

MISSISSIPPI STATE UNIVERSITY

2007-08 MEN'S BASKETBALL

Mississippi State University Athletic Media Relations • PO Box 5308 • MSU, MS 39762
Men's Basketball SID: David Rosinski • 662-325-3595 • rosinski@athletics.msstate.edu

Game #13 - Mississippi State (7-5) vs. Missouri (9-4)

Sunday, December 30, 2007 • 12:30 p.m. CT • Starkville, MS

Humphrey Coliseum (10,500) • SportSouth/Metro Sports

PROBABLE STARTERS & TOP SUBSTITUTES

MISSISSIPPI STATE BULLDOGS (7-5)

Pos.	No.	Name	Ht.	Wt.	Cl.	Hometown	PPG	RPG	APG
F	23	Charles Rhodes	6-8	245	Sr.	Jackson, MS	15.6	7.3	1.3 bpg
C	32	Jarvis Varnado	6-9	210	So.	Brownsville, TN	5.7	7.7	4.7 bpg
G	11	Ben Hansbrough	6-3	205	So.	Poplar Bluff, MO	9.3	3.5	2.6
G	22	Barry Stewart	6-2	170	So.	Shelbyville, TN	11.8	4.7	3.2
G	44	Jamont Gordon	6-4	230	Jr.	Nashville, TN	17.5	6.3	4.3
G	25	Phil Turner	6-3	170	Fr.	Grenada, MS	4.6	1.9	0.9
F/C	21	Brian Johnson	6-9	245	Jr.	Laurinburg, NC	3.5	3.2	0.6 bpg

MISSOURI TIGERS (9-4)

Pos.	No.	Name	Ht.	Wt.	Cl.	Hometown	PPG	RPG	APG
F	1	DeMarre Carroll	6-8	225	Jr.	Birmingham, AL	14.9	7.1	1.6
F	5	Leo Lyons	6-9	240	Jr.	Kansas City, KS	12.2	4.9	1.8
G	2	Keon Lawrence	6-2	175	So.	Newark, NJ	10.4	4.4	2.9
G	4	J.T. Tiller	6-3	187	So.	Marietta, GA	7.0	1.9	1.3
G	33	Matt Lawrence	6-7	203	Jr.	St. Louis, MO	8.7	2.4	0.7
G	3	Steffhon Hannah	6-1	190	Sr.	Chicago, IL	13.8	2.2	4.9
F	15	Marshall Brown	6-6	225	Sr.	Austin, TX	4.3	2.2	1.1

Officials: TBA

MSU HOSTS MIZZOU TO CLOSE OUT REGULAR-SEASON, NON-SEC HOME SLATE

Closing out their regular-season, non-conference home slate, the Bulldogs of Mississippi State (7-5) draw the curtains on the 2007 calendar year by playing host to the Missouri Tigers (9-4) in a key SEC-Big 12 match-up Sunday afternoon on the MSU campus. Tip-off for the third all-time series meeting between the two teams is set for 12:30 p.m. CT at Humphrey Coliseum, and the game will be regionally televised live by SportSouth and Metro Sports out of Kansas City.

Looking for their first three-game winning streak of the current campaign, coach **Rick Stansbury's** Bulldogs are 7-5 on the season after completing a 2-1, week-long road swing with convincing road triumphs over Texas A&M-Corpus Christi (95-70 on Dec. 21) and Loyola Marymount (85-54 on Dec. 19) prior to the start of the Christmas break. With Stansbury having surpassed his former mentor **Richard Williams** as the school's all-time winningest hoops coach last week in Corpus Christi, MState is 4-2 this December. Upon opening the current month with home wins over Murray State (78-61) and Southeastern Louisiana (84-59), the Bulldogs then fell at home to now-No. 19 Miami, Fla. (64-58) and at South Alabama (71-67) prior to their current two-game win string.

Individually, MSU continues to be powered by the veteran all-SEC tandem of **Jamont Gordon** and **Charles Rhodes**. Ranked as the league's sixth-leading scorer at 17.5 points per game, Gordon has five 20-point outings on the year, including a pair of 25-point efforts. Standing 11th in the SEC in scoring (15.6 ppg) and tied for 10th in rebounding (7.3 rpg), Rhodes owns a current streak of two straight double-doubles with a season-high 26 points and 10 rebounds most recently against Texas A&M-Corpus Christi and a 14-point, 10-rebound outing versus Loyola Marymount.

Guided by second-year head coach **Mike Anderson**, the Missouri Tigers are 9-4 on the season after claiming a 72-38 home victory over Coppin State this past Thursday. Mizzou's four losses this season (Illinois, at Cal, at Arkansas and Michigan State) have come by an average margin of only 5.3 points per setback. With six players averaging 7.0 points per game or better for the year, MU is paced in scoring (14.9 ppg) and rebounding (7.1 rpg) by junior forward and former Vanderbilt transfer **DeMarre Carroll**. Senior guard **Steffhon Hannah** averages 13.8 points (40% treys & 89% FTs), 4.9 assists, 2.2 rebounds and 1.8 steals per contest.

♦ With a trio of two-game winning streaks and a pair of two-game losing skids thus far on the year, the Bulldogs are looking for their first three-game win string of the 2007-08 campaign.

♦ Having recorded double-doubles in each of his last two outings, senior all-SEC forward Charles Rhodes is bidding to become the first Bulldog player since Dietric Slater (in 2005-06) to post three consecutive double-doubles.

♦ In their recent pre-Christmas road wins over Loyola Marymount (85-54) and Texas A&M-Corpus Christi (95-70), the Bulldogs shot a collective 54.5 percent from the field (66-121 FGs),

along with compiling a 90-61 rebounding advantage and a +28.0 ppg scoring margin over LMU and TAMUCC.

♦ The Bulldogs have been credited with 10 or more steals in four of their last six contests, including a season-most 14 swipes at Loyola Marymount and 13 steals the game prior at South Alabama on Dec. 19 and 15, respectively..

♦ Five blocks away from reaching the century mark as a team for the season, MState has been credited with 10 or more blocks four times this season, including a season-most dozen rejects against both Loyola Marymount and Miami, Fla.

2007-08 MSU RESULTS (7-5)

DATE	OPPONENT (TV)	SCORE/TIME
Nov. 10	LOUISIANA TECH	W 75-45
Nov. 15	CLEMSON (FSN/SUN)	L 82-84
Nov. 17	UT MARTIN	W 86-70
Nov. 22	#UC Irvine (ESPN2)	W 68-53
Nov. 23	#Southern Illinois (ESPN2)	L 49-63
Nov. 23	#Miami [OH] (ESPN2)	L 60-67
Dec. 1	MURRAY STATE	W 78-61
Dec. 8	SOUTHEASTERN LA. (CSS)	W 84-59
Dec. 13	MIAMI [FL] (FSN/SUN)	L 58-64
Dec. 15	*at South Alabama (CSS)	L 67-71
Dec. 19	at Loyola Marymount	W 85-54
Dec. 21	at A&M-Corpus Christi (CSS)	W 95-70
Dec. 30	MISSOURI (SS)	12:30 p.m.
Jan. 5	*Lafayette College	2 p.m.
Jan. 9	at LSU	7 p.m.
Jan. 12	GEORGIA (RS)	1 p.m.
Jan. 15	KENTUCKY (ESPN)	8 p.m.
Jan. 19	at Alabama (RS)	2 p.m.
Jan. 26	MISSISSIPPI (FSN/SUN)	4 p.m.
Jan. 30	at Arkansas (RS)	7 p.m.
Feb. 2	TENNESSEE (FSN/SUN)	6 p.m.
Feb. 6	ALABAMA	7 p.m.
Feb. 9	at Auburn (FSN/SUN)	6 p.m.
Feb. 16	ARKANSAS (ESPN)	3 p.m.
Feb. 20	at Mississippi	7 p.m.
Feb. 23	at South Carolina (RS)	3 p.m.
Feb. 27	AUBURN	7 p.m.
Mar. 1	at Florida (CBS)	3 p.m.
Mar. 5	at Vanderbilt	7 p.m.
Mar. 8	LSU	TBA
M. 13-16	+at SEC Tournament (RS/CBS)	TBA

- Anaheim Classic (Anaheim, CA)

* - Coors Classic (Mobile, AL)

^ - at Jackson, MS (Mississippi Coliseum)

+ - at Atlanta, GA (Georgia Dome)

All Times CT

MSU-MISSOURI GAME FACTS

MISSISSIPPI STATE BULLDOGS

Coach: Rick Stansbury
Alma Mater: (Campbellsville, 1982)
MSU Record: 192-109 (10th year)
Career Record: 192-109 (10th year)

MISSOURI TIGERS

Coach: Mike Anderson
Alma Mater: (Tulsa, 1982)
School Record: 27-16 (2nd year)
Career Record: 116-57 (6th year)

SERIES INFORMATION

Series Record: MU leads, 2-0
at Starkville: First meeting
at Columbia: MU leads, 2-0
Last Meeting: MU, 83-75 (1-2-07 @ MU)

TELEVISION: SPORTSOUTH

PLAY-BY-PLAY: RICH WALTZ; COLOR: EDDIE FOGLER

SATELLITE RADIO: XM RADIO - 200

Available on MSU's 29-station radio network throughout Mississippi and via www.msstateathletics.com
PxP: Jack Cristil (51st year); Color: Jim Ellis (25th year)

STATISTICAL COMPARISON MSU vs. MISSOURI

	MSU	MU
Overall Record	7-5	9-4
Conference Record	0-0	0-0
Scoring	73.9	81.5
Scoring Defense	63.4	64.5
Scoring Margin	+10.5	+17.0
Field Goal Pct	46.3	46.4
Opp. Field Goal Pct.	37.9	41.0
3-Point FG Percentage	34.3	33.1
Opp. 3-Point FG Pct.	33.8	23.6
Free Throw Percentage	61.3	70.7
Opp. Free Throw Pct.	69.3	72.8
Rebounding Average	41.8	36.6
Opp. Rebounding Ave.	34.3	36.1
Rebound Margin	+7.5	+0.5
Turnovers	16.2	13.5
Turnover Margin	-1.0	+6.9
Assists	14.2	18.4
Blocked Shots	7.9	4.1
Steals	7.8	10.5

STATISTICAL LEADERS MSU vs. MISSOURI

SCORING

MSU	PPG	MU	PPG
Gordon	17.5	Carroll	14.9
Rhodes	15.6	Hannah	13.8
Stewart	11.8	Lyons	12.2

REBOUNDING

MSU	RPG	MU	RPG
Varnado	7.7	Carroll	7.1
Rhodes	7.3	Lyons	4.9
Gordon	6.3	K. Lawrence	4.4

ASSISTS

MSU	APG	MU	APG
Gordon	3.7	Hannah	4.9
Stewart	3.2	Horton	3.0
Hansbrough	2.6	K. Lawrence	2.9

BLOCKS

MSU	BPG	MU	BPG
Varnado	4.7	Lyons	0.9
Rhodes	1.3	Carroll/K. L'rence	0.7
G'don/B.J'son	0.6	Safford	0.7

STEALS

MSU	SPG	MU	SPG
Stewart	1.3	Hannah	1.8
Gordon	1.3	Horton	1.7
H'brough/Turner	1.3	K. Lawrence	1.5

FIELD GOAL PERCENTAGE

MSU	FG%	MU	FG%
B. Johnson	61.5	Lyons	64.3
Varnado	56.4	Carroll	59.1
Rhodes	55.3	Butterfield	48.1

THREE-POINT FG PERCENTAGE

MSU	3FG%	MU	3FG%
Benock	38.9	Brown	46.7
Stewart	38.3	Butterfield	41.7
Turner	36.7	Hannah	39.7

FREE THROW PERCENTAGE

MSU	FT%	MU	FT%
Hansbrough	87.0	M. Lawrence	90.9
Stewart	71.0	Tiller	89.5
Gordon	69.7	Hannah	88.9

MSTATE LOOKS TO GAIN SPLIT IN HOME AND HOME SERIES WITH MISSOURI

Set for their first-ever basketball appearance in Starkville, the Missouri Tigers have prevailed in both previous hardwood meetings with Mississippi State through the years. With both prior contests having been held in Columbia, Mo., Mizzou most recently claimed an 83-75 home triumph over MState a year ago (Jan. 2, 2007) at Mizzou Arena. With the Tigers maintaining a 42-32 rebounding advantage and MSU hampered by 24 turnovers in the contest, **Stefhon Hannah** and **Matt Lawrence** paced MU with 27 and 17 points, respectively, while the visiting Bulldogs were led in scoring by **Reginald Delk** (16 points) and **Jamont Gordon** (15).

In the initial head-to-head hardwood meeting more than 30 years ago (Dec. 7, 1974 in Columbia, Mo.) at the Hearnes Center, coach **Kermit Davis'** Bulldog club dropped a 102-78 decision to coach **Norm Stewart's** Tiger team in the championship game of the Missouri-hosted 1974 Show-Me Classic. Having claimed an 89-87 first-round tourney win over Connecticut the day prior, MSU was led by all-tournament team member **Jerry Jenkins'** 17 points in the title game. The Tigers posted an 89-71 opening-round victory over Portland to advance to the championship contest. Mississippi State's contingent concluded the 1974-75 campaign with a 9-17 overall record and 5-13 SEC mark to finish eighth in the league standings, while the 1974-75 Missouri ballclub went 18-9 overall and placed third in the Big Eight Conference with a 9-5 mark.

BULLDOGS OWN 15-10 COMPOSITE MARK VERSUS CURRENT BIG 12 FOES

Through the years, MSU has compiled a 15-10 composite record against the 12 member institutions that currently comprise the Big 12 Conference. A year ago (Jan. 2, 2007 in Columbia, Mo.), coach **Rick Stansbury's** Bulldogs dropped an 83-75 decision at Missouri to close out their regular-season, non-conference schedule with a 9-4 non-SEC mark.

Prior to this home and home series with Missouri, Stansbury's then-16th ranked Bulldogs previously earned a 54-45 victory over the then-No. 5 Oklahoma Sooners during the 2002 Nokia Sugar Bowl Classic played at the New Orleans Arena. Also during the Stansbury era, MSU is winless in two attempts versus the Texas Longhorns, falling by a 68-64 tally in the second round of the 2002 NCAA Midwest Regional played in Dallas and also dropping an 81-77 decision to Texas during opening-round action of the 1998 Outrigger Hotels Rainbow Classic held in Honolulu, Hawai'i.

ALL-TIME SERIES BREAKDOWN VERSUS BIG 12 CONFERENCE FOES

Opponent	MSU Record	Stansbury	Opponent	MSU Record	Stansbury
Baylor	5-0	0-0	Nebraska	1-0	0-0
Colorado	0-0	0-0	Oklahoma	3-0	1-0
Iowa State	2-0	0-0	Oklahoma State	0-0	0-0
Kansas	0-0	0-0	Texas	3-4	0-2
Kansas State	0-3	0-0	Texas A&M	1-1	0-0
Missouri	0-2	0-1	Texas Tech	0-0	0-0
TOTALS	15-10	1-3			

STANSBURY'S DOGS BID TO MAINTAIN DECEMBER AND HOME EXCELLENCE

Under **Rick Stansbury's** guidance, Mississippi State owns an overall record of 60-12 (.833) in games played during the month of December since the 1998-99 campaign, including a 30-2 (.938) mark in December home games. The Bulldogs' previous 23-game winning streak in December home outings was snapped earlier this month (Dec. 13) when the now-No. 19 Miami Hurricanes came away from Humphrey Coliseum with a 64-58 road triumph. Prior to this season, MState's only other previous December home setback since Stansbury took over State's head coaching duties in 1998 was an 83-72 home loss to Richmond on Dec. 2, 2000. Dating back to the 2000-01 season, the Bulldogs own a 50-7 (.877) composite record in overall December contests.

The Bulldogs have now compiled a composite 10-year record of 114-27 (.809) at Humphrey Coliseum under Stansbury's direction, including a 53-19 (.736) SEC mark and 61-8 (.884) home record versus non-SEC competition. Dating back to the start of the 2001-02 campaign, MState is collectively 79-17 (.823) at Humphrey Coliseum, which includes a 37-11 (.771) home mark versus SEC opponents and a 42-6 (.875) home record against non-SEC foes.

The team's 84-82 home loss to now-No. 20 Clemson earlier this season (Nov. 15) snapped MSU's eight-game home winning streak that had dated back to this past February and had included four SEC wins and MasterCard NIT victories over Mississippi Valley State, Bradley and Florida State. Prior to this season's setback to Clemson, MState's last home defeat was a 66-63 loss to South Carolina at Humphrey Coliseum on Jan. 27, 2007. Prior to last month's Clemson contest, the Bulldogs' most recent non-conference home loss came a year ago against NCAA Tournament entry Winthrop (74-63) on Nov. 18.

In addition, the Bulldogs of Mississippi State have compiled an impressive 108-32 (.771) composite record against non-conference opponents during the Stansbury era (since 1998-99), including a 100-25 (.800) regular-season mark versus non-league foes.

MISCELLANEOUS WIN-LOSS RECORDS DURING RICK STANSBURY ERA

	Non-SEC		Non-SEC Home		Overall Home		December	
Season	W-L	Pct.	W-L	Pct.	W-L	Pct.	W-L	Pct.
1998-99	10-4	.714	6-0	1.000	12-2	.857	5-3	.625
1999-00	9-4	.692	6-0	1.000	10-4	.714	5-2	.714
2000-01	11-3	.786	7-2	.778	13-4	.765	5-1	.833
2001-02	14-2	.875	6-0	1.000	13-1	.929	8-1	.889
2002-03	10-2	.833	5-1	.833	12-2	.857	7-0	1.000
2003-04	12-1	.923	6-0	1.000	12-2	.857	7-0	1.000
2004-05	13-3	.813	5-0	1.000	11-2	.846	7-1	.875
2005-06	10-3	.769	6-2	.750	11-5	.688	6-1	.857
2006-07	12-5	.706	10-1	.909	16-3	.842	6-1	.857
2007-08	7-5	.583	4-2	.667	4-2	.667	4-2	.667
10 Years	108-32	.771	61-8	.884	114-27	.809	60-12	.833

THE LAST MEETING...

MISSOURI 83, MSU 75 JAN. 2, 2007 • COLUMBIA, MO

Concluding a two-game, six-day holiday road trip a year ago, the Bulldogs dropped an 83-75 decision to the Missouri Tigers at Mizzou Arena to complete their non-conference, regular-season schedule.

MSU (9-4) initially ran into a buzz saw, as the homestanding Tigers (11-2) scored the game's first 13 points to race to a 13-0 lead by the 17:14 mark. The visitors weathered the storm and regrouped to score 13 unanswered points of their own to knot the score at 13-13 two minutes later. Following the pair of runs, the two teams settled down to tie four more times before Missouri native Ben Hansbrough's 3-pointer at the 5:43 mark capped a 12-2 MSU run to put the Bulldogs on top, 37-27.

However, State would not score the rest of the period, as six turnovers and four missed field goals contributed to Missouri's streak of 16 unanswered points over the final 5:43 of the opening half. Aided by MSU's 16 first-half turnovers, the Tigers held a 43-37 halftime advantage on the strength of 30 combined points by Stefhon Hannah (17) and Matt Lawrence (13).

Mizzou maintained the lead for the duration of the second stanza, though the Bulldogs cut the deficit to a single point (60-59) following a Reginald Delk 3-pointer at the 9:37 mark. The Tigers responded by scoring nine unanswered points, capped by back-to-back treys by Hannah, to put the home team ahead by 10 points (69-59) with 7:44 remaining in the game. Late in the contest, Hannah's consecutive driving jumpers increased the margin to 13 points (83-70) before MU went on to claim its 18th straight home victory against non-conference opposition with the eight-point win.

With the Tigers also maintaining an advantage on the boards (42-32), Hannah and Matt Lawrence led all scorers with 27 and 17 points, respectively. Victimized by 24 turnovers on the night, State was led by Reginald Delk and Jamont Gordon with 16 and 15 points, respectively.

MISSISSIPPI STATE (9-4)

Player	FG	3FG	FT	RB	PF	PT	A	Min
Delk, Ri.	3-5	0-1	1-2	1	2	7	2	19
Gordon	6-10	1-2	2-3	5	3	15	3	33
Varnado	3-5	0-0	1-2	9	2	7	0	19
Hansbrough	2-5	2-4	2-2	4	0	8	8	28
Delk, Re.	6-12	4-9	0-1	1	1	16	0	28
Stewart	3-12	3-8	2-3	3	0	11	1	31
Slater	1-4	0-2	3-4	3	3	5	1	17
Rhodes	3-6	0-0	0-0	3	1	6	2	24
Goodridge	0-0	0-0	0-0	1	2	0	0	1
Team				2				
TOTALS	27-59	10-26	11-17	32	15	75	17	200

MISSOURI (11-2)

Player	FG	3FG	FT	RB	PF	PT	A	Min
Brown	4-7	0-1	0-0	4	2	8	1	20
Lawrence, M.	5-9	5-7	2-4	6	0	17	1	32
Lyons	1-2	0-1	3-3	5	5	5	1	16
Hannah	10-20	3-7	4-4	5	1	27	5	32
Horton	1-2	0-0	0-0	2	1	2	2	19
Lawrence, K.	2-6	1-3	1-2	4	2	6	2	21
Tiller	2-7	0-1	2-2	4	1	6	1	14
Watkins	0-0	0-0	0-0	0	0	0	0	4
Dandridge	0-3	0-2	0-0	0	0	0	0	4
Volkus	0-0	0-0	0-0	0	1	0	0	1
Butterfield	3-6	0-0	0-0	2	3	6	2	17
Grimes	3-7	0-0	0-0	6	1	6	1	20
Team				4				
TOTALS	31-69	9-22	12-15	42	17	83	16	200

Halftime: MU 43, MSU 37. FG%: MSU 45.8%, MU 44.9%. 3FG%: MSU 38.5%, MU 40.9%. FT%: MSU 64.7%, MU 80.0%. Turnovers: MSU 24 (Gordon 7), MU 22 (Horton 5). Blocked Shots: MSU 4 (Slater 2), MU 5 (Lyons, Grimes 2). Steals: MSU 6 (Varnado, Stewart 2), MU 12 (Hannah 5). Officials: Doug Shows, Tom Eades, Mike Thibodeaux. Technicals: MSU Bench. Attendance: 7,527.

BULLDOG NOTEBOOK

MSTATE POSTS CONVINCING ROAD TRIUMPHS

After letting a 13-point, second-half lead slip away in a 71-67 setback at South Alabama two weeks ago, MSU responded by posting convincing road triumphs over Loyola Marymount (85-54) and Texas A&M-Corpus Christi (95-70) prior to the Christmas break... The 31-point victory at LMU marked MState's largest victory margin on an opponent's home floor since 1962-63... The Bulldogs also shot a season-best 58.6 percent from the field against LMU, while scoring a season-high 95 points (50.8% FGs) in their next outing at TAMUCC... In the team's two most recent outings (LMU & TAMUCC) prior to the break, MSU averaged 90 points on collective 54.5 percent (66-121 FGs) field-goal shooting, while outscoring the opposition by an average margin of 28 points per game and owning a composite 90-61 rebounding advantage.

MSU COMES OFF THREE STRAIGHT ROAD GAMES

The Bulldogs will play at home for the first time since Dec. 13 (64-58 loss to Miami, Fla.) when they play host to Missouri on Sunday... MState is coming off a 2-1, week-long road trip in which coach Rick Stansbury's squad rebounded from a 71-67 setback at South Alabama on Dec. 15 with convincing road triumphs over Loyola Marymount (85-54) and Texas A&M-Corpus Christi (95-70) on Dec. 19 and 21, respectively... The last time MState played three straight 'true' road games was last season when the Bulldogs fell at both George Mason and Missouri in non-conference play just after Christmas before dropping a 92-84 decision at Tennessee in their SEC opener... The last time an MSU club played three consecutive 'true' non-conference road games was the 2003-04 campaign when the 'Road Warriors' won at Santa Clara, Tulane and Arkansas-Little Rock during a two-week span around the holidays en route to posting a perfect 12-0 road record (8-0 in SEC play) and claiming the school's first outright SEC regular-season title since 1962-63 with records of 26-4 overall and 14-2 in league play.

MSTATE AMONG NATIONAL LEADERS IN BLOCKS

With 95 blocked shots as a team through the first dozen games of the campaign (7.92 bpg), the Bulldogs rank second in the SEC (behind LSU; 8.18 bpg) in blocks and were ranked fifth nationally through games of Dec. 16 (the NCAA's next official update will be Jan. 4)... MSU has reached double digits in blocks four times this season, including a dozen rejects against both Loyola Marymount and Miami, Fla., along with 10 swats versus both Louisiana Tech and Clemson... A year ago with 222 blocks as a team in 35 games, the Bulldogs topped the SEC and ranked eighth nationally in blocks (6.34 bpg), while also shattering the previous single-season school standard of 175 rejects set by the Erick Dampier-led 1995-96 Final Four squad.

MSTATE TOPS SEC WEST IN WINS SINCE 1998-99

Since 10th-year head coach Rick Stansbury took over Mississippi State's basketball coaching duties from Richard Williams in 1998, the Bulldogs rate as the winningest SEC Western Division team and the third-winningest hoops program overall in the league behind perennial SEC Eastern Division front-runners Florida and Kentucky... Over the last 10 seasons, MSU's composite record of 192-109 ranks behind only two-time defending NCAA champion Florida (245-73) and Kentucky (233-84)... In addition during the past seven seasons combined (140-67 composite record), the Bulldogs rank tied for 31st (with Winthrop) nationally (and third among SEC teams behind Florida and Kentucky) among the winningest NCAA Division I men's basketball programs dating back to the 2001-02 season, according to STATS, Inc., out of Chicago.

BULLDOGS HAVING DIFFICULTY CLOSING GAMES

In four of their five setbacks on the season, the Bulldogs have let late second-half leads slip away... Most recently at South Alabama on Dec. 15, MSU held a nine-point lead (58-49) with 6:45 remaining in the game, as well as owning a 13-point cushion (57-44) midway through the second half, before being outscored, 27-10, over the final 10:25 of the game in dropping a 71-67 road decision to the Jaguars... Earlier this month at home against the now-No. 19 Miami Hurricanes, MState held a five-point lead (56-51) with 3:36 remaining before all-ACC guard Jack McClinton helped ignite UM on a 13-2 run to close the game and come away with a 64-58 road victory... Last month during the third-place game of the inaugural Anaheim Classic, the Bulldogs owned a six-point lead (53-47) with 7:06

left in the contest before being outscored, 20-7, over the final seven minutes in a 67-60 setback to the RedHawks... MSU also held a lead (71-70) over the now-No. 20 Clemson Tigers as late as the 2:23 mark prior to falling by a basket (84-82) during the team's second game of the season (Nov. 15 in Starkville).

BULLDOGS HAVE FOUR SINGLE-DIGIT SETBACKS

Mississippi State's five losses on the season have come by a combined total of just 33 points or 6.6 points per setback... Four of the team's five losses on the year have been by single digits, including setbacks by two points (Clemson; 84-82), four points (71-67 at South Alabama), six points (64-58 to Miami of Florida), and seven points (67-60 to Miami of Ohio)... Additionally, three of the Bulldogs' five losses have come to opponents that are either ranked currently (No. 20 Clemson & No. 19 Miami, Fla.) or were ranked at the time of the meeting with MSU (then-No. 18 Southern Illinois).

STANSBURY SEEKS TO JOIN 200-VICTORY CLUB

Having most recently surpassed his former mentor Richard Williams as Mississippi State's all-time winningest basketball coach with the Bulldogs' 95-70 road win over Texas A&M-Corpus Christi on Dec. 21, 10th-year MSU head coach Rick Stansbury (192-109) now seeks to become the 20th all-time member of the SEC's 200-win club... With 192 career wins to his credit, Stansbury is being closely chased by LSU's John Brady (191 career wins as an SEC head coach) and Mark Gottfried of Alabama (190 wins) in the race to 200 career victories as a head coach of an SEC school.

GORDON BOUNCES BACK TO SET SEASON HIGHS

Bouncing back from a season-low, seven-point effort (1-14 FGs & 0-6 treys) at South Alabama on Dec. 15, junior all-America candidate Jamont Gordon matched his season high with 25 points, including a career-most five 3-pointers, and also handed out a season-high seven assists in MSU's 31-point victory at Loyola Marymount on Dec. 19... Tied for third in the SEC with five 20-point efforts on the season (16 for his career), the Nashville native has now scored in double figures in 68 of 77 career MState contests... Currently standing in 19th place on MSU's all-time scoring list with 1,184 career points, Gordon needs 16 points to surpass Mario Austin (1,199 points) and move into 18th place... In addition, Gordon ranks fifth on the school's all-time chart with 368 career assists... The two-time all-SEC standout owns 11 career double-doubles (23 pts & 12 rebs vs. Clemson this year), including a rare triple-double last year at home against Vanderbilt (15 pts, 12 rebs & 10 asts).

RHODES ON CURRENT DOUBLE-DOUBLE STRING

All-SEC senior forward Charles Rhodes ranks tied for second in the SEC with four double-doubles on the season (now has 10 for his career) after posting double-double efforts in each of his last two outings... After totalling 14 points and 10 rebounds at Loyola Marymount, he most recently scored a season-high 26 points and added 10 boards at Texas A&M-Corpus Christi... Rhodes previously recorded consecutive double-doubles during his sophomore season with 21 points and 11 rebounds versus Kentucky followed by 21 points and a career-high 19 boards against Auburn... This season, Rhodes also posted double-doubles against both UC Irvine (11 pts/11 rebs) and Miami, Ohio (25/10) during last month's inaugural Anaheim Classic... He is bidding to become the first Bulldog player since Dietric Slater (in 2005-06) to post three straight double-doubles... The Jackson native currently stands in 26th place on MSU's all-time scoring chart with 1,100 career points and needs 23 points to move up three more notches and into a 23rd-place tie with Greg Carter... Rhodes also presently stands tied for sixth place (with Wiley Peck) on the school's all-time list with 117 career blocks, along with standing 10th in career field-goal percentage (.559).

MSU TO PLAY IN JACKSON NEXT SATURDAY

The Bulldogs will close out their regular-season, non-conference hoops slate next Saturday (Jan. 5) by taking on Pennsylvania-based Lafayette College at Jackson's Mississippi Coliseum... This season will mark the fourth consecutive year, and the sixth time since 1998-99, that the Bulldogs will have played a basketball game in Mississippi's capital city during the 10 seasons in which Rick Stansbury has been at the State coaching helm... A year ago (Dec. 21) in Jackson, MState claimed an 89-63 victory over the University of New Orleans.

MSU CAREER LEADERS

POINTS SCORED

Name	Seasons	G	Pts	Avg
1. Jeff Malone	1980-83	110	2142	19.5
2. Bailey Howell	1957-59	75	2030	27.1
3. Jim Ashmore	1954-57	93	1918	20.6
4. Rickey Brown	1977-80	107	1838	17.2
5. Ray White	1976-79	100	1652	16.5
6. Darryl Wilson	1994-96	93	1619	17.4
7. Jerry Jenkins	1973-75	78	1503	19.3
8. Tony Watts	1989-92	113	1491	13.2
9. Cameron Burns	1989-91	87	1460	16.8
10. Tang Hamilton	1998-01	123	1307	10.6
11. Rich Knarr	1973-76	97	1305	13.5
12. Timmy Bowers	2001-04	116	1300	11.2
13. Jack Bouldin	1970-72	75	1257	16.8
14. Jerry Graves	1959-61	74	1245	16.8
15. Erick Dampier	1994-96	93	1231	13.2
16. Dave Williams	1966-68	76	1219	16.0
Leland Mitchell	1961-63	78	1219	15.6
18. Mario Austin	2001-03	91	1199	13.2
19. Jamont Gordon	2006-08	77	1184	15.4
20. Marckell Patterson	1999-02	122	1168	9.6
21. Gary Hooker	1976-78	80	1144	14.3
22. Wiley Peck	1976-79	107	1136	10.6
23. Greg Carter	1988-91	114	1123	9.9
24. Tyrone Washington	1996-99	123	1119	9.1
25. W.D. "Red" Stroud	1961-63	74	1116	15.1
26. Charles Rhodes	2005-08	91	1100	12.1
27. Larry Fry	1973-75	78	1079	13.8
28. Lawrence Roberts	2004-05	62	1048	16.9
29. Greg Lockhart	1986-89	100	1042	10.4

ASSISTS

Name	Seasons	G	Ast	Avg
1. Derrick Zimmerman	2000-03	127	514	4.0
2. Al Perry	1975-78	102	510	5.0
3. Chuck Evans	1992-93	57	454	8.0
4. Doug Hartsfield	1988-91	114	413	3.6
5. Jamont Gordon	2006-08	77	368	4.8
6. Jack Bouldin	1970-72	75	357	4.8
7. Detrick White	1998-99	63	351	5.6
8. Butch Pierre	1981-84	105	342	3.3
9. Rich Knarr	1973-76	97	326	3.4
10. Ray White	1976-79	100	314	3.1

BLOCKED SHOTS

Name	Seasons	G	BS	Avg
1. Erick Dampier	1994-96	93	249	2.7
2. Tyrone Washington	1996-99	123	198	1.6
3. Kalpatrick Wells	1980-83	110	183	1.7
4. Rickey Brown	1977-80	107	163	1.5
5. Jarvis Varnado	2007-08	47	123	2.6
6. Charles Rhodes	2005-08	91	117	1.3
Wiley Peck	1976-79	107	117	1.1
8. Derrick Zimmerman	2000-03	127	89	0.7
9. Marcus Campbell	2002-05	122	87	0.7
10. Marcus Grant	1992-95	105	72	0.7

FIELD GOAL PERCENTAGE (Min. 200 FGA)

Name	Seasons	FGM	FGA	Pct
1. Bill Singletary	1972-74	192	305	.630
2. Tony Robinson	1984-85	161	269	.599
3. David Domingue	1991-94	125	210	.595
4. Erick Dampier	1994-96	481	819	.587
5. Cameron Burns	1989-91	563	959	.587
6. Wiley Peck	1976-79	439	759	.578
7. Ervin Dillon	1985-86	152	265	.574
8. Larry Fry	1973-75	431	761	.566
9. Robert Jackson	1999-01	323	574	.563
10. Charles Rhodes	2005-08	431	771	.559

MSU in the SEC (Thru All Games of Dec. 23)

TEAM RANKINGS

Category	Stats	SEC Rank
Scoring	73.9 ppg	7th
Scoring Defense	63.4 ppg	4th
Scoring Margin	+10.5 ppg	6th
Rebounding	41.8 rpg	2nd
Opp. Rebounds	34.3 rpg	7th
Rebound Margin	+7.5 rpg	3rd
Off. Rebounds	13.58 rpg	5th
Def. Rebounds	28.25 rpg	1st
FG Percentage	46.3%	10th
Opp. FG Pct.	37.9%	2nd
3-pt FG Pct.	34.3%	9th
Opp. 3-pt FG Pct.	33.8%	8th
3-pt FGs/game	7.17/gm	7th
FT Percentage	61.3%	10th
Assists	14.17 apg	9th
Blocks	7.92 bpg	2nd
Steals	7.75 spg	5th
Turnover Margin	-1.00	9th
Assist:TO Ratio	0.88	8th

INDIVIDUAL RANKINGS

Category	Player (Stats)	SEC Rank
Scoring	Gordon (17.5 ppg)	6th
	Rhodes (15.6 ppg)	11th
	Stewart (11.8 ppg)	29th
Rebounding	Varnado (7.7 rpg)	6th
	Rhodes (7.3 rpg)	T-10th
	Gordon (6.3 rpg)	15th
Off. Rebs	Rhodes (3.00 orpg)	T-6th
	Varnado (2.75 orpg)	T-10th
Def. Rebs	Gordon (4.92 drpg)	T-7th
	Varnado (4.92 drpg)	T-7th
FG Pct.	Rhodes (55.3%)	7th
	Gordon (43.9%)	13th
3FG Pct.	None qualify	
3-pt FG/gm	Stewart (1.92/gm)	T-13th
FT Pct.	None qualify	
Assists	Gordon (4.33 apg)	7th
Blocks	Varnado (4.67 bpg)	1st
	Rhodes (1.33 bpg)	11th
Steals	None qualify	
Ast:TO Ratio	None qualify	
Minutes	Stewart (33.58 mpg)	5th
	Gordon (31.67 mpg)	11th
	Hansbrough (30.17 mpg)	16th

THE LAST TIME OUT...

MSU 95, A&M-CORPUS CHRISTI 70 DEC. 21, 2007 • CORPUS CHRISTI, TX

The Bulldogs concluded their week-long, three-game road swing and closed out their pre-Christmas slate by registering a 95-70 victory over Texas A&M-Corpus Christi at the American Bank Center.

With the visitors coasting to the 25-point road triumph, MSU head coach Rick Stansbury passed his former mentor Richard Williams for sole possession of first place on the school's all-time list with 192 career coaching victories.

A hot-shooting A&M-Corpus Christi club (2-7) bolted to an early six-point lead (15-9) six minutes into the contest, before MState (7-5) went on an 11-2 run over the next four minutes to take a three-point lead (20-17) midway through the opening period. Following a third and fourth tie of the half, MSU's Phil Turner supplied instant offense off the Bulldog bench by scoring 11 straight points for the visitors to give them a six-point advantage (31-25) by the 8:20 mark. Jamont Gordon sank a pair of free throws with no time remaining on the game clock to put the Bulldogs up by 11 points (51-40) at the intermission.

MState maintained its offensive efficiency and picked up its defensive intensity in the second stanza. Hitting 52 percent from the field, while holding the Islanders to just 29 percent shooting during the closing period, the Bulldogs didn't let up in the second half. After stretching the margin to as many as 28 points, MSU headed home for Christmas with the 25-point win.

Charles Rhodes recorded his second straight double-double and fourth of the year with game-high totals of 26 points and 10 rebounds for the winners. Barry Stewart added 19 points on 6-of-8 shooting for the Bulldogs. Kevin Perkins led Texas A&M-Corpus Christi with 19 points.

MISSISSIPPI STATE (7-5)

Player	FG	3FG	FT	RB	PF	PT	A	Min
Rhodes	10-16	0-0	6-9	10	2	26	1	33
Varnado	1-9	0-1	0-0	7	2	2	1	24
Hansbrough	3-7	1-4	0-0	6	1	7	1	20
Stewart	6-8	2-3	5-7	2	1	19	4	36
Gordon	4-8	0-1	5-6	2	2	13	5	24
R. Johnson	2-2	2-2	0-0	2	0	6	1	8
Iupe	0-0	0-0	0-0	0	0	0	0	1
Benock	1-1	1-1	0-0	0	3	3	3	13
B. Johnson	0-1	0-0	0-2	4	4	0	0	12
Augustus	0-1	0-1	0-0	0	0	0	0	4
Turner	4-5	3-3	2-2	3	1	13	2	16
Bolen	0-0	0-0	1-2	1	0	1	0	2
Bailey	1-5	0-0	3-4	5	3	5	0	7
Team				2				
TOTALS	32-63	9-16	22-32	44	19	95	18	200

TEXAS A&M-CORPUS CHRISTI (2-7)

Player	FG	3FG	FT	RB	PF	PT	A	Min
Reynolds	6-15	3-3	3-4	8	4	18	0	28
Jackson	1-4	0-1	0-0	5	2	2	0	28
Daniels	1-3	1-2	0-0	3	4	3	3	26
Perkins	7-11	2-3	3-3	2	3	19	1	29
Green	1-9	1-5	4-6	1	2	7	3	27
Taylor	0-0	0-0	0-0	0	0	0	0	2
Slatnick	0-0	0-0	0-0	0	0	0	0	1
Bond	0-1	0-0	0-1	1	3	0	1	9
Shorter	0-0	0-0	0-0	0	0	0	2	8
Bullard	4-9	3-7	2-2	1	1	13	0	21
Watt	1-3	1-3	5-6	5	2	8	0	20
Topps	0-0	0-0	0-0	0	1	0	0	1
Team				3				
TOTALS	21-55	11-24	17-22	29	22	70	10	200

Halftime: MSU 51, TAMUCC 40. FG%: MSU 50.8%, TAMUCC 38.2%. 3FG%: MSU 56.3%, TAMUCC 45.8%. FT%: MSU 68.8%, TAMUCC 77.3%. Turnovers: MSU 10 (Stewart 2), TAMUCC 14 (Daniels, Shorter 3). Blocked Shots: MSU 6 (B. Johnson 3), TAMUCC 6 (Reynolds 3). Steals: MSU 8 (Gordon, Turner 2), TAMUCC 0. Officials: Tom Eades, Mike Thibodeaux, Jeff Smith. Attendance: 2,051.

GAME #1 RECAP

MSU 75, LOUISIANA TECH 45 Nov. 10, 2007 • STARKVILLE, MS

The Bulldogs tipped off their 96th season of collegiate basketball competition by cruising to a 75-45 home triumph over Louisiana Tech at MSU's Humphrey Coliseum.

With MSU (1-0) trailing by four points (10-6) eight minutes into the contest, Charles Rhodes' back-to-back dunks helped spark the Bulldogs on a 24-4 run over the final nine minutes of the opening half to give the home team a comfortable 30-14 halftime advantage. The sluggish first half of play saw MState shoot just 32 percent from the field, while Louisiana Tech (0-1) struggled at 22 percent field-goal shooting.

The homestanding Bulldogs continued to remain in control during the second stanza, building a 20-point lead (37-17) by the 16:31 mark. With the visitors getting no close than 18 points (49-31 with 12:21 left) the rest of the way, the cushion increased to 30 points (61-31) by the 7:26 mark and ballooned to as many as 36 points (75-39) before MSU settled for the 30-point triumph. Five years ago in the last meeting between the two teams, MState pounded out an equally convincing 78-38 home victory over LTU.

While moving to 9-1 in season home openers during the Rick Stansbury era, the Bulldogs extended their home winning streak to eight consecutive games dating back to this past February. During that stretch, MSU's average margin of victory has been 20.1 points per home triumph.

Jamont Gordon paced four double-figure State scorers with a game-high 21 points. Charles Rhodes followed with 17 points, while Barry Stewart notched his first career double-double with 13 points and a career-high 11 rebounds. Kyle Gibson topped the visitors with his own double-double of 15 points and 15 boards.

LOUISIANA TECH (0-1)

Player	FG	3FG	FT	RB	PF	PT	A	Min
Rogers	1-4	0-0	0-0	9	3	2	1	21
Smith	3-11	0-0	0-0	7	1	6	0	29
Washington	2-6	1-3	0-0	3	1	5	1	31
Clark	2-4	2-3	0-0	3	0	6	2	14
Gibson	4-14	2-7	5-10	15	2	15	2	36
Loe	2-7	0-1	0-0	2	2	4	1	24
Mims	0-0	0-0	0-0	1	3	0	0	9
Lathan	1-10	1-5	0-0	3	3	3	0	20
Tims	2-6	0-1	0-0	4	3	4	0	16
Team				5				
TOTALS	17-62	6-20	5-10	52	18	45	7	200

MISSISSIPPI STATE (1-0)

Player	FG	3FG	FT	RB	PF	PT	A	Min
Rhodes	8-17	0-0	1-4	7	2	17	2	27
Varnado	1-5	0-0	2-2	5	1	4	0	26
Hansbrough	3-8	3-6	2-2	3	1	11	3	27
Stewart	5-10	1-5	2-3	11	2	13	3	26
Gordon	7-14	3-7	4-4	5	1	21	3	29
R. Johnson	0-2	0-0	0-0	1	1	0	0	4
Begley	0-1	0-0	0-0	0	0	0	0	1
Lupe	0-0	0-0	0-0	0	0	0	0	1
Bryant	0-0	0-0	0-0	0	0	0	0	1
Benock	1-3	1-3	0-0	1	1	3	0	11
B. Johnson	1-3	0-1	2-3	2	2	4	0	11
Augustus	0-2	0-2	0-0	2	1	0	0	9
Turner	0-3	0-1	0-0	4	1	0	2	18
Bolen	0-0	0-0	0-0	1	0	0	0	1
Bailey	1-3	0-0	0-2	1	0	2	0	8
Team				3				
TOTALS	27-71	8-25	13-20	46	13	75	13	200

Halftime: MSU 30, LTU 14. FG%: MSU 38.0%, LTU 27.4%. 3FG%: MSU 32.0%, LTU 30.0%. FT%: MSU 65.0%, LTU 50.0%. Turnovers: MSU 4 (Gordon 2), LTU 22 (Clark 4). Blocked Shots: MSU 10 (Varnado 6), LTU 3 (Gibson 2). Steals: MSU 6 (Gordon, Turner 2), LTU 3 (Rogers 2). Officials: Ted Valentine, Rick Crawford, Eugene Jr. Crawford. Attendance: 10,153.

GAME #2 RECAP

CLEMSON 84, MSU 82 Nov. 15, 2007 • STARKVILLE, MS

The Bulldogs had their eight-game home winning streak snapped by dropping a hard-fought 84-82 home decision to reigning NIT runner-up Clemson at MSU's Humphrey Coliseum.

The visiting Tigers (2-0) led for most of the opening 20 minutes of play. Following a second tie (13-13) nine minutes into the contest, Clemson scored eight unanswered points to take an eight-point lead (21-13) with 9:18 remaining in the half. The Bulldogs (1-1) would cut the deficit to two points (23-21) two minutes later, but Clemson responded with a dunk and a 3-pointer to re-establish control of the game and go on to take a 39-32 halftime advantage.

The visitors continued to maintain the lead for the opening 11 minutes of the second stanza, before MSU went on a 9-0 run midway through the half to take a 54-52 lead on a Charles Rhodes dunk at the 8:17 mark. Seven lead changes and two ties ensued over the next four minutes.

Back-to-back dunks by Brian Johnson gave MState its final lead (71-70) with 2:23 left in the contest. A 3-pointer by Clemson's K.C. Rivers at the 1:11 mark was answered by a Barry Stewart trey with 43 seconds left to cut MSU's deficit to two points (78-76). However, Tiger freshman guard Demontez Stitt sealed the two-point Clemson victory with 6-of-6 free-throw shooting over the final 26 seconds.

Though Clemson struggled with 34-percent shooting from the field, State did not help its own cause with just 61-percent accuracy from the line.

Jamont Gordon led all scorers with 23 points and added a dozen rebounds to record his 11th career double-double for the Bulldogs. Rhodes tossed in 17 points despite first-half foul trouble. Rivers and freshman Terrence Oglesby paced the winners with 17 points each, while all-America candidate James Mays totaled 14 points, 11 rebounds and four assists.

CLEMSON (2-0)

Player	FG	3FG	FT	RB	PF	PT	A	Min
Rivers	5-14	3-4	4-4	7	2	17	1	30
Mays	5-13	0-1	4-8	11	4	14	4	34
Booker	2-4	0-0	0-0	6	4	4	0	17
Stitt	0-9	0-2	8-8	2	2	8	3	26
Hammonds	5-11	2-5	1-2	6	1	13	5	35
Sykes	2-6	0-0	0-2	3	2	4	0	15
Potter	0-1	0-0	2-2	0	3	2	0	11
Oglesby	4-9	3-7	6-9	1	1	17	1	19
Perry	0-0	0-0	0-0	0	0	0	0	1
Powell	0-2	0-2	0-0	0	0	0	0	2
Grant	1-1	0-0	3-3	1	3	5	0	10
Team				5				
TOTALS	24-70	8-21	28-38	42	22	84	14	200

MISSISSIPPI STATE (1-1)

Player	FG	3FG	FT	RB	PF	PT	A	Min
Rhodes	7-12	0-0	3-7	6	3	17	1	25
Varnado	3-7	0-0	1-2	12	5	7	0	27
Hansbrough	1-4	1-4	3-4	2	4	6	3	37
Stewart	3-10	2-6	4-4	6	5	12	2	36
Gordon	7-16	3-9	6-10	12	4	23	3	33
Benock	0-3	0-3	0-0	0	0	0	0	5
B. Johnson	4-4	0-0	2-2	3	2	10	0	19
Turner	2-6	1-2	0-2	4	3	5	1	15
Bailey	1-2	0-0	0-0	1	2	2	0	3
Team				5				
TOTALS	28-64	7-24	19-31	51	28	82	10	200

Halftime: CU 39, MSU 32. FG%: MSU 43.8%, CU 34.3%. 3FG%: MSU 29.2%, CU 38.1%. FT%: MSU 61.3%, CU 73.7%. Turnovers: MSU 19 (Gordon 6), CU 13 (Stitt 5). Blocked Shots: MSU 10 (Varnado 6), CU 3 (Booker 2). Steals: MSU 5 (Stewart 2), CU 9 (Rivers 3). Officials: Karl Hess, Tom Eades, Mike Eades. Technicals: MSU Bench. Attendance: 9,950.

GAME #3 RECAP

MSU 86, UT MARTIN 70 Nov. 17, 2007 • STARKVILLE, MS

The Bulldogs wrapped up their season-opening, three-game homestand by claiming an 86-70 victory over UT Martin at MSU's Humphrey Coliseum.

MState (2-1) scored the first dozen points of the contest before UT Martin's Lester Hudson gave the visiting Skyhawks (2-3) their first points of the game with a 3-pointer at the 15:34 mark of the opening period. UTM cut the deficit to four points (12-8) soon thereafter and kept the contest to within single digits until the 5:34 mark when Ben Hansbrough connected on a 3-pointer to give MSU an 11-point lead (32-21).

The Bulldogs increased their lead to 16 points (39-23) with 3:03 left in the half before settling for a 41-30 halftime advantage. State's Charles Rhodes tallied 15 first-half points on 7-of-8 shooting to lead the way for the home team.

MSU maintained its double-figure lead throughout the second stanza, stretching the comfortable margin to as many as 27 points over the final minutes before coming away with the 16-point triumph.

The Bulldogs shot 55 percent from the field for the game, including 10-of-22 (46%) treys. In the second half, MSU picked up the pace in shooting 65 percent (17-26 FGs) overall and connecting on 5-of-9 second-half trey attempts. Defensively, MState limited the Skyhawks to just 32-percent field-goal shooting and had nine blocked shots for the contest.

Hansbrough paced four double-digit State scorers with 20 points on 4-of-6 triples. Hudson and Marquis Weddle led the visitors with 27 and 24 points, respectively.

UT MARTIN (2-3)

Player	FG	3FG	FT	RB	PF	PT	A	Min
Hay	0-0	0-0	0-0	0	3	0	0	14
Irrarrazabal	0-2	0-0	0-0	3	1	0	0	16
Wright	1-8	1-4	0-0	0	3	3	0	22
Weddle	10-23	4-10	0-1	2	2	24	3	35
Hudson	9-22	4-12	5-5	11	4	27	4	39
Riedewald	1-1	0-0	0-0	2	3	2	1	18
Simmons	0-1	0-0	2-2	1	2	2	0	2
Robinson	4-16	2-8	0-2	11	1	10	1	30
Pearson	0-3	0-1	2-4	4	0	2	1	16
Bailey	0-2	0-1	0-0	2	2	0	1	8
Team				2				
TOTALS	25-78	11-36	9-14	38	21	70	11	200

MISSISSIPPI STATE (2-1)

Player	FG	3FG	FT	RB	PF	PT	A	Min
Rhodes	7-9	0-0	1-2	5	3	15	2	24
Varnado	4-4	0-0	0-0	16	1	8	1	27
Hansbrough	6-8	4-6	4-4	5	2	20	3	25
Stewart	3-12	0-4	3-4	4	1	9	4	26
Gordon	4-8	2-4	0-1	4	1	10	6	29
R. Johnson	1-3	0-0	0-0	0	0	2	0	6
Begley	0-0	0-0	0-0	1	1	0	0	2
Lupe	0-0	0-0	0-0	0	0	0	0	1
Bryant	1-1	0-0	0-1	1	0	2	0	1
Benock	3-3	3-3	1-2	2	0	10	4	15
B. Johnson	0-3	0-1	0-0	4	0	0	0	12
Augustus	0-1	0-0	0-0	0	2	0	0	7
Turner	2-6	1-4	1-2	0	1	6	1	16
Bolen	0-0	0-0	0-0	0	1	0	0	1
Bailey	2-2	0-0	0-0	2	1	4	0	8
Team				6				
TOTALS	33-60	10-22	10-16	50	14	86	21	200

Halftime: MSU 41, UTM 30. FG%: MSU 55.0%, UTM 32.1%. 3FG%: MSU 45.5%, UTM 30.6%. FT%: MSU 62.5%, UTM 64.3%. Turnovers: MSU 25 (Rhodes, Stewart 4), UTM 14 (Robinson 5). Blocked Shots: MSU 9 (Rhodes, Varnado 3), UTM 1 (Robinson 1). Steals: MSU 6 (Stewart 2), UTM 9 (Hudson 3). Officials: Mike Stuart, Brent Barnaky, Everett Summers. Attendance: 9,950.

GAME #4 RECAP

MSU 68, UC IRVINE 53 Nov. 22, 2007 • ANAHEIM, CA ANAHEIM CLASSIC • FIRST ROUND

In their first road competition of the season, the Bulldogs opened the inaugural Anaheim Classic with a 68-53 victory over UC Irvine at the Anaheim Convention Center.

Opening the contest hitting eight of their first nine shots from the field, including their first five three-point shot attempts, the Bulldogs (3-1) mounted a double-digit lead (19-9) by the 13:11 mark on a Phil Turner trey. MSU pretty much controlled the opening 20 minutes of play with its continued hot shooting, though UC Irvine (2-2) managed to cut the deficit to five points (39-34) with under a minute left in the half.

Hitting 58 percent (15-26 FGs) from the field, including 6-of-9 treys (67%) in the opening period, the Bulldogs settled for a 41-34 halftime lead.

After the Anteaters pulled to within five points on two occasions during the first four minutes of the second stanza, MSU ran off 10 unanswered points over a three-minute span to take a 15-point advantage (55-40) by the 12:53 mark. The Bulldogs also stepped up their defensive intensity in the closing period to re-establish control of the contest.

Limiting UCI to just six second-half field goals on 24 attempts (25%) and owning a commanding 27-16 rebounding advantage during the final 20 minutes, the Bulldogs went on to claim their 15-point triumph and earn the right to face 18th-ranked Southern Illinois in the semifinals.

As a team, MState held UCI to 35-percent shooting from the field (only 3-17 treys) on the day, while owning a 43-31 lead on the boards.

Barry Stewart paced four double-digit State scorers with 18 points (4-7 treys). Jamont Gordon added 15 points, while Charles Rhodes notched his seventh career double-double with 11 points and 11 rebounds. Patrick Sanders led UC Irvine with 18 points and five rebounds.

MISSISSIPPI STATE (3-1)

Player	FG	3FG	FT	RB	PF	PT	A	Min
Rhodes	3-14	0-2	5-6	11	2	11	1	35
Varnado	1-2	0-0	0-1	6	4	2	1	19
Hansbrough	4-8	1-4	4-5	4	1	13	1	34
Stewart	6-10	4-7	2-2	6	1	18	2	38
Gordon	7-12	1-2	0-2	6	4	15	4	25
R. Johnson	0-1	0-0	0-0	0	0	0	0	1
Benock	0-0	0-0	0-0	1	1	0	1	6
B. Johnson	2-4	0-0	2-2	5	3	6	1	21
Augustus	0-0	0-0	0-0	0	0	0	0	1
Turner	1-4	1-3	0-0	2	1	3	2	16
Bailey	0-0	0-0	0-2	0	0	0	0	4
Team				2				
TOTALS	24-55	7-18	13-20	43	17	68	13	200

UC IRVINE (2-2)

Player	FG	3FG	FT	RB	PF	PT	A	Min
Sanders	6-13	1-3	5-9	5	4	18	0	31
Rodenberg	0-1	0-0	0-0	1	2	0	1	17
Bland	0-8	0-0	2-2	4	4	2	3	31
Hunter	1-8	0-5	0-0	3	2	2	3	27
DeCasas	1-4	1-3	0-0	0	1	3	0	12
Awaji	6-8	0-2	1-2	3	3	13	0	22
Lauer	0-3	0-2	0-0	3	0	0	0	15
Harris	0-0	0-0	0-0	2	1	0	3	14
Fells	5-9	1-2	4-5	4	4	15	1	31
Team				6				
TOTALS	19-54	3-17	12-18	31	21	53	11	200

Halftime: MSU 41, UCI 34. FG%: MSU 43.6%, UCI 35.2%. 3FG%: MSU 38.9%, UCI 17.6%. FT%: MSU 65.0%, UCI 66.7%. Turnovers: MSU 17 (Rhodes, Gordon 5), UCI 13 (Rodenberg 3). Blocked Shots: MSU 5 (Gordon, Varnado 2), UCI 1 (Sanders 1). Steals: MSU 6 (Rhodes 3), UCI 7 (Fells 2). Officials: Don Daily, Jeff Malham, Brad Ferrie. Attendance: 1,387.

GAME #5 RECAP

#18 SOUTHERN ILLINOIS 63, MSU 49 Nov. 23, 2007 • ANAHEIM, CA ANAHEIM CLASSIC • SEMIFINALS

The Bulldogs dropped a 63-49 decision to 18th-ranked Southern Illinois in the semifinals of the inaugural Anaheim Classic played at the Anaheim Convention Center.

In a first half that featured five ties and three lead changes, MState (3-2) owned the upper hand for the first 10 minutes of the opening period. Midway through the half, the Salukis (3-0) scored six unanswered points to take a brief 19-15 lead. MSU countered with eight straight points to pull ahead by four points (23-19) with 3:28 remaining in the half. En route to scoring 15 first-half points, Jamont Gordon's third 3-pointer of the half put the Bulldogs on top by five points (26-21) with just under three minutes left before the half.

However, Joshua Bone came off the SIU bench to drill a trio of treys over the final 1:46, including one with time running out in the period, to give the Salukis a 32-28 halftime advantage.

Southern Illinois maintained its momentum by scoring the first half-dozen points of the second stanza to increase the margin to double figures (38-28) two minutes into the half. With Randal Falker scoring 13 of SIU's first 15 second-half points, the Salukis again went ahead by twin digits (45-35) with 13:14 remaining.

MSU's Gordon cut the deficit in half (47-42) with another 3-pointer at the 9:44 mark, but SIU's Bone put a damper on the Bulldogs' comeback attempt by nailing back-to-back triples to give the Salukis an 11-point cushion (53-42) with 8:23 left in the contest. MState would get no closer than nine points the rest of the way, as Southern Illinois coasted to the 14-point victory in advancing to the championship contest.

Gordon, held to five second-half points, was MSU's lone double-figure scorer with 20 points. Falker tallied a game-high 23 points on 7-of-9 field goals and 9-of-10 free throws for the winners, while Bone added 15 points off the Saluki bench with his 5-of-6 three-point shooting effort.

MISSISSIPPI STATE (3-2)

Player	FG	3FG	FT	RB	PF	PT	A	Min
Rhodes	2-5	0-0	0-1	6	5	4	0	21
Varnado	3-3	0-0	0-2	7	3	6	0	36
Hansbrough	1-8	1-7	2-2	3	1	5	6	33
Stewart	3-9	1-3	2-2	3	2	9	3	38
Gordon	7-12	4-8	2-2	4	3	20	2	35
B. Johnson	1-2	0-0	0-0	2	0	2	0	14
Turner	1-3	1-2	0-0	1	2	3	0	17
Bailey	0-0	0-0	0-0	1	2	0	0	6
Team				2				
TOTALS	18-42	7-20	6-9	29	18	49	11	200

SOUTHERN ILLINOIS (3-0)

Player	FG	3FG	FT	RB	PF	PT	A	Min
Falker	7-9	0-0	9-10	5	3	23	2	33
Shaw	3-12	1-6	4-4	5	3	11	1	36
Boyle	4-7	0-0	0-0	4	3	8	1	33
Mullins	1-5	0-1	4-4	2	2	6	8	37
Green	0-3	0-1	0-0	2	2	0	2	29
Bone	5-6	5-6	0-0	0	2	15	1	16
Armstrong	0-0	0-0	0-0	0	0	0	0	1
Coopwood	0-2	0-2	0-0	0	1	0	0	1
Wood	0-1	0-1	0-0	2	0	0	0	5
Cornelius	0-0	0-0	0-0	0	0	0	0	1
Fay	0-0	0-0	0-0	0	1	0	0	8
Team				4				
TOTALS	20-45	6-17	17-18	24	17	63	15	200

Halftime: SIU 32, MSU 28. FG%: MSU 42.9%, SIU 44.4%. 3FG%: MSU 35.0%, SIU 35.3%. FT%: MSU 66.7%, SIU 94.4%. Turnovers: MSU 21 (Gordon 5), SIU 12 (Falker 4). Blocked Shots: MSU 3 (Varnado 2), SIU 2 (Falker, Shaw 1). Steals: MSU 5 (Varnado 2), SIU 9 (Mullins 6). Officials: Gerry Pollard, Don Daily, Brad Ferrie. Attendance: 1,447.

GAME #6 RECAP

MIAMI (OH) 67, MSU 60 Nov. 25, 2007 • ANAHEIM, CA ANAHEIM CLASSIC - 3RD-PLACE GAME

The Bulldogs went 1-2 in the inaugural Anaheim Classic after dropping a 67-60 decision to Miami University in the tournament's third-place game played at the Anaheim Convention Center.

After MSU's Charles Rhodes scored the game's first two points, the RedHawks (3-1) went on a 14-3 run, keyed by a pair of 3-pointers apiece by Michael Bramos and Alex Moosman, to take a 14-5 lead by the 15:38 mark of the opening half. Spurred by 5-of-9 three-point shooting during the first 20 minutes of play, Miami maintained control of the contest throughout the first period. The Bulldogs (3-3) did tighten things up a bit late in the half by outscoring MU, 7-1, over the final three minutes to cut the deficit to just five points (29-24) by the intermission.

Despite coming up empty on their first four offensive possessions of the second stanza, the Bulldogs outscored Miami, 12-6, through the first five minutes of the half and regained a brief 36-35 lead on a Ben Hansbrough 3-pointer at the 14:52 mark. Following a fifth tie in the opening nine minutes of second-half play, MState went on an 8-1 run to take a five-point advantage (48-43) midway through the closing period.

With Rhodes scoring 17 of his team-high 25 points in the second half and going over the 1,000-point mark for his career during a three-minute stretch in which he scored nine straight points for MSU, the Bulldogs seemed to grab the momentum in pulling ahead by a half-dozen points (53-47) with 7:06 remaining in the game. However, MU's Tim Pollitz answered with back-to-back buckets to get the RedHawks to within a basket (53-51) by the 5:46 mark.

Following a seventh deadlock of the half (58-58) with 1:46 left, Miami's Tyler Dierkers tipped in the go-ahead basket with 1:03 left on the clock. MU's Bramos, who finished the contest with a game-high 30 points, then converted on a three-point play and hit four additional free throws over the final 42 seconds to seal the victory.

Jamont Gordon added 18 points for MState, while Miami's Pollitz scored all 15 of his points during the second half of play.

MISSISSIPPI STATE (3-3)

Player	FG	3FG	FT	RB	PF	PT	A	Min
Rhodes	11-15	0-0	3-4	10	3	25	1	37
Varnado	1-3	0-0	0-2	6	3	2	0	30
Hansbrough	2-6	2-6	0-0	2	4	6	1	38
Stewart	2-9	1-5	0-0	3	3	5	4	36
Gordon	6-17	0-5	6-7	6	1	18	4	40
Benock	0-0	0-0	0-0	1	1	0	0	4
B. Johnson	2-3	0-0	0-0	3	3	4	0	11
Turner	0-1	0-0	0-0	3	0	0	0	4
Team				2				
TOTALS	24-54	3-16	9-13	36	18	60	10	200

MIAMI, OH (3-1)

Player	FG	3FG	FT	RB	PF	PT	A	Min
Dierkers	3-7	0-1	1-4	9	1	7	10	33
Bramos	9-18	3-6	9-11	2	2	30	0	40
T. Pollitz	6-13	0-0	3-6	4	4	15	2	31
Hayes	0-4	0-2	0-0	2	1	0	3	30
Moosman	4-6	2-3	0-0	3	2	10	1	30
E. Pollitz	2-4	0-0	1-2	4	5	5	2	24
McCombs	0-0	0-0	0-0	0	0	0	0	12
Team				5				
TOTALS	24-52	5-12	14-23	29	15	67	18	200

Halftime: MU 29, MSU 24. FG%: MSU 44.4%, MU 46.2%. 3FG%: MSU 18.8%, MU 41.7%. FT%: MSU 69.2%, MU 60.9%. Turnovers: MSU 15 (Stewart 5), MU 7 (T. Pollitz 3). Blocked Shots: MSU 8 (Varnado 5), MU 1 (Dierkers 1). Steals: MSU 4 (Gordon 2), MU 5 (Five with 1). Officials: Gerry Pollard, Brent Meaux, Don Daily. Attendance: 2,447.

GAME #7 RECAP

MSU 78, MURRAY STATE 61 DEC. 1, 2007 • STARKVILLE, MS

The Bulldogs broke a two-game losing streak and successfully tipped off a three-game December homestand by posting a 78-61 home triumph over Murray State at Humphrey Coliseum.

Coming off consecutive losses to No. 18 Southern Illinois and Miami of Ohio during the Anaheim Classic over the Thanksgiving holiday weekend, MState (4-3) built a 39-24 halftime advantage on the strength of 58-percent shooting through the opening 20 minutes of play. The visiting Racers (3-2) were limited to 32-percent first-half accuracy from the field.

After the visitors cut the deficit to single digits (47-38) three minutes into the second stanza, MSU went on a 17-4 run to increase the margin to a game-high 22 points (64-42) midway through the closing period. The Racers never got any closer than 16 points the rest of the way, as the Bulldogs breezed to their 22nd consecutive December home victory dating back to the 2000-01 campaign.

For the contest, MState shot 52 percent overall from the field as a team, while outscoring the Racers, 18-3, from the charity stripe. The Bulldogs connected on 78 percent of their 23 free throw attempts, in contrast to Murray State attempting just four charity tosses the entire game.

State senior Charles Rhodes tallied a game-high 22 points on 8-of-14 field goals and 6-of-6 free throws to post his second straight 20-point effort of the season. Jamont Gordon and Barry Stewart followed with 15 and 14 points, respectively, for the winners. Tony Easley paced the visitors with 17 points and seven rebounds.

MURRAY STATE (3-2)

Player	FG	3FG	FT	RB	PF	PT	A	Min
Carter	3-9	1-3	2-2	4	4	9	2	25
Easley	8-10	0-0	1-2	7	1	17	0	29
Holloway	2-8	0-3	0-0	2	2	4	2	27
K. Thomas	0-2	0-2	0-0	4	1	0	3	28
D. Thomas	6-11	2-4	0-0	1	3	14	1	27
George	5-11	1-2	0-0	1	2	11	0	24
Williams	3-8	0-1	0-0	1	0	6	0	12
Long	0-1	0-0	0-0	1	0	0	1	11
Sanders	0-0	0-0	0-0	1	2	0	0	5
Fotso	0-2	0-0	0-0	3	3	0	0	12
Team				4				
TOTALS	27-62	4-15	3-4	29	18	61	9	200

MISSISSIPPI STATE (4-3)

Player	FG	3FG	FT	RB	PF	PT	A	Min
Rhodes	8-14	0-0	6-6	5	2	22	2	25
Varnado	1-1	0-0	0-0	7	1	2	1	24
Hansbrough	3-7	2-5	1-1	2	1	9	2	28
Stewart	5-6	2-3	2-2	5	1	14	2	36
Gordon	5-12	0-3	5-6	4	1	15	4	30
R. Johnson	0-0	0-0	0-0	0	0	0	0	5
Begley	0-0	0-0	0-0	0	0	0	0	1
Lupe	0-0	0-0	0-0	0	0	0	0	1
Bryant	0-0	0-0	0-0	0	0	0	0	1
Benock	1-3	0-1	0-0	2	0	2	1	9
B. Johnson	3-3	0-0	0-0	4	2	6	1	16
Augustus	0-0	0-0	3-5	1	1	3	0	4
Turner	1-5	0-3	0-0	1	0	2	0	11
Bolen	0-1	0-0	0-0	0	0	0	0	1
Bailey	1-2	0-0	1-3	3	1	3	0	8
Team				2				
TOTALS	28-54	4-15	18-23	36	10	78	13	200

Halftime: MSU 39, MUR 24. FG%: MSU 51.9%, MUR 43.5%. 3FG%: MSU 26.7%, MUR 26.7%. FT%: MSU 78.3%, MUR 75.0%. Turnovers: MSU 14 (B. Johnson 3), MUR 15 (K. Thomas, D. Thomas 3). Blocked Shots: MSU 7 (Varnado 3), MUR 4 (Williams 3). Steals: MSU 11 (Stewart 4), MUR 9 (Easley 3). Officials: Doug Simons, Joe Lindsay, Tim Clougherty. Attendance: 7,787.

GAME #8 RECAP

MSU 84, SOUTHEASTERN LOUISIANA 59 DEC. 8, 2007 • STARKVILLE, MS

In the midst of final exams within a three-game homestand, the Bulldogs claimed an 84-59 victory over Southeastern Louisiana at MSU's Humphrey Coliseum.

Well rested after having a week off from game competition, MState (5-3) built a double-digit lead over the visiting Lions (5-3) by the 11:41 mark of the opening period on a Barry Stewart 3-pointer. In limiting Southeastern to 37-percent shooting and owning a 22-13 advantage on the boards through the first 20 minutes of play, the Bulldogs maintained their double-figure cushion throughout the remainder of the half en route to opening up a comfortable 41-27 halftime lead.

SLU did manage to cut the deficit to single digits (48-39) five minutes into the second stanza, before Charles Rhodes helped MSU reclaim the momentum by scoring four of his 12 second-half points over the next minute to increase the margin back up to 13 points with 14:09 left. The Lions would not get any closer than 11 points the rest of the way, as MState went up by 20 points with 7:11 left and eventually built a 27-point cushion before settling for the 25-point triumph.

For the contest, the Bulldogs benefitted from a 39-24 rebounding advantage, while holding Southeastern Louisiana to just 1-of-11 shooting from beyond the arc. The win marked MSU's 23rd straight December home victory.

MSU's Jamont Gordon registered his fourth 20-point effort of the season with a game-high 25 points, while Rhodes finished with 16 points on 7-of-8 accuracy from the field. Both players also added a game-best seven rebounds apiece. Patrick Sullivan paced the visitors with 16 points on 6-of-8 field goals and 4-of-4 free throws.

SOUTHEASTERN LOUISIANA (5-3)

Player	FG	3FG	FT	RB	PF	PT	A	Min
Span	4-10	0-1	2-2	3	2	10	0	31
Nance	4-9	0-1	0-0	4	2	8	3	27
Sullivan	6-8	0-0	4-4	1	3	16	0	22
Green	2-9	0-4	3-3	2	0	7	2	30
Nicks	3-6	1-2	0-0	3	4	7	2	35
Dunbar	0-1	0-1	0-0	1	1	0	0	9
Arnold	4-9	0-2	1-2	2	1	9	0	23
Ndumba	0-2	0-0	2-4	5	3	2	0	18
Austin	0-0	0-0	0-0	1	1	0	0	5
Team				2				
TOTALS	23-54	1-11	12-15	24	17	59	7	200

MISSISSIPPI STATE (5-3)

Player	FG	3FG	FT	RB	PF	PT	A	Min
Rhodes	7-8	0-0	2-2	7	5	16	0	30
Varnado	4-6	0-0	0-0	3	5	8	0	17
Hansbrough	4-7	1-2	1-1	3	1	10	1	28
Stewart	2-6	2-5	0-0	1	1	6	2	30
Gordon	8-18	1-3	8-10	7	1	25	4	32
R. Johnson	0-1	0-1	1-2	0	0	1	1	6
Begley	0-0	0-0	0-0	0	0	0	0	1
Lupe	0-0	0-0	0-0	1	0	0	0	1
Bryant	1-1	0-0	0-0	0	0	2	0	1
Benock	1-4	1-3	0-0	4	0	3	1	14
B. Johnson	1-1	0-0	0-0	0	0	2	0	2
Augustus	3-5	2-2	0-0	6	1	8	0	11
Turner	0-2	0-2	1-2	0	1	1	0	12
Bolen	0-0	0-0	0-0	0	0	0	0	1
Bailey	1-2	0-0	0-2	4	0	2	1	14
Team				3				
TOTALS	32-61	7-18	13-19	39	15	84	10	200

Halftime: MSU 41, SLU 27. FG%: MSU 52.5%, SLU 42.6%. 3FG%: MSU 38.9%, SLU 9.1%. FT%: MSU 68.4%, SLU 80.0%. Turnovers: MSU 21 (Rhodes 5), SLU 22 (Span, Green 5). Blocked Shots: MSU 6 (Varnado 4), SLU 2 (Sullivan, Green 1). Steals: MSU 11 (Rhodes 3), SLU 11 (Nance 5). Officials: Doug Shows, Antinio Petty, Kevin Scott. Attendance: 7,719.

GAME #9 RECAP

MIAMI (FL) 64, MSU 58 DEC. 13, 2007 • STARKVILLE, MS

In closing out a three-game homestand, the Bulldogs had their 23-game winning streak in December home contests snapped by dropping a 64-58 decision to the unbeaten Miami Hurricanes at MSU's Humphrey Coliseum.

The visitors held the upper hand for the better part of the opening 15 minutes of the contest, going on top by as many as seven points on two different occasions. However, MState (5-4) went on a 10-2 run late in the half to take a five-point lead (28-23) with 1:23 remaining. Miami (9-0) responded by scoring the final two baskets of the period to cut the deficit to a single point (28-27) by the break.

Following six lead changes and two ties through the first six minutes of the second stanza, the Bulldogs reclaimed the lead at the 14:29 mark on a Jamont Gordon layup. MSU maintained the advantage for nearly the next dozen minutes and held a five-point lead (56-51) when Barry Stewart nailed his fifth 3-pointer of the night at the 5:29 mark. Despite State's two subsequent turnovers over the next two minutes of scoreless basketball, Charles Rhodes stepped to the line for a one-and-one opportunity with 3:36 left and failed to lengthen MSU's margin.

Instead, UM's Jack McClinton sandwiched his second and third 3-pointers over a two-minute stretch around a pair of Rhodes free throws to give the Hurricanes a two-point lead (60-58) with 1:26 remaining. After Dwayne Collins' two charity tosses gave Miami a four-point lead, Gordon couldn't convert on the front end of his one-and-one with 29 seconds left. Scoring 11 of his game-high 29 points (20 in the second half) over the game's final 3:22, McClinton sealed Miami's six-point road victory with a pair of free throws.

McClinton was the only Hurricane in double figures on the night, while Gordon and Stewart paced MSU with 18 points apiece. Gordon also added a game-best nine rebounds and five assists, while State's Jarvis Varnado established a new single-game school standard with 10 blocks.

MIAMI, FL (9-0)

Player	FG	3FG	FT	RB	PF	PT	A	Min
Graham	2-6	0-0	0-0	6	3	4	0	27
Asbury	2-7	0-2	4-4	6	0	8	2	32
King	2-11	0-0	1-2	7	1	5	1	26
Dews	3-9	3-7	0-0	3	3	9	2	33
McClinton	11-22	5-10	2-2	5	2	29	2	35
Hurdle	1-4	0-0	0-0	1	1	2	0	12
Rios	0-2	0-1	0-0	1	0	0	0	8
Collins	2-5	0-0	3-4	7	1	7	0	16
Hicks	0-0	0-0	0-0	2	1	0	1	11
Team				5				
TOTALS	23-66	8-20	10-12	43	12	64	8	200

MISSISSIPPI STATE (5-4)

Player	FG	3FG	FT	RB	PF	PT	A	Min
Rhodes	4-12	0-0	2-3	7	2	10	1	35
Varnado	4-6	0-0	0-0	7	2	8	1	31
Hansbrough	0-8	0-8	0-0	4	3	0	2	33
Stewart	6-12	5-9	1-2	4	1	18	1	37
Gordon	7-19	1-5	3-5	9	3	18	5	38
Benock	0-0	0-0	0-0	1	0	0	0	7
B. Johnson	1-1	0-0	0-0	2	2	2	0	14
Turner	1-3	0-2	0-0	0	1	2	0	5
Team				6				
TOTALS	23-61	6-24	6-10	40	14	58	10	200

Halftime: MSU 28, UM 27. FG%: MSU 37.7%, UM 34.8%. 3FG%: MSU 25.0%, UM 40.0%. FT%: MSU 60.0%, UM 83.3%. Turnovers: MSU 10 (Gordon 6), UM 9 (McClinton 4). Blocked Shots: MSU 12 (Varnado 10), UM 6 (Graham 4). Steals: MSU 4 (B. Johnson 2), UM 3 (Three with 1). Officials: Mike Stuart, Ed Corbett, Doug Simons. Attendance: 7,912.

GAME #10 RECAP

SOUTH ALABAMA 71, MSU 67 DEC. 15, 2007 • MOBILE, AL COORS CLASSIC

The visiting Bulldogs tipped off a week-long, road trip by letting a 13-point, second-half lead evaporate in dropping a 71-67 decision to South Alabama at the Mitchell Center in the nightcap of the ninth annual Coors Classic.

In a tightly contested opening 20 minutes of play, MState (5-5) held the advantage for the better part of the first half. However, South Alabama's Demetric Bennett put on a first-half clinic by scoring his team's first 20 points en route to a 25-point opening period. Despite his tremendous one-man performance, MSU still clung to a precarious two-point halftime lead (32-30).

After the two teams battled to within a three-point game for the opening five minutes of the second stanza, the Bulldogs seemed to take total control of the contest by going on a 17-6 run to build a 13-point advantage (57-44) midway through the half following a Phil Turner trey. However, back-to-back MSU miscues resulted in five quick points by the Jaguars (7-3) to cut the deficit to eight points in less than a minute.

Following a three-minute scoring drought by both teams, South Alabama continued its amazing comeback by going on a 13-0 run which turned a nine-point State lead (58-49) into a four-point USA advantage (62-58) by the 3:59 mark. Ben Hansbrough temporarily kept the Bulldogs from completely wilting by scoring MSU's next eight points, including a pair of 3-pointers.

After a Jamont Gordon free throw tied the game at 67-67 with 43 seconds left, the Jaguars' Ronald Douglas tipped in a Bennett miss. Gordon then came down and missed a layup, while Charles Rhodes couldn't convert on either free throw after getting fouled on the offensive rebound. Appropriately enough, Bennett sealed the USA victory with a pair of charity tosses.

Bennett stole the show with his phenomenal 39-point explosion, hitting a sizzling 14-of-17 shots from the field including all six three-point attempts, for the winners. Making his first collegiate start, Turner paced MState with 17 points.

MISSISSIPPI STATE (5-5)

Player	FG	3FG	FT	RB	PF	PT	A	Min
Gordon	1-14	0-6	5-8	13	3	7	5	35
Varnado	4-5	0-0	1-4	10	5	9	1	34
Hansbrough	5-13	4-10	2-2	5	2	16	1	34
Stewart	3-10	1-5	1-3	6	4	8	6	39
Turner	6-9	4-6	1-2	4	5	17	3	26
R. Johnson	0-1	0-1	0-0	0	0	0	0	1
Benock	0-2	0-2	0-0	0	1	0	0	8
Rhodes	4-7	0-0	2-5	4	3	10	0	21
Bailey	0-0	0-0	0-0	0	1	0	0	2
Team								
TOTALS	23-61	9-30	12-24	42	24	67	16	200

SOUTH ALABAMA (7-3)

Player	FG	3FG	FT	RB	PF	PT	A	Min
Coleman	3-7	0-0	3-5	12	3	9	1	36
Davis	1-7	0-0	1-4	4	5	3	1	19
Ford	0-1	0-1	0-0	0	1	0	2	15
Merritt	5-8	4-6	0-2	4	3	14	4	26
Bennett	14-17	6-6	5-7	8	0	39	1	38
Hayles	0-1	0-1	0-2	1	2	0	2	18
Tilford	2-9	0-3	0-0	1	1	4	5	29
P. Tabet	0-0	0-0	0-0	2	0	0	0	8
Douglas	1-3	0-0	0-1	3	4	2	1	11
Team								
TOTALS	26-53	10-17	9-21	39	20	71	17	200

Halftime: MSU 32, USA 30. FG%: MSU 37.7%, USA 49.1%. 3FG%: MSU 30.0%, USA 58.8%. FT%: MSU 50.0%, USA 42.9%. Turnovers: MSU 16 (Gordon 5), USA 18 (Merritt, Bennett 4). Blocked Shots: MSU 7 (Varnado 6), USA 1 (Davis 1). Steals: MSU 13 (Varnado, Hansbrough 3), USA 8 (Coleman, Bennett 3). Officials: Doug Simons, John Hampton, Mark Whitehead. Technicals: USA Bench. Attendance: 6,731.

GAME #11 RECAP

MSU 85, LOYOLA MARYMOUNT 54 DEC. 19, 2007 • LOS ANGELES, CA

In the midst of a week-long, three-game road swing, the Bulldogs claimed an 85-54 victory over Loyola Marymount at Gersten Pavilion.

After jumping out to a 14-5 lead six minutes into the game and building a double-digit advantage (21-10) by the 11:50 mark, MState (6-5) outscored the Lions (3-9), 12-2, over the final four minutes of the half to take a 40-22 halftime lead. Bouncing back from a season-low, seven-point effort (1-14 FGs) in his previous game at South Alabama, Jamont Gordon scored MSU's last 10 points of the opening period en route to a 15-point first half (5-6 FGs & 3-3 treys).

The MSU cushion reached 22 points (47-25) less than two minutes into the second stanza on another Gordon triple. The margin ballooned to 31 points (60-29) by the 15:21 mark and never dipped below 25 points the rest of the way. The Bulldogs shot 67 percent from the field in the second half en route to a season-best, 59-percent performance (34-58 FGs) for the contest.

In recording the team's largest winning margin on an opponent's home floor since the 1962-63 season (99-64 at LSU), MState also set single-game season highs for scoring margin (+31), field goals made (34), assists (25), blocks (12-tied) and steals (14). Defensively, MSU limited LMU to just 33-percent field goal shooting for the game and held a 46-32 advantage on the boards.

With four Bulldogs scoring in double figures, Gordon led the way with a game-high 25 points on 9-of-14 field goals and 5-of-7 treys. Charles Rhodes registered his third double-double of the season (14 pts/10 rebs), while Jarvis Varnado totalled a season-high 10 points (4-4 FGs) along with a Gersten Pavilion-record nine blocks. Shawn Deadwiler led LMU with 11 points.

MISSISSIPPI STATE (6-5)

Player	FG	3FG	FT	RB	PF	PT	A	Min
Rhodes	7-12	0-0	0-2	10	4	14	1	26
Varnado	4-4	0-0	2-6	6	4	10	1	20
Hansbrough	3-8	1-5	1-2	3	1	8	7	25
Stewart	4-8	2-5	0-2	5	1	10	5	25
Gordon	9-14	5-7	2-5	3	2	25	7	30
R. Johnson	3-5	0-2	0-1	3	1	6	2	11
Lupe	0-0	0-0	0-0	0	0	0	0	1
Benock	1-2	1-2	0-0	2	1	3	0	11
B. Johnson	1-1	0-0	0-0	6	1	2	0	15
Augustus	1-1	0-0	1-2	2	3	3	2	10
Turner	1-3	0-2	1-2	1	1	3	0	16
Bolen	0-0	0-0	0-0	0	0	0	0	1
Bailey	0-0	0-0	1-4	5	2	1	0	9
Team								
TOTALS	34-58	9-23	8-26	46	21	85	25	85

LOYOLA MARYMOUNT (3-9)

Player	FG	3FG	FT	RB	PF	PT	A	Min
Deric	1-6	0-1	0-0	2	2	2	0	19
Diederichs	0-3	0-0	0-0	1	2	0	3	22
Counts	2-5	2-4	1-2	1	3	7	1	27
Deadwiler	2-6	0-3	7-7	3	0	11	5	29
Johnson	2-7	1-3	1-2	2	5	6	0	21
Craig	1-4	0-0	0-2	1	4	2	1	11
Sweezy	3-5	0-0	4-6	5	1	10	0	9
Kanne	0-2	0-0	0-0	0	0	0	0	4
Sutton	2-3	0-0	0-0	2	1	4	0	12
Walker	0-3	0-1	0-0	6	3	0	2	20
Ziri	5-10	0-3	0-1	1	0	10	1	19
Maynard	1-3	0-0	0-0	2	2	2	0	7
Team								
TOTALS	19-57	3-15	13-20	32	23	54	13	200

Halftime: MSU 40, LMU 22. FG%: MSU 58.6%, LMU 33.3%. 3FG%: MSU 39.1%, LMU 20.0%. FT%: MSU 30.8%, LMU 65.0%. Turnovers: MSU 22 (B. Johnson 5), LMU 23 (Sutton 5). Blocked Shots: MSU 12 (Varnado 9), LMU 0. Steals: MSU 14 (Four with 3), LMU 13 (Ziri 5). Officials: Tony Greene, Anthony Jordan, Ron Groover. Attendance: 1,005.

GAME #12 RECAP

MSU 95, A&M-CORPUS CHRISTI 70 DEC. 21, 2007 • CORPUS CHRISTI, TX

The Bulldogs concluded their week-long, three-game road swing and closed out their pre-Christmas slate by registering a 95-70 victory over Texas A&M-Corpus Christi at the American Bank Center.

With the visitors coasting to the 25-point road triumph, MSU head coach Rick Stansbury passed his former mentor Richard Williams for sole possession of first place on the school's all-time list with 192 career coaching victories.

A hot-shooting A&M-Corpus Christi club (2-7) bolted to an early six-point lead (15-9) six minutes into the contest, before MState (7-5) went on an 11-2 run over the next four minutes to take a three-point lead (20-17) midway through the opening period. Following a third and fourth tie of the half, MSU's Phil Turner supplied instant offense off the Bulldog bench by scoring 11 straight points for the visitors to give them a six-point advantage (31-25) by the 8:20 mark. Jamont Gordon sank a pair of free throws with no time remaining on the game clock to put the Bulldogs up by 11 points (51-40) at the intermission.

MState maintained its offensive efficiency and picked up its defensive intensity in the second stanza. Hitting 52 percent from the field, while holding the Islanders to just 29 percent shooting during the closing period, the Bulldogs didn't let up in the second half. After stretching the margin to as many as 28 points, MSU headed home for Christmas with the 25-point win.

Charles Rhodes recorded his second straight double-double and fourth of the year with game-high totals of 26 points and 10 rebounds for the winners. Barry Stewart added 19 points on 6-of-8 shooting for the Bulldogs. Kevin Perkins led Texas A&M-Corpus Christi with 19 points.

MISSISSIPPI STATE (7-5)

Player	FG	3FG	FT	RB	PF	PT	A	Min
Rhodes	10-16	0-0	6-9	10	2	26	1	33
Varnado	1-9	0-1	0-0	7	2	2	1	24
Hansbrough	3-7	1-4	0-0	6	1	7	1	20
Stewart	6-8	2-3	5-7	2	1	19	4	36
Gordon	4-8	0-1	5-6	2	2	13	5	24
R. Johnson	2-2	2-2	0-0	2	0	6	1	8
Lupe	0-0	0-0	0-0	0	0	0	0	1
Benock	1-1	1-1	0-0	0	3	3	3	13
B. Johnson	0-1	0-0	0-2	4	4	0	0	12
Augustus	0-1	0-1	0-0	0	0	0	0	4
Turner	4-5	3-3	2-2	3	1	13	2	16
Bolen	0-0	0-0	1-2	1	0	1	0	2
Bailey	1-5	0-0	3-4	5	3	5	0	7
Team								
TOTALS	32-63	9-16	22-32	44	19	95	18	200

TEXAS A&M-CORPUS CHRISTI (2-7)

Player	FG	3FG	FT	RB	PF	PT	A	Min
Reynolds	6-15	3-3	3-4	8	4	18	0	28
Jackson	1-4	0-1	0-0	5	2	2	0	28
Daniels	1-3	1-2	0-0	3	4	3	3	26
Perkins	7-11	2-3	3-3	2	3	19	1	29
Green	1-9	1-5	4-6	1	2	7	3	27
Taylor	0-0	0-0	0-0	0	0	0	0	2
Slatnick	0-0	0-0	0-0	0	0	0	0	1
Bond	0-1	0-0	0-1	1	3	0	1	9
Shorter	0-0	0-0	0-0	0	0	0	2	8
Bullard	4-9	3-7	2-2	1	1	13	0	21
Watt	1-3	1-3	5-6	5	2	8	0	20
Topps	0-0	0-0	0-0	0	1	0	0	1
Team								
TOTALS	21-55	11-24	17-22	29	22	70	10	200

Halftime: MSU 51, TAMUCC 40. FG%: MSU 50.8%, TAMUCC 38.2%. 3FG%: MSU 56.3%, TAMUCC 45.8%. FT%: MSU 68.8%, TAMUCC 77.3%. Turnovers: MSU 10 (Stewart 2), TAMUCC 14 (Daniels, Shorter 3). Blocked Shots: MSU 6 (B. Johnson 3), TAMUCC 6 (Reynolds 3). Steals: MSU 8 (Gordon, Turner 2), TAMUCC 0. Officials: Tom Eades, Mike Thibodeaux, Jeff Smith. Attendance: 2,051.

2007-08

PRESEASON SEC MEDIA POLL

EASTERN DIVISION

1. Tennessee* (30).....	180
2. Kentucky	142
3. Florida	103
4. Vanderbilt	98
5. Georgia	69
6. South Carolina	38

WESTERN DIVISION

1. Arkansas (18).....	168
2. Mississippi State (10)	148
3. Alabama (1)	111
4. Auburn (1)	94
5. LSU	63
6. Mississippi.....	46

First-place votes are listed in parentheses;

** - Unanimous selection*

SEC Champion: Tennessee (28); Miss. State (2)

FIRST TEAM PRESEASON ALL-SEC

Richard Hendrix, Alabama

Patrick Beverley, Arkansas

Jamont Gordon, Mississippi State (2)

Chris Lofton, Tennessee (27)

Shan Foster, Vanderbilt

SECOND TEAM PRESEASON ALL-SEC

Steven Hill, Arkansas

Charles Rhodes, Mississippi State

Tasmin Mitchell, LSU

Dwayne Curtis, Mississippi

Tyler Smith, Tennessee (1)

Player of the Year votes are listed in parentheses.

2007-08

PRESEASON COACHES ALL-SEC

FIRST TEAM PRESEASON ALL-SEC

Richard Hendrix, Alabama#

Patrick Beverley, Arkansas

Ramel Bradley, Kentucky

Tasmin Mitchell, LSU#

Jamont Gordon, Mississippi State#

Charles Rhodes, Mississippi State

Chris Lofton, Tennessee#

Shan Foster, Vanderbilt#

SECOND TEAM PRESEASON ALL-SEC

Alonzo Gee, Alabama

Steven Hill, Arkansas

Charles Thomas, Arkansas

Sonny Weems, Arkansas

Marreese Speights, Florida

Sundiata Gaines, Georgia

Joe Crawford, Kentucky

Dwayne Curtis, Mississippi

JaJuan Smith, Tennessee

Tyler Smith, Tennessee

- Unanimous Selection; Ties are not broken

2007-08 MISSISSIPPI STATE UNIVERSITY BULLDOGS

<u>No</u>	<u>NAME</u>	<u>Pos</u>	<u>Ht</u>	<u>Wt</u>	<u>Cl</u>	<u>Exp</u>	<u>HOMETOWN (PREVIOUS SCHOOL)</u>
2	Ravern Johnson	G/F	6-7	175	Fr.	HS	Lyon, MS (Coahoma County HS)
3	Billy Begley	G	6-1	190	Sr.	3L	Henderson, KY (Notre Dame Prep [MA])
10	Joseph Iupe	G	6-1	160	So.	1L	Madison, MS (Madison Central HS)
11	Ben Hansbrough	G	6-3	205	So.	1L	Poplar Bluff, MO (Poplar Bluff HS)
14	Rod Bryant	G	6-1	165	Fr.	HS	Birmingham, AL (G.W. Carver HS)
15	Riley Benock	G	6-4	180	Fr.	HS	Battletown, KY (Meade County HS)
21	Brian Johnson	F/C	6-9	245	Jr.	TR	Laurinburg, NC (Univ. of Louisville)
22	Barry Stewart	G	6-2	170	So.	1L	Shelbyville, TN (Shelbyville Central HS)
23	Charles Rhodes	F/C	6-8	245	Sr.	3L	Jackson, MS (Lanier HS)
24	Kodi Augustus	F	6-8	220	Fr.	PS	Baton Rouge, LA (Maine Central Inst.)
25	Phil Turner	G	6-3	170	Fr.	RS	Grenada, MS (Grenada HS)
32	Jarvis Varnado	F/C	6-9	210	So.	1L	Brownsville, TN (Haywood HS)
33	Brandon Bolen	G	6-3	195	Fr.	HS	Madison, MS (Madison-Ridgeland Acad.)
44	Jamont Gordon	G/F	6-4	230	Jr.	2L	Nashville, TN (Oak Hill Academy [VA])
45	Elgin Bailey	F/C	6-8	265	Fr.	HS	New Orleans, LA (Belaire HS)

Head Coach: Rick Stansbury (Campbellsville, 1982 - 10th year)

Asst. Coach: Robert Kirby (Pan American, 1983 - 10th year)

Asst. Coach: Phil Cunningham (Campbellsville, 1990 - 8th year)

Asst. Coach: Marcus Grant (Mississippi State, 1995 - 4th year)

Coord. of BB Ops: Talvis Franklin (Miss. State, 2007 - 1st year)

PRONUNCIATION GUIDE

Riley Benock: BEE-knock

Ben Hansbrough: HANDS-bro

Joseph Iupe: Eye-YOOP

Ravern Johnson: Ray-VERN

Jarvis Varnado: Vur-NAR-doe

MISSISSIPPI STATE BASKETBALL ROSTER BREAKDOWN

By Class:

<i>Seniors</i>	<i>Juniors</i>	<i>Sophomores</i>	<i>Freshmen</i>
Begley	Gordon	Hansbrough	Augustus
Rhodes	B. Johnson	Iupe	Bailey
		Stewart	Benock
		Varnado	Bolen
			Bryant
			R. Johnson
			Turner

By State/Country:

Mississippi (5): Bolen, Iupe, R. Johnson, Rhodes, Turner
Tennessee (3): Gordon, Stewart, Varnado
Kentucky (2): Begley, Benock
Louisiana (2): Augustus, Bailey
Alabama (1): Bryant
Missouri (1): Hansbrough
North Carolina (1): B. Johnson

2007-08 PRESEASON MISSISSIPPI STATE BASKETBALL HONORS

JAMONT GORDON

John R. Wooden Award Candidate

Naismith Trophy Candidate

Bob Cousy Award Candidate

First-team All-American (Rivals.com)

All-America Team (CollegeInsider.com)

Third-team All-American (Athlon Sports)

Third-team All-American (Collegehoops.net)

Nation's No. 1 Point Guard (Rivals.com)

Nation's Top Penetrator (Rivals.com)

Nation's No. 2 Shooting Guard (Lindy's)

Nation's No. 3 Slasher (Athlon Sports)

Consensus First-team All-SEC

SEC's Best Athlete (Sporting News Yearbook)

SEC's Best Penetrator (Sporting News Yearbook)

SEC's Most Versatile Player (Lindy's)

CHARLES RHODES

Honorable Mention All-American (Athlon Sports)

Nation's No. 8 Post Man (Athlon Sports)

Nation's No. 15 Center (Collegehoops.net)

Nation's No. 22 Center (Lindy's)

First-team All-SEC (Coaches poll)

Second-team All-SEC (Media poll)

MISSISSIPPI STATE TEAM

No. 17 (Rivals.com)

No. 23 (Collegehoops.net)

No. 25 (ESPN.com/Dick Vitale)

No. 30 (CBS Sportsline College Preview)

MISSISSIPPI STATE HEAD BASKETBALL COACH RICK STANSBURY

Now in his 10th season as head coach of the Mississippi State Bulldogs, Rick Stansbury surpassed his former mentor **Richard Williams** to become the all-time winningest basketball coach in school history with MSU's 95-70 road victory over Texas A&M-Corpus Christi on Dec. 21. Stansbury previously spent eight seasons on Williams' State staff prior to being named his successor in 1998.

In his 19th season overall with the MSU hoops program, Stansbury has now been associated with 11 postseason tournament teams (7 NCAA & 4 NIT), two SEC Tournament title clubs and six regular-season league/divisional championship squads. With a 10-year head coaching record of 192-109 (.638), Stansbury presently ranks 18th among the all-time winningest SEC men's basketball coaches by percentage as well as standing 21st all-time in the league by victories.

During his 10 seasons at the Mississippi State helm, Stansbury has doubled the school's all-time postseason tournament appearances from seven to 14 with four consecutive NCAA Tournament berths (2002-05) along with last year's third NIT showing (2007, '01 & '99). With six 20-win seasons under Stansbury's guidance, MSU has also claimed an overall SEC championship (2004), three SEC West crowns (2007, '04 & '03) and an SEC Tournament title (2002) over the past six seasons.

With his 2006-07 MSU team securing the school's seventh postseason tournament appearance (4 NCAA & 3 NIT) in his first nine seasons at the State helm, Stansbury most recently guided the 21-14 Bulldogs to a berth in last year's NIT Semifinals as well as a third SEC West title in the last five years.

Three years ago in 2004-05, Stansbury further extended all-time school marks by directing the 23-11 Bulldogs to a fourth consecutive NCAA Tournament appearance as well as a fourth straight 20-win season. Prior to the current decade, the Bulldogs had neither previously reached 20 wins in three straight seasons, made four consecutive postseason tournaments nor earned three straight NCAA Tournament berths in the program's basketball history.

During the 2003-04 season, Stansbury guided State to its first outright SEC title since 1962-63 with a 14-2 league mark en route to posting a 26-4 overall record (12-0 on the road) and earning a school-first third straight NCAA Tournament appearance. In doing so, Stansbury was named The Associated Press SEC Coach of the Year, while earning district coaching honors from both the National Association of Basketball Coaches and United States Basketball Writers Association. He piloted the 21-10 Bulldogs to an NCAA Tournament berth in 2002-03 after advancing to the title game of the SEC Tournament for a second consecutive year.

In his rookie season at the Bulldog helm (1998-99), Stansbury became the school's all-time winningest first-year head basketball coach (20-13). During the 2001-02 season, he directed MSU to a school-record 27 wins, including an SEC Tournament title and NCAA appearance.

Previously as an eight-year assistant/associate head coach on Williams' staff, Stansbury played an integral role in helping guide Mississippi State University to three NCAA Tournaments, including a Final Four berth in 1996 and Sweet 16 showing in 1995, one NIT appearance (1994), one SEC Tournament title (1996), one regular-season SEC overall co-championship (1991), and back-to-back SEC Western Division crowns in 1995 and 1996.

Prior to his move to Starkville, Stansbury served a six-year stint (1985-90) as an assistant coach at Austin Peay State. Born in Louisville, Ky., and raised in Brandenburg, Ky., he is a 1982 graduate of Campbellsville (Ky.) College and was inducted into his alma mater's Athletic Hall of Fame in 2003. Stansbury then went on to earn a master's degree in 1984 from Cumberland (Ky.) College. Stansbury, 48, is married to the former Meo Mellen of Roanoke, Va., and they are the proud parents of three sons - Isaac, 8, Noah, 5, and Luke, 3.

RICK STANSBURY'S CAREER RECORD AS AN ASSISTANT COACH

<u>Season (School)</u>	<u>W-L</u>	<u>Pct.</u>	<u>Postseason Highlights</u>	<u>Conference Highlights</u>
1981-82 (Campbellsville)	12-13	.480		
1983-84 (Cumberland)	31-5	.861	NAIA Tourney (2nd Round)	Won KMAC Tourney championship
2-year NAIA totals	43-18	.705	Also helped Campbellsville to NAIA Tourney as a senior (1980-81)	
1984-85 (Austin Peay)	8-19	.296		
1985-86 (Austin Peay)	14-14	.500		
1986-87 (Austin Peay)	20-12	.625	NCAA Tourney (2nd Round)	Won OVC Tourney championship
1987-88 (Austin Peay)	17-13	.567	OVC Tourney runners-up	T-3rd in OVC with 10-4 record
1988-89 (Austin Peay)	18-12	.600	OVC Tourney runners-up	3rd in OVC with 8-4 record
1989-90 (Austin Peay)	10-19	.345		
6-year APSU totals	87-89	.494	1 NCAA bid; 1 OVC tourney title & 2 OVC trny runner-up finishes	
1990-91 (Miss. State)	20-9	.690	NCAA Tourney (1st Round)	T-1st in SEC with 13-5 record
1991-92 (Miss. State)	15-13	.536		
1992-93 (Miss. State)	13-16	.448		
1993-94 (Miss. State)	18-11	.621	NIT (1st Round)	3rd in SEC West with 9-7 record
1994-95 (Miss. State)	22-8	.733	NCAA Sweet 16	T-1st in SEC West with 12-4 record
1995-96 (Miss. State)	26-8	.765	NCAA Final Four	1st in SEC West; Won SEC Trny title
1996-97 (Miss. State)	12-18	.400		
1997-98 (Miss. State)	15-15	.500		
8-year MSU totals	141-98	.590	3 NCAA & 1 NIT; 1 SEC Tourney title; 3 reg-season league titles	
14-year NCAA totals	228-187	.549	4 NCAA & 1 NIT; 2 league trny titles; 3 reg-season league titles	
16-year overall totals	271-205	.569	4 NCAA, 1 NIT & 1 NAIA Tournament berths; 3 league trny titles	

RICK STANSBURY'S CAREER RECORD AS MSU HEAD COACH

<u>Season</u>	<u>Overall</u>	<u>SEC/Finish</u>	<u>Postseason Highlights</u>	<u>Conference Highlights</u>
1998-99 (MSU)	20-13 .606	8-8/t-3rd (W)	NIT (1st Round)	Semis of SEC Tournament
1999-00 (MSU)	14-16 .467	5-11/t-5th (W)		
2000-01 (MSU)	18-13 .581	7-9/t-4th (W)	NIT (Quarterfinals)	
2001-02 (MSU)	27-8 .771	10-6/2nd (W)	NCAA Tourney (2nd Round)	2nd in SEC West; Won SEC Trny title
2002-03 (MSU)	21-10 .677	9-7/1st (W)	NCAA Tourney (1st Round)	1st in SEC West; Finals of SEC Tourney
2003-04 (MSU)	26-4 .867	14-2/1st	NCAA Tourney (2nd Round)	1st in SEC; 1st in SEC West
2004-05 (MSU)	23-11 .676	9-7/3rd (W)	NCAA Tourney (2nd Round)	4th straight winning season in SEC play
2005-06 (MSU)	15-15 .500	5-11/4th (W)		
2006-07 (MSU)	21-14 .600	8-8/t-1st (W)	NIT (Semifinals)	T-1st in SEC West; Semis of SEC Trny
2007-08 (MSU)	7-5 .583			
10-year totals	192-109 .638	75-69 (.521)	4 NCAA & 3 NIT; 1 SEC title; 3 SEC West titles; 1 SEC tourney title	

RICK STANSBURY'S CAREER RECORD AS A COLLEGIATE COACH

18-year MSU totals	333-207	.617	7 NCAA & 4 NIT; 2 SEC & 5 SEC West titles; 2 SEC Tourney titles	
24-year NCAA totals	420-296	.587	8 NCAA & 4 NIT; 2 SEC & 5 SEC West titles; 3 league tourney titles	
26-year overall totals	463-314	.596	8 NCAA, 4 NIT & 1 NAIA Trny; 2 SEC/5 West titles; 4 league trny titles	

MSU COACHING LEADERS

OVERALL COACHING WINS

<u>Coach (Tenure)</u>	<u>Record</u>
1. Rick Stansbury (1999-present)	192-109
2. Richard Williams (1987-98)	191-163
3. Babe McCarthy (1956-65)	169-85
4. E.C. Hayes (1912-24)	124-54
5. Kermit Davis (1971-77)	91-91
6. Stanfield Hitt (1940-47)	68-69
7. Paul Gregory (1948-55)	58-100
8. Bob Boyd (1982-86)	55-87
9. Joe Dan Gold (1966-70)	51-74
10. Frank Carideo (1936-39)	43-39

OVERALL WINNING PERCENTAGE

<u>Coach (Tenure)</u>	<u>Pct.</u>	<u>W-L</u>
1. E.C. Hayes (1912-24)697	124-54
2. Bernie Bierman (1926-27)674	31-15
3. Ron Greene (1978)667	18-9
4. Babe McCarthy (1956-65)665	169-85
5. Rick Stansbury (1999-present)638	192-109
6. K.P. Gatchell (1925)609	14-9
7. Edwin Hale (1934-35)541	20-17
8. Richard Williams (1987-98)540	191-163
9. Frank Carideo (1936-39)524	43-39
10. Kermit Davis (1971-77)500	91-91
T.H. Werner (1909)500	5-5

OVERALL GAMES COACHED

<u>Coach (Tenure)</u>	<u>GC</u>	<u>Record</u>
1. Richard Williams (1987-98)	354	191-163
2. Rick Stansbury (1999-present)	301	192-109
3. Babe McCarthy (1956-65)	254	169-85
4. Kermit Davis (1971-77)	182	91-91
5. E.C. Hayes (1912-24)	178	124-54
6. Paul Gregory (1948-55)	158	58-100
7. Bob Boyd (1982-86)	142	55-87
8. Stanfield Hitt (1940-47)	137	68-69
9. Joe Dan Gold (1966-70)	125	51-74
10. Ray G. Dauber (1928-33)	90	37-53

SEC COACHING WINS

<u>Coach (Tenure)</u>	<u>Record</u>
1. Richard Williams (1987-98)	89-113
2. Babe McCarthy (1956-65)	88-54
3. Rick Stansbury (1999-present)	75-69
4. Kermit Davis (1971-77)	44-82
5. Stanfield Hitt (1940-47)	41-55
6. Paul Gregory (1948-55)	33-83
7. Joe Dan Gold (1966-70)	32-56
8. Bob Boyd (1982-86)	29-61
9. Frank Carideo (1936-39)	27-31
10. Jim Hatfield (1979-81)	21-33

SEC WINNING PERCENTAGE

<u>Coach (Tenure)</u>	<u>Pct.</u>	<u>W-L</u>
1. Ron Greene (1978)722	13-5
2. Babe McCarthy (1956-65)620	88-54
3. Rick Stansbury (1999-present)521	75-69
4. Frank Carideo (1936-39)466	27-31
5. Richard Williams (1987-98)441	89-113
6. Stanfield Hitt (1940-47)427	41-55
7. Edwin Hale (1934-35)409	9-13
8. Jim Hatfield (1979-81)389	21-33
9. Joe Dan Gold (1966-70)364	32-56
10. Kermit Davis (1971-77)349	44-82

MISSISSIPPI STATE SUPERLATIVES DURING RICK STANSBURY ERA (1998-2007)

TEAM SUPERLATIVES

Most Points Scored (Game):
107 vs Arkansas-Pine Bluff (11-23-99)

Most Points Scored (SEC Game):
105 vs Auburn (3-2-04)

Most Points Scored (1st Half):
56 vs Alabama A&M (12-2-02)

Most Points Scored (1st Half-SEC Game):
53 vs Auburn (3-2-04)

Most Points Scored (2nd Half):
61 vs Nicholls State (11-21-04)

Most Points Scored (2nd Half-SEC Game):
56 vs Auburn (1-20-07)

Largest Winning Margin (Game):
+52 vs Ark.-Pine Bluff [105-53] (11-17-98)

Largest Winning Margin (SEC Game):
+37 vs Auburn [90-53] (1-5-05)

Largest Losing Margin (Game):
-49 at Alabama [98-49] (1-18-05)

Largest Losing Margin (SEC Game):
-49 at Alabama [98-49] (1-18-05)

Most Field Goals Made (Game):
45 vs ULM (12-15-01) & Nicholls (11-17-01)

Most Field Goals Made (SEC Game):
40 vs Auburn (3-2-04)

Most Field Goal Attempts (Game):
83 vs Mississippi Valley State (11-21-00)

Most Field Goal Attempts (SEC Game):
78 vs Kentucky (2-10-01)

Highest Field-Goal Percentage (Game):
66.0 [33-50] vs Nicholls (11-11-06)

Highest Field-Goal Percentage (SEC Game):
62.7 [32-51] vs LSU (1-26-02)

Highest FG Pct. (One Half-Game):
72.2 [13-18] vs Mississippi-2ndH (3-14-03)

Highest FG Pct. (One Half-SEC Game):
72.2 [13-18] vs Mississippi-2ndH (3-14-03)

Most 3-pt Field Goals Made (Game):
14, 3 times (last: vs Santa Clara 12-3-05)

Most 3-pt Field Goals Made (SEC Game):
14 vs Auburn (3-2-04) & Alabama (3-4-00)

Most 3-pt Field Goal Attempts (Game):
35 vs Nicholls State (11-21-04)

Most 3-pt Field Goal Attempts (SEC Game):
30, four times (last: vs Alabama 3-4-07)

Most Free Throws Made (Game):
33 vs Ark. St. (12-8-01) & UL Laf. (12-28-00)

Most Free Throws Made (SEC Game):
32 vs Arkansas (2-27-02) & Miss. (1-27-01)

Most Free Throw Attempts (Game):
48 vs Arkansas-Little Rock (11-21-01)

Most Free Throw Attempts (SEC Game):
45 vs Arkansas (2-27-02)

Most Rebounds (Game):
75 vs Mississippi Valley State (11-21-00)

Most Rebounds (SEC Game):
56 at Alabama (3-6-04)

Most Offensive Rebounds (Game):
31 vs Mississippi Valley State (11-21-00)

Most Offensive Rebounds (SEC Game):
29 at Ala. (3-6-04) & vs Ky. (2-10-01)

Most Defensive Rebounds (Game):
44 vs Mississippi Valley State (11-21-00)

Most Defensive Rebounds (SEC Game):
36 vs Arkansas (1-7-06) & Auburn (1-5-05)

Largest Rebound Margin (Game):
+38 [59-21] vs Jacksonville St. (12-22-04)

Largest Rebound Margin (SEC Game):
+25 [46-21] vs Arkansas (2-27-02)

Most Assists (Game):
31 vs Louisiana-Monroe (12-15-01)

Most Assists (SEC Game):
25 vs Alabama (3-4-07)

Most Turnovers (Game):
29 vs Nicholls (11-11-06)

Most Turnovers (SEC Game):
24, three times (last: at Florida 1-11-06)

Fewest Turnovers (Game):
4 vs Louisiana Tech (11-10-07)

Fewest Turnovers (SEC Game):
6 at Alabama (2-7-07)

Most Blocked Shots (Game):
15 vs New Orleans (12-21-06)

Most Blocked Shots (SEC Game):
12 vs Alabama (3-4-07) & Florida (2-1-05)

Most Steals (Game):
20 vs Nicholls State (11-17-01)

Most Steals (SEC Game):
15 vs Vanderbilt (2-5-03)

Most Personal Fouls (Game):
30 vs South Carolina (2-16-00)

Most Personal Fouls (SEC Game):
30 vs South Carolina (2-16-00)

MISC. TEAM STATS (ALL GMS)

Largest Lead Surrendered in Loss:
21 vs Northwestern St. [4 times] (11-26-05)

Largest Halftime Lead Surrendered in Loss:
21 vs Northwestern St. [39-18] (11-26-05)

Largest Deficit Overcome in Win:
20 vs Kentucky [30-10] (1-5-02)

Largest Halftime Deficit Overcome in Win:
16 at Alabama [47-31] (3-6-04) &
16 vs Kentucky [40-24] (1-5-02)

Largest Lead at Any Time:
55 vs Ark.-Pine Bluff [103-48] (11-17-98)

Largest Deficit at Any Time:
49 at Alabama [98-49] (1-18-05)

MISC. TEAM STATS (SEC GMS)

Largest Lead Surrendered in Loss:
17 vs Alabama [36-19] (1-15-03)

Largest Halftime Lead Surrendered in Loss:
15 vs LSU [37-22] (2-13-02)

Largest Deficit Overcome in Win:
20 vs Kentucky [30-10] (1-5-02)

Largest Halftime Deficit Overcome in Win:
16 at Alabama [47-31] (3-6-04) &
16 vs Kentucky [40-24] (1-5-02)

Largest Lead at Any Time
39 vs Auburn [85-46] (2-16-02)

Largest Deficit at Any Time
49 at Alabama [98-49] (1-18-05)

RECORD WHEN MSU...

Leads at Halftime153-25

Trails at Halftime31-79

Is Tied at Halftime8-5

Shoots 45% or better from field135-28

Shoots less than 45% from field57-81

Opp. shoots less than 45% from field ..156-48

Opp. shoots 45% or better from field ..36-61

Outrebounds (or ties) the opponent ...159-64

Is outrebounded by the opponent33-45

Commits fewer TOs than opponent84-27

Commits more TOs than opponent90-77

Commits same # of TOs as opponent ...18-5

Wins the opening tip-off123-59

Loses the opening tip-off69-50

Holds opp. to 65 points or less120-22

Involved in gms W/L by 5 pts or less ...40-40

MSU'S RECORD IN...

All Games192-109

Home Games114-27

Road Games41-57

Neutral-site Games37-25

Non-SEC Games108-32

Non-SEC Home Games61-8

Non-SEC Road Games19-7

Non-SEC Neutral-site Games28-17

SEC Regular-Season Games75-69

SEC Home Games53-19

SEC Road Games22-50

Games vs. SEC Western Division55-41

Games vs. SEC Eastern Division29-36

In-season Tournament Games15-12

SEC Tournament Games9-8

Postseason Tournament Games8-7

NCAA Tournament Games3-4

NIT (Postseason) Games5-3

Exhibition Games17-2

November Games36-12

December Games60-12

January Games33-36

February Games37-30

March Games26-19

Monday Games15-4

Tuesday Games14-12

Wednesday Games48-30

Thursday Games12-7

Friday Games11-6

Saturday Games85-40

Sunday Games7-10

Overtime Games9-7

Television Games83-73

Games vs. Ranked Opponents15-41

LAST TIME AN MSU PLAYER...

Scored 25 or more points in a game:
26, Charles Rhodes at TAMUCC (12-21-07)

Scored 27 or more points in a game:
27, Jamont Gordon at Alabama (2-7-07)

Scored 28 or more points in a game:
30, Winsome Frazier vs. UMKC (11-23-04)

Scored 31 or more points in a game:
32, Mario Austin vs. Kentucky (1-5-02)

Scored 33 or more points in a game:
35, Darryl Wilson vs. Alabama (3-4-95)

Scored 36 or more points in a game:
36, Jeff Malone at Mississippi (2-19-83)

Scored 37 or more points in a game:
39, Jeff Malone vs. Alabama (1-31-83)

Scored 40 or more points in a game:
40, Rickey Brown vs. Auburn (3-7-77)

Scored 20+ points in two consecutive games:
Charles Rhodes (25 vs. Miami [OH] & 22 vs. Murray State, 2007-08)

Scored 20+ points in three consecutive games:
Lawrence Roberts (25 vs. Virginia Tech;
22 vs. Jacksonville State; 25 vs. Florida A&M &
20 at Xavier, 2004-05)

Scored 20+ points in five consecutive games:
Jeff Malone, 1982-83 (11 consecutive games)

Scored 30 or more points in back-to-back games:
Jeff Malone (33 at LSU & 36 at Mississippi, 1982-83)

Scored 30+ points in three consecutive games:
Jeff Malone (33 at LSU; 36 at Mississippi &
30 vs. Georgia, 1982-83)

Made 10 or more field goals in a game:
10, Charles Rhodes at TAMUCC (12-21-07)

Made 11 or more field goals in a game:
11, Charles Rhodes vs. Miami [OH] (11-25-07)

Made 12 or more field goals in a game:
12, Lawrence Roberts vs. UT Martin (11-22-03)

Made 13 or more field goals in a game:
13, Horatio Webster vs. SW Missouri St. (11-23-97)

Made 14 or more field goals in a game:
14, Cameron Burns at Georgia (1-17-90)

Made 15 or more field goals in a game:
16, Raymond Brown vs. Florida (3-2-85)

Attempted 20 or more field goals in a game:
20, Dietric Slater at Georgia (2-24-07)

Attempted 21 or more field goals in a game:
22, Timmy Bowers at Alabama (3-6-04)

Attempted 23 or more field goals in a game:
24, Horatio Webster vs. UT Martin (12-20-97)

Attempted 25 or more field goals in a game:
25, Chuck Evans at Alabama (3-6-93)

Attempted 26 or more field goals in a game:
26, Tony Watts at Mississippi (2-22-92)

Attempted 27 or more field goals in a game:
28, Jeff Malone vs. Vanderbilt (1-8-83)

Made five or more 3-pointers in a game:
5, Jamont Gordon at Loyola Marymount (12-19-07)

Made six or more 3-pointers in a game:
6, Reginald Delk at Georgia (2-24-07)

Made seven or more 3-pointers in a game:
7, Reginald Delk at Arkansas (3-1-06)

Made eight or more 3-pointers in a game:
8, Winsome Frazier vs. UMKC (11-23-04)

Attempted 10 or more 3-pointers in a game:
10, Ben Hansbrough at South Alabama (12-15-07)

Attempted 11 or more 3-pointers in a game:
11, Barry Stewart at Miami [FL] (12-11-06)

Attempted 12 or more 3-pointers in a game:
12, Jamall Edmondson vs. Kentucky (2-1-06)

Attempted 13 or more 3-pointers in a game:
15, Winsome Frazier vs. UMKC (11-23-04)

Attempted 16 or more 3-pointers in a game:
17, Darryl Wilson vs. Alabama (3-4-95)

Made 10 or more free throws in a game:
11, Jamont Gordon at Arkansas (2-28-07)

Made 12 or more free throws in a game:
14, Lawrence Roberts vs. Mississippi (2-7-04)

Made 15 or more free throws in a game:
18, Rich Knarr vs. Auburn (2-19-73)

Attempted 13 or more free throws in a game:
16, Jamont Gordon at Arkansas (2-28-07)

Attempted 17 or more free throws in a game:
18, Lawrence Roberts vs. Mississippi (2-7-04)

Had 15 or more rebounds in a game:
16, Jarvis Varnado vs. UT Martin (11-17-07)

Had 17 or more rebounds in a game:
19, Charles Rhodes vs. Auburn (2-4-06)

Had 20 or more rebounds in a game:
21, Wesley Morgan vs. Southeastern La. (11-28-05)

Had 22 or more rebounds in a game:
23, Rickey Brown vs. Vanderbilt (12-6-79)

Had 10 or more offensive rebounds in a game:
10, Wesley Morgan vs. Southeastern La. (11-28-05)

Had 10 or more defensive rebounds in a game:
11, Jamont Gordon at South Alabama (12-15-07)

Had 10 or more assists in a game:
10, Jamont Gordon vs. Bradley (3-17-07)

Had 11 or more assists in a game:
14, Gary Ervin vs. Florida A&M (12-20-04)

Had 15 or more assists in a game:
16, Chuck Evans at Mo.-Kansas City (2-23-93)

Had 10 or more turnovers in a game:
10, Charles Rhodes vs. Nicholls (11-11-06)

Had five or more blocks in a game:
9, Jarvis Varnado at Loyola Marymount (12-19-07)

Had 10 or more blocks in a game:
10, Jarvis Varnado vs. Miami [FL] (12-13-07)

Had five or more steals in a game:
5, Barry Stewart vs. Florida State (3-20-07)

Had six or more steals in a game:
6, Dietric Slater at Georgia (2-24-07)

LAST TIME AN MSU TEAM...

Scored 100 or more points:
101 vs. Bradley (3-17-07)

Allowed 100 or more points:
115 at Arkansas (2-20-93)

Was held to 60 points or less:
58 vs. Miami [FL] (12-13-07)

Was held to 57 points or less:
49 vs. Southern Illinois (11-23-07)

Was held to 48 points or less:
44 vs. South Carolina (3-9-06)

Held opponent to 60 points or less:
54 by Loyola Marymount (12-19-07)

Held opponent to 53 points or less:
53 by UC Irvine (11-22-07)

Held opponent to 52 points or less:
45 by Louisiana Tech (11-10-07)

Held opponent to less than 45 points:
37 by Loyola Marymount (11-13-06)

Shot 55 percent or better from the field:
.586 [34-58] at Loyola Marymount (12-19-07)

Shot better than 59 percent from the field:
.660 [33-50] vs. Nicholls (11-11-06)

Was held to 35 percent or less from the field:
.317 [20-63] at Arkansas (2-28-07)

Was held to less than 31 percent from the field:
.255 [14-55] vs. Southeastern Louisiana (11-28-05)

Held opponent to 35 percent or less from field:
.333 [19-57] by Loyola Marymount (12-19-07)

Held opponent to less than 33 percent from field:
.321 [25-78] by UT Martin (11-17-07)

Held opponent to less than 32 percent from field:
.274 [17-62] by Louisiana Tech (11-10-07)

Held opponent to less than 27 percent from field:
.207 [12-58] by Loyola Marymount (11-13-06)

Made 35 or more field goals:
39 vs. Bradley (3-17-07)

Made 40 or more field goals:
40 vs. Auburn (3-2-04)

Attempted 70 or more shots from the field:
71 vs. Louisiana Tech (11-10-07)

Attempted 72 or more shots from the field:
73 vs. Bradley (3-17-07)

Attempted 74 or more shots from the field:
75 vs. Troy (12-10-05)

Attempted 40 or fewer shots from the field:
39 vs. Vanderbilt (2-12-05)

Made 10 or more 3-pointers:
10 vs. UT Martin (11-17-07)

Made 11 or more 3-pointers:
12 vs. Bradley (3-17-07)

Made 13 or more 3-pointers:
13 vs. LSU (2-3-07)

Made 14 or more 3-pointers:
14 vs. Santa Clara (12-3-05)

Did not make a 3-pointer:
[0-11] at Alabama (1-18-05)

Attempted 25 or more 3-pointers:
30 at South Alabama (12-15-07)

Attempted 31 or more 3-pointers:
33 vs. Troy (12-10-05)

Made 30 or more free throws:
30 vs. Arkansas (1-15-05)

Made fewer than five free throws:
1 at Kentucky (1-13-07)

Attempted 40 or more free throws:
41 vs. Charlotte (11-29-06)

Attempted fewer than 10 free throws:
9 vs. Southern Illinois (11-23-07)

Had 50 or more rebounds:
50 vs. UT Martin (11-17-07)

Had 51 or more rebounds:
51 vs. Clemson (11-15-07)

Had 52 or more rebounds:
56 vs. Jacksonville State (12-15-05)

Had 20 or more assists:
25 at Loyola Marymount (12-19-07)

Had 20 or more turnovers:
22 at Loyola Marymount (12-19-07)

Had 23 or more turnovers:
25 vs. UT Martin (11-17-07)

Had 26 or more turnovers:
29 vs. Nicholls (11-11-06)

Had fewer than 10 turnovers:
4 vs. Louisiana Tech (11-10-07)

Had 10 or more blocked shots:
12 at Loyola Marymount (12-19-07)

Had 13 or more blocked shots:
15 vs. New Orleans (12-21-06)

Had 10 or more steals:
14 at Loyola Marymount (12-19-07)

Had 15 or more steals:
15 vs. Florida State (3-20-07)

Had 16 or more steals:
20 vs. Nicholls State (11-17-01)

Had five players score 10+ points in same game:
6 vs. Florida State (3-20-07)

Had a player record a double-double:
Charles Rhodes (26p/10r) at TAMUCC (12-21-07)

Had a player record back-to-back double-doubles:
Rhodes at TAMUCC (26p/10r) & LMU (14/10, 2007-08)

Had two players w/double-doubles in same game:
Gordon (25p/11r) & Rhodes (15/10) at Tenn. (1-7-07)

Had a player record a triple-double:
Jamont Gordon (15p/12r/10a) vs. Vandy (2-21-07)



44 JAMONT GORDON 44

6-4 • 230 • JR. • G/F
NASHVILLE, TN (OAK HILL ACADEMY)

Preseason All-America candidate and consensus All-SEC First Team selection as a junior for the Bulldogs... Named to the preseason watch lists for the John R. Wooden Award, Bob Cousy Award (nation's top point guard) and Naismith Trophy... Averaging 15.4 points, 6.9 rebounds and 4.8 assists over his 77-game MState career (all starts)... Currently stands 19th on MSU's all-time scoring list with 1,184 career points (15 pts shy of 18th-place Mario Austin)... Ranks fifth on MState's all-time chart with 368 career assists... Owns 11 career double-doubles, including this year's effort of 23 points and 12 rebounds against Clemson... Also has a triple-double to his credit - the second in school history (Lawrence Roberts was the first) - with 15 points, 12 rebounds and 10 assists during last year's home win over Vanderbilt... Ranks sixth in the SEC in scoring (17.5 ppg), seventh in assists (4.33 apg) and 15th in rebounding (6.3 rpg) this season... Tied for third in the SEC with five 20-point efforts, including season-high 25 points vs. both Southeastern Louisiana and Loyola Marymount... Had been just 2-of-22 (9%) from beyond the arc in previous five-game span prior to 25-point outing (5-7 treys) at LMU on Dec. 19... Co-leads MSU with 16 steals and averages a team-high 5.5 free throw attempts this season... Has now scored in double figures in 68 of 77 career MSU outings (11 of 12 gms this year)... Named to this year's Anaheim Classic All-Tournament Team.

JAMONT GORDON'S GAME-BY-GAME STATS (2007-08)

Opponent	FG	3FG	FT	Reb	PF	Pts	Ast	TO	BS	Stl	Min
LA. TECH *	7-14	3-7	4-4	5	1	21	3	2	0	2	29
CLEMSON *	7-16	3-9	6-10	12	4	23	3	6	0	1	33
UT MARTIN *	4-8	2-4	0-1	4	1	10	6	3	2	1	29
UC Irvine*	7-12	1-2	0-2	6	4	15	4	5	2	1	25
Southern Illinois*	7-12	4-8	2-2	4	3	20	2	5	0	0	35
Miami (OH)*	6-17	0-5	6-7	6	1	18	4	3	2	2	40
MURRAY ST.*	5-12	0-3	5-6	4	1	15	4	2	0	1	30
SE LOUISIANA*	8-18	1-3	8-10	7	1	25	4	3	1	1	32
MIAMI (FL)*	7-19	1-5	3-5	9	3	18	5	6	0	0	38
@South Alabama*	1-14	0-6	5-8	13	3	7	5	5	0	2	35
@Loyola M'mount*	9-14	5-7	2-5	3	2	25	7	3	0	3	30
@TAMU-CC*	4-8	0-1	5-6	2	2	13	5	1	0	2	24
MISSOURI											
Lafayette											
@LSU											
GEORGIA											
KENTUCKY											
@Alabama											
MISSISSIPPI											
@Arkansas											
TENNESSEE											
ALABAMA											
@Auburn											
ARKANSAS											
@Mississippi											
@South Carolina											
AUBURN											
@Florida											
@Vanderbilt											
LSU											

SEASON HIGH	JAMONT GORDON	CAREER HIGH
25, 2x (last: at LMU 12-19-07)	Pts	27 at Alabama (2-7-07)
13 at South Alabama (12-15-07)	Rebs	13, 2x (last: at South Alabama 12-15-07)
7 at Loyola Marymount (12-19-07)	Asts	10, 2x (last: vs Bradley 3-17-07)
2, 3x (last: vs Miami [OH] 11-25-07)	Blks	3 at Clemson (11-21-06)
3 at Loyola Marymount (12-19-07)	Stls	5, 2x (last: at Vanderbilt 1-21-06)
9 at Loyola Marymount (12-19-07)	FGM	9, 4x (last: at LMU 12-19-07)
19 vs Miami [FL] (12-13-07)	FGA	19, 2x (last: vs Miami [FL] 12-13-07)
5 at Loyola Marymount (12-19-07)	3FGM	5 at Loyola Marymount (12-19-07)
9 vs Clemson (11-15-07)	3FGA	9 vs Clemson (11-15-07)
8 vs Southeastern Louisiana (12-8-07)	FTM	11, 3x (last: at Arkansas 2-28-07)
10, 2x (last: vs Southeastern La. 12-8-07)	FTA	16 at Arkansas (2-28-07)
40 vs Miami [OH] (11-25-07)	Mins	42 vs Kentucky (3-9-07)

Season/Career 10-Point Games:	11 - 68	Season/Career Double-Doubles:	1 - 11
Season/Career 20-Point Games:	5 - 16	Season/Career Team's Top Scorer:	6 - 35
Season/Career 10-Rebound Games:	2 - 12	Season/Career Team's Top Rebounder:	4 - 31
Season/Career 10-Assist Games:	0 - 2	Season/Career Team's Top Assist Man:	10 - 59

JAMONT GORDON'S CAREER STATISTICS

Season	G-GS	Min	FGs	Pct	3FGs	Pct	FTs	Pct	Rebs	Ast	TO	Blk	Stl	Points
2005-06	30-30	988	139-341	.408	27-104	.260	108-167	.647	203-6.8	129	142	16	34	413-13.8
2006-07	35-35	1129	181-432	.419	42-121	.347	157-222	.707	250-7.1	187	123	20	46	561-16.0
2007-08	12-12	380	72-164	.439	20-60	.333	46-66	.697	75-6.3	52	44	7	16	210-17.5
Totals	77-77	2497	392-937	.418	89-285	.312	311-455	.684	528-6.9	368	309	43	96	1184-15.4



23 CHARLES RHODES 23

6-8 • 245 • SR. • F/C
JACKSON, MS (LANIER HS)

Two-time All-SEC senior forward for the Bulldogs... Preseason All-SEC First Team selection by a vote of the league's head coaches... Ranks 11th in the SEC in scoring (career-high 15.6 ppg), tied for 10th in rebounding (7.3 rpg), along with standing seventh in the league in FG% (.553) and 11th in blocks (1.33 bpg)... Tied for second in the SEC with four double-doubles on the year (now has 10 in his career), including current streak of back-to-back double-doubles at Texas A&M-Corpus Christi (season-high 26 pts & 10 rebs) and at Loyola Marymount (14/10)... Also had a pair of double-doubles during the Anaheim Classic (11/11 vs. UC Irvine & 25/10 vs. Miami [OH])... Ranks 26th on MSU's all-time scoring chart with 1,100 career points and needs 23 points to move up three more notches and into a 23rd-place tie with Greg Carter... Tied with Wiley Peck for sixth place on school's all-time list with 117 career blocks, while also rating 10th in career FG% (.559)... Has scored in double figures in 11 of 12 games this season with three 20-point outings... Hitting 60% from the field (21-35 FGs) over his last three games... Has been credited with 144 career dunks (team-high 29 slams this season) and needs five more jams to move ahead of MSU career dunks leader Erick Dampier (148)... 33 percent of his 431 career field goals made have come via the dunk.

CHARLES RHODES' GAME-BY-GAME STATS (2007-08)

Opponent	FG	3FG	FT	Reb	PF	Pts	Ast	TO	BS	Stl	Min
LA. TECH *	8-17	0-0	1-4	7	2	17	2	0	2	1	27
CLEMSON *	7-12	0-0	3-7	6	3	17	1	2	4	0	25
UT MARTIN *	7-9	0-0	1-2	5	3	15	2	4	3	1	24
UC Irvine*	3-14	0-2	5-6	11	2	11	1	5	1	3	35
Southern Illinois*	2-5	0-0	0-1	6	5	4	0	3	0	0	21
Miami (OH)*	11-15	0-0	3-4	10	3	25	1	3	0	1	37
MURRAY ST.*	8-14	0-0	6-6	5	2	22	2	0	2	0	25
SE LOUISIANA*	7-8	0-0	2-2	7	5	16	0	5	1	3	30
MIAMI (FL)*	4-12	0-0	2-3	7	2	10	1	1	1	0	35
@South Alabama	4-7	0-0	2-5	4	3	10	0	2	0	1	21
@Loyola M'mount*	7-12	0-0	0-2	10	4	14	1	3	1	0	26
@TAMU-CC*	10-16	0-0	6-9	10	2	26	1	1	1	1	33
MISSOURI											
Lafayette											
@LSU											
GEORGIA											
KENTUCKY											
@Alabama											
MISSISSIPPI											
@Arkansas											
TENNESSEE											
ALABAMA											
@Auburn											
ARKANSAS											
@Mississippi											
@South Carolina											
AUBURN											
@Florida											
@Vanderbilt											
LSU											

SEASON HIGH	CHARLES RHODES	CAREER HIGH
26 at A&M-Corpus Christi (12-21-07)	Pts	27 vs Georgia (2-25-06)
11 vs UC Irvine (11-22-07)	Rebs	19 vs Auburn (2-4-06)
2, 3x (last: vs Murray State 12-1-07)	Asts	3, 2x (last: vs Alabama 3-4-07)
4 vs Clemson (11-15-07)	Blks	6 vs Bradley (3-17-07)
3, 2x (last: vs Southeastern La. 12-8-07)	Stls	3, 3x (last: vs Southeastern La. 12-8-07)
11 vs Miami [OH] (11-25-07)	FGM	11, 2x (last: vs Miami [OH] 11-25-07)
17 vs Louisiana Tech (11-10-07)	FGA	18 at South Carolina (2-11-06)
--	3FGM	2 vs New Orleans (12-21-06)
2 vs UC Irvine (11-22-07)	3FGA	2, 5x (last: vs UC Irvine 11-22-07)
6, 2x (last: at TAMUCC 12-21-07)	FTM	10 vs Jacksonville State (12-15-05)
9 at A&M-Corpus Christi (12-21-07)	FTA	13 vs Kentucky (2-1-06)
37 vs Miami [OH] (11-25-07)	Mins	37, 2x (last: vs Miami [OH] 11-25-07)

Season/Career 10-Point Games:	10 - 58	Season/Career Double-Doubles:	4 - 10
Season/Career 20-Point Games:	3 - 15	Season/Career Team's Top Scorer:	3 - 27
Season/Career 10-Rebound Games:	4 - 11	Season/Career Team's Top Rebounder:	5 - 28
Season/Career 10-Assist Games:	0 - 0	Season/Career Team's Top Assist Man:	0 - 1

CHARLES RHODES' CAREER STATISTICS

Season	G-GS	Min	FGs	Pct	3FGs	Pct	FTs	Pct	Rebs	Ast	TO	Blk	Stl	Points
2004-05	16-0	104	19-32	.594	0-5	.000	9-12	.750	30-1.9	2	5	5	1	47-2.9
2005-06	29-25	775	154-273	.564	1-2	.500	92-130	.708	207-7.1	10	67	32	21	401-13.8
2006-07	34-25	896	180-325	.554	6-19	.316	99-141	.702	212-6.2	27	82	64	17	465-13.7
2007-08	12-11	339	78-141	.553	0-2	.000	31-51	.608	88-7.3	12	29	16	11	187-15.6
Totals	91-61	2114	431-771	.559	7-28	.250	231-334	.692	537-5.9	51	183	117	50	1100-12.1



22 BARRY STEWART 22

6-2 • 170 • So. • G
SHELBYVILLE, TN (SHELBYVILLE CENT. HS)

Sophomore starter who ranks as the team's third-leading scorer (11.8 ppg; 29th in SEC), No. 2 playmaker (3.2 apg) and No. 4 rebounder (4.7 rpg) on the year... Co-leads the Bulldogs with 16 steals and ranks fifth in the SEC in minutes played (33.58 mins/gm)... Also tops the team with 23 made 3-pointers for the season, ranking tied for 13th in the SEC with 1.92 made treys per game... Has hit at least one 3-pointer in 11 of 12 games this year and in 41 of 47 career contests... Hitting 38.3% from beyond the arc this season and 38.9% for his career... Needs nine more triples to reach the century mark for career treys and is 17 points shy of the 500-mark for his career... Has tallied seven double-digit scoring efforts on the year, most recently scoring a season-high 19 points (6-8 FGs) at Texas A&M-Corpus Christi... Had 18-point efforts vs. both Miami [FL] (5-9 treys) and UC Irvine (4-7 treys)... Began his sophomore campaign by registering his first collegiate double-double with 13 points and a career-high 11 rebounds against Louisiana Tech in his first MSU starting assignment... Averaging 5.0 assists over his last three outings, including a career-high six dishes at South Alabama... Averaged 9.8 points per game and set a freshman school record with 68 made 3-pointers last year as an SEC All-Freshman Team selection by the league's head coaches... Has switched jersey numbers from last year's No. 4 to his old high school jersey number of No. 22.

BARRY STEWART'S GAME-BY-GAME STATS (2007-08)

Opponent	FG	3FG	FT	Reb	PF	Pts	Ast	TO	BS	Stl	Min
LA. TECH *	5-10	1-5	2-3	11	2	13	3	0	1	0	26
CLEMSON *	3-10	2-6	4-4	6	5	12	2	4	0	2	36
UT MARTIN *	3-12	0-4	3-4	4	1	9	4	4	0	2	26
UC Irvine*	6-10	4-7	2-2	6	1	18	2	1	0	0	38
Southern Illinois*	3-9	1-3	2-2	3	2	9	3	3	1	1	38
Miami (OH)*	2-9	1-5	0-0	3	3	5	4	5	0	0	36
MURRAY ST.*	5-6	2-3	2-2	5	1	14	2	1	0	4	36
SE LOUISIANA*	2-6	2-5	0-0	1	1	6	2	2	0	2	30
MIAMI (FL)*	6-12	5-9	1-2	4	1	18	1	1	0	1	37
@South Alabama*	3-10	1-5	1-3	6	4	8	6	4	0	2	39
@Loyola M'mount*	4-8	2-5	0-2	5	1	10	5	3	0	1	25
@TAMU-CC*	6-8	2-3	5-7	2	1	19	4	2	0	1	36
MISSOURI Lafayette											
@LSU											
GEORGIA KENTUCKY											
@Alabama											
MISSISSIPPI											
@Arkansas											
TENNESSEE ALABAMA											
@Auburn											
ARKANSAS											
@Mississippi											
@South Carolina											
AUBURN											
@Florida											
@Vanderbilt											
LSU											

SEASON HIGH	BARRY STEWART	CAREER HIGH
19 at A&M-Corpus Christi (12-21-07)	Pts	22, 2x (last: vs Auburn 1-20-07)
11 vs Louisiana Tech (11-10-07)	Rebs	11 vs Louisiana Tech (11-10-07)
6 at South Alabama (12-15-07)	Asts	6 at South Alabama (12-15-07)
1, 2x (last: vs Southern Illinois 11-23-07)	Blks	1, 7x (last: vs Southern Illinois 11-23-07)
4 vs Murray State (12-1-07)	Stls	5 vs Florida State (3-20-07)
6, 3x (last: at TAMUCC 12-21-07)	FGM	6, 4x (last: at TAMUCC 12-21-07)
12, 2x (last: vs Miami [FL] 12-13-07)	FGA	14 at Miami [FL] (12-11-06)
5 vs Miami [FL] (12-13-07)	3FGM	5, 2x (last: vs Miami [FL] 12-13-07)
9 vs Miami [FL] (12-13-07)	3FGA	11 at Miami [FL] (12-11-06)
5 at A&M-Corpus Christi (12-21-07)	FTM	10 vs Auburn (1-20-07)
7 at A&M-Corpus Christi (12-21-07)	FTA	10 vs Auburn (1-20-07)
39 at South Alabama (12-15-07)	Mins	39 at South Alabama (12-15-07)

Season/Career 10-Point Games:	7 - 24	Season/Career Double-Doubles:	1 - 1
Season/Career 20-Point Games:	0 - 2	Season/Career Team's Top Scorer:	2 - 6
Season/Career 10-Rebound Games:	1 - 1	Season/Career Team's Top Rebounder:	1 - 2
Season/Career 10-Assist Games:	0 - 0	Season/Career Team's Top Assist Man:	3 - 6

BARRY STEWART'S CAREER STATISTICS

Season	G-GS	Min	FGs	Pct	3FGs	Pct	FTs	Pct	Rebs	Ast	TO	Blk	Stl	Points
2006-07	35-0	848	96-240	.400	68-174	.391	82-107	.766	111-32	43	27	5	32	342-9.8
2007-08	12-12	403	48-110	.436	23-60	.383	22-31	.710	56-4.7	38	30	2	16	141-11.8
Totals	47-12	1251	144-350	.411	91-234	.389	104-138	.754	167-3.6	81	57	7	48	483-10.3



11 BEN HANSBROUGH 11

6-3 • 205 • So. • G
POPLAR BLUFF, MO (POPLAR BLUFF HS)

Second-year player who has started all 12 contests in the Bulldog back-court this season... Team's fourth-leading scorer (9.3 ppg) and No. 3 playmaker (2.6 apg) on the year... Ranks second on the club with 21 made 3-pointers and tied for third with 15 steals (7 stls in last 3 gms)... Has made at least one trey in all but one game this season (0-8 treys & 0 pts vs. Miami [FL])... Leads team with 87.0% from the line (80.4% for his career)... Shooting 37.6% from beyond the arc for his career, but this year's 31.3% is down from last year's 41.2%... Overall shooting accuracy is down from 42.9% as a freshman to 38.0% this season... Has tallied double figures in scoring five times this season, highlighted by a season-best, 20-point effort (6-8 FGs; 4-6 treys & 4-4 FTs) against UT Martin... Followed with 13 points in next outing during first-round win over UC Irvine at Anaheim Classic... Scored 16 points (4-10 treys) at South Alabama... Opened season with 11 points (3-6 treys) vs. Louisiana Tech... Handed out season-most seven assists at Loyola Marymount and had six dishes vs. Southern Illinois... Earned selection to last year's SEC All-Freshman Team by a vote of the league's head coaches... The younger brother of North Carolina junior All-American Tyler Hansbrough... Earned Mr. Basketball honors in the state of Missouri as a prep senior at Poplar Bluff HS.

BEN HANSBROUGH'S GAME-BY-GAME STATS (2007-08)


Opponent	FG	3FG	FT	Reb	PF	Pts	Ast	TO	BS	Stl	Min
LA. TECH *	3-8	3-6	2-2	3	1	11	3	1	1	1	27
CLEMSON *	1-4	1-4	3-4	2	4	6	3	1	0	1	37
UT MARTIN *	6-8	4-6	4-4	5	2	20	3	3	0	1	25
UC Irvine*	4-8	1-4	4-5	4	1	13	1	3	0	0	34
Southern Illinois*	1-8	1-7	2-2	3	1	5	6	4	0	1	33
Miami (OH)*	2-6	2-6	0-0	2	4	6	1	2	0	1	38
MURRAY ST.*	3-7	2-5	1-1	2	1	9	2	0	0	2	28
SE LOUISIANA*	4-7	1-2	1-1	3	1	10	1	2	0	1	28
MIAMI (FL)*	0-8	0-8	0-0	4	3	0	2	0	0	0	33
@South Alabama*	5-13	4-10	2-2	5	2	16	1	0	0	3	34
@Loyola M'mount*	3-8	1-5	1-2	3	1	8	7	2	0	3	25
@TAMU-CC*	3-7	1-4	0-0	6	1	7	1	0	0	1	20
MISSOURI Lafayette											
@LSU											
GEORGIA KENTUCKY											
@Alabama											
MISSISSIPPI											
@Arkansas											
TENNESSEE ALABAMA											
@Auburn											
ARKANSAS											
@Mississippi											
@South Carolina											
AUBURN											
@Florida											
@Vanderbilt											
LSU											

SEASON HIGH	BEN HANSBROUGH	CAREER HIGH
20 vs UT Martin (11-17-07)	Pts	23 vs A&M-Corpus Christi (12-2-06)
6 at A&M-Corpus Christi (12-21-07)	Rebs	7 vs Florida State (3-20-07)
7 at Loyola Marymount (12-19-07)	Asts	8, 2x (last: at Missouri 1-2-07)
1 vs Louisiana Tech (11-10-07)	Blks	1 vs Louisiana Tech (11-10-07)
3, 2x (last: at LMU 12-19-07)	Stls	4 vs Alabama (3-4-07)
6 vs UT Martin (11-17-07)	FGM	6, 2x (last: vs UT Martin 11-17-07)
13 at South Alabama (12-15-07)	FGA	13 at South Alabama (12-15-07)
4, 2x (last: at South Alabama 12-15-07)	3FGM	5 vs A&M-Corpus Christi (12-2-06)
10 at South Alabama (12-15-07)	3FGA	10 at South Alabama (12-15-07)
4, 2x (last: vs UC Irvine 11-22-07)	FTM	7 vs Mississippi Valley State (3-13-07)
5 vs UC Irvine (11-22-07)	FTA	8 vs Mississippi Valley State (3-13-07)
38 vs Miami [OH] (11-25-07)	Mins	38 vs Miami [OH] (11-25-07)

Season/Career 10-Point Games:	5 - 17	Season/Career Double-Doubles:	0 - 0
Season/Career 20-Point Games:	1 - 2	Season/Career Team's Top Scorer:	1 - 2
Season/Career 10-Rebound Games:	0 - 0	Season/Career Team's Top Rebounder:	0 - 1
Season/Career 10-Assist Games:	0 - 0	Season/Career Team's Top Assist Man:	4 - 13

BEN HANSBROUGH'S CAREER STATISTICS

Season	G-GS	Min	FGs	Pct	3FGs	Pct	FTs	Pct	Rebs	Ast	TO	Blk	Stl	Points
2006-07	35-9	827	75-175	.429	47-114	.412	58-74	.784	98-2.8	112	65	0	35	255-7.3
2007-08	12-12	362	35-92	.380	21-67	.313	20-23	.870	42-3.5	31	18	1	15	111-9.3
Totals	47-21	1189	110-267	.412	68-181	.376	78-97	.804	140-3.0	143	83	1	50	366-7.8



32 JARVIS VARNADO 32

6-9 • 210 • So. • F/C
BROWNSVILLE, TN (HAYWOOD HS)

Second-year defensive stalwart for the Bulldogs... Intimidating shot-blocker who leads the SEC and ranks among the national leaders in blocked shots (4.67 bpg)... Also averaging 5.7 points on the year and ranks sixth among the league's leading rebounders (7.7 rpg)... Shooting 56.4% from the field (31-55 FGs) this season and owns a 62.0% career accuracy mark (64.7% FGs last year)... Had combined to shoot 77.3% from the field (17-22 FGs) over a previous five-game span before most recently going just 1-of-9 from the field in a two-point outing at Texas A&M-Corpus Christi... Also was not credited with a block at TAMUCC after 11 straight multi-block games to begin the season... Owns at least one block in 41 of 47 career outings, including 27 multi-block contests... Has 56 blocks already this season after breaking Erick Dampier's freshman-season school record with 67 rejects a year ago... Already ranks fifth on MSU's all-time list with 123 career blocks (2.62 bpg)... Scored a season-high 10 points (4-4 FGs) with nine blocks and six rebounds at Loyola Marymount... Began MSU's recent three-game road swing with nine points, 10 rebounds and six blocks at South Alabama... Set a new single-game school mark with 10 blocks (8 pts & 7 rebs) vs. Miami [FL]... Has three 10-rebound efforts this year, including a career-high 16 boards (8 pts) vs. UT Martin.

JARVIS VARNADO'S GAME-BY-GAME STATS (2007-08)


Opponent	FG	3FG	FT	Reb	PF	Pts	Ast	TO	BS	Stl	Min
LA. TECH *	1-5	0-0	2-2	5	1	4	0	1	6	0	26
CLEMSON *	3-7	0-0	1-2	12	5	7	0	4	6	0	27
UT MARTIN *	4-4	0-0	0-0	16	1	8	1	1	3	0	27
UC Irvine*	1-2	0-0	0-1	6	4	2	1	0	2	0	19
Southern Illinois*	3-3	0-0	0-2	7	3	6	0	2	2	2	36
Miami (OH)*	1-3	0-0	0-2	6	3	2	0	1	5	0	30
MURRAY ST.*	1-1	0-0	0-0	7	1	2	1	2	3	1	24
SE LOUISIANA*	4-6	0-0	0-0	3	5	8	0	2	4	0	17
MIAMI (FL)*	4-6	0-0	0-0	7	2	8	1	0	10	0	31
@South Alabama*	4-5	0-0	1-4	10	5	9	1	0	6	3	34
@Loyola M'mount*	4-4	0-0	2-6	6	4	10	1	2	9	0	20
@TAMU-CC*	1-9	0-1	0-0	7	2	2	1	1	0	0	24
MISSOURI											
Lafayette											
@LSU											
GEORGIA											
KENTUCKY											
@Alabama											
MISSISSIPPI											
@Arkansas											
TENNESSEE											
ALABAMA											
@Auburn											
ARKANSAS											
@Mississippi											
@South Carolina											
AUBURN											
@Florida											
@Vanderbilt											
LSU											

SEASON HIGH	JARVIS VARNADO	CAREER HIGH
10 at Loyola Marymount (12-19-07)	Pts 13, 2x (last: vs New Orleans 12-21-06)	
16 vs UT Martin (11-17-07)	Rebs 16 vs UT Martin (11-17-07)	
1, 7x (last: at TAMUCC 12-21-07)	Asts 2, 2x (last: vs South Carolina 1-27-07)	
10 vs Miami [FL] (12-13-07)	Bks 10 vs Miami [FL] (12-13-07)	
3 at South Alabama (12-15-07)	Stls 3 at South Alabama (12-15-07)	
4, 5x (last: at LMU 12-19-07)	FGM 6, 2x (last: vs Alabama State 12-18-06)	
9 at A&M-Corpus Christi (12-21-07)	FGA 9, 2x (last: at TAMUCC 12-21-07)	
--	3FGM --	
1 at A&M-Corpus Christi (12-21-07)	3FGA 1, 2x (last: at TAMUCC 12-21-07)	
2, 2x (last: at LMU 12-19-07)	FTM 5 vs New Orleans (12-21-06)	
6 at Loyola Marymount (12-19-07)	FTA 8 vs New Orleans (12-21-06)	
36 vs Southern Illinois (11-23-07)	Mins 36 vs Southern Illinois (11-23-07)	

Season/Career 10-Point Games:	1 - 6	Season/Career Double-Doubles:	0 - 1
Season/Career 20-Point Games:	0 - 0	Season/Career Team's Top Scorer:	0 - 0
Season/Career 10-Rebound Games:	3 - 5	Season/Career Team's Top Rebounder:	4 - 9
Season/Career 10-Assist Games:	0 - 0	Season/Career Team's Top Assist Man:	0 - 0

JARVIS VARNADO'S CAREER STATISTICS

Season	G-GS	Min	FGs	Pct	3FGs	Pct	FTs	Pct	Rebs	Ast	TO	Blk	Stl	Points
2006-07	35-13	473	75-116	.647	0-1	.000	24-45	.533	146-4.2	11	19	67	12	174-5.0
2007-08	12-12	315	31-55	.564	0-1	.000	6-19	.316	92-7.7	7	16	56	6	68-5.7
Totals	47-25	788	106-171	.620	0-2	.000	30-64	.469	238-5.1	18	35	123	18	242-5.1



21 BRIAN JOHNSON 21

6-9 • 245 • Jr. • F/C
LAURINBURG, NC (LOUISVILLE)

Junior frontline performer participating in his first season at MSU after sitting out last season as a transfer from the University of Louisville... Spent two seasons at U of L, playing in 30 games (5 starts) in 2005-06 and receiving a medical redshirt year (right knee) for the 2004-05 campaign... Averaging 3.5 points and 3.2 rebounds per contest (13.4 mins/gm) as a frontcourt back-up this season... Ranks third on the team with 19 offensive rebounds (of his 35 total boards)... Shooting 61.5% (16-26 FGs) from the field on the year, including 8-of-10 shooting over his last six outings... Has tallied but six total points with only four shot attempts over his last four games, but has tallied 12 rebounds, five blocks and five steals in his last three contests... Most recently went scoreless at Texas A&M-Corpus Christi, but was credited with career-high three blocks along with four rebounds... Had season-high six boards and season-most three steals at Loyola Marymount... Scored a season-high 10 points (4-4 FGs & 2-2 FTs) vs. Clemson in his second MSU outing... Had six points and five rebounds in season-most 21 minutes in first-round win over UC Irvine at Anaheim Classic... Totalled six points (3-3 FGs) and four rebounds (3 off.) vs. Murray State... Played for Reach USA this past off-season during the team's goodwill tour of China... Starred his senior season of high school (2003-04) for an undefeated and No. 1-ranked Oak Hill Academy team that also featured current NBA players Rajon Rondo and Josh Smith.

BRIAN JOHNSON'S GAME-BY-GAME STATS (2007-08)

Opponent	FG	3FG	FT	Reb	PF	Pts	Ast	TO	BS	Stl	Min
LA. TECH	1-3	0-1	2-3	2	2	4	0	0	0	0	11
CLEMSON	4-4	0-0	2-2	3	2	10	0	1	0	0	19
UT MARTIN	0-3	0-1	0-0	4	0	0	0	0	0	0	12
UC Irvine	2-4	0-0	2-2	5	3	6	1	3	0	0	21
Southern Illinois	1-2	0-0	0-0	2	0	2	0	2	0	0	14
Miami (OH)	2-3	0-0	0-0	3	3	4	0	0	1	0	11
MURRAY ST.	3-3	0-0	0-0	4	2	6	1	3	1	1	16
SE LOUISIANA	1-1	0-0	0-0	0	0	2	0	1	0	0	2
MIAMI (FL)	1-1	0-0	0-0	2	2	2	0	2	1	2	14
@South Alabama											Did Not Play
@Loyola M'mount	1-1	0-0	0-0	6	1	2	0	5	1	3	15
@TAMU-CC	0-1	0-0	0-2	4	4	0	0	1	3	0	12
MISSOURI											
Lafayette											
@LSU											
GEORGIA											
KENTUCKY											
@Alabama											
MISSISSIPPI											
@Arkansas											
TENNESSEE											
ALABAMA											
@Auburn											
ARKANSAS											
@Mississippi											
@South Carolina											
AUBURN											
@Florida											
@Vanderbilt											
LSU											

SEASON HIGH	BRIAN JOHNSON	CAREER HIGH
10 vs Clemson (11-15-07)	Pts 13 vs Clemson (3-20-06)	
6 at Loyola Marymount (12-19-07)	Rebs 13 vs Clemson (3-20-06)	
1, 2x (last: vs Murray State 12-1-07)	Asts 1, 11x (last: vs Murray State 12-1-07)	
3 at A&M-Corpus Christi (12-21-07)	Bks 3 at A&M-Corpus Christi (12-21-07)	
3 at Loyola Marymount (12-19-07)	Stls 3 at Loyola Marymount (12-19-07)	
4 vs Clemson (11-15-07)	FGM 4, 3x (last: vs Clemson 11-15-07)	
4, 2x (last: vs UC Irvine 11-22-07)	FGA 7 at Kentucky (12-17-05)	
--	3FGM --	
1, 2x (last: vs UT Martin 11-17-07)	3FGA 1, 4x (last: vs UT Martin 11-17-07)	
2, 3x (last: vs UC Irvine 11-22-07)	FTM 5, 2x (last: vs Clemson 3-20-06)	
3 vs Louisiana Tech (11-10-07)	FTA 6, 4x (last: vs Clemson 3-20-06)	
21 vs UC Irvine (11-22-07)	Mins 24 vs Clemson (3-20-06)	

Season/Career 10-Point Games:	1 - 2	Season/Career Double-Doubles:	0 - 1
Season/Career 20-Point Games:	0 - 0	Season/Career MSU's Top Scorer:	0 - 0
Season/Career 10-Rebound Games:	0 - 2	Season/Career MSU's Top Rebounder:	0 - 0
Season/Career 10-Assist Games:	0 - 0	Season/Career MSU's Top Assist Man:	0 - 0

BRIAN JOHNSON'S CAREER STATISTICS

Season	G-GS	Min	FGs	Pct	3FGs	Pct	FTs	Pct	Rebs	Ast	TO	Blk	Stl	Points
2005-06*	30-5	309	33-61	.541	0-2	.000	29-45	.644	96-3.2	9	18	5	9	95-3.2
2007-08	11-0	147	16-26	.615	0-2	.000	6-9	.667	35-3.2	2	18	7	6	38-3.5
Totals	41-5	456	49-87	.563	0-4	.000	35-54	.648	131-3.2	11	36	12	15	133-3.2

* - Played the 2005-06 season at the University of Louisville



25 PHIL TURNER 25

6-3 • 170 • RS-Fr. • G
GRENADA, MS (GRENADA HS)

Redshirt freshman guard who made great strides this past off-season competing for SCORE International during a pair of goodwill tours (Argentina and the Dominican Republic)... Averaging 4.6 points and 1.9 rebounds per game as a back-up backcourt performer during his initial collegiate season... Has played in all 12 games this season, averaging 14.3 minutes per outing... Ranks tied for third on the team with 15 steals... Averaged 11.0 points on 11-of-17 shooting (64.7%) from the field and 7-of-11 three-point shooting (63.6%) during MSU's recent three-game road swing... Also tallied eight rebounds, seven steals and five assists during the recent trip... Began the road trip by scoring a season-high 17 points (6-9 FGs & 4-6 treys), along with totalling four rebounds, three assists, two steals and a block, in a season-most 26 minutes during his first collegiate start at South Alabama... Most recently concluded the road swing by scoring 13 points (4-5 FGs & 3-3 treys in 16 mins), including 11 straight MSU points (a FG followed by 3 consecutive treys) in a span of only 1:32 of the first half, at Texas A&M-Corpus Christi... 30 of his 55 points on the year, as well as 10 of his 19 total made field goals and seven of his 11 total made 3-pointers, have been amassed in his recent road performances vs. Texas A&M-Corpus Christi and South Alabama.

PHIL TURNER'S GAME-BY-GAME STATS (2007-08)

Opponent	FG	3FG	FT	Reb	PF	Pts	Ast	TO	BS	Stl	Min
LA. TECH	0-3	0-1	0-0	4	1	0	2	0	0	2	18
CLEMSON	2-6	1-2	0-2	4	3	5	1	1	0	0	15
UT MARTIN	2-6	1-4	1-2	0	1	6	1	2	0	0	16
UC Irvine	1-4	1-3	0-0	2	1	3	2	0	0	2	16
Southern Illinois	1-3	1-2	0-0	1	2	3	0	1	0	1	17
Miami (OH)	0-1	0-0	0-0	3	0	0	0	0	0	0	4
MURRAY ST.	1-5	0-3	0-0	1	0	2	0	1	0	1	11
SE LOUISIANA	0-2	0-2	1-2	0	1	1	0	1	0	1	12
MIAMI (FL)	1-3	0-2	0-0	0	1	2	0	0	0	1	5
@South Alabama*	6-9	4-6	1-2	4	5	17	3	2	1	2	26
@Loyola M'mount	1-3	0-2	1-2	1	1	3	0	1	0	3	16
@TAMU-CC	4-5	3-3	2-2	3	1	13	2	1	1	2	16
MISSOURI											
Lafayette											
@LSU											
GEORGIA											
KENTUCKY											
@Alabama											
MISSISSIPPI											
@Arkansas											
TENNESSEE											
ALABAMA											
@Auburn											
ARKANSAS											
@Mississippi											
@South Carolina											
AUBURN											
@Florida											
@Vanderbilt											
LSU											



15 RILEY BENOCK 15

6-4 • 180 • Fr. • G
BATTLETOWN, KY (MEADE COUNTY HS)

Rookie combo guard from Meade County High School in Brandenburg, Ky. - the same school which produced current MSU head coach Rick Stansbury... Excellent three-point shooter who sees the floor well and has good court vision... Averaging 2.2 points and 1.3 rebounds per game as a first-year backcourt back-up... Has totalled 10 assists and but four turnovers in 103 minutes of court action as a true freshman... Hitting 39 percent from three-point range (7-18 treys) on the year, with all but three of his overall shot attempts and but one of his made field goals having come from beyond the three-point arc... Standout game thus far of his rookie campaign was his 10-point, four-assist effort against UT Martin in which he connected on all three trey attempts during a season-most, 15-minute playing stint... Has scored a total of only 11 points in eight subsequent outings since UTM game... Most recently had three points, three assists (0 TOs) and a steal in 13 minutes at Texas A&M-Corpus Christi... Also hit a 3-point-er and collected two rebounds in 11 minutes in recent road contest at Loyola Marymount... Totalled three points, a season-high four rebounds as well as an assist and a steal in 14 minutes vs. Southeastern Louisiana... Last name is pronounced BEE-knock.

RILEY BENOCK'S GAME-BY-GAME STATS (2007-08)

Opponent	FG	3FG	FT	Reb	PF	Pts	Ast	TO	BS	Stl	Min
LA. TECH	1-3	1-3	0-0	1	1	3	0	0	0	0	11
CLEMSON	0-3	0-3	0-0	0	0	0	0	0	0	1	5
UT MARTIN	3-3	3-3	1-2	2	0	10	4	1	0	0	15
UC Irvine	0-0	0-0	0-0	1	1	0	1	0	0	0	6
Southern Illinois							Did Not Play				
Miami (OH)	0-0	0-0	0-0	1	1	0	0	0	0	0	4
MURRAY ST.	1-3	0-1	0-0	2	0	2	1	0	0	0	9
SE LOUISIANA	1-4	1-3	0-0	4	0	3	1	0	0	1	14
MIAMI (FL)	0-0	0-0	0-0	1	0	0	0	0	0	0	7
@South Alabama	0-2	0-2	0-0	0	1	0	0	1	0	0	8
@Loyola M'mount	1-2	1-2	0-0	2	1	3	0	2	0	0	11
@TAMU-CC	1-1	1-1	0-0	0	3	3	3	0	0	1	13
MISSOURI											
Lafayette											
@LSU											
GEORGIA											
KENTUCKY											
@Alabama											
MISSISSIPPI											
@Arkansas											
TENNESSEE											
ALABAMA											
@Auburn											
ARKANSAS											
@Mississippi											
@South Carolina											
AUBURN											
@Florida											
@Vanderbilt											
LSU											

SEASON HIGH	PHIL TURNER	CAREER HIGH
17 at South Alabama (12-15-07)	Pts	same
4, 3x (last: at South Alabama 12-15-07)	Rebs	same
3 at South Alabama (12-15-07)	Asts	same
1, 2x (last: at TAMUCC 12-21-07)	Blks	same
3 at Loyola Marymount (12-19-07)	Stls	same
6 at South Alabama (12-15-07)	FGM	same
9 at South Alabama (12-15-07)	FGA	same
4 at South Alabama (12-15-07)	3FGM	same
6 at South Alabama (12-15-07)	3FGA	same
2 at A&M-Corpus Christi (12-21-07)	FTM	same
2, 6x (last: at TAMUCC 12-21-07)	FTA	same
26 at South Alabama (12-15-07)	Mins	same

Season/Career 10-Point Games:	2 - 2	Season/Career Double-Doubles:	0 - 0
Season/Career 20-Point Games:	0 - 0	Season/Career Team's Top Scorer:	1 - 1
Season/Career 10-Rebound Games:	0 - 0	Season/Career Team's Top Rebounder:	0 - 0
Season/Career 10-Assist Games:	0 - 0	Season/Career Team's Top Assist Man:	0 - 0

PHIL TURNER'S CAREER STATISTICS

Season	G-GS	Min	FGs	Pct	3FGs	Pct	FTs	Pct	Rebs	Ast	TO	Blk	Stl	Points
2007-08	12-1	172	19-50	.380	11-30	.367	6-12	.500	23-19	11	10	2	15	55-4.6
Totals	12-1	172	19-50	.380	11-30	.367	6-12	.500	23-19	11	10	2	15	55-4.6

SEASON HIGH	RILEY BENOCK	CAREER HIGH
10 vs UT Martin (11-17-07)	Pts	same
4 vs Southeastern Louisiana (12-8-07)	Rebs	same
4 vs UT Martin (11-17-07)	Asts	same
--	Blks	same
1, 3x (last: at TAMUCC 12-21-07)	Stls	same
3 vs UT Martin (11-17-07)	FGM	same
4 vs Southeastern Louisiana (12-8-07)	FGA	same
3 vs UT Martin (11-17-07)	3FGM	same
3, 4x (last: vs Southeastern La. 12-8-07)	3FGA	same
1 vs UT Martin (11-17-07)	FTM	same
2 vs UT Martin (11-17-07)	FTA	same
15 vs UT Martin (11-17-07)	Mins	same

Season/Career 10-Point Games:	1 - 1	Season/Career Double-Doubles:	0 - 0
Season/Career 20-Point Games:	0 - 0	Season/Career Team's Top Scorer:	0 - 0
Season/Career 10-Rebound Games:	0 - 0	Season/Career Team's Top Rebounder:	0 - 0
Season/Career 10-Assist Games:	0 - 0	Season/Career Team's Top Assist Man:	0 - 0

RILEY BENOCK'S CAREER STATISTICS

Season	G-GS	Min	FGs	Pct	3FGs	Pct	FTs	Pct	Rebs	Ast	TO	Blk	Stl	Points
2007-08	11-0	103	8-21	.381	7-18	.389	1-2	.500	14-13	10	4	0	3	24-2.2
Totals	11-0	103	8-21	.381	7-18	.389	1-2	.500	14-13	10	4	0	3	24-2.2



24 KODI AUGUSTUS 24

6-8 • 220 • FR. • F
BATON ROUGE, LA (MAINE CENTRAL INST.)

First-year combo forward from Baton Rouge, La., by way of Maine Central Institute... Owns excellent three-point shooting touch as well as having the ability to post up smaller defenders in the post... Averaging 2.0 points (4-10 FGs; 2-5 treys & 4-7 FTs) and 1.6 rebounds per game in seven appearances on the year... High point of rookie campaign thus far was the Southeastern Louisiana contest in which he set season highs for points (8), field goals made (3) and attempted (5), 3-pointers made (2), rebounds (6) and minutes played (11)... Had totalled just three points, three rebounds, 0-of-3 field goals, 0-of-2 three-point field goals and 21 minutes over his four previous outings combined prior to the SLU contest... Subsequently hit a field goal in his only attempt and made 1-of-2 free throws, as well as collecting his first two assists and first steal of the campaign, in 10-minute stint at Loyola Marymount... Hit 3-of-5 charity tosses and grabbed a rebound in four minutes against Murray State... Collected a pair of rebounds and misfired on two 3-pointers in collegiate debut versus Louisiana Tech... Rated as the nation's No. 20 post-graduate player by *Scout.com* a year ago at Maine Central Institute in Pittsfield, Maine... Spent the 2005-06 campaign playing for Willowridge High School in Houston, Texas... Previously attended Baton Rouge's Tara High School... Cousin of current WNBA standout and former LSU All-American Seimone Augustus.

KODI AUGUSTUS' GAME-BY-GAME STATS (2007-08)


Opponent	FG	3FG	FT	Reb	PF	Pts	Ast	TO	BS	Stl	Min
LA. TECH	0-2	0-2	0-0	2	1	0	0	0	0	0	9
CLEMSON	Did Not Play										
UT MARTIN	0-1	0-0	0-0	0	2	0	0	3	1	0	7
UC Irvine	0-0	0-0	0-0	0	0	0	0	0	0	0	1
Southern Illinois	Did Not Play										
Miami (OH)	Did Not Play										
MURRAY ST.	0-0	0-0	3-5	1	1	3	0	1	0	0	4
SE LOUISIANA	3-5	2-2	0-0	6	1	8	0	2	0	0	11
MIAMI (FL)	Did Not Play										
@South Alabama	Did Not Play										
@Loyola M'mount	1-1	0-0	1-2	2	3	3	2	0	0	1	10
@TAMU-CC	0-1	0-1	0-0	0	0	0	0	0	0	0	4
MISSOURI											
Lafayette											
@LSU											
GEORGIA											
KENTUCKY											
@Alabama											
MISSISSIPPI											
@Arkansas											
TENNESSEE											
ALABAMA											
@Auburn											
ARKANSAS											
@Mississippi											
@South Carolina											
AUBURN											
@Florida											
@Vanderbilt											
LSU											

SEASON HIGH	KODI AUGUSTUS	CAREER HIGH
8 vs Southeastern Louisiana (12-8-07)	Pts	same
6 vs Southeastern Louisiana (12-8-07)	Rebs	same
2 at Loyola Marymount (12-19-07)	Asts	same
1 vs UT Martin (11-17-07)	Blks	same
1 at Loyola Marymount (12-19-07)	Stls	same
3 vs Southeastern Louisiana (12-8-07)	FGM	same
5 vs Southeastern Louisiana (12-8-07)	FGA	same
2 vs Southeastern Louisiana (12-8-07)	3FGM	same
2, 2x (last: vs Southeastern La. 12-8-07)	3FGA	same
3 vs Murray State (12-1-07)	FTM	same
5 vs Murray State (12-1-07)	FTA	same
11 vs Southeastern Louisiana (12-8-07)	Mins	same

Season/Career 10-Point Games:	0 - 0	Season/Career Double-Doubles:	0 - 0
Season/Career 20-Point Games:	0 - 0	Season/Career Team's Top Scorer:	0 - 0
Season/Career 10-Rebound Games:	0 - 0	Season/Career Team's Top Rebounder:	0 - 0
Season/Career 10-Assist Games:	0 - 0	Season/Career Team's Top Assist Man:	0 - 0

KODI AUGUSTUS' CAREER STATISTICS

Season	G-GS	Min	FGs	Pct	3FGs	Pct	FTs	Pct	Rebs	Ast	TO	Blk	Stl	Points
2007-08	7-0	46	4-10	.400	2-5	.400	4-7	.571	11-16	2	6	1	1	14-20
Totals	7-0	46	4-10	.400	2-5	.400	4-7	.571	11-16	2	6	1	1	14-20



45 ELGIN BAILEY 45

6-8 • 265 • FR. • F/C
NEW ORLEANS, LA (BELAIRE HS)

Frontcourt rookie from the talent-laden Louisiana high school ranks... Skilled, left-handed post player who can step out and hit the 15-foot jumper as well as score down low... Runs the floor well for a big man... Averaging 1.9 points and 2.2 rebounds per game in 10 appearances as a true freshman... Hitting 44 percent from the field (7-16 FGs) and only 29 percent from the line (5-17 FTs) on the year... Has scored in seven of his 10 outings and collected at least one rebound in all but two of his rookie appearances for the season... Most recently tallied a season-high five points (1-5 FGs but 3-4 FTs) and matched his season best with five rebounds (3 off.) in seven minutes at Texas A&M-Corpus Christi... Also pulled down five boards in nine-minute stint at Loyola Marymount the game prior... Has totalled 10 rebounds and shot eight free throws in his last two outings (TAMUCC & LMU)... Played a season-most 14 minutes in home win over Southeastern Louisiana, totalling two points, four rebounds (3 off.) as well as being credited with an assist and a steal... Had three points, three boards, a block and a steal in eight minutes against Murray State... Tallied four points (2-2 FGs) in eight minutes while adding two rebounds and a steal in home triumph over UT Martin... Split his prep playing career between Belaire High School and Glen Oaks High School in Baton Rouge, but considers New Orleans as his hometown.

ELGIN BAILEY'S GAME-BY-GAME STATS (2007-08)


Opponent	FG	3FG	FT	Reb	PF	Pts	Ast	TO	BS	Stl	Min
LA. TECH	1-3	0-0	0-2	1	0	2	0	0	0	0	8
CLEMSON	1-2	0-0	0-0	1	2	2	0	0	0	0	3
UT MARTIN	2-2	0-0	0-0	2	1	4	0	2	0	1	8
UC Irvine	0-0	0-0	0-2	0	0	0	0	0	0	0	4
Southern Illinois	0-0	0-0	0-0	1	2	0	0	1	0	0	6
Miami (OH)	Did Not Play										
MURRAY ST.	1-2	0-0	1-3	3	1	3	0	2	1	1	8
SE LOUISIANA	1-2	0-0	0-2	4	0	2	1	1	0	1	14
MIAMI (FL)	Did Not Play										
@South Alabama	0-0	0-0	0-0	0	1	0	0	0	0	0	2
@Loyola M'mount	0-0	0-0	1-4	5	2	1	0	1	0	0	9
@TAMU-CC	1-5	0-0	3-4	5	3	5	0	1	1	0	7
MISSOURI											
Lafayette											
@LSU											
GEORGIA											
KENTUCKY											
@Alabama											
MISSISSIPPI											
@Arkansas											
TENNESSEE											
ALABAMA											
@Auburn											
ARKANSAS											
@Mississippi											
@South Carolina											
AUBURN											
@Florida											
@Vanderbilt											
LSU											

SEASON HIGH	ELGIN BAILEY	CAREER HIGH
5 at A&M-Corpus Christi (12-21-07)	Pts	same
5, 2x (last: at TAMUCC 12-21-07)	Rebs	same
1 vs Southeastern Louisiana (12-8-07)	Asts	same
1, 2x (last: at TAMUCC 12-21-07)	Blks	same
1, 3x (last: vs Southeastern La. 12-8-07)	Stls	same
2 vs UT Martin (11-17-07)	FGM	same
5 at A&M-Corpus Christi (12-21-07)	FGA	same
--	3FGM	same
--	3FGA	same
3 at A&M-Corpus Christi (12-21-07)	FTM	same
4, 2x (last: at TAMUCC 12-21-07)	FTA	same
14 vs Southeastern Louisiana (12-8-07)	Mins	same

Season/Career 10-Point Games:	0 - 0	Season/Career Double-Doubles:	0 - 0
Season/Career 20-Point Games:	0 - 0	Season/Career Team's Top Scorer:	0 - 0
Season/Career 10-Rebound Games:	0 - 0	Season/Career Team's Top Rebounder:	0 - 0
Season/Career 10-Assist Games:	0 - 0	Season/Career Team's Top Assist Man:	0 - 0

ELGIN BAILEY'S CAREER STATISTICS

Season	G-GS	Min	FGs	Pct	3FGs	Pct	FTs	Pct	Rebs	Ast	TO	Blk	Stl	Points
2007-08	10-0	69	7-16	.438	0-0	.000	5-17	.294	22-22	1	8	2	3	19-19
Totals	10-0	69	7-16	.438	0-0	.000	5-17	.294	22-22	1	8	2	3	19-19



2 **RAVERN JOHNSON** 2

6-7 • 175 • Fr. • G/F

LYON, MS (COAHOMA COUNTY HS)

Freshman swingman from the Mississippi high school ranks... Long, athletic performer gives the Bulldogs versatility on the perimeter... Noted as an outstanding three-point marksman with high-arching stroke from outside... Also excels in the transition game... Averaging 1.9 points and 0.8 rebounds per game in eight back-up appearances as a true freshman, though has recently seen significant playing time in MSU's recent road wins at Texas A&M-Corpus Christi and Loyola Marymount... Has put together back-to-back, six-point efforts on combined 5-of-7 shooting (2-4 treys) vs. TAMUCC and LMU after having scored but three total points on just 1-of-8 shooting during his six previous appearances combined... Hit both three-point attempts (after missing first four treys of the season), collected a pair of rebounds and had an assist in eight minutes at A&M-Corpus Christi... Totalled six points (3-5 FGs), season-high three rebounds, two assists and a block in season-most 11 minutes the game prior at Loyola Marymount... Had totalled just three points (1-8 FGs & 0-2 treys), one rebound and one assist in 23 total minutes of playing time in six prior outings combined before the Dec. 19 contest at LMU... Two-time all-state performer at Coahoma County HS, earning the Mississippi Player of the Year honor by *Gatorade* his senior season and being chosen Mississippi's Mr. Basketball by *The Clarion-Ledger* newspaper as a prep junior... First name is pronounced RAY-vern.

RAVERN JOHNSON'S GAME-BY-GAME STATS (2007-08)

Opponent	FG	3FG	FT	Reb	PF	Pts	Ast	TO	BS	Stl	Min
LA. TECH	0-2	0-0	0-0	1	1	0	0	0	0	0	4
CLEMSON						Did Not Play					
UT MARTIN	1-3	0-0	0-0	0	0	2	0	0	0	0	6
UC Irvine	0-1	0-0	0-0	0	0	0	0	0	0	0	1
Southern Illinois						Did Not Play					
Miami (OH)						Did Not Play					
MURRAY ST.	0-0	0-0	0-0	0	0	0	0	1	0	0	5
SE LOUISIANA	0-1	0-1	1-2	0	0	1	1	1	0	1	6
MIAMI (FL)						Did Not Play					
@South Alabama	0-1	0-1	0-0	0	0	0	0	0	0	0	1
@Loyola M'mount	3-5	0-2	0-1	3	1	6	2	0	1	0	11
@TAMU-CC	2-2	2-2	0-0	2	0	6	1	0	0	0	8
MISSOURI											
Lafayette											
@LSU											
GEORGIA											
KENTUCKY											
@Alabama											
MISSISSIPPI											
@Arkansas											
TENNESSEE											
ALABAMA											
@Auburn											
ARKANSAS											
@Mississippi											
@South Carolina											
AUBURN											
@Florida											
@Vanderbilt											
LSU											

SEASON HIGH	RAVERN JOHNSON	CAREER HIGH
6, 2x (last: at TAMUCC 12-21-07)	Pts	same
3 at Loyola Marymount (12-19-07)	Rebs	same
2 at Loyola Marymount (12-19-07)	Asts	same
1 at Loyola Marymount (12-19-07)	Blks	same
1 vs Southeastern Louisiana (12-8-07)	Stls	same
3 at Loyola Marymount (12-19-07)	FGM	same
5 at Loyola Marymount (12-19-07)	FGA	same
2 at A&M-Corpus Christi (12-21-07)	3FGM	same
2, 2x (last: at TAMUCC 12-21-07)	3FGA	same
1 vs Southeastern Louisiana (12-8-07)	FTM	same
2 vs Southeastern Louisiana (12-8-07)	FTA	same
11 at Loyola Marymount (12-19-07)	Mins	same

Season/Career 10-Point Games:	0 - 0	Season/Career Double-Doubles:	0 - 0
Season/Career 20-Point Games:	0 - 0	Season/Career Team's Top Scorer:	0 - 0
Season/Career 10-Rebound Games:	0 - 0	Season/Career Team's Top Rebounder:	0 - 0
Season/Career 10-Assist Games:	0 - 0	Season/Career Team's Top Assist Man:	0 - 0

RAVERN JOHNSON'S CAREER STATISTICS

Season	G-GS	Min	FGs	Pct	3FGs	Pct	FTs	Pct	Rebs	Ast	TO	Blk	Stl	Points
2007-08	8-0	42	6-15	.400	2-6	.333	1-3	.333	6-0.8	4	2	1	1	15-1.9
Totals	8-0	42	6-15	.400	2-6	.333	1-3	.333	6-0.8	4	2	1	1	15-1.9

Mississippi State Men's Basketball
Mississippi State Combined Team Statistics (as of Dec 22, 2007)
All games

RECORD:	OVERALL	HOME	AWAY	NEUTRAL
ALL GAMES.....	(7-5)	(4-2)	(2-1)	(1-2)
CONFERENCE.....	(0-0)	(0-0)	(0-0)	(0-0)
NON-CONFERENCE.....	(7-5)	(4-2)	(2-1)	(1-2)

## Player	GP-GS	Min--Avg	---TOTAL---		---3-PTS---		FT-FTA	Pct	---REBOUNDS---				PF	FO	A	TO	Blk	Stl	Pts	Avg
			FG-FGA	Pct	3FG-FGA	Pct			Off	Def	Tot	Avg								
44 Gordon, Jamont.....	12-12	380 31.7	72-164	.439	20-60	.333	46-66	.697	16	59	75	6.3	26	0	52	44	7	16	210	17.5
23 Rhodes, Charles....	12-11	339 28.3	78-141	.553	0-2	.000	31-51	.608	36	52	88	7.3	36	2	12	29	16	11	187	15.6
22 Stewart, Barry.....	12-12	403 33.6	48-110	.436	23-60	.383	22-31	.710	14	42	56	4.7	23	1	38	30	2	16	141	11.8
11 Hansbrough, Ben....	12-12	362 30.2	35-92	.380	21-67	.313	20-23	.870	5	37	42	3.5	22	0	31	18	1	15	111	9.3
32 Varnado, Jarvis....	12-12	315 26.3	31-55	.564	0-1	.000	6-19	.316	33	59	92	7.7	36	3	7	16	56	6	68	5.7
25 Turner, Phil.....	12-1	172 14.3	19-50	.380	11-30	.367	6-12	.500	9	14	23	1.9	17	1	11	10	2	15	55	4.6
21 Johnson, Brian.....	11-0	147 13.4	16-26	.615	0-2	.000	6-9	.667	19	16	35	3.2	19	0	2	18	7	6	38	3.5
15 Benock, Riley.....	11-0	103 9.4	8-21	.381	7-18	.389	1-2	.500	1	13	14	1.3	8	0	10	4	0	3	24	2.2
24 Augustus, Kodi.....	7-0	46 6.6	4-10	.400	2-5	.400	4-7	.571	3	8	11	1.6	8	0	2	6	1	1	14	2.0
45 Bailey, Elgin.....	10-0	69 6.9	7-16	.438	0-0	.000	5-17	.294	9	13	22	2.2	12	0	1	8	2	3	19	1.9
02 Johnson, Ravern....	8-0	42 5.3	6-15	.400	2-6	.333	1-3	.333	2	4	6	0.8	2	0	4	2	1	1	15	1.9
14 Bryant, Rod.....	4-0	4 1.0	2-2	1.000	0-0	.000	0-1	.000	0	1	1	0.3	0	0	0	1	0	0	4	1.0
33 Bolen, Brandon.....	6-0	7 1.2	0-1	.000	0-0	.000	1-2	.500	1	1	2	0.3	1	0	0	2	0	0	1	0.2
03 Begley, Billy.....	4-0	5 1.3	0-1	.000	0-0	.000	0-0	.000	0	1	1	0.3	1	0	0	1	0	0	0	0.0
10 Iupe, Joseph.....	6-0	6 1.0	0-0	.000	0-0	.000	0-0	.000	0	1	1	0.2	0	0	0	0	0	0	0	0.0
TEAM.....									15	18	33	2.8	0			5				
<hr/>																				
Total.....	12	2400	326-704	.463	86-251	.343	149-243	.613	163	339	502	41.8	211	7	170	194	95	93	887	73.9
Opponents.....	12	2400	268-708	.379	76-225	.338	149-215	.693	144	268	412	34.3	226	-	140	182	30	86	761	63.4

TEAM STATISTICS	MS	OPP	DATE	OPPONENT	W/L	SCORE	ATTEND
<hr/>							<hr/>
SCORING.....	887	761	11-10-07	LOUISIANA TECH	W	75-45	10153
Points per game.....	73.9	63.4	11-15-07	CLEMSON	L	82-84	9950
Scoring margin.....	+10.5	-	11-17-07	UT MARTIN	W	86-70	9950
FIELD GOALS-ATT.....	326-704	268-708	#11-22-07	vs UC Irvine	W	68-53	1387
Field goal pct.....	.463	.379	#11-23-07	vs Southern Illinois	L	49-63	1447
3 POINT FG-ATT.....	86-251	76-225	#11-25-07	vs Miami (OH)	L	60-67	2447
3-point FG pct.....	.343	.338	12-01-07	MURRAY STATE	W	78-61	7787
3-pt FG made per game..	7.2	6.3	12-08-07	SOUTHEASTERN LOUISIANA	W	84-59	7719
FREE THROWS-ATT.....	149-243	149-215	12-13-07	MIAMI (FL)	L	58-64	7912
Free throw pct.....	.613	.693	+12-15-07	at South Alabama	L	67-71	6731
REBOUNDS.....	502	412	12-19-07	at Loyola Marymount	W	85-54	1005
Rebounds per game.....	41.8	34.3	12-21-07	at Texas A&M-Corpus Christi	W	95-70	2051
Rebounding margin.....	+7.5	-					
ASSISTS.....	170	140	#	- Anaheim Classic (Anaheim, Calif.)			
Assists per game.....	14.2	11.7	+	- Coors Classic (Mobile, Ala.)			
TURNOVERS.....	194	182					
Turnovers per game.....	16.2	15.2					
Turnover margin.....	-1.0	-					
Assist/turnover ratio..	0.9	0.8					
STEALS.....	93	86					
Steals per game.....	7.8	7.2					
BLOCKS.....	95	30					
Blocks per game.....	7.9	2.5					
WINNING STREAK.....	2	-					
Home win streak.....	0	-					
ATTENDANCE.....	53471	15068					
Home games-Avg/Game....	6-8912	3-3262					
Neutral site-Avg/Game..	-	3-1760					

SCORE BY PERIODS:	1st	2nd	Total
<hr/>			
Mississippi State.....	427	460	- 887
Opponents.....	348	413	- 761

2007-08 MISSISSIPPI STATE BASKETBALL RESULTS (7-5)

<u>Date (TV)</u>	<u>Opponent (MSU Rank/Opp Rank)</u>	<u>Score</u>	<u>+/-</u>	<u>W</u> <u>L</u>	<u>Overall Record</u>	<u>SEC Record</u>	<u>Attend</u>	<u>Leading Scorer</u>	<u>Leading Rebounder</u>
11-10	LOUISIANA TECH (NR/NR)	75-45	+30	W	1-0		10,153	Gordon - 21	Stewart - 11
11-15 (FSN/SUN)	CLEMSON (NR/NR)	82-84	-2		1-1		9,950	Gordon - 23	Varnado, Gordon - 12
11-17	UT MARTIN (NR/NR)	86-70	+16	W	2-1		9,950	Hansbrough - 20	Varnado - 16
11-22 (ESPNU)	#UC Irvine (NR/NR)	68-53	+15	W	3-1		1,387	Stewart - 18	Rhodes - 11
11-23 (ESPN2)	#Southern Illinois (NR/#18)	49-63	-14		3-2		1,447	Gordon - 20	Varnado - 7
11-25 (ESPN2)	#Miami [OH] (NR/NR)	60-67	-7		3-3		2,447	Rhodes - 25	Rhodes - 10
12-1	MURRAY STATE (NR/NR)	78-61	+17	W	4-3		7,787	Rhodes - 22	Varnado - 7
12-8 (CSS)	SOUTHEASTERN LOUISIANA (NR/NR)	84-59	+25	W	5-3		7,719	Gordon - 25	Rhodes, Gordon - 7
12-13 (FSN/SUN)	MIAMI [FL] (NR/NR)	58-64	-6		5-4		7,912	Gordon, Stewart - 18	Gordon - 9
12-15 (CSS)	*at South Alabama (NR/NR)	67-71	-4		5-5		6,731	Turner - 17	Gordon - 13
12-19	at Loyola Marymount	85-54	+31	W	6-5		1,005	Gordon - 25	Rhodes - 10
12-21 (CSS)	at Texas A&M-Corpus Christi (NR/NR)	95-70	+25	W	7-5		2,051	Rhodes - 26	Rhodes - 10

- Anaheim Classic (Anaheim, CA); * - Coors Classic (Mobile, AL)

MISCELLANEOUS MSU INDIVIDUAL STATISTICS

Games Scoring in Double Figures: Gordon 11, Rhodes 11, Stewart 7, Hansbrough 5, Turner 2, B. Johnson 1, Varnado 1, Benock 1.

Games Scoring 20+ Points: Gordon 5, Rhodes 3, Hansbrough 1.

Games Scoring 30+ Points: --

Games Rebounding in Double Figures: Rhodes 4, Varnado 3, Gordon 2, Stewart 1.

Games with Double Figures in Assists: --

Games with Double Figures in Points & Rebounds/Assists: Rhodes 4, Gordon 1, Stewart 1.

Games as Team's High Scorer (or co-leader): Gordon 6, Rhodes 3, Stewart 2, Hansbrough 1, Turner 1.

Games as Team's High Rebounder (or co-leader): Rhodes 5, Varnado 4, Gordon 4, Stewart 1.

Games as Team's Leader in Assists (or co-leader): Gordon 10, Hansbrough 4, Stewart 3.

MISSISSIPPI STATE'S RECORD WHEN...

MSU leads at halftime	7-2
MSU trails at halftime	0-3
MSU is tied at halftime	0-0
MSU shoots 45% or better from field	5-0
MSU shoots less than 45% from field	2-5
MSU opponent shoots less than 45% from field	7-3
MSU opponent shoots 45% or better from field	0-2
MSU outrebounds (or ties) the opponent	6-4
MSU is outrebounded by the opponent	1-1
MSU commits fewer turnovers than opponent	5-1
MSU commits more turnovers than opponent	2-4
MSU commits same number of turnovers as opponent	0-0
MSU wins the opening tip-off	6-2
MSU loses the opening tip-off	1-3
MSU holds opponent to 65 points or less	5-2
MSU is involved in games decided by 5 points or less	0-2

MSU'S RECORD BY STARTING LINEUP

Gordon, Hansbrough, Rhodes, Stewart, Varnado	7-4
Gordon, Hansbrough, Stewart, Turner, Varnado	0-1

MISCELLANEOUS MSU WIN-LOSS RECORDS

All Games	7-5
Home Games	4-2
Road Games	2-1
Neutral-site Games	1-2
Non-SEC Games	7-5
Non-SEC Home Games	4-2
Non-SEC Road Games	2-1
Non-SEC Neutral Games	1-2
SEC Regular Season	0-0
SEC Home Games	0-0
SEC Road Games	0-0
SEC Western Division	0-0
SEC Eastern Division	0-0
SEC Tournament Games	0-0
In-season Tournament Games	1-2
November Games	3-3
December Games	4-2
January Games	0-0
February Games	0-0
March Games	0-0
Monday Games	0-0
Tuesday Games	0-0
Wednesday Games	1-0
Thursday Games	1-2
Friday Games	1-1
Saturday Games	4-1
Sunday Games	0-1
Overtime Games	0-0
Television Games	3-5
vs. Ranked Opponents	0-1

Largest Lead Surrendered in Loss:
13 at South Alabama (57-44)

Largest Halftime Lead Surrendered in Loss:
2 at South Alabama (32-30)

Largest Deficit Overcome in Win:
6 at Texas A&M-Corpus Christi (15-9)

Largest Halftime Deficit Overcome in Win:
--

Largest Lead At Any Time:
36 vs Louisiana Tech (75-39)

Largest Deficit At Any Time:
17 vs Southern Illinois (61-44)

Largest Lead Surrendered in Loss:	--
Largest Halftime Lead Surrendered in Loss:	--
Largest Deficit Overcome in Win:	--
Largest Halftime Deficit Overcome in Win:	--
Largest Lead At Any Time:	--
Largest Deficit At Any Time:	--

Charles Rhodes	29
Jarvis Varnado	12
Brian Johnson	7
Jamont Gordon	2
Barry Stewart	2
Phil Turner	1
Ravern Johnson	1
TEAM TOTAL	54

TEAM TOTAL 0

Jamont Gordon	3
Barry Stewart	2
TEAM TOTAL	5

TEAM TOTAL 0

All games*: 68,539 in 12 games -- 5,712 per game
Home games*: 53,471 in 6 games -- 8,912 per game
Away games: 9,787 in 3 games -- 3,262 per game
Neutral-site games: 5,281 in 3 games -- 1,760 per game
* - Home attendance based on total tickets sold/distributed

All games*: --
Home games*: --
Away games: --
Neutral-site games: --
* - Home attendance based on total tickets sold/distributed

Diff.	1	2	3	4	5	6	7	8	9	10	11	12	13	14	15	16	17	18	19	20	21+
Won															1	1	1				4
Lost		1		1		1	1							1							

[illegible]

2007-08 MISSISSIPPI STATE BASKETBALL SUPERLATIVES

TEAM SUPERLATIVES

	<i>MSU High</i>	<i>MSU Low</i>	<i>Opponent High</i>	<i>Opponent Low</i>
Points Scored	.95 vs Texas A&M-Corpus Christi	49 vs Southern Illinois	84 by Clemson	45 by Louisiana Tech
Points, 1st Half	.51 vs Texas A&M-Corpus Christi	24 vs Miami [OH]	40 by Texas A&M-Corpus Christi	14 by Louisiana Tech
Points, 2nd Half	.50 vs Clemson	21 vs Southern Illinois	45 by Clemson	19 by UC Irvine
Scoring Margin	.+31 vs Loyola Marymount (85-54)	-14 vs Southern Illinois (49-63)	+14 by Southern Illinois (63-49)	-31 by Loyola Marymount (54-85)
FG Made	.34 vs Loyola Marymount	18 vs Southern Illinois	27 by Murray State	17 by Louisiana Tech
FG Attempted	.71 vs Louisiana Tech	42 vs Southern Illinois	78 by UT Martin	45 by Southern Illinois
FG Percentage	.58.6 vs LMU (34-58)	37.7 vs USA & UM [FL] (23-61)	49.1 by South Alabama (26-53)	27.4 by Louisiana Tech (17-62)
3-pt FG Made	.10 vs UT Martin	3 vs Miami [OH]	11 by TAMUCC & UT Martin	1 by Southeastern Louisiana
3-pt FG Attempted	.30 vs South Alabama	15 vs Murray State	36 by UT Martin	11 by Southeastern Louisiana
3-pt FG Percentage	.56.3 vs A&M-Corpus Christi (9-16)	18.8 vs Miami [OH] (3-16)	58.8 by South Alabama (10-17)	9.1 by Southeastern Louisiana (1-11)
FT Made	.22 vs Texas A&M-Corpus Christi	6 vs Miami [FL] & SIU	28 by Clemson	3 by Murray State
FT Attempted	.32 vs Texas A&M-Corpus Christi	9 vs Southern Illinois	38 by Clemson	4 by Murray State
FT Percentage	.78.3 vs Murray State (18-23)	30.8 vs LMU (8-26)	94.4 by Southern Illinois (17-18)	42.9 by South Alabama (9-21)
Rebounds	.51 vs Clemson	29 vs Southern Illinois	52 by Louisiana Tech	24 by Southeastern La. & SIU
Off. Rebounds	.21 vs Clemson	9 vs Miami [FL] & SIU	21 by Clemson	6 by Southeastern La. & SIU
Def. Rebounds	.38 vs UT Martin	20 vs Southern Illinois	37 by Louisiana Tech	16 by TAMUCC & Murray State
Rebound Margin	.+15 vs TAMUCC & SLU	-6 vs Louisiana Tech (46-52)	+6 by Louisiana Tech (52-46)	-15 by TAMUCC & SLU
Assists	.25 vs Loyola Marymount	10 vs four teams	18 by Miami [OH]	7 by Southeastern La. & La. Tech
Turnovers	.25 vs UT Martin	4 vs Louisiana Tech	23 by Loyola Marymount	7 by Miami [OH]
Blocked Shots	.12 vs LMU & Miami [FL]	3 vs Southern Illinois	6 by TAMUCC & Miami [FL]	0 by Loyola Marymount
Steals	.14 vs Loyola Marymount	4 vs Miami [FL] & Miami [OH]	13 by Loyola Marymount	0 by Texas A&M-Corpus Christi
Personal Fouls	.28 vs Clemson	10 vs Murray State	23 by Loyola Marymount	12 by Miami [FL]
Dunks	.7 vs UT Martin	1 vs UC Irvine		

INDIVIDUAL SUPERLATIVES

	<i>MSU Player High</i>	<i>Opponent Player High</i>
Points Scored	.26 by Charles Rhodes vs Texas A&M-Corpus Christi	39 by Demetric Bennett (South Alabama)
Field Goals Made	.11 by Charles Rhodes vs Miami [OH]	14 by Demetric Bennett (South Alabama)
Field Goals Attempted	.19 by Jamont Gordon vs Miami [FL]	23 by Marquis Weddle (UT Martin)
Field Goal Pct. (min 10 FGA)	.73.3 by Charles Rhodes vs Miami [OH] (11-15)	82.4 by Demetric Bennett (South Alabama; 14-17)
3-Point Field Goals Made	.5 by Barry Stewart vs Miami [FL]; 5 by Jamont Gordon vs Loyola Marymount	6 by Demetric Bennett (South Alabama)
3-Point Field Goals Attempted	.10 by Ben Hansbrough vs South Alabama	12 by Lester Hudson (UT Martin)
3-Point Field Goal Pct. (min 5 FGA)	.71.4 by Jamont Gordon vs Loyola Marymount (5-7)	100.0 by Demetric Bennett (South Alabama; 6-6)
Free Throws Made	.8 by Jamont Gordon vs Southeastern Louisiana	9 by Randal Falker (Southern Illinois); 9 by Michael Bramos (Miami [OH])
Free Throws Attempted	.10 by Jamont Gordon vs Southeastern La. & Clemson	11 by Michael Bramos (Miami [OH])
Free Throw Pct. (min 8 FTA)	.80.0 by Jamont Gordon vs Southeastern La. (8-10)	100.0 by Demontez Stitt (Clemson; 8-8)
Rebounds	.16 by Jarvis Varnado vs UT Martin	15 by Kyle Gibson (Louisiana Tech)
Offensive Rebounds	.6 by Jarvis Varnado vs Clemson	6 by James Mays (Clemson); 6 by Justin Reynolds (Texas A&M-Corpus Christi)
Defensive Rebounds	.13 by Jarvis Varnado vs UT Martin	13 by Kyle Gibson (Louisiana Tech)
Assists	.7 by Jamont Gordon & Ben Hansbrough vs LMU	10 by Tyler Dierkers (Miami [OH])
Turnovers	.6 by Jamont Gordon vs Miami [FL] & Clemson	5 by Gerald Robinson (UT Martin); 5 by Demontez Stitt (Clemson); 5 by Warrell Span & Kevyn Green (Southeastern La.); 5 by Terron Sutton (Loyola Marymount)
Blocked Shots	.10 by Jarvis Varnado vs Miami [FL]	4 by Jimmy Graham (Miami [FL])
Steals	.4 by Barry Stewart vs Murray State	6 by Bryan Mullins (Southern Illinois)

2007-08 MISSISSIPPI STATE GAME-BY-GAME TEAM STATISTICS

<u>Opponent</u>	<u>Score</u>	<u>1H/2H/OT</u>	<u>FGM-FGA</u>	<u>Pct</u>	<u>3GM-3GA</u>	<u>Pct</u>	<u>FTM-FTA</u>	<u>Pct</u>	<u>OR-DR-TR</u>	<u>PF-D</u>	<u>A</u>	<u>TO</u>	<u>BS</u>	<u>ST</u>
Louisiana Tech	45	14/31	17-62	.274	6-20	.300	5-10	.500	15-37-52	18-0	7	22	3	3
@Mississippi State	75	30/45	27-71	.380	8-25	.320	13-20	.650	12-34-46	13-0	13	4	10	6
Clemson	84	39/45	24-70	.343	8-21	.381	28-38	.737	21-21-42	22-0	14	13	3	9
@Mississippi State	82	32/50	28-64	.438	7-24	.292	19-31	.613	21-30-51	28-2	10	19	10	5
UT Martin	70	30/40	25-78	.321	11-36	.306	9-14	.643	19-19-38	21-0	11	14	1	9
@Mississippi State	86	41/45	33-60	.550	10-22	.455	10-16	.625	12-38-50	14-0	21	25	9	6
Mississippi State#	68	41/27	24-55	.436	7-18	.389	13-20	.650	12-31-43	17-0	13	17	5	6
UC Irvine	53	34/19	19-54	.352	3-17	.176	12-18	.667	9-22-31	21-0	11	13	1	7
Mississippi State#	49	28/21	18-42	.429	7-20	.350	6-9	.667	9-20-29	18-1	11	21	3	5
Southern Illinois	63	32/31	20-45	.444	6-17	.353	17-18	.944	6-18-24	17-0	15	12	2	9
Mississippi State#	60	24/36	24-54	.444	3-16	.188	9-13	.692	13-23-36	18-0	10	15	8	4
Miami [OH]	67	29/38	24-52	.462	5-12	.417	14-23	.609	9-20-29	15-1	18	7	1	5
Murray State	61	24/37	27-62	.435	4-15	.267	3-4	.750	13-16-29	18-0	9	15	4	9
@Mississippi State	78	39/39	28-54	.519	4-15	.267	18-23	.783	14-22-36	10-0	13	14	7	11
Southeastern Louisiana	59	27/32	23-54	.426	1-11	.091	12-15	.800	6-18-24	17-0	7	22	2	11
@Mississippi State	84	41/43	32-61	.525	7-18	.389	13-19	.684	13-26-39	15-2	10	21	6	11
Miami [FL]	64	27/37	23-66	.348	8-20	.400	10-12	.833	13-30-43	12-0	8	9	6	3
@Mississippi State	58	28/30	23-61	.377	6-24	.250	6-10	.600	9-31-40	14-0	10	10	12	4
Mississippi State*	67	32/35	23-61	.377	9-30	.300	12-24	.500	16-26-42	24-2	16	16	7	13
@South Alabama	71	30/41	26-53	.491	10-17	.588	9-21	.429	10-29-39	20-1	17	18	1	8
Mississippi State	85	40/45	34-58	.586	9-23	.391	8-26	.308	13-33-46	20-0	25	22	12	14
@Loyola Marymount	54	22/32	19-57	.333	3-15	.200	13-20	.650	10-22-32	22-1	13	23	0	13
Mississippi State	95	51/44	32-63	.508	9-16	.563	22-32	.688	19-25-44	19-0	18	10	6	8
@A&M-Corpus Christi	70	40/30	21-55	.382	11-24	.458	17-22	.773	13-16-29	22-0	10	14	6	0

- Anaheim Classic (Anaheim, CA); * - Coors Classic (Mobile, AL)

2007-08 MISSISSIPPI STATE INDIVIDUAL GAME-BY-GAME STATS

INDIVIDUAL GAME-BY-GAME POINTS, REBOUNDS, ASSISTS, BLOCKS & STEALS

<u>Opponent</u>	<u>Augustus</u>	<u>Bailey</u>	<u>Begley</u>	<u>Benock</u>	<u>Bolen</u>	<u>Bryant</u>	<u>Gordon</u>	<u>Hansbrough</u>
LOUISIANA TECH	0-2-0-0-0	2-1-0-0-0	0-0-0-0-0	3-1-0-0-0	0-1-0-0-0	0-0-0-0-0	*21-5-3-0-2	*11-3-3-1-1
CLEMSON	DNP	2-1-0-0-0	DNP	0-0-0-0-1	DNP	DNP	*23-12-3-0-1	*6-2-3-0-1
UT MARTIN	0-0-0-1-0	4-2-0-0-1	0-1-0-0-0	10-2-4-0-0	0-0-0-0-0	2-1-0-0-0	*10-4-6-2-1	*20-5-3-0-1
UC Irvine#	0-0-0-0-0	0-0-0-0-0	DNP	0-1-1-0-0	DNP	DNP	*15-6-4-2-1	*13-4-1-0-0
Southern Illinois#	DNP	0-1-0-0-0	DNP	DNP	DNP	DNP	*20-4-2-0-0	*5-3-6-0-1
Miami [OH]#	DNP	DNP	DNP	0-1-0-0-0	DNP	DNP	*18-6-4-2-2	*6-2-1-0-1
MURRAY STATE	3-1-0-0-0	3-3-0-1-1	0-0-0-0-0	2-2-1-0-0	0-0-0-0-0	0-0-0-0-0	*15-4-4-0-1	*9-2-2-0-2
SOUTHEASTERN LA.	8-6-0-0-0	2-4-1-0-1	0-0-0-0-0	3-4-1-0-1	0-0-0-0-0	2-0-0-0-0	*25-7-4-1-1	*10-3-1-0-1
MIAMI [FL]	DNP	DNP	DNP	0-1-0-0-0	DNP	DNP	*18-9-5-0-0	*0-4-2-0-0
@South Alabama*	DNP	0-0-0-0-0	DNP	0-0-0-0-0	DNP	DNP	*7-13-5-0-2	*16-5-1-0-3
@Loyola Marymount	3-2-2-0-1	1-5-0-0-0	DNP	3-2-0-0-0	0-0-0-0-0	DNP	*25-3-7-0-3	*8-3-7-0-3
@A&M-Corpus Christi	0-0-0-0-0	5-5-0-1-0	DNP	3-0-3-0-1	1-1-0-0-0	DNP	*13-2-5-0-2	*7-6-1-0-1

<u>Opponent</u>	<u>Lupe</u>	<u>B. Johnson</u>	<u>R. Johnson</u>	<u>Rhodes</u>	<u>Stewart</u>	<u>Turner</u>	<u>Varnado</u>
LOUISIANA TECH	0-0-0-0-0	4-2-0-0-0	0-1-0-0-0	*17-7-2-2-1	*13-11-3-1-0	0-4-2-0-2	*4-5-0-6-0
CLEMSON	DNP	10-3-0-0-0	DNP	*17-6-1-4-0	*12-6-2-0-2	5-4-1-0-0	*7-12-0-6-0
UT MARTIN	0-0-0-0-0	0-4-0-0-0	2-0-0-0-0	*15-5-2-3-1	*9-4-4-0-2	6-0-1-0-0	*8-16-1-3-0
UC Irvine#	DNP	6-5-1-0-0	0-0-0-0-0	*11-11-1-1-3	*18-6-2-0-0	3-2-2-0-2	*2-6-1-2-0
Southern Illinois#	DNP	2-2-0-0-0	DNP	*4-6-0-0-0	*9-3-3-1-1	3-1-0-0-1	*6-7-0-2-2
Miami [OH]#	DNP	4-3-0-1-0	DNP	*25-10-1-0-1	*5-3-4-0-0	0-3-0-0-0	*2-6-0-5-0
MURRAY STATE	0-0-0-0-0	6-4-1-1-1	0-0-0-0-0	*22-5-2-2-0	*14-5-2-0-4	2-1-0-0-1	*2-7-1-3-1
SOUTHEASTERN LA.	0-1-0-0-0	2-0-0-0-0	1-0-1-0-1	*16-7-0-1-3	*6-1-2-0-2	1-0-0-0-1	*8-3-0-4-0
MIAMI [FL]	DNP	2-2-0-1-2	DNP	*10-7-1-1-0	*18-4-1-0-1	2-0-0-0-1	*8-7-1-10-0
@South Alabama*	DNP	DNP	0-0-0-0-0	10-4-0-0-1	*8-6-6-0-2	*17-4-3-1-2	*9-10-1-6-3
@Loyola Marymount	0-0-0-0-0	2-6-0-1-3	6-3-2-1-0	*14-10-1-1-0	*10-5-5-0-1	3-1-0-0-3	*10-6-1-9-0
@A&M-Corpus Christi	0-0-0-0-0	0-4-0-3-0	6-2-1-0-0	*26-10-1-1-1	*19-2-4-0-1	13-3-2-1-2	*2-7-1-0-0

- Anaheim Classic (Anaheim, CA); * - Coors Classic (Mobile, AL)