



Mississippi State Bulldogs (11-1) vs. North Florida Ospreys (5-10)

Basketball Media Relations

288 Lakeview Drive, Mississippi State, MS 39762

GREGG ELLIS, Primary Contact

(W) 662.325.3595 | (C) 662.322.0145 | gellis@athletics.msstate.edu

Twitter: @msusportsgregg & @HailStateMBK | www.hailstate.com

Mary Catherine Molay, Secondary Contact

(C) 205.907.7069 | mcmolay@athletics.msstate.edu

Twitter: @guacamolay85

SERIES INFORMATION

Series: First Meeting

Home: NA

Away: NA

Neutral: NA

Last Meeting: NA

Mississippi State Coach: Ben Howland

MSU Record: 41-34, 3rd year

Career Record: 442-240, 22nd year

vs. North Florida: First Meeting

North Florida Coach: Matthew Driscoll

North Florida Record: 138-141, 9th year

Career Record: 164-218, 12th season



GAME INFORMATION

When: Saturday, Dec. 30, 2017

Time: 4 p.m. CT

Location: Starkville, MS

Arena: Humphrey Coliseum

TV: SEC Network+

PxP: Blake DuDonis

Analyst: NA

Sideline: NA

MSU Radio Network:

PxP: Jim Ellis

Analyst: Richard Williams

Sirius/XM: NA

Projected Starting 5



0 Nick Weatherspoon

6-2 | 195 | Fr. | G
Canton, MS

PPG: _____ 10.7

APG: _____ 2.3

FG%: _____ .480

FT%: _____ .667



11 Quindary Weatherspoon

6-4 | 205 | Jr. | G
Canton, MS

PPG: _____ 13.9

RPG: _____ 6.0

FG%: _____ .518

FT%: _____ .731



23 Tyson Carter

6-4 | 165 | So. | G
Starkville, MS

PPG: _____ 11.3

RPG: _____ 2.2

FG%: _____ .453

FT%: _____ .900



24 Abdul Ado

6-11 | 250 | Fr. | F
Lagos, Nigeria

PPG: _____ 6.5

RPG: _____ 6.7

FG%: _____ .722

FT%: _____ .556



35 Aric Holman

6-10 | 225 | Jr. | F
Owensboro, KY

PPG: _____ 12.3

RPG: _____ 7.6

FG%: _____ .646

FT%: _____ .615

WHAT TO NOTE AS MSU PLAYS NORTH FLORIDA . . .

- MSU is 7-1 all-time versus the teams from the Atlantic Sun Conference. The Bulldogs' lone loss came to South Carolina-Upstate on Dec. 20, 2014, in Jackson, 53-51. Their last game against an ASUN team was the following week against Jacksonville, 70-47.
- MSU has won 15 of its last 16 games in Jackson after its 70-64 win on Dec. 23 against USM.
- Freshman guard **Nick Weatherspoon** has now accounted for 10 of MSU's 13 charges taken.
- With his one block against the Golden Eagles, **Aric Holman** needs just six more to tie Gavin Ware for the eighth most in school history.
- In 29 games last year, junior All-SEC guard **Quindary Weatherspoon** dished out 53 assists. Through 12 games this season, he has 54. As a freshman, he totaled 43 in 31 games.
- The Bulldogs lead the SEC and are 10th nationally in fewest points allowed at 61.1.
- Mississippi State has shot 50 percent or better from the floor six times this season. Last year, the total was eight.
- Against Southern Miss, junior guard **Xavian Stapleton** had a season-high 12 points with a career-best four made 3-pointers. With his team trailing 54-50, he drained back-to-back treys to give MSU the lead for good.
- Mississippi State has held nine of its 12 opponents below 39 percent shooting and is second in the SEC in field goal percentage defense and 18th nationally at .379.
- Abdul Ado** has 26 blocks on the year, a total that's eighth best by an MSU freshman in school history. His 2.4 clip is third in the SEC.
- Schneider Herard's** streak of 43 games played in a row ended against Southern Miss.
- Under **Ben Howland**, MSU is 30-3 when leading at the half and 34-8 when shooting 45 percent or better from the floor.
- When **Aric Holman** scores in double-digits, the Bulldogs are 18-4 (9-1 this year).
- Mississippi State is looking for its first 12-1 start since opening the 2011-12 campaign 12-1.
- With 10 wins at Humphrey Coliseum, MSU has already matched its total from a year ago.

2017-18 MISSISSIPPI STATE SCHEDULE/RESULTS

NOVEMBER

| | | |
|----|----------------------------|----------|
| 10 | ALABAMA STATE (SECN+) | W, 96-68 |
| 18 | FLORIDA A&M (SECN+) | W, 79-48 |
| 20 | GREEN BAY (SECN+) | W, 77-68 |
| 22 | STEPHEN F. AUSTIN (SECN+) | W, 80-75 |
| 26 | JACKSONVILLE STATE (SECN+) | W, 59-56 |
| 30 | NORTH DAKOTA STATE (SECN) | W, 83-59 |

DECEMBER

| | | |
|----|-----------------------|----------|
| 3 | DAYTON (SECN) | W, 61-59 |
| 9 | NORTH GEORGIA (SECN+) | W, 95-62 |
| 12 | at Cincinnati (ESPN2) | L, 65-50 |
| 16 | UT Martin (SECN+) | W, 92-61 |
| 20 | LITTLE ROCK (SECN+) | W, 64-48 |
| 23 | vs. Southern Miss ^ | W, 70-64 |
| 30 | North Florida (SECN+) | 4 p.m. |

JANUARY

| | | |
|----|--------------------------|-----------|
| 2 | ARKANSAS (SECN) | 8 p.m. |
| 6 | at Ole Miss (SECN) | 3:30 p.m. |
| 10 | at Florida (SECN) | 6 p.m. |
| 13 | AUBURN (SECN) | 2:30 p.m. |
| 16 | VANDERBILT (SECN) | 6 p.m. |
| 20 | at Alabama (SECN) | 7:30 p.m. |
| 23 | at Kentucky (ESPN) | 8 p.m. |
| 27 | MISSOURI (SECN) | 7:30p.m. |
| 31 | at South Carolina (SECN) | 7:30 p.m. |

FEBRUARY

| | | |
|----|----------------------|--------|
| 3 | GEORGIA (ESPNU) | 5 p.m. |
| 6 | ALABAMA (SECN) | 6 p.m. |
| 10 | at Missouri (ESPN2) | 1 p.m. |
| 14 | at Vanderbilt (SECN) | 6 p.m. |

| | | |
|----|-----------------------|-----------|
| 17 | OLE MISS (SECN) | 7:30 p.m. |
| 20 | at Texas A&M (SECN) | 6 p.m. |
| 24 | SOUTH CAROLINA (SECN) | 2:30 p.m. |
| 27 | TENNESSEE (SECN) | 6 p.m. |

MARCH

| | | |
|---|---------------|------|
| 3 | at LSU (SECN) | Noon |
|---|---------------|------|

2018 SEC Tournament

| | | |
|------|-----------------------------------|-----|
| 8-12 | SEC Tournament (SECN, ESPNU, ABC) | TBA |
|------|-----------------------------------|-----|

^ - Jackson, Miss (Mississippi Coliseum)

! - St. Louis (Scottrade Arena)

2017-18 MISSISSIPPI STATE NUMERICAL ROSTER

| No. | Name | Pos. | Ht. | Wt. | Yr. | Exp. | Hometown |
|-----|-------------------------|------|------|-----|-----|------|--|
| 0 | Nick Weatherspoon | G | 6-2 | 195 | Fr. | HS | Canton, MS (Velma Jackson HS) |
| 1 | Lamar Peters | G | 6-0 | 185 | So. | 1L | New Orleans, LA (Landry-Walker HS) |
| 2 | Eli Wright | G | 6-4 | 190 | So. | 1L | Owensboro, KY (22 Feet Academy) |
| 3 | Xavian Stapleton | G | 6-6 | 210 | Jr. | 1L | Flora, MS (Louisiana Tech) |
| 5 | Mitchell Storm | F | 6-7 | 202 | So. | TR | Madison, MS (East Mississippi CC) |
| 10 | Tate Clayton | G | 6-2 | 170 | Fr. | HS | Tupelo, MS (Tupelo HS) |
| 11 | Quinnndary Weatherspoon | G | 6-4 | 205 | Jr. | 2L | Canton, MS (Velma Jackson HS) |
| 12 | Drew Davis | G | 5-10 | 165 | Sr. | 1L | Atlanta, GA (Ft. Walton Beach HS) |
| 13 | Nick Singleton | G | 6-5 | 195 | Jr. | 1L | Decatur, GA (Kennesaw State) |
| 15 | T.J. Gray | G | 6-0 | 170 | So. | HS | Columbus, MS (Columbus HS) |
| 22 | KeyShawn Feazell | F | 6-8 | 230 | Fr. | HS | New Hebron, MS (Lawrence County HS) |
| 23 | Tyson Carter | G | 6-4 | 165 | So. | 1L | Starkville, MS (Starkville HS) |
| 24 | Abdul Ado | F | 6-11 | 250 | Fr. | HS | Lagos, Nigeria (Hamilton Heights HS) |
| 34 | Schnider Herard | C | 6-10 | 260 | So. | 1L | Port-au-Prince (Prestonwood Christian) |
| 35 | Aric Holman | F | 6-10 | 225 | Jr. | 2L | Owensboro, KY (Owensboro HS) |
| 45 | E.J. Datcher | C | 6-10 | 240 | Fr. | 1L | Harpersville, AL (Vincent HS) |

| | |
|--|--|
| Head Coach: | Ben Howland (Weber State, 1979; 3rd year) |
| Assistant Coaches: | George Brooks (Mississippi State, 1997; 8th year) Korey McCray (Mercer, 2001; 3rd year) Ernie Zeigler (Cleary College, 1994; 3rd year) |
| Director of Basketball Operations: | Michael Moynihan |
| Director of Basketball Performance: | Collin Crane |
| Graduate Assistant Coaches: | Alfred Aboya Bo Rodriguez |

2016-17 A-Z Roster

| No. | Name | Yr. |
|-----|--------------------------|-----|
| 24 | Ado, Abdul | Fr. |
| 23 | Carter, Tyson | So. |
| 10 | Clayton, Tate | Fr. |
| 45 | Datcher, EJ | So. |
| 12 | Davis, Drew | Sr. |
| 22 | Feazell, KeyShawn | Fr. |
| 15 | Gray, T.J. | So. |
| 34 | Herard, Schnider | So. |
| 35 | Holman, Aric | Jr. |
| 1 | Peters, Lamar | So. |
| 13 | Singleton, Nick | Jr. |
| 3 | Stapleton, Xavian | Jr. |
| 5 | Storm, Mitchell | So. |
| 0 | Weatherspoon, Nick | Fr. |
| 11 | Weatherspoon, Quinnndary | Jr. |
| 2 | Wright, Eli | So. |

By State/Country

| Alabama (1) | | |
|-----------------|--------------------------|-----|
| 45 | Datcher, EJ | So. |
| Georgia (2) | | |
| 12 | Davis, Drew | Sr. |
| 13 | Singleton, Nick | Jr. |
| Kentucky (2) | | |
| 35 | Holman, Aric | Jr. |
| 2 | Wright, Eli | So. |
| Louisiana (1) | | |
| 1 | Peters, Lamar | So. |
| Mississippi (8) | | |
| 23 | Carter, Tyson | So. |
| 10 | Clayton, Tate | Fr. |
| 22 | Feazell, KeyShawn | Fr. |
| 15 | Gray, T.J. | So. |
| 3 | Stapleton, Xavian | Jr. |
| 5 | Storm, Mitchell | So. |
| 0 | Weatherspoon, Nick | Fr. |
| 11 | Weatherspoon, Quinnndary | Jr. |
| Haiti (1) | | |
| 34 | Herard, Schnider | Fr. |
| Nigeria (1) | | |
| 24 | Ado, Abdul | Fr. |

PRONUNCIATION GUIDE

ABDUL ADO: AB-DOOL A-DO
 ARIC HOLEMAN: ERIC
 QUINNNDARY WEATHERSPOON: QUINN-DARE-EE
 XAVIAN STAPLETON: ZAY-VEE-AWN
 SCHNIDER HERARD: SCHNI-DER HER-ROD

GENERAL INFORMATION

Location: Starkville, MS
 Founded: February 28, 1878
 Enrollment: 21,622
 Conference: SEC
 Nickname: Bulldogs
 Colors: Maroon & White
 Arena: Humphrey Coliseum (10,500)
 President: Dr. Mark E. Keenum
 Athletics Director: John Cohen
 Web Site: www.hailstate.com
 Twitter: @HailStateMBK
 Hashtag: #HailState

BASKETBALL HISTORY

First Year of Basketball: 1908-09
 All-Time Record: 1,388-1,176/106 years
 All-Time SEC Record: 577-761
 Total Number of Head Coaches: 20
 Humphrey Coliseum Record: 438-178
 20-Win Seasons: 17
 NCAA Tournament Appearances: 10 (11-10)
 NCAA Tournament Final Fours: 1 (1996)
 NIT Appearances: 8 (7-8)
 NIT Final Fours: 1 (2007)
 SEC Championships: 6
 (2004, 1991, 1963, 1962, 1961, 1959)
 SEC Tournament Championships: 3
 (2009, 2002 and 1996)
 SEC Tournament Record: 30-53
 SEC Western Division Titles: 7
 (2010, 2008, 2007, 2004, 2003, 1996, 1995)

TEAM INFORMATION

2016-17 Overall Record: 16-16
 2016-17 SEC Record: 6-12, 12th
 National Ranking: n/a
 Starters Returning/Lost: 4/2
 Letterwinners Returning/Lost: 10/4
 Newcomers: 6
 Roster (Sr./Jr./So./Fr.): (1/4/7/4)

MEDIA INFORMATION

Credentials

Media members may obtain both season credentials and game-by-game passes by contacting Gregg Ellis at 662-325-3595.

SEC Teleconference

The SEC Teleconference is coordinated through the SEC media relations office. To participate, contact Craig Pinkerton of the SEC at 205-458-3038. Ben Howland is scheduled for 11:17 a.m. CT.



Media On Twitter

Will Sammon, Clarion Ledger
 @WillSammon
 David Brandt, Associated Press
 @davidbrandtAP
 Bob Carskadon, HailState Beat
 @bobcarskadon
 Joel Coleman, Starkville Daily News
 @JoelTColeman
 Robbie Faulk, 24/7 Sports
 @robbiefaulk247
 Paul Jones, 24/7 Sports
 @PJ247Sports
 Logan Lowery, Daily Journal
 @loganlowery
 David Murray, Dawgs' Bite
 @DawgsBiteMag
 Danny P. Smith, Starkville Daily News
 @sdndannyp
 Gene Swindoll, Gene's Page
 @GeneSwindoll
 Brett Hudson, Commercial Dispatch
 @Brett_Hudson
 Steve Robertson, Commercial Dispatch
 @ScoutSteveR

MISSISSIPPI STATE TV/RADIO ROSTER



0 Nick Weatherspoon

FR | G | 6-2 | 195
Canton, MS



1 Lamar Peters

SO | G | 6-0 | 185
New Orleans



2 Eli Wright

SO | G | 6-4 | 190
Owensboro, KY



3 Xavian Stapleton

JR | G | 6-6 | 210
Flora, MS



5 Mitchell Storm

SO | F | 6-7 | 202
Madison, MS



10 Tate Clayton

FR | G | 6-2 | 170
Tupelo, MS



11 Quindary Weatherspoon

JR | G | 6-4 | 205
Canton, MS



12 Drew Davis

SR | G | 5-10 | 165
Atlanta, GA



13 Nick Singleton

JR | G | 6-5 | 195
Decatur, GA



15 T.J. Gray

SO | G | 6-0 | 170
Columbus, MS



22 KeyShawn Feazell

FR | F | 6-8 | 230
New Hebron, MS



23 Tyson Carter

SO | G | 6-4 | 165
Starkville, MS



24 Abdul Ado

FR | F | 6-11 | 250
Lagos, Nigeria



34 Schnider Herard

SO | C | 6-10 | 260
Port-Au-Prince, Haiti



35 Eric Holman

JR | F | 6-10 | 225
Owensboro, KY



45 E.J. Datcher

SO | C | 6-10 | 240
Harpersville, AL



Ben Howland

Head Coach
3rd Year



George Brooks

Assistant Coach
8th Year



Korey McCray

Assistant Coach
3rd Year



Ernie Zeigler

Assistant Coach
3rd Year

| | | | | | | | | | | | | |
|--------|------------|------|------|------|------|------|------|------|------|--------------|-----|-----|
| 75.5 | 61.1 | 47.3 | 31.1 | 67.0 | 39.4 | +4.9 | 14.0 | 14.8 | +1.5 | 0.9 | 7.3 | 6.1 |
| Points | Opp Points | FG% | 3FG% | FT% | RB | RBM | ASST | TO | TM | AST-TO Ratio | STL | BL |
| 76.0 | 86.7 | 43.3 | 38.0 | 72.9 | 35.1 | -5.4 | 14.2 | 15.7 | -4.0 | 0.9 | 5.6 | 3.1 |

| Leaders | Scoring | Rebounds | Assists | Steals | Blocks |
|------------|-----------------------|---------------|----------------------|----------------------|---------------|
| MSU | Q. Weatherspoon, 13.9 | Holman, 7.6 | Q. Weatherspoon, 4.5 | Q. Weatherspoon, 1.6 | Ado, 2.4 |
| OPP | Gandia-Rosa, 14.8 | Horchler, 7.5 | Gandia-Rosa, 4.7 | Gandia-Rosa, 3.3 | Horchler, 1.0 |

- ✓ Lost at LSU, 104-52.
- ✓ Trip Day led the Ospreys with 11 points.
- ✓ UNF had 10 assists and 20 turnovers.
- ✓ LSU won the battle of the boards, 50-29.
- ✓ Noah Horchler had 7 rebounds.
- ✓ The Tigers led 54-23 at the break.
- ✓ UNF forced 8 turnovers and had 4 steals.
- ✓ UNF was 19-60 shooting, 11-31 beyond the arc. LSU was 43-80, 10-24.

- ✓ Beat Southern Miss, 70-64.
- ✓ Xavier Stapleton had a season-high 12 points and four made 3-pointers.
- ✓ MSU led 36-27 at the break.
- ✓ MSU won the battle of the boards, 35-30.
- ✓ Aric Holman had 6 rebounds.
- ✓ MSU had 15 assists and collected 3 steals.
- ✓ MSU was 23-44 shooting, 7-20 beyond the arc. USM was 23-57, 9-26.

| Player | G-GS | Mins | FGM-FGA | Pct | 3GM-3GA | Pct | FTM-FTA | Pct | Rebs | Ast | TO | BS | Stl | Pts |
|--------|------|------|---------|-----|---------|-----|---------|-----|------|-----|----|----|-----|-----|
| | | | | | | | | | | | | | | |

Recent Scores

| | SEC | | | Overall | | Today | December 23 |
|-------------------|-----|------|------|---------|--|--|-------------|
| Mississippi State | 0-0 | .000 | 11-1 | .917 | Tennessee at Arkansas, noon | Mississippi State 70, Southern Miss 64 | |
| Texas A&M | 0-0 | .000 | 11-1 | .917 | Cornell at Auburn, 2:30 p.m. | Tennessee 79, Wake Forest 60 | |
| Auburn | 0-0 | .000 | 11-1 | .917 | Vanderbilt at Florida, 3 p.m. | Auburn 89, UConn 64 | |
| Arkansas | 0-0 | .000 | 10-2 | .833 | North Florida at Mississippi State, 4 p.m. | UCLA 83, Kentucky 75 | |
| Kentucky | 0-0 | .000 | 10-2 | .833 | Texas A&M at Alabama 5 p.m. | Illinois 70, Missouri 64 | |
| Georgia | 0-0 | .000 | 9-2 | .818 | December 31 (Sunday) | December 27 | |
| Tennessee | 0-0 | .000 | 9-2 | .800 | Georgia at Kentucky, 5 p.m. | South Carolina 74, Limestone 45 | |
| Missouri | 0-0 | .000 | 10-3 | .769 | South Carolina at Ole Miss, 5 p.m. | Arkansas 95, CSU Bakersfield 69 | |
| LSU | 0-0 | .000 | 9-3 | .750 | January 2 (Tuesday) | December 28 | |
| South Carolina | 0-0 | .000 | 9-3 | .750 | Auburn at Tennessee, 6 p.m. | LSU 71, Memphis 61 | |
| Alabama | 0-0 | .000 | 8-4 | .667 | Alabama at Vanderbilt, 6 p.m. | December 28 | |
| Florida | 0-0 | .000 | 8-4 | .667 | Florida at Texas A&M, 8 p.m. | Kentucky 90, Louisville 61 | |
| Ole Miss | 0-0 | .000 | 7-5 | .583 | Arkansas at Mississippi State, 8 p.m. | | |
| Vanderbilt | 0-0 | .000 | 5-7 | .417 | January 3 (Wednesday) | | |
| | | | | | Ole Miss at Georgia, 5:30 p.m. | | |
| | | | | | Kentucky at LSU, 7:30 p.m. | | |
| | | | | | Missouri at South Carolina, 8 p.m. | | |

2017-18 Bulldog Basketball | hailstate.com

Humphrey Coliseum History**First Game:**..... Dec. 1, 1975; MSU 85, Indiana St. 82**Overall Record:**.....438-178 (.711)**Non-Conference Record:**..... 232-37 (.862)**SEC Record:**..... 216-141 (.605)**Humphrey Coliseum Yearly Records**

| Year | Attn. | Avg. | Record (SEC) |
|---------|---------|-------|--------------|
| 1975-76 | 70,081 | 5,006 | 10-4 (5-4) |
| 1976-77 | 76,232 | 5,082 | 11-4 (5-4) |
| 1977-78 | 72,025 | 5,540 | 11-2 (8-1) |
| 1978-79 | 99,906 | 7,136 | 11-3 (7-2) |
| 1979-80 | 67,209 | 6,721 | 6-4 (5-4) |
| 1980-81 | 48,214 | 4,018 | 6-6 (3-6) |
| 1981-82 | 56,414 | 4,030 | 7-7 (3-6) |
| 1982-83 | 68,416 | 5,263 | 11-2 (7-2) |
| 1983-84 | 61,508 | 4,393 | 6-8 (3-6) |
| 1984-85 | 89,370 | 6,384 | 11-3 (7-2) |
| 1985-86 | 43,927 | 3,379 | 4-9 (3-6) |
| 1986-87 | 40,715 | 2,908 | 7-7 (3-6) |
| 1987-88 | 54,074 | 4,160 | 9-4 (5-4) |
| 1988-89 | 74,344 | 5,719 | 9-4 (5-4) |
| 1989-90 | 74,623 | 5,740 | 9-4 (5-4) |
| 1990-91 | 102,072 | 7,852 | 12-1 (8-1) |
| 1991-92 | 72,142 | 5,549 | 8-5 (4-4) |
| 1992-93 | 61,172 | 4,706 | 10-3 (5-3) |
| 1993-94 | 88,687 | 6,335 | 10-4 (5-3) |
| 1994-95 | 80,681 | 6,723 | 11-1 (7-1) |
| 1995-96 | 97,996 | 7,538 | 10-3 (6-2) |
| 1996-97 | 74,275 | 5,305 | 10-4 (5-3) |
| 1997-98 | 77,954 | 5,996 | 7-6 (2-6) |
| 1998-99 | 70,257 | 5,018 | 12-2 (6-2) |
| 1999-00 | 61,764 | 4,412 | 10-4 (4-4) |
| 2000-01 | 77,654 | 4,568 | 13-4 (6-2) |
| 2001-02 | 79,642 | 5,689 | 13-1 (7-1) |
| 2002-03 | 98,312 | 7,022 | 12-2 (7-1) |
| 2003-04 | 111,940 | 7,996 | 12-2 (6-2) |
| 2004-05 | 103,031 | 7,925 | 11-2 (6-2) |
| 2005-06 | 90,875 | 5,680 | 11-5 (5-3) |
| 2006-07 | 123,736 | 6,512 | 16-3 (6-2) |
| 2007-08 | 106,672 | 7,111 | 12-3 (7-1) |
| 2008-09 | 157,111 | 8,728 | 13-5 (5-3) |
| 2009-10 | 116,919 | 6,878 | 13-4 (6-2) |
| 2010-11 | 97,069 | 5,710 | 12-5 (5-3) |
| 2011-12 | 152,363 | 8,019 | 15-4 (6-2) |
| 2012-13 | 94,092 | 6,721 | 7-7 (3-6) |
| 2013-14 | 123,743 | 6,875 | 11-7 (3-6) |
| 2014-15 | 106,946 | 6,291 | 9-8 (3-6) |
| 2015-16 | 99,338 | 6,623 | 10-5 (5-4) |
| 2016-17 | 124,347 | 7,314 | 10-7 (4-5) |
| 2017-18 | 66,871 | 6,687 | 10-0 |

vs. SEC Opponents

| Opponent | GP | W | L | PCT. | Str. |
|-------------|----|----|----|------|------|
| Alabama | 41 | 22 | 19 | .537 | L4 |
| Arkansas | 24 | 18 | 6 | .750 | W1 |
| Auburn | 40 | 28 | 12 | .700 | W6 |
| Florida | 29 | 14 | 15 | .483 | L3 |
| Georgia | 30 | 18 | 12 | .600 | L4 |
| Kentucky | 30 | 9 | 21 | .300 | L5 |
| LSU | 40 | 25 | 15 | .615 | W2 |
| Missouri | 4 | 3 | 1 | .750 | W2 |
| Ole Miss | 42 | 33 | 9 | .786 | L1 |
| S. Carolina | 14 | 10 | 4 | .714 | L1 |
| Tennessee | 31 | 15 | 16 | .484 | L3 |
| Texas A&M | 4 | 2 | 2 | .500 | W1 |
| Vanderbilt | 29 | 20 | 9 | .690 | W2 |

MSU KNOWS HOW TO WIN GAMES AT 'THE HUMP'

Over the course of the last decade, Mississippi State's Humphrey Coliseum has become a difficult venue for opposing teams. This year, Mississippi State is 8-0.

The Bulldogs have compiled a 43-season composite record of 438-178 (.711) at "The Hump" since Mississippi State's basketball facility opened prior to the 1975-76 campaign.

TRACKING MSU'S HOME SUCCESS UNDER BEN HOWLAND

| Season | Overall | | SEC | | Non-SEC | |
|---------------|--------------|-------------|------------|-------------|-------------|-------------|
| | Record | Win % | Record | Win % | Record | Win % |
| 2015-16 | 10-5 | .667 | 5-4 | .556 | 5-1 | .833 |
| 2016-17 | 10-7 | .563 | 4-5 | .444 | 6-2 | .750 |
| 2017-18 | 10-0 | 1.000 | | | 10-0 | 1.000 |
| Totals | 30-12 | .714 | 9-0 | .500 | 21-3 | .875 |

A LOOK AT THE HISTORY OF HUMPHREY COLISEUM**LARGEST CROWDS
AT THE HUMP**

| Crowd | Opponent | Date |
|--------|----------|---------|
| 10,788 | Kentucky | 2-16-10 |
| 10,735 | Ole Miss | 2-7-04 |
| 10,645 | Ole Miss | 2-23-02 |
| 10,541 | Florida | 1-7-03 |
| 10,458 | Auburn | 3-2-04 |
| 10,437 | Alabama | 2-21-04 |
| 10,432 | Alabama | 3-5-05 |
| 10,432 | Kentucky | 1-13-04 |
| 10,429 | Ole Miss | 2-15-03 |
| 10,421 | Ole Miss | 1-26-08 |
| 10,412 | Ole Miss | 1-13-09 |
| 10,364 | Ole Miss | 2-9-12 |
| 10,338 | Florida | 1-24-07 |
| 10,315 | Kentucky | 1-9-96 |

**INDIVIDUAL MSU
RECORDS AT THE HUMP****Most Points Scored**

40, Rickey Brown (Auburn, 3-7-77)

Most Rebounds

24, Wiley Peck (Alabama, 1-27-79)

Most Assists

15, Al Perry (Vanderbilt, 1-29-77)

**TEAM MSU
RECORDS AT THE HUMP****Most Points Scored**

123, Troy State (12-5-95)

Most Rebounds

75, Mississippi Valley St. (11-21-00)

Most Consecutive Wins

14, 1-22-03 to 1-10-04

**CHARTING Q.****Jr | G | 6-4
Canton, MS****MSU Career Scoring Chart**

| | |
|-----------------------------|-------|
| 1. Jeff Malone | 2,142 |
| 2. Bailey Howell | 2,030 |
| 10. Jerry Jenkins | 1,503 |
| 20. Timmy Bowers | 1,300 |
| 31. Tyrone Washington | 1,119 |
| 32. W.D. "Red" Stroud | 1,116 |
| 33. Larry Fry | 1,079 |
| 34. Fred Thomas | 1,050 |
| 35. Lawrence Roberts | 1,048 |
| 36. Greg Lockhart | 1,042 |
| 37. Q. Weatherpoon | 1,016 |

SEC Season Rank

Scoring T19th

**CHARTING Aric Holman****Jr | F | 6-10
Owensboro****MSU Career Blocks Chart**

| | |
|-----------------------------|-----|
| 1. Jarvis Varnado | 564 |
| 2. Erick Dampier | 249 |
| 3. Tyrone Washington | 198 |
| 4. Kalpatrick Wells | 183 |
| 5. Rickey Brown | 163 |
| 6. Charles Rhodes | 143 |
| 7. Wiley Peck | 117 |
| 8. Gavin Ware | 100 |
| 9. Aric Holman | 94 |
| 10. Derrick Zimmerman | 89 |

SEC Season Rank

Blocks

WELCOME TO 1,000 POINTS

■ With 2:07 left in the first half against Little Rock on Dec. 20 at Humphrey Coliseum, junior All-SEC guard **Quinnndary Weatherspoon** made a free throw to give him 1,000-career points.

He is now the 37th player in school history to reach that feat.

VOTE GETTERS

■ In the USA Today Coaches Poll released on Dec. 25, Mississippi State received one vote.

The Bulldogs haven't been ranked since the 2012 campaign.

WHEN Q HITS 20

■ When junior guard **Quinnndary Weatherspoon** scores 20 or more points, Mississippi State benefits.

He's now reached that feat 14 times in his career following the Little Rock game, and the Bulldogs are 12-2 in those games.

| Opponent | Points | Result |
|------------|--------|----------|
| (2016) | | |
| Tennessee | 23 | L, 80-75 |
| Vanderbilt | 24 | W, 75-74 |

| | | |
|----------------|----|----------|
| (2017) | | |
| Norfolk State | 22 | W, 78-74 |
| Boise State | 25 | W, 80-68 |
| Oregon State | 21 | W, 74-57 |
| Morehead State | 27 | W, 85-76 |
| UMKC | 25 | W, 77-54 |
| Arkansas | 25 | W, 84-78 |
| Missouri | 29 | W, 89-74 |
| Auburn | 25 | L, 98-82 |

| | | |
|-------------------|----|----------|
| (2018) | | |
| Stephen F. Austin | 20 | W, 80-75 |
| North Georgia | 22 | W, 95-62 |
| UT Martin | 21 | W, 92-61 |
| Little Rock | 21 | W, 64-48 |

2 FOR 20 X 2

■ Twice this season, MSU has had two players score 20 or more points in the same game.

The first time was against Green

Bay with **Tyson Carter** (25) and **Quinnndary Weatherspoon** (20).

Then it happened against UT Martin with **Aric Holman** (21) and **Weatherspoon** (21) again.

Prior to this season, the last that happened was on Feb. 7, 2017, at Auburn when **Weatherspoon** totaled 25 and **Lamar Peters** had 23.

Q & GAME WINNERS

■ Game-winning shots have become the norm for junior All-SEC guard **Quinnndary Weatherspoon**.

On Dec. 3 at home against Dayton, he collected a steal with 4 seconds left and went the length of the court for a layup to give MSU a thrilling 61-59 win.

Then against Jacksonville State, he drained a 3-pointer with 0.7 seconds left to lift the Bulldogs to a dramatic 59-56 win.

As a freshman against Vanderbilt, he drained a buzzer beater from 3-point range for a 75-74 victory.

SEEING DOUBLE

■ In the season opener against Alabama State, **Aric Holman** wasted little time recording a double-double.

The junior forward poured in 18 and grabbed 11 rebounds in the Bulldogs' win.

Against Green Bay, **Abdul Ado** broke into the category for his first with 12 points and 11 boards in just his second game at MSU.

Against Dayton, **Quinnndary Weatherspoon** had 11 points and 10 rebounds for his third-career double-double.

Then against Cincinnati, Holman delivered again with 18 points and 10 rebounds.

He matched the feat in the win against UT Martin, marking the first time he's had double-doubles in back-to-back games.

In doing so, he had career highs in points (21) and rebounds (12).

LITTLE ACTION AT FTL

■ Three times this season, Mississippi State has limited opponents to just six free throw attempts or fewer.

Jacksonville State was the first, going 6-6 before North Georgia went 0-5.

Then against UT Martin on Saturday, the Skyhawks were just 4-6.

The last time MSU held an opponent without a free throw was on Jan. 19, 1985, in a 61-44 win against Ole Miss.

MSU FOUL SHOTS GO UP

■ After attempting 23 free throw attempts its previous three games, MSU made it to the charity stripe 21 times against UT Martin.

The Bulldogs' made (154) and attempted (230) free throws are the fewest in the SEC.

HOW THE DAWGS SCORE

■ The chart below is how MSU is scoring this season compared to all 351 Division I teams.

| Category | % (Ranking) |
|-------------|-------------|
| 3-Pointers | 27.7 (256) |
| 2-Pointers | 54.3 (65) |
| Free Throws | 18.0 (232) |

LINEUP NOTABLE

■ On the year, Mississippi State has implemented three different lineups.

However, only two have started all 11 games — **Quinnndary** and **Nick Weatherspoon**.

MSU AND RPI

■ In the three major RPI rankings, MSU is in the Top 75 of each one. Here's the breakdown?

| | |
|-----------------|----|
| ESPN | 57 |
| NCAA | 73 |
| Real Time | 76 |

2017-18 BULLDOG STREAKS**Team W/L Streaks**

| | |
|---------------------------|-----|
| Overall Wins/Losses | W3 |
| Home Wins/Losses | W10 |
| Road Wins/Losses | L1 |
| Neutral Wins | W1 |

Consecutive Double-Figure Scoring Games

| | |
|-------------------------|---|
| Aric Holman | 5 |
| Nick Weatherspoon | 1 |
| Lamar Peters | 1 |
| Xavian Stapleton | 1 |

Consecutive Games with A Made 3-pointer

| | |
|-------------------------|---|
| Nick Weatherspoon | 3 |
| Tyson Carter | 2 |
| Xavian Stapleton | 1 |
| Aric Holman | 1 |

Consecutive Games Played (All Seasons)

| | |
|-------------------------------|----|
| Aric Holman | 65 |
| Tyson Carter | 44 |
| Quinnndary Weatherspoon | 15 |
| Nick Weatherspoon | 12 |
| Abdul Ado | 11 |
| Xavian Stapleton | 8 |
| Lamar Peters | 6 |
| E.J. Datcher | 5 |
| Eli Wright | 4 |

Consecutive Games Started (All Seasons)

| | |
|-------------------------------|----|
| Quinnndary Weatherspoon | 15 |
| Nick Weatherspoon | 12 |
| Aric Holman | 11 |
| Abdul Ado | 11 |
| Tyson Carter | 9 |

Total 30 Minute Games (All Seasons)

| | |
|-------------------------------|----|
| Quinnndary Weatherspoon | 38 |
| Lamar Peters | 7 |
| Tyson Carter | 9 |
| Nick Weatherspoon | 5 |
| Aric Holman | 3 |
| Schnider Herard | 2 |
| Eli Wright | 1 |
| Abdul Ado | 1 |

2017-18 MISSISSIPPI STATE NOTES

NOVEMBER NUMBERS

■ Mississippi State posted a perfect 6-0 mark in November.

The six wins tie for the second-most in school history with the 1998 squad. The record of seven came in 2012 (7-1).

2012 was also the last year the Bulldogs advanced to postseason (NIT).

Q WITH THE SEC AWARDS

■ Junior guard **Quinnndary Weatherspoon** has been recognized by the SEC in each of his three years.

In 2016, he was named to the SEC All-Freshman Team. In 2017, he was named preseason All-SEC and finished the year on the second-team All-SEC team.

This year, he's been tabbed first-team All-SEC by the coaches and second team by the media.

PRESEASON POLLS

■ In the preseason polls voted on by the media, junior guard **Quinnndary Weatherspoon** was tabbed both first-team (coaches) and second-team (media) All-SEC.

As a team, the Bulldogs were picked to finish 12th under third-year coach **Ben Howland**.

Preseason Poll

- | | |
|---------------|----------------------------|
| 1. Kentucky | 8. Georgia |
| 2. Florida | 9. Auburn |
| 3. Texas A&M | 10. Ole Miss |
| 4. Alabama | 11. South Carolina |
| 5. Missouri | 12. Mississippi St. |
| 6. Arkansas | 13. Tennessee |
| 7. Vanderbilt | 14. LSU |

HOWLAND AIMS FOR FEAT

■ **Ben Howland** enters his third season at MSU looking to achieve a feat only 12 coaches have ever done, and that's lead four different teams to the NCAA Tournament.

Howland has already guided Northern Arizona, Pittsburgh and UCLA to the Big Dance.

The first 12 coaches to do so are Lon Kruger, Steve Alford, John Beilein, Lefty Driesell, Cliff Ellis, Larry Eustachy, Jim Harrick, Fran McCaffery, Tom Penders, Tubby Smith, Rick Pitino and Ed die Sutton.

600 & COUNTING

■ On Jan. 17, 2017, against Kentucky, MSU played its 600th in Humphrey Coliseum history, which dates to Dec. 1, 1975.

The Bulldogs are now 438-178 in the building following the Little Rock win.

MSU VERSUS RANKED FOES

■ After the 65-50 loss at Cincinnati, Mississippi State has now lost 18-straight games to ranked opponents.

Dating back to the 2010 season, MSU has dropped 20 of 23.

The last eight setbacks have been by an average margin of just 6.2 points.

Below is a closer look . . .

| Date | Team | Score | Rank |
|----------|----------------|-------------------|------|
| 12-12-17 | Cincinnati | L 65-50 (15) | 25 |
| 02-18-17 | Florida | L, 57-52 (5) | 13 |
| 02-11-17 | South Carolina | L, 77-73 (4) | 16 |
| 01-17-17 | Kentucky | L, 87-81 (6) | 5 |
| 02-24-16 | Texas A&M | L, 68-66 (2) | 21 |
| 01-26-16 | So. Carolina | L, 84-74 (10) | 22 |
| 01-12-16 | Kentucky | L, 80-74 (6) | 13 |
| 01-06-16 | Texas A&M | L, 61-60 (1) | 21 |
| 02-25-15 | Kentucky | L, 74-56 (18) | 1 |
| 02-21-15 | Arkansas | L, 65-61 (4) | 17 |
| 01-20-14 | Florida | L, 62-51 (11) | 3 |
| 01-08-14 | Kentucky | L, 85-63 (22) | 14 |
| 02-09-13 | Florida | L, 83-55 (28) | 2 |
| 02-06-13 | Ole Miss | L, 93-75 (18) | 23 |
| 01-26-13 | Florida | L, 82-47 (35) | 7 |
| 11-19-12 | No. Carolina | L, 95-49 (46) | 11 |
| 02-21-12 | Kentucky | L, 73-64 (9) | 1 |
| 02-28-12 | Florida | L, 69-57 (12) | 13 |
| 11-18-11 | Arizona | W, 67-57 (10) | 15 |
| 11-17-11 | Texas A&M | W, 69-60 (9) | 18 |
| 02-29-11 | Florida | W, 71-64 (7) | 24 |
| 02-27-11 | Vanderbilt | L, 81-74 (7) | 19 |
| 03-14-10 | Kentucky | L, 75-74 (1) [ot] | 2 |

BREAKDOWN OF GAMES IN JACKSON

■ MSU is now 19-6 all-time at Mississippi Coliseum following the 70-64 win against Southern Miss on Dec. 23.

The Bulldogs and Golden Eagles have now met five times at Mississippi Coliseum, with MSU holding a 3-2 advantage.

Here's the entire breakdown . . .

| DATE | OPPONENT | W/L | SCORE |
|----------|---------------------|-----|-------|
| 12-15-62 | Memphis State | W | 77-66 |
| 01-28-63 | Southern Miss | W | 62-52 |
| 12-14-63 | Memphis State | L | 73-65 |
| 12-16-63 | Southern Miss | L | 65-60 |
| 12-29-64 | Mississippi College | L | 72-57 |
| 12-30-64 | Delta State | W | 82-63 |
| 01-28-65 | Arkansas | L | 84-69 |
| 12-18-78 | Iowa State | W | 80-70 |
| 12-15-80 | Southern Miss | L | 68-53 |
| 11-30-85 | Jackson State | W | 77-62 |

| | | | |
|----------|---------------------|---|--------|
| 12-16-87 | McNeese State | W | 76-66 |
| 11-17-98 | Arkansas-Pine Bluff | W | 105-53 |
| 12-18-02 | Georgia State | W | 78-54 |
| 12-22-04 | Jacksonville State | W | 95-53 |
| 12-15-05 | Jacksonville State | W | 104-80 |
| 12-21-06 | New Orleans | W | 89-63 |
| 01-05-08 | Lafayette | W | 77-53 |
| 12-22-08 | Nicholls State | W | 77-68 |
| 12-22-09 | Centenary | W | 88-51 |
| 12-22-11 | Northwestern State | W | 82-67 |
| 12-22-13 | Central Arkansas | W | 79-72 |
| 12-20-14 | USC Upstate | L | 53-51 |
| 12-23-15 | Northern Colorado | W | 93-69 |
| 12-19-16 | Southern Miss | W | 86-44 |
| 12-23-17 | Southern Miss | W | 70-64 |

COACHING STABILITY

■ Third-year coach **Ben Howland** has been able to maintain stability within his coaching staff.

For the third year since his arrival, he's had the same assistants in **George Brooks**, **Korey McCray** and **Ernie Zeigler**.

Also back for his third year is **Michael Moynihan**, who is in his second season as director of operations after spending his first year at Mississippi State as the team's video coordinator.

Jalen Courtney is in his third season, his second as video coordinator.

His first year, he served as a grad assistant.

MSU SIGNS 3

■ Mississippi State took advantage of the early signing period and landed 5-star forward Reggie Perry and 4-star forwards DJ Stewart and Robert Woodard.

Perry, a 6-foot-8, 240-pound Thomasville, Ga., native, is the son of former MSU great Al Perry (1975-78), who ranks third all-time at MSU with 510 steals.

He's rated as the No. 1 prospect out of the state of Georgia and listed as the No. 4 small forward nationally.

ESPN has him as the 16th best player regardless of position.

Woodard, the top-ranked player in Mississippi and a Dandy Dozen selection, is ranked 56th overall nationally and is the son of Robert Woodard, Sr., who played at MSU from 1987-90.

He led Columbus to the Class 6A crown in 2016 and was last year's Gatorade Player of the year.

The 6-6, 187-pound Stewart is listed as the 33rd best small forward.

As a junior at Riverside last year, he averaged 18.9 points, 9.7 rebounds and 3.1 assists.

Nationally, Scout has him as the 103rd best player overall, while Rivals has him at 103.

MSU Freshman Blocked Shots Record

| Name | Season | G | BS | Avg |
|---------------------|----------------|-----------|-----------|------------|
| 1. Jarvis Varnado | 2006-07 | 35 | 67 | 1.9 |
| 2. Erick Dampier | 1993-94 | 29 | 65 | 2.2 |
| 3. Rickey Brown | 1976-77 | 27 | 58 | 2.1 |
| 4. Kalpatrick Wells | 1979-80 | 27 | 51 | 1.9 |
| 5. Wiley Peck | 1975-76 | 25 | 37 | 1.5 |
| 6. Chan. Nichols | 1987-88 | 28 | 30 | 1.1 |
| 7. Fred Thomas | 2012-13 | 32 | 27 | 0.8 |
| 8. Abdul Ado | 2017-18 | 11 | 26 | 2.4 |
| 8. Gavin Ware | 2012-13 | 32 | 24 | 0.8 |
| 10. Carl Nichols | 1987-88 | 29 | 21 | 0.7 |

Player SEC Rankings

| Quinnndary Weatherspoon | |
|-----------------------------|-------|
| Scoring | T19th |
| Assists | 6th |
| Steals | 4th |
| Assist/Turnover Ratio | 10th |
| Defensive Rebounds | T10th |
| Aric Holman | |
| Rebounding | 6th |
| Offensive Rebounds | T3rd |
| Abdul Ado | |
| Blocks | 3rd |
| Rebounding | 10th |
| Offensive Rebounds | 10th |

2017-18 MISSISSIPPI STATE NOTES

SEC HONORS CARTER

■ On Dec. 4, sophomore guard **Tyson Carter** became the first MSU player this season to receive one of the SEC's weekly honors.

After career-best 35 points against North Dakota State and 20 against Dayton, he was tabbed the league's player of the week.

His 35 points were the most scored since Darryl Wilson also had 35 against Alabama on 3-4-95.

BLOCK PARTY

■ Against Florida A&M on Nov. 18, Mississippi State recorded 13 blocked shots, with sophomore forward **Schnider Herard** leading the way with a career-high 6.

For MSU, it was the most blocks since also having 13 against Arkansas on Jan. 14, 2010.

The 6 blocks by Herard were also the most since Eric Holman had 5 last year against Northwestern St.

MSU is third in the SEC at 6.1.

BROTHERLY LOVE

■ Mississippi State is one of 29 schools nationally with brothers on the same team with **Quinnndary** and **Nick Weatherspoon**.

They've also started all 12 games.

The last time MSU had two brothers start in the same game was Reginald and Reggie Delk against West Virginia in the NIT Final Four on March 27, 2007.

STINGY D

■ MSU has twice held opponents to 48 points. That ties for the fewest allowed in the SEC with Vanderbilt.

YOUTHFULL GROUP

■ The Bulldogs are one of five teams without any scholarship seniors, along with Kentucky, Holy Cross, Chattanooga and Robert Morris.

MSU's experience is ranked No. 329 out of 351 schools.

A CLOSER LOOK AT SEC OPENERS

■ Mississippi State is 45-39 all-time in SEC openers. At home, the Bulldogs are 30-19. On the road, they are 15-19. In neutral site affairs, MSU is 0-1.

MSU has played Auburn the most (21 games), while the Bulldogs have collected 10 wins against Auburn and LSU to lead the way.

The most losses have come against Auburn (11), while the only team MSU hasn't opened up with is Missouri.

Last year, MSU opened with a 68-58 loss versus Alabama.

| Team | Record |
|---------------------|--------|
| Alabama | 2-5 |
| Arkansas..... | 3-1 |
| Auburn | 10-11 |
| Florida..... | 5-7 |
| Georgia..... | 1-1 |
| Kentucky..... | 2-3 |
| LSU..... | 10-1 |
| Ole Miss..... | 3-1 |
| South Carolina..... | 3-0 |
| Tennessee | 3-4 |
| Texas A&M..... | 0-1 |
| Vanderbilt..... | 3-3 |

2017-18 MISSISSIPPI STATE MISCELLANEOUS STATS/SEC STANDINGS

CHARTING THE BULLDOGS

| Dunks | | How First Points Were Scored | |
|-------------------------|------------|----------------------------------|--------------|
| Aric Holman | 18 | 3-pointer | 7 |
| Abdul Ado | 13 | Jumper | 1 |
| Xavian Stapleton | 7 | Layup | 2 |
| Quinnndary Weatherspoon | 7 | Free Throw | |
| Tyson Carter | 5 | Dunk | 2 |
| Nick Weatherspoon | 4 | | |
| E.J. Datcher | 3 | | |
| KeyShawn Feazell | 2 | | |
| Eli Wright | 1 | | |
| Charges Drawn | | Final Three Minutes From FT Line | |
| Nick Weatherspoon | 10 | Quinnndary Weatherspoon | 6-8 (.750) |
| Tyson Carter | 3 | Nick Weatherspoon | 3-4 (.750) |
| T.J. Gray | 1 | Aric Holman | 2-2 (1.000) |
| | | Tyson Carter | 2-3 (.667) |
| | | Drew Davis | 1-2 (.500) |
| | | KeyShawn Feazell | 0-1 (.000) |
| | | Abdul Ado | 0-2 (.000) |
| | | Nick Singleton | 0-1 (.000) |
| Point Distribution (%) | | TOTAL | |
| Seniors | 3 (0.3) | | 14-23 (.609) |
| Juniors | 393 (43.4) | Opponent Total | 15-27 (.556) |
| Sophomores | 286 (31.6) | | |
| Freshmen | 224 (24.7) | | |
| TOTAL: | 906 | | |
| First Sub | | | |
| Xavian Stapleton | 7 | | |
| E.J. Datcher | 4 | | |
| Schnider Herard | 4 | | |
| Eli Wright | 3 | | |
| Lamar Peters | 2 | | |
| Tyson Carter | 1 | | |
| Scored First Points | | | |
| Aric Holman | 6 | | |
| Quinnndary Weatherspoon | 3 | | |
| Nick Weatherspoon | 2 | | |
| Tyson Carter | 1 | | |

DIFFERENCE BETWEEN WINNING AND LOSING

| Wins | Stat | Losses |
|-------|-----------------|--------|
| 77.8 | Points | 50.0 |
| 60.7 | Opp. Points | 65.0 |
| +17.1 | Scoring Margin | -15.0 |
| .490 | FG% | .302 |
| .376 | Opp. FG% | .407 |
| .313 | 3FG% | .286 |
| .304 | Opp. 3FG% | .350 |
| .667 | FT% | .750 |
| .624 | Opp. FT% | .875 |
| 39.5 | Rebounds | 38.0 |
| 34.3 | Opp. Rebounds | 37.0 |
| +5.3 | Rebound Margin | +1.0 |
| 14.5 | Assists | 9.0 |
| 14.7 | Turnovers | 16.0 |
| +1.8 | Turnover Margin | 0.6 |
| 7.2 | Steals | 9.0 |
| 6.3 | Blocks | 4.0 |

BULLDOGS IN SEC

| CATEGORY | RANK |
|-----------------------|------|
| Scoring offense | 11 |
| Scoring defense | 1 |
| FG% | 6 |
| FG% defense | 2 |
| 3PT FG% | 14 |
| 3PT FG% defense | 3 |
| FT% | 12 |
| Rebounds | 5 |
| Rebounds allowed | 6 |
| Rebound margin | 7 |
| Assists | T10 |
| Blocked shots | 3 |
| Steals | 4 |
| Turnover margin | T6 |
| Assist/Turnover ratio | T13 |

SEASON AND CAREER TOTALS

| 2017-18 Career | | | 2017-18 Career | | | 2017-18 Career | | |
|-----------------------------|----------|------------|----------------------------------|---------|----------|-----------------------|---------|---------|
| Double-Digit Scoring | | | Double-Doubles | | | 5+ Block Games | | |
| Q. Weatherspoon | 9 (8-1) | 54 (32-22) | Aric Holman | 3 (2-1) | 5 (4-1) | Aric Holman | | 2 (2-0) |
| Tyson Carter | 5 (5-0) | 16 (11-5) | Abdul Ado | 1 (1-0) | 1 (1-0) | Schnider Herard | 1 (1-0) | 1 (1-0) |
| Aric Holman | 10 (9-1) | 22 (18-4) | Quinnndary Weatherspoon | 1 (1-0) | 3 (3-0) | Abdul Ado | 1 (1-0) | 1 (1-0) |
| Lamar Peters | 4 (4-0) | 21 (13-8) | Schnider Herard | | 2 (1-1) | | | |
| Schnider Herard | | 4 (2-2) | Xavian Stapleton | | 1 (1-0) | | | |
| Eli Wright | 1 (1-0) | 3 (3-0) | | | | | | |
| Xavian Stapleton | 1 (1-0) | 8 (5-3) | 3+ 3-Pointers | | | | | |
| Nick Weatherspoon | 9 (8-1) | 9 (8-1) | Tyson Carter | 2 (2-0) | 9 (7-2) | | | |
| Abdul Ado | 2 (2-0) | 2 (2-0) | Quinnndary Weatherspoon | 1 (1-0) | 14 (9-5) | | | |
| E.J. Datcher | 1 (1-0) | 1 (1-0) | Lamar Peters | 2 (2-0) | 11 (7-4) | | | |
| KeyShawn Feazell | 1 (1-0) | 1 (1-0) | Xavian Stapleton | 1 (1-0) | 3 (2-1) | | | |
| | | | Nick Weatherspoon | 2 (2-0) | 2 (2-0) | | | |
| | | | Nick Singleton | 1 (1-0) | 1 (1-0) | | | |
| | | | Aric Holman | 1 (0-1) | 1 (0-1) | | | |
| 20+ Points | | | | | | | | |
| Quinnndary Weatherspoon | 4 (4-0) | 14 (12-2) | 10+ 3-Point Attempt Games | | | | | |
| Lamar Peters | | 4 (3-1) | Lamar Peters | | 2 (2-0) | | | |
| Tyson Carter | 2 (2-0) | 3 (2-1) | Tyson Carter | 2 (2-0) | 4 (3-1) | | | |
| Aric Holman | 1 (1-0) | 1 (1-0) | | | | | | |
| 30+ Points | | | 3+ Steal Games | | | | | |
| Tyson Carter | 1 (1-0) | 1 (1-0) | Quinnndary Weatherspoon | 2 (2-0) | 10 (7-3) | | | |
| 10+ Rebounds | | | Lamar Peters | 1 (1-0) | 5 (3-2) | | | |
| Aric Holman | 3 (2-1) | 6 (5-1) | Xavian Stapleton | 1 (1-0) | 2 (2-0) | | | |
| Abdul Ado | 3 (3-0) | 3 (3-0) | Nick Weatherspoon | 2 (1-1) | 2 (1-1) | | | |
| Quinnndary Weatherspoon | 1 (1-0) | 3 (3-0) | Tyson Carter | 1 (1-0) | 1 (1-0) | | | |
| Schnider Herard | | 3 (2-1) | Abdul Ado | 1 (0-1) | 1 (0-1) | | | |
| Xavian Stapleton | | 1 (1-0) | | | | | | |

Note: Record in games in ()



Ben Howland

**22nd Season Overall | 3rd Season At Mississippi State
442-240 (41-34 at MSU)**

- On March 23, 2015, Ben Howland was named the 20th head coach in Mississippi State history.
- In four different stints as a head coach, Howland has a 442-240 record – Northern Arizona (79-59), Pittsburgh (89-40), UCLA (233-107) and Mississippi State (41-34).
- Led UCLA to three-consecutive Final Fours.
- In 2006, the Bruins played Florida for the national championship.
- In 2008, Howland became one of three coaches in NCAA Division I history to win at least 30 games in three-straight seasons, joining Adolph Rupp (Kentucky 1947-49) and John Calipari (Memphis, 2006-08).
- During his 10-year tenure at UCLA, the Bruins went to the NCAA Tournament seven times and won four Pac-10 regular-season crowns, while having 18 players drafted by NBA teams.
- His 97 victories from 2006-08 stand as the most by any UCLA head coach in a three-year span.
- Has been a Conference Coach of the Year in the Pac-10, Big East and Big Sky.
- His final two years at Pitt, the Panthers went 57-11 and reached the Sweet 16 both years.
- In 2003, Pittsburgh won the Big East Tournament crown and held the nation's No. 2 ranking for eight weeks in the Associated Press poll before ending the year at No. 4.
- In 2002, Howland guided the Panthers to a school-record 29 wins en route to becoming the school's first coach in 26 years to garner National Coach of the Year honors.
- Howland's first coaching gig was at Northern Arizona, where his last three teams posted 20-plus win seasons, including a school-record 21 victories in 1997 en route to capturing the Big Sky regular-season title and played in the NIT.
- In 1998, Howland guided NAU to its first NCAA Tournament after capturing the Big Sky Tournament championship and second-straight regular-season crown.
- Howland spent one year as a graduate assistant at Gonzaga (1981) before becoming an assistant at California-Santa Barbara from 1982-94.
- Played two years at Santa Barbara College before transferring to Weber State, where he earned his degree in physical education in 1979.
- Howland and his wife, Kim, a former Weber State cheerleader, have two children – Meredith and Adam (Brittney) – and two grandsons, Benjamin Clark Howland II and Elijah Howland.



Howland's Year-By-Year Record

Northern Arizona (1994-99)

| Year | Overall | Big Sky Record | Postseason |
|---------------|---------------------|---------------------|------------------|
| 1995 | 9-17 | 4-10 (7th) | |
| 1996 | 7-19 | 3-11 (7th) | |
| 1997 | 21-7 | 13-1 (1st) | NIT First Round |
| 1998 | 21-8 | 12-2 (1st) | NCAA First Round |
| 1999 | 21-8 | 12-4 (2nd) | |
| Totals | 79-59 (.572) | 44-28 (.611) | |

Pittsburgh (2000-03)

| Year | Overall | Big East Record | Postseason |
|---------------|---------------------|---------------------|------------------|
| 2000 | 13-15 | 5-11 (11th) | |
| 2001 | 19-14 | 7-9 (5th West) | NIT Second Round |
| 2002 | 29-6 | 13-3 (1st West) | NCAA Sweet 16 |
| 2003 | 28-5 | 13-3 (T1st West) | NCAA Sweet 16 |
| Totals | 89-40 (.690) | 38-26 (.594) | |

UCLA (2004-13)

| Year | Overall | Pac-10/12 Record | Postseason |
|---------------|-----------------------|----------------------|-------------------|
| 2004 | 11-17 | 7-11 (11th) | |
| 2005 | 18-11 | 11-7 (T3rd) | NCAA First Round |
| 2006 | 32-7 | 14-4 (1st) | NCAA Runner-up |
| 2007 | 30-6 | 15-3 (1st) | NCAA Final Four |
| 2008 | 35-4 | 16-2 (1st) | NCAA Final Four |
| 2009 | 26-9 | 13-5 (2nd) | NCAA Second Round |
| 2010 | 14-18 | 8-10 (T5th) | |
| 2011 | 23-11 | 13-5 (2nd) | NCAA Second Round |
| 2012 | 19-14 | 11-7 (T5th) | |
| 2013 | 25-10 | 13-5 (1st) | NCAA First Round |
| Totals | 233-107 (.685) | 121-59 (.672) | |

Mississippi State (2016-Present)

| Year | Overall | SEC Record | Postseason |
|-------------------------------|---------------------|---------------------|------------|
| 2016 | 14-17 | 7-11 | |
| 2017 | 16-16 | 6-12 | |
| 2018 | 11-1 | | |
| Totals | 41-34 (.547) | 13-23 (.361) | |
| OVERALL 442-240 (.648) | | | |

**1ST MSU WIN
EASTERN WASHINGTON
FEB. 13, 2015**

**5TH MSU WIN
TULANE
DEC. 19, 2015**

**1ST SEC WIN
OLE MISS
JAN. 23, 2016**

**10TH MSU WIN
ARKANSAS
FEB. 9, 2016**

**15TH WIN
NORFOLK STATE
NOV. 11, 2016**

**20TH MSU WIN
GEORGIA STATE
DEC. 4, 2016**

**25TH MSU WIN
ARKANSAS
JAN. 10, 2017**

**30TH MSU WIN
LSU
MARCH 8, 2017**

**40TH MSU WIN
LITTLE ROCK
DEC. 20, 2017**

**42
BIGGEST WIN
SOUTHERN MISS.
DEC. 19, 2016**

UNDER BEN HOWLAND . . .

| CATEGORY | 2018 | AT MSU |
|--|------|--------|
| Leads at Halftime | 9-0 | 30-3 |
| Trails at Halftime | 2-1 | 8-30 |
| Is Tied at Halftime | | 3-1 |
| Shoots 45% or better from the field | 9-0 | 34-8 |
| Shoots less than 45% from the field | 2-1 | 7-26 |
| Opp. shoots less than 45% from the field | 10-1 | 31-14 |
| Opp. shoots 45% or better from the field | 1-0 | 10-20 |
| Outrebounds (or ties) the opponent | 9-1 | 27-11 |
| Outrebounded by the opponent | 2-0 | 14-23 |
| More Assists (or ties) than the opponent | 10-0 | 38-15 |
| Fewer Assists than the opponent | 1-1 | 3-19 |
| Fewer (or ties) TOs than opponent | 8-0 | 31-11 |
| More TOs than opponent | 3-1 | 10-23 |
| Holds opponents to 65 points or less | 8-1 | 24-4 |
| In games decided by 10 points or less | 5-0 | 18-23 |
| All Games | 11-1 | 41-34 |
| Home Games | 10-0 | 30-12 |
| Road Games | 0-1 | 4-17 |
| Neutral-sites | 1-0 | 7-5 |
| Non-SEC Games | 11-1 | 27-9 |
| Non-SEC Home Games | 10-0 | 21-3 |
| Non-SEC Road Games | 0-1 | 0-3 |
| Non-SEC Neutral-site Games | 1-0 | 6-3 |
| SEC Games | | 13-23 |
| SEC Home Games | | 9-9 |
| SEC Road Games | | 4-14 |
| SEC Tournament | | 1-2 |
| November Games | 6-0 | 13-5 |
| December Games | 5-1 | 14-4 |
| January Games | | 6-11 |
| February Games | | 5-11 |
| March Games | | 3-3 |
| Monday Games | 1-0 | 3-1 |
| Tuesday Games | 0-1 | 3-12 |
| Wednesday Games | 2-0 | 6-5 |
| Thursday Games | 1-0 | 5-4 |
| Friday Games | 1-0 | 4-2 |
| Saturday Games | 4-0 | 14-10 |
| Sunday Games | 2-0 | 5-0 |
| Overtime Games | | 0-2 |
| Television Games | 10-1 | 29-33 |

| | | | | | |
|-----------------------|-------|------------------------|------|---------------------|-------|
| Alabama | 2-4 | Kent State | 0-1 | Sacramento State | 7-2 |
| Alabama State | 1-0 | Kentucky | 1-3 | Sam Houston State | 2-1 |
| Albany | 1-0 | Lehigh | 0-1 | San Diego | 0-3 |
| Appalachian State | 1-0 | Little Rock | 1-0 | San Diego State | 0-1 |
| Arizona | 14-11 | Long Beach State | 3-1 | San Jose State | 1-0 |
| Arizona State | 17-8 | Louisiana Tech | 1-0 | Savannah State | 1-0 |
| Arkansas | 2-2 | Loyola Marymount | 3-2 | Seton Hall | 5-2 |
| Arkansas-Pine Bluff | 1-0 | LSU | 4-1 | Sonoma State | 1-0 |
| Auburn | 1-1 | Marist | 1-0 | South Carolina | 1-3 |
| Belmont | 1-0 | Marquette | 0-1 | South Florida | 0-1 |
| Boise State | 1-4 | Maryland | 1-0 | Southeast Louisiana | 1-0 |
| Boston College | 4-2 | McNeese State | 1-0 | Southern University | 0-1 |
| Butler | 0-1 | Memphis | 1-2 | Southern Cal | 14-9 |
| BYU | 2-0 | Mercer | 1-0 | Southern Illinois | 1-0 |
| Cal Poly | 2-2 | Miami | 3-4 | Southern Miss | 2-0 |
| Cal State Bakersfield | 1-0 | Miami (OH) | 1-0 | Southern Utah | 3-1 |
| Cal State Fullerton | 1-1 | Michigan | 4-3 | Southwest Texas | 0-1 |
| Cal State Northridge | 9-2 | Michigan State | 3-1 | St. Bonaventure | 2-0 |
| CSU San Bernardino | 1-0 | Middle Tenn. State | 0-1 | St. Francis (N.Y.) | 2-0 |
| California | 17-10 | Minnesota | 0-1 | St. Francis (Pa.) | 4-0 |
| Central Conn. State | 1-0 | Mississippi State | 0-2 | St. Johns | 2-3 |
| Central Florida | 0-1 | Missouri-Kansas City | 1-1 | St. Martin's | 1-0 |
| Chaminade (Hawaii) | 3-0 | MVSU | 1-0 | Stanford | 14-7 |
| Chicago State | 1-0 | Missouri | 3-0 | Stephen F. Austin | 2-1 |
| Cincinnati | 0-2 | Missouri State | 1-0 | Syracuse | 4-5 |
| Co. of Notre Dame | 1-0 | Montana | 6-5 | Temple | 1-0 |
| Colorado | 2-0 | Montana State | 9-3 | Tennessee | 1-3 |
| Colorado College | 2-0 | Montana Tech | 1-0 | Tennessee Martin | 2-0 |
| Colorado State | 1-0 | Morehead State | 1-0 | Texas | 1-3 |
| Concordia (Calif.) | 0-1 | Morgan State | 1-0 | Texas A&M | 3-2 |
| Connecticut | 2-3 | Morris Brown | 1-0 | Texas Arlington | 1-1 |
| Coppin State | 1-0 | N. Mexico Highlands | 1-0 | Texas El Paso | 1-0 |
| Davidson | 1-0 | Nebraska | 1-1 | Texas Tech | 0-2 |
| Dayton | 1-0 | Nevada | 1-0 | Texas Pan American | 2-0 |
| Delaware State | 2-0 | New Mexico State | 2-0 | Texas Southern | 1-0 |
| DePaul | 1-0 | New Orleans | 2-0 | Tulane | 1-0 |
| Drexel | 1-0 | Norfolk State | 3-0 | UC Davis | 3-0 |
| Duquesne | 3-1 | North Carolina AT&T | 1-0 | UC Irvine | 5-1 |
| East Carolina | 0-1 | North Carolina Central | 1-0 | UC Riverside | 2-0 |
| East Tennessee State | 0-1 | North Dakota State | 1-0 | UC Santa Barbara | 0-1 |
| Eastern Illinois | 1-0 | North Georgia | 1-0 | UCLA | 0-1 |
| Eastern Washington | 11-1 | Northern Arizona | 1-0 | UNLV | 0-1 |
| Elon | 1-0 | Northern Colorado | 1-0 | Utah | 2-1 |
| Florida | 0-5 | Northwestern State | 1-0 | Vanderbilt | 1-1 |
| Florida A&M | 1-0 | Notre Dame | 5-8 | Vermont | 1-0 |
| Florida International | 2-1 | Oakland | 2-0 | Villanova | 3-3 |
| Florida State | 0-1 | Occidental College | 1-0 | VCU | 1-3 |
| Fresno State | 1-0 | Ohio State | 2-0 | Virginia Tech | 2-0 |
| George Mason | 1-0 | Ole Miss | 1-3 | Wagner | 2-0 |
| George Washington | 1-0 | Oral Roberts | 0-2 | Washington | 10-11 |
| Georgetown | 5-4 | Oregon | 12-8 | Washington State | 18-3 |
| Georgia | 1-4 | Oregon State | 17-4 | Weber State | 3-9 |
| Georgia State | 1-0 | Pacific | 1-0 | West Virginia | 5-4 |
| Georgia Tech | 1-0 | Penn State | 2-1 | Western Illinois | 2-0 |
| Gonzaga | 1-0 | Pennsylvania | 1-0 | Western Kentucky | 1-0 |
| Green Bay | 1-0 | Pepperdine | 4-0 | Western Oregon | 1-0 |
| Idaho | 1-3 | Pittsburgh | 1-0 | Wright State | 1-0 |
| Idaho State | 8-3 | Portland | 0-1 | Wyoming | 1-0 |
| Illinois State | 1-0 | Portland State | 5-3 | Xavier | 1-0 |
| Indiana | 2-0 | Prairie View A&M | 2-0 | Yale | 1-0 |
| Indiana State | 1-0 | Providence | 3-1 | Youngstown State | 1-0 |
| IUPUI | 1-0 | Rhode Island | 2-0 | | |
| Jacksonville State | 1-0 | Richmond | 1-0 | | |
| James Madison | 1-0 | Robert Morris | 4-0 | | |
| Kansas | 1-3 | Rutgers | 6-1 | | |

TOTAL: 442-240

On The Bench . . .



George Brooks
8th Year

- Played for the Bulldogs from 1992-94.
- Helped develop forwards Arnett Moultrie, a first-round draft choice in the 2012 NBA draft and Gavin Ware, along with Jamarion Moon and Ronald Murray who went on to enjoy NBA careers.
- Named the second-best recruiter in the SEC by Sporting News this past summer.



Korey McCray
3rd Year

- Spent two seasons under Howland at UCLA.
- Worked with and created tailor-made off-season training programs for NBA talents such as Dwight Howard, John Wall, Javaris Crittenton, Anthony Morrow, Jarrett Jack, Jarvis Hayes, Von Wafer, Mario West and Damien Wilkins.
- In 2012, he was instrumental in UCLA landing the No. 1-ranked recruiting class.



Ernie Ziegler
3rd Year

- Spent six seasons at Central Michigan (2007-12) as head coach, leading the Chippewas to two Mid-American Conference West Division titles and a pair of Michigan MAC Trophies.
- He spent five seasons as an assistant under the tutelage of Howland at both Pittsburgh (2002-03) and UCLA (2004-06).
- From 1992 to 1997, Zeigler was the head AAU coach for Team Detroit.

MISSISSIPPI STATE BY THE NUMBERS

GAME-BY-GAME SPECIALTY STATS *(MSU First)*

| <u>Opponent</u> | <u>Paint</u> | <u>Off TO</u> | <u>2nd Chance</u> | <u>Fast Break</u> | <u>Bench</u> |
|--------------------|--------------|---------------|-------------------|-------------------|--------------|
| Alabama State | 46/32 | 17/4 | 11/16 | 14/0 | 50/34 |
| Florida A&M | 42/22 | 25/9 | 4/5 | 14/9 | 26/12 |
| Green Bay | 48/22 | 21/17 | 10/4 | 8/2 | 22/33 |
| Stephen F. Austin | 36/24 | 17/12 | 9/10 | 6/6 | 6/23 |
| Jacksonville State | 40/28 | 4/14 | 7/10 | 4/2 | 11/19 |
| North Dakota State | 28/20 | 21/14 | 10/6 | 12/2 | 10/16 |
| Dayton | 24/26 | 21/15 | 2/6 | 2/4 | 13/6 |
| North Georgia | 46/30 | 18/5 | 11/12 | 8/4 | 45/25 |
| Cincinnati | 24/24 | 6/22 | 6/13 | 12/6 | 0/6 |
| UT Martin | 44/22 | 21/10 | 31/11 | 12/10 | 31/23 |
| Little Rock | 30/28 | 27/10 | 13/11 | 6/0 | 12/20 |
| Southern Miss | 28/20 | 15/26 | 6/12 | 4/2 | 28/7 |

GAME-BY-GAME LEAD/DEFICIT

| <u>Opponent</u> | <u>Largest Lead</u> | <u>Largest Deficit</u> | <u>Final Score</u> |
|--------------------|---------------------|------------------------|--------------------|
| Alabama State | 35 (76-41, 2nd) | 1 (0-1, 1st) | W, 96-68 |
| Florida A&M | 36 (79-43, 2nd) | Never Trailed | W, 79-48 |
| Green Bay | 16 (24-8, 1st) | Never Trailed | W, 77-68 |
| Stephen F. Austin | 16 (68-52, 2nd) | 8 (32-40, 1st) | W, 80-75 |
| Jacksonville State | 4 (4-0, 1st) | 8 (33-41, 2nd) | W, 59-56 |
| North Dakota State | 27 (81-54, 2nd) | Never Trailed | W, 83-59 |
| Dayton | 21 (41-20, 2nd) | 1 (5-6, 1st) | W, 61-59 |
| North Georgia | 38 (92-54, 2nd) | Never Trailed | W, 95-62 |
| Cincinnati | 3 (3-0, 1st) | 19 (33-53) | L, 65-50 |
| UT Martin | 38 (90-52, 2nd) | 2 (4-6, 1st) | W, 92-61 |
| Little Rock | 22 (62-40, 2nd) | 3 (0-3, 1st) | W, 64-48 |
| Southern Miss | 11 (26-15, 1st) | 4 (49-53, 2nd) | W, 70-64 |

Mississippi State Scoring By The Half

| <u>Team</u> | <u>1st Half</u> | <u>2nd Half</u> | <u>OT</u> |
|--------------------|-----------------|-----------------|-----------|
| Alabama State | 58 | 31 | |
| Florida A&M | 28 | 51 | |
| Green Bay | 40 | 37 | |
| Stephen F. Austin | 32 | 48 | |
| Jacksonville State | 25 | 34 | |
| North Dakota State | 29 | 54 | |
| Dayton | 35 | 26 | |
| North Georgia | 53 | 42 | |
| Cincinnati | 25 | 25 | |
| UT Martin | 39 | 53 | |
| Little Rock | 26 | 38 | |
| Southern Miss | 36 | 34 | |

Lowest First Half: 25, Jacksonville State, Cincinnati

Highest First Half: 58, Alabama State

Lowest 2nd Half: 25, Cincinnati

Highest 2nd Half: 54, North Dakota State

Opponent Scoring By The Half

| <u>Team</u> | <u>1st Half</u> | <u>2nd Half</u> | <u>OT</u> |
|--------------------|-----------------|-----------------|-----------|
| Alabama State | 31 | 37 | |
| Florida A&M | 17 | 31 | |
| Green Bay | 32 | 36 | |
| Stephen F. Austin | 40 | 35 | |
| Jacksonville State | 29 | 27 | |
| North Dakota State | 24 | 35 | |
| Dayton | 20 | 39 | |
| North Georgia | 26 | 36 | |
| Cincinnati | 35 | 30 | |
| UT Martin | 33 | 28 | |
| Little Rock | 23 | 25 | |
| Southern Miss | 26 | 37 | |

Lowest First Half: 17, Florida A&M

Highest First Half: 40, Stephen F. Austin

Lowest 2nd Half: 25, Little Rock

Highest 2nd Half: 39, Dayton

MISSISSIPPI STATE BY THE NUMBERS

MSU'S 2017-18 RECORD WHEN . . .

| | |
|--|------|
| Leads at Halftime | 9-0 |
| Trails at Halftime | 2-1 |
| Is Tied at Halftime | |
| Shoots 45% or better from the field | 9-0 |
| Shoots less than 45% from the field | 2-1 |
| Opp. shoots less than 45% from the field | 10-1 |
| Opp. shoots 45% or better from the field | 1-0 |
| Outrebounded (or ties) the opponent | 9-1 |
| Outrebounded by the opponent | 2-0 |
| More Assists (or ties) than the opponent | 10-0 |
| Fewer Assists than the opponent | 1-1 |
| Fewer (or ties) TOs than opponent | 8-0 |
| More TOs than opponent | 3-1 |
| Holds opponents to 65 points or less | 8-1 |
| In games decided by 10 points or less | 5-0 |

MSU'S 2017-18 RECORD IN . . .

| | |
|----------------------------|------|
| All Games | 11-1 |
| Home Games | 10-0 |
| Road Games | 0-1 |
| Neutral-sites | 1-0 |
| Non-SEC Games | 11-1 |
| Non-SEC Home Games | 10-0 |
| Non-SEC Road Games | 0-1 |
| Non-SEC Neutral-site Games | 1-0 |
| SEC Games | |
| SEC Home Games | |
| SEC Road Games | |
| SEC Tournament | |
| November Games | 6-0 |
| December Games | 5-1 |
| January Games | |
| February Games | |
| March Games | |
| Monday Games | 1-0 |
| Tuesday Games | 0-1 |
| Wednesday Games | 2-0 |
| Thursday Games | 1-0 |
| Friday Games | 1-0 |
| Saturday Games | 4-0 |
| Sunday Games | 2-0 |
| Overtime Games | |
| Television Games | 10-1 |
| Games vs. Ranked Opponents | 0-1 |

MISC. 2017-18 TEAM STATS

Largest Lead Surrendered in Loss:

3, Cincinnati (12-12-17)

Largest Deficit Overcome in Win:

8, Stephen F. Austin (11-22-17) and
Jacksonville State (11-26-17)

Largest Lead at Anytime:

38, North Georgia (12-09-17) and
UT Martin (12-12-17)

Largest Deficit Anytime:

19, Cincinnati (12-12-17)

MISCELLANEOUS MSU INDIVIDUAL STATISTICS

Games Scoring in Double Figures: Holman 10, Q. Weatherspoon 9, N. Weatherspoon 9, Carter 5, Peters 4, Ado 2, Wright, Datcher, Feazell, Stapleton

Games Scoring 20-plus Points: Q. Weatherspoon 4, Carter 2, Holman 1

Games Scoring 30-plus Points: Carter

Games Rebounding in Double Figures: Holman 3, Ado 3, Q. Weatherspoon

Games With Double Figures in Assists: Q. Weatherspoon

Games With Double-Doubles: Holman 3, Ado, Q. Weatherspoon

Games With Triple-Doubles:

Games As Team High Scorer (or co-leader): Q. Weatherspoon 5, Carter 3, Holman 2, Peters 2, Ado, N. Weatherspoon, Stapleton

Games As Team High Rebounder (or co-leader): Holman 6, Ado 5, Q. Weatherspoon 2, Peters

Games As Team Leader in Assists (or co-leader): Q. Weatherspoon 8, Peters 4, N. Weatherspoon 2, Carter

Games As Team Leader in Steals (or co-leader): Q. Weatherspoon 7, Ado 4, Peters 3, Stapleton 3, N. Weatherspoon 3, Carter 2

Games As Team Leader in Blocks (or co-leader): Ado 6, Peters 2, Stapleton 2, Herard, Datcher, Holman 2, Q. Weatherspoon, Wright,

Games As Team Leader in Turnovers (or co-leader): Ado 6, Q. Weatherspoon 4, Peters 3, N. Weatherspoon 2, Carter, Stapleton, Singleton, Holman

MSU'S RECORD BY STARTING LINEUP

N. Weatherspoon, Q. Weatherspoon, Carter, Holman, Ado 8-1

N. Weatherspoon, Q. Weatherspoon, Peters, Holman, Ado 2-0

N. Weatherspoon, Q. Weatherspoon, Peters, Stapleton, Datcher 1-0

GAME-BY-GAME STARTERS

| <u>Opponent</u> | <u>Date</u> | <u>Guard</u> | <u>Guard</u> | <u>Guard</u> | <u>Forward</u> | <u>Forward</u> | <u>Record</u> |
|--------------------|-------------|--------------|--------------|--------------|----------------|----------------|---------------|
| Alabama State | 11-10-17 | W'Spoon | W'Spoon | Peters | Stapleton | Datcher | 1-0 |
| Florida A&M | 11-18-17 | W'Spoon | W'Spoon | Peters | Holman | Ado | 2-0 |
| Green Bay | 11-20-17 | W'Spoon | W'Spoon | Peters | Holman | Ado | 3-0 |
| Stephen F. Austin | 11-22-17 | W'Spoon | W'Spoon | Carter | Holman | Ado | 4-0 |
| Jacksonville State | 11-26-17 | W'Spoon | W'Spoon | Carter | Holman | Ado | 5-0 |
| North Dakota State | 11-30-17 | W'Spoon | W'Spoon | Carter | Holman | Ado | 6-0 |
| Dayton | 12-03-17 | W'Spoon | W'Spoon | Carter | Holman | Ado | 7-0 |
| North Georgia | 12-09-17 | W'Spoon | W'Spoon | Carter | Holman | Ado | 8-0 |
| Cincinnati | 12-12-17 | W'Spoon | W'Spoon | Carter | Holman | Ado | 8-1 |
| UT Martin | 12-16-17 | W'Spoon | W'Spoon | Carter | Holman | Ado | 9-1 |
| Little Rock | 12-20-17 | W'Spoon | W'Spoon | Carter | Holman | Ado | 10-1 |
| Southern Miss | 12-23-17 | W'Spoon | W'Spoon | Carter | Holman | Ado | 11-1 |
| North Florida | | | | | | | |
| Arkansas | | | | | | | |
| Ole Miss | | | | | | | |
| Florida | | | | | | | |
| Auburn | | | | | | | |
| Vanderbilt | | | | | | | |
| Alabama | | | | | | | |
| Kentucky | | | | | | | |
| Missouri | | | | | | | |
| South Carolina | | | | | | | |
| Georgia | | | | | | | |
| Alabama | | | | | | | |
| Missouri | | | | | | | |
| Vanderbilt | | | | | | | |
| Ole Miss | | | | | | | |
| Texas A&M | | | | | | | |
| South Carolina | | | | | | | |
| Tennessee | | | | | | | |
| LSU | | | | | | | |

2017-18 Win-Loss Differential

| Diff. | 1 | 2 | 3 | 4 | 5 | 6 | 7 | 8 | 9 | 10 | 11 | 12 | 13 | 14 | 15 | 16 | 17 | 18 | 19 | 20 | 21 | 22 | 23 | 24 | 25+ |
|-------|---|---|---|---|---|---|---|---|---|----|----|----|----|----|----|----|----|----|----|----|----|----|----|----|-----|
| Won | | 1 | 1 | | 1 | 1 | | | 1 | | | | | | | 1 | | | | | | | | 1 | 4 |
| Lost | | | | | | | | | | | | | | | 1 | | | | | | | | | | |

THE LAST TIME . . .

THE LAST TIME AN MSU PLAYER ...

Scored 30 or more points in a game:

32, Ravern Johnson vs. Tenn. St. (11-12-10)

Scored 33 or more points in a game:

33, Craig Sword at LSU (2-19-14)

Scored 34 or more points in a game:

34, Arnett Moultrie vs. UMass (3-13-12)

Scored 35 or more points in a game:

35, Tyson Carter vs. NDSU (11-30-17)

Scored 37 or more points in a game:

39, Jeff Malone vs. Alabama (1-31-83)

Scored 40 or more points in a game:

40, Rickey Brown vs. Auburn (3-7-77)

Scored 20+ points in back-to-back games:

Quinnndary Weatherspoon 21 vs. UT Martin (12-16-17); 21 vs. Little Rock (12-20-17)

Scored 20+ points in three-consecutive games:

Craig Sword (24 vs. Loyola, 12-01-13; 24 vs. TCU, 12-05-13; 22 vs. SELA, 12-13-13)

Scored 20+ points in five-consecutive games:

Jeff Malone, 1982-83 (11 consecutive)

Scored 30+ points in back-to-back games:

Jeff Malone (36 at Ole Miss & 30 vs. Georgia, 1982-83)

Scored 30+ points in three-consecutive games:

Jeff Malone (33 at LSU; 36 at Ole Miss & 30 vs. Georgia, 1982-83)

Two players score 20+ points in same game:

Aric Holman, 21; Quinnndary Weatherspoon, 21 vs. UT Martin (12-16-17)

Made 10 field goals in a game:

10, Weatherspoon vs. Morehead (12-22-16)

Made 11 field goals in a game:

11, Q. Weatherspoon, Missouri (1-25-17)

Made 12 field goals in a game:

12, Tyson Carter, NDSU (11-30-17)

Made 13 field goals in a game:

13, Horatio Webster vs. SW Missouri St. (11-23-97)

Made 14 field goals in a game:

14, Cameron Burns at Georgia (1-17-90)

Made 15 or more field goals in a game:

16, Raymond Brown vs. Florida (3-2-85)

Attempted 20 field goals in a game:

20, Ravern Johnson vs. St. Mary's (12-29-10)

Attempted 21 or more field goals in a game:

21, Dee Bost vs. Kentucky (2-16-10)

Attempted 23 or more field goals in a game:

23, Arnett Moultrie vs. UMass (3-13-12)

Attempted 25 field goals in a game:

25, Chuck Evans at Alabama (3-6-93)

Attempted 26 field goals in a game:

26, Tony Watts at Ole Miss (2-22-92)

Attempted 27 or more field goals in a game:

28, Jeff Malone vs. Vanderbilt (1-8-83)

Made six 3-pointers in a game:

6, Tyson Carter vs. Dayton (12-3-17)

Made seven 3-pointers in a game:

7, Lamar Peters vs. Missouri (1-25-17)

Made eight or more 3-pointers in a game:

8, Winsome Frazier vs. UMKC (11-23-04)

Attempted 11 3-pointers in a game:

11, Dee Bost vs. Detroit (12-17-11)

Attempted 12 3-pointers in a game:

12, Ravern Johnson vs. ETSU (12-11-10)

Attempted 13 or more 3-pointers in a game:

13, Dee Bost vs. Troy (12-10-11)

Attempted 16 or more 3-pointers in a game:

17, Darryl Wilson vs. Alabama (3-4-95)

Made 14 or more free throws in a game:

14, Trivante Bloodman vs. Auburn (2-15-14)

Made 15 or more free throws in a game:

15, Craig Sword vs. Ole Miss (1-11-14)

Attempted 17 free throws in a game:

17, Jarvis Varnado at Houston (12-19-09)

Attempted 18 free throws in a game:

18, Craig Sword vs. Ole Miss (1-11-14)

Attempted 19 free throws in a game:

19, Carl Nichols vs. SE La. (12-1-88)

Had 16 rebounds in a game:

16, Gavin Ware vs. Maryland ES (1-2-14)

Had 17 rebounds in a game:

17, Gavin Ware at Auburn (1-21-15)

Had 18 or more rebounds in a game:

21, Wesley Morgan vs. SE La. (11-28-05)

Had 22 or more rebounds in a game:

23, Rickey Brown vs. Vanderbilt (12-6-79)

Had 24 or more rebounds in a game:

24, Wiley Peck vs. Alabama (1-27-79)

Had 10 or more offensive rebounds in a game:

11, Arnett Moultrie vs. Northwestern State (12-22-11)

Had 10 or more defensive rebounds in a game:

10, Aric Holman vs. So. Miss (12-19-16)

Had 13 or more defensive rebounds in a game:

13, Colin Borchert (3-9-13)

Had 15 or more defensive rebounds in a game:

15, Jarvis Varnado at San Diego (12-31-09)

Had 10 assists in a game:

10, Q. Weatherspoon vs. NDSU (11-30-17)

Had 11 assists in a game:

11, I.J. Ready vs. No. Colorado (12-23-15)

Had 13 assists in a game:

13, I.J. Ready vs. LSU (3-4-17)

Had 14 assists in a game:

14, Gary Ervin vs. Florida A&M (12-20-04)

Had 15 or more assists in a game:

16, Chuck Evans at UMKC (2-23-93)

Had 10 or more turnovers in a game:

10, Charles Rhodes vs. Nicholls (11-11-06)

Had five or more blocks in a game:

5, Abdul Ado vs. Stephen F. Austin (11-22-17)

Had six or more blocks in a game:

6, Schneider Herard vs. Fla. A&M (11-18-17)

Had seven blocks in a game:

7, Jarvis Varnado at LSU (2-20-10)

Had eight blocks in a game:

8, Jarvis Varnado vs. Alabama (2-24-10)

Had nine blocks in a game:

9, Jarvis Varnado at Vanderbilt (2-3-10)

Had 10 blocks in a game:

10, Jarvis Varnado vs. Arkansas (1-14-10)

Had 10+ blocks in two consecutive games:

Jarvis Varnado (10 vs. Georgia & 10 vs. Kentucky, 2007-08)

Had five steals in a game:

5, Lamar Peters vs. Texas A&M (1-14-17)

Had six or more steals in a game:

7, Craig Sword vs. Ole Miss (1-11-14)

LAST TIME AN MSU TEAM...

Scored 100 or more points:

106 vs. Eastern Washington (11-13-15)

Scored 100 or more points in an SEC game:

105 vs. Auburn (3-2-04)

Allowed 100 or more points in an SEC game:

115 at Arkansas (2-20-93)

Allowed 100 or more points in non-SEC play:

105 vs. Miami (11-19-15)

Was held to 52 points or less:

52 vs. Florida (2-18-17)

Was held to 50 points:

50 vs. Cincinnati (12-12-17)

Was held to 49 points or less:

48 vs. Vanderbilt (2-25-17)

Was held to 45 points or less:

41 at Georgia (2-7-15)

Was held to 40 points or less:

36 vs. Missouri (2-13-13)

Was held to 35 points or less:

31 vs. Vanderbilt (2-23-13)

Was held to fewer than 10 points in a half:

9 at Arkansas, first (2-7-15)

Held opponent to 59 points or less:

59 vs. Dayton (12-3-17)

Held opponent to 56 points or less:

56 vs. Jacksonville State (11-26-17)

Held opponent to 55 points or less:

52 vs. LSU-SECT (3-08-17)

Held opponent to 50 points or less:

48 vs. Little Rock (12-20-17)

Held opponent to 45 points or less:

44 vs. Southern Miss (12-19-16)

Held opponent to 42 points or less:

42 vs. Texas-San Antonio (12-4-12)

Held opponent to 39 points or less:

39 at LSU (1-9-08)

Shot 50 percent or better from the field:

.523 [23-44] vs. USM (12-23-17)

Shot 55 percent or better from the field:

.558 [24-43] vs. Stephen F. Austin (11-22-17)

Shot 60 percent or better from the field:

.621 [41-66] vs. E. Washington (11-13-15)

Shot 65 percent or better from the field:

.660 [35-53] vs. Western Kentucky (1-5-09)

Was held to less than 35 percent from the field:

.302 [19-63] at Cincinnati (12-12-17)

Was held to less than 30 percent from the field:

.298 [14-47] vs. Vanderbilt (2-25-17)

Was held to less than 25 percent from the field:

.175 [7-40] vs. Vanderbilt (2-23-13)

Held opp. to 35 percent or less from the field:

.333 [18-54] vs. LSU-SECT (3-8-17)

Held opp. to 30 percent or less from the field:

.281 [18-64] vs. Florida A&M (11-18-17)

Held opp. to 25 percent or less from the field:

.231 [15-65] vs. Southern Miss (12-19-16)

Opponent shot 50 percent or better:

.500 [27-54] South Carolina (2-11-17)

Opponent shot 60 percent or better:

.623 [33-53] Missouri (3-1-14)

Made 35 or more field goals:

37 vs. North Georgia (12-9-17)

Made 40 or more field goals:

41 vs. Eastern Washington (11-13-15)

Made fewer than 15 field goals:

14 at Vanderbilt (2-25-17)

Attempted 70 or more shots from the field:

74 vs. North Georgia (12-9-17)

Attempted 80 or more shots from the field:

80 at Alabama (2-21-09)

Attempted just 40 shots from the field:

40 vs. Vanderbilt (2-23-13)

Attempted 39 or fewer shots from the field:

39 at Vanderbilt (3-4-15)

Attempted 35 or fewer shots from the field:

34 vs. Tennessee (2-3-15)

Made 10 or more 3-pointers:

11 vs. UT Martin (12-16-17)

Made 12 3-pointers:

12 vs. Missouri (1-25-17)

Made 13 3-pointers:

13 vs. North Georgia (12-09-17)

Made 15 3-pointers:

15 vs. North Carolina A&T (12-12-10)

Made 16 3-pointers:

16 vs. Troy (12-10-11)

Made 17 3-pointers:

17 vs. Southern Miss (12-19-16)

Did not make a 3-pointer:

[0-10] at Arkansas (2-7-15)

Made just one 3-pointer:

vs. Tennessee (1-7-15)

Made just two 3-pointers:

vs. Alabama-SECT (3-9-17)

Opponent made 15 or more 3-pointers:

16, Arkansas (1-9-16)

Opponent made just one 3-pointer:

vs. LSU-SECT (3-8-17)

Attempted nine 3-pointers or less:

9 vs. Tennessee (1-7-15)

Attempted six 3-pointers or less:

6 at Ole Miss (1-29-03)

THE LAST TIME (CONTINUED) . . .

Attempted 25 3-pointers:

25 vs. Little Rock (12-20-17)

Attempted 26 3-pointers:

26 at South Carolina (2-28-17)

Attempted 27 3-pointers:

27 vs. South Carolina (2-11-17)

Attempted 28 3-pointers:

28 vs. Dayton (12-3-17)

Attempted 29 or more 3-pointers:

29 vs. Southern Miss (12-19-16)

Attempted 30 or more 3-pointers:

33 vs. UT Martin (12-16-17)

Attempted 35 or more 3-pointers:

35 vs. Kentucky (2-16-10)

Made 31 or more free throws:

31 vs. Auburn (1-22-14)

Made 40 or more free throws:

41 vs. LSU (2-11-09)

Made 50 or more free throws:

52 vs. LSU (2-11-09)

Made fewer than five free throws:

4 vs. Dayton (12-3-17)

Made only 1 free throw:

1 vs. Florida (1-30-14)

Opponent made 30 or more free throws:

34, Ole Miss (2-18-17)

Attempted 30 or more free throws:

34 vs. Auburn (2-7-17)

Attempted 35 or more free throws:

35 vs. Stephen F. Austin (11-22-17)

Attempted 40 or more free throws:

44 vs. Tennessee (1-7-15)

Attempted 45 or more free throws:

45 vs. Florida A&M (12-17-13)

Attempted fewer than 10 free throws:

8 at Cincinnati (12-12-17)

Opponent attempted 40 or more free throws:

44, Ole Miss (2-18-17)

Had 50 or more rebounds:

53 vs. UT Martin (12-16-17)

Had 55 or more rebounds:

55 vs. Tennessee (2-4-17)

Had 58 or more rebounds:

58 vs. Troy (12-10-05)

Had 59 or more rebounds:

59 at Houston (12-19-09)

Had fewer than 25 rebounds:

21 vs. McNeese State (12-30-14)

Had 20 or fewer rebounds:

20 at Kentucky (1-12-16)

Had 20 or more assists:

20 vs. South Carolina (2-27-16)

Had 21 or more assists:

21 vs. UT Martin (12-16-17)

Had 25 or more assists:

25 vs. St. Bonaventure (12-05-09)

Had 30 or more assists:

30 vs. Troy (12-10-11)

Had 5 Assists:

5, Florida State (12-16-15)

Had Fewer Than 5 Assists:

4, Tennessee (1-2-15)

Had 20 or more turnovers:

20 at South Carolina (2-28-17)

Had 21 or more turnovers:

22 vs. Ole Miss (2-18-17)

Had 23 or more turnovers:

23 vs. Arkansas (2-21-15)

Had 24 or more turnovers:

24 vs. Dayton (12-3-17)

Had 25 turnovers:

26 vs. Mississippi Valley State (11-17-14)

Had 29 or more turnovers:

29 at Arkansas (1-23-13)

Had 30 or more turnovers:

31 at Kentucky (1-7-97)

Had 34 or more turnovers:

34 at Evansville (12-17-75)

Had fewer than 10 turnovers:

7 vs. Missouri (1-25-17)

Had five or fewer turnovers:

5 vs. Morehead State (12-22-16)

Forced 25 or more turnovers

26 vs. Dayton (12-3-17)

Had 10 blocked shots:

10 vs. Stephen F. Austin (11-22-17)

Had 11 blocked shots:

11 vs. Southern Miss (12-19-16)

Had 12 blocked shots:

12 at South Carolina (1-26-16)

Had 13 blocked shots:

13 vs. Florida A&M (11-18-17)

Had 14 blocked shots:

14 vs. Texas-Pan American (11-24-09)

Had 16 blocked shots:

16 vs. Georgia (1-12-08)

Had 10 steals:

10 vs. Kentucky (1-17-17)

Had 11 steals:

11 vs. Little Rock (12-20-17)

Had 12 steals:

12 vs. LSU-SECT (3-8-17)

Had 13 steals:

13 vs. Dayton (12-3-17)

Had 14 steals:

14 vs. South Carolina (1-9-13)

Had 15 steals:

15 vs. Florida Gulf Coast (12-19-13)

Had 17 or more steals:

17 vs. Oregon State (12-01-16)

Had 20 or more steals:

20 vs. Nicholls State (11-17-01)

Had 1 steal or less:

1 vs. Vanderbilt (3-11-11)

MISSISSIPPI STATE IN OVERTIME

Mississippi State In Overtime Games

| | |
|--|------------------------------------|
| This Season | 0-1 |
| Overall Overtime Record | 60-51 |
| <i>Home Overtime Record</i> | 34-23 |
| <i>Road Overtime Record</i> | 18-20 |
| <i>Neutral Site Overtime Record</i> | 8-8 |
| Humphrey Coliseum Overtime Record | 25-18 |
| SEC Tournament Overtime Record | 2-5 |
| Double Overtime Record | 6-5 |
| Four Overtime Record | 1-1 |
| Postseason Overtime Record | 1-0 |
| Last OT Played (1OT) | vs. Ole Miss (L, 87-82, 2/18/17) |
| Last Double OT | vs. UMass (L, 101-96, 3/13/12) |
| Last Triple OT | vs. Alabama (L, 79-78, 2/27/71) |
| Last Four OT | vs. Ole Miss (W, 104-102, 1/24/90) |

Mississippi State Coaches In Overtime Games

| | | | |
|---|-----|---|-------|
| Babe McCarthy | 6-5 | Bob Boyd | 3-4 |
| <i>Home Overtime Record</i> | 2-2 | <i>Home Overtime Record</i> | 2-1 |
| <i>Road Overtime Record</i> | 2-2 | <i>Road Overtime Record</i> | 1-2 |
| <i>Neutral Site Overtime Record</i> | 2-1 | <i>Neutral Site Overtime Record</i> | 0-1 |
| Joe Dan Gold | 5-3 | Richard Williams | 15-11 |
| <i>Home Overtime Record</i> | 3-3 | <i>Home Overtime Record</i> | 7-3 |
| <i>Road Overtime Record</i> | 1-0 | <i>Road Overtime Record</i> | 5-5 |
| <i>Neutral Site Overtime Record</i> | 1-0 | <i>Neutral Site Overtime Record</i> | 3-3 |
| Kermit Davis | 8-6 | Rick Stansbury | 15-16 |
| <i>Home Overtime Record</i> | 5-3 | <i>Home Overtime Record</i> | 7-6 |
| <i>Road Overtime Record</i> | 3-3 | <i>Road Overtime Record</i> | 6-7 |
| | | <i>Neutral Site Overtime Record</i> | 2-3 |
| Ron Greene | 2-0 | Rick Ray | 3-1 |
| <i>Home Overtime Record</i> | 2-0 | <i>Home Overtime Record</i> | 3-1 |
| Jim Hatfield | 3-3 | Ben Howland | 0-2 |
| <i>Home Overtime Record</i> | 3-2 | <i>Home Overtime Record</i> | 0-2 |
| <i>Road Overtime Record</i> | 0-1 | | |

OVERTIME FOES

| TEAM | RECORD | TEAM | RECORD |
|----------------------------|--------|----------------------------|--------|
| Alabama | 6-7 | Southern Mississippi | 1-0 |
| Alaska-Fairbanks | 1-0 | SW Louisiana | 1-0 |
| Arkansas | 2-1 | South Alabama | 1-0 |
| Auburn | 6-4 | South Carolina | 3-0 |
| Baylor | 1-0 | Tennessee | 6-2 |
| BYU | 0-1 | Texas | 1-0 |
| California | 0-1 | Texas A&M | 1-1 |
| Drake | 1-0 | Troy | 2-0 |
| Florida | 0-3 | Tulane | 0-1 |
| Florida State | 1-0 | UAB | 0-1 |
| Georgia | 3-3 | UMass | 0-1 |
| Georgia Tech | 1-0 | Vanderbilt | 2-5 |
| Houston | 0-1 | | |
| Idaho | 0-1 | | |
| Kentucky | 4-5 | | |
| Loyola | 1-0 | | |
| LSU | 3-4 | | |
| Memphis | 1-0 | | |
| Missouri-Kansas City | 0-1 | | |
| Montana | 1-0 | | |
| Morehead State | 1-0 | | |
| NE Louisiana | 0-1 | | |
| Northwestern State | 0-1 | | |
| Oklahoma | 1-0 | | |
| Ole Miss | 6-4 | | |
| Old Dominion | 0-1 | | |
| San Diego | 0-1 | | |
| Santa Clara | 2-0 | | |

0 NICK WEATHERSPOON



Freshman | Gaurd

6-2 | 195

Canton, Miss.

Velma Jackson HS

Season Highs

Points: 15, Stephen F. Austin (11-22-17)
FGM: 6, at Cincinnati (12-12-17)
FGA: 11, at Cincinnati (12-12-17)
3FGM: 3, twice, UT-Martin (12-16-17)
3FGA: 6, Stephen F. Austin (11-22-17)
FTM: 5, Southern Miss (12-23-17)
FTA: 7, Southern Miss (12-23-17)
Rebounds: 5, twice, last vs. Green Bay (11-20-17)
Assists: 5, Florida A&M (11-18-17)
Blocks: 1, 3x, last vs. Dayton (12-03-17)
Steals: 3, twice, at Cincinnati (12-12-17)
Minutes: 37, Stephen F. Austin (11-22-17)

Weatherspoon's Notes . . .

-Made his collegiate debut against Alabama State and scored 11 points as a starter.

-Has scored in double-digits nine games, with season-best 15 coming against Stephen F. Austin.

-Has started in every game this season.

2017-18 Game-By-Game

| Opponent | | MIN | FG | Pct. | 3FG | Pct. | FT | Pct. | O-D-R | PF | A | TO | B | S | PTS |
|------------------------|---|-----|------|------|-----|-------|-----|-------|-------|----|---|----|---|---|-----|
| N10 Alabama State | * | 25 | 3-8 | .375 | 1-1 | 1.000 | 4-4 | 1.000 | 0-3-3 | 0 | 3 | 0 | 0 | 0 | 11 |
| N18 Florida A&M | * | 32 | 5-10 | .500 | 1-3 | .333 | 1-3 | .333 | 0-5-5 | 1 | 5 | 2 | 1 | 1 | 12 |
| N20 Green Bay | * | 28 | 3-7 | .429 | 1-3 | .333 | 3-4 | .750 | 0-5-5 | 3 | 4 | 3 | 0 | 1 | 10 |
| N22 Stephen F. Austin | * | 37 | 4-9 | .444 | 3-6 | .500 | 4-5 | .800 | 0-0-0 | 2 | 3 | 1 | 1 | 0 | 15 |
| N26 Jacksonville State | * | 30 | 5-9 | .556 | 1-2 | .500 | 1-3 | .333 | 0-1-1 | 1 | 1 | 0 | 0 | 0 | 12 |
| N30 North Dakota State | * | 31 | 5-9 | .556 | 1-3 | .333 | 1-1 | 1.000 | 0-4-4 | 0 | 2 | 2 | 0 | 1 | 12 |
| D3 Dayton | * | 31 | 3-7 | .429 | 0-3 | .000 | 0-2 | .000 | 0-1-1 | 4 | 1 | 2 | 1 | 3 | 6 |
| D9 North Georgia | * | 24 | 4-8 | .500 | 0-2 | .000 | 1-1 | 1.000 | 0-3-3 | 0 | 4 | 0 | 0 | 2 | 9 |
| D12 Cincinnati | * | 26 | 6-11 | .545 | 0-1 | .000 | 0-0 | .000 | 0-1-1 | 2 | 2 | 2 | 0 | 3 | 12 |
| D16 UT Martin | * | 26 | 4-7 | .571 | 3-4 | .750 | 0-0 | .000 | 0-4-4 | 1 | 1 | 2 | 0 | 2 | 11 |
| D20 Little Rock | * | 23 | 3-9 | .333 | 2-5 | .400 | 0-0 | .000 | 1-3-4 | 2 | 1 | 1 | 0 | 1 | 8 |
| D23 Southern Miss | * | 29 | 2-4 | .500 | 1-2 | .500 | 5-7 | .714 | 1-2-3 | 2 | 0 | 0 | 0 | 1 | 10 |
| D30 North Florida | | | | | | | | | | | | | | | |
| J2 Arkansas | | | | | | | | | | | | | | | |
| J6 Ole Miss | | | | | | | | | | | | | | | |
| J10 Florida | | | | | | | | | | | | | | | |
| J13 Auburn | | | | | | | | | | | | | | | |
| J16 Vanderbilt | | | | | | | | | | | | | | | |
| J20 Alabama | | | | | | | | | | | | | | | |
| J23 Kentucky | | | | | | | | | | | | | | | |
| J27 Missouri | | | | | | | | | | | | | | | |
| J31 South Carolina | | | | | | | | | | | | | | | |
| F3 Georgia | | | | | | | | | | | | | | | |
| F6 Alabama | | | | | | | | | | | | | | | |
| F10 Missouri | | | | | | | | | | | | | | | |
| F14 Vanderbilt | | | | | | | | | | | | | | | |
| F17 Ole Miss | | | | | | | | | | | | | | | |
| F20 Texas A&M | | | | | | | | | | | | | | | |
| F24 South Carolina | | | | | | | | | | | | | | | |
| F27 Tennessee | | | | | | | | | | | | | | | |
| M3 LSU | | | | | | | | | | | | | | | |

CAREER STATS FOR NICK WEATHERSPOON

| Year | GP-GS | Min/Avg | FG-FGA | Pct | 3FM-3GA | Pct | FT-FTA | Pct | Rebs | PF-D | Asst | TO | Blk | Stl | Pts/Avg |
|---------|-------|----------|--------|------|---------|------|--------|------|--------|------|------|----|-----|-----|----------|
| 2017-18 | 12-12 | 342/28.5 | 47-98 | .480 | 14-35 | .400 | 20-30 | .667 | 34-2.8 | 18-0 | 27 | 15 | 3 | 15 | 128/10.7 |

1 LAMAR PETERS



Sophomore | Guard

6-0 | 185

New Orleans, LA

Landry-Walker HS

Season Highs

Points: 18, Green Bay (11-20-17)
FGM: 6, Green Bay (11-20-17)
FGA: 15, Green Bay (11-20-17)
3FGM: 3, North Georgia (12-9-17)
3FGA: 7, 4x, last at Cincinnati (12-12-17)
FTM: 5, Green Bay (11-20-17)
FTA: 6, Green Bay (11-20-17)
Rebounds: 7, North Georgia (12-9-17)
Assists: 7, Alabama State (11-10-17)
Blocks: 2, Alabama State (11-10-17)
Steals: 4, Florida A&M (11-18-17)
Minutes: 29, twice, last vs. Green Bay (11-20-17)

Career Highs

Points: 25, Kentucky (1-17-17)
FGM: 9, 2x, last vs Kentucky (1-17-17)
FGA: 16, Kentucky (1-17-17)
3FGM: 7, Missouri (1-25-17)
3FGA: 11, Missouri (1-25-17)
FTM: 11, TAMU (1-14-17)
FTA: 11, 2x, last vs Auburn (2-7-17)
Rebounds: 7, twice, last vs. N. Ga. (12-9-17)
Assists: 7, 5x, last vs Alabama St. (11-10-17)
Blocks: 2, 2x, last vs. Alabama St. (11-10-17)
Steals: 5, TAMU 1-14-17)
Minutes: 36, Auburn 2-7-17)

2017-18 Game-By-Game

| Opponent | MIN | FG | Pct. | 3FG | Pct. | FT | Pct. | O-D-R | PF | A | TO | B | S | PTS |
|------------------------|-------|----|------|------|------|------|------|-------|-------|---|----|---|---|-----|
| N10 Alabama State | * | 29 | 2-8 | .250 | 0-5 | .000 | 3-4 | .750 | 0-4-4 | 1 | 7 | 4 | 2 | 7 |
| N18 Florida A&M | * | 23 | 5-12 | .417 | 1-7 | .143 | 1-1 | 1.000 | 0-1-1 | 3 | 5 | 1 | 0 | 12 |
| N20 Green Bay | * | 29 | 6-15 | .400 | 1-7 | .143 | 5-6 | .833 | 0-0-0 | 0 | 2 | 3 | 1 | 18 |
| N22 Stephen F. Austin | -DNP- | | | | | | | | | | | | | |
| N26 Jacksonville State | -DNP- | | | | | | | | | | | | | |
| N30 North Dakota State | -DNP- | | | | | | | | | | | | | |
| D3 Dayton | | 21 | 1-5 | .200 | 1-5 | .200 | 0-0 | .000 | 0-0-0 | 2 | 2 | 3 | 0 | 3 |
| D9 North Georgia | | 22 | 4-12 | .333 | 3-7 | .429 | 0-0 | .000 | 0-7-7 | 1 | 6 | 2 | 0 | 11 |
| D12 Cincinnati | | 21 | 0-11 | .000 | 0-7 | .000 | 0-0 | .000 | 0-1-1 | 4 | 2 | 6 | 0 | 0 |
| D16 UT Martin | | 21 | 3-7 | .429 | 3-7 | .429 | 0-0 | .000 | 1-2-3 | 0 | 2 | 0 | 1 | 9 |
| D20 Little Rock | | 24 | 0-4 | .000 | 0-4 | .000 | 0-2 | .000 | 1-2-3 | 2 | 4 | 1 | 0 | 0 |
| D23 Southern Miss | | 19 | 4-10 | .400 | 0-4 | .000 | 2-5 | .400 | 0-3-3 | 0 | 3 | 3 | 1 | 10 |
| D30 North Florida | | | | | | | | | | | | | | |
| J2 Arkansas | | | | | | | | | | | | | | |
| J6 Ole Miss | | | | | | | | | | | | | | |
| J10 Florida | | | | | | | | | | | | | | |
| J13 Auburn | | | | | | | | | | | | | | |
| J16 Vanderbilt | | | | | | | | | | | | | | |
| J20 Alabama | | | | | | | | | | | | | | |
| J23 Kentucky | | | | | | | | | | | | | | |
| J27 Missouri | | | | | | | | | | | | | | |
| J31 South Carolina | | | | | | | | | | | | | | |
| F3 Georgia | | | | | | | | | | | | | | |
| F6 Alabama | | | | | | | | | | | | | | |
| F10 Missouri | | | | | | | | | | | | | | |
| F14 Vanderbilt | | | | | | | | | | | | | | |
| F17 Ole Miss | | | | | | | | | | | | | | |
| F20 Texas A&M | | | | | | | | | | | | | | |
| F24 South Carolina | | | | | | | | | | | | | | |
| F27 Tennessee | | | | | | | | | | | | | | |
| M3 LSU | | | | | | | | | | | | | | |

Peters' Notes . . .

-In season opener, tied career high with 7 assists and 2 blocked shots.

-Season-high 18 points vs. Green Bay.

-Missed Stephen F. Austin, JSU and North Dakota State games due to violation of team rules.

-Season-high three made 3-pointers against North Georgia.

-Also scored in double-digits against USM.

CAREER STATS FOR LAMAR PETERS

| Year | GP-GS | Min/Avg | FG-FGA | Pct | 3FM-3GA | Pct | FT-FTA | Pct | Rebs | PF-D | Ast | TO | Blk | Stl | Pts/Avg |
|---------|-------|----------|---------|------|---------|------|--------|------|--------|------|-----|----|-----|-----|----------|
| 2016-17 | 30-17 | 738/24.6 | 103-266 | .387 | 59-161 | .366 | 56-75 | .747 | 68-2.3 | 81-2 | 101 | 68 | 5 | 34 | 321/10.7 |
| 2017-18 | 9-3 | 209/23.2 | 25-84 | .298 | 9-53 | .170 | 11-18 | .611 | 22-2.4 | 13-0 | 33 | 23 | 5 | 12 | 70/7.8 |
| Totals | 39-20 | 947/24.3 | 128-350 | .366 | 68-214 | .318 | 67-93 | .720 | 90-2.3 | 94-2 | 134 | 91 | 10 | 46 | 391/10.0 |

2 ELI WRIGHT



Sophomore | Gaurd

6-4 | 190

Owensboro, KY

22 Feet Academy

Season Highs

Points: 12, Alabama State (11-10-17)
FGM: 5, Alabama State (11-10-17)
FGA: 8, Alabama State (11-10-17)
3FGM: 1, 3x, last vs. Little Rock (12-20-17)
3FGA: 3, 3x, last vs. Little Rock (12-20-17)
FTM: 2, twice, vs. Little Rock (12-20-17)
FTA: 5, vs. Little Rock (12-20-17)
Rebounds: 6, Alabama State (11-10-17)
Assists: 2, 3x, last vs. Southern Miss (12-23-17)
Blocks: 1, twice, last vs. SF Austin (11-22-17)
Steals: 1, twice, Southern Miss (12-23-17)
Minutes: 28, Alabama State (11-10-17)

Career Highs

Points: 12, Alabama State (11-10-17)
FGM: 5, Alabama State (11-10-17)
FGA: 8, Alabama State (11-10-17)
3FGM: 1, 5x, last vs. Little Rock (12-20-17)
3FGA: 3, 3x, last vs. Little Rock (12-20-17)
FTM: 3, 5x last vs Oregon State (12-1-16)
FTA: 5, twice, vs. Little Rock (12-20-17)
Rebounds: 7, NWST (11-28-16)
Assists: 3, Boise State (11-18-16)
Blocks: 1, 4x, last vs. Alabama St. (11-10-17)
Steals: 2, Oregon State (12-1-16)
Minutes: 31, NWST (11-28-16)

2017-18 Game-By-Game

| Opponent | MIN | FG | Pct. | 3FG | Pct. | FT | Pct. | O-D-R | PF | A | TO | B | S | PTS |
|------------------------|-------|-----|------|-----|------|-----|------|-------|----|---|----|---|---|-----|
| N10 Alabama State | 28 | 5-8 | .625 | 1-3 | .333 | 1-2 | .500 | 3-3-6 | 3 | 2 | 0 | 1 | 0 | 12 |
| N18 Florida A&M | -DNP- | | | | | | | | | | | | | |
| N20 Green Bay | 17 | 4-6 | .667 | 0-2 | .000 | 0-0 | .000 | 4-0-4 | 2 | 1 | 1 | 0 | 0 | 8 |
| N22 Stephen F. Austin | 17 | 0-3 | .000 | 0-1 | .000 | 0-0 | .000 | 0-2-2 | 1 | 0 | 2 | 1 | 0 | 0 |
| N26 Jacksonville State | 23 | 0-5 | .000 | 0-2 | .000 | 0-0 | .000 | 2-4-6 | 0 | 0 | 1 | 0 | 0 | 0 |
| N30 North Dakota State | 25 | 0-5 | .000 | 0-3 | .000 | 0-0 | .000 | 0-2-2 | 1 | 2 | 0 | 0 | 0 | 0 |
| D3 Dayton | -DNP- | | | | | | | | | | | | | |
| D9 North Georgia | -DNP- | | | | | | | | | | | | | |
| D12 Cincinnati | 16 | 0-3 | .000 | 0-1 | .000 | 0-0 | .000 | 1-2-3 | 2 | 0 | 2 | 0 | 0 | 0 |
| D16 UT Martin | 15 | 3-7 | .429 | 1-3 | .333 | 2-3 | .667 | 1-1-2 | 2 | 1 | 0 | 0 | 0 | 9 |
| D20 Little Rock | 19 | 2-5 | .400 | 1-3 | .333 | 2-5 | .400 | 1-2-3 | 0 | 0 | 1 | 0 | 1 | 7 |
| D23 Southern Miss | 16 | 1-2 | .500 | 0-0 | .000 | 0-0 | .000 | 0-2-2 | 1 | 2 | 0 | 1 | 0 | 2 |
| D30 North Florida | | | | | | | | | | | | | | |
| J2 Arkansas | | | | | | | | | | | | | | |
| J6 Ole Miss | | | | | | | | | | | | | | |
| J10 Florida | | | | | | | | | | | | | | |
| J13 Auburn | | | | | | | | | | | | | | |
| J16 Vanderbilt | | | | | | | | | | | | | | |
| J20 Alabama | | | | | | | | | | | | | | |
| J23 Kentucky | | | | | | | | | | | | | | |
| J27 Missouri | | | | | | | | | | | | | | |
| J31 South Carolina | | | | | | | | | | | | | | |
| F3 Georgia | | | | | | | | | | | | | | |
| F6 Alabama | | | | | | | | | | | | | | |
| F10 Missouri | | | | | | | | | | | | | | |
| F14 Vanderbilt | | | | | | | | | | | | | | |
| F17 Ole Miss | | | | | | | | | | | | | | |
| F20 Texas A&M | | | | | | | | | | | | | | |
| F24 South Carolina | | | | | | | | | | | | | | |
| F27 Tennessee | | | | | | | | | | | | | | |
| M3 LSU | | | | | | | | | | | | | | |

Wright's Notes . . .

-Had a career 12 points in season opener vs. Alabama State.

-Missed Florida A&M, Dayton and North Georgia games for violation of team rules.

-Had second-best game of the year vs. UT Martin iwth 9 points.

-Earned his first steal of the season against Little Rock.

CAREER STATS FOR ELI WRIGHT

| Year | GP-GS | Min/Avg | FG-FGA | Pct | 3FM-3GA | Pct | FT-FTA | Pct | Rebs | PF-D | Ast | TO | Blk | Stl | Pts/Avg |
|---------|-------|----------|--------|------|---------|------|--------|------|--------|------|-----|----|-----|-----|---------|
| 2016-17 | 30-1 | 392/13.1 | 36-68 | .529 | 11-27 | .407 | 22-31 | .710 | 47-1.6 | 50-1 | 7 | 16 | 3 | 11 | 105/3.5 |
| 2017-18 | 9-0 | 176/19.6 | 15-44 | .341 | 3-18 | .167 | 5-10 | .500 | 30-3.3 | 12-0 | 8 | 7 | 3 | 1 | 38/4.2 |
| Totals | 39-1 | 568/14.6 | 51-112 | .455 | 14-45 | .311 | 27-41 | .659 | 77-2.0 | 62-1 | 15 | 23 | 6 | 12 | 143/3.7 |

3 XAVIAN STAPLETON



Junior | Guard

6-6 | 210

Flora, MS

Louisiana Tech

Season Highs

Points: 12, Southern Miss (12-23-17)
FGM: 4, twice, Southern Miss (12-23-17)
FGA: 8, twice, last vs. Dayton (12-03-17)
3FGM: 4, Southern Miss (12-23-17)
3FGA: 7, Southern Miss (12-23-17)
FTM: 2, Dayton (12-03-17)
FTA: 2, Dayton (12-03-17)
Rebounds: 3, 3x, Southern Miss (12-23-17)
Assists: 1, 3x, Southern Miss (12-23-17)
Blocks: 1, twice, Southern Miss (12-23-17)
Steals: 3, North Dakota State (11-30-17)
Minutes: 23, Southern Miss (12-23-17)

Career Highs

Points: 14, 2x, last vs LSU (3-4-17)
FGM: 6, 2x, last vs LSU (3-4-17)
FGA: 13, Tennessee (2-4-17)
3FGM: 4, Southern Miss (12-23-17)
3FGA: 7, Southern Miss (12-23-17)
FTM: 6, Arkansas (1-10-17)
FTA: 7, Arkansas (1-10-17)
Rebounds: 11, Tennessee (2-4-17)
Assists: 1, 8x, last vs Southern Miss (12-23-17)
Blocks: 2, Ole Miss (2-21-17)
Steals: 4, Tennessee (2-4-17)
Minutes: 28, South Carolina (2-11-17)

2017-18 Game-By-Game

| Opponent | MIN | FG | Pct. | 3FG | Pct. | FT | Pct. | O-D-R | PF | A | TO | B | S | PTS |
|------------------------|-------|-----|------|------|------|------|-------|-------|-------|---|----|---|---|-----|
| N10 Alabama State | * | 5 | 0-0 | .000 | 0-0 | .000 | 0-0 | .000 | 0-1-1 | 0 | 0 | 0 | 0 | 2 |
| N18 Florida A&M | -DNP- | | | | | | | | | | | | | |
| N20 Green Bay | -DNP- | | | | | | | | | | | | | |
| N22 Stephen F. Austin | -DNP- | | | | | | | | | | | | | |
| N26 Jacksonville State | 15 | 3-8 | .375 | 1-2 | .500 | 0-0 | .000 | 2-0-2 | 1 | 1 | 1 | 0 | 0 | 7 |
| N30 North Dakota State | 20 | 2-6 | .333 | 0-1 | .000 | 0-0 | .000 | 1-2-3 | 2 | 0 | 1 | 1 | 3 | 4 |
| D3 Dayton | 18 | 3-8 | .375 | 0-3 | .000 | 2-2 | 1.000 | 0-1-1 | 3 | 0 | 2 | 0 | 1 | 8 |
| D9 North Georgia | 17 | 3-6 | .500 | 0-3 | .000 | 0-0 | .000 | 0-1-1 | 2 | 0 | 0 | 0 | 1 | 6 |
| D12 Cincinnati | 12 | 0-4 | .000 | 0-1 | .000 | 0-0 | .000 | 1-0-1 | 2 | 0 | 0 | 0 | 0 | 0 |
| D16 UT Martin | 16 | 4-7 | .571 | 1-3 | .333 | 0-0 | .000 | 1-2-3 | 4 | 1 | 2 | 0 | 0 | 9 |
| D20 Little Rock | 21 | 1-5 | .200 | 0-3 | .000 | 1-1 | 1.000 | 1-1-2 | 2 | 0 | 1 | 0 | 2 | 3 |
| D23 Southern Miss | 23 | 4-7 | .571 | 4-7 | .571 | 0-0 | .000 | 0-3-3 | 2 | 1 | 2 | 1 | 0 | 12 |
| D30 North Florida | | | | | | | | | | | | | | |
| J2 Arkansas | | | | | | | | | | | | | | |
| J6 Ole Miss | | | | | | | | | | | | | | |
| J10 Florida | | | | | | | | | | | | | | |
| J13 Auburn | | | | | | | | | | | | | | |
| J16 Vanderbilt | | | | | | | | | | | | | | |
| J20 Alabama | | | | | | | | | | | | | | |
| J23 Kentucky | | | | | | | | | | | | | | |
| J27 Missouri | | | | | | | | | | | | | | |
| J31 South Carolina | | | | | | | | | | | | | | |
| F3 Georgia | | | | | | | | | | | | | | |
| F6 Alabama | | | | | | | | | | | | | | |
| F10 Missouri | | | | | | | | | | | | | | |
| F14 Vanderbilt | | | | | | | | | | | | | | |
| F17 Ole Miss | | | | | | | | | | | | | | |
| F20 Texas A&M | | | | | | | | | | | | | | |
| F24 South Carolina | | | | | | | | | | | | | | |
| F27 Tennessee | | | | | | | | | | | | | | |
| M3 LSU | | | | | | | | | | | | | | |

Stapleton's Notes . . .

-Due to a sprained left knee, was limited to just 5 minutes against Alabama State.

-Missed three games due to a knee sprain.

-Season-high 9 points vs. UT-Martin.

-Career-high four 3-pointers made and seven attempted against Southern Miss with season-best 12 points.

CAREER STATS FOR XAVIAN STAPLETON

| Year | GP-GS | Min/Avg | FG-FGA | Pct | 3FM-3GA | Pct | FT-FTA | Pct | Rebs | PF-D | Ast | TO | Blk | Stl | Pts/Avg |
|---------|-------|----------|--------|------|---------|------|--------|-------|--------|------|-----|----|-----|-----|---------|
| 2016-17 | 23-5 | 385/16.7 | 59-129 | .457 | 18-54 | .333 | 28-44 | .636 | 66-2.9 | 66-4 | 7 | 21 | 10 | 22 | 164/7.1 |
| 2017-18 | 9-1 | 147/16.3 | 20-51 | .392 | 6-23 | .261 | 3-3 | 1.000 | 17-1.9 | 18-0 | 3 | 9 | 2 | 9 | 49/5.4 |
| Totals | 32-6 | 532/16.6 | 79-180 | .439 | 24-77 | .312 | 31-47 | .660 | 83-2.6 | 84-4 | 10 | 30 | 12 | 31 | 213/6.7 |

5 MITCHELL STORM



Sophomore | Forward

6-7 | 202

Madison, Miss.

East Mississippi CC

Season Highs

Points:

FGM:

FGA: 2, Alabama State (11-10-17)

3FGM:

3FGA: 1, twice, vs. Little Rock (12-20-17)

FTM:

FTA:

Rebounds: 3, Alabama State (11-10-17)

Assists:

Blocks:

Steals:

Minutes: 4, twice, last vs. North Georgia (12-9-17)

Storm's Notes . . .

-Made his MSU debut against Alabama State and had 3 rebounds.

-Also played 3 minutes against Florida A&M and 2 against North Dakota State.

-Tied his season high with 4 minutes against North Georgia and then played 3 minutes vs. UT Martin.

2017-18 Game-By-Game

| Opponent | MIN | FG | Pct. | 3FG | Pct. | FT | Pct. | O-D-R | PF | A | TO | B | S | PTS |
|------------------------|-------|-----|------|-----|------|-----|------|-------|----|---|----|---|---|-----|
| N10 Alabama State | 4 | 0-2 | .000 | 0-0 | .000 | 0-0 | .000 | 1-2-3 | 1 | 0 | 0 | 0 | 0 | 0 |
| N18 Florida A&M | 3 | 0-0 | .000 | 0-0 | .000 | 0-0 | .000 | 0-1-1 | 0 | 0 | 0 | 0 | 0 | 0 |
| N20 Green Bay | -DNP- | | | | | | | | | | | | | |
| N22 Stephen F. Austin | -DNP- | | | | | | | | | | | | | |
| N26 Jacksonville State | -DNP- | | | | | | | | | | | | | |
| N30 North Dakota State | 2 | 0-0 | .000 | 0-0 | .000 | 0-0 | .000 | 0-0-0 | 0 | 0 | 0 | 0 | 0 | 0 |
| D3 Dayton | -DNP- | | | | | | | | | | | | | |
| D9 North Georgia | 4 | 0-0 | .000 | 0-0 | .000 | 0-0 | .000 | 0-0-0 | 0 | 0 | 0 | 0 | 0 | 0 |
| D12 Cincinnati | -DNP- | | | | | | | | | | | | | |
| D16 UT Martin | 3 | 0-1 | .000 | 0-1 | .000 | 0-0 | .000 | 0-1-1 | 0 | 0 | 1 | 0 | 0 | 0 |
| D20 Little Rock | 1 | 0-1 | .000 | 0-1 | .000 | 0-0 | .000 | 0-0-0 | 0 | 0 | 0 | 0 | 0 | 0 |
| D23 Southern Miss | -DNP- | | | | | | | | | | | | | |
| D30 North Florida | | | | | | | | | | | | | | |
| J2 Arkansas | | | | | | | | | | | | | | |
| J6 Ole Miss | | | | | | | | | | | | | | |
| J10 Florida | | | | | | | | | | | | | | |
| J13 Auburn | | | | | | | | | | | | | | |
| J16 Vanderbilt | | | | | | | | | | | | | | |
| J20 Alabama | | | | | | | | | | | | | | |
| J23 Kentucky | | | | | | | | | | | | | | |
| J27 Missouri | | | | | | | | | | | | | | |
| J31 South Carolina | | | | | | | | | | | | | | |
| F3 Georgia | | | | | | | | | | | | | | |
| F6 Alabama | | | | | | | | | | | | | | |
| F10 Missouri | | | | | | | | | | | | | | |
| F14 Vanderbilt | | | | | | | | | | | | | | |
| F17 Ole Miss | | | | | | | | | | | | | | |
| F20 Texas A&M | | | | | | | | | | | | | | |
| F24 South Carolina | | | | | | | | | | | | | | |
| F27 Tennessee | | | | | | | | | | | | | | |
| M3 LSU | | | | | | | | | | | | | | |

CAREER STATS FOR MITCHELL STORM

| Year | GP-GS | Min/Avg | FG-FGA | Pct | 3FM-3GA | Pct | FT-FTA | Pct | Rebs | PF-D | Asst | TO | Blk | Stl | Pts/Avg |
|---------|-------|---------|--------|------|---------|------|--------|------|-------|------|------|----|-----|-----|---------|
| 2017-18 | 6-0 | 17/2.8 | 0-4 | .000 | 0-2 | .000 | 0-0 | .000 | 5-0.8 | 1-0 | 0 | 1 | 0 | 0 | 0/0.0 |

10 TATE CLAYTON



Freshman | Gaurd

6-2 | 170

Tupelo, Miss.

Tupelo HS

Season Highs

Points:
FGM:
FGA:
3FGM:
3FGA:
FTM:
FTA:
Rebounds:
Assists:
Blocks:
Steals:
Minutes: 4, North Georgia (12-9-17)

Clayton's Notes . . .

-Made collegiate debut against Alabama State.

-Also played against Florida A&M.

-Season-high 4 minutes vs. North Georgia.

2017-18 Game-By-Game

| Opponent | MIN | FG | Pct. | 3FG | Pct. | FT | Pct. | O-D-R | PF | A | TO | B | S | PTS |
|------------------------|-------|-----|------|-----|------|-----|------|-------|----|---|----|---|---|-----|
| N10 Alabama State | 2 | 0-0 | .000 | 0-0 | .000 | 0-0 | .000 | 0-0-0 | 0 | 0 | 0 | 0 | 0 | 0 |
| N18 Florida A&M | 2 | 0-0 | .000 | 0-0 | .000 | 0-0 | .000 | 0-0-0 | 0 | 0 | 0 | 0 | 0 | 0 |
| N20 Green Bay | -DNP- | | | | | | | | | | | | | |
| N22 Stephen F. Austin | -DNP- | | | | | | | | | | | | | |
| N26 Jacksonville State | -DNP- | | | | | | | | | | | | | |
| N30 North Dakota State | -DNP- | | | | | | | | | | | | | |
| D3 Dayton | -DNP- | | | | | | | | | | | | | |
| D9 North Georgia | 4 | 0-0 | .000 | 0-0 | .000 | 0-0 | .000 | 0-0-0 | 0 | 0 | 0 | 0 | 0 | 0 |
| D12 Cincinnati | -DNP- | | | | | | | | | | | | | |
| D16 UT Martin | -DNP- | | | | | | | | | | | | | |
| D20 Little Rock | -DNP- | | | | | | | | | | | | | |
| D23 Southern Miss | -DNP- | | | | | | | | | | | | | |
| D30 North Florida | | | | | | | | | | | | | | |
| J2 Arkansas | | | | | | | | | | | | | | |
| J6 Ole Miss | | | | | | | | | | | | | | |
| J10 Florida | | | | | | | | | | | | | | |
| J13 Auburn | | | | | | | | | | | | | | |
| J16 Vanderbilt | | | | | | | | | | | | | | |
| J20 Alabama | | | | | | | | | | | | | | |
| J23 Kentucky | | | | | | | | | | | | | | |
| J27 Missouri | | | | | | | | | | | | | | |
| J31 South Carolina | | | | | | | | | | | | | | |
| F3 Georgia | | | | | | | | | | | | | | |
| F6 Alabama | | | | | | | | | | | | | | |
| F10 Missouri | | | | | | | | | | | | | | |
| F14 Vanderbilt | | | | | | | | | | | | | | |
| F17 Ole Miss | | | | | | | | | | | | | | |
| F20 Texas A&M | | | | | | | | | | | | | | |
| F24 South Carolina | | | | | | | | | | | | | | |
| F27 Tennessee | | | | | | | | | | | | | | |
| M3 LSU | | | | | | | | | | | | | | |

CAREER STATS FOR TATE CLAYTON

| Year | GP-GS | Min/Avg | FG-FGA | Pct | 3FM-3GA | Pct | FT-FTA | Pct | Rebs | PF-D | Asst | TO | Blk | Stl | Pts/Avg |
|---------|-------|---------|--------|------|---------|------|--------|------|-------|------|------|----|-----|-----|---------|
| 2017-18 | 3-0 | 8/2.7 | 0-0 | .000 | 0-0 | .000 | 0-0 | .000 | 0-0.0 | 0-0 | 0 | 0 | 0 | 0 | 0/0.0 |

11 QUINNDARY WEATHERSPOON



Junior | Guard

6-4 | 205

Canton, MS

Velma Jackson HS

Season Highs

Points: 22, North Georgia (12-9-17)
FGM: 8, twice, last vs. North Georgia (12-9-17)
FGA: 12, at Cincinnati (12-12-17)
3FGM: 4, North Georgia (12-9-17)
3FGA: 5, Green Bay (11-18-17)
FTM: 11, Stephen F. Austin (11-22-17)
FTA: 14, Stephen F. Austin (11-22-17)
Rebounds: 10, Dayton (12-03-17)
Assists: 10, North Dakota State (11-30-17)
Blocks: 2, Dayton (12-03-17)
Steals: 4, UT-Martin (12-16-17)
Minutes: 35, twice, last vs. Dayton (12-03-17)

Career Highs

Points: 29, Missouri (1-25-17)
FGM: 11, Missouri (1-25-17)
FGA: 18, UCF (11-17-16)
3FGM: 6, Arkansas (1-10-17)
3FGA: 8, 3x, last vs. UMKC (12-29-16)
FTM: 11, Stephen F. Austin (11-22-17)
FTA: 14, Stephen F. Austin (11-22-17)
Rebounds: 14, Missouri (1-30-16)
Assists: 10, North Dakota State (11-30-17)
Blocks: 2, 4x, last vs. Dayton (12-03-17)
Steals: 4, 4x, last vs. UT-Martin (12-16-17)
Minutes: 41, Alabama (2-2-16)

2017-18 Game-By-Game

| Opponent | | MIN | FG | Pct. | 3FG | Pct. | FT | Pct. | O-D-R | PF | A | TO | B | S | PTS |
|------------------------|---|-----|------|------|-----|-------|-------|-------|--------|----|----|----|---|---|-----|
| N10 Alabama State | * | 22 | 8-9 | .889 | 0-1 | .000 | 1-3 | .333 | 0-8-8 | 3 | 1 | 3 | 1 | 2 | 17 |
| N18 Florida A&M | * | 31 | 5-9 | .556 | 1-4 | .250 | 1-2 | .500 | 0-6-6 | 1 | 4 | 4 | 1 | 1 | 12 |
| N20 Green Bay | * | 28 | 1-8 | .125 | 0-5 | .000 | 0-0 | .000 | 0-3-3 | 2 | 4 | 2 | 0 | 1 | 2 |
| N22 Stephen F. Austin | * | 34 | 4-8 | .500 | 1-4 | .250 | 11-14 | .786 | 2-5-7 | 3 | 6 | 1 | 0 | 2 | 20 |
| N26 Jacksonville State | * | 35 | 6-11 | .545 | 1-3 | .333 | 0-0 | .000 | 1-4-5 | 2 | 4 | 4 | 0 | 0 | 13 |
| N30 North Dakota State | * | 26 | 4-9 | .444 | 1-3 | .333 | 0-2 | .000 | 1-3-4 | 1 | 10 | 0 | 0 | 0 | 9 |
| D3 Dayton | * | 35 | 5-11 | .455 | 0-3 | .000 | 1-2 | .500 | 2-8-10 | 4 | 6 | 5 | 2 | 3 | 11 |
| D9 North Georgia | * | 26 | 8-11 | .727 | 4-4 | 1.000 | 2-2 | 1.000 | 0-2-2 | 1 | 2 | 0 | 0 | 2 | 22 |
| D12 Cincinnati | * | 34 | 3-12 | .250 | 1-3 | .333 | 5-6 | .833 | 1-6-7 | 3 | 3 | 3 | 0 | 1 | 12 |
| D16 UT Martin | * | 24 | 6-10 | .600 | 1-4 | .250 | 8-9 | .889 | 4-4-8 | 1 | 7 | 0 | 0 | 4 | 21 |
| D20 Little Rock | * | 26 | 7-11 | .636 | 1-3 | .333 | 6-6 | 1.000 | 3-5-8 | 1 | 3 | 2 | 1 | 2 | 21 |
| D23 Southern Miss | * | 31 | 2-5 | .400 | 0-3 | .000 | 3-6 | .500 | 1-3-4 | 3 | 4 | 3 | 0 | 1 | 7 |
| D30 North Florida | | | | | | | | | | | | | | | |
| J2 Arkansas | | | | | | | | | | | | | | | |
| J6 Ole Miss | | | | | | | | | | | | | | | |
| J10 Florida | | | | | | | | | | | | | | | |
| J13 Auburn | | | | | | | | | | | | | | | |
| J16 Vanderbilt | | | | | | | | | | | | | | | |
| J20 Alabama | | | | | | | | | | | | | | | |
| J23 Kentucky | | | | | | | | | | | | | | | |
| J27 Missouri | | | | | | | | | | | | | | | |
| J31 South Carolina | | | | | | | | | | | | | | | |
| F3 Georgia | | | | | | | | | | | | | | | |
| F6 Alabama | | | | | | | | | | | | | | | |
| F10 Missouri | | | | | | | | | | | | | | | |
| F14 Vanderbilt | | | | | | | | | | | | | | | |
| F17 Ole Miss | | | | | | | | | | | | | | | |
| F20 Texas A&M | | | | | | | | | | | | | | | |
| F24 South Carolina | | | | | | | | | | | | | | | |
| F27 Tennessee | | | | | | | | | | | | | | | |
| M3 LSU | | | | | | | | | | | | | | | |

Weatherspoon's Notes . . .

-Named first-team All-SEC by the league coaches on Friday after being named second-team by the media back in October.

-Is MSU's leading, returning scorer.

-Had 17 points against Alabama State in season opener.

-Surpassed 100-career assists vs. Florida A&M and had career-high 6 vs. Stephen F. Austin.

-Had 20 points vs. Stephen F. Austin.

-Had game-winning 3-pointer with 0.7 seconds left vs. Jacksonville State.

-Also had game-winning shot against Dayton with 0.8 seconds left.

-Season-high 22 points vs. North Georgia.

-Became the 37th player in MSU history to reach 1,000 career points on Dec. 20 against Little Rock.

CAREER STATS FOR QUINNDARY WEATHERSPOON

| Year | GP-GS | Min/Avg | FG-FGA | Pct | 3FM-3GA | Pct | FT-FTA | Pct | Rebs | PF-D | Asst | TO | Blk | Stl | Pts/Avg |
|---------|-------|-----------|---------|------|---------|------|---------|------|---------|-------|------|-----|-----|-----|-----------|
| 2015-16 | 31-17 | 836/27.0 | 133-297 | .448 | 43-109 | .394 | 62-77 | .805 | 146-4.7 | 75-1 | 43 | 45 | 16 | 42 | 371/12.0 |
| 2016-17 | 29-29 | 926/31.9 | 173-369 | .469 | 47-126 | .373 | 85-111 | .766 | 148-5.1 | 68-1 | 53 | 64 | 8 | 50 | 478/16.5 |
| 2017-18 | 12-12 | 352/29.3 | 59-114 | .518 | 11-40 | .275 | 38-52 | .731 | 72-6.0 | 25-0 | 54 | 27 | 5 | 19 | 167/13.9 |
| Totals | 72-58 | 2114/29.4 | 365-780 | .468 | 101-275 | .367 | 185-240 | .771 | 366-5.1 | 168-2 | 150 | 136 | 29 | 111 | 1016/14.1 |

12 DREW DAVIS



Senior | Guard

5-10 | 165

Atlanta, GA

Fort Walton Beach HS

Season Highs

Points: 2, North Dakota State (11-30-17)
FGM: 1, North Dakota State (11-30-17)
FGA: 3, North Georgia (12-9-17)
3FGM:
3FGA: 2, North Georgia (12-9-17)
FTM: 1, Alabama State (11-10-17)
FTA: 2, Alabama State (11-10-17)
Rebounds: 2, North Georgia (12-9-17)
Assists: 1, Alabama State (11-10-17)
Blocks:
Steals:
Minutes: 4, North Georgia (12-9-17)

Career Highs

Points: 6, Southern Miss (12-19-16)
FGM: 2, Southern Miss (12-19-16)
FGA: 3, North Georgia (12-9-17)
3FGM: 2, Southern Miss (12-19-16)
3FGA: 2, twice, last vs. N. Georgia (12-9-17)
FTM: 1, Alabama State (11-10-17)
FTA: 2, Alabama State (11-10-17)
Rebounds: 2, North Georgia (12-9-17)
Assists: 1, 3x, last vs. Alabama St. (11-10-17)
Blocks:
Steals:
Minutes: 5, Southern Miss (12-19-16)

2017-18 Game-By-Game

| Opponent | MIN | FG | Pct. | 3FG | Pct. | FT | Pct. | O-D-R | PF | A | TO | B | S | PTS |
|------------------------|-------|-----|-------|-----|------|-----|------|-------|----|---|----|---|---|-----|
| N10 Alabama State | 2 | 0-1 | .000 | 0-1 | .000 | 1-2 | .500 | 0-0-0 | 0 | 1 | 0 | 0 | 0 | 1 |
| N18 Florida A&M | 3 | 0-2 | .000 | 0-1 | .000 | 0-0 | .000 | 0-0-0 | 1 | 0 | 0 | 0 | 0 | 0 |
| N20 Green Bay | -DNP- | | | | | | | | | | | | | |
| N22 Stephen F. Austin | -DNP- | | | | | | | | | | | | | |
| N26 Jacksonville State | -DNP- | | | | | | | | | | | | | |
| N30 North Dakota State | 1 | 1-1 | 1.000 | 0-0 | .000 | 0-0 | .000 | 0-0-0 | 0 | 0 | 0 | 0 | 0 | 2 |
| D3 Dayton | -DNP- | | | | | | | | | | | | | |
| D9 North Georgia | 4 | 0-3 | .000 | 0-2 | .000 | 0-0 | .000 | 0-2-2 | 0 | 0 | 1 | 0 | 0 | 0 |
| D12 Cincinnati | -DNP- | | | | | | | | | | | | | |
| D16 UT Martin | 3 | 0-0 | .000 | 0-0 | .000 | 0-0 | .000 | 0-0-0 | 0 | 0 | 1 | 0 | 0 | 0 |
| D20 Little Rock | -DNP- | | | | | | | | | | | | | |
| D23 Southern Miss | -DNP- | | | | | | | | | | | | | |
| D30 North Florida | | | | | | | | | | | | | | |
| J2 Arkansas | | | | | | | | | | | | | | |
| J6 Ole Miss | | | | | | | | | | | | | | |
| J10 Florida | | | | | | | | | | | | | | |
| J13 Auburn | | | | | | | | | | | | | | |
| J16 Vanderbilt | | | | | | | | | | | | | | |
| J20 Alabama | | | | | | | | | | | | | | |
| J23 Kentucky | | | | | | | | | | | | | | |
| J27 Missouri | | | | | | | | | | | | | | |
| J31 South Carolina | | | | | | | | | | | | | | |
| F3 Georgia | | | | | | | | | | | | | | |
| F6 Alabama | | | | | | | | | | | | | | |
| F10 Missouri | | | | | | | | | | | | | | |
| F14 Vanderbilt | | | | | | | | | | | | | | |
| F17 Ole Miss | | | | | | | | | | | | | | |
| F20 Texas A&M | | | | | | | | | | | | | | |
| F24 South Carolina | | | | | | | | | | | | | | |
| F27 Tennessee | | | | | | | | | | | | | | |
| M3 LSU | | | | | | | | | | | | | | |

Davis' Notes . . .

-Played 2 minutes against Alabama State and made his first-career FT.

-Also saw action vs. Florida A&M.

-Made first field goal against North Dakota State and finished with 2 points.

-Season-high 4 minutes against North Georgia and logged 3 vs. UT Martin.

CAREER STATS FOR DREW DAVIS

| Year | GP-GS | Min/Avg | FG-FGA | Pct | 3FM-3GA | Pct | FT-FTA | Pct | Rebs | PF-D | Asst | TO | Blk | Stl | Pts/Avg |
|---------|-------|---------|--------|------|---------|------|--------|------|-------|------|------|----|-----|-----|---------|
| 2016-17 | 6-0 | 12/2.0 | 4-8 | .500 | 3-4 | .750 | 0-0 | .000 | 1-0.2 | 0-0 | 2 | 2 | 0 | 1 | 11/1.8 |
| 2017-18 | 5-0 | 13/2.6 | 1-7 | .143 | 0-4 | .000 | 1-2 | .500 | 2-0.4 | 1-0 | 1 | 2 | 0 | 0 | 3/0.6 |
| Totals | 11-0 | 25/2.3 | 5-15 | .333 | 3-8 | .375 | 1-2 | .500 | 3-0.3 | 1-0 | 3 | 4 | 0 | 1 | 14/1.3 |

13 NICK SINGLETON



Junior | Guard

6-5 | 195

Decatur, GA

Kennesaw State

Season Highs

Points: 9, North Georgia (12-9-17)
FGM: 3, North Georgia (12-9-17)
FGA: 5, North Georgia (12-9-17)
3FGM: 3, North Georgia (12-9-17)
3FGA: 4, North Georgia (12-9-17)
FTM:
FTA: 1, Little Rock (12-20-17)
Rebounds: 3, North Georgia (12-9-17)
Assists: 1, Florida A&M (11-18-17)
Blocks:
Steals:
Minutes: 5, 3x, last vs. North Georgia (12-9-17)

Career Highs

Points: 9, North Georgia (12-9-17)
FGM: 3, North Georgia (12-9-17)
FGA: 5, North Georgia (12-9-17)
3FGM: 3, North Georgia (12-9-17)
3FGA: 4, North Georgia (12-9-17)
FTM:
FTA: 1, Little Rock (12-20-17)
Rebounds: 3, North Georgia (12-9-17)
Assists: 1, 3x, last vs. Florida A&M (11-18-17)
Blocks:
Steals: 1, NWST (11-28-16)
Minutes: 13, NWST (11-28-16)

2017-18 Game-By-Game

| Opponent | MIN | FG | Pct. | 3FG | Pct. | FT | Pct. | O-D-R | PF | A | TO | B | S | PTS |
|------------------------|-------|-----|-------|-----|------|-----|------|-------|----|---|----|---|---|-----|
| N10 Alabama State | 5 | 1-2 | .500 | 1-2 | .500 | 0-0 | .000 | 0-1-1 | 0 | 0 | 0 | 0 | 0 | 3 |
| N18 Florida A&M | 5 | 2-3 | .667 | 0-1 | .000 | 0-0 | .000 | 0-0-0 | 0 | 1 | 0 | 0 | 0 | 4 |
| N20 Green Bay | -DNP- | | | | | | | | | | | | | |
| N22 Stephen F. Austin | -DNP- | | | | | | | | | | | | | |
| N26 Jacksonville State | -DNP- | | | | | | | | | | | | | |
| N30 North Dakota State | 2 | 1-1 | 1.000 | 0-0 | .000 | 0-0 | .000 | 0-0-0 | 0 | 0 | 0 | 0 | 0 | 2 |
| D3 Dayton | -DNP- | | | | | | | | | | | | | |
| D9 North Georgia | 5 | 3-5 | .600 | 3-4 | .750 | 0-0 | .000 | 2-1-3 | 0 | 0 | 0 | 0 | 0 | 9 |
| D12 Cincinnati | -DNP- | | | | | | | | | | | | | |
| D16 UT Martin | 3 | 1-1 | 1.000 | 0-0 | .000 | 0-0 | .000 | 0-1-1 | 0 | 0 | 2 | 0 | 0 | 2 |
| D20 Little Rock | 1 | 0-0 | .000 | 0-0 | .000 | 0-1 | .000 | 0-0-0 | 0 | 0 | 0 | 0 | 0 | 0 |
| D23 Southern Miss | -DNP- | | | | | | | | | | | | | |
| D30 North Florida | | | | | | | | | | | | | | |
| J2 Arkansas | | | | | | | | | | | | | | |
| J6 Ole Miss | | | | | | | | | | | | | | |
| J10 Florida | | | | | | | | | | | | | | |
| J13 Auburn | | | | | | | | | | | | | | |
| J16 Vanderbilt | | | | | | | | | | | | | | |
| J20 Alabama | | | | | | | | | | | | | | |
| J23 Kentucky | | | | | | | | | | | | | | |
| J27 Missouri | | | | | | | | | | | | | | |
| J31 South Carolina | | | | | | | | | | | | | | |
| F3 Georgia | | | | | | | | | | | | | | |
| F6 Alabama | | | | | | | | | | | | | | |
| F10 Missouri | | | | | | | | | | | | | | |
| F14 Vanderbilt | | | | | | | | | | | | | | |
| F17 Ole Miss | | | | | | | | | | | | | | |
| F20 Texas A&M | | | | | | | | | | | | | | |
| F24 South Carolina | | | | | | | | | | | | | | |
| F27 Tennessee | | | | | | | | | | | | | | |
| M3 LSU | | | | | | | | | | | | | | |

Singleton's Notes . . .

-Made a 3-pointer in season opener vs. Alabama State.

-Also saw action against Florida A&M before having 2 points against North Dakota State.

-Career-high 9 points vs. North Georgia with career-high three-made 3-pointers.

CAREER STATS FOR NICK SINGLETON

| Year | GP-GS | Min/Avg | FG-FGA | Pct | 3FM-3GA | Pct | FT-FTA | Pct | Rebs | PF-D | Ast | TO | Blk | Stl | Pts/Avg |
|---------|-------|---------|--------|------|---------|------|--------|------|-------|------|-----|----|-----|-----|---------|
| 2016-17 | 7-0 | 27/3.8 | 2-7 | .286 | 1-4 | .250 | 0-0 | .000 | 4-0.6 | 3-0 | 2 | 1 | 1 | 1 | 5/0.7 |
| 2017-18 | 6-0 | 21/3.5 | 8-12 | .667 | 4-7 | .571 | 0-1 | .000 | 5-0.8 | 0-0 | 1 | 2 | 0 | 0 | 20/3.3 |
| Totals | 13-0 | 48/3.7 | 10-19 | .526 | 5-11 | .455 | 0-1 | .000 | 9-0.7 | 3-0 | 3 | 3 | 1 | 1 | 25/1.9 |

15 T.J. GRAY



Sophomore | Gaurd

6-0 | 170

Columbus, Miss.

Columbus HS

Season Highs

Points: 3, Florida A&M (11-18-17)
FGM: 1, Florida A&M (11-18-17)
FGA: 2, North Georgia (12-9-17)
3FGM: 1, Florida A&M (11-18-17)
3FGA: 2, North Georgia (12-9-17)
FTM:
FTA:
Rebounds:
Assists:
Blocks:
Steals:
Minutes: 4, North Georgia (12-9-17)

Gray's Notes . . .

-Made his collegiate debut against Alabama State.

-Scored first collegiate points on a 3 against Florida A&M.

-Logged 4 minutes vs. North Georgia.

2017-18 Game-By-Game

| Opponent | MIN | FG | Pct. | 3FG | Pct. | FT | Pct. | O-D-R | PF | A | TO | B | S | PTS |
|------------------------|-------|-----|-------|-----|-------|-----|------|-------|----|---|----|---|---|-----|
| N10 Alabama State | 2 | 0-0 | .000 | 0-0 | .000 | 0-0 | .000 | 0-0-0 | 1 | 0 | 0 | 0 | 0 | 0 |
| N18 Florida A&M | 3 | 1-1 | 1.000 | 1-1 | 1.000 | 0-0 | .000 | 0-0-0 | 1 | 0 | 1 | 0 | 0 | 3 |
| N20 Green Bay | -DNP- | | | | | | | | | | | | | |
| N22 Stephen F. Austin | -DNP- | | | | | | | | | | | | | |
| N26 Jacksonville State | -DNP- | | | | | | | | | | | | | |
| N30 North Dakota State | -DNP- | | | | | | | | | | | | | |
| D3 Dayton | -DNP- | | | | | | | | | | | | | |
| D9 North Georgia | 4 | 0-2 | .000 | 0-2 | .000 | 0-0 | .000 | 0-0-0 | 1 | 0 | 0 | 0 | 0 | 0 |
| D12 Cincinnati | -DNP- | | | | | | | | | | | | | |
| D16 UT Martin | -DNP- | | | | | | | | | | | | | |
| D20 Little Rock | -DNP- | | | | | | | | | | | | | |
| D23 Southern Miss | -DNP- | | | | | | | | | | | | | |
| D30 North Florida | | | | | | | | | | | | | | |
| J2 Arkansas | | | | | | | | | | | | | | |
| J6 Ole Miss | | | | | | | | | | | | | | |
| J10 Florida | | | | | | | | | | | | | | |
| J13 Auburn | | | | | | | | | | | | | | |
| J16 Vanderbilt | | | | | | | | | | | | | | |
| J20 Alabama | | | | | | | | | | | | | | |
| J23 Kentucky | | | | | | | | | | | | | | |
| J27 Missouri | | | | | | | | | | | | | | |
| J31 South Carolina | | | | | | | | | | | | | | |
| F3 Georgia | | | | | | | | | | | | | | |
| F6 Alabama | | | | | | | | | | | | | | |
| F10 Missouri | | | | | | | | | | | | | | |
| F14 Vanderbilt | | | | | | | | | | | | | | |
| F17 Ole Miss | | | | | | | | | | | | | | |
| F20 Texas A&M | | | | | | | | | | | | | | |
| F24 South Carolina | | | | | | | | | | | | | | |
| F27 Tennessee | | | | | | | | | | | | | | |
| M3 LSU | | | | | | | | | | | | | | |

CAREER STATS FOR T.J. GRAY

| Year | GP-GS | Min/Avg | FG-FGA | Pct | 3FM-3GA | Pct | FT-FTA | Pct | Rebs | PF-D | Ast | TO | Blk | Stl | Pts/Avg |
|---------|-------|---------|--------|------|---------|------|--------|------|-------|------|-----|----|-----|-----|---------|
| 2017-18 | 3-0 | 9/3.0 | 1-3 | .333 | 1-3 | .333 | 0-0 | .000 | 0-0.0 | 3-0 | 0 | 1 | 0 | 0 | 3/1.0 |

22 KESHAWN FEAZELL



Freshman | Forward

6-8 | 230

New Hebron, MS

Lawrence County HS

Season Highs

Points: 11, North Georgia (12-9-17)
FGM: 5, North Georgia (12-9-17)
FGA: 5, North Georgia (12-9-17)
3FGM: 1, North Georgia (12-9-17)
3FGA: 1, 3x, last vs. North Georgia (12-9-17)
FTM:
FTA: 2, North Dakota State (11-30-17)
Rebounds: 5, Florida A&M (11-18-20)
Assists: 1, Jacksonville State (11-26-17)
Blocks: 1, twice, vs. Little Rock (12-20-17)
Steals: 2, Dayton (12-03-17)
Minutes: 12, North Dakota State (11-30-17)

Feazell's Notes . . .

-Missed the season opener due to a foot injury.

-Made collegiate debut against Florida A&M and had two points.

-Season-high 11 points vs. North Georgia.

2017-18 Game-By-Game

| Opponent | MIN | FG | Pct. | 3FG | Pct. | FT | Pct. | O-D-R | PF | A | TO | B | S | PTS |
|------------------------|-------|-----|-------|-----|------|-----|------|-------|----|---|----|---|---|-----|
| N10 Alabama State | -DNP- | | | | | | | | | | | | | |
| N18 Florida A&M | 7 | 1-2 | .500 | 0-1 | .500 | 0-0 | .000 | 1-4-5 | 1 | 0 | 1 | 0 | 0 | 2 |
| N20 Green Bay | 7 | 1-3 | .333 | 0-0 | .000 | 0-0 | .000 | 0-1-1 | 1 | 0 | 1 | 0 | 0 | 2 |
| N22 Stephen F. Austin | -DNP- | | | | | | | | | | | | | |
| N26 Jacksonville State | 5 | 0-1 | .000 | 0-1 | .000 | 0-0 | .000 | 0-0-0 | 0 | 1 | 0 | 0 | 0 | 0 |
| N30 North Dakota State | 12 | 0-1 | .000 | 0-0 | .000 | 0-2 | .000 | 0-3-3 | 1 | 0 | 0 | 0 | 0 | 0 |
| D3 Dayton | 11 | 1-1 | 1.000 | 0-0 | .000 | 0-0 | .000 | 0-2-2 | 0 | 0 | 2 | 0 | 2 | 2 |
| D9 North Georgia | 11 | 5-5 | 1.000 | 1-1 | .000 | 0-0 | .000 | 1-3-4 | 2 | 0 | 0 | 1 | 0 | 11 |
| D12 Cincinnati | 2 | 0-1 | .000 | 0-0 | .000 | 0-0 | .000 | 0-0-0 | 0 | 0 | 0 | 0 | 0 | 0 |
| D16 UT Martin | 7 | 1-1 | 1.000 | 0-0 | .000 | 0-1 | .000 | 1-2-3 | 0 | 0 | 1 | 0 | 0 | 2 |
| D20 Little Rock | 10 | 1-3 | .333 | 0-0 | .000 | 0-0 | .000 | 1-0-1 | 1 | 0 | 1 | 1 | 0 | 2 |
| D23 Southern Miss | -DNP- | | | | | | | | | | | | | |
| D30 North Florida | | | | | | | | | | | | | | |
| J2 Arkansas | | | | | | | | | | | | | | |
| J6 Ole Miss | | | | | | | | | | | | | | |
| J10 Florida | | | | | | | | | | | | | | |
| J13 Auburn | | | | | | | | | | | | | | |
| J16 Vanderbilt | | | | | | | | | | | | | | |
| J20 Alabama | | | | | | | | | | | | | | |
| J23 Kentucky | | | | | | | | | | | | | | |
| J27 Missouri | | | | | | | | | | | | | | |
| J31 South Carolina | | | | | | | | | | | | | | |
| F3 Georgia | | | | | | | | | | | | | | |
| F6 Alabama | | | | | | | | | | | | | | |
| F10 Missouri | | | | | | | | | | | | | | |
| F14 Vanderbilt | | | | | | | | | | | | | | |
| F17 Ole Miss | | | | | | | | | | | | | | |
| F20 Texas A&M | | | | | | | | | | | | | | |
| F24 South Carolina | | | | | | | | | | | | | | |
| F27 Tennessee | | | | | | | | | | | | | | |
| M3 LSU | | | | | | | | | | | | | | |

CAREER STATS FOR KESHAWN FEAZELL

| Year | GP-GS | Min/Avg | FG-FGA | Pct | 3FM-3GA | Pct | FT-FTA | Pct | Rebs | PF-D | Ast | TO | Blk | Stl | Pts/Avg |
|---------|-------|---------|--------|------|---------|------|--------|------|--------|------|-----|----|-----|-----|---------|
| 2017-18 | 9-0 | 72/8.0 | 10-18 | .556 | 1-3 | .333 | 0-3 | .000 | 19-2.1 | 6-0 | 1 | 6 | 2 | 2 | 21/2.3 |

23 TYSON CARTER



Sophomore | Guard

6-4 | 165

Starkville, MS

Starkville HS

Season Highs

Points: 35, North Dakota State (11-30-17)
FGM: 12, North Dakota State (11-30-17)
FGA: 17, North Dakota State (11-30-17)
3FGM: 6, twice, last vs. Dayton (12-03-17)
3FGA: 10, twice, last vs. Dayton (12-03-17)
FTM: 6, Stephen F. Austin (11-22-17)
FTA: 7, Stephen F. Austin (11-22-17)
Rbs: 6, 3x, last vs. North Dakota St. (11-30-17)
Assists: 7, UT-Martin (12-16-17)
Blocks:
Steals: 3, Dayton (12-03-17)
Minutes: 32, 3x, last vs. Dayton (12-03-17)

Career Highs

Points: 35, North Dakota State (11-30-17)
FGM: 12, North Dakota State (11-30-17)
FGA: 17, North Dakota State (11-30-17)
3FGM: 6, twice, last vs. Dayton (12-03-17)
3FGA: 10, 4x, last vs. Dayton (12-03-17)
FTM: 6, twice, last vs. SF Austin (11-22-17)
FTA: 7, Stephen F. Austin (11-22-17)
Rbs: 6, 3x, last vs. North Dakota St. (11-30-17)
Assists: 7, UT-Martin (12-16-17)
Blocks: 1, 3x, last vs. South Carolina (2-11-17)
Steals: 3, Dayton (12-03-17)
Minutes: 37, NWST (11-28-16)

2017-18 Game-By-Game

| Opponent | MIN | FG | Pct. | 3FG | Pct. | FT | Pct. | O-D-R | PF | A | TO | B | S | PTS |
|--------------------------|-----|-------|------|------|------|-----|-------|-------|----|---|----|---|---|-----|
| N10 Alabama State | 27 | 3-6 | .500 | 2-3 | .667 | 3-4 | .750 | 1-0-1 | 0 | 2 | 2 | 0 | 1 | 11 |
| N18 Florida A&M | 23 | 4-10 | .400 | 2-5 | .400 | 0-0 | .000 | 0-0-0 | 0 | 2 | 0 | 0 | 1 | 10 |
| N20 Green Bay | 19 | 2-6 | .333 | 0-4 | .000 | 2-2 | 1.000 | 0-0-0 | 1 | 0 | 0 | 0 | 0 | 6 |
| N22 Stephen F. Austin * | 32 | 9-14 | .643 | 1-6 | .167 | 6-7 | .857 | 1-5-6 | 2 | 3 | 5 | 0 | 1 | 25 |
| N26 Jacksonville State * | 29 | 1-7 | .143 | 1-7 | .143 | 0-0 | .000 | 1-5-6 | 0 | 2 | 1 | 0 | 1 | 3 |
| N30 North Dakota State * | 32 | 12-17 | .706 | 6-10 | .600 | 5-5 | 1.000 | 0-6-6 | 1 | 1 | 1 | 0 | 2 | 35 |
| D3 Dayton * | 32 | 7-12 | .583 | 6-10 | .600 | 0-0 | .000 | 0-1-1 | 2 | 2 | 5 | 0 | 3 | 20 |
| D9 North Georgia * | 27 | 1-7 | .143 | 0-3 | .000 | 0-0 | .000 | 0-3-3 | 1 | 2 | 2 | 0 | 1 | 2 |
| D12 Cincinnati * | 23 | 3-7 | .429 | 2-5 | .400 | 0-0 | .000 | 0-0-0 | 1 | 1 | 0 | 0 | 0 | 8 |
| D16 UT Martin * | 21 | 1-8 | .125 | 0-7 | .000 | 0-0 | .000 | 0-0-0 | 0 | 7 | 0 | 0 | 0 | 2 |
| D20 Little Rock * | 24 | 3-7 | .429 | 1-4 | .250 | 0-0 | .000 | 0-0-0 | 0 | 1 | 1 | 0 | 0 | 7 |
| D23 Southern Miss * | 22 | 2-5 | .400 | 1-3 | .333 | 2-2 | 1.000 | 0-3-3 | 0 | 2 | 2 | 0 | 0 | 7 |
| D30 North Florida | | | | | | | | | | | | | | |
| J2 Arkansas | | | | | | | | | | | | | | |
| J6 Ole Miss | | | | | | | | | | | | | | |
| J10 Florida | | | | | | | | | | | | | | |
| J13 Auburn | | | | | | | | | | | | | | |
| J16 Vanderbilt | | | | | | | | | | | | | | |
| J20 Alabama | | | | | | | | | | | | | | |
| J23 Kentucky | | | | | | | | | | | | | | |
| J27 Missouri | | | | | | | | | | | | | | |
| J31 South Carolina | | | | | | | | | | | | | | |
| F3 Georgia | | | | | | | | | | | | | | |
| F6 Alabama | | | | | | | | | | | | | | |
| F10 Missouri | | | | | | | | | | | | | | |
| F14 Vanderbilt | | | | | | | | | | | | | | |
| F17 Ole Miss | | | | | | | | | | | | | | |
| F20 Texas A&M | | | | | | | | | | | | | | |
| F24 South Carolina | | | | | | | | | | | | | | |
| F27 Tennessee | | | | | | | | | | | | | | |
| M3 LSU | | | | | | | | | | | | | | |

Carter's Notes . . .

-Came off the bench and scored 11 points against Alabama State.

-Also scored in double-digits against Florida A&M (10).

-25 points, 6 rebounds vs. Stephen F. Austin.

-Career-high 35 points and 6 rebounds vs. North Dakota State.

-20 points and career-high 3 steals vs. Dayton.

-SEC Player of the week on Dec. 4,

CAREER STATS FOR TYSON CARTER

| Year | GP-GS | Min/Avg | FG-FGA | Pct | 3FM-3GA | Pct | FT-FTA | Pct | Rebs | PF-D | Asst | TO | Blk | Stl | Pts/Avg |
|---------|-------|----------|---------|------|---------|------|--------|------|--------|------|------|----|-----|-----|----------|
| 2016-17 | 32-12 | 646/20.2 | 84-211 | .398 | 44-122 | .361 | 27-33 | .818 | 55-1.7 | 45-0 | 22 | 14 | 4 | 23 | 239/7.5 |
| 2017-18 | 12-9 | 311/25.9 | 48-106 | .453 | 22-67 | .328 | 18-20 | .900 | 26-2.2 | 8-0 | 25 | 19 | 0 | 10 | 136/11.3 |
| Totals | 44-21 | 957/21.8 | 132-317 | .416 | 66-189 | .349 | 45-53 | .849 | 81-1.8 | 53-0 | 47 | 33 | 4 | 33 | 375/8.5 |

24 ABDUL ADO



Freshman | Forward

6-11 | 250

Lagos, Nigeria

Hamilton Heights HS

Season Highs

Points: 12, twice, last vs. Green Bay (11-20-17)

FGM: 6, Florida A&M (11-18-17)

FGA: 8, Green Bay (11-20-17)

3FGM:

3FGA:

FTM: 4, Green Bay (11-20-17)

FTA: 5, twice, Southern Miss (12-23-17)

Rebounds: 13, Little Rock (12-20-17)

Assists: 3, Southern Miss (12-23-17)

Blocks: 5, Stephen F. Austin (11-22-17)

Steals: 4, Cincinnati (12-12-17)

Minutes: 33, Jacksonville State (11-26-17)

Ado's Notes . . .

-Missed the season opener due to a quad injury.

-Made collegiate debut against Florida A&M and responded with 12 points.

-Earned first double-double against Green Bay with 12 points, 11 boards.

-Career-high 5 blocks vs. Stephen F. Austin.

-3rd in SEC with his 2.4 blocks.

-His 26 blocks are the eighth most by an MSU freshman in school history.

2017-18 Game-By-Game

| Opponent | MIN | FG | Pct. | 3FG | Pct. | FT | Pct. | O-D-R | PF | A | TO | B | S | PTS |
|------------------------|-------|----|------|-------|------|------|------|-------|--------|---|----|---|---|-----|
| N10 Alabama State | -DNP- | | | | | | | | | | | | | |
| N18 Florida A&M | * | 23 | 6-7 | .857 | 0-0 | .000 | 0-0 | .000 | 3-4-7 | 1 | 0 | 3 | 3 | 12 |
| N20 Green Bay | * | 24 | 4-8 | .500 | 0-0 | .000 | 4-5 | .800 | 6-5-11 | 4 | 1 | 2 | 2 | 12 |
| N22 Stephen F. Austin | * | 28 | 2-2 | 1.000 | 0-0 | .000 | 0-2 | .000 | 0-4-4 | 0 | 0 | 6 | 5 | 4 |
| N26 Jacksonville State | * | 33 | 4-6 | .667 | 0-0 | .000 | 1-4 | .250 | 3-5-8 | 3 | 0 | 4 | 3 | 9 |
| N30 North Dakota State | * | 14 | 2-2 | 1.000 | 0-0 | .000 | 1-1 | 1.000 | 0-4-4 | 5 | 0 | 4 | 0 | 5 |
| D3 Dayton | * | 21 | 2-2 | 1.000 | 0-0 | .000 | 1-1 | 1.000 | 1-2-3 | 3 | 0 | 3 | 0 | 5 |
| D9 North Georgia | * | 17 | 1-5 | .200 | 0-0 | .000 | 2-2 | 1.000 | 0-3-3 | 1 | 0 | 3 | 4 | 4 |
| D12 Cincinnati | * | 27 | 0-1 | .000 | 0-0 | .000 | 0-0 | .000 | 2-2-4 | 1 | 0 | 1 | 3 | 0 |
| D16 UT Martin | * | 26 | 2-5 | .400 | 0-0 | .000 | 2-3 | .667 | 4-8-12 | 0 | 0 | 2 | 3 | 6 |
| D20 Little Rock | * | 28 | 2-3 | .667 | 0-0 | .000 | 2-4 | .500 | 6-7-13 | 2 | 1 | 0 | 3 | 6 |
| D23 Southern Miss | * | 27 | 3-4 | .750 | 0-0 | .000 | 2-5 | .400 | 2-3-5 | 4 | 3 | 5 | 0 | 8 |
| D30 North Florida | | | | | | | | | | | | | | |
| J2 Arkansas | | | | | | | | | | | | | | |
| J6 Ole Miss | | | | | | | | | | | | | | |
| J10 Florida | | | | | | | | | | | | | | |
| J13 Auburn | | | | | | | | | | | | | | |
| J16 Vanderbilt | | | | | | | | | | | | | | |
| J20 Alabama | | | | | | | | | | | | | | |
| J23 Kentucky | | | | | | | | | | | | | | |
| J27 Missouri | | | | | | | | | | | | | | |
| J31 South Carolina | | | | | | | | | | | | | | |
| F3 Georgia | | | | | | | | | | | | | | |
| F6 Alabama | | | | | | | | | | | | | | |
| F10 Missouri | | | | | | | | | | | | | | |
| F14 Vanderbilt | | | | | | | | | | | | | | |
| F17 Ole Miss | | | | | | | | | | | | | | |
| F20 Texas A&M | | | | | | | | | | | | | | |
| F24 South Carolina | | | | | | | | | | | | | | |
| F27 Tennessee | | | | | | | | | | | | | | |
| M3 LSU | | | | | | | | | | | | | | |

CAREER STATS FOR ABDUL ADO

| Year | GP-GS | Min/Avg | FG-FGA | Pct | 3FM-3GA | Pct | FT-FTA | Pct | Rebs | PF-D | Ast | TO | Blk | Stl | Pts/Avg |
|---------|-------|----------|--------|------|---------|------|--------|------|--------|------|-----|----|-----|-----|---------|
| 2017-18 | 11-11 | 268/24.4 | 28-45 | .622 | 0-0 | .000 | 15-27 | .556 | 74-6.7 | 24-1 | 5 | 33 | 26 | 15 | 71/6.5 |

34 SCHNIDER HERARD



Sophomore | Center

6-10 | 260

Port-au-Prince, Haiti

Prestonwood Christian HS

Season Highs

Points: 5, Alabama State (11-10-17)
FGM: 2, Alabama State (11-10-17)
FGA: 5, Alabama State (11-10-17)
3FGM:
3FGA:
FTM: 12, North Dakota State (11-30-17)
FTA: 2, 3x, last vs. UT-Martin (12-16-17)
Rebounds: 3, 3x, last at Cincinnati (12-12-17)
Assists:
Blocks: 6, Florida A&M (11-18-20)
Steals:
Minutes: 14, Florida A&M (11-18-20)

Career Highs

Points: 16, TAMU (1-14-17)
FGM: 5, 2x, last vs Alabama (1-28-17)
FGA: 7, TAMU (1-14-17)
3FGM:
3FGA:
FTM: 8, Tennessee (2-4-17)
FTA: 14, Tennessee (2-4-17)
Rebounds: 15, Tennessee (2-4-17)
Assists: 2, UTEP (11-20-16)
Blocks: 6, Florida A&M (11-18-20)
Steals: 1, 2x, last vs Auburn (2-7-17)
Minutes: 32, Tennessee (2-4-17)

2017-18 Game-By-Game

| Opponent | MIN | FG | Pct. | 3FG | Pct. | FT | Pct. | O-D-R | PF | A | TO | B | S | PTS |
|------------------------|-------|-----|-------|-----|------|-----|-------|-------|----|---|----|---|---|-----|
| N10 Alabama State | 13 | 2-5 | .400 | 0-0 | .000 | 1-2 | .500 | 2-0-2 | 4 | 0 | 3 | 0 | 0 | 5 |
| N18 Florida A&M | 14 | 0-1 | .000 | 0-0 | .000 | 0-0 | .000 | 0-1-1 | 0 | 0 | 3 | 6 | 0 | 0 |
| N20 Green Bay | 6 | 1-1 | 1.000 | 0-0 | .000 | 0-1 | .000 | 0-3-3 | 2 | 0 | 0 | 0 | 0 | 0 |
| N22 Stephen F. Austin | 6 | 0-0 | .000 | 0-0 | .000 | 0-0 | .000 | 0-2-2 | 0 | 0 | 0 | 0 | 0 | 0 |
| N26 Jacksonville State | 4 | 1-2 | .500 | 0-0 | .000 | 0-0 | .000 | 1-0-1 | 2 | 0 | 0 | 0 | 0 | 2 |
| N30 North Dakota State | 12 | 0-2 | .000 | 0-0 | .000 | 2-2 | 1.000 | 2-1-3 | 0 | 0 | 2 | 0 | 0 | 2 |
| D3 Dayton | 3 | 0-0 | .000 | 0-0 | .000 | 0-0 | .000 | 1-0-1 | 0 | 0 | 0 | 0 | 0 | 0 |
| D9 North Georgia | 11 | 0-2 | .000 | 0-0 | .000 | 0-0 | .000 | 3-2-5 | 1 | 0 | 1 | 2 | 0 | 0 |
| D12 Cincinnati | 9 | 0-1 | .000 | 0-0 | .000 | 0-0 | .000 | 1-2-3 | 0 | 0 | 0 | 0 | 0 | 0 |
| D16 UT Martin | 9 | 0-1 | .000 | 0-0 | .000 | 0-2 | .000 | 1-1-2 | 1 | 0 | 1 | 0 | 0 | 0 |
| D20 Little Rock | 1 | 0-0 | .000 | 0-0 | .000 | 0-0 | .000 | 0-0-0 | 2 | 0 | 1 | 0 | 0 | 0 |
| D23 Southern Miss | -DNP- | | | | | | | | | | | | | |
| D30 North Florida | | | | | | | | | | | | | | |
| J2 Arkansas | | | | | | | | | | | | | | |
| J6 Ole Miss | | | | | | | | | | | | | | |
| J10 Florida | | | | | | | | | | | | | | |
| J13 Auburn | | | | | | | | | | | | | | |
| J16 Vanderbilt | | | | | | | | | | | | | | |
| J20 Alabama | | | | | | | | | | | | | | |
| J23 Kentucky | | | | | | | | | | | | | | |
| J27 Missouri | | | | | | | | | | | | | | |
| J31 South Carolina | | | | | | | | | | | | | | |
| F3 Georgia | | | | | | | | | | | | | | |
| F6 Alabama | | | | | | | | | | | | | | |
| F10 Missouri | | | | | | | | | | | | | | |
| F14 Vanderbilt | | | | | | | | | | | | | | |
| F17 Ole Miss | | | | | | | | | | | | | | |
| F20 Texas A&M | | | | | | | | | | | | | | |
| F24 South Carolina | | | | | | | | | | | | | | |
| F27 Tennessee | | | | | | | | | | | | | | |
| M3 LSU | | | | | | | | | | | | | | |

Herard's Notes . . .

-Came off the bench and had 5 points against Alabama State in season opener.

-Career-high 6 blockes shots against Florida A&M.

-Other 2 blocks came against North Georgia.

CAREER STATS FOR SCHNIDER HERARD

| Year | GP-GS | Min/Avg | FG-FGA | Pct | 3FM-3GA | Pct | FT-FTA | Pct | Rebs | PF-D | Ast | TO | Blk | Stl | Pts/Avg |
|---------|-------|----------|--------|------|---------|------|--------|------|---------|------|-----|----|-----|-----|---------|
| 2016-17 | 32-19 | 595/18.6 | 56-102 | .549 | 0-0 | .000 | 51-103 | .495 | 159-5.0 | 68-1 | 7 | 48 | 8 | 3 | 163/5.1 |
| 2017-18 | 11-0 | 88/8.0 | 4-15 | .267 | 0-0 | .000 | 3-7 | .429 | 23-2.1 | 12-0 | 0 | 11 | 8 | 0 | 11/1.0 |
| Totals | 43-19 | 683/15.9 | 60-117 | .513 | 0-0 | .000 | 54-110 | .491 | 182-4.2 | 80-1 | 7 | 59 | 16 | 3 | 174/4.0 |

35 ARIC HOLMAN



Junior | Forward

6-10 | 225

Owensboro, KY

Owensboro HS

Season Highs

Points: 21, UT-Martin (12-16-17)
FGM: 9, UT-Martin (12-16-17)
FGA: 12, twice, UT-Martin (12-16-17))
3FGM: 3, at Cincinnati (12-12-17)
3FGA: 4, 3x, last vs. UT-Martin (12-16-17)
FTM: 4, twice, vs. Little Rock (12-20-17)
FTA: 8, Little Rock (12-20-17)
Rebounds: 12, UT-Martin (12-16-17)
Assists: 3, Stephen F. Austin (11-22-17)
Blocks: 3, Stephen F. Austin (11-22-17)
Steals: 1, 3x, last vs. Little Rock (12-20-17)
Minutes: 28, Dayton (12-03-17)

Career Highs

Points: 21, UT-Martin (12-16-17)
FGM: 9, UT-Martin (12-16-17)
FGA: 13, Boise State (11-18-16)
3FGM: 3, at Cincinnati (12-12-17)
3FGA: 4, 4x, last vs. UT-Martin (12-16-17)
FTM: 7, LSU (1-7-17)
FTA: 9, LSU (1-7-17)
Rebounds: 12, UT-Martin (12-16-17)
Assists: 4, Arkansas (2-9-16)
Blocks: 5, twice, last vs. NWST (11-28-16)
Steals: 2, 3x, last vs. Oregon State (12-1-16)
Minutes: 33, TAMU (1-14-17)

2017-18 Game-By-Game

| Opponent | MIN | FG | Pct. | 3FG | Pct. | FT | Pct. | O-D-R | PF | A | TO | B | S | PTS |
|------------------------|------|------|-------|-----|-------|-----|-------|--------|----|---|----|---|---|-----|
| N10 Alabama State | 21 | 6-11 | .545 | 2-4 | .500 | 4-5 | .800 | 3-8-11 | 1 | 0 | 1 | 0 | 1 | 18 |
| N18 Florida A&M | * 18 | 2-2 | 1.000 | 1-1 | 1.000 | 0-0 | .000 | 2-4-6 | 1 | 0 | 2 | 2 | 1 | 5 |
| N20 Green Bay | * 23 | 5-7 | .714 | 1-2 | .500 | 2-3 | .667 | 1-4-5 | 3 | 1 | 1 | 0 | 0 | 13 |
| N22 Stephen F. Austin | * 24 | 3-3 | 1.000 | 1-1 | 1.000 | 3-3 | 1.000 | 1-6-7 | 3 | 2 | 3 | 3 | 0 | 10 |
| N26 Jacksonville State | * 23 | 4-6 | .667 | 0-1 | .000 | 3-6 | .500 | 2-4-6 | 2 | 0 | 1 | 2 | 0 | 11 |
| N30 North Dakota State | * 23 | 4-7 | .571 | 2-3 | .667 | 2-4 | .500 | 6-3-9 | 2 | 0 | 1 | 0 | 0 | 12 |
| D3 Dayton | * 28 | 2-4 | .500 | 2-4 | .500 | 0-0 | .000 | 1-7-8 | 0 | 1 | 2 | 2 | 1 | 6 |
| D9 North Georgia | * 13 | 5-5 | 1.000 | 2-2 | 1.000 | 1-1 | 1.000 | 1-5-6 | 0 | 0 | 1 | 2 | 0 | 13 |
| D12 Cincinnati | * 26 | 7-12 | .583 | 3-3 | 1.000 | 1-2 | .500 | 5-5-10 | 1 | 1 | 1 | 1 | 0 | 18 |
| D16 UT Martin | * 21 | 9-12 | .750 | 2-4 | .500 | 1-3 | .333 | 8-4-12 | 1 | 1 | 0 | 1 | 1 | 21 |
| D20 Little Rock | * 20 | 3-8 | .375 | 0-2 | .000 | 4-8 | .500 | 3-2-5 | 1 | 1 | 2 | 2 | 1 | 10 |
| D23 Southern Miss | * 24 | 3-5 | .600 | 1-1 | 1.000 | 3-4 | .750 | 2-4-6 | 0 | 0 | 0 | 1 | 0 | 10 |
| D30 North Florida | | | | | | | | | | | | | | |
| J2 Arkansas | | | | | | | | | | | | | | |
| J6 Ole Miss | | | | | | | | | | | | | | |
| J10 Florida | | | | | | | | | | | | | | |
| J13 Auburn | | | | | | | | | | | | | | |
| J16 Vanderbilt | | | | | | | | | | | | | | |
| J20 Alabama | | | | | | | | | | | | | | |
| J23 Kentucky | | | | | | | | | | | | | | |
| J27 Missouri | | | | | | | | | | | | | | |
| J31 South Carolina | | | | | | | | | | | | | | |
| F3 Georgia | | | | | | | | | | | | | | |
| F6 Alabama | | | | | | | | | | | | | | |
| F10 Missouri | | | | | | | | | | | | | | |
| F14 Vanderbilt | | | | | | | | | | | | | | |
| F17 Ole Miss | | | | | | | | | | | | | | |
| F20 Texas A&M | | | | | | | | | | | | | | |
| F24 South Carolina | | | | | | | | | | | | | | |
| F27 Tennessee | | | | | | | | | | | | | | |
| M3 LSU | | | | | | | | | | | | | | |

Holman's Notes . . .

-Now has five double-doubles for his career.

-Scored in double-digits 10 of MSU's 12 games.

-Season-high 3 blocks vs. Stephen F. Austin.

-Holds the 9th all-time spot at MSU with 94 blocked shots.

- Had a career-high 21 points and 12 rebounds against UT-Martin on Dec. 16 for third double-double of the year.

CAREER STATS FOR ARIC HOLMAN

| Year | GP-GS | Min/Avg | FG-FGA | Pct | 3FM-3GA | Pct | FT-FTA | Pct | Rebs | PF-D | Ast | TO | Blk | Stl | Pts/Avg |
|---------|-------|-----------|---------|------|---------|------|--------|------|---------|-------|-----|----|-----|-----|----------|
| 2015-16 | 21-3 | 194/9.2 | 18-44 | .409 | 2-13 | .154 | 1-6 | .167 | 39-1.9 | 37-2 | 8 | 16 | 14 | 2 | 39/1.9 |
| 2016-17 | 32-26 | 747/23.3 | 104-210 | .495 | 12-49 | .245 | 49-75 | .653 | 193-6.0 | 79-4 | 20 | 54 | 64 | 21 | 269/8.4 |
| 2017-18 | 12-11 | 264/22.0 | 53-82 | .646 | 17-28 | .607 | 24-39 | .615 | 91-7.6 | 15-0 | 7 | 15 | 16 | 5 | 147/12.3 |
| Totals | 65-40 | 1205/18.5 | 175-336 | .521 | 31-90 | .344 | 74-120 | .617 | 323-5.0 | 131-6 | 35 | 85 | 94 | 28 | 455/7.0 |

45 E.J. DATCHER



Sophomore | Center

6-10 | 240

Hapersville, AL

Vincent HS

Season Highs

Points: 11, Alabama State (11-10-17)
 FGM: 3, North Georgia (12-9-17)
 FGA: 4, twice, last vs. SFAustin (11-22-17)
 3FGM:
 3FGA:
 FTM: 9, Alabama State (11-10-17)
 FTA: 9, Alabama State (11-10-17)
 Rebounds: 6, Green Bay (11-20-20)
 Assists: 2, Florida A&M (11-18-20)
 Blocks: 3, Green Bay (11-20-17)
 Steals:
 Minutes: 19, Green Bay (11-20-17)

Career Highs

Points: 11, Alabama State (11-10-17)
 FGM: 3, North Georgia (12-9-17)
 FGA: 4, 3x, last vs. SF Austin (11-22-17)
 3FGM:
 3FGA:
 FTM: 9, Alabama State (11-10-17)
 FTA: 9, Alabama State (11-10-17)
 Rebounds: 7, Norfolk State, (11-11-16)
 Assists: 2, Florida A&M (11-18-20)
 Blocks: 3, 3x, last vs Green Bay (11-20-17)
 Steals: 2, Kentucky (1-17-17)
 Minutes: 19, Green Bay (11-20-17)

2017-18 Game-By-Game

| Opponent | MIN | FG | Pct. | 3FG | Pct. | FT | Pct. | O-D-R | PF | A | TO | B | S | PTS |
|------------------------|-------|-----|-------|-----|------|-----|-------|-------|----|---|----|---|---|-----|
| N10 Alabama State * | 15 | 1-4 | .250 | 0-0 | .000 | 9-9 | 1.000 | 1-3-4 | 5 | 0 | 1 | 0 | 0 | 11 |
| N18 Florida A&M | 13 | 2-3 | .667 | 0-0 | .000 | 3-3 | 1.000 | 0-3-3 | 1 | 2 | 0 | 0 | 0 | 7 |
| N20 Green Bay | 19 | 2-2 | 1.000 | 0-0 | .000 | 0-0 | .000 | 0-6-6 | 1 | 0 | 1 | 3 | 0 | 4 |
| N22 Stephen F. Austin | 22 | 2-4 | .500 | 0-0 | .000 | 2-4 | .500 | 2-1-3 | 4 | 0 | 0 | 0 | 0 | 6 |
| N26 Jacksonville State | 3 | 1-1 | 1.000 | 0-0 | .000 | 0-0 | .000 | 0-0-0 | 0 | 0 | 0 | 0 | 0 | 2 |
| N30 North Dakota State | -DNP- | | | | | | | | | | | | | |
| D3 Dayton | -DNP- | | | | | | | | | | | | | |
| D9 North Georgia | 11 | 3-3 | 1.000 | 0-0 | .000 | 2-2 | 1.000 | 2-1-3 | 0 | 0 | 0 | 0 | 0 | 8 |
| D12 Cincinnati | 4 | 0-0 | .000 | 0-0 | .000 | 0-0 | .000 | 0-0-0 | 0 | 0 | 0 | 0 | 0 | 0 |
| D16 UT Martin | 5 | 0-0 | .000 | 0-0 | .000 | 0-0 | .000 | 0-1-1 | 0 | 1 | 0 | 0 | 0 | 0 |
| D20 Little Rock | 2 | 0-0 | .000 | 0-0 | .000 | 0-0 | .000 | 0-1-1 | 2 | 0 | 1 | 0 | 0 | 0 |
| D23 Southern Miss | 9 | 2-2 | 1.000 | 0-0 | .000 | 0-0 | .000 | 0-3-3 | 2 | 0 | 1 | 0 | 0 | 4 |
| D30 North Florida | | | | | | | | | | | | | | |
| J2 Arkansas | | | | | | | | | | | | | | |
| J6 Ole Miss | | | | | | | | | | | | | | |
| J10 Florida | | | | | | | | | | | | | | |
| J13 Auburn | | | | | | | | | | | | | | |
| J16 Vanderbilt | | | | | | | | | | | | | | |
| J20 Alabama | | | | | | | | | | | | | | |
| J23 Kentucky | | | | | | | | | | | | | | |
| J27 Missouri | | | | | | | | | | | | | | |
| J31 South Carolina | | | | | | | | | | | | | | |
| F3 Georgia | | | | | | | | | | | | | | |
| F6 Alabama | | | | | | | | | | | | | | |
| F10 Missouri | | | | | | | | | | | | | | |
| F14 Vanderbilt | | | | | | | | | | | | | | |
| F17 Ole Miss | | | | | | | | | | | | | | |
| F20 Texas A&M | | | | | | | | | | | | | | |
| F24 South Carolina | | | | | | | | | | | | | | |
| F27 Tennessee | | | | | | | | | | | | | | |
| M3 LSU | | | | | | | | | | | | | | |

Datcher's Notes . . .

-Earned his first-career start against Alabama State and responded with a career-high 11 points.

-Career-high 3 blocks against Green Bay.

-String of 14-straight made FTs ended against Stephen F. Austin.

-Missed North Dakota State and Dayton games due to a foot injury suffered against Jacksonville State.

-Returned against North Georgia and totaled 8 points.

-Through eight games has surpassed his total points in 31 games a year ago.

CAREER STATS FOR E.J. DATCHER

| Year | GP-GS | Min/Avg | FG-FGA | Pct | 3FM-3GA | Pct | FT-FTA | Pct | Rebs | PF-D | Ast | TO | Blk | Stl | Pts/Avg |
|---------|-------|----------|--------|------|---------|------|--------|------|--------|------|-----|----|-----|-----|---------|
| 2016-17 | 31-0 | 228/7.4 | 13-32 | .406 | 0-0 | .000 | 5-9 | .556 | 47-1.5 | 59-1 | 1 | 9 | 18 | 6 | 31/1.0 |
| 2017-18 | 10-1 | 103/10.3 | 13-19 | .684 | 0-0 | .000 | 16-18 | .889 | 24-2.4 | 15-1 | 3 | 4 | 3 | 0 | 42/4.2 |
| Totals | 41-1 | 331/8.1 | 26-51 | .510 | 0-0 | .000 | 21-27 | .778 | 71-1.7 | 74-2 | 4 | 13 | 21 | 6 | 73/1.8 |

Exhibition — Oct. 22, 2017

Nebraska 78
Mississippi State 63

Humphrey Coliseum • Starkville, MS

Nebraska

| Player | FG | 3FG | FT | RB | PF | PT | A | Min |
|---------------|--------------|-------------|--------------|-----------|-----------|-----------|-----------|------------|
| Copeland | f 2-10 | 0-6 | 0-0 | 7 | 3 | 4 | 0 | 26 |
| Tshimanga | c 5-8 | 0-0 | 1-1 | 6 | 3 | 11 | 1 | 16 |
| Watson | g 4-10 | 2-6 | 1-2 | 2 | 2 | 11 | 5 | 32 |
| Taylor | g 3-5 | 1-2 | 2-3 | 3 | 3 | 9 | 3 | 28 |
| Palmer | g 5-6 | 2-3 | 5-6 | 1 | 1 | 17 | 0 | 23 |
| Okeke | 2-2 | 0-0 | 0-0 | 3 | 4 | 4 | 0 | 11 |
| McVeigh | 2-6 | 2-5 | 2-2 | 3 | 1 | 8 | 2 | 20 |
| Allen | 0-1 | 0-0 | 0-0 | 0 | 0 | 0 | 0 | 5 |
| Gill | 2-5 | 1-2 | 1-1 | 0 | 1 | 6 | 3 | 14 |
| Borchardt | 2-3 | 0-0 | 0-0 | 2 | 1 | 4 | 0 | 9 |
| TOTALS | 28-62 | 8-27 | 12-15 | 37 | 22 | 76 | 16 | 200 |

Mississippi State

| Player | FG | 3FG | FT | RB | PF | PT | A | Min |
|---------------|--------------|-------------|--------------|-----------|-----------|-----------|-----------|------------|
| Holman | f 2-5 | 0-1 | 1-1 | 1 | 0 | 5 | 0 | 17 |
| Herard | c 2-3 | 0-0 | 0-2 | 5 | 1 | 4 | 0 | 16 |
| Peters | g 2-10 | 0-3 | 4-8 | 3 | 3 | 8 | 4 | 22 |
| Stapleton | g 2-8 | 0-2 | 3-4 | 5 | 1 | 7 | 2 | 24 |
| Q. W'spoon | g 4-13 | 0-3 | 1-2 | 5 | 2 | 9 | 1 | 25 |
| N. W'spoon | 0-2 | 0-0 | 2-3 | 4 | 4 | 2 | 2 | 19 |
| Wright | 4-5 | 0-1 | 2-2 | 4 | 1 | 10 | 2 | 25 |
| Feazell | 5-5 | 0-0 | 0-0 | 2 | 1 | 10 | 0 | 15 |
| Carter | 1-5 | 1-3 | 2-2 | 0 | 1 | 5 | 3 | 18 |
| Datcher | 6-8 | 0-0 | 0-0 | 6 | 4 | 12 | 0 | 19 |
| TOTALS | 28-64 | 1-13 | 15-24 | 38 | 18 | 72 | 14 | 200 |

Halftime: UN 48, MSU 32. FG%: 43.8%, UN 45.2%, 3FG%: MSU 7.7%, UN 29.6%, FT%: MSU 62.5%, UN 80.0%. Turnovers: MSU 11 (Feazell 3), UN 16 (Roby 5). Blocked Shots: MSU 8 (Herard 3), UN 5 (Five with 1). Steals: MSU 7 (Q. Weatherspoon 3), UN 3 (Three with 1). Officials: Patrick Evans, Hunter Allen, Erroll Lewis. Attendance: 2,900.

Exhibition — Nov. 2, 2017

Mississippi State 87
West Florida 62

Humphrey Coliseum • Starkville, MS

West Florida

| Player | FG | 3FG | FT | RB | PF | PT | A | Min |
|---------------|--------------|-------------|--------------|-----------|-----------|-----------|-----------|------------|
| Tidwell | f 2-7 | 0-1 | 3-6 | 6 | 3 | 7 | 1 | 25 |
| Tucker | f 1-4 | 0-0 | 0-0 | 6 | 5 | 2 | 0 | 11 |
| Cox | g 3-7 | 0-3 | 0-0 | 3 | 3 | 6 | 0 | 29 |
| Deng | g 5-15 | 0-1 | 1-3 | 4 | 1 | 11 | 1 | 30 |
| Thorpe | g 9-13 | 2-2 | 1-4 | 2 | 1 | 21 | 1 | 39 |
| Jackson | 1-7 | 1-5 | 2-4 | 3 | 2 | 5 | 0 | 21 |
| Carter Jr. | 0-0 | 0-0 | 1-2 | 0 | 1 | 1 | 0 | 5 |
| Henderson | 1-3 | 0-0 | 0-0 | 3 | 0 | 2 | 0 | 9 |
| Flanagan | 1-1 | 0-0 | 0-1 | 1 | 0 | 2 | 0 | 4 |
| Ventoniemi | 2-9 | 0-0 | 1-3 | 2 | 3 | 5 | 0 | 27 |
| TOTALS | 28-62 | 8-27 | 12-15 | 37 | 22 | 76 | 16 | 200 |

Mississippi State

| Player | FG | 3FG | FT | RB | PF | PT | A | Min |
|---------------|--------------|-------------|--------------|-----------|-----------|-----------|-----------|------------|
| Herard | c 0-0 | 0-0 | 2-2 | 4 | 5 | 2 | 0 | 12 |
| Peters | g 4-10 | 3-7 | 0-0 | 2 | 2 | 11 | 6 | 24 |
| Stapleton | g 4-5 | 1-2 | 1-1 | 2 | 3 | 10 | 0 | 20 |
| Q. W'spoon | g 5-10 | 0-1 | 5-8 | 8 | 0 | 15 | 1 | 26 |
| Carter | g 3-11 | 1-9 | 1-2 | 4 | 0 | 8 | 2 | 28 |
| Wright | 2-6 | 0-2 | 2-2 | 7 | 1 | 6 | 2 | 24 |
| N. W'spoon | 6-8 | 1-2 | 1-1 | 2 | 0 | 14 | 3 | 18 |
| Storm | 0-1 | 0-0 | 0-0 | 1 | 0 | 0 | 0 | 3 |
| Clayton | 0-1 | 0-1 | 0-0 | 1 | 0 | 0 | 0 | 2 |
| Davis | 0-0 | 0-0 | 0-0 | 1 | 0 | 0 | 0 | 2 |
| T.J. Gray | 0-0 | 0-0 | 0-0 | 0 | 0 | 0 | 0 | 2 |
| Feazell | 0-1 | 0-0 | 0-0 | 1 | 5 | 0 | 0 | 8 |
| Holman | 8-9 | 0-0 | 0-0 | 6 | 3 | 16 | 1 | 17 |
| Datcher | 2-4 | 0-0 | 1-1 | 7 | 5 | 5 | 0 | 16 |
| TOTALS | 34-66 | 6-24 | 13-17 | 47 | 24 | 87 | 15 | 200 |

Halftime: MSU 44, UWF 31. FG%: 51.5%, UWF 37.9%, 3FG%: MSU 25.0%, UWF 25.0%, FT%: MSU 76.5%, UWF 39.1%. Turnovers: MSU 19 (Datcher 4), UWF 16 (Tidwell, Thorpe 3). Blocked Shots: MSU 7 (Holman 3), UWF 0. Steals: MSU 8 (Q. Weatherspoon 4), UWF 5 (Jackson 2). Officials: Sean Casey, Nate Green, Ken Washington. Attendance: 1,711.

Game 1 — Nov. 10, 2017

Mississippi State
Alabama State

Humphrey Coliseum • Starkville, MS

Alabama State

| Player | FG | 3FG | FT | RB | PF | PT | A | Min |
|---------------|--------------|-------------|--------------|-----------|-----------|-----------|----------|------------|
| Jones | f 7-11 | 0-0 | 2-2 | 6 | 2 | 16 | 0 | 33 |
| Johnson | c 2-4 | 0-0 | 3-6 | 6 | 3 | 7 | 0 | 20 |
| Davis | g 1-7 | 1-5 | 0-0 | 2 | 0 | 3 | 2 | 24 |
| Ewuosho | g 3-6 | 1-2 | 1-2 | 5 | 3 | 8 | 2 | 23 |
| Rogers | g 0-3 | 0-2 | 0-0 | 1 | 4 | 0 | 0 | 7 |
| Johnson | 0-3 | 0-1 | 0-0 | 1 | 0 | 0 | 0 | 3 |
| Ross | 6-11 | 5-8 | 0-1 | 2 | 2 | 17 | 1 | 24 |
| Gee | 1-5 | 0-2 | 1-2 | 1 | 4 | 3 | 0 | 16 |
| Deneus | 3-5 | 0-0 | 3-5 | 7 | 1 | 9 | 1 | 14 |
| Pichardo | 0-1 | 0-0 | 0-0 | 1 | 1 | 0 | 0 | 5 |
| Wright | 0-0 | 0-1 | 1-3 | 4 | 3 | 1 | 0 | 5 |
| LeFlare | 2-8 | 0-5 | 0-1 | 3 | 2 | 4 | 2 | 20 |
| Rogers | 0-2 | 0-0 | 0-0 | 0 | 1 | 0 | 0 | 6 |
| TOTALS | 25-67 | 7-26 | 11-22 | 41 | 26 | 68 | 8 | 200 |

Mississippi State

| Player | FG | 3FG | FT | RB | PF | PT | A | Min |
|---------------|--------------|-------------|--------------|-----------|-----------|-----------|-----------|------------|
| Stapleton | f 0-0 | 0-0 | 0-0 | 1 | 0 | 0 | 0 | 5 |
| Datcher | c 1-4 | 0-0 | 9-9 | 4 | 5 | 11 | 0 | 15 |
| N. W'spoon | g 3-8 | 1-1 | 4-4 | 3 | 0 | 11 | 3 | 25 |
| Peters | g 2-8 | 0-5 | 3-4 | 4 | 1 | 7 | 7 | 29 |
| Q. W'spoon | g 8-9 | 0-1 | 1-3 | 8 | 3 | 17 | 1 | 22 |
| Wright | 5-8 | 1-3 | 1-2 | 6 | 3 | 12 | 2 | 28 |
| Storm | 0-2 | 0-0 | 0-0 | 3 | 1 | 0 | 0 | 4 |
| Clayton | 0-0 | 0-0 | 0-0 | 0 | 0 | 0 | 0 | 2 |
| Davis | 0-1 | 0-1 | 1-2 | 0 | 0 | 1 | 1 | 2 |
| Singleton | 1-2 | 1-2 | 0-0 | 1 | 0 | 3 | 0 | 5 |
| Gray | 0-0 | 0-0 | 0-0 | 0 | 1 | 0 | 0 | 2 |
| Carter | 3-6 | 2-3 | 3-4 | 1 | 0 | 11 | 2 | 27 |
| Herar | 2-5 | 0-0 | 1-2 | 2 | 4 | 5 | 0 | 13 |
| Holman | 6-11 | 2-4 | 4-5 | 11 | 1 | 18 | 0 | 21 |
| TOTALS | 31-64 | 7-20 | 27-35 | 47 | 19 | 96 | 16 | 200 |

Halftime: MSU 58, ASU 31. FG%: 56.3%, ASU 32.3%, 3FG%: MSU 50.0%, ASU 33.3%, FT%: MSU 76.2%, ASU 50.0%. Turnovers: MSU 14 (Peters 4), ASU 17 (Ewuosho 4). Blocked Shots: MSU 4 (Peters 2), ASU 1 (B. Johnson). Steals: MSU 7 (Q. W'spoon, Stapleton 2), ASU 6 (Ewuosho 2). Officials: Terry Moore, Don Daily, Ken Washington. Attendance: 6,811.

Game 2 — Nov. 18, 2017

Mississippi State 79
Florida A&M 48

Humphrey Coliseum • Starkville, MS

Florida A&M

| Player | FG | 3FG | FT | RB | PF | PT | A | Min |
|---------------|--------------|-------------|-------------|-----------|-----------|-----------|----------|------------|
| Williams | f 5-20 | 0-2 | 4-6 | 8 | 3 | 14 | 0 | 35 |
| Martin | c 3-6 | 0-0 | 1-2 | 5 | 1 | 7 | 0 | 33 |
| Mayer | g 0-1 | 0-1 | 0-0 | 2 | 1 | 0 | 2 | 21 |
| Myles | g 0-2 | 0-0 | 0-0 | 2 | 1 | 0 | 0 | 4 |
| Barham | g 5-15 | 3-9 | 2-2 | 5 | 1 | 15 | 0 | 34 |
| Severado | 0-2 | 0-0 | 0-0 | 5 | 1 | 0 | 1 | 19 |
| Reaves | 2-5 | 1-3 | 0-0 | 1 | 2 | 5 | 2 | 16 |
| Bowman | 0-1 | 0-1 | 0-0 | 1 | 0 | 0 | 1 | 5 |
| Core | 2-4 | 1-1 | 0-0 | 3 | 0 | 5 | 0 | 12 |
| Harrell | 1-5 | 0-0 | 0-2 | 4 | 0 | 2 | 0 | 13 |
| Ravenel | 0-3 | 0-2 | 0-0 | 2 | 1 | 0 | 0 | 8 |
| TOTALS | 18-64 | 5-19 | 7-12 | 42 | 11 | 48 | 6 | 200 |

Mississippi State

| Player | FG | 3FG | FT | RB | PF | PT | A | Min |
|---------------|--------------|-------------|------------|-----------|-----------|-----------|-----------|------------|
| Ado | f 6-7 | 0-0 | 0-0 | 8 | 1 | 12 | 0 | 23 |
| Holman | f 2-2 | 1-1 | 0-0 | 6 | 1 | 5 | 0 | 18 |
| N. W'spoon | g 5-10 | 1-3 | 1-3 | 5 | 1 | 12 | 5 | 32 |
| Peters | g 5-12 | 1-7 | 1-1 | 1 | 3 | 12 | 5 | 23 |
| Q. W'spoon | g 5-9 | 1-4 | 1-2 | 6 | 1 | 12 | 4 | 31 |
| Storm | 0-0 | 0-0 | 0-0 | 1 | 0 | 0 | 0 | 3 |
| Clayton | 0-0 | 0-0 | 0-0 | 0 | 0 | 0 | 0 | 2 |
| Davis | 0-2 | 0-1 | 0-0 | 0 | 1 | 0 | 0 | 3 |
| Singleton | 2-3 | 0-1 | 0-0 | 0 | 0 | 4 | 1 | 5 |
| Gray | 1-1 | 1-1 | 0-0 | 0 | 1 | 3 | 0 | 3 |
| Feazell | 1-2 | 0-1 | 0-0 | 5 | 1 | 2 | 0 | 7 |
| Carter | 4-10 | 2-5 | 0-0 | 0 | 0 | 10 | 2 | 23 |
| Herard | 0-1 | 0-0 | 0-0 | 1 | 0 | 0 | 0 | 14 |
| Datcher | 2-3 | 0-0 | 3-3 | 3 | 1 | 7 | 2 | 13 |
| TOTALS | 33-62 | 7-24 | 6-9 | 38 | 11 | 79 | 19 | 200 |

Halftime: MSU 28, FAMU 17. FG%: 53.2%, FAMU 28.1%, 3FG%: MSU 29.2%, FAMU 26.3%, FT%: MSU 66.7%, FAMU 58.3%. Turnovers: MSU 17 (Q. W'spoon 4), FAMU 24 (Williams 7). Blocked Shots: MSU 13 (Ado 3), FAMU 2 (Martin 2). Steals: MSU 9 (Peters 4), FAMU 4 (Four players with 1). Officials: Anthony Jordan, Jason Baker, Erroll Lewis. Attendance: 6,132.

Game 3 — Nov. 20, 2017

Mississippi State 77
Green Bay 68

Humphrey Coliseum • Starkville, MS

Green Bay

| Player | FG | 3FG | FT | RB | PF | PT | A | Min |
|---------------|--------------|-------------|--------------|-----------|-----------|-----------|-----------|------------|
| Jespersion | f 2-6 | 1-4 | 0-0 | 5 | 4 | 5 | 2 | 25 |
| Small | g 3-6 | 1-2 | 8-10 | 7 | 3 | 15 | 1 | 34 |
| Bell | g 2-6 | 1-2 | 0-0 | 2 | 0 | 5 | 0 | 12 |
| Hankerson | g 4-6 | 0-1 | 2-2 | 4 | 3 | 10 | 1 | 25 |
| Crist | g 0-4 | 0-3 | 0-0 | 5 | 3 | 0 | 5 | 20 |
| Parham | 4-9 | 3-5 | 4-6 | 2 | 1 | 15 | 1 | 22 |
| Pipes | 0-4 | 0-1 | 0-0 | 2 | 1 | 0 | 2 | 15 |
| Bains | 0-0 | 0-0 | 0-2 | 1 | 0 | 0 | 0 | 6 |
| Patterson | 3-6 | 0-0 | 3-4 | 3 | 3 | 9 | 0 | 21 |
| Chevallier | 3-7 | 3-6 | 0-0 | 3 | 1 | 9 | 0 | 20 |
| TOTALS | 21-54 | 9-24 | 17-24 | 36 | 19 | 68 | 12 | 200 |

Mississippi State

| Player | FG | 3FG | FT | RB | PF | PT | A | Min |
|---------------|--------------|-------------|--------------|-----------|-----------|-----------|-----------|------------|
| Ado | f 4-8 | 0-0 | 4-5 | 11 | 4 | 12 | 1 | 24 |
| Holman | f 5-7 | 1-2 | 2-3 | 5 | 3 | 13 | 1 | 23 |
| N. W'spoon | g 3-7 | 1-3 | 3-4 | 5 | 3 | 10 | 4 | 28 |
| Peters | g 6-15 | 1-7 | 5-6 | 0 | 0 | 18 | 2 | 29 |
| Q. W'spoon | g 1-8 | 0-5 | 0-0 | 3 | 2 | 2 | 4 | 28 |
| Wright | 4-6 | 0-2 | 0-0 | 4 | 2 | 8 | 1 | 17 |
| Feazell | 1-3 | 0-0 | 0-0 | 1 | 1 | 2 | 0 | 7 |
| Carter | 2-6 | 0-4 | 2-2 | 0 | 1 | 6 | 0 | 19 |
| Herard | 1-1 | 0-0 | 0-1 | 3 | 2 | 2 | 0 | 6 |
| Datcher | 2-2 | 0-0 | 0-0 | 6 | 1 | 4 | 0 | 19 |
| TOTALS | 29-63 | 3-23 | 16-21 | 39 | 19 | 77 | 13 | 200 |

Halftime: MSU 40, GB 32. FG%: MSU 46.0%, GB 38.9%, 3FG%: MSU 13.0%, GB 37.5%, FT%: MSU 76.2%, GB 70.8%. Turnovers: MSU 14 (N. W'spoon, Peters 3), GB 19 (Small 4). Blocked Shots: MSU 6 (Datcher 3), GB 0. Steals: MSU 6 (Peters 3), GB 5 (Five players with 1). Officials: Karl Hess, Jeffery Clark, Rob Rorke. Attendance: 6,359.

Game 4 — Nov. 22, 2017

Mississippi State 80

Game 5 — Nov. 26, 2017

| | |
|--------------------|----|
| Mississippi State | 59 |
| Jacksonville State | 56 |

Humphrey Coliseum • Starkville, MS

Jacksonville State

| Player | FG | 3FG | FT | RB | PF | PT | A | Min |
|---------------|--------------|-------------|------------|-----------|-----------|-----------|-----------|------------|
| Cunningham f | 1-2 | 0-0 | 0-0 | 5 | 3 | 2 | 1 | 17 |
| Giga c | 6-11 | 1-3 | 2-2 | 10 | 2 | 15 | 3 | 37 |
| Gregory g | 2-6 | 1-3 | 0-0 | 3 | 3 | 5 | 3 | 26 |
| Drumwright g | 4-13 | 1-6 | 0-0 | 3 | 2 | 9 | 1 | 35 |
| Spears g | 2-5 | 2-2 | 0-0 | 2 | 0 | 6 | 0 | 16 |
| Dunlap | 0-0 | 0-0 | 0-0 | 0 | 0 | 0 | 0 | 7 |
| Edwards | 0-3 | 0-1 | 2-2 | 4 | 1 | 2 | 1 | 20 |
| Burnell | 5-13 | 0-2 | 0-0 | 6 | 1 | 10 | 1 | 24 |
| Hunter | 2-4 | 1-2 | 2-2 | 1 | 1 | 7 | 0 | 17 |
| Martin | 0-0 | 0-0 | 0-0 | 0 | 0 | 0 | 0 | 1 |
| TOTALS | 22-57 | 6-19 | 6-6 | 36 | 13 | 56 | 10 | 200 |

Mississippi State

| Player | FG | 3FG | FT | RB | PF | PT | A | Min |
|---------------|--------------|-------------|-------------|-----------|-----------|-----------|----------|------------|
| Ado f | 4-6 | 0-0 | 1-4 | 8 | 3 | 9 | 0 | 33 |
| Holman f | 4-6 | 0-1 | 3-6 | 6 | 2 | 11 | 0 | 23 |
| N. W'spoon g | 5-9 | 1-2 | 1-3 | 1 | 1 | 12 | 1 | 30 |
| Q. W'spoon g | 6-11 | 1-3 | 0-0 | 5 | 2 | 13 | 4 | 35 |
| Carter g | 1-7 | 1-7 | 0-0 | 6 | 0 | 3 | 2 | 29 |
| Wright | 0-5 | 0-2 | 0-0 | 6 | 0 | 0 | 0 | 23 |
| Stapleton | 3-8 | 1-2 | 0-0 | 2 | 1 | 7 | 1 | 15 |
| Feazell | 0-1 | 0-1 | 0-0 | 0 | 0 | 0 | 1 | 5 |
| Herard | 1-2 | 0-0 | 0-0 | 1 | 2 | 2 | 0 | 4 |
| Datcher | 1-1 | 0-0 | 0-0 | 0 | 0 | 2 | 0 | 3 |
| TOTALS | 25-56 | 4-18 | 5-13 | 37 | 11 | 59 | 9 | 200 |

Halftime: JSU 29, MSU 25. FG%: MSU 44.6%, JSU 38.6%. 3FG%: MSU 22.2%, JSU 31.6%. FT%: MSU 38.5%, JSU 100.0%. Turnovers: MSU 12 (Ado, Q. W'spoon 4), JSU 10 (Cunningham 4). Blocked Shots: MSU 5 (Ado 3), JSU 2 (Cunningham, Burnell 1). Steals: MSU 2 (Ado, Carter 1), JSU 3 (Three players with 1). Officials: Orlandis Poole, Kipp Kissinger, John Gaffney. Attendance: 6,034.

Game 6 — Nov. 30, 2017

| | |
|--------------------|----|
| Mississippi State | 83 |
| North Dakota State | 59 |

Humphrey Coliseum • Starkville, MS

North Dakota State

| Player | FG | 3FG | FT | RB | PF | PT | A | Min |
|---------------|--------------|--------------|------------|-----------|-----------|-----------|-----------|------------|
| Eliason f | 1-2 | 0-0 | 0-2 | 6 | 1 | 2 | 1 | 20 |
| Miller g | 9-18 | 1-8 | 0-0 | 5 | 2 | 19 | 4 | 35 |
| Samuelson g | 1-4 | 1-4 | 0-0 | 0 | 1 | 3 | 1 | 22 |
| Jacobson g | 4-6 | 4-5 | 3-3 | 4 | 2 | 15 | 0 | 24 |
| Ward g | 2-10 | 0-4 | 0-0 | 3 | 1 | 4 | 1 | 21 |
| Van Dulm | 0-0 | 0-0 | 0-1 | 0 | 0 | 0 | 1 | 2 |
| Quayle | 1-3 | 1-3 | 0-0 | 4 | 0 | 3 | 0 | 17 |
| Hunter | 3-8 | 3-7 | 0-0 | 2 | 3 | 9 | 3 | 27 |
| Geu | 1-3 | 0-1 | 2-2 | 3 | 1 | 4 | 1 | 14 |
| Kreuser | 0-3 | 0-3 | 0-0 | 0 | 3 | 0 | 1 | 18 |
| TOTALS | 22-57 | 10-35 | 5-8 | 28 | 14 | 59 | 13 | 200 |

Mississippi State

| Player | FG | 3FG | FT | RB | PF | PT | A | Min |
|---------------|--------------|--------------|--------------|-----------|-----------|-----------|-----------|------------|
| Ado f | 2-2 | 0-0 | 1-1 | 4 | 5 | 5 | 0 | 14 |
| Holman f | 4-7 | 2-3 | 2-4 | 9 | 2 | 12 | 0 | 23 |
| N. W'spoon g | 5-9 | 1-3 | 1-1 | 4 | 0 | 12 | 2 | 31 |
| Q. W'spoon g | 4-9 | 1-3 | 0-2 | 4 | 1 | 9 | 10 | 26 |
| Carter g | 12-17 | 6-10 | 5-5 | 6 | 1 | 35 | 1 | 32 |
| Wright | 0-5 | 0-3 | 0-0 | 2 | 1 | 0 | 2 | 25 |
| Stapleton | 2-6 | 0-1 | 0-0 | 3 | 2 | 4 | 0 | 20 |
| Storm | 0-0 | 0-0 | 0-0 | 0 | 0 | 0 | 0 | 2 |
| Davis | 1-1 | 0-0 | 0-0 | 0 | 0 | 2 | 0 | 1 |
| Singleton | 1-1 | 0-0 | 0-0 | 0 | 0 | 2 | 0 | 2 |
| Feazell | 0-1 | 0-0 | 0-2 | 3 | 1 | 0 | 0 | 12 |
| Herard | 0-2 | 0-0 | 2-2 | 3 | 0 | 2 | 0 | 12 |
| TOTALS | 31-60 | 10-23 | 11-17 | 41 | 13 | 83 | 15 | 200 |

Halftime: JMSU 29, NDSU 24. FG%: MSU 51.7%, NDSU 38.6%. 3FG%: MSU 43.5%, NDSU 28.6%. FT%: MSU 64.7%, NDSU 62.5%. Turnovers: MSU 12 (Ado 4), NDSU 14 (Kreuser 4). Blocked Shots: MSU 1 (Stapleton), NDSU 0. Steals: MSU 8 (Stapleton 3), NDSU 3 (Three players with 1). Officials: Doug Shows, Tony Henderson, Bart Lenox. Attendance: 5,831.

Game 7 — Dec. 3, 2017

| | |
|-------------------|----|
| Mississippi State | 61 |
| Dayton | 59 |

Humphrey Coliseum • Starkville, MS

Dayton

| Player | FG | 3FG | FT | RB | PF | PT | A | Min |
|-----------------|--------------|-------------|-------------|-----------|-----------|-----------|----------|------------|
| Cunningham f | 7-8 | 0-1 | 2-4 | 8 | 3 | 16 | 2 | 30 |
| Antetokounmpo f | 1-2 | 0-0 | 0-2 | 0 | 4 | 2 | 0 | 11 |
| Davis g | 5-12 | 2-7 | 5-8 | 10 | 0 | 17 | 3 | 38 |
| Landers g | 0-1 | 0-1 | 0-0 | 3 | 2 | 0 | 2 | 20 |
| Crutcher g | 6-11 | 4-8 | 2-2 | 3 | 0 | 18 | 0 | 33 |
| Davis | 0-4 | 0-3 | 0-0 | 2 | 1 | 0 | 1 | 26 |
| Svoboda | 2-6 | 2-5 | 0-0 | 0 | 3 | 6 | 0 | 32 |
| Pierce | 0-0 | 0-0 | 0-0 | 0 | 0 | 0 | 0 | 3 |
| Crosby | 0-2 | 0-0 | 0-0 | 0 | 0 | 0 | 0 | 7 |
| TOTALS | 21-46 | 8-25 | 9-16 | 30 | 13 | 59 | 8 | 200 |

Mississippi State

| Player | FG | 3FG | FT | RB | PF | PT | A | Min |
|---------------|--------------|-------------|------------|-----------|-----------|-----------|-----------|------------|
| Ado f | 2-2 | 0-0 | 1-1 | 3 | 3 | 5 | 0 | 21 |
| Holman f | 2-4 | 2-4 | 0-0 | 8 | 0 | 6 | 1 | 28 |
| N. W'spoon g | 3-7 | 0-3 | 0-2 | 1 | 4 | 6 | 1 | 31 |
| Q. W'spoon g | 5-11 | 0-3 | 1-2 | 10 | 4 | 11 | 6 | 35 |
| Carter g | 7-12 | 6-10 | 0-0 | 1 | 2 | 20 | 2 | 32 |
| Peters | 1-5 | 1-5 | 0-0 | 0 | 2 | 3 | 2 | 21 |
| Stapleton | 3-8 | 0-3 | 2-2 | 1 | 3 | 8 | 0 | 18 |
| Feazell | 1-1 | 0-0 | 0-0 | 2 | 0 | 2 | 0 | 11 |
| Herard | 0-0 | 0-0 | 0-0 | 1 | 0 | 0 | 0 | 3 |
| TOTALS | 24-50 | 9-28 | 4-7 | 27 | 18 | 61 | 12 | 200 |

Halftime: MSU 35, UD 20. FG%: MSU 48.0%, UD 45.7%. 3FG%: MSU 32.1%, UD 32.0%. FT%: MSU 57.1%, UD 56.3%. Turnovers: MSU 24 (Q. W'spoon, Carter 5), UD 26 (Three players with 5). Blocked Shots: MSU 5 (Holman, Q. W'spoon 2), UD (Antetokounmpo, Landers 1). Steals: MSU 13 (Three players with 3), UD 14 (Davis 4). Officials: Anthony Jordan, Chuck Jones, Garrick Shannon. Attendance: 7,539.

Game 8 — Dec. 9, 2017

| | |
|-------------------|----|
| Mississippi State | 95 |
| North Georgia | 62 |

Humphrey Coliseum • Starkville, MS

North Georgia

| Player | FG | 3FG | FT | RB | PF | PT | A | Min |
|---------------|--------------|-------------|------------|-----------|----------|-----------|-----------|------------|
| Fuzak f | 3-9 | 2-6 | 0-0 | 2 | 1 | 8 | 1 | 19 |
| Olanunji f | 5-9 | 0-0 | 0-0 | 10 | 2 | 10 | 1 | 30 |
| Tshimanga g | 3-6 | 0-1 | 0-0 | 4 | 0 | 6 | 3 | 31 |
| Cantrell g | 2-11 | 1-2 | 0-2 | 4 | 1 | 5 | 1 | 27 |
| Smith g | 3-9 | 2-4 | 0-0 | 2 | 0 | 8 | 0 | 24 |
| Cotter | 2-3 | 1-2 | 0-2 | 3 | 0 | 5 | 2 | 9 |
| Poitier | 1-4 | 1-4 | 0-0 | 0 | 0 | 3 | 0 | 10 |
| Dominy | 3-6 | 0-1 | 0-1 | 1 | 2 | 6 | 2 | 13 |
| Dean | 3-8 | 0-2 | 0-0 | 4 | 1 | 6 | 1 | 19 |
| Howard | 1-1 | 1-1 | 0-0 | 0 | 0 | 3 | 0 | 4 |
| Watson | 1-5 | 0-4 | 0-0 | 5 | 1 | 2 | 0 | 14 |
| TOTALS | 27-71 | 8-27 | 0-5 | 39 | 8 | 62 | 11 | 200 |

Mississippi State

| Player | FG | 3FG | FT | RB | PF | PT | A | Min |
|---------------|--------------|--------------|------------|-----------|-----------|-----------|-----------|------------|
| Ado f | 1-5 | 0-0 | 2-2 | 3 | 1 | 4 | 0 | 17 |
| Holman f | 5-5 | 2-2 | 1-1 | 6 | 0 | 13 | 0 | 13 |
| N. W'spoon g | 4-8 | 0-2 | 1-1 | 3 | 0 | 9 | 4 | 24 |
| Q. W'spoon g | 8-11 | 4-4 | 2-2 | 2 | 1 | 22 | 2 | 26 |
| Carter g | 1-7 | 0-3 | 0-0 | 3 | 1 | 2 | 2 | 27 |
| Peters | 4-12 | 3-7 | 0-0 | 7 | 1 | 11 | 6 | 22 |
| Stapleton | 3-6 | 0-3 | 0-0 | 1 | 2 | 6 | 0 | 17 |
| Storm | 0-0 | 0-0 | 0-0 | 0 | 0 | 0 | 0 | 4 |
| Clayton | 0-0 | 0-0 | 0-0 | 0 | 0 | 0 | 0 | 4 |
| Davis | 0-3 | 0-2 | 0-0 | 2 | 0 | 0 | 0 | 4 |
| Singleton | 3-5 | 3-4 | 0-0 | 3 | 0 | 9 | 0 | 5 |
| Gray | 0-2 | 0-2 | 0-0 | 0 | 1 | 0 | 0 | 4 |
| Feazell | 5-5 | 1-1 | 0-0 | 4 | 2 | 11 | 0 | 11 |
| Herard | 0-2 | 0-0 | 0-0 | 5 | 1 | 0 | 0 | 11 |
| Datcher | 3-3 | 0-0 | 2-2 | 3 | 0 | 8 | 0 | 11 |
| TOTALS | 37-74 | 13-30 | 8-8 | 44 | 10 | 95 | 14 | 200 |

Halftime: MSU 53, NG 26. FG%: MSU 50.0%, NG 38.0%. 3FG%: MSU 43.3%, NG 29.6%. FT%: MSU 100.0%, NG 0.0%. Turnovers: MSU 10 (Ado 3), NG 16 (Tshimanga 5). Blocked Shots: MSU 9 (Ado 4),

Game 9 — Dec. 12, 2017

| | |
|-------------------|----|
| Cincinnati | 65 |
| Mississippi State | 50 |

BB&T Arena • Highland Heights, KY

Mississippi State

| Player | FG | 3FG | FT | RB | PF | PT | A | Min |
|---------------|--------------|-------------|------------|-----------|-----------|-----------|----------|------------|
| Ado f | 0-1 | 0-0 | 0-0 | 4 | 1 | 0 | 0 | 27 |
| Holman f | 7-12 | 3-3 | 1-2 | 10 | 1 | 18 | 1 | 26 |
| N. W'spoon g | 6-11 | 0-1 | 0-0 | 1 | 2 | 12 | 2 | 26 |
| Q. W'spoon g | 3-12 | 1-3 | 5-6 | 7 | 3 | 12 | 3 | 34 |
| Carter g | 3-7 | 2-5 | 0-0 | 0 | 1 | 8 | 1 | 23 |
| Peters | 0-11 | 0-7 | 0-0 | 1 | 4 | 0 | 2 | 21 |
| Wright | 0-3 | 0-1 | 0-0 | 3 | 2 | 0 | 0 | 16 |
| Stapleton | 0-4 | 0-1 | 0-0 | 1 | 2 | 0 | 0 | 12 |
| Feazell | 0-1 | 0-0 | 0-0 | 0 | 0 | 0 | 0 | 2 |
| Herard | 0-1 | 0-0 | 0-0 | 3 | 0 | 0 | 0 | 9 |
| Datcher | 0-0 | 0-0 | 0-0 | 0 | 0 | 0 | 0 | 4 |
| TOTALS | 19-63 | 6-21 | 6-8 | 38 | 16 | 50 | 9 | 200 |

Cincinnati

| Player | FG | 3FG | FT | RB | PF | PT | A | Min |
|---------------|--------------|-------------|--------------|-----------|-----------|-----------|-----------|------------|
| Clark f | 2-6 | 1-3 | 4-4 | 13 | 3 | 9 | 4 | 34 |
| Washington f | 8-15 | 0-1 | 0-0 | 5 | 1 | 16 | 1 | 31 |
| Evans g | 7-13 | 4-7 | 6-6 | 8 | 2 | 24 | 2 | 35 |
| Jenifer g | 1-3 | 1-1 | 0-0 | 0 | 1 | 3 | 3 | 19 |
| Cumberland g | 1-8 | 1-4 | 4-6 | 5 | 0 | 7 | 3 | 30 |
| Williams | 2-4 | 0-2 | 0-0 | 1 | 1 | 4 | 0 | 13 |
| Moore | 0-1 | 0-1 | 0-0 | 0 | 1 | 0 | 0 | 3 |
| Scott | 0-0 | 0-0 | 0-0 | 0 | 1 | 0 | 1 | 6 |
| Broome | 1-4 | 0-1 | 0-0 | 0 | 1 | 2 | 4 | 20 |
| Diarra | 0-0 | 0-0 | 0-0 | 0 | 0 | 0 | 0 | 1 |
| Brooks | 0-0 | 0-0 | 0-0 | 1 | 0 | 0 | 0 | 8 |
| TOTALS | 22-54 | 7-20 | 14-16 | 37 | 11 | 65 | 18 | 200 |

Halftime: UC 35, MSU 25. FG%: MSU 30.2%, UC 40.7%. 3FG%: MSU 28.6%, UC 35.0%. FT%: MSU 75.0%, UC 87.5%. Turnovers: MSU 16 (Peters 6), UC 14 (Clark 4). Blocked Shots: MSU 4 (Ado 3), UC 11 (Clark 5). Steals: MSU 9 (Ado 4), UC 5 (Clark, Broome 2). Officials: Doug Sirmons, Ted Valentine, Pat Adams. Attendance: 8,128.

Game 10 — Dec. 16, 2017

| | |
|-------------------|--|
| Mississippi State | |
| UT Martin | |

Humphrey Coliseum • Starkville, MS

UT Martin

| Player | FG | 3FG | FT | RB | PF | PT | A | Min |
|----------|--------|------|-----|----|----|----|----|-----|
| Lewis | f 2-10 | 0-2 | 0-0 | 4 | 4 | 4 | 0 | 25 |
| Parker | c 1-1 | 0-0 | 0-0 | 3 | 3 | 2 | 1 | 15 |
| Butler | g 9-21 | 4-12 | 0-0 | 5 | 2 | 22 | 3 | 40 |
| Bogan | g 4-7 | 2-4 | 0-0 | 5 | 4 | 10 | 3 | 30 |
| Hewitt | g 0-1 | 0-1 | 0-0 | 2 | 0 | 0 | 0 | 9 |
| Thompson | 2-6 | 2-4 | 0-0 | 2 | 1 | 6 | 2 | 20 |
| Fofana | 0-2 | 0-0 | 0-0 | 2 | 1 | 0 | 1 | 11 |
| Williams | 2-5 | 0-2 | 0-0 | 0 | 2 | 4 | 1 | 18 |
| Beaufort | 2-6 | 1-3 | 1-2 | 2 | 1 | 6 | 0 | 13 |
| Gill | 2-6 | 0-0 | 3-4 | 3 | 3 | 7 | 2 | 19 |
| TOTALS | 24-65 | 9-28 | 4-6 | 29 | 21 | 61 | 13 | 200 |

Game 11 — Dec. 20, 2017

Mississippi State 64
Little Rock 48

Humphrey Coliseum • Starkville, MS

Little Rock

| Player | FG | 3FG | FT | RB | PF | PT | A | Min |
|---------------|--------------|-------------|-------------|-----------|-----------|-----------|----------|------------|
| O. Black f | 3-5 | 0-0 | 0-0 | 5 | 2 | 6 | 2 | 30 |
| Hadzic c | 4-7 | 1-4 | 0-0 | 2 | 4 | 9 | 0 | 20 |
| Jones g | 1-8 | 0-1 | 0-0 | 4 | 1 | 2 | 2 | 25 |
| Lottie g | 1-4 | 0-1 | 2-2 | 5 | 1 | 4 | 1 | 29 |
| A.Black g | 3-10 | 1-7 | 0-1 | 3 | 4 | 7 | 1 | 30 |
| Pippins | 3-8 | 1-3 | 0-1 | 1 | 4 | 7 | 0 | 21 |
| Corcoran | 1-1 | 1-1 | 0-0 | 0 | 0 | 3 | 0 | 7 |
| Carson | 0-0 | 0-0 | 0-0 | 0 | 0 | 0 | 0 | 1 |
| Gilmore | 0-1 | 0-0 | 0-0 | 0 | 0 | 0 | 0 | 2 |
| Mompremier | 0-3 | 0-1 | 0-0 | 0 | 2 | 0 | 0 | 14 |
| Marcus | 3-3 | 0-0 | 0-2 | 4 | 3 | 6 | 1 | 13 |
| Brady | 1-3 | 0-2 | 2-2 | 2 | 0 | 4 | 0 | 5 |
| Bankston | 0-1 | 0-0 | 0-2 | 3 | 0 | 0 | 0 | 3 |
| TOTALS | 20-54 | 4-20 | 4-10 | 35 | 21 | 48 | 7 | 200 |

Mississippi State

| Player | FG | 3FG | FT | RB | PF | PT | A | Min |
|---------------|--------------|-------------|--------------|-----------|-----------|-----------|-----------|------------|
| Ado f | 2-3 | 0-0 | 2-4 | 13 | 2 | 6 | 1 | 28 |
| Holman f | 3-8 | 0-2 | 4-8 | 5 | 1 | 10 | 1 | 20 |
| N. W'spoon g | 3-9 | 2-5 | 0-0 | 4 | 2 | 8 | 1 | 23 |
| Q. W'spoon g | 7-11 | 1-3 | 6-6 | 8 | 1 | 21 | 3 | 26 |
| Carter g | 3-7 | 1-4 | 0-0 | 0 | 0 | 7 | 1 | 24 |
| Peters | 0-4 | 0-4 | 0-2 | 3 | 2 | 0 | 4 | 24 |
| Wright | 2-5 | 1-3 | 2-5 | 4 | 0 | 7 | 0 | 19 |
| Stapleton | 1-5 | 1-3 | 1-1 | 2 | 2 | 3 | 0 | 21 |
| Storm | 0-1 | 0-1 | 0-0 | 0 | 0 | 0 | 0 | 1 |
| Singleton | 0-0 | 0-0 | 0-1 | 0 | 0 | 0 | 0 | 1 |
| Feazzell | 1-3 | 0-0 | 0-0 | 1 | 1 | 2 | 0 | 10 |
| Herard | 0-0 | 0-0 | 0-0 | 0 | 2 | 0 | 0 | 1 |
| Datcher | 0-0 | 0-0 | 0-0 | 1 | 2 | 0 | 0 | 2 |
| TOTALS | 22-56 | 5-25 | 15-27 | 40 | 15 | 64 | 11 | 200 |

Halftime: MSU 26, UALR 23. FG%: MSU 39.3%, UALR 37.0%. 3FG%: MSU 20.0%, UALR 20.0%. FT%: MSU 55.6%, UALR 40.0%. Turnovers: MSU 12 (Holman, Q. W'spoon 2). UALR 21 (Lottie 6). Blocked Shots: MSU 7 (Ado 3), UALR 0. Steals: MSU 11 (Four players with 2), UALR 5 (Marcus 2). Officials: Karl Hess, Mike Nance, Lamar Simpson. Attendance: 7,156.

Game 12 — Dec. 23, 2017

Mississippi State 70
Southern Miss 64

Mississippi Coliseum • Starkville, MS

Mississippi State

| Player | FG | 3FG | FT | RB | PF | PT | A | Min |
|---------------|--------------|-------------|--------------|-----------|-----------|-----------|-----------|------------|
| Ado f | 3-4 | 0-0 | 2-5 | 5 | 4 | 8 | 3 | 27 |
| Holman c | 3-5 | 1-1 | 3-4 | 6 | 0 | 10 | 0 | 24 |
| N. W'spoon g | 2-4 | 1-2 | 5-7 | 3 | 2 | 10 | 0 | 29 |
| Q. W'spoon g | 2-5 | 0-3 | 3-6 | 4 | 3 | 7 | 4 | 31 |
| Carter g | 2-5 | 1-3 | 2-2 | 3 | 0 | 7 | 2 | 22 |
| Peters | 4-10 | 0-4 | 2-5 | 3 | 0 | 10 | 3 | 19 |
| Wright | 1-2 | 0-0 | 0-0 | 2 | 1 | 2 | 2 | 16 |
| Stapleton | 4-7 | 4-7 | 0-0 | 3 | 2 | 12 | 1 | 23 |
| Datcher | 2-2 | 0-0 | 0-0 | 3 | 2 | 4 | 0 | 9 |
| TOTALS | 23-44 | 7-20 | 17-29 | 35 | 14 | 70 | 15 | 200 |

Southern Miss

| Player | FG | 3FG | FT | RB | PF | PT | A | Min |
|---------------|--------------|-------------|-------------|-----------|-----------|-----------|-----------|------------|
| Davis f | 2-3 | 1-1 | 2-2 | 4 | 2 | 7 | 1 | 20 |
| MaGee g | 2-8 | 2-6 | 2-2 | 4 | 4 | 8 | 4 | 20 |
| Edwards g | 9-17 | 3-6 | 1-2 | 7 | 2 | 22 | 0 | 38 |
| Griffin g | 4-12 | 0-4 | 1-2 | 5 | 5 | 9 | 5 | 39 |
| Holland g | 3-8 | 3-7 | 2-3 | 0 | 4 | 11 | 1 | 38 |
| Richardson | 0-4 | 0-1 | 0-0 | 1 | 1 | 0 | 4 | 23 |
| Rowe | 3-4 | 0-0 | 1-3 | 6 | 3 | 7 | 0 | 18 |
| Hampton | 0-1 | 0-1 | 0-0 | 2 | 20 | 9 | 0 | 4 |
| TOTALS | 23-57 | 9-26 | 9-14 | 30 | 21 | 64 | 15 | 200 |

Halftime: MSU 36, UUSM 27. FG%: MSU 52.3%, USM 40.4%. 3FG%: MSU 35.0%, USM 34.6%. FT%: MSU 58.6%, USM 64.3%. Turnovers: MSU 15 (Ado 5). USM 9 (Three players with 3). Blocked Shots: MSU 4 (Four players with 4), USM 1 (Rowe). Steals: MSU 3 (Three players with 1), USM 6 (Edwards 4). Officials: Tim Gattis, Orlandis Poole, Marques Pettigrew. Attendance: 4,028.

Game 13 — Dec. 30, 2017

Mississippi State
North Florida

Humphrey Coliseum • Starkville, MS

Game 14 — Jan. 2, 2018

Mississippi State
Arkansas

Humphrey Coliseum • Starkville, MS

Game 15 — Jan. 6, 2018

Mississippi State
Ole Miss

The Pavilion • Oxford, MS

Game 16 — Jan. 10, 2018

Mississippi State
Florida

O'Connell Center • Gainesville, FL

2017-18 Mississippi State Stats
Mississippi State Combined Team Statistics (as of Dec 23, 2017)
All games

Overall record: 11-1 Conf: 0-0 Home: 10-0 Away: 0-1 Neutral: 1-0

| # | Player | gp-gs | min | avg | Total | | 3-Point | | F-Throw | | Rebounds | | | | pf | dq | a | to | blk | stl | pts | avg |
|----------------|-------------------|-------|------|------|---------|------|---------|------|---------|-------|----------|-----|-----|------|-----|----|-----|-----|-----|-----|-----|------|
| | | | | | fg-fga | fg% | 3fg-fga | 3fg% | ft-fa | ft% | off | def | tot | avg | | | | | | | | |
| 11 | Q Weatherspoon | 12-12 | 352 | 29.3 | 59-114 | .518 | 11-40 | .275 | 38-52 | .731 | 15 | 57 | 72 | 6.0 | 25 | 0 | 54 | 27 | 5 | 19 | 167 | 13.9 |
| 35 | Aric Holman | 12-11 | 264 | 22.0 | 53-82 | .646 | 17-28 | .607 | 24-39 | .615 | 35 | 56 | 91 | 7.6 | 15 | 0 | 7 | 15 | 16 | 5 | 147 | 12.3 |
| 23 | Tyson Carter | 12-9 | 311 | 25.9 | 48-106 | .453 | 22-67 | .328 | 18-20 | .900 | 3 | 23 | 26 | 2.2 | 8 | 0 | 25 | 19 | 0 | 10 | 136 | 11.3 |
| 00 | Nick Weatherspoon | 12-12 | 342 | 28.5 | 47-98 | .480 | 14-35 | .400 | 20-30 | .667 | 2 | 32 | 34 | 2.8 | 18 | 0 | 27 | 15 | 3 | 15 | 128 | 10.7 |
| 01 | Lamar Peters | 9-3 | 209 | 23.2 | 25-84 | .298 | 9-53 | .170 | 11-18 | .611 | 2 | 20 | 22 | 2.4 | 13 | 0 | 33 | 23 | 5 | 12 | 70 | 7.8 |
| 24 | Abdul Ado | 11-11 | 268 | 24.4 | 28-45 | .622 | 0-0 | .000 | 15-27 | .556 | 27 | 47 | 74 | 6.7 | 24 | 1 | 5 | 33 | 26 | 15 | 71 | 6.5 |
| 03 | Xavian Stapleton | 9-1 | 147 | 16.3 | 20-51 | .392 | 6-23 | .261 | 3-3 | 1.000 | 6 | 11 | 17 | 1.9 | 18 | 0 | 3 | 9 | 2 | 9 | 49 | 5.4 |
| 02 | Eli Wright | 9-0 | 176 | 19.6 | 15-44 | .341 | 3-18 | .167 | 5-10 | .500 | 12 | 18 | 30 | 3.3 | 12 | 0 | 8 | 7 | 3 | 1 | 38 | 4.2 |
| 45 | E.J. Datcher | 10-1 | 103 | 10.3 | 13-19 | .684 | 0-0 | .000 | 16-18 | .889 | 5 | 19 | 24 | 2.4 | 15 | 1 | 3 | 4 | 3 | 0 | 42 | 4.2 |
| 13 | Nick Singleton | 6-0 | 21 | 3.5 | 8-12 | .667 | 4-7 | .571 | 0-1 | .000 | 2 | 3 | 5 | 0.8 | 0 | 0 | 1 | 2 | 0 | 0 | 20 | 3.3 |
| 22 | KeyShawn Feazell | 9-0 | 72 | 8.0 | 10-18 | .556 | 1-3 | .333 | 0-3 | .000 | 4 | 15 | 19 | 2.1 | 6 | 0 | 1 | 6 | 2 | 2 | 21 | 2.3 |
| 15 | T.J. Gray | 3-0 | 9 | 3.0 | 1-3 | .333 | 1-3 | .333 | 0-0 | .000 | 0 | 0 | 0 | 0.0 | 3 | 0 | 0 | 1 | 0 | 0 | 3 | 1.0 |
| 34 | Schnider Herard | 11-0 | 88 | 8.0 | 4-15 | .267 | 0-0 | .000 | 3-7 | .429 | 11 | 12 | 23 | 2.1 | 12 | 0 | 0 | 11 | 8 | 0 | 11 | 1.0 |
| 12 | Drew Davis | 5-0 | 13 | 2.6 | 1-7 | .143 | 0-4 | .000 | 1-2 | .500 | 0 | 2 | 2 | 0.4 | 1 | 0 | 1 | 2 | 0 | 0 | 3 | 0.6 |
| 10 | Tate Clayton | 3-0 | 8 | 2.7 | 0-0 | .000 | 0-0 | .000 | 0-0 | .000 | 0 | 0 | 0 | 0.0 | 0 | 0 | 0 | 0 | 0 | 0 | 0 | 0.0 |
| 05 | Mitchell Storm | 6-0 | 17 | 2.8 | 0-4 | .000 | 0-2 | .000 | 0-0 | .000 | 1 | 4 | 5 | 0.8 | 1 | 0 | 0 | 1 | 0 | 0 | 0 | 0.0 |
| Team | | | | | | | | | | | 10 | 19 | 29 | | | | | 3 | | | | |
| Total..... | | 12 | 2400 | | 332-702 | .473 | 88-283 | .311 | 154-230 | .670 | 135 | 338 | 473 | 39.4 | 171 | 2 | 168 | 178 | 73 | 88 | 906 | 75.5 |
| Opponents..... | | 12 | 2400 | | 270-713 | .379 | 91-296 | .307 | 102-157 | .650 | 137 | 277 | 414 | 34.5 | 205 | - | 128 | 196 | 24 | 68 | 733 | 61.1 |

| TEAM STATISTICS | MS | OPP | Date | Opponent | Score | Att. |
|------------------------|---------|---------|----------|--------------------|---------|------|
| SCORING | 906 | 733 | 11-10-17 | ALABAMA STATE | w 96-68 | 6811 |
| Points per game | 75.5 | 61.1 | 11-18-17 | FLORIDA A&M | w 79-48 | 6132 |
| Scoring margin | +14.4 | - | 11-20-17 | GREEN BAY | w 77-68 | 6359 |
| FIELD GOALS-ATT | 332-702 | 270-713 | 11-22-17 | STEPHEN F. AUSTIN | w 80-75 | 7687 |
| Field goal pct | .473 | .379 | 11-26-17 | JACKSONVILLE STATE | w 59-56 | 6034 |
| 3 POINT FG-ATT | 88-283 | 91-296 | 11-30-17 | NORTH DAKOTA STATE | w 83-59 | 5831 |
| 3-point FG pct | .311 | .307 | 12-03-17 | DAYTON | w 61-59 | 7539 |
| 3-pt FG made per game | 7.3 | 7.6 | 12-09-17 | NORTH GEORGIA | w 95-62 | 6613 |
| FREE THROWS-ATT | 154-230 | 102-157 | 12/12/17 | at Cincinnati | L 50-65 | 8128 |
| Free throw pct | .670 | .650 | 12-16-17 | UT MARTIN | w 92-61 | 6709 |
| F-Throws made per game | 12.8 | 8.5 | 12-20-17 | LITTLE ROCK | w 64-48 | 7156 |
| REBOUNDS | 473 | 414 | 12/23/17 | vs Southern Miss | w 70-64 | 4028 |
| Rebounds per game | 39.4 | 34.5 | | | | |
| Rebounding margin | +4.9 | - | | | | |
| ASSISTS | 168 | 128 | | | | |
| Assists per game | 14.0 | 10.7 | | | | |
| TURNOVERS | 178 | 196 | | | | |
| Turnovers per game | 14.8 | 16.3 | | | | |
| Turnover margin | +1.5 | - | | | | |
| Assist/turnover ratio | 0.9 | 0.7 | | | | |
| STEALS | 88 | 68 | | | | |
| Steals per game | 7.3 | 5.7 | | | | |
| BLOCKS | 73 | 24 | | | | |
| Blocks per game | 6.1 | 2.0 | | | | |
| ATTENDANCE | 66871 | 12156 | | | | |
| Home games-Avg/Game | 10-6687 | 1-8128 | | | | |
| Neutral site-Avg/Game | - | 1-4028 | | | | |

* - Conference game

| Score by Periods | 1st | 2nd | Totals |
|-------------------|-----|-----|--------|
| Mississippi State | 426 | 480 | 906 |
| Opponents | 337 | 396 | 733 |

2017-18 Mississippi State Stats
Mississippi State Game-by-Game Highs (as of Dec 23, 2017)
All games

| Opponent | Date | Score | Points | Rebounds | Assists | Steals | Blocked shots |
|--------------------|----------|-------|---|---------------------------------|---------------------------------------|---|---|
| ALABAMA STATE | 11-10-17 | 96-68 | 18-Aric Holman | 11-Aric Holman | 7-Lamar Peters | 2-Xavian Stapleton Q Weatherspoon | 2-Lamar Peters |
| FLORIDA A&M | 11-18-17 | 79-48 | 12-Abdul Ado Nick Weatherspoon Lamar Peters Q Weatherspoon | 7-Abdul Ado | 5-Nick Weatherspoon Lamar Peters | 4-Lamar Peters | 6-Schnider Herard |
| GREEN BAY | 11-20-17 | 77-68 | 18-Lamar Peters | 11-Abdul Ado | 4-Q Weatherspoon Nick Weatherspoon | 3-Lamar Peters | 3-E.J. Datcher |
| STEPHEN F. AUSTIN | 11-22-17 | 80-75 | 25-Tyson Carter | 7-Aric Holman Q Weatherspoon | 6-Q Weatherspoon | 2-Q Weatherspoon | 5-Abdul Ado |
| JACKSONVILLE STATE | 11-26-17 | 59-56 | 13-Q Weatherspoon | 8-Abdul Ado | 4-Q Weatherspoon | 1-Tyson Carter Abdul Ado | 3-Abdul Ado |
| NORTH DAKOTA STATE | 11-30-17 | 83-59 | 35-Tyson Carter | 9-Aric Holman | 10-Q Weatherspoon | 3-Xavian Stapleton | 1-Xavian Stapleton |
| DAYTON | 12-03-17 | 61-59 | 20-Tyson Carter | 10-Q Weatherspoon | 6-Q Weatherspoon | 3-Nick Weatherspoon Tyson Carter Q Weatherspoon | 2-Q Weatherspoon Aric Holman |
| NORTH GEORGIA | 12-09-17 | 95-62 | 22-Q Weatherspoon | 7-Lamar Peters | 6-Lamar Peters | 2-Nick Weatherspoon Q Weatherspoon | 4-Abdul Ado |
| at Cincinnati | 12/12/17 | 50-65 | 18-Aric Holman | 10-Aric Holman | 3-Q Weatherspoon | 4-Abdul Ado | 3-Abdul Ado |
| UT MARTIN | 12-16-17 | 92-61 | 21-Aric Holman Q Weatherspoon | 12-Aric Holman Abdul Ado | 7-Q Weatherspoon Tyson Carter | 4-Q Weatherspoon | 3-Abdul Ado |
| LITTLE ROCK | 12-20-17 | 64-48 | 21-Q Weatherspoon | 13-Abdul Ado | 4-Lamar Peters | 2-Q Weatherspoon Lamar Peters Abdul Ado Xavian Stapleton | 3-Abdul Ado |
| vs Southern Miss | 12/23/17 | 70-64 | 12-Xavian Stapleton | 6-Aric Holman | 4-Q Weatherspoon | 1-Nick Weatherspoon Abdul Ado Q Weatherspoon | 1-Aric Holman Xavian Stapleton Lamar Peters Eli Wright |

2017-18 Mississippi State Stats
Mississippi State Category Leaders (as of Dec 23, 2017)
All games

| Points | G | Pts | Pts/G |
|-------------------|----------|------------|--------------|
| Q Weatherspoon | 12 | 167 | 13.9 |
| Aric Holman | 12 | 147 | 12.3 |
| Tyson Carter | 12 | 136 | 11.3 |
| Nick Weatherspoon | 12 | 128 | 10.7 |
| Abdul Ado | 11 | 71 | 6.5 |
| Lamar Peters | 9 | 70 | 7.8 |
| Xavian Stapleton | 9 | 49 | 5.4 |
| E.J. Datcher | 10 | 42 | 4.2 |
| Eli Wright | 9 | 38 | 4.2 |
| KeyShawn Feazell | 9 | 21 | 2.3 |
| Nick Singleton | 6 | 20 | 3.3 |
| Schnider Herard | 11 | 11 | 1.0 |

| Scoring Average | G | Pts | Avg/G |
|------------------------|----------|------------|--------------|
| Q Weatherspoon | 12 | 167 | 13.9 |
| Aric Holman | 12 | 147 | 12.3 |
| Tyson Carter | 12 | 136 | 11.3 |
| Nick Weatherspoon | 12 | 128 | 10.7 |
| Lamar Peters | 9 | 70 | 7.8 |
| Abdul Ado | 11 | 71 | 6.5 |
| Xavian Stapleton | 9 | 49 | 5.4 |
| Eli Wright | 9 | 38 | 4.2 |
| E.J. Datcher | 10 | 42 | 4.2 |
| Nick Singleton | 6 | 20 | 3.3 |
| KeyShawn Feazell | 9 | 21 | 2.3 |
| Schnider Herard | 11 | 11 | 1.0 |
| T.J. Gray | 3 | 3 | 1.0 |

| FG Percentage | FG | Att | Pct |
|----------------------|-----------|------------|------------|
| E.J. Datcher | 13 | 19 | .684 |
| Nick Singleton | 8 | 12 | .667 |
| Aric Holman | 53 | 82 | .646 |
| Abdul Ado | 28 | 45 | .622 |
| KeyShawn Feazell | 10 | 18 | .556 |
| Q Weatherspoon | 59 | 114 | .518 |
| Nick Weatherspoon | 47 | 98 | .480 |
| Tyson Carter | 48 | 106 | .453 |
| Xavian Stapleton | 20 | 51 | .392 |
| Eli Wright | 15 | 44 | .341 |
| T.J. Gray | 1 | 3 | .333 |
| Lamar Peters | 25 | 84 | .298 |

| Field Goal Attempts | G | Att | Att/G |
|----------------------------|----------|------------|--------------|
| Q Weatherspoon | 12 | 114 | 9.5 |
| Tyson Carter | 12 | 106 | 8.8 |
| Nick Weatherspoon | 12 | 98 | 8.2 |
| Lamar Peters | 9 | 84 | 9.3 |
| Aric Holman | 12 | 82 | 6.8 |

| Field Goals Made | G | Made | Made/G |
|-------------------------|----------|-------------|---------------|
| Q Weatherspoon | 12 | 59 | 4.9 |
| Aric Holman | 12 | 53 | 4.4 |
| Tyson Carter | 12 | 48 | 4.0 |
| Nick Weatherspoon | 12 | 47 | 3.9 |
| Abdul Ado | 11 | 28 | 2.5 |

| 3-Point Percentage | 3FG | Att | Pct |
|---------------------------|------------|------------|------------|
| Aric Holman | 17 | 28 | .607 |
| Nick Singleton | 4 | 7 | .571 |
| Nick Weatherspoon | 14 | 35 | .400 |
| T.J. Gray | 1 | 3 | .333 |
| KeyShawn Feazell | 1 | 3 | .333 |
| Tyson Carter | 22 | 67 | .328 |
| Q Weatherspoon | 11 | 40 | .275 |
| Xavian Stapleton | 6 | 23 | .261 |
| Lamar Peters | 9 | 53 | .170 |
| Eli Wright | 3 | 18 | .167 |
| Drew Davis | 0 | 4 | .000 |
| Mitchell Storm | 0 | 2 | .000 |

| 3-Point FG Attempts | G | Att | Att/G |
|----------------------------|----------|------------|--------------|
| Tyson Carter | 12 | 67 | 5.6 |
| Lamar Peters | 9 | 53 | 5.9 |
| Q Weatherspoon | 12 | 40 | 3.3 |
| Nick Weatherspoon | 12 | 35 | 2.9 |
| Aric Holman | 12 | 28 | 2.3 |

| 3-Point FG Made | G | Made | Made/G |
|------------------------|----------|-------------|---------------|
| Tyson Carter | 12 | 22 | 1.8 |
| Aric Holman | 12 | 17 | 1.4 |
| Nick Weatherspoon | 12 | 14 | 1.2 |
| Q Weatherspoon | 12 | 11 | 0.9 |
| Lamar Peters | 9 | 9 | 1.0 |

| Free Throw Percent | FG | Att | Pct |
|---------------------------|-----------|------------|------------|
| Xavian Stapleton | 3 | 3 | 1.000 |
| Tyson Carter | 18 | 20 | .900 |
| E.J. Datcher | 16 | 18 | .889 |
| Q Weatherspoon | 38 | 52 | .731 |
| Nick Weatherspoon | 20 | 30 | .667 |
| Aric Holman | 24 | 39 | .615 |
| Lamar Peters | 11 | 18 | .611 |
| Abdul Ado | 15 | 27 | .556 |
| Eli Wright | 5 | 10 | .500 |
| Drew Davis | 1 | 2 | .500 |
| Schnider Herard | 3 | 7 | .429 |
| Nick Singleton | 0 | 1 | .000 |
| KeyShawn Feazell | 0 | 3 | .000 |

| Free Throw Attempts | G | Att | Att/G |
|----------------------------|----------|------------|--------------|
| Q Weatherspoon | 12 | 52 | 4.3 |
| Aric Holman | 12 | 39 | 3.3 |
| Nick Weatherspoon | 12 | 30 | 2.5 |
| Abdul Ado | 11 | 27 | 2.5 |
| Tyson Carter | 12 | 20 | 1.7 |

| Free Throws Made | G | Made | Made/G |
|-------------------------|----------|-------------|---------------|
| Q Weatherspoon | 12 | 38 | 3.2 |
| Aric Holman | 12 | 24 | 2.0 |
| Nick Weatherspoon | 12 | 20 | 1.7 |
| Tyson Carter | 12 | 18 | 1.5 |
| E.J. Datcher | 10 | 16 | 1.6 |

2017-18 Mississippi State Stats
Mississippi State Category Leaders (as of Dec 23, 2017)
All games

| Rebounds | G | Reb | Reb/G |
|-------------------|----------|------------|--------------|
| Aric Holman | 12 | 91 | 7.6 |
| Abdul Ado | 11 | 74 | 6.7 |
| Q Weatherspoon | 12 | 72 | 6.0 |
| Nick Weatherspoon | 12 | 34 | 2.8 |
| Eli Wright | 9 | 30 | 3.3 |

| Rebound Average | G | Reb | Avg/G |
|------------------------|----------|------------|--------------|
| Aric Holman | 12 | 91 | 7.6 |
| Abdul Ado | 11 | 74 | 6.7 |
| Q Weatherspoon | 12 | 72 | 6.0 |
| Eli Wright | 9 | 30 | 3.3 |
| Nick Weatherspoon | 12 | 34 | 2.8 |

| Offensive Rebounds | G | No. | Avg/G |
|---------------------------|----------|------------|--------------|
| Aric Holman | 12 | 35 | 2.9 |
| Abdul Ado | 11 | 27 | 2.5 |
| Q Weatherspoon | 12 | 15 | 1.3 |
| Eli Wright | 9 | 12 | 1.3 |
| Schnider Herard | 11 | 11 | 1.0 |

| Defensive Rebounds | G | No. | Avg/G |
|---------------------------|----------|------------|--------------|
| Q Weatherspoon | 12 | 57 | 4.8 |
| Aric Holman | 12 | 56 | 4.7 |
| Abdul Ado | 11 | 47 | 4.3 |
| Nick Weatherspoon | 12 | 32 | 2.7 |
| Tyson Carter | 12 | 23 | 1.9 |

| Fouls | G | No. | Per/G |
|-------------------|----------|------------|--------------|
| Q Weatherspoon | 12 | 25 | 2.1 |
| Abdul Ado | 11 | 24 | 2.2 |
| Nick Weatherspoon | 12 | 18 | 1.5 |
| Xavian Stapleton | 9 | 18 | 2.0 |
| Aric Holman | 12 | 15 | 1.3 |
| E.J. Datcher | 10 | 15 | 1.5 |

| Foulouts | G | No. |
|-----------------|----------|------------|
| Abdul Ado | 11 | 1 |
| E.J. Datcher | 10 | 1 |

| Assists | G | No. | Ast/G |
|-------------------|----------|------------|--------------|
| Q Weatherspoon | 12 | 54 | 4.5 |
| Lamar Peters | 9 | 33 | 3.7 |
| Nick Weatherspoon | 12 | 27 | 2.3 |
| Tyson Carter | 12 | 25 | 2.1 |
| Eli Wright | 9 | 8 | 0.9 |

| Steals | G | No. | Stl/G |
|-------------------|----------|------------|--------------|
| Q Weatherspoon | 12 | 19 | 1.6 |
| Abdul Ado | 11 | 15 | 1.4 |
| Nick Weatherspoon | 12 | 15 | 1.3 |
| Lamar Peters | 9 | 12 | 1.3 |
| Tyson Carter | 12 | 10 | 0.8 |

| Blocked Shots | G | No. | Blk/G |
|----------------------|----------|------------|--------------|
| Abdul Ado | 11 | 26 | 2.4 |
| Aric Holman | 12 | 16 | 1.3 |
| Schnider Herard | 11 | 8 | 0.7 |
| Lamar Peters | 9 | 5 | 0.6 |
| Q Weatherspoon | 12 | 5 | 0.4 |

| Minutes | G | No. | Min/G |
|-------------------|----------|------------|--------------|
| Q Weatherspoon | 12 | 352 | 29.3 |
| Nick Weatherspoon | 12 | 342 | 28.5 |
| Tyson Carter | 12 | 311 | 25.9 |
| Abdul Ado | 11 | 268 | 24.4 |
| Aric Holman | 12 | 264 | 22.0 |












| Turnovers | G | No. | TO/G |
|-------------------|----------|------------|-------------|
| Abdul Ado | 11 | 33 | 3.0 |
| Q Weatherspoon | 12 | 27 | 2.3 |
| Lamar Peters | 9 | 23 | 2.6 |
| Tyson Carter | 12 | 19 | 1.6 |
| Nick Weatherspoon | 12 | 15 | 1.3 |
| Aric Holman | 12 | 15 | 1.3 |

2017-18 Mississippi State Stats
Mississippi State Team Game-by-Game Comparison (as of Dec 23, 2017)
All games

| Opponent | 1st | 2nd | Score | Mar | Total FG | FG Pct | 3-Pointers | 3FG Pct | Free Throws | FT Pct | Rebounds | Assist | T/Over | Block | Steal | Fouls |
|--------------------|-------|-------|-------|------|-------------|-----------|-------------|-----------|-------------|-----------|-----------|--------|--------|-------|-------|-------|
| ALABAMA STATE | 58/31 | 38/37 | 96-68 | +28 | 31-64/25-67 | .484/.373 | 7-20/7-26 | .350/.269 | 27-35/11-22 | .771/.500 | 47/41 +6 | 16/8 | 14/17 | 4/1 | 7/6 | 19/26 |
| FLORIDA A&M | 28/17 | 51/31 | 79-48 | +31 | 33-62/18-64 | .532/.281 | 7-24/5-19 | .292/.263 | 6-9/7-12 | .667/.583 | 37/42 (5) | 19/6 | 17/24 | 13/2 | 9/4 | 11/11 |
| GREEN BAY | 40/32 | 37/36 | 77-68 | +9 | 29-63/21-54 | .460/.389 | 3-23/9-24 | .130/.375 | 16-21/17-24 | .762/.708 | 39/36 +3 | 13/12 | 14/19 | 6/0 | 6/5 | 19/19 |
| STEPHEN F. AUSTIN | 32/40 | 48/35 | 80-75 | +5 | 24-43/25-67 | .558/.373 | 6-18/9-27 | .333/.333 | 26-35/16-18 | .743/.889 | 35/31 +4 | 14/7 | 19/12 | 10/2 | 4/8 | 15/27 |
| JACKSONVILLE STATE | 25/29 | 34/27 | 59-56 | +3 | 25-56/22-57 | .446/.386 | 4-18/6-19 | .222/.316 | 5-13/6-6 | .385/1000 | 37/36 +1 | 9/10 | 12/10 | 5/2 | 2/3 | 11/13 |
| NORTH DAKOTA STATE | 29/24 | 54/35 | 83-59 | +24 | 31-60/22-57 | .517/.386 | 10-23/10-35 | .435/.286 | 11-17/5-8 | .647/.625 | 41/28 +13 | 15/13 | 12/14 | 1/0 | 8/3 | 13/14 |
| DAYTON | 35/20 | 26/39 | 61-59 | +2 | 24-50/21-46 | .480/.457 | 9-28/8-25 | .321/.320 | 4-7/9-16 | .571/.563 | 27/30 (3) | 12/8 | 24/26 | 5/2 | 13/14 | 18/13 |
| NORTH GEORGIA | 53/26 | 42/36 | 95-62 | +33 | 37-74/27-71 | .500/.380 | 13-30/8-27 | .433/.296 | 8-8/0-5 | 1000/.000 | 44/39 +5 | 14/11 | 10/16 | 9/3 | 8/5 | 10/8 |
| Cincinnati | 25/35 | 25/30 | 50-65 | (15) | 19-63/22-54 | .302/.407 | 6-21/7-20 | .286/.350 | 6-8/14-16 | .750/.875 | 38/37 +1 | 9/18 | 16/14 | 4/11 | 9/5 | 16/11 |
| UT MARTIN | 39/33 | 53/28 | 92-61 | +31 | 34-67/24-65 | .507/.369 | 11-33/9-28 | .333/.321 | 13-21/4-6 | .619/.667 | 53/29 +24 | 21/13 | 12/14 | 5/0 | 8/4 | 10/21 |
| LITTLE ROCK | 26/23 | 38/25 | 64-48 | +16 | 22-56/20-54 | .393/.370 | 5-25/4-20 | .200/.200 | 15-27/4-10 | .556/.400 | 40/35 +5 | 11/7 | 12/21 | 7/0 | 11/5 | 15/21 |
| Southern Miss | 36/27 | 34/37 | 70-64 | +6 | 23-44/23-57 | .523/.404 | 7-20/9-26 | .350/.346 | 17-29/9-14 | .586/.643 | 35/30 +5 | 15/15 | 16/9 | 4/1 | 3/6 | 14/21 |

Note: Game totals are displayed in the format TEAM/OPPONENT for each category

2017-18 MISSISSIPPI STATE PLAYER BREAKDOWN

| | | | | | | | | | | |
|----|---|---|--------------------|--------------------|-------------------|-------------------|--------------------|---------------------|---------------------|--|
| 0 |  | Nick Weatherspoon Fr G 6-2 195 Canton, MS | MIN 28.5 | PTS 10.7 | RBS 2.8 | AST 2.3 | FG% .480 | 3FG% .400 | FT% .667 | Notes: Made collegiate debut and started against Alabama State and totaled 11 points and 3 assists. 12 points, 5 assists vs. Florida A&M. 15 points vs. SFA. 12 points vs. Jacksonville State and North Dakota State. 6 points, 3 steals vs. Dayton. 9 points, 4 assists vs. North Georgia. 12 points at Cincinnati. 11 points, 2 steals vs. UT Martin. 8 points vs. Little Rock. 10 points vs. USM with career-best 5 made free throws. Has scored in double-digits nine games. |
| 1 |  | Lamar Peters So G 6-0 185 New Orleans, LA | MIN 23.2 | PTS 7.8 | RBS 2.4 | AST 3.7 | FG% .298 | 3FG% .170 | FT% .611 | Notes: Had 7 points against Alabama State and tied career high with 7 assists and 2 blocks. 12 points, 5 assists vs. Florida A&M. Season-high 18 points vs. Green Bay. Has 14 assists. Suspended for SFA, JSU and NDSU games. 3 points, 2 assists vs. Dayton. 11 points, 7 rebounds, 6 assists vs. North Georgia. 0-11 shooting at Cincinnati. 9 points vs. UT Martin. 4 assists, 2 steals vs. Little Rock. 10 points vs. USM. |
| 2 |  | Eli Wright So G 6-4 190 Owensboro, KY | MIN 19.6 | PTS 4.2 | RBS 3.3 | AST 0.9 | FG% .341 | 3FG% .167 | FT% .500 | Notes: Had a career-high 12 points against Alabama State on 5-8 shooting. 8 points, 4 rebounds vs. Green Bay. Had 6 rebounds vs. Jacksonville State. Suspended for Florida A&M, Dayton games and North Georgia games. 3 rebounds at Cincinnati. 9 points vs. UT Martin. 7 points vs. Little Rock. 2 points, 2 assists 2 rebounds vs. USM. |
| 3 |  | Xavian Stapleton Jr G 6-6 210 Flora, MS | MIN 16.3 | PTS 5.4 | RBS 1.9 | STL 1.0 | FG% .392 | 3FG% .261 | FT% 1.000 | Notes: Due to a left knee sprain, played just 5 minutes against Alabama State and missed the next three games. 7 points, 2 rebounds vs. Jacksonville State. 4 points, 3 rebounds and 3 steals vs. NDSU. 8 points vs. Dayton. 5 points vs. North Georgia. 1 rebound at Cincinnati. Season-high 9 points vs. UT Martin. 3 points, 2 steals vs. Little Rock. Season-high 12 points and three-made 3s vs. USM. |
| 11 |  | Quinnndary Weatherspoon Jr G 6-4 205 Canton, MS | MIN 29.3 | PTS 13.9 | RBS 6.0 | AST 4.5 | FG% .518 | 3FG% .275 | FT% 73.1 | Notes: Totaled 17 points vs. Alabama State. 20 points vs. SFA and was 11-14 at the foul line. 13 points, including game-winning 3, vs. Jacksonville State. Career-high 10 assists vs. NDSU. 11 points, 10 rebounds and 6 assists against Dayton, in addition to having the game-winning shot. Season-high 22 points vs. North Georgia. 12 points, 7 rebounds, 3 assists at Cincinnati. 21 points, 8 rebounds, 7 assists vs. UT Martin. 21 points vs. Little Rock and scored 1,00th-career point. 15th in SEC in scoring. 7 points vs. USM. |
| 22 |  | KeyShawn Feazell Fr F 6-8 230 New Hebron, MS | MIN 8.0 | PTS 2.3 | RBS 2.1 | STL 0.2 | FG% .556 | 3FG% .333 | FT% .000 | Notes: Due to a foot injury, did not play against Alabama State. Made collegiate debut against Florida A&M and had 2 points and 5 rebounds. Had 2 points, 1 rebound vs. Green Bay. 3 rebounds vs. NDSU. 2 points against Dayton. Season-high 11 points vs. North Georgia. 2 points, 3 rebounds vs. UT Martin. 2 points vs. Little Rock. |
| 23 |  | Tyson Carter So G 6-4 165 Starkville, MS | MIN 25.9 | PTS 11.3 | RBS 2.2 | AST 2.1 | FG% .453 | 3FG% .328 | FT% .900 | Notes: Totaled 11 points vs. Alabama State. 10 points vs. Florida A&M. 6 vs. Green Bay. 25 points vs. SFA, along with 6 rebounds and 3 assists. 3 points, 6 rebounds vs. Jacksonville State. Career-high 35 points vs. NDSU, the most since Darryl Wilson had 35 vs. Alabama on 3-4-95. 20 points and 3 steals vs. Dayton and was named SEC POW. 2 points vs. North Georgia. 8 points at Cincinnati. Career-high 7 assists vs. UT Martin. 7 points vs. Little Rock. 7 points, 3 rebounds vs. USM. |
| 24 |  | Abdul Ado Fr F 6-11 250 Lagos, Nigeria | MIN 24.4 | PTS 6.5 | RBS 6.7 | BLK 2.4 | FG% .622 | 3FG% --- | FT% .556 | Notes: Due to a quad injury, did not play against Alabama State. In collegiate debut, had 12 points, 7 rebounds and 3 blocked shots vs. Florida A&M. 12 points, 11 rebounds vs. Green Bay for first double-double. 9 points, 8 rebounds vs. Jacksonville State. 5 points, 4 rebounds and 2 steals vs. NDSU. 5 points, 3 rebounds vs. Dayton. 4 blocks, 3 rebounds vs. North Georgia. 3 blocks, 4 steals and 4 rebounds at Cincinnati. 12 rebounds, 6 points and 3 blocks vs. UT Martin. Career-high 13 rebounds vs. Little Rock. 8 points, 5 rebounds vs. USM. Third in SEC with 2.4 blocks. |
| 34 |  | Schnider Herard So C 6-10 260 Port-Au-Prince, Haiti | MIN 8.0 | PTS 1.0 | RBS 2.1 | BLK 0.7 | FG% .267 | 3FG% --- | FT% .429 | Notes: Had 5 points in season open against Alabama State. Career-high 6 blocks vs. Florida A&M. 2 points, 1 rebound vs. Jacksonville State. 3 rebounds, 2 points vs. NDSU. 1 rebound vs. Dayton. 2 blocks vs. North Georgia. 3 rebounds at Cincinnati. 2 rebounds vs. UT Martin. Streak of 43-consecutive games played ended vs. USM. |
| 35 |  | Aric Holman Jr F 6-10 225 Owensboro, KY | MIN 22.0 | PTS 12.3 | RBS 7.6 | BLK 1.3 | FG% .646 | 3FG% .607 | FT% .615 | Notes: Had a double-double against Alabama State and tied career highs in points (18) and rebounds (11). 5 points, 6 rebounds and 2 blocks vs. Florida A&M. 13 points, 5 boards vs. Green Bay. 10 points, 7 rebounds, 3 blocks vs. SFA. 11 points, 6 rebounds and 2 blocks vs. Jacksonville State. 12 points, 9 rebounds vs. NDSU. 6 points, 8 rebounds vs. Dayton. 13 points, 6 rebounds vs. North Georgia. 18 points and 10 rebounds at Cincinnati. 5th double-double with career highs in points (21) and rebounds (12) vs. UT Martin. 10 points, 5 rebounds vs. Little Rock. 10 points, 6 boards vs. USM. |
| 45 |  | E.J. Datcher So C 6-10 240 Harpersville, AL | MIN 10.3 | PTS 4.2 | RBS 2.4 | BLK 0.3 | FG% .684 | 3FG% --- | FT% .889 | Notes: Had a career-high 11 points and earned first-career start against Alabama State and was 9-9 at the foul line. Has made 12-straight free throws. Season-high 6 rebounds vs. Green Bay. 6 points, 3 boards vs. SFA. 2 points in 3 minutes vs. Jacksonville State due to foot injury and did not play against Dayton. 8 points vs. North Georgia and is 16-18 from the foul line this year. 4 points, 3 boards vs. USM. |