



2017-18 MEN'S BASKETBALL GAME NOTES

Ole Miss Athletics Communications | 908 All-American Dr. | University, MS 38677 | 662-915-7031

MBB Contact: Adam Kuffner | kuffner@olemiss.edu | 662-816-0497 (c)

Web: OleMissSports.com, OleMissHoops.com | **Twitter:** @OleMissSports, @OleMissMBB

Facebook: Facebook.com/OleMissSports, Facebook.com/OleMissMBB | **Blog:** OleMissSports.com/Blog

2017-18 SCHEDULE

Date	Opponent [TV]	Time/Result
11/5	NORTH ALABAMA (Ex.) [SECN+]	W, 94-53
11/10	LOUISIANA [SECN+]	W, 94-76
11/13	EASTERN KENTUCKY [SECN+]	W, 85-75
11/17	GEORGIA STATE [SECN+]	W, 77-72
11/20	vs. NR/RV Utah^ [AT&T SportsNet]	L, 74-83
11/22	vs. Rice^ [ESPNU]	W, 79-62
11/28	SOUTH DAKOTA STATE [SECN+]	L, 97-99 (OT)
12/2	NR/RV VIRGINIA TECH [SECN+]	L, 80-83 (OT)
12/9	at Middle Tennessee [Stadium]	L, 58-77
12/13	SAM HOUSTON STATE [SECN+]	W, 82-69
12/16	ILLINOIS STATE [SEC Network]	L, 97-101 (OT)
12/19	TEXAS A&M-CORPUS CHRISTI [SECN]	W, 85-63
12/22	BRADLEY [SECN+]	W, 82-59
12/31	SOUTH CAROLINA* [ESPN2]	W, 74-69
1/3	at Georgia* [SEC Network]	L, 60-71
1/6	RV/NR MISSISSIPPI STATE* [SEC Network]	3:30 p.m.
1/9	at Auburn* [ESPNU]	8 p.m.
1/13	FLORIDA* [CBS]	12 p.m.
1/16	at Texas A&M* [SEC Network]	8 p.m.
1/20	at Arkansas* [SEC Network]	2:30 p.m.
1/23	ALABAMA* [SEC Network]	7:30 p.m.
1/27	at Texas% [ESPN2]	1 p.m.
1/30	AUBURN* [SEC Network]	8 p.m.
2/3	at Tennessee* [SEC Network]	5 p.m.
2/6	MISSOURI* [SEC Network]	8 p.m.
2/10	at LSU* [ESPNU]	3 p.m.
2/13	ARKANSAS [SEC Network]	6 p.m.
2/17	at Mississippi State* [SEC Network]	7:30 p.m.
2/20	at RV/RV Missouri* [ESPN2]	8 p.m.
2/24	TENNESSEE* [SEC Network]	12 p.m.
2/28	at Kentucky* [ESPN2]	6 p.m.
3/3	VANDERBILT* [SEC Network]	7:30 p.m.

* SEC Game | Ranking: AP/USA TODAY | All Times CT

^ MGM Resorts Main Event (Las Vegas)

% Big 12/SEC Challenge



RV/NR Mississippi State

BULLDOGS

(13-1, 1-0 SEC)

Head Coach: Ben Howland

Career: 444-240/22nd

At MSU: 43-34/3rd

GAME 15

Date: Saturday, January 6, 2018

Time: 3:30 p.m. CT

Location: Oxford, Miss.

Arena: The Pavilion at Ole Miss (9,500)

Television: SEC Network

Kevin Fitzgerald, play-by-play

Jimmy Dykes, analyst

Radio: Ole Miss IMG Sports Network

David Kellum, play-by-play

Keith Carter, analyst

Live Audio: OleMissSports.com

Live Video: WatchESPN.com

Series: MSU leads 142-114

Last Meeting: February 21, 2017

Ole Miss won 87-82 (OT)

Starkville, Miss.



Ole Miss

REBELS

(8-6, 1-1 SEC)

Head Coach: Andy Kennedy

Career: 263-159/13th

At OM: 242-146/12th

TIPOFF TIDBITS

- The Rebels and the Bulldogs are the SEC's most-played rivalry, having met 256 times.
- Ole Miss has won seven of the last seven matchups against MSU, which is the Rebels' best streak against the Bulldogs since winning eight straight from 1980-83.
- The last time the two teams met in Oxford, Ole Miss won 88-61 (Jan. 31, 2017); the 27-point win was the largest margin of victory over the Bulldogs since 1951.
- With 99 victories in regular season conference games, Ole Miss head coach **Andy Kennedy** is seeking to become 23rd coach in SEC history to record 100 SEC wins.
- The Rebels' three-game winning streak was snapped in a road loss to Georgia on Wednesday (Jan. 3).
- Freshman **Devontae Shuler** recorded four steals versus Georgia to move into the SEC's top five in steals (22).
- Graduate transfer **Markel Crawford** leads the Rebels in SEC play, averaging 13.0 ppg.
- Ole Miss has posted conference records over .500 in each of the last three seasons, the first time they have done that since 1936-1938.
- Ole Miss averaged 10.2 threes made per game over its last five home games; averaging 8.9 threes per game for the year, the Rebels sit fourth in the SEC.
- The Rebels rank 26th nationally in assist/turnover ratio (1.4) and 27th in blocks per game (5.5).
- Ole Miss is one of nine teams nationwide to have at least eight different starting lineups this season.
- Ten different players have started games this year for Ole Miss, one of six schools nationally to have done that.
- Guards are accounting for 71.3 percent of the Rebels' scoring.
- Senior **Deandre Burnett** ranks fourth in the SEC and 35th nationally with a 2.8 assist/turnover ratio; Burnett also ranks fourth in assists per game (4.8) and free throws made (66).
- Ole Miss is in the 12th season of the **Andy Kennedy** era; Kennedy, the Dean of the SEC, is the winningest coach in school history with 242 victories.
- The Rebels are over .500 as a program (1,289-1,288) for the first time since 1959; Ole Miss was 95 games under .500 when Kennedy took over in Oxford.

PROJECTED OLE MISS STARTERS



G | 1 | DEANDRE BURNETT

6-2 | 192 | Sr. | Miami Gardens, Fla.

PTS	REB	AST	STL	FG%	FT%
13.9	1.9	4.8	0.4	40.0	82.5



G | 0 | DEVONTAE SHULER

6-2 | 192 | Fr. | Irmo, S.C.

PTS	REB	AST	STL	FG%	FT%
8.9	2.6	1.2	1.6	40.7	90.0



G | 5 | MARKEL CRAWFORD

6-4 | 210 | Gr. | Memphis, Tenn.

PTS	REB	AST	STL	FG%	FT%
10.9	3.7	2.1	1.2	40.2	72.5



F | 50 | JUSTAS FURMANAVICIUS

6-7 | 210 | Sr. | Kaunas, Lithuania

PTS	REB	BLK	STL	FG%	FT%
4.3	3.5	1.0	0.6	60.6	76.9



C | 13 | DOMINIK OLEJNICZAK

7-0 | 255 | So. | Torun, Poland

PTS	REB	BLK	STL	FG%	FT%
3.9	2.2	0.6	0.6	58.5	58.3

OLE MISS STYLE GUIDE

NAME

Ole Miss (preferred)
University of Mississippi
~~Mississippi~~

NICKNAME

Rebels

0
G**DEVONTAE SHULER**


6-2 | 192 | Fr. | Irmo, S.C. | Major: Journalism

PTS	REB	AST	STL	FG%	FT%
8.9	2.6	1.2	1.6	40.7	90.0

LAST GAME: Scored 11 points and added a team-high four steals**NOTES:** Leads the team in steals (22), ranking fifth in the SEC ... 9 of 10 from the free throw line ... Scored a career-high 19 points vs. South Dakota St. (Nov. 28) ... His 14 points in his debut was the most be a Rebel freshman in a season opener since Nov. 10, 20071
G**DEANDRE BURNETT**

6-2 | 192 | Sr. | Miami Gardens, Fla. | Major: General Studies

PTS	REB	AST	STL	FG%	FT%
13.9	1.9	4.8	0.4	40.0	82.5

LAST GAME: Scored four points and added three assists**NOTES:** Ranks fourth in the SEC in assists per game (4.8) and assist/turnover ratio (2.8) ... 86.6 percent free throw shooter for his career (258 of 298), on pace for second in school history ... 933 career points ... Preseason All-SEC (1st Team - Coaches)2
F**MARCANVIS HYMON**

6-7 | 220 | Sr. | Memphis, Tenn. | Major: General Studies

PTS	REB	AST	BLK	FG%	FT%
5.9	6.2	1.1	1.4	62.1	40.7

LAST GAME: Recorded two points and pulled down five rebounds**NOTES:** Leads the team and ranks 17th in the SEC in rebounds (6.2 rpg) ... Recorded his third career double-double in the season opener, tallying 12 points and pulling down 13 boards ... 90 career blocks (team-high 40 last season), 10th all-time in school history3
G**TERENCE DAVIS**


6-4 | 201 | Jr. | Southaven, Miss. | Major: General Studies

PTS	REB	AST	STL	FG%	FT%
14.4	5.7	2.7	1.1	45.1	73.3

LAST GAME: Scored four points, tied for his lowest scoring output of the season**NOTES:** Leads team in scoring (14.4 ppg) ... Four 20-point games this season ... Has scored double digits in 25 of 29 games dating back to last season ... 2nd team Preseason All-SEC (coaches, media) ... Scored 1.8 ppg as a freshman, 14.9 ppg as a sophomore4
G**BREIN TYREE**


6-2 | 192 | So. | Somerset, N.J. | Enrolled in the College of Liberal Arts

PTS	REB	AST	STL	FG%	FT%
9.1	2.4	2.9	0.8	40.2	63.3

LAST GAME: Scored a team-high 17 points, tying his season high**NOTES:** Has started eight games as the Rebels' point guard ... Ranks second on the team in assists (40) ... Scored 17 points and added a career-high eight rebounds vs. Virginia Tech (12/2) ... Vice-Chair of the SEC Basketball Leadership Council5
G**MARKEL CRAWFORD**


6-4 | 210 | Gr. | Memphis, Tenn. | Major: Criminal Justice

PTS	REB	AST	STL	FG%	FT%
10.9	3.7	2.1	1.2	40.2	72.5

LAST GAME: Tallied nine points and grabbed six rebounds in a team-high 31 minutes**NOTES:** Leads team in scoring during SEC play (13.0 ppg) ... 913 career points (761 at Memphis, 152 at Ole Miss) ... Scored a season-high 19 points vs. South Dakota St. (Nov. 28) ... Transferred from Memphis, where he led the Tigers with 42 3-pointers last year10
G**ANTONIO MORGANO**


5-10 | 165 | R-Fr. | Morgantown, W. Va. | Major: Political Science

PTS	REB	AST	STL	FG%	FT%
0.0	0.0	0.0	0.0	--	--

LAST GAME: Did not play**NOTES:** Made his Rebel debut, playing the final minute in the win over Bradley (Dec. 22) ... Walk-on who redshirted last season ... As a high school senior, named honorable mention all-state, leading team to a 27-0 record and Class AAA State Championship11
F**ERIC HORN**


6-7 | 185 | So. | Los Gatos, Calif. | Major: General Business

PTS	REB	BLK	STL	FG%	FT%
0.0	1.0	0.0	0.0	--	--

LAST GAME: Did not play**NOTES:** Made his Rebel debut, playing the final minute in the win over Bradley (Dec. 22) ... Walk-on who played one season at Cuesta College ... Averaged 2.8 points and 4.1 rebounds over 27 games ... Has traveled to China for service work12
F**BRUCE STEVENS**


6-8 | 252 | Jr. | Louin, Miss. | Major: General Studies

PTS	REB	AST	BLK	FG%	FT%
8.9	4.8	1.0	0.8	52.5	70.2

LAST GAME: Tallied four points and three rebounds in 19 minutes (fouled out)**NOTES:** Has made 22 of his last 28 free throws (78.6 percent) over the last five games ... Has started three games, averaging 16.7 ppg in those contests ... Scored a career-high 27 points, including 13 of 16 from the line, vs. Illinois St.13
C**DOMINIK OLEJNICZAK**


7-0 | 255 | So. | Torun, Poland | Major: General Studies

PTS	REB	AST	BLK	FG%	FT%
3.9	2.2	0.6	0.6	58.5	58.3

LAST GAME: Scored six points and pulled down a career-high seven rebounds**NOTES:** Has started eight games at center ... Has registered seven of his nine blocks over the past four games ... Scored a career-high 15 points vs. Texas A&M-Corpus Christi (Dec. 19) ... Redshirted last season after transferring from Drake20
G**D.C. DAVIS**


5-11 | 175 | Jr. | Purvis, Miss. | Major: General Studies

PTS	REB	AST	STL	FG%	FT%
0.3	0.0	0.1	0.1	0.0	50.0

LAST GAME: Did not play**NOTES:** Earned his first career start in the win over Texas A&M-Corpus Christi (Dec. 19), recording one point, one steal and one assist ... Has played in three games this season ... Teammate with fellow Rebel Bruce Stevens for two seasons at Jones County22
F**KARLIS SILINS**


6-11 | 245 | R-Fr. | Riga, Latvia | Major: Psychology

PTS	REB	BLK	STL	FG%	FT%
--	--	--	--	--	--

LAST GAME: Did not play due to injury**NOTES:** Out indefinitely after re-injuring his left knee and undergoing surgery ... Played in eight games but earned a medical redshirt after suffering an ACL injury in December and missing the remainder of last season24
G**LANE BELOW**


6-1 | 185 | Sr. | Advance, Mo. | Major: General Studies

PTS	REB	AST	STL	FG%	FT%
0.0	0.0	0.0	0.0	--	--

LAST GAME: Did not play**NOTES:** Played the final minute in the win over Bradley (Dec. 22) ... Walk-on who played in four games, averaging 0.5 points in 1.5 minutes per game last year, his first season as a Rebel ... Transferred from Three Rivers C.C.34
G**ILYA TYRTYSHNIK**

6-3 | 185 | Fr. | Kiev, Ukraine | Major: Sport & Recreation Management

PTS	REB	AST	STL	FG%	FT%
0.0	0.7	0.0	0.0	0.0	--

LAST GAME: Did not play**NOTES:** Has appeared in the final minutes of three games ... Rated one of the top guard prospects in the 2017 class by Eurohopes Scouting Service ... Played in the FIBA U20 European Championships this past summer in Crete, Greece50
F**JUSTAS FURMANAVICIUS**

6-7 | 210 | Sr. | Kaunas, Lithuania | Major: General Studies

PTS	REB	BLK	STL	FG%	FT%
4.3	3.5	1.0	0.6	60.6	76.9

LAST GAME: Registered three points, five rebounds and a team-high two blocks**NOTES:** Has started the last four games ... Knocked down a career-high five threes and tied his career high in points (15) vs. Texas A&M-Corpus Christi ... Ranks second on the team with 14 blocks ... Has played in every game since he arrived on campus (50 games)

CAREER RECORD AS A HEAD COACH:

263-159 (.623 winning pct. / 13 Seasons)

RECORD AS OLE MISS' HEAD COACH:

242-146 (.624 winning pct. / 12 Seasons)

COACHING HONORS

2013 SEC Coach of the Year (NBCSports.com)
 2009 Clair Bee National Coach of the Year Finalist
 2007 SEC Coach of the Year (Associated Press)
 2006 BIG EAST Coach of the Year (CBS Sportsline, New York Post)
 2004 One of nation's "Top 10 Assistant Coaches" (Athlon)
 2004 One of nation's "Top 20 Recruiters" (Rivals.com)

**COACHING CAREER**

Season	School	Position	Record/Postseason
1994-95	So. Alabama	Assistant Coach	8-15
1996-97	UAB	Assistant Coach	18-14/NIT
1997-98	UAB	Assistant Coach	21-12/NIT
1998-99	UAB	Assistant Coach	20-12/NCAA
1999-00	UAB	Assistant Coach	14-14
2000-01	UAB	Assistant Coach	17-14
2001-02	Cincinnati	Asst. Coach/Recruiting Coordinator	31-4/NCAA
2002-03	Cincinnati	Asst. Coach/Recruiting Coordinator	17-12/NCAA
2003-04	Cincinnati	Asst. Coach/Recruiting Coordinator	25-7/NCAA
2004-05	Cincinnati	Assoc. Head Coach/Recruiting Coord.	25-8/NCAA
2005-06	Cincinnati	Interim Head Coach	21-13/NIT Quarters
2006-07	Ole Miss	Head Coach	21-13/NIT
2007-08	Ole Miss	Head Coach	24-11/NIT Semi
2008-09	Ole Miss	Head Coach	16-15
2009-10	Ole Miss	Head Coach	24-11/NIT Semi
2010-11	Ole Miss	Head Coach	20-14/NIT
2011-12	Ole Miss	Head Coach	20-14/NIT
2012-13	Ole Miss	Head Coach	27-9/NCAA 3rd Rd
2013-14	Ole Miss	Head Coach	19-14
2014-15	Ole Miss	Head Coach	21-13/NCAA 2nd Rd
2015-16	Ole Miss	Head Coach	20-12
2016-17	Ole Miss	Head Coach	22-14/NIT Quarters
2017-18	Ole Miss	Head Coach	8-6

PLAYING CAREER

1982-84 Two-time All-State selection at Winston Academy (Louisville, Miss.)
 1983 State Champions
 1984-86 Two-time All-State selection at Louisville HS
 1986 Parade All-American, Mississippi Player of the Year
 1986-87 Freshman at North Carolina State, coached by Jim Valvano
 1987 ACC Tournament Champions
 1988-91 Three-year letterman at UAB, coached by Gene Bartow
 1991 Honorable Mention All-America Selection (Basketball Times)
 Two-time All-Sun Belt Conference (1990, 1991)
 School's 2nd all-time leading scorer (1,787 points)
 Still holds more than 15 school records, including season average of 21.8 ppg
 1990 Sun Belt Conference Champions, NCAA Tournament
 1989 NIT Final Four
 1991-94 Played professionally in the NBA (Charlotte) and in Greece, Spain, Holland and Puerto Rico

EDUCATION: Bachelor of Arts in History, UAB 1991**KENNEDY MAKING HIS MARK AT OLE MISS**

- The all-time winningest coach in Ole Miss history
- Two-time SEC Coach of the Year (2007, '13)
- 2013 SEC Tournament Title
- 2013 NCAA Third Round
- 2015 NCAA Second Round
- Two SEC Western Division Titles (2007, '10)
- Two NIT Final Four appearances (2008, '10)
- Eight postseason berths (2007, '08, '10, '11, '12, '13, '15, '17)
- Tied the school record with 27 wins in 2013.
- Nine 20+ win seasons (2007 - 21, '08 - 24, '10 - 24, '11 - 20, 12 - 20, '13-27, '15-21, '16-20, '17-22)
- Ole Miss was the only team in the SEC recognized by the NCAA in 2011-12 season for being in the top-10 percent of teams in the men's basketball Academic Progress Rate.
- More postseason wins (11) than any coach in program history.
- Reached 100 wins faster than any coach in school history (158 games).
- First coach to lead Ole Miss to 11-straight winning seasons.
- Led Rebels to nine 20-plus win seasons in first 11 years and program recorded seven such seasons in first 96 years. Also, first coach to lead Ole Miss to four consecutive 20-win seasons.
- The Rebels have been nationally ranked a total of 18 weeks during Kennedy's tenure, rising as high as 14th.
- Has coached the school's all-time leading rebounder, shot blocker and 3-point FG shooter.
- Boasts the fifth-most wins in SEC history by a coach in his first 12 years in the league with one school at 242 trailing just Billy Donovan, Florida (285), Joe B. Hall, Kentucky (279), Wimp Sanderson, Alabama (265) and Rick Stansbury, Mississippi State (255).
- First coach in SEC history to post 11 straight winning seasons after taking over a program with four consecutive losing seasons
- Ole Miss has led the SEC in scoring at just under 75.0 ppg in the 11 seasons under Kennedy.
- One of nine active head coaches who have coached at least 11 years without a losing season.
- Ole Miss and Kentucky are the only two programs in the SEC to have finished .500 or better in the conference each of the last six seasons.
- Ole Miss has had eight seasons with a .500 or better record in SEC in each Kennedy's 11 years, while the Rebels had 17 such seasons in the 96 years before his arrival.
- Fifth coach in SEC history to guide his teams to 20+ wins in nine of his first 11 seasons. The others: Billy Donovan (Florida), Joe B. Hall (Kentucky), Nolan Richardson (Arkansas) and Tubby Smith (Georgia/Kentucky).
- Fourth coach in SEC history with 45 or more wins in his first two seasons at a league school. The others: Tubby Smith (63 at Kentucky, 45 at Georgia), Eddie Sutton (50 at Kentucky) and Bruce Pearl (46 at Tennessee).
- Ole Miss season and single-game attendance records have been shattered.
- Ole Miss led the SEC in scoring (77.2) for the first time in school history in 2012-13.
- Ole Miss team statistical records in nearly every offensive category and some defensive categories have been established, as well as many individual records.
- Ole Miss is third in the SEC behind Florida and Kentucky for the most All-SEC selections in the last 11 years (16).
- In 2007-08, Ole Miss set school records for longest winning streak and most wins to start a season.
- In 2006-07, Ole Miss won the most games (21) by a first-year Rebel head coach and received SEC Coach of the Year honors.



SUCCESS UNDER A K



Has averaged 21.3 wins per seasons over his 11 seasons after the program had only won 21 or more games three times in the program's history prior to AK's arrival (96 seasons)

RANKS
18TH **IN-** **SEC**
HISTORY
234 TOTAL WINS

**4TH-MOST WINS IN SEC HISTORY BY A COACH
IN HIS FIRST 11 YEARS IN THE LEAGUE AT ONE SCHOOL**

1. Billy Donovan (Florida)	261	<div></div>
2. Joe B. Hall (Kentucky)	250	<div></div>
3. Wimp Sanderson (Alabama)	239	<div></div>
4. Andy Kennedy (Ole Miss)	234	<div></div>

ONLY COACH IN SEC HISTORY

to post 11 consecutive winning seasons after taking over a program coming off four straight losing seasons

ONE OF FIVE COACHES
IN SEC HISTORY

to have recorded 20 wins or more 9 times in 11 seasons. (Billy Donovan, Tubby Smith, Nolan Richardson, Joe B. Hall)

ONE OF EIGHT ACTIVE HEAD COACHES

with 12 or more consecutive winning seasons to start career:

Player	Appearances
Jim Boeheim	41
Roy Williams	29
Tom Izzo	22
Mark Few	18
Jamie Dixon	14
Sean Miller	13
Andy Kennedy	12
Dave Rose	12

ONE OF 20 PROGRAMS IN THE COUNTRY

to finish in the top 100 RPI for 11 consecutive seasons:



IN THE MIDST OF SIX STRAIGHT SEASONS

(2011-17) OF FINISHING .500 OR BETTER IN SEC PLAY

Only Ole Miss and Kentucky have accomplished this feat.

2X COACH OF THE YEAR SEC



2013 SEC TOURNAMENT
CHAMPION

16 ALL-SEC SELECTIONS



2 NIT FINAL FOUR APPEARANCES

2^{SEC} WEST
DIVISION TITLES (2007, 2010)

33 SCHOOL RECORDS

(16 team, 17 individual)



NO DETAIL WAS OVERLOOKED. WITH FANS ON TOP OF THE ACTION AND TECHNOLOGY IN EVERY CORNER, IT'S THE PERFECT NEW ARENA. NO ONE IN COLLEGE BASKETBALL INCREASED THEIR HOME COURT ADVANTAGE MORE THAN THE REBELS. — TOM HART, ESPN



SEASON ATTENDANCE
RECORD OF 7,993 IN 2014-15



TOP-10 HIGHEST SINGLE-GAME ATTENDANCE
MARKS ALL DURING KENNEDY ERA



PROGRAM-RECORD SIX STRAIGHT SEC SELLOUT
GAMES DURING THE 2012-13 SEASON

OLE MISS QUICK FACTS

Name ...	Ole Miss (The University of Mississippi)
Nickname	Rebels
Location	Oxford, Mississippi
Founded	November 6, 1848
Enrollment	23,780
School Colors	Cardinal Red and Navy Blue
Mascot	Rebel
Chancellor	Dr. Jeffrey S. Vitter
Faculty Representative	Dr. Ron Rychlak
Athletics Director	Ross Bjork
Conference	Southeastern (SEC)
2016-17 Record	22-14
SEC Record/Finish	10-8/t-5th SEC
Postseason	NIT Quarterfinals
Lettermen Returning/Lost	7/5
Starters Returning/Lost	4/1
Newcomers	8

MEDIA SERVICES

CREDENTIALS

Please contact the Athletics Communications Office for game credentials. Requests for credentials should be emailed to Adam Kuffner (kuffner@olemiss.edu) and will be limited to working members of the media. Credentials will be held at the will-call table located at the media entrance on the southwest corner of The Pavilion at Ole Miss.

Priority will be given to media representatives that cover Ole Miss Basketball on a regular basis. Credentials are non-transferable. Unauthorized use is strictly prohibited.

INTERVIEW POLICY

All interview requests — coaches and players — **MUST** be coordinated through the Communications Office. During the week, head coach Andy Kennedy and Rebel players will generally be available for interviews at the Tuohy Center before practice on Mondays, unless arranged otherwise. Please email or text your player requests to Adam Kuffner by 5 p.m. of the day prior to interviews. There will be no gameday player interviews until after the game.

PRACTICE POLICY

Ole Miss Basketball practices and walk-throughs are closed to the public and the media.

WEEKLY TELECONFERENCE

The Southeastern Conference conducts a bi-weekly Monday morning teleconference with all 14 men's basketball head coaches beginning in January and running through the end of the season. Coach Kennedy is on the teleconference at 11:10 a.m. CT.

PARKING

Media parking is located in the garage or at the Ole Miss Track Complex. Media members should request parking in advance. Media members that attend practices, press conferences and other on-campus events during the week should make arrangements with campus parking by visiting olemiss.edu/parking/media.html.

POSTGAME INTERVIEWS

Both team locker rooms are **CLOSED** to the media following the game, by facility policy. Visiting coach and player interviews will address the media in the media workroom following a cooling off period approximately 10 minutes after the game. Ole Miss head coach Andy Kennedy and selected Ole Miss players will address the media following the visiting team.

PARTY LIKE IT'S 1959

Playing their 108th season of college basketball, the Rebels are 1,289-1,288 all-time. After a win over Eastern Kentucky (Nov. 13) earlier this season, Ole Miss moved its all-time winning percentage over .500 for the first time since Jan. 12, 1959 when they were 441-440 overall. To put that in perspective, a gallon of gas cost 25 cents, while 1959 was also the year that Alaska and Hawaii became states. As a program, Ole Miss was 95 games under .500 when **Andy Kennedy** took over in Oxford prior to the 2006-07 season.

KENNEDY SEEKS 100TH SEC WIN

A win versus Mississippi State on Saturday would give head coach **Andy Kennedy** his 100th win in SEC regular season games, becoming the 23rd coach in conference history to accomplish the feat. Kennedy, the winningest coach in Ole Miss history, is ranked 24th all-time in winning percentage for SEC regular season games at .527 (99-89). Currently, Kentucky head coach John Calipari is the only active SEC coach with 100 conference victories.

SCOUTING MSU

MSU enters Saturday's rivalry contest with a 13-1 record following a home victory over No. 22 Arkansas in its SEC opener (Jan. 2). With a non-conference strength of schedule ranked No. 294, the Bulldogs won 12 of their first 13 games before the start of SEC play. The lone loss came at the hands of Cincinnati (Dec. 12). Allowing only 63.5 ppg, the Bulldogs lead the SEC and rank 25th nationally in scoring defense. Along with averaging 78.1 ppg, MSU's +14.6 scoring margin also tops the conference. Four Bulldogs are averaging double figures, led by junior guard Quindary Weatherspoon (14.8 ppg). His brother, Nick, ranks third on the team in scoring at 11.5 ppg. Shooting 52.9 percent (18 of 34) from beyond the arc and pulling down 7.1 rebounds per game, both team highs, forward Aric Holman averages 12.4 ppg. Tyson Carter scores 11.0 ppg with the help of a team-best 24 three-pointers. Ben Howland is in his third season as MSU's head coach. His 22nd season as a head coach, Howland's previous stops include Northern Arizona (1995-99), Pittsburgh (2000-03) and UCLA (2004-13).

COMPARING THE TEAMS

Statistic	Ole Miss	MSU
Scoring Offense	80.3	78.1
Scoring Defense	75.6	63.5
Scoring Margin	+4.6	+14.6
Field Goal Pct.	.452	.482
Opp. Field Goal Pct.	.422	.393
3-Point Pct.	.343	.307
Opp. 3-Point Pct.	.373	.321
Free Throw Pct.	.712	.662
Rebounds Per Game	37.5	39.9
Opp. Rebounds Per Game	38.1	33.9
Rebound Margin	-0.6	+6.0
Assists Per Game	16.8	14.4
Turnovers Per Game	11.9	14.2
Opp. Turnovers Per Game	13.5	15.9
Turnover Margin	+1.6	+1.7
Steals Per Game	7.1	7.4
Blocks Per Game	5.5	6.1

OLE MISS REBEL ROSTER

No.	Name	Pos.	Ht.	Wt.	Yr.	Hometown (High School/Other School)
0	Devontae Shuler	G	6-2	192	Fr.	Irmo, S.C. (Oak Hill Academy)
1	Deandre Burnett	G	6-2	192	Sr.	Miami Gardens, Fla. (Miami (Fla.))
2	Marcanvis Hymon	F	6-7	220	Sr.	Memphis, Tenn. (Whitehaven)
3	Terence Davis	G	6-4	201	Jr.	Southaven, Miss. (Southaven)
4	Breein Tyree	G	6-2	192	So.	Somerset, N.J. (St. Joseph HS)
5	Markel Crawford	G	6-4	210	Gr.	Memphis, Tenn. (Memphis)
10	Antonio Morgano	G	5-10	165	R-Fr.	Morgantown, W. Va. (Morgantown)
11	Eric Horn	F	6-7	185	So.	Los Gatos, Calif. (Cuesta College)
12	Bruce Stevens	F	6-8	252	Jr.	Louin, Miss. (Jones County JC)
13	Dominik Olejniczak	C	7-0	255	So.	Torun, Poland (Drake)
20	D.C. Davis	G	5-11	175	Jr.	Purvis, Miss. (Jones County JC)
22	Karlís Silins	F	6-11	245	R-Fr.	Riga, Latvia (WEF Skola)
24	Lane Below	G	6-1	185	Sr.	Advance, Mo. (Three Rivers CC)
34	Ilya Tyrtyschnik	G	6-3	185	Fr.	Kiev, Ukraine (GBA Prague)
50	Justas Furmanavicius	F	6-7	210	Sr.	Kaunas, Lithuania (Three Rivers CC)

Head Coach:

Andy Kennedy (UAB, 1991), 12th Year

Assistant Coaches:

Tony Madlock (Memphis, 1991), Fourth Year
Todd Abernethy (Ole Miss, 2007), Fourth Year
Rahim Lockhart (Ole Miss, 2001), First Year

Coordinator of Basketball Operations: James Hark

Coordinator of Video Services: Nathan Dye

PRONUNCIATIONS

Lane BELOW	buh-LOO
JUSTAS FURMANAVICIUS	YOO-stuss fur-mah-NAH-vih-chuss
MARCANVIS Hymon	Mar-CAN-vis
DOMINIK OLEJNICZAK	DAH-mih-nick oh-la-NEE-chak
DEVONTAE Shuler	duh-VON-tay
KARLIS SILINS	KAR-lis SHILL-insh
Ilya TYRTYSHNIK	ter-TEESH-nick

SERIES HISTORY

The Bulldogs are Ole Miss' most-played opponent, having met 256 times on the hardwood, which is also the SEC's most-played rivalry. Mississippi State holds a 142-114 lead in the series, which began in 1914, but the Rebels have won seven of the last eight matchups, the best streak against the Bulldogs since winning eight straight from 1980-83.. During the stretch, Ole Miss has averaged 81.0 ppg while only giving up 71.4 ppg. The Rebels hold an 83-43 advantage in Oxford, including a 27-point win last season that was the team's largest margin of victory in the rivalry since Feb. 27, 1951 (95-60 win). Head coach **Andy Kennedy** is 12-11 against MSU in his career and has coached the Rebels to wins in seven of the last eight meetings.

LAST SEASON'S SWEEP

Along with winning seven of the last eight matchups in the series, the Rebels swept the Bulldogs during the 2016-17 campaign. First, Ole Miss routed Mississippi State 88-61 in The Pavilion (Jan. 31, 2017). Four Rebels scored in double figures led by **Terence Davis** with 18 points and Sebastian Saiz with 17. It marked the largest margin of victory over MSU for the Rebels since 1951. Saiz posted his 15th double-double of the season with 17 points and 11 rebounds, while **Deandre Burnett** added 16 points, five assists and a career-high four steals. **Justas Furmanavicius** chipped in six points and pulled down 10 boards as the Rebels posted a +13 rebounding margin and outscored the Bulldogs 44-28 in the paint. Completing the sweep less than one month later (Feb. 21, 2017), **Breein Tyree** led the Rebels with a career-high 24 points and Saiz added 23 and 10 rebounds as Ole Miss pulled away from Mississippi State in overtime 87-82. MSU's I.J. Ready scored with one second left in regulation to cap a furious Bulldogs' rally, tie it at 67-67 and send it to OT. However, the Rebels scored the first 10 points in overtime and held on from there. Tyree hit a 3-pointer, converted a 3-point play and then hit two free throws before two free throws by Furmanavicius made it 77-67 with 2:23 remaining. Ole Miss made 10 of 12 from the stripe in the final 1:01 to seal it. Davis added 12 points and 10 rebounds, while Burnett chipped in 10 for the Rebels.

OLE MISS FALLS TO GEORGIA ON FIRST SEC ROAD TRIP

The Rebels held Preseason SEC Player of the Year Yante Maten, who came in averaging 19.9 ppg, to only 15 points and just one point in the second half; however, Ole Miss fell 71-60 in its first SEC road game of the season. Sophomore **Breein Tyree** tied his season high with 17 points to lead the Rebels, while freshman **Devontae Shuler** added 11. Helping Ole Miss out-rebound Georgia 43-42, **Dominik Olejniczak** pulled down a career-high seven rebounds. Entering the game averaging a combined 29.9 ppg, the duo of **Deandre Burnett** and **Terence Davis** were limited to a combined eight points on 4 of 18 shooting (0 of 9 from three). As a team, Ole Miss shot 6 of 26 from long distance.

FREE THROWS LEAD REBELS PAST GAMECOCKS

For the first time in four seasons, Ole Miss did not open SEC play against Kentucky. However, the Rebels still faced a foe that made the Final Four a season ago. Ole Miss converted 20 of its 23 free throws in the second half to hold off South Carolina 74-69 in a hard-fought SEC opener on New Year's Eve at The Pavilion. The Rebels got 35 points between seniors **Deandre Burnett** and **Markel Crawford** to increase their winning streak to three games heading into the 2018 calendar year. Ole Miss held South Carolina under 70 points on 22 of 58 shooting and forced the Gamecocks to turn the basketball over 14 times.

DEFENDING HOME COURT

Winning at home has been a trademark of **Andy Kennedy**'s squads since he took the reins in 2006-07. Ole Miss is 140-37 (.797 win pct.) in home games during Kennedy's tenure. In two seasons playing in the \$96.5 million Pavilion at Ole Miss, the Rebels hold a 27-11 (.711) advantage against the opposition. Ole Miss has won 265 of its last 334 games (.793 win pct.) in Oxford dating back to the 1996-97 campaign.

BLOCK PARTY

Averaging 5.5 blocks per game, Ole Miss ranks 27th in the country. Four Rebels have reached double digits in blocks, led by 19 from senior **Marcanvis Hyman**. With two rejections in the win over South Carolina on Sunday, Hyman reached 90 blocks for his career to move to 10th all-time in program history. Junior guard **Terence Davis** is second on the team in blocks (15), while senior forward **Justas Furmanavicius** has recorded 14 of his own. In his first season as a Rebel, **Bruce Stevens** has 11 blocks. With seven blocks in the last four games, seven-footer **Dominik Olejniczak** is one block away from reaching double figures.

RAINING THREES

During the five-game homestand that just ended last week, Ole Miss averaged 10.2 made three-pointers per game. The storm from beyond the arc has increased the team's average to 9.1 made threes per contest, which ranks fourth in the SEC. Against Texas A&M-Corpus Christi (Dec. 19), Ole Miss hit 14 from long distance, one off the school record set against Syracuse (March 18, 2017) and Oregon (Dec. 8, 2013). The Rebels started out 9 of 15 (60 percent) from three in the first half before finishing the game 14 of 30 (46.7 percent). The shooting barrage marked the fifth time in program history that the Rebels sank 14 threes, the first time since a 76-73 win at Missouri (Feb. 8, 2014). Against Bradley, Ole Miss made 12 of 27 from long range.

FAVORING LARGE MARGINS

Ole Miss is 6-2 in games decided by double digits. When the margin is less than 10, the Rebels are only 2-4. Three of those single-digit setbacks occurred in overtime, and the close encounters have hindered a better record. In half of their wins, the Rebels have never had to face a deficit. Ole Miss led throughout in victories over Eastern Kentucky (Nov.

BY THE NUMBERS

The Rebels' record is ...

- Overall. 8-6
- SEC Games 1-1
- Streak L1
- Overtime 0-3
- Home Overall (SEC) 7-3 (1-0)
- Road Overall (SEC) 0-2 (0-1)
- Neutral Games (SEC) 1-1 (0-0)
- vs. Ranked Opponents. 0-0

- Day Games 2-3
- Night Games (6 p.m. or later) 6-3
- November Games 4-2
- December Games 4-3
- January Games 0-1
- February Games 0-0
- March Games 0-0

- Monday Games 1-1
- Tuesday Games 1-1
- Wednesday Games 2-1
- Thursday Games 0-0
- Friday Games 3-0
- Saturday Games 0-3
- Sunday Games 1-0

- Red Jerseys 1-1
- Navy Jerseys 0-1
- White Jerseys 4-4
- Grey Jerseys 3-0

Rebels' record when ...

- Leading at the half 6-2
- Tied at the half 0-0
- Behind at the half 2-4

- Scores 90 points or more 1-2
- Scores 80-89 points 4-1
- Scores 70-79 points 3-1
- Scores less than 70 points 0-2

- Out-rebounds opponent 5-2
- Out-rebounded by opponent 3-4
- Ties opponents in rebounds 0-0

- Shoots 50 percent or better 3-1
- Shoots between 40-49 percent 5-3
- Shoots under 40 percent 0-2
- Shoots 30 percent or better from 3-pt. 8-1
- Shoots under 30 percent from 3-pt. 0-5
- Shoots 70 percent or better from FT line 5-3
- Shoots 60-69 percent from FT line 2-2
- Shoots under 60 percent from FT line 1-1
- Opp. shoots 50 percent or better 1-1
- Opp. shoots 40-49 percent 3-5
- Opp. shoots under 40 percent 4-0
- Opp. shoots 30 percent or better from 3-pt. 7-6
- Opp. shoots under 30 percent from 3-pt. 1-0
- Commits 15 turnovers or more 2-1
- Commits less than 15 turnovers 6-5
- Forces 15 turnovers or more 2-2
- Forces less than 15 turnovers 6-4
- Has less (or same) turnovers than opp. 5-5

OLE MISS IN SEC/NCAA STATS

	SEC	NCAA	Category (as of 1/4/18)
Ole Miss	3	77	3PT FG Attempts (361)
Ole Miss	2	26	Assist/Turnover Ratio (1.4)
Ole Miss	3	44	Assists Per Game (16.8)
Ole Miss	6	27	Blocks Per Game (5.5)
Ole Miss	4	44	Fewest Turnovers (166)
Ole Miss	5	68	Scoring Offense (80.3)
Ole Miss	4	76	3PT FG Per Game (8.9)
Ole Miss	2	75	Total Assists (235)
Ole Miss	6	30	Total Blocks (77)
Ole Miss	7	96	Turnover Margin (1.6)
Ole Miss	3	52	Turnovers (11.9)
Burnett	4	35	Assist/Turnover Ratio (2.8)
Burnett	4	79	Assists Per Game (4.8)
Burnett	4	74	FT Made (66)
Burnett	4	89	Total Assists (67)

SEC-ONLY STATS

	SEC	Category (as of 1/6/18)
Ole Miss	5	Scoring Offense (80.3)
Ole Miss	14	Scoring Defense (75.6)
Ole Miss	13	Scoring Margin (+4.6)
Ole Miss	8	FT% (.712)
Ole Miss	9	FG% (.452)
Ole Miss	10	FG% Defense (.422)
Ole Miss	9	3PT FG% (.343)
Ole Miss	14	3PT FG% Defense (.373)
Ole Miss	9	Rebounding Offense (37.5)
Ole Miss	14	Rebounding Defense (38.1)
Ole Miss	14	Rebounding Margin (-0.6)
Ole Miss	6	Blocks (5.5)
Ole Miss	3	Assists (16.8)
Ole Miss	5	Steals (7.1)
Ole Miss	7	Turnover Margin (+1.6)
Ole Miss	2	Assist/Turnover Ratio (1.4)
Ole Miss	11	Offensive Rebounds (11.1)
Ole Miss	8	Defensive Rebounds (26.4)
Ole Miss	12	D. Rebounding% (.691)
Ole Miss	12	O. Rebounding% (.297)
Ole Miss	4	3PT FG Made (8.9)
T. Davis	17	Scoring (14.4)
Burnett	19	Scoring (13.9)
Hymon	17	Rebounding (6.2)
Burnett	4	Assists (4.8)
Shuler	5	Steals (1.6)
T. Davis	10	3PT FG Made (2.4)
Burnett	4	Assist/Turnover Ratio (2.8)
Crawford	11	Minutes Played (30.5)

13), Sam Houston State (Dec. 13) and Texas A&M-Corpus Christi (Dec. 19).

BENCH POINTS

The Ole Miss bench has played a prominent role in scoring through the early part of the 2017-18 campaign, averaging 30.2 points per game. In five of the Rebels' 14 games, the bench has scored at least 40 points. The season high for bench points occurred against Utah (Nov. 20) in Las Vegas, as the reserves tallied 46 of the team's 74 points. During a win over Bradley (Dec. 22), the Ole Miss bench accounted for 50 percent of the scoring (41 of 82).

GREEN LIGHT GUARDS

Andy Kennedy has proven to develop guards during his time at Ole Miss. Over Kennedy's 11 seasons in Oxford, 12 guards have earned All-SEC accolades to rank third among conference teams. This season, the depth at guard shows in terms of scoring. Ole Miss guards have accounted for 71.3 percent of the Rebels' points. The top five scorers on the team are guards led by **Terence Davis** (14.4 ppg), **Deandre Burnett** (13.9 ppg) and **Markel Crawford** (10.9 ppg). **Breoin Tyree** contributes 9.1 ppg, while freshman **Devontae Shuler** adds 8.9 ppg.

PROTECTING THE ROCK

Ole Miss has taken care of the basketball this season. The Rebels have coughed up the rock only 166 times, ranking 44th nationally in fewest turnovers surrendered. Also by dishing out 16.8 assists per game (44th nationally), the Rebels' 1.4 assist/turnover ratio sits second in the SEC and 26th in the country. Senior guard **Deandre Burnett** holds the fourth-best individual assist/turnover ratio in the SEC at 2.8, which ranks 35th nationwide.

FINDING THE RIGHT FIVE

With more depth than last year's squad, head coach **Andy Kennedy** has the ability to experiment with starting line-ups early on in the season to try to find the best starting five. Through 14 games, the Rebels have sent out eight different starting lineups. Ole Miss is one of nine teams nationally that has had at least eight different starting lineups this season. Ten Rebels have started at least one game this season, and only six teams nationwide have had at least 10 different players start at any point of the year.

TD SCORING

After a breakout sophomore season last year, averaging 14.9 points per game after only providing 1.8 points per game as a freshman (largest increase in scoring among any returning player in the conference), **Terence Davis** has become a go-to scorer for Ole Miss. The Southaven, Mississippi, native has scored in double figures in 25 of the last 29 games dating back to last season. Leading the Rebels with 14.4 ppg, Davis has already reached the 20-point plateau four times, including a 25-point performance versus Bradley (Dec. 22). Davis recorded 21 in the season opener versus Louisiana (Nov. 10) before putting up 24 in a win over Georgia State one week later (Nov. 17). Against South Dakota State (Nov. 28), Davis scored 20 of his team-high 22 points in the second half. He has also showcased his skills on the defensive end, ranking second in blocks (14) and third in steals (15). As a sophomore last year, Davis ranked fourth in the league in field goal percentage (48.2) and recorded 20+ points in six different games. He became a playmaker on both sides of the floor, leading the Rebels with 50 steals as well.

DON'T FORGET ABOUT DRE

A first team preseason all-conference selection, senior **Deandre Burnett** is embracing his role as a leader. Burnett is averaging 13.9 ppg, ranking second on the team, while leading the Rebels with 67 assists (fourth in the SEC). Not only does he pace Ole Miss in assists, but Burnett takes care of the ball by ranking fourth in the SEC in assist/turnover ratio (2.8). The Miami Gardens, Florida, native led Ole Miss with team highs in points (18) and assists (6) in a victorious SEC opener versus South Carolina (Dec. 31). As an 86.6 percent shooter at the line for his career, he is on pace to finish as the second-best free throw shooter in Ole Miss history. Last season, his first as a Rebel, Burnett averaged a team-high 16.5 ppg and finished fifth in the SEC in both free throw percentage (.881) and three-point percentage (.376). Finishing eighth in the league in scoring, Burnett reached double figures in 26 of 33 games, including 10 20-plus performances and a career-high 41-point output (Nov. 18, 2016 vs. Oral Roberts). He also shared the rock, providing 104 assists throughout the season (3.2 apg).

BURNETT IN THE RANKS

Despite coming off the bench in seven of the team's 14 games, senior guard **Deandre Burnett** ranks fourth in the SEC in assist/turnover ratio (2.8), assists per game (4.8), total assists (67) and free throws made (66). He sits top 100 nationally in all of those categories, including 35th in assist/turnover ratio.

HYMON PICKS UP WHERE SAIZ LEFT OFF

Heading into the season, a big question mark for Ole Miss was who would fill the void left by Sebastian Saiz. With the help of a school-record 409 rebounds, Saiz recorded 23 double-doubles a season ago. Senior **Marcanvis Hymon** has been the focal point of the front court that needs to replace Saiz. In his fourth year at Ole Miss, the Memphis, Tennessee, native is the only active player to spend all four seasons in Oxford. Through 14 games, Hymon leads the Rebels with 6.2 rpg. He has reached double digits in rebounds three times this year, including a 12-point, 13-rebound performance in the season opener versus Louisiana (Nov. 10). The big opening game marked the third double-double in Hymon's

career. Through 88 career games, Hymon is moving up the school's career blocks chart. With a team-high 19 already this year, he ranks 10th with 90 career rejections following a team-high 40 last season.

SHULER'S STATEMENT

A 4-star guard out of perennial powerhouse Oak Hill Academy, there was a lot of hype surrounding **Devontae Shuler** entering the season. The freshman is averaging 8.9 ppg in 20.9 minutes per game and swiping a team-high 22 steals (fifth in the SEC). He has converted at the free throw line, making nine of his 10 attempts for a 90.0 percent clip. Against South Dakota State (Nov. 28), he recorded a career-high 19 points on 8 of 14 shooting to go along with a team-high three steals. In his debut, Shuler recorded 14 points in 16 minutes off the bench. The Irmo, South Carolina, native knocked down four shots from beyond the arc versus Louisiana (Nov. 10), and his offensive output was the most points by a freshman in a season opener since Trevor Gaskins recorded 21 versus Mississippi Valley State, exactly 10 years ago (Nov. 10, 2007).

MARKEL MAKING HIS MARK

As a graduate transfer, **Markel Crawford** is already making his mark in his only season with the Rebels. The Memphis product has started 13 of the Rebels' 14 games and leads the team in minutes per game (30.5), which ranks 11th in the SEC. He also is second on the team in steals (17) and averages 10.9 points per game. Through two conference games, Crawford paces the Rebels with 13.0 ppg. In his first career SEC game, Crawford tallied 17 points to go along with a team-high three steals to help the Rebels secure a victory over South Carolina (Dec. 31). Against South Dakota State (Nov. 28), Crawford scored 19 points, his most as a Rebel, on 7 of 11 shooting.

BIG BRUCE'S BREAKOUT

When he's inserted into the starting lineup, junior college transfer **Bruce Stevens** puts together his best performances as a Rebel. Coming off the bench in 11 games, Stevens has scored a total of 75 points (6.8 ppg). In three starts, he is averaging 16.7 ppg. In his first start, at Middle Tennessee (Dec. 9), he recorded 10 points on 5 of 8 shooting in 25 minutes for his first double-digit scoring game of the season. Stevens followed that game with a 13-point night in a win over Sam Houston State (Dec. 13), going 6 of 7 from the floor. Stevens was unstoppable versus Illinois State (Dec. 16), posting a career-high 27 points that included going 7 of 9 from the floor and 13 of 16 from the free throw line. It was the most points scored this season by a Rebel. Over the last five games, Stevens has made 22 of 28 free throws (78.6 percent) to increase his season percentage to .702.

SWIPE RIGHT

Ole Miss has been active with their hands on the defensive end of the floor, averaging 7.1 steals per game to rank fourth in the SEC. Through 14 games, six Rebels have recorded at least eight steals. **Devontae Shuler** leads the way with 22 steals, ranking fifth in the SEC, while **Markel Crawford** and **Terence Davis** are closely behind with 17 and 15, respectively. **Breein Tyree** has 11 steals, while **Justas Furmanavicius** and **Marcanvis Hymon** have eight of their own. Against the Utes (Nov. 20), the Rebels tallied 14 steals throughout the night, a season high for the Red and Blue.

12TH YEAR OF THE KENNEDY ADMINISTRATION

With the 12th season led by Mississippi native **Andy Kennedy** underway, Ole Miss has a 242-146 record, one SEC Tournament championship, two SEC West championships, nine 20-win campaigns and eight postseason berths, which includes two NCAA Tournament appearances and pair of trips to the NIT Final Four, throughout Kennedy's watch. The all-time winningest coach in school history, Kennedy has averaged more than 21 wins per season in his 11 years in Oxford after the Rebels posted just three 21-win seasons in the 96 years before his arrival.

DEAN OF SEC COACHES

In his 12th season in the league, Ole Miss head coach **Andy Kennedy** is the Dean of SEC basketball coaches. Kennedy has faced 38 different head coaches in the SEC during his time in Oxford. He is also the longest tenured head coach in the league in both basketball and football having entered the league prior to Alabama football coach Nick Saban.

KENNEDY'S FIRST 12 YEARS RANK AMONG ALL-TIME SEC GREATS

Andy Kennedy is also fifth on the list for most wins by a coach in their first 12 years in the league after taking over an SEC program. See the list below:

- 1. Bill Donovan (Florida) – 285
- 2. Joe B. Hall (Kentucky) – 279
- 3. Wimp Sanderson (Alabama) – 265
- 4. Rick Stansbury (Mississippi State) – 255
- 5. **Andy Kennedy (Ole Miss) – 242**
- 6. Kevin Stallings (Vanderbilt) – 236
- 7. Hugh Durham (Georgia) – 219
- 8. Ray Mears (Tennessee) – 218
- 9. Dale Brown (LSU) – 212

CAREER RECORDS WATCH

BLOCKED SHOTS

- 1. 326 Reginald Buckner (132 games, 2010-13)
- 2. 180 Sean Murphy (117 games, 1988-91)
- 3. 139 Aaron Jones (105 games, 2012-15)
- 4. 132 Rahim Lockhart (123 games, 1998-2001)
- 5. 127 Sebastian Saiz (129 games, 2014-17)
- 6. 114 Johnnie Rogers (54 games, 1996-99)
- 7. 113 Terrance Henry (132 games, 2008-12)
- 8. 108 David Dean (50 games, 1992-94)
- 9. 99 Ansu Sesay (110 games, 1995-98)
- 10. **90 Marcanvis Hymon (88 games, 2015-18)**
- 11. 89 Justin Reed (123 games, 2001-04)

FREE THROW PERCENTAGE (Minimum 200 att.)

- 1. .877 David Rhodes, 179-204 (1971-73)
- 2. **.866 Deandre Burnett, 258-298 (2017-18)**
- 3. .860 Chris Warren, 419-487 (2008-11)
- 4. .857 Stefan Moody, 361-421 (2014-16)
- 5. .857 Marshall Henderson, 264-308 (2013-14)
- 6. .829 Jack Waters, 300-362 (1959-61)
- 7. .827 Dave Shepherd, 177-214 (1974-75)
- 8. .820 Don Kessinger, 329-401 (1962-64)
- 9. .820 Jason Harrison, 359-438 (1999-2002)
- 10. .805 Rod Barnes, 231-287 (1985-88)
- 11. .801 David Huertas, 177-221 (2008-09)

- 10. C.M. Newton (Alabama) – 211
- 11. Roy Skinner (Vanderbilt) – 204
- 11. Adolph Rupp (Kentucky) – 204

KENNEDY MOVING UP SEC COACHING WINS LIST

Ole Miss head coach **Andy Kennedy** is climbing the SEC coaching wins chart, ranking 18th with 242 career victories. See complete list below:

- 1. Adolph Rupp (Kentucky) - 875
- 2. Billy Donovan (Florida) - 467
- 3. Dale Brown (LSU) - 448
- 4. C.M. Newtown (UA/VU) - 340
- Harry Rabenhorst (LSU) - 340
- 6. Kevin Stallings (Vanderbilt) - 332
- 7. Tubby Smith (UGA/UK) - 308
- 8. Joe B. Hall (Kentucky) - 297
- Hugh Durhman (Georgia) - 297
- 10. Rick Stansbury (MSU) - 293
- 11. Ray Mears (Tennessee) - 278
- Roy Skinner (Vanderbilt) - 278
- 13. Wimp Sanderson (Alabama) - 265
- John Mauer (UK/UT/UF) - 265
- 15. Hank Crisp (Alabama) - 264
- 16. John Calipari (Kentucky) - 260
- 17. Nolan Richardson (Arkansas) - 249
- 18. Andy Kennedy (Ole Miss) - 242**
- 19. Norm Sloan (Florida) - 232
- 20. Rick Pitino (Kentucky) - 219
- 21. Joel Eaves (Auburn) - 214

SEC STANDINGS					
	SEC	GB	Overall	Pct.	Streak
Arkansas	1-0	--	11-2	.846	W6
Kentucky	2-0	--	11-2	.857	W3
Florida	2-0	--	10-4	.714	W4
Auburn	1-0	0.5	13-1	.929	W11
Mississippi St.	1-0	0.5	13-1	.929	W5
Missouri	1-0	0.5	11-3	.786	W1
Ole Miss	1-1	1.0	8-6	.571	L1
Georgia	1-1	1.0	10-3	.769	W1
Alabama	1-1	1.0	9-5	.643	L1
Vanderbilt	1-1	1.0	6-8	.429	W1
LSU	0-1	1.5	9-4	.692	L1
Texas A&M	0-2	2.0	11-3	.786	L2
Tennessee	0-2	2.0	9-4	.692	L2
South Carolina	0-2	2.0	9-5	.643	L2

ASSOCIATED PRESS POLL			
Jan. 1			
Rank	Team	Record	Points
1	Michigan State (43)	14-1	1,600
2	Duke (21)	13-1	1,556
3	Villanova (1)	13-1	1,444
4	Arizona State	12-1	1,336
5	Xavier	14-1	1,325
6	West Virginia	12-1	1,304
7	Oklahoma	11-1	1,160
8	Virginia	12-1	1,048
9	Wichita State	11-2	1,026
10	Kansas	11-2	963
11	Texas A&M	11-2	894
12	North Carolina	12-2	890
13	Purdue	13-2	883
14	Arizona	11-3	832
15	Miami	12-1	782
16	TCU	12-1	760
17	Kentucky	11-2	742
18	Texas Tech	12-1	483
19	Cincinnati	12-2	410
19	Gonzaga	12-3	410
21	Seton Hall	13-2	353
22	Arkansas	11-2	254
23	Tennessee	9-3	198
24	Florida State	11-2	119
25	Clemson	12-1	104
Receiving Votes: Baylor 83, Creighton 54, Notre Dame 37, Butler 23, UCLA 14, Texas 10, St. Bonaventure 7, SMU 5, Syracuse 4, Auburn 4, Rhode Island 2, Nevada 2, Alabama 1, Mississippi State 1, New Mexico State 1, NC State 1			

USA TODAY COACHES POLL			
Jan. 1			
Rank	Team	Record	Points
1	Michigan State (25)	14-1	745
2	Duke (4)	13-1	720
3	Villanova (1)	13-1	658
4	Xavier	14-1	643
5	West Virginia	13-1	613
6	Arizona State	12-1	559
7	Oklahoma	11-1	527
8	Virginia	12-1	514
9	Wichita State	11-2	466
10	Kansas	11-2	455
11	North Carolina	12-2	430
12	Purdue	13-2	427
13	Texas A&M	11-2	389
14	Kentucky	11-2	347
15	TCU	12-1	346
16	Arizona	11-3	315
17	Miami	12-1	313
18	Texas Tech	12-1	243
19	Gonzaga	12-3	208
20	Cincinnati	12-2	168
21	Seton Hall	13-2	166
22	Tennessee	9-3	93
23	Arkansas	11-2	86
24	Creighton	11-3	68
25	Clemson	12-1	60
Receiving Votes: Florida State 50, Baylor 44, Notre Dame 17, Louisville 13, Saint Mary's 11, Boise State 9, Butler 7, Auburn 7, Virginia Tech 6, Rhode Island 5, SMU 5, Alabama 3, Syracuse 3, Texas 3, Missouri 2, New Mexico State 2, Michigan 1, UCLA 1, Florida 1, Nevada 1			

NEXT ON THE HARDWOOD

Following the rivalry matchup, Ole Miss will go through a tough stretch that includes three of four games on the road. First, the Rebels travel to Auburn (Jan. 9), who has won 11 straight games. Tipoff is slated for 8 p.m. CT on ESPNU. After the quick trip to Auburn, Ole Miss hosts Florida for a Saturday afternoon affair on CBS (Jan. 13). Back-to-back contests at Texas A&M (Jan. 16) and Arkansas (Jan. 20) await the Rebels to continue life on the road.

OLE MISS AMONG SEC'S BEST

Ole Miss and Kentucky are the only two schools in the league to finish .500 or better in the SEC each of the last six seasons. The Rebels have posted conference records over .500 in each of the last three seasons, the first time they have done that since 1936-1938 when George Bohler was the head coach (only other time it happened in program history).

UNDERRATED REBELS

Coming off a season in which they finished 22-14 (10-8 SEC) and made a run to the quarterfinals of the NIT, the Rebels were predicted to finish 10th in the SEC this year by the media. Ole Miss finished tied for fifth in the league standings after being projected ninth in the preseason media poll last year. The Rebels have finished above their pre-season projected finish each of the last six seasons since the league moved away from a divisional format.

OVERTIME HEARTBREAKERS

For the first time in program history, Ole Miss went to overtime three times through the first 10 games of a season. Through 108 years, the Rebels have only had nine seasons with at least three overtime games (first since the 2013-14 campaign). All three overtime games were setbacks in The Pavilion. First, Ole Miss erased a 20-point halftime deficit to force overtime versus South Dakota State (Nov. 28). Four days later (Dec. 2), the Rebels led Virginia Tech for 37 minutes of the game before the Hokies rallied to send the game into overtime. On Saturday, Ole Miss trailed by as many as 18 but brought the game back to a standstill following 40 minutes of play.

FIFTEEN MEANS CAREER BESTS

A pair of Rebels scored 15 points to record career highs in the victory over Texas A&M-Corpus Christi (Dec. 19). Senior forward **Justas Furmanavicius** earned all of his points via the long ball, nailing a career-high five three-pointers. Sophomore center **Dominik Olejniczak** produced his best game the exact opposite way, working down low and shooting 6 of 7 in the post to go along with converting 3 of 4 free throws. Olejniczak also added a career-high three blocks on the

GAME LEADERS

LED TEAM IN PTS:	LED TEAM IN BLOCKS:
T. Davis5	Hymon7
Burnett4	T. Davis5
Tyree.....2	Furmanavicius4
Crawford1	Olejniczak3
Furmanavicius1	Stevens.....3
Hymon1	Crawford2
Olejniczak1	
Stevens.....1	DOUBLE-FIGURE REBS:
	Hymon3
LED TEAM IN REBS:	DOUBLE-DOUBLES:
Hymon6	Hymon1
T. Davis5	
Furmanavicius2	DOUBLE-FIGURE PTS:
Burnett1	T. Davis11
Olejniczak1	Burnett11
Shuler1	Crawford7
Stevens.....1	Shuler6
Tyree.....1	Tyree.....6
	Stevens.....5
LED TEAM IN ASSISTS:	Hymon3
Burnett10	Furmanavicius1
Crawford3	Olejniczak1
T. Davis2	
Tyree.....2	20-POINT GAMES:
	T. Davis4
LED TEAM IN STEALS:	Burnett1
Crawford7	Stevens.....1
T. Davis6	
Shuler6	
Hymon4	
Tyree.....3	
Furmanavicius2	
Olejniczak2	
Stevens.....2	
Burnett1	

HONORS

- Deandre Burnett:**
Preseason All-SEC 1st Team (Coaches)
Preseason All-SEC 2nd Team (Media)
- Terence Davis:**
Preseason All-SEC 2nd Team (Coaches, Media)

GAME-BY-GAME STARTING LINEUPS

Opponent	Result	G	G	G	F	C
Louisiana	W, 94-76	Tyree	Crawford	T. Davis	Hymon	Olejniczak
Eastern Kentucky	W, 85-75	Tyree	Shuler	Crawford	Hymon	Olejniczak
Georgia State	W, 77-72	Tyree	Crawford	T. Davis	Hymon	Olejniczak
Utah	L, 74-83	Tyree	Crawford	T. Davis	Hymon	Olejniczak
Rice	W, 79-62	Burnett	Shuler	T. Davis	Crawford (G)	Hymon (F)
South Dakota State	L, 97-99 (OT)	Burnett	Crawford	T.Davis	Furmanavicius	Hymon (F)
Virginia Tech	L, 80-83 (OT)	Tyree	Burnett	T. Davis	Crawford (F)	Hymon (F)
Middle Tennessee	L, 58-77	Tyree	Crawford	T. Davis	Stevens (F)	Hymon (F)
Sam Houston State	W, 82-69	Tyree	Crawford	T. Davis	Stevens (F)	Hymon (F)
Illinois State	L, 97-101 (OT)	Tyree	Crawford	T. Davis	Stevens (F)	Hymon (F)
Texas A&M-CC	W, 85-63	Burnett	D.C. Davis	Shuler	Furmanavicius	Olejniczak
Bradley	W, 82-59	Burnett	Shuler	Crawford	Furmanavicius	Olejniczak
South Carolina	W, 74-69	Burnett	Shuler	Crawford	Furmanavicius	Olejniczak
Georgia	L, 60-71	Burnett	Shuler	Crawford	Furmanavicius	Olejniczak

defensive end after entering the contest with two blocks on the year.

PERFECT FROM THE FLOOR

Ole Miss playing its first true road game didn't affect **Marcanvis Hymon** at Middle Tennessee (Dec. 9). The senior forward was a perfect 6 of 6 from the floor to score 12 points, tying his season high. Prior to Hymon's performance Saturday, he was also the last Rebel to shoot perfect from the field, with a minimum of five shot attempts. As a sophomore, the Memphis, Tennessee, native went 6 of 6 to contribute to an Ole Miss win over Louisiana Tech (Dec. 20, 2015). However, his most impressive scoring performance occurred earlier that season was when he shot 10 of 11 from the floor versus Towson (Nov. 20, 2015) to tally 20 points, which still stands as his career high to this day.

BACK-TO-BACK OVERTIME GAMES

Finishing November and kicking off December, Ole Miss was on the losing end of consecutive overtime contests. First, the Rebels rallied from 23 points down to extend the game before dropping a 99-97 matchup versus South Dakota State (Nov. 28). Saturday's game versus Virginia Tech was nearly the opposite as Ole Miss led for nearly the entire game (37 minutes) before the Hokies pushed it to overtime. In the 108-year history of Ole Miss Basketball, the Rebels have only played back-to-back overtime games on three occasions. The first time happened during the 1968-69 campaign when Ole Miss downed LSU and Alabama for a pair of overtime victories. The Rebels also took care of Florida and Vanderbilt in back-to-back OT contests towards the end of the 1981-82 season. Ole Miss squeaked out a 58-57 road win in Gainesville before needing four overtime periods to knock off Vanderbilt 51-48 at home.

JUSTAS IN VEGAS

It's safe to say that **Justas Furmanavicius** enjoyed playing in Las Vegas. During the MGM Resorts Main Event, the senior forward provided instant energy off the bench. He scored 16 of his 20 points over the two-game stretch in the Sin City, tallying seven points against Utah (Nov. 20) before adding a season-high nine points in the win over Rice (Nov. 22). In the victory over the Owls, Furmanavicius was a perfect 4 of 4 from the floor in 23 minutes of play. After spending half of last season as a starter, Furmanavicius has come off the bench in all six games this year. The Kaunas, Lithuania, native is averaging 3.5 ppg over 15.3 minutes per game.

REBEL DEBUTS

In the Rebels' 79-62 victory over Rice (Nov. 22), newcomers **D.C. Davis** and **Ilya Tyrtyschnik** made their first appearances in an Ole Miss uniform. The duo bumped the list of newcomers to play this season to six. Four Rebels made their Ole Miss debut in the season opener versus Louisiana: graduate transfer **Markel Crawford**, sophomore transfer **Domink Olejniczak**, freshman **Devontae Shuler** and junior college transfer **Bruce Stevens**. The newcomers provided a combined 34 points in the Rebels' 94-76 victory.

PACKED PAVILION

Rebel Nation came out in full force for the season opener. With 8,302 in attendance to watch the Rebels defeat Louisiana, it was the largest crowd for an Ole Miss home opener since the 1989-90 season. No. 8 Illinois invaded Tad Smith Coliseum and held on to defeat the upset-minded Rebels 83-72 in front of 8,439 (Nov. 28, 1989).

BURNETT AND DAVIS NAMED PRESEASON ALL-SEC

Ole Miss guards **Deandre Burnett** and **Terence Davis** were tabbed Preseason All-SEC by the conference's coaches. In the conference's 14th annual men's basketball coaches Preseasons All-SEC selections, Burnett earned a spot on the first team while Davis collected second team accolades. Ole Miss is one of six SEC teams to have multiple players on the lists. Both Rebels earned Preseason All-SEC distinction for the second time this season. At SEC Media Days in October, the media had Burnett and Davis as second team Preseason All-SEC honorees. Averaging a combined 31.4 points per game last season, Burnett and Davis return as the highest scoring duo in the SEC and the 13th-highest scoring tandem in the country.

EURO REBS

Ole Miss has become an international brand with four Europeans on its roster this season: senior forward **Justas Furmanavicius** (Kaunas, Lithuania), sophomore center **Dominik Olejniczak** (Torun, Poland), redshirt-freshman forward **Karlis Silins** (Riga, Latvia) and freshman guard **Ilya Tyrtyschnik** (Kiev, Ukraine). The Rebels are one of seven schools to have at least four Europeans on the roster, including the only Power 5 school.

TYREE VOTED TO SEC HOOPS LEADERSHIP POSITION

This season, sophomore **Breein Tyree** is serving as the vice-chair of the SEC Men's Basketball Leadership Council. Tyree was selected by a vote of his peers at a meeting of the SEC Basketball Leadership Councils in Birmingham in September. One male representative and one female representative from each of the SEC's 14 institutions comprise the two councils. Tyree will attend a portion of the SEC Spring Meetings in May, and part of the group will attend the SEC Athletics Directors meeting in March. In 2016, the SEC introduced new Student-Athlete Leadership Councils in the sports of football and men's and women's basketball in which, in addition to the conference's longstanding Student-Athlete Advisory Council (SAAC), provide student-athletes with additional opportunities to engage with campus leaders and conference office staff.

ADIOS SAIZ

While the Rebels return four starters from last season's team, they'll have to replace the SEC's leading rebounder in **Sebastian Saiz**, who pulled down a school-record 409 boards last season. The Madrid, Spain, native was a double-double machine, averaging 15.1 ppg and 11.4 rpg for 23 doubles-doubles throughout the year (another program record). Saiz also became the seventh player in SEC history with 1,000 points, 1,000 rebounds and 100 blocked shots.

FRESH FACES

The Rebels added a mixture of talented college transfers and high school signees. **Markel Crawford** arrives at Ole Miss as a graduate transfer from Memphis. He finished second on the Tigers in scoring last season at 12.8 points per game and led the team with 42 3-pointers, while shooting 47.8 percent from the floor. **Bruce Stevens**, the No. 6 rated junior college player in the nation according to JUCOREcruiting.com, averaged 16.2 points and 11.6 rebounds per game last season at Jones County (Miss.) Junior College en route to first team All-America honors from the NJCAA. Also eligible to play this year is 7-footer **Dominik Olejniczak**, who sat out last season after transferring from Drake. **Devontae Shuler**, a composite four-star guard rated the No. 100 player in the nation by 247 Sports and Scout.com and No. 104 by Rivals.com, averaged 15.3 points, 4.3 rebounds, 4.1 assists and 3.7 steals per game at perennial powerhouse Oak Hill Academy.

WINNING WAYS

Ole Miss head coach **Andy Kennedy** is the only coach in SEC to post 11 straight winning seasons after taking over a program with four straight losing seasons. Below is the list of

coaches that took over a program after four consecutive losing seasons:

Goat Hale (Ole Miss) - 1944
B.L. 'Country' Graham (Ole Miss) - 1949
Ken Rosemond (Georgia) - 1965
John Lotz (Florida) - 1973
Hugh Durham (Georgia) - 1978
Jerry Green (Tennessee) - 1997
John Brady (LSU) - 1997
Andy Kennedy (Ole Miss) - 2006
Bruce Pearl (Auburn) - 2014

REBEL ALL-AMERICAN RETURNS HOME

A familiar face will be recognized on the Ole Miss bench this season. In April, **Andy Kennedy** hired Ole Miss All-American **Rahim Lockhart** to join the Rebel Basketball staff as an assistant coach. Lockhart, a standout on the hardwood for the Rebels from 1998-2001, returns to Ole Miss after a successful high school and junior college coaching career. Most recently, Lockhart was the head coach at Jones County (Miss.) Junior College, where he led the Bobcats to a 64-15 record in three seasons and three straight NJCAA Region 23 Tournament appearances. Last season Lockhart guided Jones to a 29-2 overall mark and the NJCAA Tournament round of 16.

REBELS SIGN FOUR STANDOUTS ON SIGNING DAY

Head coach **Andy Kennedy** announced the Rebels' newest signing class that features two high school standouts and a pair of junior college transfers. Serrel Smith, Anthony Higgs, Brian Halums and Zach Naylor all signed their National Letters of Intent and will join the Rebels for the 2018-19 season. A 4-star recruit by ESPN.com, Smith hails from St. Petersburg, Florida and is the No. 11 combo guard in the country. The 6-3 Smith earned Pinellas County Player of the Year honors as a junior after averaging 27.3 points, six rebounds and five assists per contest. Entering his final season before joining the Rebels next year, Smith is on pace to become the school's all-time leading scorer while contending as a frontrunner for player of the year honors in the Sunshine State. Giving Ole Miss a boost in the frontcourt will be Higgs, a 6-8 forward out of Perry Hall High School in Baltimore, Maryland. A 3-star prospect, Higgs is a versatile lefty that can play either the three or four spot. As a junior, he averaged 15.7 points, 8.8 rebounds and 1.9 blocks per game en route to helping his team capture the 4A State Championship, the first state title in school history. Higgs also collected first team all-metro honors by the Baltimore Sun. A 6-5 guard out of Hollandale, Mississippi, Halums averaged 17.3 points and a team-high 7.5 rebounds per game as a freshman for Itawamba Community College. In 22 games, he shot 55.1 percent from the floor and made 44.8 percent from three-point range (53rd nationally). Halums earned a spot on the NJCAA All-Region 23 team as well as first team MACJC All-State accolades. His coaches are former Ole Miss assistants Grant Pate (2003-04, 2006) and Eric Bozeman (1999-2005). As a freshman at Weatherford College under head coach Mark Osina, Naylor led the North Texas Junior College Athletic Conference in scoring by averaging 20.0 points per game (25th nationally). He eclipsed the 30-point plateau on three occasions, including a 34-point outburst versus Western Texas. The Houston, Texas, native nearly averaged a double-double throughout his debut season, hauling down 9.1 rebounds per contest. His 197 rebounds through 26 games ranked 20th in the country. The 6-8 forward also displayed his versatility by shooting at a 41.5 percent clip from beyond the arc.

REMEMBERING PETE LEWIS

Earlier this week, the Ole Miss men's basketball team, along with the entire Ole Miss Athletics Department, lost an impactful family member with the passing of longtime learning specialist Pete Lewis. After a battle with throat cancer and complications with pneumonia, Lewis passed away at the age of 73. Having such a tremendous impact on Ole Miss student-athletes, Lewis' legacy and memory will live on with the help of head men's basketball coach **Andy Kennedy** and the rest of Rebel Nation. Kennedy's contribution of \$25,000 will permanently endow the scholarship in Pete's name, the Pete Lewis Memorial Scholarship Endowment.

THE PAVILION RECORD BOOK					
INDIVIDUAL (OLE MISS)			INDIVIDUAL (OPPONENT)		
Points:	43	Stefan Moody vs. Mississippi St. (3-3-16)	Points:	34	Malik Monk, No. 8 Kentucky (12-29-16)
FG att:	25	Stefan Moody vs. Vanderbilt (2-6-16)	FG att:	22	D'Marcus Simonds, Georgia State (11-17-17)
FG made:	13	Terence Davis vs. LSU (2-14-17)	FG made:	12	Malik Monk, No. 8 Kentucky (12-29-16)
3-pt att:	15	Stefan Moody vs. Vanderbilt (2-6-16)	3-pt att:	15	Mike Daum, South Dakota State (11-28-17)
3-pt made:	6	3x, MR: Terence Davis vs. Bradley (12-22-17)	3-pt made:	7	2x, MR: Malik Monk, No. 8 Kentucky (12-29-16)
FT att:	18	2x, MR: Stefan Moody vs. Mississippi St. (3-3-16)	FT att:	16	Sindarius Thornwell, South Carolina (3-4-17)
FT made:	15	2x, MR: Stefan Moody vs. Mississippi St. (3-3-16)	FT made:	11	2x, MR: Chris Silva, South Carolina (12-31-17)
Rebounds:	19	Sebastian Saiz vs. UMass (11-14-16)	Rebounds:	13	2x, MR: Chris Silva, South Carolina (12-31-17)
Assists:	9	Cullen Neal vs. South Alabama (12-22-16)	Assists:	11	Isaiah Briscoe, No. 8 Kentucky (12-29-16)
Blocks:	6	Sebastian Saiz vs. Bradley (12-19-16)	Blocks:	4	2x, MR Austin Wiley, Auburn (2-11-17)
Steals:	7	Rasheed Brooks vs. LSU (2-14-17)	Steals:	5	J.J. Frazier, Georgia (1-9-16)
TEAM (OLE MISS)			TEAM (OPPONENT)		
Points:	97	2x, MR: vs. Illinois State (12-16-17)	Points:	101	Illinois State (12-16-17)
Few points:	47	vs. Georgia (1-11-17)	Few points:	49	Bradley (12-19-16)
FG att:	73	2x, MR: vs. Illinois State (12-16-17)	FG att:	74	2x, MR: South Dakota State (11-28-17)
FG made:	36	vs. South Dakota State (11-28-17)	FG made:	37	No. 8 Kentucky (12-29-16)
FG pct:	54.1	vs. LSU (2-14-17)	FG pct:	51.0	Eastern Kentucky (11-13-17)
3-pt att:	33	2x, MR: Montana (11-24-16)	3-pt att:	41	South Dakota State (11-28-17)
3-pt made:	14	vs. Texas A&M-Corpus Christi (12-19-17)	3-pt made:	18	South Dakota State (11-28-17)
3-pt pct:	52.4	vs. Missouri (2-25-17)	3-pt pct:	56.3	Middle Tennessee (11-30-16)
FT att:	46	vs. UMass (11-14-16)	FT att:	36	UMass (11-14-16)
FT made:	33	vs. UMass (11-14-16)	FT made:	26	Illinois State (12-16-17)
FT pct:	95.7	vs. No. 5 Baylor (1-28-17)	FT pct:	88.0	Georgia (1-11-17)
Rebounds:	50	2x, MR: Tennessee (1-17-17)	Rebounds:	49	2x, MR: Illinois State
Assists:	23	vs. South Alabama (12-22-16)	Assists:	24	No. 8 Kentucky (12-29-16)
Blocks:	13	vs. Bradley (12-19-16)	Blocks:	8	Auburn (2-11-17)
Steals:	14	vs. LSU (2-14-17)	Steals:	12	Mississippi State (3-3-16)

THE PAVILION AT OLE MISS FAQs	
What is the official name of The Pavilion? The official name is The Pavilion at Ole Miss.	Where is the media seating? Media seating is located in the at the top of section 101 in the southwest corner of The Pavilion.
Does The Pavilion have a nickname like the Tad Pad? No, the name of the facility is The Pavilion at Ole Miss, or simply The Pavilion.	How do I obtain media credentials for games at the Pavilion? Media credentials may be requested through the Athletics Communications Office for game credentials. Requests for credentials should be emailed to Adam Kuffner (kuffner@olemiss.edu) and will be limited to working members of the media.
When did The Pavilion at Ole Miss open? January 7, 2016	Where are the scouting seats located? Scouting seats are available in the media seating area at the top of section 101. Additional seating may be purchased by contacting Adam Kuffner in the Athletics Communications office.
What was the total cost? \$96.5 million	What is the postgame interview policy? Both team locker rooms are CLOSED to the media following the game. Ole Miss head coach Andy Kennedy will address the media approximately 10 minutes after the game. Selected players will be brought into the media room following the head coaches. Visiting coach and player interviews will be coordinated through the visiting team's media relations contact.
Where is media parking? Media parking for games in The Pavilion will be located in the garage or at the Ole Miss Track Complex. Media members should request parking in advance.	
Where is the media entrance? The media will-call table is located in the southwest corner of The Pavilion. From outside, it is the lower entrance off Hill Drive that is closest to the parking garage. For those parking inside the garage, media will-call is located on Level 1 of the parking garage (P1 on elevators). The media entrance will open two hours prior to tip off.	
Where is the media workroom? In The Pavilion, the workroom is located in the southwest corner of the floor level through the visiting team tunnel.	

THE PAVILION QUICK FACTS	
Arena Name	The Pavilion at Ole Miss
Ground Breaking	July 31, 2014
Opening Date	Jan. 7, 2016
Capacity	9,500
Record Crowd	9,500
All-Time Record	26-11
Current Winning Streak	W3
Longest Winning Streak	W8

THE PAVILION FIRSTS	
First Game	vs. Alabama (1/7/15)
First Win	vs. Alabama (1/7/15)
First Overtime Game	vs. USC (1/19/16)
First Point	Tomasz Gielo (3FG, 19:11/1H)
First FG	Tomasz Gielo (3FG, 19:11/1H)
First 3-Pointer	Tomasz Gielo (19:11/1H)
First Dunk	Jimmie Taylor, Alabama (11:0/1H)
First Dunk (OM)	Sebastian Saiz (17:09/2H)

GAME-BY-GAME STATS

OPPONENT	1H-2H-F	FG-FGA	PCT	3P-3PA	PCT	FT-FTA	PCT	OF-DF-TotRb	A	TO	BLK	STL
Louisiana	42-34-76	26-71	36.6	8-23	34.8	16-23	69.6	17-23-40	14	13	2	6
OLE MISS	40-54-94	33-65	50.8	7-21	33.3	21-31	67.7	16-32-48	17	14	7	6
Eastern Kentucky	34-41-75	26-51	51.0	6-12	50.0	17-22	77.3	5-25-30	10	12	3	4
OLE MISS	40-45-85	30-63	47.6	10-22	45.4	15-22	68.2	13-20-33	19	8	4	8
Georgia State	44-28-72	24-53	45.3	8-21	38.1	16-22	72.7	11-24-35	9	16	1	5
OLE MISS	36-41-77	23-52	44.3	9-27	33.3	22-30	73.3	10-23-33	13	13	6	5
Utah	40-43-83	26-55	47.3	11-29	37.9	20-24	83.3	12-24-36	17	16	1	9
OLE MISS	37-37-74	25-58	43.1	8-24	33.3	16-21	76.2	13-18-31	9	15	4	14
Rice	35-27-62	21-63	33.3	7-31	22.6	13-20	65.0	15-23-38	14	13	2	4
OLE MISS	40-39-79	29-60	48.3	12-32	37.5	9-14	64.3	9-30-39	19	13	4	9
South Dakota State	55-27-17-99	35-74	47.3	18-41	43.9	11-14	78.6	11-33-44	22	14	1	5
OLE MISS	35-47-15-97	36-72	50.0	7-27	25.9	18-27	66.7	10-31-41	19	10	2	7
Virginia Tech	29-43-11-83	25-57	43.9	7-22	31.8	26-37	70.3	6-35-41	18	14	1	6
OLE MISS	39-33-8-80	29-73	39.7	9-31	29.0	13-24	54.2	13-29-42	17	12	7	3
OLE MISS	34-24-58	20-50	40.0	5-18	27.8	13-15	86.7	5-23-28	15	11	4	3
Middle Tennessee	33-44-77	31-62	50.0	7-22	31.8	8-9	88.9	9-26-35	22	6	4	6
Sam Houston State	33-36-69	26-64	40.6	9-23	39.1	8-11	72.7	9-21-30	19	8	2	5
OLE MISS	39-43-82	31-60	51.7	10-29	34.5	10-17	58.8	12-31-43	21	11	4	4
Illinois State	43-44-14-101	31-73	42.5	13-31	41.9	26-31	83.9	17-32-49	20	15	6	5
OLE MISS	33-54-10-97	31-73	42.5	7-26	26.9	28-37	75.7	15-26-41	22	9	8	7
Texas A&M-Corpus Christi	31-32-63	26-61	42.6	7-14	50.0	4-6	66.7	10-18-28	19	14	1	6
OLE MISS	50-35-85	28-52	53.8	14-30	46.7	15-21	71.4	9-25-34	25	15	10	8
Bradley	20-39-59	20-62	32.3	8-24	33.3	11-21	52.4	17-27-44	13	22	2	10
OLE MISS	40-42-82	29-63	46.0	12-27	44.4	12-14	85.7	9-31-40	18	17	7	10
South Carolina	30-39-69	22-58	37.9	8-20	40.0	17-26	65.4	14-29-43	16	14	4	2
OLE MISS	31-43-74	20-49	40.8	8-21	38.1	26-33	78.8	4-26-30	15	8	7	9
OLE MISS	31-29-60	25-70	35.7	6-26	23.1	4-6	66.7	18-24-42	6	10	3	6
Georgia	39-32-71	24-57	42.1	7-19	36.8	16-22	72.7	12-29-41	16	12	6	4

REBEL CAREER HIGHS

#0

DEVONTAE SHULER**POINTS**

19 vs. South Dakota St. (11/28/17)

REBOUNDS

6, 2x, MR: vs. Bradley (12/22/17)

FIELD GOALS

8 vs. South Dakota St. (11/28/17)

FREE THROWS

4 vs. Sam Houston St. (12/13/17)

THREE-POINTERS

4 vs. Louisiana (11/10/17)

ASSISTS

3 vs. Louisiana (11/10/17)

STEALS

4, 2x, MR: at Georgia (1/3/18)

BLOCKS

1 vs. Texas A&M-Corpus Christi (12/19/17)

#1

DEANDRE BURNETT**POINTS**

41 vs. Oral Roberts (11/18/16)

REBOUNDS

5, 2x, MR: vs. Rice (11/22/17)

FIELD GOALS

12 vs. Oral Roberts (11/18/16)

FREE THROWS

14 vs. Murray State (12/15/16)

THREE-POINTERS

9 vs. Oral Roberts (11/18/16)

ASSISTS

9 at Syracuse (3/18/17)

STEALS

4 vs. Mississippi State (1/31/17)

BLOCKS

2, 2x MR: at Arkansas (2/18/17)

#2

MARCANVIS HYMON**POINTS**

20 vs. Towson (11/20/15)

REBOUNDS

14 at S.E. Missouri (12/12/15)

FIELD GOALS

10 vs. Towson (11/20/15)

FREE THROWS

4, 3x MR: vs. S. Alabama (12/22/16)

THREE-POINTERS

None

ASSISTS

5 vs. South Dakota St. (11/28/17)

STEALS

4 vs. Oral Roberts (11/18/16)

BLOCKS

4, 2x MR: vs. Memphis (12/3/16)

#3

TERENCE DAVIS**POINTS**

33 vs. LSU (2/14/17)

REBOUNDS

12 at Virginia Tech (12/11/16)

FIELD GOALS

13 vs. LSU (2/14/17)

FREE THROWS

8 at Vanderbilt (2/4/17)

THREE-POINTERS

6, 2x, MR: vs. Bradley (12/22/17)

ASSISTS

5 vs. Va. Tech (12/2/17)

STEALS

3, 3x MR: vs. LSU (2/14/17)

BLOCKS

3, 4x, MR: vs. Texas A&M-Corpus Christi (12/19/17)

#4

BREEIN TYREE**POINTS**

24 at Mississippi State (2./21/17)

REBOUNDS

8 vs. Va. Tech (12/2/17)

FIELD GOALS

9 at Mississippi State (2./21/17)

FREE THROWS

7 vs. Tennessee (1/17/17)

THREE-POINTERS

3, 2x MR: vs. GSU (11/17/17)

ASSISTS

6, 2x, MR: vs. Ill. St. (12/16/17)

STEALS

3 vs. Louisiana (11/10/17)

BLOCKS

1, 4x, MR: vs. Ill. St. (12/16/17)

#5

MARKEL CRAWFORD**POINTS**

19 vs. South Dakota St. (11/28/17)

REBOUNDS

9 vs. Louisiana (11/10/17)

FIELD GOALS

7 vs. South Dakota St. (11/28/17)

FREE THROWS

9 vs. Georgia St. (11/17/17)

THREE-POINTERS

4 vs. Sam Houston St. (12/13/17)

ASSISTS

5 vs. ECU (11/13/17)

STEALS

5 vs. Utah (11/20/17)

BLOCKS

2 vs. Illinois State (12/16/17)

#10

ANTONIO MORGANO**POINTS**

REBOUNDS

FIELD GOALS

FREE THROWS

THREE-POINTERS

ASSISTS

STEALS

BLOCKS

#11

ERIC HORN**POINTS**

REBOUNDS

1 vs. Bradley (12/22/17)

FIELD GOALS

FREE THROWS

THREE-POINTERS

ASSISTS

STEALS

BLOCKS

#12

BRUCE STEVENS**POINTS**

27 vs. Illinois State (12/16/17)

REBOUNDS

9 vs. Louisiana (11/10/17)

FIELD GOALS

7 vs. Illinois State (12/16/17)

FREE THROWS

13 vs. Illinois State (12/16/17)

THREE-POINTERS

1 vs. Utah (11/20/17)

ASSISTS

3, 2x, MR: vs. Texas A&M-Corpus Christi (12/19/17)

STEALS

1, 6x, MR: vs. S. Carolina (12/31/17)

BLOCKS

2, 3x, MR: vs. S. Carolina (12/31/17)

#13

DOMINIK OLEJNICZAK**POINTS**

15 vs. Texas A&M-Corpus Christi (12/19/17)

REBOUNDS

7 at Georgia (1/3/18)

FIELD GOALS

6 vs. Texas A&M-Corpus Christi (12/19/17)

FREE THROWS

3 vs. Texas A&M-Corpus Christi (12/19/17)

THREE-POINTERS

ASSISTS

2, 2x, MR: vs. ECU (11/13/17)

STEALS

2, 2x, MR: vs. Bradley (12/22/17)

BLOCKS

3 vs. Texas A&M-Corpus Christi (12/19/17)

#20

D.C. DAVIS**POINTS**

1 vs. Texas A&M-Corpus Christi (12/19/17)

REBOUNDS

FIELD GOALS

FREE THROWS

1 vs. Texas A&M-Corpus Christi (12/19/17)

THREE-POINTERS

ASSISTS

1 vs. Texas A&M-Corpus Christi (12/19/17)

STEALS

1 vs. Texas A&M-Corpus Christi (12/19/17)

BLOCKS

#22

KARLIS SILINS**POINTS**

2, 2x MR: vs. Montana (11/24/16)

REBOUNDS

2 vs. No. 12 Creighton (11/21/16)

FIELD GOALS

None

FREE THROWS

2 vs. UT Martin (11/11/16)

THREE-POINTERS

None

ASSISTS

None

STEALS

1 vs. No. 12 Creighton (11/21/16)

BLOCKS

1 vs. Montana (11/24/16)

#24

LANE BELOW**POINTS**

2 vs. South Alabama (12/22/16)

REBOUNDS

FIELD GOALS

1 vs. South Alabama (12/22/16)

FREE THROWS

THREE-POINTERS

ASSISTS

STEALS

BLOCKS

#34

ILYA TYRTYSHNIK**POINTS**

REBOUNDS

1, 2x, MR: vs. Bradley (12/22/17)

FIELD GOALS

FREE THROWS

THREE-POINTERS

ASSISTS

STEALS

BLOCKS

#50

JUSTAS FURMANAVICIUS**POINTS**

15, 2x, MR: vs. Texas A&M-Corpus Christi (12/19/17)

REBOUNDS

13 vs. UT Martin (11/11/16)

FIELD GOALS

6 vs. South Alabama (12/22/16)

FREE THROWS

10 vs. South Carolina (3/4/17)

THREE-POINTERS

5 vs. Texas A&M-Corpus Christi (12/19/17)

ASSISTS

4 vs. South Carolina (3/4/17)

STEALS

4 vs. UT Martin (11/11/16)

BLOCKS

4 vs. Montana (11/24/16)

SEASON HIGHS

#0

DEVONTAE SHULER**POINTS**

19 vs. South Dakota St. (11/28/17)

REBOUNDS

6, 2x, MR: vs. Bradley (12/22/17)

FIELD GOALS

8 vs. South Dakota St. (11/28/17)

FREE THROWS

4 vs. Sam Houston St. (12/13/17)

THREE-POINTERS

4 vs. Louisiana (11/10/17)

ASSISTS

3 vs. Louisiana (11/10/17)

STEALS

4, 2x, MR: at Georgia (1/3/18)

BLOCKS

1 vs. Texas A&M-Corpus Christi (12/19/17)

#1

DEANDRE BURNETT**POINTS**

21 vs. Utah (11/20/17)

REBOUNDS

5 vs. Rice (11/22/17)

FIELD GOALS

7 vs. Utah (11/20/17)

FREE THROWS

9 vs. South Carolina (12/31/17)

THREE-POINTERS

5 vs. Utah (11/20/17)

ASSISTS

8, 2x, MR: vs. Texas A&M-Corpus Christi (12/19/17)

STEALS

1, 6x, MR: vs. S. Carolina (12/31/17)

BLOCKS

#2

MARCANVIS HYMON**POINTS**

12, 2x, MR: at Middle Tenn. (12/9/17)

REBOUNDS

13 vs. Louisiana (11/10/17)

FIELD GOALS

6 at Middle Tennessee (12/9/17)

FREE THROWS

3 vs. Illinois St. (12/16/17)

THREE-POINTERS

ASSISTS

5 vs. South Dakota St. (11/28/17)

STEALS

3 vs. South Dakota St. (11/28/17)

BLOCKS

3, 2x, MR: vs. Rice (11/22/17)

#3

TERENCE DAVIS**POINTS**

24 vs. Georgia St. (11/17/17)

REBOUNDS

9, 2x, MR: vs. Ill. St. (12/16/17)

FIELD GOALS

10 vs. South Dakota St. (11/28/17)

FREE THROWS

7 vs. Louisiana (11/10/17)

THREE-POINTERS

6 vs. Bradley (12/22/17)

ASSISTS

5 vs. Va. Tech (12/2/17)

STEALS

2, 5x, MR: vs. S. Carolina (12/31/17)

BLOCKS

3, 2x, MR: vs. Texas A&M-Corpus Christi (12/19/17)

#4

BREEIN TYREE**POINTS**

17, 2x, MR: at Georgia (1/3/18)

REBOUNDS

8 vs. Va. Tech (12/2/17)

FIELD GOALS

7 at Georgia (1/3/18)

FREE THROWS

5 vs. South Carolina (12/31/17)

THREE-POINTERS

3, 3x, MR: at Georgia (1/3/18)

ASSISTS

6 vs. Illinois St. (12/16/17)

STEALS

3 vs. Louisiana (11/10/17)

BLOCKS

1, 4x, MR: vs. Ill. St. (12/16/17)

#5

MARKEL CRAWFORD**POINTS**

19 vs. South Dakota St. (11/28/17)

REBOUNDS

9 vs. Louisiana (11/10/17)

FIELD GOALS

7 vs. South Dakota St. (11/28/17)

FREE THROWS

9 vs. Georgia St. (11/17/17)

THREE-POINTERS

4 vs. Sam Houston St. (12/13/17)

ASSISTS

5 vs. ECU (11/13/17)

STEALS

5 vs. Utah (11/20/17)

BLOCKS

2 vs. Illinois State (12/16/17)

#10

ANTONIO MORGANO**POINTS**

REBOUNDS

FIELD GOALS

FREE THROWS

THREE-POINTERS

ASSISTS

STEALS

BLOCKS

#11

ERIC HORN**POINTS**

REBOUNDS

1 vs. Bradley (12/22/17)

FIELD GOALS

FREE THROWS

THREE-POINTERS

ASSISTS

STEALS

BLOCKS

#12

BRUCE STEVENS**POINTS**

27 vs. Illinois State (12/16/17)

REBOUNDS

9 vs. Louisiana (11/10/17)

FIELD GOALS

7 vs. Illinois State (12/16/17)

FREE THROWS

13 vs. Illinois State (12/16/17)

THREE-POINTERS

1 vs. Utah (11/20/17)

ASSISTS

3, 2x, MR: vs. Texas A&M-Corpus Christi (12/19/17)

STEALS

1, 6x, MR: vs. S. Carolina (12/31/17)

BLOCKS

2, 3x, MR: vs. S. Carolina (12/31/17)

#13

DOMINIK OLEJNICZAK**POINTS**

15 vs. Texas A&M-Corpus Christi (12/19/17)

REBOUNDS

7 at Georgia (1/3/18)

FIELD GOALS

6 vs. Texas A&M-Corpus Christi (12/19/17)

FREE THROWS

3 vs. Texas A&M-Corpus Christi (12/19/17)

THREE-POINTERS

ASSISTS

2, 2x, MR: vs. ECU (11/13/17)

STEALS

2, 2x, MR: vs. Bradley (12/22/17)

BLOCKS

3 vs. Texas A&M-Corpus Christi (12/19/17)

#20

D.C. DAVIS**POINTS**

1 vs. Texas A&M-Corpus Christi (12/19/17)

REBOUNDS

FIELD GOALS

FREE THROWS

1 vs. Texas A&M-Corpus Christi (12/19/17)

THREE-POINTERS

ASSISTS

1 vs. Texas A&M-Corpus Christi (12/19/17)

STEALS

1 vs. Texas A&M-Corpus Christi (12/19/17)

BLOCKS

#22

KARLIS SILINS**POINTS**

REBOUNDS

FIELD GOALS

FREE THROWS

THREE-POINTERS

ASSISTS

STEALS

BLOCKS

#24

LANE BELOW**POINTS**

REBOUNDS

FIELD GOALS

FREE THROWS

THREE-POINTERS

ASSISTS

STEALS

BLOCKS

#34

ILYA TYRTYSHNIK**POINTS**

REBOUNDS

1, 2x, MR: vs. Bradley (12/22/17)

FIELD GOALS

FREE THROWS

THREE-POINTERS

ASSISTS

STEALS

BLOCKS

#50

JUSTAS FURMANAVICIUS**POINTS**

15 vs. Texas A&M-Corpus Christi (12/19/17)

REBOUNDS

8 vs. Bradley (12/22/17)

FIELD GOALS

5 vs. Texas A&M-Corpus Christi (12/19/17)

FREE THROWS

2, 2x, MR: vs. Va. Tech (12/2/17)

THREE-POINTERS

5 vs. Texas A&M-Corpus Christi (12/19/17)

ASSISTS

2, 2x, MR: vs. Bradley (12/22/17)

STEALS

2 vs. Rice (11/22/17)

BLOCKS

3 vs. Louisiana (11/10/17)

THE LAST TIME ...

AN OLE MISS TEAM...

Scored 100+ points at home 105 vs. Oregon (Dec. 8, 2013)
 Scored 100+ points on the road 104 at Mississippi State (4ot) (Jan. 24, 1990)
 Scored 100+ points and lost 105 vs. Oregon (Dec. 8, 2013)
 Scored 110+ points 111 vs. Mississippi Valley State (Nov. 22, 2013)
 Scored 50 points or less 47 vs. Georgia (Jan. 11, 2017)
 Scored 40 points or less 40 at Kentucky (Feb. 22, 2006)
 Scored 50 or less and won 50-48 vs. SMU (Jan. 3, 2012)
 Held opponent to 50 or less 49 vs. Bradley (Dec. 19, 2016)
 Won an overtime game 87-82 at Mississippi State (Feb. 22, 2017)
 Lost an overtime game 101-97 vs. Illinois State (Dec. 16, 2017)
 Won a double overtime game 90-87 vs. Texas Tech (Mar. 23, 2010)
 Lost a double overtime game 69-67 at Alabama (Feb. 4, 2012)
 Played a triple overtime game Never Happened
 Played a four-overtime game 104-102 at Mississippi State (Jan. 24, 1990)

Made 10+ three-point field goals 12 vs. Bradley (Dec. 22, 2017)
 Made 12+ three-point field goals 12 vs. Bradley (Dec. 22, 2017)
 Made 15+ three-point field goals 15 at Syracuse (March 18, 2017)
 Allowed 10+ three-point field goals 13 vs. Illinois State (Dec. 16, 2017)
 Had 15+ rebound margin 15 vs. Monmouth (March 14, 2017)
 Had 20+ rebound margin 22 vs. Arkansas (Jan. 11, 2012)
 Had 25+ rebound margin 25 vs. Florida A&M (Dec. 22, 2008)
 Had 50+ rebounds 50 vs. Tennessee (Jan. 17, 2017)
 Had 60+ rebounds 64 vs. Troy (Nov. 27, 2007)
 Had two players with 10+ rebounds vs. South Carolina (March 4, 2017)
 Sebastian Saiz (15), Justas Furmanavicius (10)
 Had three players with 10+ rebounds vs. Georgia (Jan. 9, 2016)
 Sebastian Saiz (10), Martavious Newby (10), and Rasheed Brooks (10)
 Had two players with 20+ points at Mississippi State (Feb. 22, 2017)
 Sebastian Saiz (23), Breein Tyree (24)
 Attempted 30+ free throws 33 vs. South Carolina (Dec. 31, 2017)
 Attempted 40+ free throws 55 vs. Missouri (March 9, 2017)
 Attempted 50+ free throws 55 vs. Missouri (March 9, 2017)
 Made 25+ free throws 26 vs. South Carolina (Dec. 31, 2017)
 Made 30+ free throws 31 vs. Missouri (March 9, 2017)
 Made 35+ free throws 40 vs. Georgia Southern (Nov. 17, 2015)
 Made 40+ free throws 40 vs. Georgia Southern (Nov. 17, 2015)
 Shot 90% or better from FT line 93.1% vs. Missouri (Feb. 25, 2017)

Had 20+ assists 25 vs. Texas A&M-Corpus Christi (Dec. 19, 2017)
 Had 25+ assists 25 vs. Texas A&M-Corpus Christi (Dec. 19, 2017)
 Had 30+ assists 32 vs. Centenary (Dec. 19, 2009)

Had 20+ turnovers 21 at Mississippi State (Feb. 22, 2017)
 Had 25+ turnovers 26 vs. Southern Utah (Nov. 18, 2005)
 Forced 20+ turnovers 22 vs. Bradley (Dec. 22, 2017)
 Forced 25+ turnovers 25 vs. Bradley (Nov. 28, 2015)
 Forced 30+ turnovers 31 vs. Louisiana-Monroe (Nov. 24, 2007)

Had 10+ steals 10 vs. Bradley (Dec. 22, 2017)
 Had 15+ steals 20 vs. Lipscomb (Nov. 23, 2012)
 Had 20+ steals 20 vs. Lipscomb (Nov. 23, 2012)

Blocked 5+ shots 7 vs. South Carolina (Dec. 31, 2017)
 Blocked 10+ shots 10 vs. Texas A&M-Corpus Christi (Dec. 19, 2017)
 Blocked 12+ shots 13 vs. Bradley (Dec. 19, 2016)

Beat a ranked team 96-82 at No. 19 Arkansas (Jan. 17, 2015)
 Beat a ranked team on the road 96-82 at No. 19 Arkansas (Jan. 17, 2015)
 Beat a ranked team on a neutral floor 75-68 vs. No. 23 Creighton (Nov. 28, 2014)

Kept every opposing player out of double figures vs. UL-Monroe (Nov. 11, 2011)
 Had all five starters score in double figures at Memphis (Dec. 18, 2015)
 Had five players score in double figures vs. Texas A&M-Corpus Christi (Dec. 19, 2017)
 Had six players score in double figures at Auburn (Jan. 7, 2017)
 Had no players score in double figures at LSU (Jan. 7, 2012)

Overcame a 5-point+ halftime deficit to win 8 vs. Georgia State (Nov. 17, 2017)
 Overcame a 5-point+ halftime deficit on the road to win 5 at Vanderbilt (Feb. 4, 2017)
 Overcame a 10-point+ halftime deficit to win 20 vs. Auburn (Feb. 11, 2017)
 Overcame a 20-point+ halftime deficit to win 20 vs. Auburn (Feb. 11, 2017)
 Overcame a 15-point+ second half deficit to win 23 vs. Auburn (Feb. 11, 2017)
 Overcame a 20-point+ second half deficit to win 23 vs. Auburn (Feb. 11, 2017)

AN OLE MISS PLAYER...

Scored 20+ points 25, Terence Davis vs. Bradley (Dec. 22, 2017)
 Scored 30+ points 30, Terence Davis at Syracuse (March 18, 2017)
 Scored 35+ points 41, Deandre Burnett vs. Oral Roberts (Nov. 18, 2016)
 Scored 40+ points 41, Deandre Burnett vs. Oral Roberts (Nov. 18, 2016)
 Scored 50+ points 53, Gerald Glass vs. LSU (Mar. 4, 1989)

Scored 20+ points in 5 straight games Stefan Moody (11/25/15-1/28/16)
 Scored 20+ points in 10 straight games Stefan Moody (11/25/15-1/28/16)
 Scored 20+ points in 14 straight games Stefan Moody (11/25/15-1/28/16)
 Scored 20+ points in 18 straight games Joe Gibbon (12/10/56-2/28/57)
 Scored 20+ points in 22 straight games Johnny Neumann (12/01/70-2/22/71)

Made 5+ 3-pointers 6, Terence Davis vs. Bradley (Dec. 22, 2017)
 Made 7+ 3-pointers 9, Deandre Burnett vs. Oral Roberts (Nov. 18, 2016)
 Made 8+ 3-pointers 9, Deandre Burnett vs. Oral Roberts (Nov. 18, 2016)
 Made 9+ 3-pointers 9, Deandre Burnett vs. Oral Roberts (Nov. 18, 2016)
 Made 10+ 3-pointers 10, Marshall Henderson vs. Oregon (Dec. 8, 2013)
 Attempted 10+ 3-pointers 11, Terence Davis vs. Virginia Tech (Dec. 2, 2017)
 Attempted 15+ 3-pointers 17, Stefan Moody vs. Alabama (March 10, 2016)

Had a double-double Marcanvis Hymon, 12 points, 13 rebounds
 vs. Louisiana (Nov. 10, 2017)
 Had a double-double in 2 straight games Sebastian Saiz (3/4/17-3/9/17)
 Had a double-double in 3 straight games Sebastian Saiz (1/28/17-2/4/17)
 Had a double-double in 4 straight games Sebastian Saiz (1/28/17-2/8/17)
 Had a double-double in 5 straight games Sebastian Saiz (12/15/16-1/3/17)
 Had a double-double in 6 straight games Sebastian Saiz (12/15/16-1/7/17)
 Had a double-double in 7 straight games Rahim Lockhart (11/19/99-12/4/99)
 Had 5+ double-doubles in a season 5, Terence Davis - 2016-17 season
 23, Sebastian Saiz - 2016-17 season
 Had 10+ double-doubles in a season 23, Sebastian Saiz - 2016-17 season
 Had 18+ double-doubles in a season 23, Sebastian Saiz - 2016-17 season
 Had 20+ double-doubles in a season 23, Sebastian Saiz 2016-17 season

Had 20+ points and 15+ rebounds Sebastian Saiz, 21 pts/15 rebs
 vs. South Carolina (March 4, 2017)
 Had 20+ points and 20+ rebounds Walter Actwood, 22 pts/22 rebs
 vs. ISU-Evansville (Dec. 1, 1975)

Had 15+ rebounds 15, Sebastian Saiz vs. Georgia Tech (March 21, 2017)
 Had 20+ rebounds 20, Murphy Holloway vs. Auburn (Feb. 24, 2010)
 Had 10+ offensive rebounds 10, Dwayne Curtis vs. Auburn (Feb. 25, 2006)
 Had 10+ defensive rebounds 11, Sebastian Saiz vs. Georgia Tech (March 21, 2017)

Had 10+ assists 10, Jarvis Summers vs. BYU (March 17, 2015)
 Had 15+ assists 15, Sean Tuohy vs. Auburn (Jan. 26, 1980)
 Has 9+ assists and 0 turnovers 9, Cullen Neal vs. South Alabama (Dec. 22, 2016)

Had 5+ blocks 6, Sebastian Saiz vs. Bradley (Dec. 19, 2016)
 Had 8+ blocks 8, Reginald Buckner at Arkansas (Feb. 5, 2011)

Had 5+ steals 5, Markel Crawford vs. Utah (Nov. 20, 2017)
 Had 8+ steals 8, Gerald Glass vs. Christian Bros. (Nov. 25, 1988)


Made 10+ free throws 13, Bruce Stevens vs. Illinois State (Dec. 16, 2017)
 Made 15+ free throws 15, Stefan Moody vs. Mississippi State (March 3, 2016)
 Attempted 10+ free throws 14, Deandre Burnett vs. South Carolina (Dec. 31, 2017)
 Attempted 15+ free throws 16, Bruce Stevens vs. Illinois State (Dec. 16, 2017)
 Attempted 20+ free throws 20, Ansu Sesay vs. Arkansas (Feb. 18, 1995)

Shot 100% from the floor (min. 5) Marcanvis Hymon, 6-6
 at Middle Tennessee (Dec. 9, 2017)
 Shot 90% from the floor (min. 10) Marcanvis Hymon, 10-11,
 vs. Towson (Nov. 20, 2015)

Played 40+ minutes 41, Deandre Burnett vs. Oral Roberts (Nov. 18, 2016)

Fouled out Bruce Stevens at Georgia (1/3/18)

RADIO/TV ROSTER




DEVONTAE SHULER
6-2 • 192 • G • Fr.
Irmo, S.C.



DEANDRE BURNETT
6-2 • 192 • G • Sr.
Miami Gardens, Fla.



MARCANVIS HYMON
6-7 • 220 • F • Sr.
Memphis, Tenn.



TERENCE DAVIS
6-4 • 201 • G • Jr.
Southaven, Miss.




BREEIN TYREE
6-2 • 192 • G • So.
Somerset, N.J.



MARKEL CRAWFORD
6-4 • 210 • G • Gr.
Memphis, Tenn.




ANTONIO MORGANO
5-10 • 165 • G • R-Fr.
Morgantown, W. Va.



ERIC HORN
6-7 • 185 • F • So.
Los Gatos, Calif.



BRUCE STEVENS
6-8 • 252 • F • Jr.
Loun, Miss.




DOMINIK OLEJNICZAK
7-0 • 255 • C • So.
Torun, Poland




D.C. DAVIS
5-11 • 175 • G • Jr.
Purvis, Miss.




KARLIS SILINS
6-11 • 245 • F • R-Fr.
Riga, Latvia



LANE BELOW
6-1 • 185 • G • Sr.
Advance, Mo.



ILYA TYRTYSHNIK
6-3 • 185 • G • Fr.
Kiev, Ukraine




JUSTAS FURMANAVICIUS
6-7 • 210 • F • Sr.
Kaunas, Lithuania



RAHIM LOCKHART
First year at Ole Miss



TONY MADLOCK
Fourth year at Ole Miss



TODD ABERNETHY
Fourth year at Ole Miss



ANDY KENNEDY
12th year at Ole Miss

BOX SCORES

Official Basketball Box Score -- Game Totals -- Final Statistics
Louisiana vs Ole Miss
11/10/17 7:28 pm at Oxford, Miss.

Louisiana 76 • 0-1

#	Player		Total		3-Ptr		Rebounds			PF	TP	A	TO	Blk	Stl	Min
			FG-FGA	FG-FGA	FT-FTA	Off	Def	Tot								
23	Gant, JaKeenan	f	4-10	1-4	0-0	2	6	8	4	9	1	0	1	0	0	22
32	Washington, Bryce	f	1-9	0-0	2-4	2	5	7	0	4	1	2	0	0	0	29
04	Bartley, Frank	g	0-3	0-2	3-4	0	3	3	1	3	1	2	0	0	0	21
30	Stove, Johnathan	g	6-11	0-2	4-6	3	1	4	3	16	1	3	0	1	1	21
35	Stroman, Marcus	g	4-7	1-2	3-4	0	3	3	3	12	5	3	0	1	1	34
00	Russell, Cedric		5-9	5-8	0-0	0	0	0	3	15	2	1	0	2	2	21
01	Marquetti, Malik		0-3	0-0	1-2	3	0	3	2	1	1	1	0	1	1	18
03	Miller, Justin		4-14	1-4	3-3	2	4	6	3	12	1	0	1	1	1	19
15	Hardy, P.J.		1-3	0-1	0-0	1	0	1	2	2	0	1	0	0	0	8
33	Stalcup, Larenz		1-2	0-0	0-0	0	0	0	2	2	1	0	0	0	0	7
Team						4	1	5								
Totals				26-71	8-23	16-23	17	23	40	23	76	14	13	2	6	200

FG % 1st Half:	15-38	39.5%	2nd half:	11-33	33.3%	Game:	26-71	36.6%	Deadball Rebounds	3
3FG % 1st Half:	4-10	40.0%	2nd half:	4-13	30.8%	Game:	8-23	34.8%		
FT % 1st Half:	8-12	66.7%	2nd half:	8-11	72.7%	Game:	16-23	69.6%		

Ole Miss 94 • 1-0

#	Player		Total		3-Ptr		Rebounds			PF	TP	A	TO	Blk	Stl	Min
			FG	FGA	FG	FGA	FT	FTA	Off							
02	Hymon, Marcanvis	f	5-7	0-0	2-3	4	9	13	2	12	0	1	1	1	1	32
13	Olejniczak, Dominik	c	1-2	0-0	0-2	3	1	4	2	2	2	1	1	0	0	23
03	Davis, Terence	g	6-13	2-6	7-10	1	6	7	2	21	4	4	1	1	1	27
04	Tyree, Brein	g	4-10	0-4	2-2	0	1	1	1	10	2	2	0	3	1	19
05	Crawford, Markel	g	2-8	1-3	4-6	2	7	9	2	9	2	1	0	1	1	31
00	Shuler, Devontae	g	5-7	4-6	0-0	1	1	2	1	14	3	2	0	0	0	16
01	Burnett, Deandre	g	6-9	0-2	5-6	0	0	0	2	17	3	1	0	0	0	26
12	Stevens, Bruce	g	4-9	0-0	1-2	3	6	9	4	9	1	2	1	0	0	16
50	Furmanavicius, Justas	g	0-0	0-0	0-0	0	1	1	3	0	0	0	3	0	0	10
Team						2	0	2								
Totals				33-65	7-21	21-31	16	32	48	19	94	17	14	7	6	200

FG % 1st Half:	14-28	50.0%	2nd half:	19-37	51.4%	Game:	33-65	50.8%	Deadball Rebounds	3
3FG % 1st Half:	4-12	33.3%	2nd half:	3-9	33.3%	Game:	7-21	33.3%		
FT % 1st Half:	8-16	50.0%	2nd half:	13-15	86.7%	Game:	21-31	67.7%		

Officials: Doug Shows, Garrick Shannon, Tim Gattis
Technical fouls: Louisiana-Russell, Cedric. Ole Miss-None.
Attendance: 8302

Score by periods	1st	2nd	Total
Louisiana	42	34	76
Ole Miss	40	54	94

Last FG - LA 2nd-02:25, OM 2nd-01:53.
Largest lead - LA by 10 1st-05:19, OM by 18 2nd-00:05.
LA led for 17:31. OM led for 19:08. Game was tied for 03:21.

Score tied - 6 times.
Lead changed - 7 times.



Official Basketball Box Score -- Game Totals -- Final Statistics
Eastern Kentucky vs Ole Miss
11/13/17 5:31 p.m. at Oxford, Miss.



Eastern Kentucky 75 • 1-1

#	Player	Total			3-Ptr			Rebounds			PF	TP	A	TO	Blk	Stl	Min
		FG-FGA	FG-FGA	FT-FTA	Off	Def	Tot										
02	DISHMAN, DeAndre	f	2-3	0-0	2-4	0	0	0	4	6	0	0	0	0	0	1	16
10	MAYO, Nick	f	7-9	1-1	4-5	0	10	10	1	19	2	3	1	0	0	3	39
12	CHARLES, Zach	f	3-3	1-1	1-2	2	5	7	1	8	1	0	0	0	0	0	29
01	HOBBS, JacQuess	f	3-9	0-1	1-2	0	4	4	2	7	6	5	0	2	3	35	
20	BOYD, Dedic	g	6-17	2-4	5-5	1	2	3	3	19	0	3	0	0	0	0	23
03	BROUGHTON, Peyton	g	1-3	0-1	0-0	0	1	1	1	2	0	0	0	0	0	0	15
04	AVARE, Dillon	g	1-3	1-3	0-0	0	0	0	0	3	1	0	0	0	0	0	14
05	YOUNGMAN, A.J.	g	0-0	0-0	0-0	0	0	0	1	0	0	0	0	0	0	0	8
13	DAVIS, Jackson	g	3-4	1-1	4-4	0	3	3	4	11	0	1	2	1	2	21	
21	ANDERSON, Lachlan	g	0-0	0-0	0-0	0	0	0	0	0	0	0	0	0	0	0	0+
23	CARMICAL, Cameron	g	0-0	0-0	0-0	0	0	0	0	0	0	0	0	0	0	0	0+
Team						2	0	2									
Totals			26-51	6-12	17-22	5	25	30	17	75	10	12	3	4	200		

FG % 1st Half:	12-25	48.0%	2nd half:	14-26	53.8%	Game:	26-51	51.0%	Deadball Rebounds	3
3FG % 1st Half:	4-8	50.0%	2nd half:	2-4	50.0%	Game:	6-12	50.0%		
FT % 1st Half:	6-8	75.0%	2nd half:	11-14	78.6%	Game:	17-22	77.3%		

Ole Miss 85 • 2-0

#	Player		Total		3-Ptr		Rebounds			PF	TP	A	TO	Blk	Stl	Min
			FG-FGA	FG-FGA	FT-FTA	Off	Def	Tot								
02	Hymon, Marcanvis	f	3-6	0-0	2-4	5	5	10	2	8	3	0	3	0	0	24
13	Olejniczak, Dominik	c	3-5	0-0	0-0	1	2	3	2	6	2	2	0	1	1	22
00	Shuler, Devontae	g	5-12	2-6	0-0	1	0	1	1	12	1	2	0	1	1	23
04	Tyree, Brein	g	3-8	1-1	0-0	0	1	1	1	7	5	0	0	0	0	25
05	Crawford, Markel	g	4-7	0-1	2-4	0	2	2	4	10	5	2	1	2	2	26
01	Burnett, Deandre	g	4-8	4-5	5-6	0	1	1	1	17	0	1	0	0	0	23
03	Davis, Terence	g	6-12	3-8	1-2	3	3	6	1	16	2	1	0	2	2	23
12	Stevens, Bruce	g	1-4	0-1	3-4	0	4	4	1	5	1	0	0	0	0	16
50	Furmanavicius, Justas	g	1-1	0-0	2-2	1	1	2	2	4	0	0	0	1	1	18
Team						2	1	3								
Totals			30-63	10-22	15-22	13	20	33	15	85	19	8	4	8	200	

FG % 1st Half:	13-28	46.4%	2nd half:	17-35	48.6%	Game:	30-63	47.6%	Deadball Rebounds	2,2
3FG % 1st Half:	6-13	46.2%	2nd half:	4-9	44.4%	Game:	10-22	45.5%		
FT % 1st Half:	8-9	88.9%	2nd half:	7-13	53.8%	Game:	15-22	68.2%		

Officials: Tony Henderson, Todd Austin, Kerby Sitton
Technical fouls: Eastern Kentucky-None. Ole Miss-None.
Attendance: 7042

Score by periods	1st	2nd	Total
Eastern Kentucky	34	41	75
Ole Miss	40	45	85

Points	In Paint	Off T/O	2nd Chance	Fast Break	Bench
EKU	38	7	8	2	16
OM	28	18	21	12	42

Last FG - EKU 2nd-00:06, OM 2nd-01:31.
Largest lead - EKU None, OM by 19 2nd-04:46.
EKU led for 00:00. OM led for 39:22. Game was tied for 00:38.

Score tied - 0 times.
Lead changed - 0 times.



Official Basketball Box Score -- Game Totals -- Final Statistics
Georgia State vs Ole Miss
11/17/17 6:01 p.m. at Oxford, Miss.



Georgia State 72 • 2-1

#	Player		Total			3-Ptr			Rebounds			PF	TP	A	TO	Blk	Stl	Min
			FG-FGA	FG-FGA	FT-FTA	FG-FGA	FG-FGA	FT-FTA	Off	Def	Tot							
02	Benlevi, Malik	f	3-5	1-3	1-1	1	3	4	5	8	1	0	0	1	1	28		
15	Simonds, D'Marcus	f	10-22	1-4	8-11	1	3	4	5	29	5	7	0	1	1	39		
23	Session, Jordan	f	0-1	0-0	3-4	2	3	5	4	3	0	1	0	1	1	27		
30	Thomas, Jeff	f	5-9	3-6	1-2	3	6	9	4	14	1	1	0	1	1	39		
24	Mitchell, Devin	g	4-9	3-6	0-0	0	3	3	4	11	1	3	1	1	0	30		
00	Alibegovic, Denis	g	0-0	0-0	0-0	0	0	0	0	0	0	0	0	0	0	0+		
11	Williams, Isaiah	g	0-2	0-1	0-0	0	1	1	1	0	1	0	0	0	0	12		
12	Williams, Kane	g	1-3	0-1	2-2	1	0	1	1	4	0	1	0	0	0	7		
14	Clerkley, Chris	g	0-0	0-0	0-0	0	1	1	1	0	0	1	0	0	0	4		
20	Linder, Josh	g	1-1	0-0	1-2	1	1	2	0	3	0	0	0	0	0	5		
50	Tyson, Jordan	g	0-1	0-0	0-0	0	0	0	5	0	0	2	0	0	0	9		
	Team					2	3	5										
Totals			24-53	8-21	16-22	11	24	35	30	72	9	16	1	5	200			

FG % 1st Half:	16-30	53.3%	2nd half:	8-23	34.8%	Game:	24-53	45.3%	Deadball Rebounds	1
3FG % 1st Half:	5-8	62.5%	2nd half:	3-13	23.1%	Game:	8-21	38.1%		
FT % 1st Half:	7-10	70.0%	2nd half:	9-12	75.0%	Game:	16-22	72.7%		

Ole Miss 77 • 3-0

BOX SCORES



Official Basketball Box Score -- Game Totals -- Final Statistics
Ole Miss vs Rice
11/22/17 7:00pm at T-Mobile Arena Las Vegas, NV



Ole Miss 79 • 4-1

#	Player	Total		3-Ptr		Rebounds		PF	TP	A	TO	Blk	Stl	Min
		FG-FGA	FG-FGA	FT-FTA	Off Def Tot									
02	Hymon, Marcanvis	f	3-5	0-0	1-4	3 6 9	2 7	0 1 3 1	24					
00	Shuler, Devontae	g	4-10	3-7	2-2	2 3 5	2 13	2 3 0 2	28					
01	Burnett, Deandre	g	6-12	3-9	3-4	0 5 5	1 18	8 1 0 1	32					
03	Davis, Terence	g	6-10	3-7	0-0	1 2 3	4 15	2 1 1 2	17					
05	Crawford, Markel	g	3-9	1-5	0-0	0 2 2	4 7	3 2 0 0	29					
04	Tyree, Breein	g	1-5	1-2	0-0	1 3 4	0 3	4 2 0 0	19					
12	Stevens, Bruce	g	1-2	0-0	3-4	0 5 5	1 5	0 2 0 1	18					
13	Olejniczak, Dominik	g	1-2	0-0	0-0	0 0 0	1 2	0 1 0 0	8					
20	Davis, D.C.	g	0-0	0-0	0-0	0 0 0	0 0	0 0 0 0	1					
34	Tyrtyschnik, Ilya	g	0-1	0-1	0-0	0 0 0	0 0	0 0 0 0	1					
50	Furmanavicius, Justas	g	4-4	1-1	0-0	2 1 3	3 9	0 0 0 0	23					
Team						0 3 3								
Totals			29-60	12-32	9-14	9 30 39	18 79	19 13 4 9	200					
FG % 1st Half:		15-31	48.4%	2nd half:	14-29	48.3%	Game:	29-60	48.3%	Deadball Rebounds				
3FG % 1st Half:		6-17	35.3%	2nd half:	6-15	40.0%	Game:	12-32	37.5%					
FT % 1st Half:		4-6	66.7%	2nd half:	5-8	62.5%	Game:	9-14	64.3%					

Rice 62 • 1-4

#	Player	Total		3-Ptr		Rebounds		PF	TP	A	TO	Blk	Stl	Min
		FG-FGA	FG-FGA	FT-FTA	Off Def Tot									
10	MARTIN, Robert	f	1-3	0-2	3-4	3 2 5	0 5	1 1 0 1	19					
13	OSBORNE, Malik	g	0-4	0-2	4-4	3 3 6	1 4	2 2 1 0	25					
00	CASHAW, Connor	g	8-20	4-8	4-6	1 1 2	3 24	3 1 0 1	33					
03	ADAMS, Ako	g	3-12	1-7	0-0	0 3 3	2 7	4 1 0 2	29					
15	MENGY, Bishop	g	1-5	0-4	0-1	3 3 6	1 2	2 2 0 0	31					
02	LAPRAY, A.J.	g	2-7	2-5	0-0	0 4 4	2 6	1 2 0 0	26					
04	JONES, Dylan	g	3-3	0-0	2-3	1 1 2	1 8	0 0 0 0	9					
11	LESTER, Miles	g	0-1	0-1	0-0	0 0 0	0 0	0 0 0 0	1					
14	HUNTER, Najia	g	0-1	0-0	0-0	1 1 2	0 0	1 3 0 0	10					
30	MEYER, Austin	g	2-4	0-0	0-0	0 0 0	2 4	0 0 0 0	7					
35	HARRISON, Tim	g	1-3	0-2	0-2	0 1 1	2 2	0 1 1 0	10					
Team						3 4 7								
Totals			21-63	7-31	13-20	15 23 38	14 62	14 13 2 4	200					
FG % 1st Half:		12-30	40.0%	2nd half:	9-33	27.3%	Game:	21-63	33.3%	Deadball Rebounds				
3FG % 1st Half:		5-17	29.4%	2nd half:	2-14	14.3%	Game:	7-31	22.6%					
FT % 1st Half:		6-10	60.0%	2nd half:	7-10	70.0%	Game:	13-20	65.0%					

Officials: Tom O'Neill, Kerry Sitton, Jose Carrion
Technical fouls: Ole Miss-None. Rice-None.
Attendance: 6014

Score by periods	1st	2nd	Total
Ole Miss	40	39	79
Rice	35	27	62

Last FG - OM 2nd-04:08, RICE 2nd-00:46.
Largest lead - OM by 23 2nd-06:37, RICE by 6 1st-06:05.
OM led for 32:21. RICE led for 08:38. Game was tied for 00:48.

Score tied - 1 time.
Lead changed - 4 times.



Official Basketball Box Score -- Game Totals -- Final Statistics
Virginia Tech vs Ole Miss
12/27/17 1 p.m. at Oxford, Miss.



Virginia Tech 83 • 7-1

#	Player	Total		3-Ptr		Rebounds		PF	TP	A	TO	Blk	Stl	Min
		FG-FGA	FG-FGA	FT-FTA	Off Def Tot									
13	Ahmed Hill	f	2-5	1-3	0-0	0 3 3	3 5	2 2 0 1	18					
24	Kerry Blackshear Jr.	f	5-8	0-0	7-11	2 3 5	5 17	0 0 1 1	23					
04	N. Alexander-Walker	g	4-11	1-6	4-6	2 3 5	1 13	1 2 0 1	33					
05	Justin Robinson	g	2-9	2-3	7-8	0 1 1	4 13	8 2 0 2	34					
10	Justin Bibbs	g	3-8	1-5	4-4	0 3 3	1 11	1 4 0 0	41					
01	Tyrie Jackson	g	1-3	1-2	0-0	0 0 0	1 3	0 0 0 0	7					
11	Devin Wilson	g	0-2	0-1	1-4	0 2 2	1 1	1 1 0 0	23					
14	P.J. Horne	g	2-2	0-0	0-0	0 2 2	2 4	1 0 0 0	11					
15	Chris Clarke	g	6-9	1-2	3-4	1 11 12	3 16	4 3 0 1	35					
Team						1 7 8								
Totals			25-57	7-22	26-37	6 35 41	21 83	18 14 1 6	225					
FG % 1st Half:		8-23	34.8%	2nd half:	14-28	50.0%	OT:	3-6	50.0%	Game:	25-57	43.9%	Deadball Rebounds	
3FG % 1st Half:		2-11	18.2%	2nd half:	4-9	44.4%	OT:	1-2	50.0%	Game:	7-22	31.8%		
FT % 1st Half:		11-16	68.8%	2nd half:	11-15	73.3%	OT:	4-6	66.7%	Game:	26-37	70.3%		

Ole Miss 80 • 4-3

#	Player	Total		3-Ptr		Rebounds		PF	TP	A	TO	Blk	Stl	Min
		FG-FGA	FG-FGA	FT-FTA	Off Def Tot									
02	Hymon, Marcanvis	f	2-2	0-0	1-3	0 3 3	5 5	0 2 1 0	21					
01	Burnett, Deandre	g	4-14	1-5	2-2	0 0 0	2 11	7 2 0 1	34					
03	Davis, Terence	g	6-17	4-11	1-2	3 4 7	4 17	5 1 2 0 1	31					
04	Tyree, Breein	g	6-14	2-6	3-5	3 5 8	4 17	5 4 1 1	34					
05	Crawford, Markel	g	5-10	2-3	1-3	1 3 4	3 13	0 0 0 0	39					
00	Shuler, Devontae	g	3-9	0-3	0-1	1 3 4	0 6	0 0 0 1	22					
12	Stevens, Bruce	g	2-4	0-2	3-6	1 5 6	2 7	0 2 1 0	17					
13	Olejniczak, Dominik	g	1-2	0-0	0-0	0 3 3	5 2	0 2 0 0	9					
50	Furmanavicius, Justas	g	0-1	0-1	2-2	1 2 3	3 2	0 0 1 0	18					
Team						3 1 4								
Totals			29-73	9-31	13-24	13 29 42	28 80	17 12 7 3	225					
FG % 1st Half:		14-33	42.4%	2nd half:	13-33	39.4%	OT:	2-7	28.6%	Game:	29-73	39.7%	Deadball Rebounds	
3FG % 1st Half:		7-15	46.7%	2nd half:	2-12	16.7%	OT:	0-4	0.0%	Game:	9-31	29.0%		
FT % 1st Half:		4-7	57.1%	2nd half:	5-11	45.5%	OT:	4-6	66.7%	Game:	13-24	54.2%		

Officials: Tony Green, Joe Lindsay, Chuck Jones
Technical fouls: Virginia Tech-None. Ole Miss-None.
Attendance: 6297

Score by periods	1st	2nd	OT	Total
Virginia Tech	29	43	11	83
Ole Miss	39	33	8	80



Official Basketball Box Score -- Game Totals -- Final Statistics
South Dakota State vs Ole Miss
11/28/17 7:01 p.m. at Oxford, Miss.



South Dakota State 99 • 7-2

#	Player	Total		3-Ptr		Rebounds		PF	TP	A	TO	Blk	Stl	Min
		FG-FGA	FG-FGA	FT-FTA	Off Def Tot									
23	Reed Tellinghuisen	f	7-13	5-8	0-0	0 1 1	2 19	3 0 0 0	37					
24	Mike Daum	f	9-21	6-15	2-2	2 5 7	5 26	1 3 0 3	33					
01	Skyler Flatten	g	3-7	2-5	0-0	1 1 2	1 8	3 0 0 0	21					
02	Tevin King	g	2-4	1-1	1-2	1 8 9	4 6	6 2 0 0	34					
03	Chris Howell	g	2-3	0-0	1-1	1 3 4	2 5	0 4 0 1	13					
00	Brandon Key	g	2-5	0-0	0-0	1 5 6	1 4	5 3 0 0	14					
05	David Jenkins Jr.	g	7-18	2-10	6-6	1 4 5	3 22	3 1 0 1	36					
25	Lane Severyn	g	1-1	1-1	1-3	1 0 1	1 4	1 1 1 0	19					
45	Ian Theisen	g	2-2	1-1	0-0	1 2 3	3 5	0 0 0 0	18					
Team						2 4 6								
Totals			35-74	18-41	11-14	11 33 44	22 99	22 14 1 5	225					
FG % 1st Half:		20-38	52.6%	2nd half:	10-29	34.5%	OT:	5-7	71.4%	Game:	35-74	47.3%	Deadball Rebounds	
3FG % 1st Half:		11-21	52.4%	2nd half:	6-18	33.3%	OT:	1-2	50.0%	Game:	18-41	43.9%		
FT % 1st Half:		4-5	80.0%	2nd half:	1-2	50.0%	OT:	6-7	85.7%	Game:	11-14	78.6%		

Ole Miss 97 • 4-2

#	Player		Total			Rebounds			PF	TP	A	TO	Blk	Stl	Min
			FG-FGA	FG-FGA	FT-FTA	Off	Def	Tot							
02	Hymon, Marcanvis	f	3-4	0-0	0-2	3	8	11	2	6	5	0	2	3	28
50	Furmanavicius, Justas	f	0-1	0-1	1-2	0	1	1	2	1	0	0	0	0	11
01	Burnett, Deandre	g	5-12	2-5	7-9	0	1	1	0	19	6	0	0	0	38
03	Davis, Terence	g	10-19	2-7	0-1	2	7	9	5	22	4	5	0	1	38
05	Crawford, Markel	g	7-11	2-4	3-3	0	2	2	2	19	0	2	0	0	24
00	Shuler, Devontae		8-14	1-6	2-2	1	2	3	0	19	1	1	0	3	33
04	Tyree, Breen		2-5	0-2	4-6	0	1	1	4	8	0	1	0	0	25
12	Stevens, Bruce		1-4	0-2	1-2	1	7	8	2	3	3	0	0	0	22
13	Olejniczak, Dominik		0-2	0-0	0-0	0	0	0	1	0	1	0	1	0	6
	Team					3	2	5							
Totals			36-72	7-27	18-27	10	31	41	18	97	19	10	2	7	225
FG % 1st Half: 13-36			36.1%	2nd half: 19-29			65.5%	OT: 4-7	57.1%	Game: 36-72			50.0%	Deadball Rebounds	
3FG % 1st Half: 1-15			6.7%	2nd half: 5-10			50.0%	OT: 1-2	50.0%	Game: 7-27			25.9%	2	
FT % 1st Half: 8-11			72.7%	2nd half: 4-7			57.1%	OT: 1-9	66.7%	Game: 18-27			66.7%		

BOX SCORES



Official Basketball Box Score -- Game Totals -- Final Statistics
Sam Houston State vs Ole Miss
12/13/17 7:01 p.m. at Oxford, Miss.



Sam Houston State 69 • 5-5

#	Player		Total			3-Ptr			Rebounds			PF	TP	A	TO	Blk	Stl	Min
			FG-FGA	FG-FGA	FT-FTA	Off	Def	Tot	Off	Def	Tot							
23	Galbreath Jr., Chris	f	11-17	0-1	0-1	1	8	9	2	22	1	3	0	1	34			
35	Ndu, Chidozie	f	0-0	0-0	0-0	0	0	0	2	0	0	0	0	0	1			
11	Dewey III, John	g	2-8	0-2	8-8	0	5	5	1	12	10	1	0	0	30			
15	Delaney, Josh	f	2-6	2-6	0-0	0	1	1	4	6	2	1	0	0	28			
20	Williams, Jamal	g	4-9	1-1	0-2	1	3	4	2	9	2	1	0	2	23			
00	Almanza, Albert		0-4	0-3	0-0	2	0	2	2	0	1	0	0	2	14			
01	Edwards, Abrian		0-3	0-0	0-0	2	0	2	0	0	1	1	0	0	10			
02	Delaney, Cameron		4-9	4-7	0-0	1	1	2	4	12	1	1	1	0	22			
13	Furlong, Bubba		0-0	0-0	0-0	1	0	1	0	0	0	0	1	0	7			
22	Harris, Marcus		3-7	2-3	0-0	0	2	2	8	1	0	0	0	0	29			
32	Bitondo, Freddy		0-1	0-0	0-0	0	0	0	0	0	0	0	0	0	2			
Team						1	1	2										
Totals			26-64	9-23	8-11	9	21	30	19	69	19	8	2	5	200			
FG % 1st Half:			13-32	40.6%	2nd half:	13-32	40.6%	Game:	26-64	40.6%	Deadball Rebounds							
3FG % 1st Half:			3-9	33.3%	2nd half:	4-14	28.6%	Game:	8-11	72.7%								
FT % 1st Half:			4-5	80.0%	2nd half:	4-6	66.7%	Game:	8-11	72.7%								

Ole Miss 82 • 5-4

#	Player		FG-FGA	3-Ptr	FT-FTA	Rebounds			PF	TP	A	TO	Blk	Stl	Min
			FG-FGA	3-Ptr	FT-FTA	Off	Def	Tot							
02	Hymon, Marcanvis	f	2-5	0-0	1-4	1	8	9	2	5	1	1	1	1	26
12	Stevens, Bruce	c	6-7	0-1	1-2	0	3	3	1	13	1	0	0	0	17
03	Davis, Terence	f	2-9	1-5	0-0	1	6	7	1	5	4	2	1	1	29
04	Tyree, Breein	g	1-5	0-3	1-2	0	1	1	2	3	2	0	0	0	24
05	Crawford, Markel	g	6-11	4-8	0-0	0	4	4	0	16	3	0	1	1	31
00	Shuler, Devontae		4-9	2-6	4-4	1	0	1	2	14	2	1	0	0	19
01	Burnett, Deandre		4-8	1-4	3-4	2	2	4	1	12	6	4	0	0	22
13	Olejniczak, Dominik		3-3	0-0	0-0	1	3	4	1	6	1	0	0	0	10
50	Furmanavicius, Justas		3-3	2-2	0-0	5	2	7	1	8	0	1	1	1	22
Team						1	2	3							
Totals			31-60	10-29	10-17	12	31	43	11	82	21	11	4	4	200
FG % 1st Half:		14-33	42.4%	2nd half:	17-27	63.0%	Game:	31-60	51.7%	Deadball Rebounds					
3FG % 1st Half:		5-18	27.8%	2nd half:	5-11	45.5%	Game:	10-29	34.5%						
FT % 1st Half:		6-9	66.7%	2nd half:	4-8	50.0%	Game:	10-17	58.8%						

Officials: Olandis Poole, Ted Valentine, Patrick Evans
Technical fouls: Sam Houston State-None, Ole Miss-Davis, Terence.
Attendance: 5054

Score by periods	1st	2nd	Total
Sam Houston State	33	36	69
Ole Miss	39	43	82

Last FG - SHSU 2nd-02:07, OM 2nd-04:07.
Largest lead - SHSU None, OM by 20 2nd-10:21.
SHSU led for 00:00, OM led for 39:17, Game was tied for 00:43.

Score tied - 1 time.
Lead changed - 0 times.



Official Basketball Box Score -- Game Totals -- Final Statistics
Texas A&M-Corpus Chr vs Ole Miss
12/19/17 6:01 p.m. at Oxford, Miss.



Texas A&M-Corpus Chr 63 • 3-7

#	Player		Total		3-Ptr		Rebounds				PF	TP	A	TO	Blk	Stl	Min
			FG-FGA	FG-FGA	FT-FTA	Off	Def	Tot									
15	Rhea, Sean	f	2-3	0-0	2-4	1	1	2	4	6	0	2	0	1	18		
34	Benjamin, York	f	1-4	0-0	0-0	0	0	0	2	2	0	1	0	0	10		
03	Kilgore, Joseph	g	7-19	3-5	0-0	1	2	3	1	17	2	2	0	1	34		
11	South, Kareem	g	3-5	1-2	0-0	0	3	3	1	7	1	1	0	0	22		
22	Toney, Emmanuel	g	2-2	1-1	0-0	0	1	1	0	5	3	0	0	0	10		
00	Brown, Kyle		1-1	0-0	0-0	0	1	1	2	0	4	1	0	0	10		
02	Smith, Myles		0-6	1-3	0-0	0	0	0	3	3	3	2	0	3	20		
10	Francois, Perry		6-8	0-0	0	2	1	3	12	1	1	1	0	0	23		
14	Schmidt, Elijah		2-6	0-1	2-2	3	4	7	2	6	4	2	0	1	29		
20	Hale, Colin		2-5	1-2	0-0	0	1	1	1	5	1	2	0	0	18		
21	Gray, Tre		0-2	0-0	0-0	0	1	1	1	0	0	0	0	0	6		
24	Bradley, Jamell		0-0	0-0	0-0	0	0	0	1	0	0	0	0	0	0+		
Team							3	3	6								
Totals			26-61	7-14	4-6	10	18	28	21	63	19	14	1	6	200		
FG % 1st Half:			12-27	44.4%	2nd half:	14-34	41.2%	Game:	26-61	42.6%	Deadball Rebounds						
3FG % 1st Half:			5-7	71.4%	2nd half:	2-7	28.6%	Game:	7-14	50.0%							
FT % 1st Half:			2-4	50.0%	2nd half:	2-2	100.0%	Game:	4-6	66.7%							

Ole Miss 85 • 6-5

#	Player	Total			3-Ptr			Rebounds			PF	TP	A	TO	Blk	Stl	Min
		FG-FGA	FG-FGA	FT-FTA	Off	Def	Tot	Off	Def	Tot							
50	Furmanavicius, Justas	f	5-8	5-8	0-0	3	3	6	2	15	2	1	2	1	28		
13	Olejniczak, Dominik	c	6-7	0-0	3-4	0	1	1	2	15	1	1	3	2	24		
00	Shuler, Devontae	g	2-7	2-4	0-0	1	5	6	2	6	2	2	2	1	25		
01	Burnett, Deandre	g	2-6	1-4	8-9	1	2	3	1	13	8	4	0	0	24		
20	Davis, D.C.	g	0-1	0-1	1-2	0	0	0	0	1	1	2	0	1	9		
02	Hymon, Marcanvis		2-4	0-0	0-0	1	0	1	2	4	0	0	1	0	13		
03	Davis, Terence		4-7	3-6	0-0	0	5	5	0	11	2	5	3	0	21		
04	Tyree, Breein		4-5	2-3	1-2	0	1	1	0	11	5	0	0	0	18		
05	Crawford, Markel		2-5	1-3	0-0	0	2	2	2	5	1	0	0	2	20		
12	Stevens, Bruce		1-1	0-0	2-4	0	0	0	1	4	3	0	0	0	16		
34	Tyrtshnik, Ilya		0-1	0-1	0-0	0	1	1	0	0	0	0	0	0	2		
Team							3	5	8								
Totals			28-52	14-30	15-21	9	25	34	12	85	25	15	10	8	200		
FG % 1st Half:		17-29	58.6%	2nd half:	11-23	47.8%	Game:	28-52	53.8%	Deadball Rebounds							
3FG % 1st Half:		9-15	60.0%	2nd half:	5-15	33.3%	Game:	14-30	46.7%								
FT % 1st Half:		7-11	63.6%	2nd half:	8-10	80.0%	Game:	15-21	71.4%								
																	3.1

Officials: Karl Hess, Peter Juzenas, Owen Shortt
Technical fouls: Texas A&M-Corpus Chr-None, Ole Miss-None.
Attendance: 6102

Score by periods	1st	2nd	Total
Texas A&M-Corpus Chr	31	32	63
Ole Miss	50	35	85

Last FG - AMCC 2nd-02:21, OM 2nd-01:52.
Largest lead - AMCC None, OM by 28 2nd-09:07.
AMCC led for 00:00, OM led for 39:44, Game was tied for 00:16.

Score tied - 0 times.
Lead changed - 0 times.



Official Basketball Box Score -- Game Totals -- Final Statistics
Illinois State vs Ole Miss
12/16/17 2:31 p.m. at Oxford, Miss.



Illinois State 101 • 5-6

Minnesota State 10-1-2016																	
#	Player	Total			3-Ptr		Rebounds				PF	TP	A	TO	Blk	Stl	Min
		FG-FGA	FG-FGA	FT-FTA	Off	Def	Tot	Off	Def	Tot							
03	Evans, Keyshawn	*	6-16	5-11	8-9	0	4	4	2	25	7	2	0	2	39		
10	Fayne, Phil	*	6-12	0-0	4-6	4	6	10	5	16	0	3	1	0	25		
25	Williams, Madison	*	4-9	3-6	3-3	1	3	4	4	14	4	0	0	0	33		
32	Bruninga, Taylor	*	1-2	0-1	0-0	0	1	1	5	2	0	0	3	0	24		
52	Yarbrough, Malik	*	8-17	0-2	9-9	4	6	10	5	25	8	6	0	1	27		
00	Gassman, Isaac		2-2	1-1	1-2	2	1	3	0	6	0	0	0	0	9		
01	Clarance, Elijah		0-2	0-0	0-0	1	1	2	2	0	0	2	0	0	7		
05	Hein, Matt		2-7	2-4	1-2	1	3	4	3	7	0	0	1	2	26		
23	Tinsley, William		2-6	2-6	0-0	0	5	5	4	6	1	2	1	0	35		
	Team					4	2	6									
Totals			31-73	13-31	26-31	17	32	49	30	101	17	15	6	5	225		
FG % 1st Half: 15-32		46.9%	2nd half: 12-32	37.5%	OT: 4-9	44.4%	Game: 31-73		42.5%	Deadball							
3FG % 1st Half: 6-11		54.5%	2nd half: 5-14	35.7%	OT: 2-6	33.3%	Game: 13-31		41.9%	Rebound							
FT % 1st Half: 7-9		77.8%	2nd half: 15-16	93.8%	OT: 4-6	66.7%	Game: 26-31		83.9%								

BOX SCORES



Official Basketball Box Score -- Game Totals -- Final Statistics
South Carolina vs Ole Miss
12/31/17 5:05 p.m. at Oxford, Miss.



Official Basketball Box Score -- Game Totals -- Final Statistics
Ole Miss vs Georgia
01/03/18 6:30 PM ET at Stegeman Coliseum -- Athens, Ga.

Ole Miss 60 • 8-6, 1-1

South Carolina 69 • 9-4, 0-1 SEC

#	Player	Total		3-Ptr		Rebounds			PF	TP	A TO Blk Stl				Min
		FG-FGA	FG-FGA	FT-FTA	Off	Def	Tot								
10	MINAYA, Justin	f	2-3	0-1	0-0	1	3	4	4	4	3	1	1	0	14
21	KOTSAR, Maik	f	0-7	0-1	2-3	0	4	4	3	2	2	4	1	0	31
30	SILVA, Chris	f	5-11	0-0	11-14	6	7	13	4	21	1	1	2	0	30
05	BOOKER, Frank	g	7-13	6-10	1-2	0	1	1	2	21	2	0	0	0	34
15	MYERS, Wesley	g	1-7	0-1	1-3	1	1	2	4	3	5	4	0	0	30
00	BEATTY, David		4-10	1-4	0-1	0	6	6	3	9	2	3	0	2	33
12	GUEYE, Khadim		0-0	0-0	0-0	0	0	0	0	0	0	0	0	0	4
13	HAASE, Felipe		3-7	1-3	2-3	1	5	6	1	9	1	1	0	0	24
Team						5	2	7							
Totals			22-58	8-20	17-26	14	29	43	21	69	16	14	4	2	200
FG % 1st Half: 10-28		35.7%	2nd half: 12-30	40.0%	Game: 22-58	37.9%	Deadball Rebounds 4,1								
3FG % 1st Half: 2-6		33.3%	2nd half: 6-14	42.9%	Game: 8-20	40.0%									
FT % 1st Half: 8-13		61.5%	2nd half: 9-13	69.2%	Game: 17-26	65.4%									

Ole Miss 74 • 8-5, 1-0 SEC

#	Player		Total		3-Ptr		Rebounds			PF	TP					Min
			FG-FGA	FG-FGA	FT-FTA	Off	Def	Total	A			TO	Blk	Stl		
50	Furmanavicius, Justas	f	1-3	0-0	3-4	0	1	1	1	5	0	0	0	1	19	
13	Olejniczak, Dominik	c	0-0	0-0	0-0	0	2	2	4	0	0	1	2	0	13	
00	Shuler, Devontae	g	2-7	2-5	0-0	0	1	1	0	6	1	0	0	1	20	
01	Burnett, Deandre	g	3-12	3-7	9-14	0	1	1	1	18	6	1	0	1	33	
05	Crawford, Markel	g	5-10	3-6	4-4	0	2	2	3	17	1	1	0	3	30	
02	Hymon, Marcanvis		3-4	0-0	1-1	2	2	4	2	7	1	0	2	0	22	
03	Davis, Terence		1-4	0-2	2-2	0	5	5	5	4	4	3	1	2	19	
04	Tyree, Brein		1-5	0-1	5-6	0	4	4	3	7	2	1	0	0	18	
12	Stevens, Bruce		4-4	0-0	2-2	0	4	4	4	10	0	0	2	1	26	
Team						2	4	6								
Totals				20-49	8-21	26-33	4	26	30	23	74	15	8	7	9	200
FG % 1st Half: 10-28 35.7%			2nd half: 10-21 47.6%			Game: 20-49 40.8%			Deadball Rebounds 2,1							
3FG % 1st Half: 5-14 35.7%			2nd half: 3-7 42.9%			Game: 8-21 38.1%										
FT % 1st Half: 6-10 60.0%			2nd half: 20-23 87.0%			Game: 26-33 78.8%										

Officials: Doug Shows, Patrick Evans, Vladimir Voyard-Tadal
Technical fouls: South Carolina-None. Ole Miss-Davis, Terence.
Attendance: 5849

Score by periods	1st	2nd	Total
South Carolina	30	39	69
Ole Miss	31	43	74

Points	In Paint	Off T/O	2nd Chance	Fast Break	Bench
SC	22	7	11	7	18
OM	20	16	2	4	28

Last FG - SC 2nd-03:43, OM 2nd-05:05.
Largest lead - SC by 9 1st-11:55, OM by 6 2nd-06:23.
SC led for 22:29, OM led for 13:53. Game was tied for 03:32.

Score tied - 8 times.
Lead changed - 11 times.

Georgia 71 • 10-3, 1-1

#	Player	Total		3-Ptr		Rebounds			PF	TP	A TO Blk Stl				Min								
		FG-FGA	FG-FGA	FT-FTA	Off	Def	Total	A			TO	Blk	Stl										
01	MATEN, Yante	f	5-13	0-2	5-7	5	2	7	3	15	1	3	2	0	35								
13	WILRIDGE, E'Torrior	f	1-3	0-2	1-1	0	1	1	0	3	2	1	0	0	15								
20	HAMMONDS, Rayshaun	f	0-2	0-0	0-0	0	2	2	5	0	0	0	0	1	8								
34	OGBEIDE, Derek	f	6-8	0-0	2-4	3	5	8	2	14	0	1	0	0	25								
00	JACKSON II, William	g	1-9	1-6	0-0	0	5	5	0	3	5	1	0	2	35								
02	HARRIS, Jordan		5-6	2-3	0-0	0	1	1	0	12	2	2	0	0	28								
03	PARKER, Juwan		4-11	4-4	6-7	3	8	11	0	18	3	1	1	1	26								
04	CRUMP, Tyree		0-0	0-0	0-0	0	0	0	0	0	0	0	0	0	3								
10	HIGHTOWER, Teshaun		0-1	0-1	0-0	0	1	1	0	0	2	0	0	0	5								
32	EDWARDS, Mike		0-0	0-0	0-0	0	0	0	1	0	0	0	1	0	3								
33	CLAXTON, Nicolas		2-4	0-1	2-3	1	2	3	1	6	1	2	2	0	17								
Team						0	2	2															
Totals			24-57	7-19	16-22	12	29	41	12	71	16	12	6	4	200								
FG % 1st Half: 15-28 53.6%		2nd half: 9-29 31.0%		Game: 24-57 42.1%		Deadball Rebounds 3																	
3FG % 1st Half: 3-8 37.5%		2nd half: 4-11 36.4%		Game: 7-19 36.8%																			
FT % 1st Half: 6-8 75.0%		2nd half: 10-14 71.4%		Game: 16-22 72.7%																			

Officials: Doug Simmons, Olandis Poole, James Breeding
Technical fouls: Ole Miss-None. Georgia-None.
Attendance: 7515

Score by periods	1st	2nd	Total
Ole Miss	31	29	60
Georgia	39	32	71

Points	In Paint	Off T/O	2nd Chance	Fast Break	Bench
OM	30	11	11	10	27
UGA	28	10	8	4	36

Last FG - OM 2nd-01:38, UGA 2nd-00:54.
Largest lead - OM by 4 1st-14:50, UGA by 16 2nd-04:39.
OM led for 06:52, UGA led for 32:16. Game was tied for 00:52.

Score tied - 2 times.
Lead changed - 4 times.



Hometown: Advance, Mo.
Last School: Three Rivers C.C.

- Known as the funniest guy on the team
- Played in four games last season, his first as a Rebel

2017-18 GAME-BY-GAME STATISTICS

Date	Opponent	Min	FG	3-pt	FT	Pts	Rebs	A	TO	B	S
11-10	Louisiana	DNP									
11-13	Eastern Kentucky	DNP									
11-17	Georgia State	DNP									
11-20	Utah	DNP									
11-22	Rice	DNP									
11-28	South Dakota State	DNP									
12-2	Virginia Tech	DNP									
12-9	Middle Tennessee	DNP									
12-13	Sam Houston State	DNP									
12-16	Illinois State	DNP									
12-19	Texas A&M-CC	DNP									
12-22	Bradley	1	0-0	0-0	0-0	0	0	0	0	0	0
12-31	South Carolina	DNP									
1-3	Georgia	DNP									

TOTALS

1	0-0	0-0	0-0	0	0	0	0	0	0
---	-----	-----	-----	---	---	---	---	---	---

* Indicates start

Home game in bold

CAREER HIGHS

POINTS	THREE-POINTERS
REBOUNDS	ASSISTS
FIELD GOALS	STEALS
FREE THROWS	BLOCKS

CAREER STATISTICS

YEAR	G-GS	MIN/AVG	FG-FGA	PCT	3P-3PA	PCT	FT-FTA	PCT	REB-AVG	A	TO	B	S	PTS/AVG
2016-17	4-0	6/1.5	1-2	.500	0-0	.000	0-0	.000	0-0	0	0	0	0	2/0.5
2017-18	1-0	1/1.0	0-0	.000	0-0	.000	0-0	.000	0-0	0	0	0	0	0/0
TOTAL	5-0	6/1.2	1-2	.500	0-0	.000	0-0	.000	0-0	0	0	0	0	2/0.4



#1 DEANDRE BURNETT

6-2 • 192 • SR • G

Hometown: Miami, Fla.
Last School: Miami (Fla.)

Burnett Facts

- Nickname is “Dre”
- 929 career points
- First Team Preseason All-SEC (Coaches), Second Team Preseason All-SEC (Media)
- On pace to rank 2nd in Ole Miss history in career free throw percentage
- Brother is Minnesota Vikings running back Dalvin Cook

2017-18 GAME-BY-GAME STATISTICS

Date	Opponent	Min	FG	3-pt	FT	Pts	Rebs	A	TO	B	S
11-10	Louisiana	26	6-9	0-2	5-6	17	0	3	1	0	0
11-13	Eastern Kentucky	23	4-8	4-5	5-6	17	1	0	1	0	0
11-17	Georgia State	24	0-6	0-4	7-9	7	1	6	1	0	0
11-20	Utah	26	7-11	5-6	2-2	21	4	1	3	0	1
11-22	Rice*	32	6-12	3-9	3-4	18	5	8	1	0	1
11-28	South Dakota State*	38	5-12	2-5	7-9	19	1	6	0	0	0
12-2	Virginia Tech*	34	4-14	1-5	2-2	11	0	7	1	0	1
12-9	Middle Tennessee	28	1-7	1-3	6-6	9	0	4	2	0	0
12-13	Sam Houston State	22	4-8	1-4	3-4	12	4	6	4	0	0
12-16	Illinois State	30	5-14	2-9	7-7	19	1	7	1	0	1
12-19	Texas A&M-CC*	24	2-6	1-4	8-9	13	3	8	4	0	0
12-22	Bradley*	26	3-4	2-2	2-2	10	3	2	1	0	1
12-31	South Carolina*	33	3-12	3-7	9-14	18	1	6	1	0	1
1-3	Georgia*	21	2-7	0-3	0-0	4	2	3	3	0	0
TOTALS		387	52-130	25-68	66-80	195	26	67	24	0	6

* Indicates start
Home game in bold

CAREER HIGHS

POINTS 41 vs. Oral Roberts (11/18/16)	THREE-POINTERS 9 vs. Oral Roberts (11/18/16)
REBOUNDS 5, 2x, MR: vs. Rice (11/22/17)	ASSISTS 8, 2x, MR: vs. Rice (11/22/17)
FIELD GOALS 12 vs. Oral Roberts (11/18/16)	STEALS 4 vs. Mississippi State (1/31/17)
FREE THROWS 14 vs. Murray State (12/15/16)	BLOCKS 2, 2x, MR: at Arkansas (2/18/17)

CAREER STATISTICS

YEAR	G-GS	MIN/AVG	FG-FGA	PCT	3P-3PA	PCT	FT-FTA	PCT	REB-AVG	A	TO	B	S	PTS/AVG
2016-17	33-27	990/30.0	139-391	.355	73-194	.376	192-218	.881	70-2.12	104	94	6	34	543/16.5
2017-18	14-7	387/27.6	52-130	.400	25-68	.368	66-80	.825	26-1.86	67	24	0	6	195/13
TOTAL	47-34	1377/29.3	191-521	.367	98-262	.374	258-298	.866	96-2.04	171	118	6	40	738/15.7



6-4 • 210 • GR • G

Hometown: Memphis, Tenn.
Last School: Memphis

- In his first season as a Rebel, currently leads the team in minutes played
- 904 career points
- Graduate transfer from Memphis, pursuing his master's degree in criminal justice
- Averaged 12.8 ppg at Memphis and led the team with 42 three-pointers last season

2017-18 GAME-BY-GAME STATISTICS

[illegible]

* Indicates start

Home game in bold

CAREER HIGHS

POINTS

19 vs. South Dakota State (11/28/17)

REBOUNDS

9 vs. Louisiana (11/10/17)

FIELD GOALS

7 vs. South Dakota State (11/28/17)

FREE THROWS

9 vs. Georgia State (11/17/17)

THREE-POINTERS

4 vs. Sam Houston State (12/14/17)

ASSISTS

5 vs. Eastern Kentucky (11/13/17)

STEALS

5 vs. Utah (11/20/17)

BLOCKS

2 vs. Illinois State (12/16/17)

CAREER STATISTICS

YEAR	G-GS	MIN/AVG	FG-FGA	PCT	3P-3PA	PCT	FT-FTA	PCT	REB-AVG	A	TO	B	S	PTS/AVG
2017-18	14-13	427/30.5	49-122	.402	17-58	.293	37-51	.725	52-3.71	30	14	5	17	152/10.9
TOTAL	14-13	427/30.5	49-122	.402	17-58	.293	37-51	.725	52-3.71	30	14	5	17	152/10.9



#20 D.C. DAVIS

5-11 • 175 • JR • G

Hometown: Purvis, Miss.

Last School: Jones County JC

Davis Facts

- Earned All-MACJC second team honors last season at Jones County JC after averaging 15.9 ppg
- Played two seasons under current assistant coach Rahim Lockhart and was teammates at Jones with current Rebel Bruce Stevens
- Made 63 threes in 27 games, shooting 48 percent from the field last season

2017-18 GAME-BY-GAME STATISTICS

[illegible]

* Indicates start

Home game in bold

CAREER HIGHS

POINTS

1 vs. Texas A&M-Corpus Christi (12/19/17)

REBOUNDS

FIELD GOALS

1998 1999 2000

FREE THROWS

1 vs. Texas A&M-Corpus Christi (12/19/17)

THREE-POINTERS

1000 1000 1000

ASSISTS

1 vs. Texas A&M-Corpus Christi (12/19/17)

STEALS

1 vs. Texas A&M-Corpus Christi (12/19/17)

BLOCKS

■■■■

CAREER STATISTICS

YEAR	G-GS	MIN/AVG	FG-FGA	PCT	3P-3PA	PCT	FT-FTA	PCT	REB-AVG	A	TO	B	S	PTS/AVG
2017-18	3-1	11/3.7	0-1	.000	0-0	.000	1-2	.500	0-0	1	2	0	1	1/0.3
TOTAL	3-1	11/3.7	0-1	.000	0-0	.000	1-2	.500	0-0	1	2	0	1	1/0.3



#3 TERENCE DAVIS

6-4 • 201 • JR • G

Hometown: Southaven, Miss.
High School: Southaven

Davis Facts

- Nickname is “TD”
- 10 career 20-point games
- Second team Preseason All-SEC (coaches, media)
- Most career points on the team, also ranking 12th among active SEC players

2017-18 GAME-BY-GAME STATISTICS

Date	Opponent	Min	FG	3-pt	FT	Pts	Rebs	A	TO	B	S
11-10	Louisiana*	27	6-13	2-6	7-10	21	7	4	4	1	1
11-13	Eastern Kentucky	23	6-12	3-8	1-2	16	6	2	1	0	2
11-17	Georgia State*	28	8-13	5-10	3-3	24	6	1	5	3	1
11-20	Utah*	28	3-9	1-4	3-4	10	4	3	6	0	2
11-22	Rice*	17	6-10	3-7	0-0	15	3	2	1	1	2
11-28	South Dakota State*	28	10-19	2-7	0-1	22	9	4	5	0	1
12-2	Virginia Tech*	31	6-17	4-11	1-2	17	7	5	1	2	0
12-9	Middle Tennessee*	31	3-9	2-6	2-2	10	8	3	2	0	1
12-13	Sam Houston State*	29	2-9	1-5	0-0	5	7	4	2	1	1
12-16	Illinois State*	35	7-15	1-4	2-2	17	9	2	3	2	0
12-19	Texas A&M-CC	21	4-7	3-6	0-0	11	5	2	5	3	0
12-22	Bradley	26	9-14	6-8	1-2	25	1	1	2	0	2
12-31	South Carolina	19	1-4	0-2	2-2	4	5	4	3	1	2
1-3	Georgia	20	2-11	0-6	0-0	4	3	1	0	0	0
TOTALS		363	73-162	33-90	22-30	201	80	38	40	14	15

* Indicates start
Home game in bold

CAREER HIGHS

POINTS 33 vs. LSU (2/14/17)	THREE-POINTERS 6, 2x, MR: vs. Bradley (12/22/17)
REBOUNDS 12 at Virginia Tech (12/11/16)	ASSISTS 5 vs. Virginia Tech (12/2/17)
FIELD GOALS 13 vs. LSU (2/14/17)	STEALS 3, 3x, MR: vs. LSU (2/14/17)
FREE THROWS 8 at Vanderbilt (2/4/17)	BLOCKS 3, 4x, MR: vs. Texas A&M-Corpus Christi (12/19/17)

CAREER STATISTICS

YEAR	G-GS	MIN/AVG	FG-FGA	PCT	3P-3PA	PCT	FT-FTA	PCT	REB-AVG	A	TO	B	S	PTS/AVG
2015-16	20-0	131/6.6	13-30	.433	3-11	.273	7-19	.368	18-0.9	6	5	2	7	36/1.8
2016-17	36-27	911/25.3	200-415	.482	49-147	.333	86-119	.723	190-5.3	63	74	18	50	535/14.9
2017-18	14-9	363/25.9	73-162	.451	33-90	.367	22-30	.733	80-5.71	38	40	14	15	201/14.4
TOTAL	70-36	1405/20.1	268-607	.471	85-248	.343	115-168	.685	288-4.11	107	119	34	72	772/11.0



#50 JUSTAS FURMANAVICIUS

6-7 • 210 • SR • F

Hometown: Kaunas, Lithuania
Last School: Three Rivers C.C.

Furmanavicius Facts

- Has played in every game since arriving on campus (50 games)
- Started 17 games last year in his first season as a Rebel
- Spent two seasons at Three Rivers C.C.

2017-18 GAME-BY-GAME STATISTICS

Date	Opponent	Min	FG	3-pt	FT	Pts	Rebs	A	TO	B	S
11-10	Louisiana	10	0-0	0-0	0-0	0	1	0	0	3	0
11-13	Eastern Kentucky	18	1-1	0-0	2-2	4	2	0	0	0	1
11-17	Georgia State	11	0-0	0-0	0-0	0	2	0	1	0	0
11-20	Utah	19	3-4	0-1	1-2	7	3	0	2	1	0
11-22	Rice	23	4-4	1-1	0-0	9	3	0	0	0	2
11-28	South Dakota State*	11	0-1	0-1	1-2	1	1	0	0	0	0
12-2	Virginia Tech*	18	0-1	0-1	2-2	2	3	0	0	1	0
12-9	Middle Tennessee	15	1-1	0-0	0-0	2	4	0	1	1	0
12-13	Sam Houston State	22	3-3	2-2	0-0	8	7	0	1	1	1
12-16	Illinois State	25	0-1	0-0	0-0	0	3	0	1	1	1
12-19	Texas A&M-CC*	28	5-8	5-8	0-0	15	6	2	1	2	1
12-22	Bradley*	33	1-3	1-3	1-1	4	8	2	2	2	1
12-31	South Carolina*	19	1-3	0-0	3-4	5	1	0	0	0	1
1-3	Georgia	21	1-3	1-1	0-0	3	5	0	0	2	0



#11 ERIC HORN

6-7 • 185 • SO • F

Hometown: Los Gatos, Calif.
Last School: Cuesta College

Horn Facts

- Played in 27 games and made nine starts for Cuesta last year, averaging 2.8 points and 4.1 rebounds per game
- While at Leigh High School, finished his career ranked third in school history in scoring
- Traveled to China for service work and spent time playing basketball with the local children

2017-18 GAME-BY-GAME STATISTICS

Date	Opponent	Min	FG	3-pt	FT	Pts	Rebs	A	TO	B	S
11-10	Louisiana	DNP									
11-13	Eastern Kentucky	DNP									
11-17	Georgia State	DNP									
11-20	Utah	DNP									
11-22	Rice	DNP									
11-28	South Dakota State	DNP									
12-2	Virginia Tech	DNP									
12-9	Middle Tennessee	DNP									
12-13	Sam Houston State	DNP									
12-16	Illinois State	DNP									
12-19	Texas A&M-CC	DNP									
12-22	Bradley	1	0-0	0-0	0-0	0	1	0	0	0	0
12-31	South Carolina	DNP									
1-3	Georgia	DNP									



#2 MARCANVIS HYMON

6-7 • 220 • SR • F

Hometown: Memphis, Tenn.
High School: Whitehaven

Hymon Facts

- Nickname is “KG”
- Ranks 10th in Ole Miss history in career blocks
- Only fourth-year Rebel on the team
- Three career double-doubles

2017-18 GAME-BY-GAME STATISTICS

Date	Opponent	Min	FG	3-pt	FT	Pts	Rebs	A	TO	B	S
11-10	Louisiana*	32	5-7	0-0	2-3	12	13	0	1	1	1
11-13	Eastern Kentucky*	24	3-6	0-0	2-4	8	10	3	0	3	0
11-17	Georgia State*	21	1-2	0-0	0-0	2	4	3	0	1	1
11-20	Utah*	23	1-2	0-0	0-0	2	4	0	1	0	0
11-22	Rice*	24	3-5	0-0	1-4	7	9	0	1	3	1
11-28	South Dakota State*	28	3-4	0-0	0-2	6	11	5	0	2	3
12-2	Virginia Tech*	21	2-2	0-0	1-3	5	3	0	2	2	0
12-9	Middle Tennessee*	31	6-6	0-0	0-0	12	3	1	2	2	1
12-13	Sam Houston State*	26	2-5	0-0	1-4	5	9	1	1	1	1
12-16	Illinois State*	18	4-6	0-0	3-6	11	7	0	1	1	0
12-19	Texas A&M-CC	13	2-4	0-0	0-0	4	1	0	0	1	0
12-22	Bradley	15	0-1	0-0	0-0	0	4	1	0	0	0
12-31	South Carolina	22	3-4	0-0	1-1	7	4	1	0	2	0
1-3	Georgia	16	1-4	0-0	0-0	2	5	0	0	0	0



5-10 • 165 • R-FR • G

Hometown: Morgantown, W. Va.
High School: Morgantown

Morgano Facts

- Redshirted last season
- Named honorable mention all-state as a high school senior
- Led Morgantown to a 27-0 record and Class AAA State Championship, the first state title in the school's 103-year history

2017-18 GAME-BY-GAME STATISTICS

[illegible]

* Indicates start

Home game in bold

CAREER HIGHS

POINTS	THREE-POINTERS
REBOUNDS	ASSISTS
FIELD GOALS	STEALS
FREE THROWS	BLOCKS

CAREER STATISTICS

YEAR	G-GS	MIN/AVG	FG-FGA	PCT	3P-3PA	PCT	FT-FTA	PCT	REB-AVG	A	TO	B	S	PTS/AVG
2017-18	1-0	1/1.0	0-0	.000	0-0	.000	0-0	.000	0-0	0	1	0	0	0/0
TOTAL	1-0	1/1.0	0-0	.000	0-0	.000	0-0	.000	0-0	0	1	0	0	0/0



#13 DOMINIK OLEJNICZAK

7-0 • 255 • SO • C

Hometown: Torun, Poland
Last School: Drake

Olejniczak Facts

- First 7-footer at Ole Miss during the Andy Kennedy era
- Redshirted last season after transferring from Drake where he averaged 6.5 points and 4.1 rebounds as a freshman
- Played for the Polish National Team at the FIBA U20 European Championships in the summer of 2016
- Chose Ole Miss over Arizona, California and Colorado

2017-18 GAME-BY-GAME STATISTICS

Date	Opponent	Min	FG	3-pt	FT	Pts	Rebs	A	TO	B	S
11-10	Louisiana*	23	1-2	0-0	0-2	2	4	2	1	1	0
11-13	Eastern Kentucky*	22	3-5	0-0	0-0	6	3	2	2	0	1
11-17	Georgia State*	14	2-3	0-0	1-2	5	2	1	1	1	0
11-20	Utah*	16	0-1	0-0	2-2	2	3	0	2	0	0
11-22	Rice	8	1-2	0-0	0-0	2	0	0	1	0	0
11-28	South Dakota State	6	0-2	0-0	0-0	0	0	0	1	0	0
12-2	Virginia Tech	9	1-2	0-0	0-0	2	3	0	2	0	0
12-9	Middle Tennessee	9	1-3	0-0	0-0	2	0	1	0	0	0
12-13	Sam Houston State	10	3-3	0-0	0-0	6	4	1	0	0	0
12-16	Illinois State	3	0-0	0-0	1-2	1	0	0	0	0	0
12-19	Texas A&M-CC*	24	6-7	0-0	3-4	15	1	1	1	3	2
12-22	Bradley*	16	3-6	0-0	0-0	6	2	1	1	2	2
12-31	South Carolina*	13	0-0	0-0	0-0	0	2	0	1	2	0
1-3	Georgia*	24	3-5	0-0	0-0	6	7	0	1	0	0



#0 DEVONTAE SHULER

6-2 • 192 • FR • G

Hometown: Irmo, S.C.
High School: Oak Hill Academy

Shuler Facts

- 4-star guard rated the No. 100 player in the nation by 247 Sports and Scout.com
- Named the top shooting guard signee in the SEC by HoopsSeen.com
- Held lead perennial powerhouse Oak Hill Academy to a national championship as a junior
- Chose Ole Miss over Miami (Fla.), Oklahoma State, South Carolina and USC

2017-18 GAME-BY-GAME STATISTICS

Date	Opponent	Min	FG	3-pt	FT	Pts	Rebs	A	TO	B	S
11-10	Louisiana	16	5-7	3-6	0-0	14	2	3	2	0	0
11-13	Eastern Kentucky*	23	5-12	2-6	0-0	12	1	1	2	0	1
11-17	Georgia State	24	3-7	1-4	0-0	7	2	1	1	0	0
11-20	Utah	17	4-9	0-3	1-1	9	1	0	0	0	4
11-22	Rice*	28	4-10	3-7	2-2	13	5	2	3	0	2
11-28	South Dakota State	33	8-14	1-6	2-2	19	3	1	1	0	3
12-2	Virginia Tech	22	3-9	0-3	0-1	6	4	0	0	0	1
12-9	Middle Tennessee	9	0-3	0-1	0-0	0	0	0	0	0	0
12-13	Sam Houston State	19	4-9	2-6	4-4	14	1	2	1	0	0
12-16	Illinois State	19	1-5	1-3	0-0	3	1	3	1	0	3
12-19	Texas A&M-CC*	25	2-7	2-4	0-0	6	6	2	2	1	2
12-22	Bradley*	16	2-8	1-5	0-0	5	6	1	1	0	1
12-31	South Carolina*	20	2-7	2-5	0-0	6	1	1	0	0	1
1-3	Georgia*	22	5-11	1-5	0-0	11	3	1	1	0	4

TOTALS	293	48-118	20-64	9-10	125	36	17	14	1	22
--------	-----	--------	-------	------	-----	----	----	----	---	----

* Indicates start
Home game in bold

CAREER HIGHS

POINTS 19 vs. South Dakota State (11/28/17)	THREE-POINTERS 3, 2x, MR: vs. Rice (11/22/17)
REBOUNDS 6, 2x, MR: vs. Bradley (12/22/17)	ASSISTS 3, 2x, MR: vs. Illinois State (12/16/17)
FIELD GOALS 8 vs. South Dakota State (11/28/17)	STEALS 4, 2x, MR at Georgia (1/2/18)
FREE THROWS 2, 2x MR vs. South Dakota State (11/28/17)	BLOCKS 1 vs. Texas A&M-Corpus Christi (12/19/17)

CAREER STATISTICS

YEAR	G-GS	MIN/AVG	FG-FGA	PCT	3P-3PA	PCT	FT-FTA	PCT	REB-AVG	A	TO	B	S	PTS/AVG
2017-18	14-6	293/20.9	48-118	.407	20-64	.313	9-10	.900	36-2.57	17	14	1	22	125/8.9
TOTAL	14-6	293/20.9	48-118	.407	20-64	.313	9-10	.900	36-2.57	17	14	1	22	125/8.9



6-11 • 245 • R-FR • F

Hometown: Riga, Latvia
Last School: WEF Skola

Silins Facts

- Out indefinitely after undergoing knee surgery
- Played in eight games last season before missing the remainder of the season due to a torn ACL, earning a medical redshirt
- Was a member of the Latvian U18 National Team

2017-18 GAME-BY-GAME STATISTICS

Date	Opponent	Min	FG	3-pt	FT	Pts	Rebs	A	TO	B	S
11-10	Louisiana	DNP									
11-13	Eastern Kentucky	DNP									
11-17	Georgia State	DNP									
11-20	Utah	DNP									
11-22	Rice	DNP									
11-28	South Dakota State	DNP									
12-2	Virginia Tech	DNP									
12-9	Middle Tennessee	DNP									
12-13	Sam Houston State	DNP									
12-16	Illinois State	DNP									
12-19	Texas A&M-CC	DNP									
12-22	Bradley	DNP									
12-31	South Carolina	DNP									
1-3	Georgia	DNP									

TOTALS

* Indicates start

Home game in bold

CAREER HIGHS

POINTS	THREE-POINTERS
REBOUNDS	ASSISTS
FIELD GOALS	STEALS
FREE THROWS	BLOCKS

CAREER STATISTICS

YEAR	G-GS	MIN/AVG	FG-FGA	PCT	3P-3PA	PCT	FT-FTA	PCT	REB-AVG	A	TO	B	S	PTS/AVG
2016-17	8-0	39/4.9	1-3	.333	0-0	.000	2-4	.500	3-2	0	2	1	1	4/0.5
2017-18	0-0	0/0	0-0	.000	0-0	.000	0-0	.000	0-0	0	0	0	0	0/0
TOTAL	8-0	39/4.9	1-3	.333	0-0	.000	2-4	.500	3-2	0	2	1	1	4/0.5



6-8 • 252 • JR • F

Hometown: Louin, Miss.
Last School: Jones County JC

- Scored 27 points versus Illinois State, the most by a Rebel in any game this season.

- No. 6 junior college player according to JUCORecruiting.com

- Earned NJCAA first team All-America honors as a sophomore, averaging 16.2 points and 11.6 rebounds per game

2017-18 GAME-BY-GAME STATISTICS

[illegible]

* Indicates start

Home game in bold

CAREER HIGHS

POINTS

27 vs. Illinois State (12/16/17)

REBOUNDS

9 vs. Louisiana (11/10/17)

FIELD GOALS

7 vs. Illinois State (12/16/17)

FREE THROWS

13 vs. Illinois State (12/16/17)

THREE-POINTERS

1 vs. Utah (11/20/17)

ASSISTS

3. 2x, MR: Texas A&M-Corpus Christi (12/19/17)

STEALS

1, 6x, MR: vs. South Carolina (12/31/17)

BLOCKS

2, 3x, MR: vs. South Carolina (12/31/17)

CAREER STATISTICS

YEAR	G-GS	MIN/AVG	FG-FGA	PCT	3P-3PA	PCT	FT-FTA	PCT	REB-AVG	A	TO	B	S	PTS/AVG
2017-18	14-3	282/20.1	42-80	.525	1-14	.071	40-57	.702	67-4.79	14	14	11	6	125/8.9
TOTAL	14-3	282/20.1	42-80	.525	1-14	.071	40-57	.702	67-4.79	14	14	11	6	125/8.9



6-2 • 192 • SO • G

Hometown: Somerset, N.J.
High School: St. Joseph's

Tyree Facts

- Serves as Vice-Chair of the SEC Men's Basketball Leadership Council
- Averaged 9.3 ppg in SEC play last season.
- Tore his ACL heading into his freshman season, but bounced back to start the final 20 games of the 2016-17 campaign

2017-18 GAME-BY-GAME STATISTICS

Date	Opponent	Min	FG	3-pt	FT	Pts	Rebs	A	TO	B	S
11-10	Louisiana*	19	4-10	0-4	2-2	10	1	2	2	0	3
11-13	Eastern Kentucky*	25	3-8	1-1	0-0	7	1	5	0	0	1
11-17	Georgia State*	26	3-8	3-5	0-2	9	3	0	0	0	1
11-20	Utah*	19	4-7	1-3	1-1	10	1	1	1	1	2
11-22	Rice	19	1-5	1-2	0-0	3	4	4	2	0	0
11-28	South Dakota State	25	2-5	0-2	4-6	8	1	0	1	0	0
12-2	Virginia Tech*	34	6-14	2-6	3-5	17	8	5	4	1	1
12-9	Middle Tennessee*	20	2-7	2-5	0-0	6	2	4	1	1	0
12-13	Sam Houston State*	24	1-5	0-3	1-2	3	1	3	2	0	0
12-16	Illinois State*	31	5-15	3-7	1-2	14	3	6	1	1	1
12-19	Texas A&M-CC	18	4-5	2-3	1-2	11	0	5	0	0	0
12-22	Bradley	16	2-3	0-0	1-2	5	0	3	5	0	0
12-31	South Carolina	18	1-5	0-1	5-6	7	4	2	1	0	0
1-3	Georgia	26	7-15	3-4	0-0	17	3	0	2	0	2

TOTALS	320	45-112	18-46	19-30	127	33	40	23	4	11
--------	-----	--------	-------	-------	-----	----	----	----	---	----

* Indicates start

Home game in bold

CAREER HIGHS

POINTS

24 at Mississippi State (2/21/17)

REBOUNDS

8 vs. Virginia Tech (12/2/17)

FIELD GOALS

9 at Mississippi State (2/21/17)

FREE THROWS

7 vs. Tennessee (1/17/17)

THREE-POINTERS

3, 4x, MR: at Gerogia (1/6/18)

ASSISTS

6, 2x, MR: vs. Illinois State (12/16/17)

STEALS

3 vs. Louisiana (11/10/17)

BLOCKS

1, 4x, MR: vs. Illinois State (12/16/17)

CAREER STATISTICS

YEAR	G-GS	MIN/AVG	FG-FGA	PCT	3P-3PA	PCT	FT-FTA	PCT	REB-AVG	A	TO	B	S	PTS/AVG
2016-17	34-23	651/19.1	85-228	.373	27-87	.310	52-74	.703	64-1.88	65	71	0	22	249/7.3
2017-18	14-8	320/22.9	45-112	.402	18-46	.391	19-30	.633	33-2.36	40	23	4	11	127/9.1
TOTAL	48-31	971/20.2	130/340	.382	45-133	.338	71-104	.683	97-2.02	105	94	4	33	376/7.8



6-3 • 185 • FR • G

Hometown: Kiev, Ukraine
Last School: GBA Prague

Tyrtyshnik Facts

- Nickname is “Mouse”
- As a 19-year old, played for Ukraine at the FIBA U20 European Championships this past summer in Crete, Greece
- Spent last season at GBA Prague, a prep school in the Czech Republic
- His father was a high jumper who competed in the 1996 Olympics in Atlanta

2017-18 GAME-BY-GAME STATISTICS

[illegible]

* Indicates start

CAREER HIGHS

POINTS

REBOUNDS

1, 2x, MR: vs. Bradley (12/22/17)

FIELD GOALS

FREE THROWS

THREE-POINTERS

ASSISTS

STEALS

BLOCKS

CAREER STATISTICS

YEAR	G-GS	MIN/AVG	FG-FGA	PCT	3P-3PA	PCT	FT-FTA	PCT	REB-AVG	A	TO	B	S	PTS/AVG
2017-18	3-0	5/1.7	0-3	.000	0-2	.000	0-0	.000	2-0.7	0	0	0	0	0/0.0
TOTAL	3-0	5/1.7	0-3	.000	0-2	.000	0-0	.000	2-0.7	0	0	0	0	0/0.0



2017-18 Ole Miss Basketball
Ole Miss Combined Team Statistics (as of Jan 03, 2018)
All games



RECORD:	OVERALL	HOME	AWAY	NEUTRAL
ALL GAMES	8-6	7-3	0-2	1-1
CONFERENCE	1-1	1-0	0-1	0-0
NON-CONFERENCE	7-5	6-3	0-1	1-1

#	Player	gp-gs	min	avg	Total		3-Point		F-Throw		Rebounds								pts	avg					
					fg-fga	fg%	3fg-fga	3fg%	ft-fa	ft%	off	def	tot	avg	pf	dq	a	to			blk	stl			
03	Davis,Terence	14-9	363	25.9	73-162	.451	33-90	.367	22-30	.733	17	63	80	5.7	40	4	38	40	14	15	201	14.4			
01	Burnett,Deandre	14-7	387	27.6	52-130	.400	25-68	.368	66-80	.825	6	20	26	1.9	13	0	67	24	0	6	195	13.9			
05	Crawford,Markel	14-13	427	30.5	49-122	.402	17-58	.293	37-51	.725	5	47	52	3.7	32	0	30	14	5	17	152	10.9			
04	Tyree,Breein	14-8	320	22.9	45-112	.402	18-46	.391	19-30	.633	8	25	33	2.4	24	0	40	23	4	11	127	9.1			
12	Stevens,Bruce	14-3	282	20.1	42-80	.525	1-14	.071	40-57	.702	19	48	67	4.8	34	1	14	14	11	6	125	8.9			
00	Shuler,Devontae	14-6	293	20.9	48-118	.407	20-64	.313	9-10	.900	12	24	36	2.6	15	0	17	14	1	22	125	8.9			
02	Hymon,Marcanvis	14-10	314	22.4	36-58	.621	0-0	.000	11-27	.407	30	57	87	6.2	41	2	15	9	19	8	83	5.9			
50	Furmanavicius,Justas	14-5	273	19.5	20-33	.606	10-18	.556	10-13	.769	20	29	49	3.5	27	0	4	9	14	8	60	4.3			
13	Olejniczak,Dominik	14-8	197	14.1	24-41	.585	0-0	.000	7-12	.583	9	22	31	2.2	30	1	9	14	9	5	55	3.9			
20	Davis,D.C.	3-1	11	3.7	0-1	.000	0-1	.000	1-2	.500	0	0	0	0.0	0	0	1	2	0	1	1	0.3			
34	Tyrtysnik,Ilya	3-0	5	1.7	0-3	.000	0-2	.000	0-0	.000	0	2	2	0.7	0	0	0	1	0	0	0	0.0			
10	Morgano,Antonio	1-0	1	1.0	0-0	.000	0-0	.000	0-0	.000	0	0	0	0.0	0	0	0	1	0	0	0	0.0			
11	Horn,Eric	1-0	1	1.0	0-0	.000	0-0	.000	0-0	.000	0	1	1	1.0	0	0	0	0	0	0	0	0.0			
24	Below,Lane	1-0	1	1.0	0-0	.000	0-0	.000	0-0	.000	0	0	0	0.0	0	0	0	0	0	0	0	0.0			
Team											30	31	61											1	
Total.....		14	2875		389-860	.452	124-361	.343	222-312	.712	156	369	525	37.5	256	8	235	166	77	99	1124	80.3			
Opponents.....		14	2875		363-861	.422	124-332	.373	209-288	.726	165	369	534	38.1	279	-	229	189	36	77	1059	75.6			

TEAM STATISTICS	OM	OPP	Date	Opponent	Score	Att.
SCORING	1124	1059	11/10/17	LOUISIANA	w 94-76	8302
Points per game	80.3	75.6	11/13/17	EASTERN KENTUCKY	w 85-75	7042
Scoring margin	+4.6	-	11/17/17	GEORGIA STATE	w 77-72	6835
FIELD GOALS-ATT	389-860	363-861	11/20/17	vs Utah	L 74-83	8107
Field goal pct	.452	.422	11/22/17	vs Rice	w 79-62	0
3 POINT FG-ATT	124-361	124-332	11/28/17	SOUTH DAKOTA STATE	Lot 97-99	6014
3-point FG pct	.343	.373	12/2/17	VIRGINIA TECH	Lot 80-83	6297
3-pt FG made per game	8.9	8.9	12/09/17	at Middle Tennessee	L 58-77	8806
FREE THROWS-ATT	222-312	209-288	12/13/17	SAM HOUSTON STATE	w 82-69	5054
Free throw pct	.712	.726	12/16/17	ILLINOIS STATE	Lot 97-101	6309
F-Throws made per game	15.9	14.9	12/19/17	TEXAS A&M-CORPUS CHR	w 85-63	6102
REBOUNDS	525	534	12/22/17	BRADLEY	w 82-59	7993
Rebounds per game	37.5	38.1	* 12/31/17	SOUTH CAROLINA	w 74-69	5849
Rebounding margin	-0.6	-	* 01/03/18	at Georgia	L 60-71	7515
ASSISTS	235	229				
Assists per game	16.8	16.4				
TURNOVERS	166	189				
Turnovers per game	11.9	13.5				
Turnover margin	+1.6	-				
Assist/turnover ratio	1.4	1.2				
STEALS	99	77				
Steals per game	7.1	5.5				
BLOCKS	77	36				
Blocks per game	5.5	2.6				
ATTENDANCE	65797	24428				
Home games-Avg/Game	10-6580	2-8160				
Neutral site-Avg/Game	-	2-4054				

* - Conference game

Score by Periods	1st	2nd	OT	Totals
Ole Miss	525	566	33	1124
Opponents	508	509	42	1059



2017-18 Ole Miss Basketball
Ole Miss Combined Team Statistics (as of Jan 03, 2018)
Conference games only



RECORD:	OVERALL	HOME	AWAY	NEUTRAL
ALL GAMES	1-1	1-0	0-1	0-0
CONFERENCE	1-1	1-0	0-1	0-0
NON-CONFERENCE	0-0	0-0	0-0	0-0

#	Player	gp-gs	min	avg	Total		3-Point		F-Throw		Rebounds				pf	dq	a	to	blk	stl	pts	avg
					fg-fga	fg%	3fg-fga	3fg%	ft-fa	ft%	off	def	tot	avg								
05	Crawford,Markel	2-2	61	30.5	7-19	.368	4-11	.364	8-9	.889	1	7	8	4.0	6	0	2	2	0	3	26	13.0
04	Tyree,Breein	2-0	44	22.0	8-20	.400	3-5	.600	5-6	.833	1	6	7	3.5	4	0	2	3	0	2	24	12.0
01	Burnett,Deandre	2-2	54	27.0	5-19	.263	3-10	.300	9-14	.643	0	3	3	1.5	3	0	9	4	0	1	22	11.0
00	Shuler,Devontae	2-2	42	21.0	7-18	.389	3-10	.300	0-0	.000	1	3	4	2.0	1	0	2	1	0	5	17	8.5
12	Stevens,Bruce	2-0	45	22.5	6-9	.667	0-2	.000	2-3	.667	2	5	7	3.5	9	1	0	2	3	1	14	7.0
02	Hymon,Marcanvis	2-0	38	19.0	4-8	.500	0-0	.000	1-1	1.000	5	4	9	4.5	5	0	1	0	2	0	9	4.5
03	Davis, Terence	2-0	39	19.5	3-15	.200	0-8	.000	2-2	1.000	0	8	8	4.0	7	1	5	3	1	2	8	4.0
50	Furmanavicius,Justas	2-2	40	20.0	2-6	.333	1-1	1.000	3-4	.750	3	3	6	3.0	4	0	0	0	2	1	8	4.0
13	Olejniczak,Dominik	2-2	37	18.5	3-5	.600	0-0	.000	0-0	.000	2	7	9	4.5	7	0	0	2	2	0	6	3.0
Team											7	4	11					1				
Total.....		2	400		45-119	.378	14-47	.298	30-39	.769	22	50	72	36.0	46	2	21	18	10	15	134	67.0
Opponents.....		2	400		46-115	.400	15-39	.385	33-48	.688	26	58	84	42.0	33	-	32	26	10	6	140	70.0

TEAM STATISTICS	OM	OPP
SCORING	134	140
Points per game	67.0	70.0
Scoring margin	-3.0	-
FIELD GOALS-ATT	45-119	46-115
Field goal pct	.378	.400
3 POINT FG-ATT	14-47	15-39
3-point FG pct	.298	.385
3-pt FG made per game	7.0	7.5
FREE THROWS-ATT	30-39	33-48
Free throw pct	.769	.688
F-Throws made per game	15.0	16.5
REBOUNDS	72	84
Rebounds per game	36.0	42.0
Rebounding margin	-6.0	-
ASSISTS	21	32
Assists per game	10.5	16.0
TURNOVERS	18	26
Turnovers per game	9.0	13.0
Turnover margin	+4.0	-
Assist/turnover ratio	1.2	1.2
STEALS	15	6
Steals per game	7.5	3.0
BLOCKS	10	10
Blocks per game	5.0	5.0
ATTENDANCE	5849	7515
Home games-Avg/Game	1-5849	1-7515
Neutral site-Avg/Game	-	0-0

Date	Opponent		Score	Att.
* 12/31/17	SOUTH CAROLINA	w	74-69	5849
* 01/03/18	at Georgia	L	60-71	7515

* - Conference game

Score by Periods	1st	2nd	Totals
Ole Miss	62	72	134
Opponents	69	71	140



2017-18 Ole Miss Basketball
Ole Miss Team Game-by-Game (as of Jan 03, 2018)
All games



TEAM STATISTICS

Opponent	Date	Score		Total		3-Pointers		Free throws		Rebounds											
				fg-fga	pct	3fg-fga	pct	ft-fa	pct	off	def	tot	avg	pf	a	t/o	blk	stl	pts	avg	
LOUISIANA	11/10/17	94-76	W	33-65	.508	7-21	.333	21-31	.677	16	32	48	48.0	19	17	14	7	6	94	94.0	
EASTERN KENTUCKY	11/13/17	85-75	W	30-63	.476	10-22	.455	15-22	.682	13	20	33	40.5	15	19	8	4	8	85	89.5	
GEORGIA STATE	11/17/17	77-72	W	23-52	.442	9-27	.333	22-30	.733	10	23	33	38.0	22	13	13	6	5	77	85.3	
vs Utah	11/20/17	74-83	L	25-58	.431	8-24	.333	16-21	.762	13	18	31	36.2	23	9	15	4	14	74	82.5	
vs Rice	11/22/17	79-62	W	29-60	.483	12-32	.375	9-14	.643	9	30	39	36.8	18	19	13	4	9	79	81.8	
SOUTH DAKOTA STATE	11/28/17	97-99	Lot	36-72	.500	7-27	.259	18-27	.667	10	31	41	37.5	18	19	10	2	7	97	84.3	
VIRGINIA TECH	12/2/17	80-83	Lot	29-73	.397	9-31	.290	13-24	.542	13	29	42	38.1	28	17	12	7	3	80	83.7	
at Middle Tennessee	12/09/17	58-77	L	20-50	.400	5-18	.278	13-15	.867	5	23	28	36.9	11	15	11	4	3	58	80.5	
SAM HOUSTON STATE	12/13/17	82-69	W	31-60	.517	10-29	.345	10-17	.588	12	31	43	37.6	11	21	11	4	4	82	80.7	
ILLINOIS STATE	12/16/17	97-101	Lot	31-73	.425	7-26	.269	28-37	.757	15	26	41	37.9	19	22	9	8	7	97	82.3	
TEXAS A&M-CORPUS CH	12/19/17	85-63	W	28-52	.538	14-30	.467	15-21	.714	9	25	34	37.5	12	25	15	10	8	85	82.5	
BRADLEY	12/22/17	82-59	W	29-63	.460	12-27	.444	12-14	.857	9	31	40	37.8	14	18	17	7	10	82	82.5	
SOUTH CAROLINA	12/31/17	74-69	W	20-49	.408	8-21	.381	26-33	.788	4	26	30	37.2	23	15	8	7	9	74	81.8	
at Georgia	01/03/18	60-71	L	25-70	.357	6-26	.231	4-6	.667	18	24	42	37.5	23	6	10	3	6	60	80.3	
Ole Miss		1124		389-860	.452	124-361	.343	222-312	.712	156	369	525	37.5	256	235	166	77	99	1124	80.3	
Opponents		1059		363-861	.422	124-332	.373	209-288	.726	165	369	534	38.1	279	229	189	36	77	1059	75.6	

Games played: 14
Points/game: 80.3
FG Pct: 45.2
3FG Pct: 34.3
FT Pct: 71.2

Rebounds/game: 37.5
Assists/game: 16.8
Turnovers/game: 11.9
Assist/turnover ratio: 1.4
Steals/game: 7.1
Blocks/game: 5.5



2017-18 Ole Miss Basketball
Ole Miss Opponent Game-by-Game (as of Jan 03, 2018)
All games



OPPONENT STATISTICS

Opponent	Date	Score		Total		3-Pointers		Free throws		Rebounds											
				fg-fga	pct	3fg-fga	pct	ft-fia	pct	off	def	tot	avg	pf	a	t/o	blk	stl	pts	avg	
LOUISIANA	11/10/17	94-76	W	26-71	.366	8-23	.348	16-23	.696	17	23	40	40.0	23	14	13	2	6	76	76.0	
EASTERN KENTUCKY	11/13/17	85-75	W	26-51	.510	6-12	.500	17-22	.773	5	25	30	35.0	17	10	12	3	4	75	75.5	
GEORGIA STATE	11/17/17	77-72	W	24-53	.453	8-21	.381	16-22	.727	11	24	35	35.0	30	9	16	1	5	72	74.3	
vs Utah	11/20/17	74-83	L	26-55	.473	11-29	.379	20-24	.833	12	24	36	35.2	18	17	16	1	9	83	76.5	
vs Rice	11/22/17	79-62	W	21-63	.333	7-31	.226	13-20	.650	15	23	38	35.8	14	14	13	2	4	62	73.6	
SOUTH DAKOTA STATE	11/28/17	97-99	Lot	35-74	.473	18-41	.439	11-14	.786	11	33	44	37.2	22	22	14	1	5	99	77.8	
VIRGINIA TECH	12/2/17	80-83	Lot	25-57	.439	7-22	.318	26-37	.703	6	35	41	37.7	21	18	14	1	6	83	78.6	
at Middle Tennessee	12/09/17	58-77	L	31-62	.500	7-22	.318	8-9	.889	9	26	35	37.4	14	22	6	4	6	77	78.4	
SAM HOUSTON STATE	12/13/17	82-69	W	26-64	.406	9-23	.391	8-11	.727	9	21	30	36.6	19	19	8	2	5	69	77.3	
ILLINOIS STATE	12/16/17	97-101	Lot	31-73	.425	13-31	.419	26-31	.839	17	32	49	37.8	30	20	15	6	5	101	79.7	
TEXAS A&M-CORPUS CH	12/19/17	85-63	W	26-61	.426	7-14	.500	4-6	.667	10	18	28	36.9	21	19	14	1	6	63	78.2	
BRADLEY	12/22/17	82-59	W	20-62	.323	8-24	.333	11-21	.524	17	27	44	37.5	17	13	22	2	10	59	76.6	
SOUTH CAROLINA	12/31/17	74-69	W	22-58	.379	8-20	.400	17-26	.654	14	29	43	37.9	21	16	14	4	2	69	76.0	
at Georgia	01/03/18	60-71	L	24-57	.421	7-19	.368	16-22	.727	12	29	41	38.1	12	16	12	6	4	71	75.6	
Opponents		1059		363-861	.422	124-332	.373	209-288	.726	165	369	534	38.1	279	229	189	36	77	1059	75.6	
Ole Miss		1124		389-860	.452	124-361	.343	222-312	.712	156	369	525	37.5	256	235	166	77	99	1124	80.3	

Games played: 14
Points/game: 75.6
FG Pct: 42.2
3FG Pct: 37.3
FT Pct: 72.6

Rebounds/game: 38.1
Assists/game: 16.4
Turnovers/game: 13.5
Assist/turnover ratio: 1.2
Steals/game: 5.5
Blocks/game: 2.6