



ARKANSAS RAZORBACKS

1 National Championship » 6 Final Four Appearances » 10 Sweet 16 Appearances » 31 NCAA Tournament Bids

» 2016-17 SCHEDULE »

Overall: 12-3 | SEC: 1-2 | H: 9-1 | A: 1-2 | N: 2-0

NOVEMBER (4-1)

		W/L	SCORE
11	Fort Wayne	SEC Network +	W 92-83
14	Southern Illinois	SEC Network +	W 90-65
18	UT Arlington	SEC Network +	W 71-67
22	at Minnesota	ESPN3	L 85-71
28	Mount St. Mary's	SEC Network +	W 89-76

DECEMBER (7-1)

1	Stephen F. Austin	SEC Network	W 78-62
3	Austin Peay	SEC Network +	W 99-62
6	Houston	SEC Network	W 84-72
10	North Florida	SEC Network	W 91-76
17	Texas*	ESPNU	W 77-74
20	North Dakota St.	SEC Network	W 71-55
22	Sam Houston St.#		W 90-56
29	Florida*	SEC Network	L 81-72

JANUARY (1-1)

3	at Tennessee*	SEC Network	W 82-78
7	at Kentucky*	ESPN	L 97-71
10	Mississippi State*	SEC Network	8 p.m.
14	Missouri*	SEC Network	5 p.m.
17	at Texas A&M*	SEC Network	6 p.m.
21	LSU*	SEC Network	7:30 p.m.
24	at Vanderbilt*	SEC Network	7:30 p.m.
28	at Oklahoma St.%	ESPNU	3 p.m.

FEBRUARY (0-0)

1	Alabama*	SEC Network	6 p.m.
4	at Missouri*	SEC Network	5 p.m.
7	Vanderbilt*	SEC Network	7:30 p.m.
11	at LSU*	SEC Network	7:30 p.m.
15	at South Carolina*	SEC Network	5:30 p.m.
18	Ole Miss*	SEC Network	5 p.m.
22	Texas A&M*	SEC Network	7:30 p.m.
25	at Auburn*	SEC Network	7:30 p.m.

MARCH (0-0)

1	at Florida*	ESPN2	6 p.m.
4	Georgia*	ESPN/2	1 p.m.
8-12	SEC Tournament	Nashville, Tenn.	

All times Central and subject to change
at Verizon Arena (North Little Rock, Ark.)
^ Lone Star Shootout (Houston, Texas)
% Big12/SEC Challenge
* SEC Game

» THE MATCHUP »

ARKANSAS RAZORBACKS (12-3, 1-2 SEC)

Head Coach: Mike Anderson (Tulsa '82)
Record at Arkansas: 114-67 (6th Season)
Overall Record: 314-165 (15th Season)



VS

MISSISSIPPI STATE (10-4, 1-1 SEC)

Head Coach: Ben Howland (Weber State '79)
Record at MSU: 24-21 (2nd Season)
Overall Record: 425-227 (21st Season)



» #FASTEST40 FACTS »

• Arkansas is off to its second-best start in the Mike Anderson era with a 12-3 record and only behind the 2014-15 team that opened the year 15-2.

• Arkansas joins No. 4 UCLA, No. 8 Duke and No. 14 North Carolina as the only high-major teams in the country to score 70-plus points in 15 games this season. The Razorbacks last scored 70-plus in each of their first 15 games in 1994-95.

• A victory over the Bulldogs would make Arkansas one of two programs (Kentucky) in the country with 90 wins and fewer than 15 losses at home over the last six seasons. The Razorbacks are currently 89-13 in BWA during the Mike Anderson era.

• With a split on the road last week in SEC play, Arkansas checks in at No. 27 in the latest NCAA RPI. The Razorbacks are 3-3 against top 100 RPI teams with the average RPI of the losses at 5.6.

• Arkansas and Notre Dame are the only programs in the country with two players shooting over 90 percent from the free throw line. Macon is T-22nd at .909 and Hannahs is T-32nd at .902.

• Arkansas has recorded runs of at least 10-0 on 14 different occasions this year, including a season-high 21-0 run against Austin Peay on Dec. 3. The Razorbacks have multiple 10-0 runs in five of 15 games this year.

• The Razorbacks have held opponents scoreless for three-plus minutes 23 times this year, including at least once in 11 of 15 games this season. Arkansas held UT Arlington scoreless for a season-best 7:11 during the second half, going on a 15-0 run.

» GAMEDAY INFORMATION »

DATE: Tuesday, Jan. 10, 2017 | 8 p.m. CT

LOCATION: Bud Walton Arena (Fayetteville, Ark.)

TV: SEC Network | WatchESPN

TALENT: Adam Amin (PXP), Jon Sundvold (Analyst)

RADIO: Razorback/IMG Sports Network

TALENT: Chuck Barrett (PXP), Matt Zimmerman (Analyst)

STATS: ArkansasRazorbacks.com | StatBroadcast

SERIES RECORD: Arkansas leads, 33-26

NEXT UP: Missouri - Saturday, Jan. 14 at 5 p.m. CT

» THE #HAILSTATE SERIES »

• Arkansas has won five of the last six meetings against Mississippi State, including four straight victories in Bud Walton Arena.

• The last time Arkansas played Mississippi State in Bud Walton Arena, the Razorbacks caught fire from long range, sinking 16 3-pointers, including 8 from Dusty Hannahs in a 14-point victory.



#BEASTMO »



» HOW THEY COMPARE » BY THE NUMBERS »

	81.9	.459	.365	38.7	15.5	5.5	7.7	72.6	.411	.321	+3.3	1.3
	≈	≈		≈	≈	≈			≈		≈	≈
	POINTS	FG%	3FG%	BOARDS	ASSISTS	BLOCKS	STEALS	SCORING DEFENSE	FG% DEFENSE	3FG% DEFENSE	REBOUND MARGIN	AST-TO RATIO
	74.3	.456	.373	35.4	12.7	4.6	7.9	66.6	.420	.318	-0.6	1.1

#FASTEST40



NUMERICAL ROSTER »

No.	Name	Pos.	Ht.	Wt.	Yr.	Hometown/High School/Last School
0	Jaylen Barford	G	6-3	202	Jr.	Jackson, Tenn. / Motlow State CC
1	Trey Thompson	F	6-9	265	Jr.	Madison, Ark. / Forrest City HS
2	Adrio Bailey	F	6-6	204	Fr.	Campti, La. / Lakeview HS
3	Dusty Hannahs	G	6-3	203	Sr.	Little Rock, Ark. / Pulaski Academy / Texas Tech
4	Daryl Macon	G	6-3	185	Jr.	Little Rock, Ark. / Parkview HS / Holmes CC
5	Arlando Cook	F	6-8	215	Jr.	St. Louis, Mo. / Madison Prep / Connors State College
11	RJ Glasper	G	5-10	168	Fr.	Forrest City, Ark. / Forrest City HS
12	Brachen Hazen	F	6-8	195	Fr.	Fort Wayne, Ind. / Columbia City HS
13	Dustin Thomas	F	6-8	225	R-Jr.	Texarkana, Texas / Pleasant Grove HS / Colorado
15	Jonathan Holmes	G	Fr.	5-10	190	Columbia, Ill./Columbia HS
21	Manuale Watkins	G	6-3	222	Sr.	Fayetteville, Ark./Fayetteville HS
23	C.J. Jones	G	6-5	175	Fr.	Birmingham, Ala. / Central Park Christian
31	Anton Beard	G	6-0	198	Jr.	N. Little Rock, Ark./North Little Rock HS
33	Moses Kingsley	F	6-10	230	Sr.	Abuja, Nigeria/Huntington Prep (W. Va.)

COACHING STAFF »

Title	Name	Experience	Alma Mater
Head Coach	Mike Anderson	6th Year	Tulsa, '82
Associate Head Coach	Melvin Watkins	6th Year	Charlotte, '77
Assistant Coach	TJ Cleveland	6th Year	Arkansas, '02
Assistant Coach	Scotty Thurman	1st Year	Philander-Smith, '03
Director of Operations	Matt Zimmerman	6th Year	Arkansas, '90
Director of S-A Development	Jeff Daniels	6th Year	Montevallo, '82
Video Coordinator	Will Bartlett	6th Year	Missouri, '09
Special Assistant to the HC	Lee Mayberry	3rd Year	Arkansas, '15
Graduate Assistant	Kikko Haydar	2nd Year	Arkansas, '14
Graduate Assistant	Riley Hall	2nd Year	Arkansas, '16
Athletic Trainer	Dave England	33rd Year	Arkansas, '80



Jaylen Barford
Jr. | G | 6-3 | 202



Trey Thompson
Jr. | F | 6-9 | 265



Adrio Bailey
Fr. | F | 6-6 | 204



Dusty Hannahs
R-Sr. | G | 6-3 | 210



Daryl Macon
Jr. | G | 6-3 | 185



Arlando Cook
Jr. | F | 6-8 | 215



RJ Glasper
Fr. | G | 5-10 | 168



Brachen Hazen
Fr. | F | 6-8 | 195



Dustin Thomas
R-Jr. | F | 6-8 | 225



Manuale Watkins
Sr. | G | 6-3 | 222



C.J. Jones
Fr. | G | 6-5 | 175



Anton Beard
Jr. | G | 6-0 | 198



Moses Kingsley
Sr. | F | 6-10 | 230



Mike Anderson
Head Coach - 6th Season

A-Z ROSTER »

No.	Name	Yr.
2	Bailey, Adrio	Fr.
0	Barford, Jaylen	Jr.
3	Beard, Anton	Jr.
5	Cook, Arlando	Jr.
11	Glasper, RJ	Fr.
3	Hannahs, Dusty	Sr.
12	Hazen, Brachen	Fr.
15	Jonathan Holmes	Fr.
23	Jones, C.J.	Fr.
33	Kingsley, Moses	Sr.
4	Macon, Daryl	Jr.
1	Thompson, Trey	Jr.
13	Thomas, Dustin	R-Jr.
21	Watkins, Manuale	Sr.

BY STATE »

Alabama (1)		
23	Jones, C.J.	Fr.
Arkansas (6)		
3	Beard, Anton	Jr.
11	Glasper, RJ	Fr.
4	Macon, Daryl	Jr.
3	Hannahs, Dusty	Sr.
1	Thompson, Trey	Jr.
21	Watkins, Manuale	Sr.
Illinois (1)		
15	Holmes, Jonathan	Fr.
Indiana (1)		
12	Hazen, Brachen	Fr.
International (1)		
33	Kingsley, Moses	Sr.
Louisiana (1)		
2	Bailey, Adrio	Fr.
Missouri (1)		
5	Cook, Arlando	Jr.
Tennessee (1)		
0	Barford, Jaylen	Jr.
Texas (1)		
13	Thomas, Dustin	R-Jr.

BY CLASS »

FRESHMEN (4)		
2	Bailey, Adrio	Fr.
11	Glasper, RJ	Fr.
12	Hazen, Brachen	Fr.
15	Holmes, Jonathan	Fr.
23	Jones, C.J.	Fr.
JUNIORS (6)		
0	Barford, Jaylen	Jr.
3	Beard, Anton	Jr.
5	Cook, Arlando	Jr.
4	Macon, Daryl	Jr.
1	Thompson, Trey	Jr.
13	Thomas, Dustin	R-Jr.
SENIORS (3)		
3	Hannahs, Dusty	Sr.
33	Kingsley, Moses	Sr.
21	Watkins, Manuale	Sr.

THE PRONUNCIATIONS »

Adrio Bailey: A-Dree-O
Brachen Hazen: Brack-en Haiz-en
Manuale Watkins: Man-YOU-L

THE NON-CON SLATE »

• Arkansas has played 12 non-conference games this year and won 11 of them. Eight of those teams were picked to finish in the top three of their leagues.

Opponent	Conference	Picked
Fort Wayne	Summit League	1st
Sam Houston State	Southland	1st
UT Arlington	Sun Belt	1st
North Florida	Atlantic Sun	2nd
Stephen F. Austin	Southland	2nd
Austin Peay	Ohio Valley	2nd/West
Texas	Big 12	3rd
North Dakota State	Summit League	3rd
Mount Saint Mary's	Northeast	4th
Houston	American Athletic	4th
Southern Illinois	Missouri Valley	5th
Oklahoma State	Big 12	7th
Minnesota	Big Ten	12th

THE SPLASH ZONE EFFECT »

• Arkansas ranks third in the SEC in 3-point field percentage at .365, but has the fewest attempts in the league at 249, which is 136 fewer than league-leader Auburn.

• The Razorbacks have made at least one 3-pointer in 921 consecutive games dating back to Jan. 7, 1989 against Texas.

CHARITY STRIPE »

• The Razorbacks lead the SEC and rank 9th in the country in free throw percentage at 77.7 percent, averaging 19.3 made free throws per game. Arkansas has made 78.8 percent of its free throws over the last six games.

• Over the last 91 seconds of last Tuesday's game against Tennessee, the Razorbacks combined to go 11-of-12 (91.6 percent) from the charity stripe to close out the Volunteers on their home court. Macon went 8-of-8 during that span, Barford sank both of his, while Kingsley split a pair.

• Arkansas is the only school to have two players (Macon and Hannahs) in the top five of the SEC in free throw percentage.

• Macon is t-20th in the nation and tied for SEC lead in free throw percentage at 90.9 percent (60-66).

• Dusty Hannahs is shooting 90.2 percent (46-51) from the charity stripe this season, 27th in the nation and fourth in the SEC.

• Macon (29) and Hannahs (26) each have streaks of 25-plus made free throws this season.

ROAD HOGS »

• The Razorbacks have road wins over 10 different SEC opponents in the last three-plus years, joining Florida (11) and Kentucky (13) as the only schools to accomplish the feat.

BUILDING BLOCKS »

• Moses Kingsley is 13th in the country with 2.9 blocks per game this season and has recorded at least one block in 45 of his last 48 contests.

• Has multiple blocks in 10 games, and is T-13th in the country with three games of 5+ blocks. T-5th with nine games of 3+ blocks.

DOUBLE-DOUBLE MOJO »

• Moses Kingsley posted 16 double-doubles last season, the second-most of any returning high-major player in the country. He is currently the SEC's active leader with 20 double-doubles in his career.

TRANSITION GAME ON POINT »

• Arkansas has outscored its opponents in fast break points in all but three games this season and holds a commanding 197-111 (+85) edge in the transition game. The Razorbacks have scored 20+ fast break points four times this season.

THE MODEL OF EFFICIENCY »

• Of the 868 players in the country with 30-plus assists, Manuale Watkins is 14th in assist/turnover ratio at 3.8. He ranks second in the SEC and eighth among high-major players. He has eight turnovers in 335 minutes of action or 0.9 turnovers every 40 minutes.

THE 90-POINT PLATEAU »

• Arkansas opened the season with consecutive 90-plus point games for the first time in 20 years and just the sixth time in program history. The Razorbacks have scored 90-plus points in five of the first 12 games for the first time since the 2001-02 season.

ELITE COMPANY »

• With 10 points and 10 rebounds at Minnesota, Moses Kingsley became the eighth player in program history to reach 800 points, 500 rebounds and 100 blocks as a Razorback.

Player	Gms	Rbds	Blks	Pts
Todd Day	127	673	102	2395
Oliver Miller	137	886	345	1674
Darian Townes	132	644	194	1318
Derek Hood	131	1002	103	1247
Mike Washington	120	651	107	1065
Bobby Portis	70	551	104	1047
Moses Kingsley^	115	621	206	936
Andrew Lang	121	690	252	838

*Sorted by total points | ^Active | via @HogStats

• Kingsley joined Razorback legend Oliver Miller as the only players in program history to reach 900 points, 600 rebounds and 200 blocks, after his 13 point, 14 rebound and four block performance against No. 25 Florida.

RECORD BREAKDOWN

At Home (Bud Walton Arena)	9-1
On The Road	1-2
Neutral	1-0
Neutral (Verizon Arena)	1-0
White Uniforms	10-1
Cardinal Uniforms	2-2
Anthracite Uniforms	0-0

HALFTIME/LEADS/OVERTIME

Leading at the half, home	6-0
Leading at the half, road/neutral	1-0
Tied at the half, home	1-0
Tied at the half, road/neutral	0-0
Trailing at the half, home	2-1
Trailing at the half, road/neutral	2-2
Games decided by 5 points or fewer	3-0
Games decided by 10 points or fewer	4-1
Leading with 5:00 left	11-0
Leading with 2:00 left	11-0
Overtime games	0-0

OFFENSE

Scoring less than 70 points	0-0
Scoring 70-79 points	4-3
Scoring 80-89 points	3-0
Scoring 90-99 points	5-0
Scoring 100+ points	0-0
2 Players Or Less in Double Figures	1-0
3 Players in Double Figures	2-1
4 Players in Double Figures	6-2
5 Players in Double Figures	2-0
6 Players in Double Figures	1-0
7 Players in Double Figures	0-0
1 Player Scores 20 Points	2-2
2 Players Score 20 Points	0-0
When shooting 50 percent or higher	6-0
When shooting less than 50 percent	6-3

REBOUNDING/TURNOVERS

When outrebounding opponent	9-1
When outrebounded	3-1
When rebounds are even	0-1
When grabbing 10+ offensive reb	11-2
When forcing 15+ turnovers	5-0
When committing less than 15 turnovers	11-2
When committing 15+ turnovers	1-1

Top Scorers (Includes Ties)

Dusty Hannahs	5-1
Daryl Macon	5-2
Jaylen Barford	1-0
Adrio Bailey	1-0
Moses Kingsley	1-0
Anton Beard	1-0

Top Rebounders (Includes Ties)

Moses Kingsley	10-3
Dustin Thomas	2-0
Anton Beard	1-0
Jaylen Barford	1-0
Manuale Watkins	1-1
Adrio Bailey	1-0

Months

In November	4-1
In December	7-1
In January	1-1

» QUICK FACTS »

ABOUT ARKANSAS

Location.....	Fayetteville, Ark.
Enrollment	27,194
Founded.....	1871
Colors	Cardinal (PMS 201) and White
Nickname.....	Razorbacks
Conference.....	Southeastern (SEC)
Arena (Capacity).....	Bud Walton Arena (19,200)

ADMINISTRATION

System President.....	Dr. Donald R. Bobbitt
Chancellor.....	Dr. Joseph E. Steinmetz
Vice Chancellor and Athletic Director	Jeff Long
Faculty Representative	Dr. Sharon Hunt

COMMUNICATIONS

Associate Communications Director.....	David Beall
Email	jdb048@uark.edu
Office Phone.....	479-575-3114
Cell Phone.....	479-445-5336
Twitter	@Beall_sid
Secondary Contact	Brent Hull
Email	bwh003@uark.edu
Office Fax.....	479-575-7481
Athletic Website	ArkansasRazorbacks.com
Bud Walton Arena Press Row.....	479-575-6622
Arkansas Ticket Office.....	479-575-5151

HISTORY

First Year	1923-24
Seasons.....	94th
Overall Conference Championships . 24 (2 SEC, 22 SWC)	
SEC Overall Championships	2 (1992, 1994)
SEC Division Championships ..	4 (1992, 1993, 1994, 1995)
SEC Tournament Championships	1 (2000)
NCAA Tournament Bids	31*
National Championships.....	1 (1994)
National Runner-Up.....	1 (1995)
NCAA Final Fours.....	6 (1941, 1945, 1978, 1990, 1994, 1995)
NCAA Elite Eight	6 (1978, 1979, 1990, 1994, 1995)
NCAA Sweet 16	10
NIT Record (App.)	5-4 (3)

* - Arkansas also received a bid in 1944 but was unable to participate due to a car accident. Total number of appearances is 30.

» THE LITTLE THINGS MATTER »

Player	Deflections	Charges	Steals	Dunks	Blocks
Adrio Bailey	23	--	5	2	3
Jaylen Barford	51	--	15	3	4
Anton Beard	47	5	14	--	--
Arlando Cook	45	--	8	--	8
Dusty Hannahs	25	2	8	--	2
Brachen Hazen	2	--	--	--	--
Jonathan Holmes	1	--	--	--	--
C.J. Jones	11	--	--	2	5
Moses Kingsley	97	3	10	6	43
Daryl Macon	53	2	21	2	1
Trey Thompson	49	--	7	3	14
Dustin Thomas	54	3	7	--	3
Manuale Watkins	57	1	20	--	--
Totals	515	16	115	18	80

» HONORS AND AWARDS »

Moses Kingsley

- Allstate NABC Good Works Team Nominee
- Preseason SEC Player of the Year (Media)
- Preseason first team All-SEC (Coaches)
- Wooden Award Watch List
- Naismith Trophy Watch List
- Kareem Abdul-Jabbar Award Watch List
- Lute Olson Award Watch List
- Ranked No. 6 big man in the country by NBC Sports
- Ranked No. 21 player in the nation by NBC Sports
- Ranked No. 18 player in the nation by CBS Sports

Dusty Hannahs

- Preseason second team All-SEC (Coaches)
- Jerry West Award Watch List
- Ranked No. 97 player in the nation by CBS Sports

Jaylen Barford

- One of 15 Impact JUCO Transfers by Jon Rothstein

Daryl Macon

- One of 15 Impact JUCO Transfers by Jon Rothstein
- MVP of the Lone Star Shootout

Watch List Note

- Arkansas is one of 7 programs in the country to put players on watch lists for the Jerry West Award as the top shooting guard in the country and the Kareem Abdul-Jabbar Award as the nation's top center.

» PROHOGS BY THE NUMBERS »

#PR HOGS

37

» Arkansas has had 37 all-time NBA Draft selections from 35 different players in program history.

16

» The Razorbacks have 16 All-Star game appearances by Joe Johnson (7), Sidney Moncrief (5) and Alvin Robertson (4).

12

» Arkansas has 12 first round NBA Draft picks in program history with Sidney Moncrief going No. 5 overall in 1979.

#PROHOGS PRODUCTION »

Arkansas has had 29 former players go on to play in the NBA, including three this season as listed below.

Player	Team	Yrs	Draft Class
Joe Johnson	Jazz	16th	2001 - 10th (BOS)
Patrick Beverley	Rockets	5th	2009 - 42nd (LAL)
Bobby Portis	Bulls	2nd	2015 - 22nd (CHI)

MISCELLANEOUS STATISTICS »

Double-Figure Scoring Games

Player	12-13	13-14	14-15	15-16	16-17	Career
Dusty Hannahs	7	11	--	28	13	59
Moses Kingsley	--	2	2	30	10	44
Anton Beard	--	--	8	7	7	22
Daryl Macon	--	--	--	--	12	12
Jaylen Barford	--	--	--	--	10	10
Manuale Watkins	--	--	0	6	1	7
Dustin Thomas	--	1	3	--	3	7
Trey Thompson	--	--	0	2	--	2
C.J. Jones	--	--	--	--	2	2
Adrio Bailey	--	--	--	--	1	1

20-Point Scoring Games

Player	12-13	13-14	14-15	15-16	16-17	Career
Dusty Hannahs	1	1	--	13	2	17
Moses Kingsley	--	0	0	8	--	8
Daryl Macon	--	--	--	--	2	2

30-Point Scoring Games

Player	12-13	13-14	14-15	15-16	16-17	Career
Dusty Hannahs	0	0	--	1	--	1

3 + Three-Pointers in a Game

Player	12-13	13-14	14-15	15-16	16-17	Career
Dusty Hannahs	6	4	--	18	4	32
Daryl Macon	--	--	--	--	5	5
Anton Beard	--	--	2	1	1	4
Dustin Thomas	--	1	--	--	--	1
C.J. Jones	--	--	--	--	1	1

5 + Three-Pointers in a Game

Player	12-13	13-14	14-15	15-16	16-17	Career
Dusty Hannahs	--	1	--	3	1	5

Double Figure Rebounding Games

Player	12-13	13-14	14-15	15-16	16-17	Career
Moses Kingsley	--	1	0	16	6	23

Double-Doubles

Player	12-13	13-14	14-15	15-16	16-17	Career
Moses Kingsley	--	1	0	16	3	20

5 + Assist Games

Player	12-13	13-14	14-15	15-16	16-17	Career
Daryl Macon	--	--	--	--	4	4
Manuale Watkins	--	0	1	1	--	2
Moses Kingsley	--	0	1	0	1	2
Trey Thompson	--	--	0	1	--	1
Anton Beard	--	--	--	--	1	1

3 + Steals in a Game

Player	12-13	13-14	14-15	15-16	16-17	Career
Manuale Watkins	--	0	3	3	2	8
Anton Beard	--	--	4	1	1	6
Moses Kingsley	--	0	0	3	--	3
Daryl Macon	--	--	--	--	2	2
Jaylen Barford	--	--	--	--	2	2
Dusty Hannahs	0	0	--	1	--	1
Dustin Thomas	--	--	1	--	--	1

3 + Blocks in a Game

Player	12-13	13-14	14-15	15-16	16-17	Career
Moses Kingsley	--	7	5	13	9	34
Trey Thompson	--	--	0	2	--	2
C.J. Jones	--	--	--	--	1	1
Arlando Cook	--	--	--	--	1	1

RECORD WATCH IN 2016-17 »

MOSES KINGSLEY »

- 64 points shy of becoming the 40th player in school history to eclipse the 1,000 career points at Arkansas.
- 66 made free throws shy tying Darrell Walker for 10th all-time in school history with 333 career free throws made.
- 68 free throw attempts shy of tying Ronnie Brewer for 10th all-time in school history with 486 free throws attempted in a career.
- 26 rebounds shy of tying Corliss Williamson for 10th all-time in school history with 647 career rebounds.
- Currently ranks 4th all-time with 206 career blocked shots. Is 47 blocked shots shy of tying Andrew Lang for 3rd in school history.

DUSTY HANNAHS »

- On pace to finish in the top-three in school history for career free throw percentage.
- 41 made 3-pointers shy of tying Brandon Dean for 10th all-time in school history for made 3-pointers.
- Reached the 1,000-point mark for his career in the season opener against Fort Wayne with 462 coming at Texas Tech and now 738 coming at Arkansas.

PERFECTION IN THE PALACE »

- Since Mike Anderson came back to Arkansas, the Razorbacks have the third-most home victories in the country with 89.
- Arkansas is one of 12 teams with 80-plus wins and fewer than 15 losses at home over the last six seasons.
- The Razorbacks are 55-1 (.982) against unranked non-conference opponents inside Bud Walton Arena under Anderson.

CONSISTENT SCORING »

- The Razorbacks have scored at least 70 points in every game this season and are tied for sixth in the nation with 15 games reaching the 70-point plateau. Arkansas is one of four high major programs with 15 or more 70-point games (UCLA, Duke and North Carolina).
- Arkansas scored 70-plus points in every game leading into conference play for the sixth time since joining the SEC. The Razorbacks played in the National Championship game in two of the previous five times.

THE ART OF ORGANIZED CHAOS »

- During the Mike Anderson era over the last five-plus years, Arkansas is tied for sixth in the country and ranks second the nation among high major programs in forcing the opponent to 25-plus turnovers in a game. It's happened nine times and the Razorbacks are 9-0 in those contests. During the same span, Arkansas is 27-2 when forcing 20 turnovers in a game, including 1-0 this season.

» BY THE NUMBERS »

5

» Five current Razorbacks have received SEC All-Academic honors during their career.

13

» Arkansas has had 13 current and former players graduate since May 2014, averaging four graduates per academic year.

3.0

» Over the last calendar year, the Razorbacks have had a cumulative grade point average of 3.097.

PLAY HARD ACT RIGHT

• Senior Dusty Hannahs completed his undergrad in December and graduated from the Walton College of Business with a degree in Supply Chain Management.

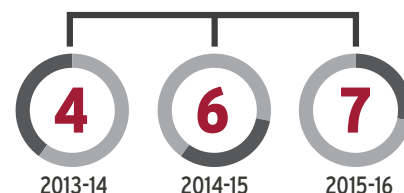
• Moses Kingsley and Manuale Watkins are slated to graduate on time this spring.

• Trey Thompson is set to graduate a year early this summer and start graduate school next fall during his senior year.

• Eleven of the 14 players had a 3.0 or higher GPA during the summer term.

17

SEC Academic Honor Roll Players over the last three seasons



» THE NATIONAL POLLS »

Associated Press Poll - (Jan. 2)

RK	TEAM	RECORD	POINTS
1	Villanova (59)	14-0	1,619
2	Baylor (6)	13-0	1,532
3	Kansas	12-1	1,503
4	UCLA	14-1	1,406
5	Gonzaga	14-0	1,357
6	Kentucky	11-2	1,280
7	West Virginia	12-1	1,179
8	Duke	12-2	1,090
9	Louisville	12-2	1,063
10	Creighton	13-1	1,015
11	Virginia	11-2	954
12	Florida State	14-1	902
13	Wisconsin	12-2	865
14	North Carolina	12-3	785
15	Oregon	13-2	771
16	Xavier	12-2	634
17	Arizona	13-2	613
18	Butler	12-2	477
19	Saint Mary's	12-1	416
20	Purdue	12-3	405
21	Virginia Tech	12-1	293
22	Cincinnati	12-2	258
23	Notre Dame	12-2	250
24	Florida	10-3	193
25	Indiana	10-4	74
25	USC	14-1	74

Others receiving votes: **Minnesota 56**, Clemson 23, Miami 16, Maryland 6, Kansas State 5, Seton Hall 3, Iowa State 3, Northwestern 2, VCU 2, UNC Wilmington 1

USA Today Coaches Poll (Jan. 2)

RK	TEAM	RECORD	POINTS
1	Villanova (30)	14-0	774
2	Kansas (1)	12-1	723
3	Baylor	13-0	718
4	Gonzaga	14-0	666
5	UCLA	14-1	655
6	Kentucky	11-2	600
7	West Virginia	12-1	555
8	Duke	12-2	510
9	Louisville	12-2	493
10	Creighton	13-1	453
11	Wisconsin	12-2	439
12	Virginia	11-2	397
13	Florida State	14-1	383
14	Oregon	13-2	348
15	Xavier	12-2	347
16	North Carolina	12-3	342
17	Arizona	13-2	321
18	Butler	12-2	250
19	Saint Mary's	12-1	241
20	Purdue	12-3	190
21	Notre Dame	12-2	150
22	Cincinnati	12-2	144
23	Virginia Tech	12-1	88
24	Florida	10-3	80
25	Indiana	10-4	77

Others receiving votes: USC 49, **South Carolina 23**, Miami 19, **Minnesota 9**, California 7, Kansas State 7, New Mexico State 4, Clemson 4, UNC Wilmington 4, Maryland 2, Nebraska 1, **Oklahoma State 1**, Seton Hall 1

» WEEK-BY-WEEK RANKINGS »

WEEK	AP	COACHES	NCAA RPI
Preseason	NR	RV	--
Nov. 14	NR	RV	--
Nov. 21	NR	RV	--
Nov. 28	NR	RV	--
Dec. 5	NR	RV	19
Dec. 12	NR	RV	29
Dec. 19	NR	RV	26
Dec. 26	RV	RV	19
Jan. 2	NR	NR	41
Jan. 9			
Jan. 16			
Jan. 23			
Jan. 30			
Feb. 6			
Feb. 13			
Feb. 20			
Feb. 27			
March 6			
March 13			
Final			

The Last time Arkansas was ranked in the AP...

Top 25:	No. 21	March 16, 2015
Top 15:	No. 15	Nov. 14, 2000
Top 10:	No. 6	1994-95 Final Poll
Top 5:	No. 5	March 7, 1995
No. 1:	No. 1	1994-95 Preseason Poll

DANIEL GAFFORD

El Dorado, Arkansas • El Dorado High School

ESPN.com	★★★★
247Sports.com	★★★★
Rivals.com	★★★★
Scout.com	★★★★
Future150.com	★★★★



- Ranked as the No. 1 player in the state of Arkansas and the No. 11 power forward in the 2017 class by 247Sports.com.

- Is a consensus top 50 player and as high as No. 33 in the class by Rivals.com.

- Averaged 14 points, 14 rebounds and six blocks per game as a junior.

- Invited to the Nike Academy in Los Angeles in July.

- Participated in the Nike Elite 100 Camp and the Nike Peach Invite with Arkansas Team Portis Wings.

KHALIL GARLAND

Little Rock, Arkansas • Parkview High School

ESPN.com	★★★★
247Sports.com	★★★★
Rivals.com	★★★
Scout.com	★★★
Future150.com	★★★



- Ranked as the No. 2 player in the state of Arkansas, the No. 12 guard in the 2017 class and No. 55 overall by ESPN.

- Averaged 18 points and 8.0 rebounds during his junior season.

- Named the 2016 State Tournament MVP after leading the Patriots to the 2016 Arkansas 6A State Championship behind a 20-point performance in the title game.

- Earned All-State and All-Tournament honors during his junior campaign.

DARIOUSHALL

Little Rock, Arkansas • Mills Univ. Studies HS

ESPN.com	★★★★
247Sports.com	★★★
Rivals.com	★★★
Scout.com	★★★
Future150.com	★★★



- Ranked as the No. 4 player in the state of Arkansas and the No. 50 power forward in the 2017 class by 247Sports.com.

- Averaged 16 points and 8 rebounds per game during his junior season.

- Is a two-time All-State and All-Conference selection at Mills University Studies High School.

- Played in the Nike EYBL Peach Jam for Team Penny.

- Participated in the Adidas Uprising Gauntlet, averaging 15.3 points and 7.0 rebounds per game.



» A LOOK AT THE **FUTURE** »

"These three individuals will come in and make the **STATE** of Arkansas **PROUD**." - Mike Anderson

The 2017 All-Arkansas early signees are a unanimous **TOP 25 CLASS** and as high as No. 14 in the country by ESPN.com

"It is **AWESOME** when we can have players in our state come in and **IMPACT** our program." - Mike Anderson

MIKE ANDERSON



CAREER NUMBERS

At Arkansas: 114-67 (6th Year)

2016-17 » 12-3
2015-16 » 16-16
2014-15 » 27-9 (NCAA, Third Round)
2013-14 » 22-12 (NIT, Second Round)
2012-13 » 19-13
2011-12 » 18-14

At Missouri: 111-57 (5 Years)

2010-11 » 23-11 (NCAA Second Round)
2009-10 » 23-11 (NCAA Second Round)
2008-09 » 31-7 (NCAA Elite Eight)
2007-08 » 16-16
2006-07 » 18-12

At Alabama-Birmingham (UAB): 89-41 (4 Years)

2005-06 » 24-7 (NCAA First Round)
2004-05 » 22-11 (NCAA Second Round)
2003-04 » 22-10 (NCAA Sweet 16, C-USA Co-Champs)
2002-03 » 21-13 (NIT Quarterfinals)

Overall Record **314-165 (15th Year)**

IT'S A NUMBERS GAME

Postseason Tournaments

1 2 3 4 5 6 7 8 9

20-Win Seasons

1 2 3 4 5 6 7 8 9

NCAA Tournaments

1 2 3 4 5 6 7

30-Win Seasons

1

Losing Seasons

0

PERSONAL INFO

Born: Dec. 12, 1959
Hometown: Birmingham, Ala.
Alma Mater: Tulsa (1982)
Wife: Marcheita
Children: Darcheita, Michael Jr., Yvonne
Date Named Head Coach at Arkansas: March 23, 2011

HEAD COACH
6TH SEASON AT ARKANSAS
15TH SEASON OVERALL

The Razorback Nation welcomed home one of its own on March 23, 2011, when Mike Anderson was named the 12th head men's basketball coach in Arkansas history. Charged with bringing back the winning tradition that was synonymous with the Razorback program throughout the '80s and '90s, Anderson enters his sixth season at Arkansas and 15th year as a head coach in 2016-17.

After losing 72 percent of scoring production heading into the 2015-16 season, Anderson continued his history of developing players as Arkansas finished third in the Southeastern Conference in scoring at 78.2 points per game and paced the league in three-point field goal percentage, turnover margin and assist/turnover ratio. Despite dropping eight games by four points or less, Arkansas never wavered and caught fire toward the end of the season to win four of its final five regular season games and finish eighth in the SEC. The Razorbacks became one of five teams to post a .500 or better record in conference play each of the last four years.

A longtime assistant and associate head coach at Arkansas, Anderson spent a combined nine years as a head coach at the University of Alabama-Birmingham and the University of Missouri before returning to the Razorbacks.

One of just 10 current Division I head coaches with 10-plus years of experience and no losing seasons, Anderson's 14 years at the helm of a program have resulted in a 302-162 record, nine 20-win campaigns, seven NCAA Tournament appearances, two Sweet Sixteen berths and a run to the 2009 Elite Eight.

During his first five seasons at Arkansas, Anderson produced a 102-64 record and was the first head coach in program history to win 18 or more games in each of his first four years. Anderson has also re-established Bud Walton Arena as one of the toughest places to play and brought excitement back to the tradition-rich program. In his first five years, Arkansas has won 80 games (80-12) in Bud Walton Arena, including an arena-record 17 during each of his first three years. The 2012-13 squad posted just the third unbeaten SEC home record (9-0) in program history and the first since 1998. The success on-and-off the court has translated into fan support as Arkansas returned to the top 25 in national attendance the first four years, including No. 11 in 2014-15.

CONSISTENCY

Head coach Mike Anderson is one of just 10 current Division I coaches with 10-plus years of head coaching experience and no losing seasons. Anderson and Thad Matta are the only coaches to accomplish the feat during stops at three different institutions.

Coach	Schools	Yrs
Roy Williams	Kansas/UNC	27
Tom Izzo	Michigan State	20
Mark Few	Gonzaga	16
Thad Matta	Butler/Xavier/Ohio State	15
Mike Anderson	UAB/Missouri/Arkansas	14
Jamie Dixon	Pittsburgh	12
Sean Miller	Xavier/Arizona	11
Andy Kennedy	Cincinnati/Ole Miss	10
Dave Rose	BYU	10
Ben Jacobson	Northern Iowa	10

» ARKANSAS GAME HIGHS »

POINTS	99	AUSTIN PEAY (12/03/16)
	92	FORT WAYNE (11/11/16)
	91	NORTH FLORIDA (12/10/16)
FIELD GOALS MADE	40	AUSTIN PEAY (12/03/16)
	35	FORT WAYNE (11/11/16)
FIELD GOAL ATTEMPTS	77	AUSTIN PEAY (12/03/16)
	67	MOUNT ST. MARY'S (11/28/16)
FIELD GOAL PERCENTAGE	.530 (35-66)	FORT WAYNE (11/11/16)
	.519 (40-77)	AUSTIN PEAY (12/03/16)
3 PT FIELD GOALS MADE	13	SOUTHERN ILLINOIS (11/14/16)
	9	NORTH DAKOTA STATE (12/20/16)
	9	AUSTIN PEAY (12/03/16)
3 PT FG ATTEMPTS	23	AUSTIN PEAY (12/03/16)
	23	SOUTHERN ILLINOIS (11/14/16)
3 PT FG PERCENTAGE	.565 (13-23)	SOUTHERN ILLINOIS (11/14/16)
	.455 (5-11)	at Tennessee (01/03/17)
FREE THROWS MADE	29	vs Texas (12/17/16)
	27	SAM HOUSTON STATE (12/22/16)
FREE THROW ATTEMPTS	40	SAM HOUSTON STATE (12/22/16)
	32	at Tennessee (01/03/17)
	32	NORTH FLORIDA (12/10/16)
	32	UT ARLINGTON (11/18/16)
FREE THROW PERCENTAGE	.935 (29-31)	vs Texas (12/17/16)
	.909 (10-11)	AUSTIN PEAY (12/03/16)
REBOUNDS	49	SAM HOUSTON STATE (12/22/16)
	47	AUSTIN PEAY (12/03/16)
ASSISTS	28	AUSTIN PEAY (12/03/16)
	23	SOUTHERN ILLINOIS (11/14/16)
STEALS	13	NORTH FLORIDA (12/10/16)
	12	STEPHEN F. AUSTIN (12/01/16)
BLOCKED SHOTS	11	AUSTIN PEAY (12/03/16)
TURNOVERS	21	at Minnesota (11/22/16)
FOULS	31	at Kentucky (1-7-17)
	29	FORT WAYNE (11/11/16)

» ARKANSAS GAME LOWS »

POINTS	71	UT ARLINGTON (11/18/16)
	71	at Minnesota (11/22/16)
	71	NORTH DAKOTA STATE (12/20/16)
	71	at Kentucky (1-7-17)
	72	FLORIDA (12/29/16)
FIELD GOALS MADE	21	UT ARLINGTON (11/18/16)
	22	vs Texas (12/17/16)
FIELD GOAL ATTEMPTS	53	UT ARLINGTON (11/18/16)
	54	at Tennessee (01/03/17)
FIELD GOAL PERCENTAGE	.355 (22-62)	vs Texas (12/17/16)
	.393 (24-61)	NORTH DAKOTA STATE (12/20/16)
3 PT FIELD GOALS MADE	1	at Minnesota (11/22/16)
	3	STEPHEN F. AUSTIN (12/01/16)
3 PT FG ATTEMPTS	8	at Minnesota (11/22/16)
	11	at Tennessee (01/03/17)
3 PT FG PERCENTAGE	.125 (1-8)	at Minnesota (11/22/16)
	.231 (3-13)	STEPHEN F. AUSTIN (12/01/16)
FREE THROWS MADE	10	AUSTIN PEAY (12/03/16)
	14	NORTH DAKOTA STATE (12/20/16)
FREE THROW ATTEMPTS	11	AUSTIN PEAY (12/03/16)
	16	NORTH DAKOTA STATE (12/20/16)
FREE THROW PERCENTAGE	.667 (16-24)	FORT WAYNE (11/11/16)
	.675 (27-40)	SAM HOUSTON STATE (12/22/16)
REBOUNDS	29	STEPHEN F. AUSTIN (12/01/16)
	29	at Kentucky (1-7-17)
ASSISTS	8	at Minnesota (11/22/16)
	10	UT ARLINGTON (11/18/16)
	10	vs Texas (12/17/16)
STEALS	3	at Kentucky (1-7-17)
	4	FLORIDA (12/29/16)
BLOCKED SHOTS	1	MOUNT ST. MARY'S (11/28/16)
	1	STEPHEN F. AUSTIN (12/01/16)
TURNOVERS	7	MOUNT ST. MARY'S (11/28/16)
	8	at Kentucky (1-7-17)
FOULS	15	NORTH FLORIDA (12/10/16)
	17	MOUNT ST. MARY'S (11/28/16)

» ARKANSAS INDIVIDUAL GAME HIGHS »

Points	23	Macon, Daryl vs Texas (12/17/16)
	23	Hannahs, Dusty vs Fort Wayne (11/11/16)
	22	Macon, Daryl vs Florida (12/29/16)
	20	Hannahs, Dusty at Minnesota (11/22/16)
	19	Hannahs, Dusty vs Southern Illinois (11/14/16)
Field Goals Made	7	Macon, Daryl vs Florida (12/29/16)
	7	Bailey, Adrio vs Austin Peay (12/03/16)
	7	Hannahs, Dusty at Minnesota (11/22/16)
	7	Hannahs, Dusty vs Fort Wayne (11/11/16)
Field Goal Att.	17	Hannahs, Dusty vs Fort Wayne (11/11/16)
	16	Barford, Jaylen vs North Florida (12/10/16)
FG Pct (min 5 made)	.875 (7-8)	Bailey, Adrio vs Austin Peay (12/03/16)
	.857 (6-7)	Thomas, Dustin vs Mount St. Mary's (11/28/16)
3-Point FG Made	5	Hannahs, Dusty vs Southern Illinois (11/14/16)
	4	Macon, Daryl vs Southern Illinois (11/14/16)
3-Point FG Att.	7	Macon, Daryl at Kentucky (1-7-17)
	7	Hannahs, Dusty vs North Dakota State (12/20/16)
	7	Hannahs, Dusty vs UT Arlington (11/18/16)
3-Pt FG Pct (min 2 made)	1.000 (2-2)	Barford, Jaylen at Tennessee (01/03/17)
	1.000 (2-2)	Jones, CJ vs Stephen F. Austin (12/01/16)
Free Throws Made	14	Macon, Daryl vs Texas (12/17/16)
	12	Macon, Daryl at Tennessee (01/03/17)
Free Throw Att.	14	Macon, Daryl vs Texas (12/17/16)
	13	Macon, Daryl at Tennessee (01/03/17)
FT Pct (min 3 made)	1.000 (14-14)	Macon, Daryl vs Texas (12/17/16)
	1.000 (7-7)	Kingsley, Moses vs Southern Illinois (11/14/16)
	1.000 (5-5)	Kingsley, Moses at Kentucky (1-7-17)
	1.000 (5-5)	Hannahs, Dusty vs North Florida (12/10/16)
	1.000 (5-5)	Macon, Daryl vs North Florida (12/10/16)
	1.000 (5-5)	Hannahs, Dusty vs Stephen F. Austin (12/01/16)
	1.000 (5-5)	Hannahs, Dusty at Minnesota (11/22/16)
	1.000 (4-4)	Thompson, Trey at Kentucky (1-7-17)
	1.000 (4-4)	Cook, Arlando vs Florida (12/29/16)
	1.000 (4-4)	Cook, Arlando vs Texas (12/17/16)
	1.000 (4-4)	Thomas, Dustin vs North Florida (12/10/16)
	1.000 (4-4)	Kingsley, Moses vs Austin Peay (12/03/16)
	1.000 (4-4)	Hannahs, Dusty vs Mount St. Mary's (11/28/16)
	1.000 (4-4)	Macon, Daryl at Minnesota (11/22/16)
	1.000 (4-4)	Hannahs, Dusty vs Southern Illinois (11/14/16)
	1.000 (3-3)	Beard, Anton vs Florida (12/29/16)
	1.000 (3-3)	Macon, Daryl vs Sam Houston State (12/22/16)
	1.000 (3-3)	Kingsley, Moses vs North Dakota State (12/20/16)
	1.000 (3-3)	Kingsley, Moses vs Texas (12/17/16)
	1.000 (3-3)	Barford, Jaylen vs Texas (12/17/16)
	1.000 (3-3)	Hannahs, Dusty vs Houston (12/06/16)
	1.000 (3-3)	Jones, CJ vs Southern Illinois (11/14/16)
Rebounds	14	Kingsley, Moses vs Florida (12/29/16)
	13	Kingsley, Moses vs Mount St. Mary's (11/28/16)
Assists	6	Beard, Anton vs Southern Illinois (11/14/16)
	5	Macon, Daryl vs North Dakota State (12/20/16)
	5	Kingsley, Moses vs Austin Peay (12/03/16)
	5	Macon, Daryl vs Stephen F. Austin (12/01/16)
	5	Macon, Daryl vs Southern Illinois (11/14/16)
	5	Macon, Daryl vs Fort Wayne (11/11/16)
Steals	4	Beard, Anton vs Stephen F. Austin (12/01/16)
	4	Macon, Daryl vs Fort Wayne (11/11/16)
Blocked Shots	7	Kingsley, Moses vs Fort Wayne (11/11/16)
	5	Kingsley, Moses vs Texas (12/17/16)
	5	Kingsley, Moses vs Southern Illinois (11/14/16)
Turnovers	6	Barford, Jaylen vs UT Arlington (11/18/16)
	5	Barford, Jaylen at Kentucky (1-7-17)
	5	Macon, Daryl at Minnesota (11/22/16)
Fouls	5	Thomas, Dustin at Tennessee (01/03/17)
	5	Kingsley, Moses at Minnesota (11/22/16)
	5	Thomas, Dustin vs Fort Wayne (11/11/16)
Minutes	33	Kingsley, Moses at Kentucky (1-7-17)
	33	Macon, Daryl vs Florida (12/29/16)
	33	Macon, Daryl vs Fort Wayne (11/11/16)
	32	Watkins, Manuale at Kentucky (1-7-17)
	32	Kingsley, Moses vs Florida (12/29/16)
	32	Kingsley, Moses vs Texas (12/17/16)

» THE LAST TIME ARKANSAS »

POINTS »

- Scored 100+ : 12/01/2015 - 117 vs. Northwestern St.
- Scored 100+ in an SEC game: 02/10/2015 - 101 vs. Auburn
- Scored fewer than 50: 02/09/2016 - 46 at Mississippi State

OVERTIME GAMES »

- Played in an OT game: 01/30/2016 vs. Texas Tech, W, 75-68 (OT)
- Played in a 2OT game: 01/16/2013 vs. Auburn, W, 88-80 (2 OT)
- Played in a 3OT game: 02/09/1980 vs. Houston, L, 90-84 (3 OT)

VERSUS TOP-25 OPPONENTS »

- Beat an AP Top 25-ranked opponent: 01/27/2016 vs. No. 5 Texas A&M, W, 74-71
- Beat an AP Top 10 team: 01/27/2016 vs. No. 5 Texas A&M, W, 74-71
- Beat an AP Top 5 team: 01/27/2016 vs. No. 5 Texas A&M, W, 74-71

VERSUS TOP-25 OPPONENTS ON THE ROAD »

- Beat an AP Top 25 team on road: 02/27/2014 at No. 17 Kentucky, W, 71-67 (OT)
- Beat an AP Top 5 team on road: 02/09/1994 at No. 4 Kentucky, W, 90-82

DOUBLE-DOUBLES »

- Two players in same game: vs. Auburn (02/17/2016)
 - Moses Kingsley (20 pts, 10 rebs) and Jabril Durham (12 pts, 10 asts)

3-POINT SHOOTING »

- 10+ 3FGM in a game: 11/14/2016 - 13 vs. Southern Illinois
- 15+ 3FGM in a game: 01/09/2016 - 16 vs. Mississippi State

AT THE CHARITY STRIPE »

- Attempted 30+ FT in a game: 1/3/2017 - 32 at Tennessee
- 20+ FTM in a game: 1/3/2017 - 32 at Tennessee
- 25+ FTM in a game: 12/22/2016 - 27 (of 40) vs. Sam Houston State

» THE LAST TIME AN ARKANSAS PLAYER »

POINTS »

- Scored 30-39 points in a game: 03/10/2016 - 33 by Dusty Hannahs vs. Florida
- Scored 40-49 points in a game: 01/11/1992 - 43 by Todd Day vs. LSU
- Scored 50+ points in a game: 11/13/2009 - 51 by Rotnei Clarke vs. Alcorn St.

DOUBLE-DOUBLES »

- Points/Rebounds: 12/29/2016 - 13 pts and 14 rebs by Moses Kingsley vs. No. 25 Florida
- Points/Assists: 2/17/2016 - 12 pts and 10 asts by Jabril Durham vs. Auburn

REBOUNDS »

- Had 15+ rebounds in a game: 03/07/2015 - 15 by Bobby Portis vs. LSU
- Had 20+ rebounds in a game: 11/21/1997 - 23 by Nick Davis vs. Jackson St.

THREE-POINT SHOOTING »

- 5+ 3FGM in a game: 11/14/2016 - 5 (6 att) by Dusty Hannahs vs. Southern Illinois

AT THE CHARITY STRIPE »

- 10+ FTA in a game: 1/3/2017 - 12 by Daryl Macon at Tennessee
- 10+ FTM in a game: 1/3/2017 - 12 (13 att) by Daryl Macon at Tennessee

ASSISTS »

- 5+ assists in a game: 12/20/2016 - 5 by Daryl Macon vs. North Dakota State
- Consecutive 5+ assists games: 03/05/2016 vs. South Carolina (11) and 03/10/2016 (6) vs. Florida by Jabril Durham
- 10+ assists in a game: 03/05/2016 - 11 by Jabril Durham vs. South Carolina
- Consecutive 10+ assists games: 01/16/2010 vs. Alabama (10) and 01/21/2010 vs. Florida (11) by Courtney Fortson

BLOCKS »

- Had 3+ blocks in a game: 1/3/2017 - 3 by Moses Kingsley at Tennessee
- Had 5+ blocks in a game: 12/17/2016 - 5 by Moses Kingsley vs. Texas

STEALS »

- Had 5+ steals in a game: 01/09/2016 - 6 by Jabril Durham vs. Mississippi State
- Had consecutive 5+ steal games: 01/01/2006 vs. Western Ill. (5) and 01/07/2006 vs. Miss. St. (5) by Ronnie Brewer

STARTING LINEUPS »

Date	Opponent	G	G	G	F	F	Outcome
Nov. 11	Fort Wayne	Barford	Macon	Hannahs	Thomas	Kingsley	W, 92-83
Nov. 14	Southern Illinois	Barford	Macon	Hannahs	Thomas	Kingsley	W, 90-65
Nov. 18	UT Arlington	Barford	Macon	Hannahs	Thomas	Kingsley	W, 71-67
Nov. 22	at Minnesota	Barford	Macon	Hannahs	Thomas	Kingsley	L, 85-71
Nov. 28	Mount Saint Mary's	Beard	Watkins	Hannahs	Thomas	Kingsley	W, 89-76
Dec. 1	Stephen F. Austin	Beard	Watkins	Hannahs	Thomas	Kingsley	W, 78-62
Dec. 3	Austin Peay	Barford	Macon	Watkins	Thomas	Kingsley	W, 99-62
Dec. 6	Houston	Barford	Macon	Watkins	Thomas	Kingsley	W, 84-72
Dec. 10	North Florida	Barford	Macon	Watkins	Thomas	Kingsley	W, 91-76
Dec. 17	Texas^	Barford	Macon	Watkins	Thomas	Kingsley	W, 77-74
Dec. 20	North Dakota State	Barford	Macon	Watkins	Thomas	Kingsley	W, 71-55
Dec. 22	Sam Houston State#	Hannahs	Macon	Watkins	Thomas	Kingsley	W, 90-56
Dec. 29	Florida*	Hannahs	Macon	Watkins	Thomas	Kingsley	L, 81-72
Jan. 3	at Tennessee*	Hannahs	Macon	Watkins	Cook	Kingsley	W, 82-78
Jan. 7	at Kentucky*	Hannahs	Macon	Watkins	Cook	Kingsley	L, 97-71
Jan. 10	Mississippi State*	--	--	--	--	--	--
Jan. 14	Missouri*	--	--	--	--	--	--
Jan. 17	at Texas A&M*	--	--	--	--	--	--
Jan. 21	LSU*	--	--	--	--	--	--
Jan. 24	at Vanderbilt*	--	--	--	--	--	--
Jan. 28	at Oklahoma State%	--	--	--	--	--	--
Feb. 1	Alabama*	--	--	--	--	--	--
Feb. 4	at Missouri*	--	--	--	--	--	--
Feb. 7	Vanderbilt*	--	--	--	--	--	--
Feb. 11	at LSU*	--	--	--	--	--	--
Feb. 15	at South Carolina*	--	--	--	--	--	--
Feb. 18	Ole Miss*	--	--	--	--	--	--
Feb. 22	Texas A&M*	--	--	--	--	--	--
Feb. 25	at Auburn*	--	--	--	--	--	--
March 1	at Florida*	--	--	--	--	--	--
March 4	Georgia*	--	--	--	--	--	--

at Verizon Arena (North Little Rock, Ark.)

^ Lone Star Shootout (Houston, Texas)

% Big12/SEC Challenge

* SEC Game

LEADS & DEFICITS »

Date	Opponent	Largest Lead	Largest Deficit	Time Led	Time Trailed	Time Tied	Outcome
Nov. 11	Fort Wayne	15 (2nd - 2:42)	6 (1st - 8:06)	31:22	7:16	0:52	W, 92-83
Nov. 14	Southern Illinois	36 (2nd - 16:41)	3 (1st - 18:50)	37:39	0:55	1:26	W, 90-65
Nov. 18	UT Arlington	7 (2nd - 10:36)	17 (1st - 12:37)	11:37	26:34	1:49	W, 71-67
Nov. 22	at Minnesota	6 (1st - 12:50)	22 (2nd - 5:32)	6:33	30:16	3:11	L, 85-71
Nov. 28	Mount Saint Mary's	21 (2nd - 6:41)	4 (1st - 18:27)	35:10	3:05	1:45	W, 89-76
Dec. 1	Stephen F. Austin	23 (2nd - 3:15)	2 (1st - 19:22)	36:33	0:28	2:59	W, 78-62
Dec. 3	Austin Peay	41 (2nd - 8:38)	2 (1st - 19:30)	36:58	0:35	2:27	W, 99-62
Dec. 6	Houston	14 (1st - 10:25)	3 (1st - 18:40)	32:27	6:27	1:06	W, 84-72
Dec. 10	North Florida	16 (2nd - 1:12)	3 (2nd - 13:44)	29:39	6:15	4:06	W, 91-76
Dec. 17	Texas^	9 (2nd - 11:58)	7 (1st - 12:35)	2:05	22:22	15:20	W, 77-74
Dec. 20	North Dakota State	20 (2nd - 4:11)	1 (1st - 16:53)	38:22	0:40	0:57	W, 71-55
Dec. 22	Sam Houston State#	37 (2nd - 2:49)	None	38:53	None	1:07	W, 90-56
Dec. 29	Florida*	3 (1st - 14:09)	16 (2nd - 3:12)	2:32	34:13	3:15	L, 81-72
Jan. 3	at Tennessee*	7 (2nd - 16:43)	13 (1st - 4:06)	22:34	15:00	2:17	W, 82-78
Jan. 7	at Kentucky*	4 (1st - 8:04)	26 (2nd - 0:21)	3:21	36:20	0:19	L, 97-71
Jan. 10	Mississippi State*	--	--	--	--	--	--
Jan. 14	Missouri*	--	--	--	--	--	--
Jan. 17	at Texas A&M*	--	--	--	--	--	--
Jan. 21	LSU*	--	--	--	--	--	--
Jan. 24	at Vanderbilt*	--	--	--	--	--	--
Jan. 28	at Oklahoma State%	--	--	--	--	--	--
Feb. 1	Alabama*	--	--	--	--	--	--
Feb. 4	at Missouri*	--	--	--	--	--	--
Feb. 7	Vanderbilt*	--	--	--	--	--	--
Feb. 11	at LSU*	--	--	--	--	--	--
Feb. 15	at South Carolina*	--	--	--	--	--	--
Feb. 18	Ole Miss*	--	--	--	--	--	--
Feb. 22	Texas A&M*	--	--	--	--	--	--
Feb. 25	at Auburn*	--	--	--	--	--	--
March 1	at Florida*	--	--	--	--	--	--
March 4	Georgia*	--	--	--	--	--	--

^ Lone Star Shootout (Houston, Texas) | # at Verizon Arena (North Little Rock, Ark.) | % Big12/SEC Challenge | * SEC Game

HUSTLE & EFFORT »

Date	Opponent	Deflections	Charges	Steals	Dunks	Blocks
Nov. 11	Fort Wayne	39	1	9	0	9
Nov. 14	Southern Illinois	36	1	7	2	7
Nov. 18	UT Arlington	38	1	11	3	6
Nov. 22	at Minnesota	25	1	8	0	4
Nov. 28	Mount Saint Mary's	26	1	8	1	1
Dec. 1	Stephen F. Austin	37	1	12	1	1
Dec. 3	Austin Peay	48	1	9	5	11
Dec. 6	Houston	26	2	5	0	5
Dec. 10	North Florida	40	1	13	1	4
Dec. 17	Texas^	37	1	6	0	8
Dec. 20	North Dakota State	37	2	6	0	4
Dec. 22	Sam Houston State#	44	0	9	2	9
Dec. 29	Florida*	31	2	4	1	6
Jan. 3	at Tennessee*	24	1	5	1	5
Jan. 7	at Kentucky*	27	0	3	1	3
Jan. 10	Mississippi State*	--	--	--	--	--
Jan. 14	Missouri*	--	--	--	--	--
Jan. 17	at Texas A&M*	--	--	--	--	--
Jan. 21	LSU*	--	--	--	--	--
Jan. 24	at Vanderbilt*	--	--	--	--	--
Jan. 28	at Oklahoma State%	--	--	--	--	--
Feb. 1	Alabama*	--	--	--	--	--
Feb. 4	at Missouri*	--	--	--	--	--
Feb. 7	Vanderbilt*	--	--	--	--	--
Feb. 11	at LSU*	--	--	--	--	--
Feb. 15	at South Carolina*	--	--	--	--	--
Feb. 18	Ole Miss*	--	--	--	--	--
Feb. 22	Texas A&M*	--	--	--	--	--
Feb. 25	at Auburn*	--	--	--	--	--
March 1	at Florida*	--	--	--	--	--
March 4	Georgia*	--	--	--	--	--
TOTALS		515	16	115	18	83

^ Lone Star Shootout (Houston, Texas) | # at Verizon Arena (North Little Rock, Ark.) | % Big12/SEC Challenge | * SEC Game

» GAME-BY-GAME LEADERS »

Date	Opponent	Points	Rebounds	Assists	Steals	Blocks
Nov. 11	Fort Wayne	Hannahs (23)	Kingsley (9)	Macon (5)	Macon (4)	Kingsley (7)
Nov. 14	Southern Illinois	Hannahs (19)	Kingsley (7)	Beard (6)	Seven Players (1)	Kingsley (5)
Nov. 18	UT Arlington	Barford (17)	Three Players (6)	Four Players (2)	Barford (3)	Kingsley (4)
Nov. 22	at Minnesota	Hannahs (20)	Kingsley (10)	Three Players (3)	Watkins (3)	Kingsley (3)
Nov. 28	Mount Saint Mary's	Macon (15)	Kingsley (13)	Two Players (4)	Two Players (2)	Kingsley (1)
Dec. 1	Stephen F. Austin	Hannahs (15)	Watkins (7)	Macon (5)	Beard (4)	Jones (1)
Dec. 3	Austin Peay	Bailey (14)	Two Players (7)	Kingsley (5)	Two Players (2)	Two Players (3)
Dec. 6	Houston	Two Players (17)	Kingsley (9)	Watkins (4)	Beard (2)	Two Players (2)
Dec. 10	North Florida	Hannahs (17)	Kingsley (10)	Two Players (4)	Two Players (3)	Barford (2)
Dec. 17	Texas^	Macon (23)	Kingsley (10)	Two Players (2)	Hannahs (2)	Kingsley (5)
Dec. 20	North Dakota State	Macon (15)	Kingsley (8)	Macon (5)	Watkins (3)	Thompson (2)
Dec. 22	Sam Houston State#	Two Players (17)	Two Players (7)	Thompson (3)	Three Players (2)	Two Players (3)
Dec. 29	Florida*	Macon (22)	Kingsley (14)	Four Players (2)	Beard (2)	Kingsley (4)
Jan. 3	at Tennessee*	Beard (16)	Kingsley (10)	Kingsley (3)	Two Players (2)	Kingsley (3)
Jan. 7	at Kentucky*	Macon (15)	Two Players (7)	Three Players (2)	Three Players (1)	Thompson (2)
Jan. 10	Mississippi State*	--	--	--	--	--
Jan. 14	Missouri*	--	--	--	--	--
Jan. 17	at Texas A&M*	--	--	--	--	--
Jan. 21	LSU*	--	--	--	--	--
Jan. 24	at Vanderbilt*	--	--	--	--	--
Jan. 28	at Oklahoma State%	--	--	--	--	--
Feb. 1	Alabama*	--	--	--	--	--
Feb. 4	at Missouri*	--	--	--	--	--
Feb. 7	Vanderbilt*	--	--	--	--	--
Feb. 11	at LSU*	--	--	--	--	--
Feb. 15	at South Carolina*	--	--	--	--	--
Feb. 18	Ole Miss*	--	--	--	--	--
Feb. 22	Texas A&M*	--	--	--	--	--
Feb. 25	at Auburn*	--	--	--	--	--
March 1	at Florida*	--	--	--	--	--
March 4	Georgia*	--	--	--	--	--

^ Lone Star Shootout (Houston, Texas) | # at Verizon Arena (North Little Rock, Ark.) | % Big12/SEC Challenge | * SEC Game

» MISCELLANEOUS TEAM STATS »

Date	Opponent	W/L	Points In Paint			Pts Off Turnovers			2nd Chance Pts			Fast Break Pts			
			Ark	Opp.	Diff.	Ark	Opp.	Diff.	Ark	Opp.	Diff.	Ark	Opp.	Diff.	
Nov. 11	Fort Wayne	W	52	22	+30	16	12	+4	9	21	-12	24	0	+24	
Nov. 14	Southern Illinois	W	30	28	+2	21	17	+4	11	10	+1	17	2	+15	
Nov. 18	UT Arlington	W	24	20	+4	28	20	+8	9	18	-9	10	8	+2	
Nov. 22	at Minnesota	L	46	38	+8	11	26	-15	11	13	-2	6	4	+2	
Nov. 28	Mount Saint Mary's	W	48	34	+14	18	10	+8	13	6	+7	21	9	+12	
Dec. 1	Stephen F. Austin	W	36	28	+8	29	24	+5	12	9	+3	20	4	+16	
Dec. 3	Austin Peay	W	52	40	+12	25	8	+17	26	10	+16	28	7	+21	
Dec. 6	Houston	W	38	38	0	15	19	-4	13	9	+4	12	12	0	
Dec. 10	North Florida	W	38	20	+18	21	12	+9	22	6	+16	10	2	+8	
Dec. 17	Texas^	W	32	32	0	12	8	+4	11	18	-7	13	11	+2	
Dec. 20	North Dakota State	W	24	18	+6	15	19	-4	16	5	+11	5	2	+3	
Dec. 22	Sam Houston State#	W	32	32	0	17	13	+4	9	3	+6	8	10	-2	
Dec. 29	Florida*	L	34	34	0	19	16	+3	12	18	-6	7	10	-3	
Jan. 3	at Tennessee*	W	36	32	+4	12	7	+5	5	14	-9	12	6	+6	
Jan. 7	at Kentucky*	L	32	46	-14	11	16	-5	13	21	-8	4	24	-20	
Jan. 10	Mississippi State*	--	--	--	--	--	--	--	--	--	--	--	--	--	
Jan. 14	Missouri*	--	--	--	--	--	--	--	--	--	--	--	--	--	
Jan. 17	at Texas A&M*	--	--	--	--	--	--	--	--	--	--	--	--	--	
Jan. 21	LSU*	--	--	--	--	--	--	--	--	--	--	--	--	--	
Jan. 24	at Vanderbilt*	--	--	--	--	--	--	--	--	--	--	--	--	--	
Jan. 28	at Oklahoma State%	--	--	--	--	--	--	--	--	--	--	--	--	--	
Feb. 1	Alabama*	--	--	--	--	--	--	--	--	--	--	--	--	--	
Feb. 4	at Missouri*	--	--	--	--	--	--	--	--	--	--	--	--	--	
Feb. 7	Vanderbilt*	--	--	--	--	--	--	--	--	--	--	--	--	--	
Feb. 11	at LSU*	--	--	--	--	--	--	--	--	--	--	--	--	--	
Feb. 15	at South Carolina*	--	--	--	--	--	--	--	--	--	--	--	--	--	
Feb. 18	Ole Miss*	--	--	--	--	--	--	--	--	--	--	--	--	--	
Feb. 22	Texas A&M*	--	--	--	--	--	--	--	--	--	--	--	--	--	
Feb. 25	at Auburn*	--	--	--	--	--	--	--	--	--	--	--	--	--	
March 1	at Florida*	--	--	--	--	--	--	--	--	--	--	--	--	--	
March 4	Georgia*	--	--	--	--	--	--	--	--	--	--	--	--	--	
TOTALS			12-3	554	462	+92	270	227	+43	192	181	+11	197	111	+86

^ Lone Star Shootout (Houston, Texas) | # at Verizon Arena (North Little Rock, Ark.) | % Big12/SEC Challenge | * SEC Game

at guard... a six-three junior... from Jackson, Tennessee... number zero...

JAYLEN BARFORD



» @JBarford1 NEWS & NOTES »

- Has scored 10+ points in the first half of the last two games at Tennessee and at No. 6 Kentucky.
- Has scored in double-figures and recorded multiple assists 10 out of the first 15 games.
- Fourth on the team in scoring, averaging 10.2 points per game.
- Scored a career-high 17 pts, six rebounds and three steals in the win vs. UT Arlington.
- Junior college transfer from Motlow State Community College.
- Ranked at the No. 1 junior college transfer in the 2016 class.
- Named one of 15 Impact JUCO Transfers by Jon Rothstein.
- Led the nation last year in scoring at 26.2 points per game and paced the country in field goals made (310-527) and total point (837).
- Scored 20+ points 31 times in JUCO, 30+ 12 times.
- Was named First Team All-American and TCCAA Player of the Year last season.

» GAME-BY-GAME STATS »

Opponent	Date	qs	min	fg-fga	pct	3fg-fga	pct	ft-fa	pct	off	def	tot	avg	pt	a	t/o	blk	stl	pts	avg
FORT WAYNE	11/11/16	*	27	4-9	.444	1-1	1.000	1-2	.500	1	4	5	5.0	3	4	2	0	1	10	10.0
SOUTHERN ILLINOIS	11/14/16	*	22	4-7	.571	1-2	.500	0-2	.000	0	2	2	3.5	2	2	2	0	0	9	9.5
UT ARLINGTON	11/18/16	*	31	6-12	.500	1-2	.500	4-6	.667	3	3	6	4.3	1	2	6	0	3	17	12.0
at Minnesota	11/22/16	*	25	5-9	.556	0-1	.000	2-2	1.000	1	1	2	3.8	3	2	2	0	1	12	12.0
MOUNT ST. MARY'S	11/28/16		23	5-8	.625	2-4	.500	1-1	1.000	0	1	1	3.2	2	1	0	0	2	13	12.2
STEPHEN F. AUSTIN	12/01/16		20	2-6	.333	0-3	.000	4-5	.800	1	2	3	3.2	2	1	3	0	1	8	11.5
AUSTIN PEAY	12/03/16	*	21	5-10	.500	1-3	.333	1-1	1.000	0	6	6	3.6	2	4	0	1	2	12	11.6
HOUSTON	12/06/16	*	15	1-5	.200	0-1	.000	0-0	.000	0	1	1	3.3	1	1	2	0	0	2	10.4
NORTH FLORIDA	12/10/16	*	25	6-16	.375	1-5	.200	1-4	.250	2	2	4	3.3	1	3	1	2	3	14	10.8
vs Texas	12/17/16	*	26	4-10	.400	0-3	.000	3-3	1.000	0	3	3	3.3	4	3	2	1	1	11	10.8
NORTH DAKOTA STATE	12/20/16	*	22	2-7	.286	0-2	.000	0-0	.000	1	2	3	3.3	2	2	3	0	0	4	10.2
vs Sam Houston State	12/22/16		17	3-9	.333	1-3	.333	4-5	.800	0	3	3	3.3	2	1	0	0	1	11	10.3
FLORIDA	12/29/16		17	1-8	.125	0-2	.000	0-0	.000	2	1	3	3.2	2	2	1	0	0	2	9.6
at Tennessee	01/03/17		24	5-8	.625	2-2	1.000	2-2	1.000	1	3	4	3.3	4	2	0	0	0	14	9.9
at Kentucky	01/07/17		17	6-9	.667	0-1	.000	2-3	.667	3	1	4	3.3	4	0	5	0	0	14	10.2
Totals		9	332	59-133	.444	10-35	.286	25-36	.694	15	35	50	3.3	35	30	29	4	15	153	10.2

Games played: 15
Minutes/game: 22.1
Points/game: 10.2
FG Pct: 44.4
3FG Pct: 28.6
FT Pct: 69.4

Rebounds/game: 3.3
Assists/game: 2.0
Turnovers/game: 1.9
Assist/turnover ratio: 1.0
Steals/game: 1.0
Blocks/game: 0.3

» SEASON/CAREER HIGHS »

POINTS

Season: 17 vs. UT Arlington (11/18/16)
Career: 17 vs. UT Arlington (11/18/16)

FIELD GOALS

Season: 6 (3x) last at No. 6 Kentucky (1/7/17)
Career: 6 (3x) last at No. 6 Kentucky (1/7/17)

FIELD GOALS ATTEMPTED

Season: 16 vs. North Florida (12/10/16)
Career: 16 vs. North Florida (12/10/16)

3-POINT FIELD GOALS

Season: 2 (2x) last at Tennessee (1/3/17)
Career: 2 vs. Mount St. Mary's (11/28/16)

3-POINT FG ATTEMPTS

Season: 5 vs. North Florida (12/10/16)
Career: 5 vs. North Florida (12/10/16)

FREE THROWS MADE

Season: 4 (3x) last vs. Sam Houston State (12/22/16)
Career: 4 (3x) last vs. Sam Houston State (12/22/16)

FREE THROWS ATTEMPTS

Season: 6 vs. UT Arlington (11/18/16)
Career: 6 vs. UT Arlington (11/18/16)

REBOUNDS

Season: 6 (2x) last vs. Austin Peay (12/3/16)
Career: 6 (2x) last vs. Austin Peay (12/3/16)

ASSISTS

Season: 4 vs. Fort Wayne (11/11/16)
Career: 4 vs. Fort Wayne (11/11/16)

STEALS

Season: 3 (2x) last vs. North Florida (12/10/16)
Career: 3 (2x) last vs. North Florida (12/10/16)

BLOCKS

Season: 2 vs. North Florida (12/10/16)
Career: 2 vs. North Florida (12/10/16)

MINUTES

Season: 31 vs. UT Arlington (11/18/16)
Career: 31 vs. UT Arlington (11/18/16)

» CAREER STATISTICS AT ARKANSAS »

			Total		3-Point		F-Throws		Rebounds											Scoring	
Season	gp-gs	min/avg	fg-fga	pct	fg-fga	pct	ft-fa	pct	off	def	tot	avg	pf	fo	ast	to	blk	stl	pts	avg	
2016-17	15-9	332/22.1	59-133	.444	10-35	.286	25-36	.694	15	35	50	3.3	35	0	30	29	4	15	153	10.2	
TOTAL	15-9	332/22.1	59-133	.444	10-35	.286	25-36	.694	15	35	50	3.3	35	0	30	29	4	15	153	10.2	

at forward... a six-nine junior... from Madison, Arkansas... number one...

TREY THOMPSON



» @T_Top24 NEWS & NOTES »

- Has recorded two blocks in four of the last five games.
- Second on the team in blocks with 14.
- Has multiple blocks in seven games this year.
- Is set to graduate a year early this summer and start graduate school next fall during his senior year.
- Averaged 3.1 points and 4.3 rebounds per game last season as a sophomore.
- Scored a career high 13 points against LSU (2/23/16) after going a perfect 6-6 from the field.
- Recorded a career high nine rebounds and four blocked shots against Texas Tech last season (1/30/16).
- Went to high school with teammate RJ Gasper.

» GAME-BY-GAME STATS »

Opponent	Date	gs	min	fg-fga	pct	3fg-fga	pct	ft-fga	pct	off	def	tot	avg	pf	a	to	blk	stl	pts	avg
FORT WAYNE	11/11/16	13	2-2	1.000	0-0	.000	1-2	.500	0	4	4	4.0	3	1	0	2	0	5	5.0	
SOUTHERN ILLINOIS	11/14/16	15	1-3	.333	0-0	.000	2-2	1.000	1	3	4	4.0	3	1	1	0	1	4	4.5	
UT ARLINGTON	11/18/16	7	1-2	.500	0-0	.000	1-1	1.000	3	1	4	4.0	2	0	2	0	0	3	4.0	
at Minnesota	11/22/16	13	0-0	.000	0-0	.000	0-0	.000	0	3	3	3.8	1	2	1	0	0	0	3.0	
MOUNT ST. MARY'S	11/28/16	13	0-1	.000	0-0	.000	0-0	.000	1	4	5	4.0	3	1	0	0	1	0	2.4	
STEPHEN F. AUSTIN	12/01/16	6	0-0	.000	0-0	.000	0-0	.000	0	1	1	3.5	3	0	0	0	0	0	2.0	
AUSTIN PEAY	12/03/16	13	2-2	1.000	0-0	.000	0-0	.000	2	2	4	3.6	0	1	0	2	2	4	2.3	
HOUSTON	12/06/16	13	2-2	1.000	0-0	.000	0-0	.000	0	1	1	3.3	3	2	0	2	0	4	2.5	
NORTH FLORIDA	12/10/16	13	2-2	1.000	0-0	.000	2-4	.500	2	0	2	3.1	2	0	0	0	0	1	6	2.9
vs Texas	12/17/16	8	1-4	.250	0-0	.000	1-2	.500	2	1	3	3.1	2	0	0	0	0	0	3	2.9
NORTH DAKOTA STATE	12/20/16	12	1-2	.500	0-0	.000	0-0	.000	0	4	4	3.2	4	0	2	2	0	0	2	2.8
vs Sam Houston State	12/22/16	14	0-0	.000	0-0	.000	0-0	.000	1	5	6	3.4	1	3	2	2	1	0	0	2.6
FLORIDA	12/29/16	8	0-0	.000	0-0	.000	0-0	.000	0	1	1	3.2	1	2	0	0	0	0	0	2.4
at Tennessee	01/03/17	9	1-2	.500	0-1	.000	0-0	.000	0	1	1	3.1	3	2	1	2	1	0	2	2.4
at Kentucky	01/07/17	20	0-2	.000	0-0	.000	4-4	1.000	1	3	4	3.1	4	2	0	2	1	4	2.5	
Totals		0	177	13-24	.542	0-1	.000	11-15	.733	13	34	47	3.1	35	17	9	14	7	37	2.5

Games played: 15
Minutes/game: 11.8
Points/game: 2.5
FG Pct: 54.2
3FG Pct: 0.0
FT Pct: 73.3

Rebounds/game: 3.1
Assists/game: 1.1
Turnovers/game: 0.6
Assist/turnover ratio: 1.9
Steals/game: 0.5
Blocks/game: 0.9

» SEASON/CAREER HIGHS »

POINTS

Season: 6 vs. North Florida (12/10/16)

Career: 13 vs. LSU (Feb. 23, 2016)

FIELD GOALS

Season: 2 (4x) last vs. North Florida (12/10/16)

Career: 6 vs. LSU (2/23/16)

FIELD GOALS ATTEMPTED

Season: 4 vs. Texas (12/17/16)

Career: 7 vs. Tennessee Tech (12/12/15)

3-POINT FIELD GOALS

Season: --

Career: --

3-POINT FG ATTEMPTS

Season: 1 at Tennessee (1/3/17)

Career: 1 at Tennessee (1/3/17)

FREE THROWS MADE

Season: 4 at No. 6 Kentucky (1/7/17)

Career: 4 (2x) last at No. 6 Kentucky (1/7/17)

FREE THROWS ATTEMPTS

Season: 4 (2x) last at No. 6 Kentucky (1/7/17)

Career: 5 at Texas A&M (1/2/16)

REBOUNDS

Season: 6 vs. Sam Houston State (12/22/16)

Career: 9 vs. Texas Tech (1/30/16)

ASSISTS

Season: 3 vs. Sam Houston State (12/22/16)

Career: 5 vs. North Florida (12/22/15)

STEALS

Season: 2 vs. Austin Peay (12/3/16)

Career: 2 vs. Austin Peay (12/3/16)

BLOCKS

Season: 2 (7x) last at No. 6 Kentucky (1/7/17)

Career: 4 vs. Texas Tech (1/30/16)

MINUTES

Season: 20 at No. 6 Kentucky (1/7/17)

Career: 29 vs. LSU (2/23/16)

» CAREER STATISTICS AT ARKANSAS »

			Total		3-Point		F-Throws		Rebounds											Scoring	
Season	gp-gs	min/avg	fg-fga	pct	fg-fga	pct	ft-fga	pct	off	def	tot	avg	pf	fo	ast	to	blk	stl	pts	avg	
2014-15	14-0	33/2.4	1-5	.200	0-0	.000	3-3	1.000	3	3	6	0.4	3	0	1	4	1	1	5	0.4	
2015-16	29-1	503/17.3	37-61	.607	0-0	.000	16-31	.516	28	96	124	4.3	88	6	36	33	27	13	90	3.1	
2016-17	15-0	177/11.8	13-24	.542	0-1	.000	11-15	.733	13	34	47	3.1	35	0	17	9	14	7	37	2.5	
TOTAL	58-1	713/12.3	51-90	.567	0-1	.000	30-49	.612	44	133	177	3.1	126	6	54	46	42	21	132	2.3	

at forward... a **six-six** freshman... from Campti, **Louisiana**... number **two**...

ADRIOBAILEY



@AdrioBailey NEWS & NOTES »

- Led the team in points (14) and rebounds (7) in the 99-62 victory over Austin Peay.
- Recorded career highs in points (14), rebounds (7), assists (2) and blocks (2) against Austin Peay.
- Scored his first collegiate points against Stephen F. Austin, a back door cut for a throw down slam.
- Ranked the No. 11 player in the state of Louisiana.
- Ranked the No. 50 small forward in the 2016 class by Rivals.com.
- Averaged 19.5 points, 12.7 rebounds and 3.9 blocks per game last season as a senior in high school.

» GAME-BY-GAME STATS »

Opponent	Date	gs	min	fg-fga	pct	3fg-fga	pct	ft-fa	pct	off	def	tot	avg	pf	a	to	blk	stl	pts	avg
FORT WAYNE	11/11/16	3	0-0	.000	0-0	.000	0-0	.000	0	1	1	1.0	1	0	1	0	0	0	0	0.0
SOUTHERN ILLINOIS	11/14/16	7	0-1	.000	0-0	.000	0-2	.000	1	0	1	1.0	1	0	3	0	0	0	0	0.0
UT ARLINGTON	11/18/16	dnp	-	-	-	-	-	-	-	-	-	-	-	-	-	-	-	-	-	-
at Minnesota	11/22/16	5	0-1	.000	0-0	.000	0-0	.000	0	1	1	1.0	0	0	0	0	0	0	0	0.0
MOUNT ST. MARY'S	11/28/16	4	0-0	.000	0-0	.000	0-0	.000	0	0	0	0.8	0	1	0	0	1	0	0	0.0
STEPHEN F. AUSTIN	12/01/16	12	1-1	1.000	0-0	.000	0-0	.000	0	0	0	0.6	4	0	1	0	0	2	0.4	2.4
AUSTIN PEAY	12/03/16	18	7-8	.875	0-0	.000	0-0	.000	4	3	7	1.7	2	2	2	2	1	14	2.7	2.7
HOUSTON	12/06/16	7	0-1	.000	0-0	.000	1-2	.500	1	1	2	1.7	1	1	1	0	0	1	2.4	2.4
NORTH FLORIDA	12/10/16	6	1-1	1.000	0-0	.000	1-2	.500	1	0	1	1.6	1	0	0	0	0	3	2.5	2.5
vs Texas	12/17/16	dnp	-	-	-	-	-	-	-	-	-	-	-	-	-	-	-	-	-	-
NORTH DAKOTA STATE	12/20/16	9	1-2	.500	0-0	.000	0-1	.000	0	1	1	1.6	0	0	0	0	1	2	2.4	2.4
vs Sam Houston State	12/22/16	11	1-2	.500	0-0	.000	2-4	.500	0	2	2	1.6	2	0	1	1	2	4	2.6	2.6
FLORIDA	12/29/16	3	0-0	.000	0-0	.000	0-0	.000	0	1	1	1.5	0	0	1	0	0	0	2.4	2.4
at Tennessee	01/03/17	dnp	-	-	-	-	-	-	-	-	-	-	-	-	-	-	-	-	-	-
at Kentucky	01/07/17	4	0-0	.000	0-0	.000	0-0	.000	0	0	0	1.4	1	1	0	0	0	0	2.2	2.2
Totals		0	89	11-17	.647	0-0	.000	4-11	.364	7	10	17	1.4	13	5	10	3	5	26	2.2

Games played: 12
Minutes/game: 7.4
Points/game: 2.2
FG Pct: 64.7
FT Pct: 36.4

Rebounds/game: 1.4
Assists/game: 0.4
Turnovers/game: 0.8
Assist/turnover ratio: 0.5
Steals/game: 0.4
Blocks/game: 0.3

» SEASON/CAREER HIGHS »

POINTS

Season: 14 vs. Austin Peay (12/3/16)
Career: 14 vs. Austin Peay (12/3/16)

FIELD GOALS

Season: 7 vs. Austin Peay (12/3/16)
Career: 7 vs. Austin Peay (12/3/16)

FIELD GOALS ATTEMPTED

Season: 8 vs. Austin Peay (12/3/16)
Career: 8 vs. Austin Peay (12/3/16)

3-POINT FIELD GOALS

Season: --
Career: --

3-POINT FG ATTEMPTS

Season: --
Career: --

FREE THROWS MADE

Season: 2 vs. Sam Houston State (12/22/16)
Career: 2 vs. Sam Houston State (12/22/16)

FREE THROWS ATTEMPTS

Season: 4 vs. Sam Houston State (12/22/16)
Career: 4 vs. Sam Houston State (12/22/16)

REBOUNDS

Season: 7 vs. Austin Peay (12/3/16)
Career: 7 vs. Austin Peay (12/3/16)

ASSISTS

Season: 2 vs. Austin Peay (12/3/16)
Career: 2 vs. Austin Peay (12/3/16)

STEALS

Season: 2 vs. Sam Houston State (12/22/16)
Career: 2 vs. Sam Houston State (12/22/16)

BLOCKS

Season: 2 vs. Austin Peay (12/3/16)
Career: 2 vs. Austin Peay (12/3/16)

MINUTES

Season: 18 vs. Austin Peay (12/3/16)
Career: 18 vs. Austin Peay (12/3/16)

» CAREER STATISTICS AT ARKANSAS »

Season	gp-gs	min/avg	Total		3-Point		F-Throws		Rebounds				Scoring					
			fg-fga	pct	fg-fga	pct	ft-fa	pct	off	def	tot	avg	pf	fo	ast	to	blk	stl
2016-17	12-0	89/7.4	11-17	.647	0-0	.000	4-11	.364	7	10	17	1.4	13	0	5	10	3	5
TOTAL	12-0	89/7.4	11-17	.647	0-0	.000	4-11	.364	7	10	17	1.4	13	0	5	10	3	5

at guard... a **six-three** redshirt-senior... from Little Rock, **Arkansas**... number **three**...

DUSTY HANNAHS



» @D_Hannahs NEWS & NOTES »

- Took his last final exam on Dec. 14 and finished his degree from the Walton College of Business.
- Has scored in double figures in 20 of the last 22 contests, dating back to last season.
- Is 46-of-51 (.902) from the charity stripe this season, ranking fourth in the SEC and 27th in the country.
- Second on the team in scoring at 13.9 points per game.
- Reached the 1,000 point club for his career in the season opener with a 23-point effort.
- Scheduled to graduate in December with a degree Supply Chain Management.
- Named to the Preseason Second Team All-SEC as voted on by the league coaches.
- One of 20 players on the Jerry West Shooting Guard of the Year Award watch list.
- Ranked No. 97 player in the nation by CBS Sports.

» GAME-BY-GAME STATS »

Opponent	Date	qs	min	fg-fga	pct	3fg-fga	pct	ft-fa	pct	off	def	tot	avg	pt	a	t/o	blk	stl	pts	avg
FORT WAYNE	11/11/16	*	30	7-17	.412	1-6	.167	8-10	.800	1	0	1	1.0	1	2	1	0	1	23	23.0
SOUTHERN ILLINOIS	11/14/16	*	20	5-7	.714	5-6	.833	4-4	1.000	1	4	5	3.0	2	1	1	0	0	19	21.0
UT ARLINGTON	11/18/16	*	27	2-10	.200	2-7	.286	5-6	.833	1	0	1	2.3	1	2	0	0	1	11	17.7
at Minnesota	11/22/16	*	29	7-12	.583	1-2	.500	5-5	1.000	1	1	2	2.3	1	0	3	0	0	20	18.3
MOUNT ST. MARY'S	11/28/16	*	20	4-14	.286	0-5	.000	4-4	1.000	1	1	2	2.2	1	1	1	0	1	12	17.0
STEPHEN F. AUSTIN	12/01/16	*	24	5-9	.556	0-2	.000	5-5	1.000	0	0	0	1.8	1	2	1	0	1	15	16.7
AUSTIN PEAY	12/03/16	*	21	5-12	.417	3-5	.600	0-0	.000	0	1	1	1.7	2	0	0	0	0	13	16.1
HOUSTON	12/06/16	*	17	6-11	.545	2-5	.400	3-3	1.000	1	0	1	1.6	2	1	2	0	0	17	16.3
NORTH FLORIDA	12/10/16	*	25	5-10	.500	2-6	.333	5-5	1.000	0	1	1	1.6	0	3	2	1	0	17	16.3
vs Texas	12/17/16	*	24	5-11	.455	3-6	.500	2-3	.667	0	0	0	1.4	3	1	2	0	2	15	16.2
NORTH DAKOTA STATE	12/20/16	*	19	4-10	.400	3-7	.429	0-0	.000	0	2	2	1.5	1	3	2	0	1	11	15.7
vs Sam Houston State	12/22/16	*	23	2-7	.286	1-5	.200	1-2	.500	1	3	4	1.7	2	1	3	0	0	6	14.9
FLORIDA	12/29/16	*	27	4-9	.444	2-6	.333	1-1	1.000	0	2	2	1.7	1	0	2	1	1	11	14.6
at Tennessee	01/03/17	*	27	5-8	.625	2-4	.500	1-1	1.000	0	2	2	1.7	3	1	0	0	0	13	14.5
at Kentucky	01/07/17	*	22	2-12	.167	0-5	.000	2-2	1.000	0	1	1	1.7	4	2	0	0	0	6	13.9
Totals			10	355	68-159	.428	27-77	.351	46-51	.902	7	18	25	1.7	25	20	2	8	209	13.9

Games played: 15
Minutes/game: 23.7
Points/game: 13.9
FG Pct: 42.8
3FG Pct: 35.1
FT Pct: 90.2

Rebounds/game: 1.7
Assists/game: 1.3
Turnovers/game: 1.3
Assist/turnover ratio: 1.0
Steals/game: 0.5
Blocks/game: 0.1

» SEASON/CAREER HIGHS »

POINTS

Season: 23 vs. Fort Wayne (11/11/16)
Career: 33 vs. Florida (3/10/16)

FIELD GOALS

Season: 7 (2x) last at Minnesota (11/22/16)
Career: 12 vs. Florida (3/10/16)

FIELD GOALS ATTEMPTED

Season: 17 vs. Fort Wayne (11/11/16)
Career: 23 vs. Florida (3/10/16)

3-POINT FIELD GOALS

Season: 5 vs. Southern Illinois (11/14/16)
Career: 8 vs. Mississippi State (1/9/16)

3-POINT FG ATTEMPTS

Season: 7 vs. North Dakota State (12/20/16)
Career: 13 vs. Mississippi State (1/9/16)

FREE THROWS MADE

Season: 8 vs. Fort Wayne (11/11/16)
Career: 10 vs. Evansville (12/8/15)

FREE THROWS ATTEMPTS

Season: 10 vs. Fort Wayne (11/11/16)
Career: 10 (3x) last vs. Fort Wayne (11/11/16)

REBOUNDS

Season: 5 vs. Southern Illinois (11/14/16)
Career: 6 (2x) last vs. Missouri (2/20/16)

ASSISTS

Season: 3 (2x) last vs. North Dakota State (12/20/16)
Career: 6 at West Virginia (1/22/14)^

STEALS

Season: 2 vs. Texas (12/17/16)
Career: 3 (2x) last vs. Mississippi State (1/9/15)

BLOCKS

Season: 1 (2x) vs. No. 25 Florida (12/29/16)
Career: 1 (4x) vs. No. 25 Florida (12/29/16)

MINUTES

Season: 30 vs. Fort Wayne (11/11/16)
Career: 40 vs. Texas Tech (1/30/16)

^ - at Texas Tech

» CAREER STATISTICS AT ARKANSAS »

			Total		3-Point		F-Throws		Rebounds											Scoring	
Season	gp-gs	min/avg	fg-fga	pct	fg-fga	pct	ft-fa	pct	off	def	tot	avg	pf	fo	ast	to	blk	stl	pts	avg	
2015-16	32-20	866/27.1	174-380	.458	81-187	.433	100-115	.870	19	58	77	2.4	68	0	29	41	0	20	529	16.5	
2016-17	15-10	355/23.7	68-159	.428	27-77	.351	46-51	.902	7	18	25	1.7	25	0	20	20	2	8	209	13.9	
TOTAL	47-30	1221/26.0	242-539	.449	108-264	.409	146-166	.880	26	76	102	2.2	93	0	49	61	2	28	738	15.7	

at guard... a six-three junior... from Little Rock, Arkansas... number four...

DARYL MACON



» @YoD4 NEWS & NOTES »

- Has led or tied the team-high in scoring in five of the last six games.
- Is 60-of-66 (.909) from the charity stripe this season, tied for the best in the SEC and T-20th in the country.
- Has scored at least 12 points in 12 of the 15 games this season, including eight straight.
- Has two 12+ made free throw performances this season (12-of-13 at Tennessee; 14-of-14 vs. Texas).
- His 14-of-14 free throw performance against Texas was the 2nd most makes in program history without a miss.
- Scored a career-high 23 points against Texas and was named the Lone Star Shootout MVP.
- Had made 29 straight free throws over a 5 game stretch before missing his final attempt against No. 25 Florida.
- Is the only player in the last 30 years to have 13+ points, 7+ rebounds, 5+ assists and 4+ steals in his Razorback debut. (Via @HogStats)
- Ranked as the No. 3 junior college transfer in the 2016 class.
- Named one of 15 Impact JUCO Transfers by Jon Rothstein.
- Averaged 23.9 points, 3.7 rebounds, and 3.2 assists per game as a sophomore at Holmes CC.

» GAME-BY-GAME STATS »

Opponent	Date	gs	min	fg-fga	pct	fg-fga	pct	ft-fa	pct	off	def	tot	avg	pf	a	t/o	blk	stl	pts	avg	
FORT WAYNE	11/11/16	*	33	5-11	.455	2-6	.333	1-2	.500	2	5	7	7.0	3	5	4	0	4	13	13.0	
SOUTHERN ILLINOIS	11/14/16	*	20	4-6	.667	4-6	.667	0-0	.000	0	2	2	4.5	2	5	0	1	1	12	12.5	
UT ARLINGTON	11/18/16	*	26	2-6	.333	0-3	.000	3-4	.750	0	2	2	3.7	4	0	1	0	2	7	10.7	
at Minnesota	11/22/16	*	26	4-11	.364	0-4	.000	4-4	1.000	1	4	5	4.0	1	1	5	0	2	12	11.0	
MOUNT ST. MARY'S	11/28/16		18	4-7	.571	2-3	.667	5-6	.833	0	0	0	3.2	3	2	1	0	0	15	11.8	
STEPHEN F. AUSTIN	12/01/16		22	3-8	.375	1-4	.250	0-0	.000	0	0	0	2.7	3	5	1	0	2	7	11.0	
AUSTIN PEAY	12/03/16	*	15	4-7	.571	0-3	.000	0-0	.000	0	4	4	2.9	2	1	1	0	1	8	10.6	
HOUSTON	12/06/16	*	30	5-9	.556	3-4	.750	4-5	.800	1	2	3	2.9	1	3	3	0	1	17	11.4	
NORTH FLORIDA	12/10/16	*	23	3-6	.500	2-5	.400	5-5	1.000	0	4	4	3.0	2	4	3	0	3	13	11.6	
vs Texas	12/17/16	*	29	4-12	.333	1-5	.200	14-14	1.000	1	3	4	3.1	1	3	1	0	1	23	12.7	
NORTH DAKOTA STATE	12/20/16	*	24	5-12	.417	3-5	.600	2-2	1.000	4	2	6	3.4	0	5	4	0	1	15	12.9	
vs Sam Houston State	12/22/16	*	23	6-9	.667	2-5	.400	3-3	1.000	0	1	1	3.2	1	1	1	0	2	17	13.3	
FLORIDA	12/29/16	*	33	7-10	.700	3-5	.600	5-6	.833	0	4	4	3.2	2	1	1	0	1	22	13.9	
at Tennessee	01/03/17	*	26	1-6	.167	1-4	.250	12-13	.923	0	2	2	3.1	2	1	3	0	0	15	14.0	
at Kentucky	01/07/17	*	26	5-12	.417	3-7	.429	2-2	1.000	0	0	0	2.9	3	1	0	0	15	14.1		
Totals			13	374	62-132	.470	27-69	.391	60-66	.909	9	35	44	2.9	30	38	29	1	21	211	14.1

Games played: 15
Minutes/game: 24.9
Points/game: 14.1
FG Pct: 47.0
3FG Pct: 39.1
FT Pct: 90.9

Rebounds/game: 2.9
Assists/game: 2.5
Turnovers/game: 1.9
Assist/turnover ratio: 1.3
Steals/game: 1.4
Blocks/game: 0.1

» SEASON/CAREER HIGHS »

POINTS

Season: 23 vs. Texas (12/17/16)
Career: 23 vs. Texas (12/17/16)

FIELD GOALS

Season: 7 vs. No. 25 Florida (12/29/16)
Career: 7 vs. No. 25 Florida (12/29/16)

FIELD GOALS ATTEMPTED

Season: 12 (3x) last at No. 6 Kentucky (1/7/17)
Career: 12 (3x) last at No. 6 Kentucky (1/7/17)

3-POINT FIELD GOALS

Season: 4 vs. Southern Illinois (11/14/16)
Career: 4 vs. Southern Illinois (11/14/16)

3-POINT FG ATTEMPTS

Season: 7 at No. 6 Kentucky (1/7/17)
Career: 7 at No. 6 Kentucky (1/7/17)

FREE THROWS MADE

Season: 14 vs. Texas (12/17/16)
Career: 14 vs. Texas (12/17/16)

FREE THROWS ATTEMPTS

Season: 14 vs. Texas (12/17/16)
Career: 14 vs. Texas (12/17/16)

REBOUNDS

Season: 7 vs. Fort Wayne (11/11/16)
Career: 7 vs. Fort Wayne (11/11/16)

ASSISTS

Season: 5 (3x) last vs. North Dakota State (12/20/16)
Career: 5 (3x) last vs. North Dakota State (12/20/16)

STEALS

Season: 4 vs. Fort Wayne (11/11/16)
Career: 4 vs. Fort Wayne (11/11/16)

BLOCKS

Season: 1 vs. Southern Illinois (11/14/16)
Career: 1 vs. Southern Illinois (11/14/16)

MINUTES

Season: 33 (2x) last vs. No. 25 Florida (12/29/16)
Career: 33 (2x) last vs. No. 25 Florida (12/29/16)

» CAREER STATISTICS AT ARKANSAS »

			Total		3-Point		F-Throws		Rebounds											Scoring	
Season	gp-gs	min/avg	fg-fga	pct	fg-fga	pct	ft-fa	pct	off	def	tot	avg	pf	fo	ast	to	blk	stl	pts	avg	
2016-17	15-13	374/24.9	62-132	.470	27-69	.391	60-66	.909	9	35	44	2.9	30	0	38	29	1	21	211	14.1	
TOTAL	15-13	374/24.9	62-132	.470	27-69	.391	60-66	.909	9	35	44	2.9	30	0	38	29	1	21	211	14.1	

at forward... a six-eight junior... from St. Louis, Missouri... number five...

ARLANDO COOK



@ ballxbooks NEWS & NOTES »

- Made his first starts as a Razorbacks during the last two games.
- Has made 11 of his last 12 free throws over the last six games.
- Has a rebound in 11 straight games and has scored in 13 of 15 games this season.
- Had a career-high three blocks and six rebounds against Sam Houston State in 15 minutes of action.
- Went 4-for-4 from the charity stripe in the final 2 minutes against Texas.
- Played a season-high 21 minutes off the bench against No. 25 Florida.
- Three of his four baskets against Southern Illinois were lay-ups in transition.
- Junior college transfer from Connors State College
- Ranked as the No. 6 junior college transfer in the 2016 class.
- Averaged 16.0 points and 10.1 rebounds per game last season as a sophomore at Connors State College.

» GAME-BY-GAME STATS »

Opponent	Date	gs	min	fg	atfg	pct	3fg	at3fg	pct	ft	atft	pct	off	def	tot	avg	pf	a	to	blk	stl	pts	avg
FORT WAYNE	11/11/16	5	0-0	.000	0-0	.000	0-0	.000	0	0	0	0.0	0	0	0	0.0	3	0	2	0	0	0	0.0
SOUTHERN ILLINOIS	11/14/16	13	4-8	.500	0-0	.000	1-1	1.000	0	2	2	1.0	0	2	1.0	0	0	1	1	1	1	9	4.5
UT ARLINGTON	11/18/16	13	0-2	.000	0-0	.000	1-2	.500	1	0	1	1.0	0	0	1	1.0	0	0	1	1	1	1	3.3
at Minnesota	11/22/16	14	2-3	.667	0-0	.000	0-0	.000	0	0	0	0.8	4	0	3	1	1	1	1	1	4	3.5	
MOUNT ST. MARY'S	11/28/16	13	1-4	.250	0-0	.000	1-2	.500	0	2	2	1.0	1	1	0	1	1	0	0	0	3	3.4	
STEPHEN F. AUSTIN	12/01/16	9	1-2	.500	0-0	.000	0-0	.000	1	0	1	1.0	0	0	0	0	0	0	0	0	2	3.2	
AUSTIN PEAY	12/03/16	15	2-4	.500	0-0	.000	0-0	.000	3	0	3	1.3	1	2	0	0	1	2	0	1	4	3.3	
HOUSTON	12/06/16	10	0-1	.000	0-0	.000	0-0	.000	1	0	1	1.3	0	0	0	0	0	0	0	0	0	2.9	
NORTH FLORIDA	12/10/16	12	2-4	.500	0-0	.000	0-0	.000	3	1	4	1.6	2	0	1	0	2	4	0	2	4	3.0	
vs Texas	12/17/16	17	1-1	1.000	0-0	.000	4-4	1.000	0	2	2	1.6	4	1	0	1	1	1	1	1	6	3.3	
NORTH DAKOTA STATE	12/20/16	13	1-3	.333	0-0	.000	2-2	1.000	1	2	3	1.7	0	1	0	0	0	0	0	0	4	3.4	
vs Sam Houston State	12/22/16	15	2-3	.667	0-0	.000	0-0	.000	0	6	6	2.1	3	0	1	3	0	1	3	0	4	3.4	
FLORIDA	12/29/16	21	2-5	.400	0-0	.000	4-4	1.000	0	2	2	2.1	3	1	1	1	1	0	1	0	8	3.8	
at Tennessee	01/03/17	*	11	0-2	.000	0-0	.000	1-2	.500	1	2	3	2.1	3	0	1	0	0	1	0	0	1	3.6
at Kentucky	01/07/17	*	15	3-5	.600	0-0	.000	0-0	.000	0	1	1	2.1	0	0	0	0	0	0	1	6	3.7	
Totals		2	196	21-47	.447	0-0	.000	14-17	.824	11	20	31	2.1	24	6	11	8	8	8	56	3.7		

Games played: 15
Minutes/game: 13.1
Points/game: 3.7
FG Pct: 44.7
FT Pct: 82.4

Rebounds/game: 2.1
Assists/game: 0.4
Turnovers/game: 0.7
Assist/turnover ratio: 0.5
Steals/game: 0.5
Blocks/game: 0.5

» SEASON/CAREER HIGHS »

POINTS

Season: 9 vs. Southern Illinois (11/14/16)
Career: 9 vs. Southern Illinois (11/14/16)

FIELD GOALS

Season: 4 vs. Southern Illinois (11/14/16)
Career: 4 vs. Southern Illinois (11/14/16)

FIELD GOALS ATTEMPTED

Season: 8 vs. Southern Illinois (11/14/16)
Career: 8 vs. Southern Illinois (11/14/16)

3-POINT FIELD GOALS

Season: --
Career: --

3-POINT FG ATTEMPTS

Season: --
Career: --

FREE THROWS MADE

Season: 4 (2x) last vs. No. 25 Florida (12/29/16)
Career: 4 (2x) last vs. No. 25 Florida (12/29/16)

FREE THROWS ATTEMPTS

Season: 4 (2x) last vs. No. 25 Florida (12/29/16)
Career: 4 (2x) last vs. No. 25 Florida (12/29/16)

REBOUNDS

Season: 6 vs. Sam Houston State (12/22/16)
Career: 6 vs. Sam Houston State (12/22/16)

ASSISTS

Season: 2 vs. Austin Peay (12/3/16)
Career: 2 vs. Austin Peay (12/3/16)

STEALS

Season: 2 vs. North Florida (12/10/16)
Career: 2 vs. North Florida (12/10/16)

BLOCKS

Season: 3 vs. Sam Houston State (12/22/16)
Career: 3 vs. Sam Houston State (12/22/16)

MINUTES

Season: 21 vs. No. 25 Florida (12/29/16)
Career: 21 vs. No. 25 Florida (12/29/16)

» CAREER STATISTICS AT ARKANSAS »

			Total		3-Point		F-Throws		Rebounds											Scoring	
Season	gp-gs	min/avg	fg-fga	pct	fg-fga	pct	ft-fta	pct	off	def	tot	avg	pf	fo	ast	to	blk	stl	pts	avg	
2016-17	15-2	196/13.1	21-47	.447	0-0	.000	14-17	.824	11	20	31	2.1	24	0	6	11	8	8	56	3.7	
TOTAL	15-2	196/13.1	21-47	.447	0-0	.000	14-17	.824	11	20	31	2.1	24	0	6	11	8	8	56	3.7	

at forward... a **six-eight** freshman... from Fort Wayne, **Indiana**... number **twelve**...

BRACHENHAZEN



@Brachen_ NEWS & NOTES »

- Pulled down a career-high five rebounds in only seven minutes against Sam Houston State.
- Tipped in his first points as a Razorback against Austin Peay off an offensive rebound.
- Saw his first action as a Razorback against Southern Illinois.
- Ranked the No. 7 player in the state of Indiana.
- No. 50 small forward in the 2016 class by 247Sports.
- Averaged 16.1 points, 9.3 rebounds, 2.6 assists, 1.4 steals and 1.8 blocks per game as a senior at Columbia City High School.

» GAME-BY-GAME STATS »

Opponent	Date	gs	min	fg-fga	pct	3fg-fga	pct	ft-fa	pct	off	def	tot	avg	pf	a	to	blk	stl	pts	avg
FORT WAYNE	11/11/16	dnp	-	-	-	-	-	-	-	-	-	-	-	-	-	-	-	-	-	-
SOUTHERN ILLINOIS	11/14/16	8	0-0	.000	0-0	.000	0-0	.000	1	1	2	2.0	3	0	4	0	0	0	0	0.0
UT ARLINGTON	11/18/16	dnp	-	-	-	-	-	-	-	-	-	-	-	-	-	-	-	-	-	-
at Minnesota	11/22/16	3	0-0	.000	0-0	.000	0-0	.000	0	0	0	1.0	0	0	0	0	0	0	0	0.0
MOUNT ST. MARY'S	11/28/16	1	0-0	.000	0-0	.000	0-2	.000	0	0	0	0.7	0	0	0	0	0	0	0	0.0
STEPHEN F. AUSTIN	12/01/16	2	0-0	.000	0-0	.000	0-0	.000	0	1	1	0.8	0	0	0	0	0	0	0	0.0
AUSTIN PEAY	12/03/16	9	1-2	.500	0-0	.000	0-0	.000	1	0	1	0.8	1	0	0	0	0	2	0.4	
HOUSTON	12/06/16	dnp	-	-	-	-	-	-	-	-	-	-	-	-	-	-	-	-	-	-
NORTH FLORIDA	12/10/16	1	0-0	.000	0-0	.000	0-0	.000	0	0	0	0.7	0	0	0	0	0	0	0	0.3
vs Texas	12/17/16	dnp	-	-	-	-	-	-	-	-	-	-	-	-	-	-	-	-	-	-
NORTH DAKOTA STATE	12/20/16	1	0-0	.000	0-0	.000	1-2	.500	0	0	0	0.6	0	0	0	0	0	1	0.4	
vs Sam Houston State	12/22/16	7	0-2	.000	0-1	.000	0-0	.000	0	5	5	1.1	1	1	0	0	0	0	0	0.4
FLORIDA	12/29/16	dnp	-	-	-	-	-	-	-	-	-	-	-	-	-	-	-	-	-	-
at Tennessee	01/03/17	dnp	-	-	-	-	-	-	-	-	-	-	-	-	-	-	-	-	-	-
at Kentucky	01/07/17	1	0-0	.000	0-0	.000	0-0	.000	0	0	0	1.0	0	0	0	0	0	0	0	0.3
Totals		0	33	1-4	.250	0-1	.000	1-4	.250	2	7	9	1.0	5	1	4	0	0	3	0.3

Games played: 9
Minutes/game: 3.7
Points/game: 0.3
FG Pct: 25.0
3FG Pct: 0.0
FT Pct: 25.0

Rebounds/game: 1.0
Assists/game: 0.1
Turnovers/game: 0.4
Assist/turnover ratio: 0.3

» SEASON/CAREER HIGHS »

POINTS

Season: 2 vs. Austin Peay (12/3/16)
Career: 2 vs. Austin Peay (12/3/16)

FIELD GOALS

Season: 1 vs. Austin Peay (12/3/16)
Career: 1 vs. Austin Peay (12/3/16)

FIELD GOALS ATTEMPTED

Season: 2 (2x) last vs. Sam Houston State (12/22/16)
Career: 2 (2x) last vs. Sam Houston State (12/22/16)

3-POINT FIELD GOALS

Season: --
Career: --

3-POINT FG ATTEMPTS

Season: 1 vs. Sam Houston State (12/22/16)
Career: 1 vs. Sam Houston State (12/22/16)

FREE THROWS MADE

Season: 1 vs. North Dakota State (12/20/16)
Career: 1 vs. North Dakota State (12/20/16)

FREE THROWS ATTEMPTS

Season: 2 (2x) last vs. North Dakota State (12/20/16)
Career: 2 (2x) last vs. North Dakota State (12/20/16)

REBOUNDS

Season: 5 vs. Sam Houston State (12/22/16)
Career: 5 vs. Sam Houston State (12/22/16)

ASSISTS

Season: 1 vs. Sam Houston State (12/22/16)
Career: 1 vs. Sam Houston State (12/22/16)

STEALS

Season:
Career:

BLOCKS

Season:
Career:

MINUTES

Season: 9 vs. Austin Peay (12/3/16)
Career: 9 vs. Austin Peay (12/3/16)

» CAREER STATISTICS AT ARKANSAS »

Season	gp-gs	min/avg	Total		3-Point		F-Throws		Rebounds				Scoring					
			fg-fga	pct	fg-fga	pct	ft-fa	pct	off	def	tot	avg	pf	fo	ast	to	blk	stl
2016-17	9-0	33/3.7	1-4	.250	0-1	.000	1-4	.250	2	7	9	1.0	5	0	1	4	0	0
TOTAL	9-0	33/3.7	1-4	.250	0-1	.000	1-4	.250	2	7	9	1.0	5	0	1	4	0	0

at forward... a **six-eight** redshirt junior... from Texarkana, **Texas**... number **thirteen**...

DUSTINTHOMAS



@YehThatsMe_DT13 NEWS & NOTES »

- Has an assist in eight of the last 11 games.
- Has 5+ rebounds in seven games this season.
- Pulled down seven first half rebounds against Sam Houston State, including two on the offensive end.
- Tied a career-high with four assists against Austin Peay.
- Scored nine first-half points against Mount St. Mary's to lead the team at the break.
- Sat out the season due to NCAA four-year transfer rules.
- Averaged 4.0 points and 2.5 rebounds per game over two years at Colorado.
- Scored a career high 17 points and three steals against Southern California his sophomore year.

» GAME-BY-GAME STATS »

Opponent	Date	g	min	fg-fga	pct	3fg-fga	pct	ft-fa	pct	off	def	tot	avg	pf	a	to	blk	stl	pts	avg	
FORT WAYNE	11/11/16	*	18	4-6	.667	0-0	.000	2-3	.667	1	5	6	6.0	5	0	3	0	0	10	10.0	
SOUTHERN ILLINOIS	11/14/16	*	18	1-3	.333	0-0	.000	0-0	.000	1	0	1	3.5	1	4	0	0	1	2	6.0	
UT ARLINGTON	11/18/16	*	28	1-3	.333	0-0	.000	6-8	.750	2	4	6	4.3	4	2	1	1	2	8	6.7	
at Minnesota	11/22/16	*	12	1-5	.200	0-0	.000	3-4	.750	1	1	2	3.8	4	0	1	0	0	5	6.3	
MOUNT ST. MARY'S	11/28/16	*	23	6-7	.857	1-1	1.000	0-0	.000	1	4	5	4.0	3	1	0	0	1	13	7.6	
STEPHEN F. AUSTIN	12/01/16	*	21	4-8	.500	0-0	.000	1-2	.500	2	0	2	3.7	2	1	2	0	0	9	7.8	
AUSTIN PEAY	12/03/16	*	16	3-6	.500	0-1	.000	1-2	.500	0	3	3	3.6	2	4	1	0	0	7	7.7	
HOUSTON	12/06/16	*	23	4-7	.571	0-0	.000	3-4	.750	2	3	5	3.8	4	3	1	1	0	11	8.1	
NORTH FLORIDA	12/10/16	*	22	2-5	.400	0-0	.000	4-4	1.000	2	6	8	4.2	1	3	1	0	0	8	8.1	
vs Texas	12/17/16	*	21	0-3	.000	0-0	.000	0-0	.000	2	1	3	4.1	4	0	0	1	0	0	7.3	
NORTH DAKOTA STATE	12/20/16	*	13	2-6	.333	0-0	.000	2-2	1.000	2	0	2	3.9	4	0	0	0	0	6	7.2	
vs Sam Houston State	12/22/16	*	17	1-3	.333	0-0	.000	4-6	.667	2	5	7	4.2	1	1	0	0	1	6	7.1	
FLORIDA	12/29/16	*	12	1-4	.250	0-0	.000	0-0	.000	0	2	2	4.0	3	2	2	0	0	2	6.7	
at Tennessee	01/03/17		26	2-4	.500	0-0	.000	2-2	1.000	0	7	7	4.2	5	0	1	0	2	6	6.6	
at Kentucky	01/07/17		7	0-2	.000	0-0	.000	0-0	.000	1	1	2	4.1	4	1	0	0	0	0	6.2	
Totals			13	277	32-72	.444	1-2	.500	28-37	.757	19	42	61	4.1	47	22	13	3	7	93	6.2

Games played: 15
Minutes/game: 18.5
Points/game: 6.2
FG Pct: 44.4
3FG Pct: 50.0
FT Pct: 75.7

Rebounds/game: 4.1
Assists/game: 1.5
Turnovers/game: 0.9
Assist/turnover ratio: 1.7
Steals/game: 0.5
Blocks/game: 0.2

» SEASON/CAREER HIGHS »

POINTS

Season: 13 vs. Mount St. Mary's (11/28/16)
Career: 17 vs. USC (01/04/15)^

FIELD GOALS

Season: 6 vs. Mount St. Mary's (11/28/16)
Career: 6 vs. Mount St. Mary's (11/28/16)

FIELD GOALS ATTEMPTED

Season: 8 vs. Stephen F. Austin (12/1/16)
Career: 8 (2x) last vs. Stephen F. Austin (12/1/16)

3-POINT FIELD GOALS

Season: 1 vs. Mount St. Mary's (11/28/16)
Career: 3 vs. USC (Jan. 4, 2015)^

3-POINT FG ATTEMPTS

Season: 1 (2x) last vs. Austin Peay (12/3/16)
Career: 3 (3x) last vs. USC (01/04/15)^

FREE THROWS MADE

Season: 6 vs. UT Arlington (11/18/16)
Career: 6 vs. UT Arlington (11/18/16)

FREE THROWS ATTEMPTS

Season: 8 vs. UT Arlington (11/18/16)
Career: 8 (2x) last vs. UT Arlington (11/18/16)

REBOUNDS

Season: 8 vs. North Florida (12/10/16)
Career: 8 vs. North Florida (12/10/16)

ASSISTS

Season: 4 (2x) last vs. Austin Peay (12/3/16)
Career: 4 (2x) last vs. Southern Illinois (11/14/16)

STEALS

Season: 2 (2x) last at Tennessee (1/3/17)
Career: 3 vs. USC (01/04/15)^

BLOCKS

Season: 1 (3x) last vs. Texas (12/17/16)
Career: 2 (2x) last vs. California (02/12/15)^

MINUTES

Season: 28 vs. UT Arlington (11/18/16)
Career: 30 at UCLA (01/31/15)^

^ - at Colorado

» CAREER STATISTICS AT ARKANSAS »

			Total		3-Point		F-Throws		Rebounds											Scoring	
Season	gp-gs	min/avg	fg-fga	pct	fg-fga	pct	ft-fa	pct	off	def	tot	avg	pf	fo	ast	to	blk	stl	pts	avg	
2016-17	15-13	277/18.5	32-72	.444	1-2	.500	28-37	.757	19	42	61	4.1	47	2	22	13	3	7	93	6.2	
TOTAL	15-13	277/18.5	32-72	.444	1-2	.500	28-37	.757	19	42	61	4.1	47	2	22	13	3	7	93	6.2	

at guard... a **six-three** senior... from Fayetteville, **Arkansas**... number **twenty-one**...

MANNY WATKINS



» @ManualeWatkins NEWS & NOTES »

- Is 14th in the country in assist/turnover ratio at 3.8 among players with 30-plus assists.
- His assist-turnover ratio ranks 2nd in the SEC and 8th among high-major players.
- Has eight turnovers in 335 minutes of action.
- After having six double-digit scoring efforts in his first 76 games, he opened the 2016-17 campaign with a 10-point effort against Fort Wayne.
- Son of Associate Head Coach Melvin Watkins.
- Averaged 5.1 points and 3.0 rebounds per game as a junior.

» GAME-BY-GAME STATS »

Opponent	Date	gs	min	fg-fga	pct	3fg-fga	pct	ft-fga	pct	off	def	tot	avg	pf	a	to	blk	stl	pts	avg
FORT WAYNE	11/11/16	27	5-6	.833	0-0	.000	0-0	.000	0	3	3	3.0	2	2	0	0	0	0	10	10.0
SOUTHERN ILLINOIS	11/14/16	21	2-5	.400	0-0	.000	0-0	.000	2	1	3	3.0	2	4	0	0	1	4	7.0	
UT ARLINGTON	11/18/16	20	3-5	.600	0-0	.000	1-1	1.000	1	2	3	3.0	0	1	0	0	1	7	7.0	
at Minnesota	11/22/16	22	2-6	.333	0-0	.000	0-0	.000	2	2	4	3.3	3	1	1	0	3	4	6.3	
MOUNT ST. MARY'S	11/28/16	*	22	4-6	.667	0-0	.000	0-0	.000	2	4	6	3.8	0	4	0	0	2	8	6.6
STEPHEN F. AUSTIN	12/01/16	*	21	4-7	.571	0-0	.000	0-0	.000	1	6	7	4.3	2	1	1	0	2	8	6.8
AUSTIN PEAY	12/03/16	*	16	1-2	.500	0-0	.000	2-2	1.000	0	1	1	3.9	0	3	0	0	1	4	6.4
HOUSTON	12/06/16	*	27	2-6	.333	0-0	.000	2-2	1.000	1	6	7	4.3	1	4	0	0	1	6	6.4
NORTH FLORIDA	12/10/16	*	22	2-6	.333	0-0	.000	3-4	.750	2	2	4	4.2	2	4	2	0	3	7	6.4
vs Texas	12/17/16	*	20	3-4	.750	0-0	.000	0-0	.000	1	3	4	4.2	2	0	1	0	1	6	6.4
NORTH DAKOTA STATE	12/20/16	*	25	1-2	.500	0-0	.000	2-2	1.000	0	6	6	4.4	1	2	1	0	3	4	6.2
vs Sam Houston State	12/22/16	*	16	1-1	1.000	0-0	.000	0-1	.000	0	2	2	4.2	2	1	1	0	2	2	5.8
FLORIDA	12/29/16	*	23	2-5	.400	0-0	.000	0-0	.000	3	3	6	4.3	2	2	0	0	0	4	5.7
at Tennessee	01/03/17	*	21	4-6	.667	0-0	.000	0-2	.000	1	2	3	4.2	1	0	1	0	0	8	5.9
at Kentucky	01/07/17	*	32	4-6	.667	0-0	.000	0-0	.000	1	6	7	4.4	3	1	0	0	0	8	6.0
Totals		11	335	40-73	.548	0-0	.000	10-14	.714	17	49	66	4.4	23	30	8	0	20	90	6.0

Games played: 15
Minutes/game: 22.3
Points/game: 6.0
FG Pct: 54.8
FT Pct: 71.4

Rebounds/game: 4.4
Assists/game: 2.0
Turnovers/game: 0.5
Assist/turnover ratio: 3.8
Steals/game: 1.3

» SEASON/CAREER HIGHS »

POINTS

Season: 10 vs. Fort Wayne (11/11/16)
Career: 14 (2x) last at Wake Forest (12/04/15)

FIELD GOALS

Season: 5 vs. Fort Wayne (11/11/16)
Career: 6 at Wake Forest (12/04/15)

FIELD GOALS ATTEMPTED

Season: 7 vs. Stephen F. Austin (12/1/16)
Career: 10 at Texas A&M (01/02/16)

3-POINT FIELD GOALS

Season: --
Career: --

3-POINT FG ATTEMPTS

Season: --
Career: 2 vs. Iona (11/30/14)

FREE THROWS MADE

Season: 3 vs. North Florida (12/10/16)
Career: 4 vs. Charleston Southern (11/20/15)

FREE THROWS ATTEMPTS

Season: 4 vs. North Florida (12/10/16)
Career: 4 (7x) last vs. North Florida (12/10/16)

REBOUNDS

Season: 7 (3x) last at No. 6 Kentucky (1/7/17)
Career: 9 vs. Northwestern State (12/01/15)

ASSISTS

Season: 4 (4x) last vs. North Florida (12/10/16)
Career: 5 (2x) last vs. Northwestern State (12/01/15)

STEALS

Season: 3 (3x) last vs. North Dakota State (12/20/16)
Career: 5 vs. Wake Forest (11/19/14)

BLOCKS

Season: --
Career: 1 (3x) last vs. Auburn (02/17/16)

MINUTES

Season: 32 at No. 6 Kentucky (1/7/17)
Career: 36 at Dayton (12/30/15)

» CAREER STATISTICS AT ARKANSAS »

			Total		3-Point		F-Throws		Rebounds											Scoring	
Season	gp-gs	min/avg	fg-fga	pct	fg-fga	pct	ft-fga	pct	off	def	tot	avg	pf	fo	ast	to	blk	stl	pts	avg	
2013-14	8-0	27/3.4	2-3	.667	0-0	.000	1-2	.500	1	3	4	0.5	2	0	1	2	0	3	5	0.6	
2014-15	36-0	502/13.9	38-68	.559	0-7	.000	17-24	.708	17	56	73	2.0	54	0	39	28	0	37	93	2.6	
2015-16	32-9	629/19.7	69-145	.476	0-1	.000	25-46	.543	29	67	96	3.0	55	1	66	24	3	28	163	5.1	
2016-17	15-11	335/22.3	40-73	.548	0-0	.000	10-14	.714	17	49	66	4.4	23	0	30	8	0	20	90	6.0	
TOTAL	91-20	1493/16.4	149-289	.516	0-8	.000	53-86	.616	64	175	239	2.6	134	1	136	62	3	88	351	3.9	

at guard... a six-five freshman... from Birmingham, Alabama... number twenty-three...

C.J. JONES



@CJ_Jones2 NEWS & NOTES »

- Hit a career-high three 3-pointers against Austin Peay, tying a career-high with 11 points. Also swatted three shots in the 99-62 victory.
- Saw his first action in the Southern Illinois game, scoring 11 points on 2-of-4 shooting from behind the arc, 3-of-5 from the field.
- His first two baskets as a Razorback were a wide open 3-pointer 33 seconds after subbing in, followed by an alley-oop dunk from Anton Beard shortly after.
- Sat out the season opener due to an injury (sprained knee).
- Ranked as the No. 6 player in the state of Alabama.
- Led his high school team in scoring his final two seasons.
- Averaged 28 points, 6 rebounds, 4 assists and 3 steals per game as a senior.

» GAME-BY-GAME STATS »

OPPONENT	DATE	GS	MIN	FG-FGA	PCT	3FG-FGA	PCT	FT-FTA	PCT	ORB	DRB	TOTL	AVG	PF	A	TO	BLK	STL	PTS	AVG
FORT WAYNE	11/11/16	dnp	-	-	-	-	-	-	-	-	-	-	-	-	-	-	-	-	-	-
SOUTHERN ILLINOIS	11/14/16	17	3-5	.600	2-4	.500	3-3	1.000	0	2	2	2.0	2	0	0	0	0	0	11	11.0
UT ARLINGTON	11/18/16	dnp	-	-	-	-	-	-	-	-	-	-	-	-	-	-	-	-	-	-
at Minnesota	11/22/16	4	0-0	.000	0-0	.000	0-0	.000	0	0	0	1.0	1	0	1	0	0	0	0	5.5
MOUNT ST. MARY'S	11/28/16	14	1-4	.250	1-3	.333	2-2	1.000	0	1	1	1.0	1	1	1	0	0	0	5	5.3
STEPHEN F. AUSTIN	12/01/16	11	2-5	.400	2-2	1.000	0-0	.000	0	1	1	1.0	1	1	1	1	0	6	5.5	
AUSTIN PEAY	12/03/16	15	4-6	.667	3-4	.750	0-0	.000	0	0	0	0.8	2	2	0	3	0	11	6.6	
HOUSTON	12/06/16	7	1-2	.500	1-2	.500	0-0	.000	0	2	2	1.0	1	1	0	0	0	3	6.0	
NORTH FLORIDA	12/10/16	5	0-1	.000	0-1	.000	0-0	.000	0	1	1	1.0	0	1	0	0	0	0	5.1	
vs Texas	12/17/16	dnp	-	-	-	-	-	-	-	-	-	-	-	-	-	-	-	-	-	-
NORTH DAKOTA STATE	12/20/16	11	0-0	.000	0-0	.000	0-0	.000	0	2	2	1.1	0	0	0	1	0	0	4.5	
vs Sam Houston State	12/22/16	14	3-5	.600	1-2	.500	0-2	.000	0	1	1	1.1	1	0	0	0	0	7	4.8	
FLORIDA	12/29/16	dnp	-	-	-	-	-	-	-	-	-	-	-	-	-	-	-	-	-	-
at Tennessee	01/03/17	dnp	-	-	-	-	-	-	-	-	-	-	-	-	-	-	-	-	-	-
at Kentucky	01/07/17	1	0-0	.000	0-0	.000	0-0	.000	0	0	0	1.0	0	0	0	0	0	0	4.3	
Totals		0	99	14-28	.500	10-18	.556	5-7	.714	0	10	10	1.0	9	6	3	5	0	43	4.3

Games played: 10
Minutes/game: 9.9
Points/game: 4.3
FG Pct: 50.0
3FG Pct: 55.6
FT Pct: 71.4

Rebounds/game: 1.0
Assists/game: 0.6
Turnovers/game: 0.3
Assist/turnover ratio: 2.0
Blocks/game: 0.5

» SEASON/CAREER HIGHS »

POINTS

Season: 11 (2x) last vs. Austin Peay (12/3/16)
Career: 11 (2x) last vs. Austin Peay (12/3/16)

FIELD GOALS

Season: 4 vs. Austin Peay (12/3/16)
Career: 4 vs. Austin Peay (12/3/16)

FIELD GOALS ATTEMPTED

Season: 6 vs. Austin Peay (12/3/16)
Career: 6 vs. Austin Peay (12/3/16)

3-POINT FIELD GOALS

Season: 3 vs. Austin Peay (12/3/16)
Career: 3 vs. Austin Peay (12/3/16)

3-POINT FG ATTEMPTS

Season: 4 (2x) last vs. Austin Peay (12/3/16)
Career: 4 (2x) last vs. Austin Peay (12/3/16)

FREE THROWS MADE

Season: 3 vs. Southern Illinois (11/14/16)
Career: 3 vs. Southern Illinois (11/14/16)

FREE THROWS ATTEMPTS

Season: 3 vs. Southern Illinois (11/14/16)
Career: 3 vs. Southern Illinois (11/14/16)

REBOUNDS

Season: 2 (3x) last vs. North Dakota State (12/20/16)
Career: 2 (3x) last vs. North Dakota State (12/20/16)

ASSISTS

Season: 2 vs. Austin Peay (12/3/16)
Career: 2 vs. Austin Peay (12/3/16)

STEALS

Season: --
Career: --

BLOCKS

Season: 3 vs. Austin Peay (12/3/16)
Career: 3 vs. Austin Peay (12/3/16)

MINUTES

Season: 17 vs. Southern Illinois (11/14/16)
Career: 17 vs. Southern Illinois (11/14/16)

» CAREER STATISTICS AT ARKANSAS »

			Total		3-Point		F-Throws		Rebounds											Scoring	
Season	gp-gs	min/avg	fg-fga	pct	fg-fga	pct	ft-fa	pct	off	def	tot	avg	pf	fo	ast	to	blk	stl	pts	avg	
2016-17	10-0	99/9.9	14-28	.500	10-18	.556	5-7	.714	0	10	10	1.0	9	0	6	3	5	0	43	4.3	
TOTAL	10-0	99/9.9	14-28	.500	10-18	.556	5-7	.714	0	10	10	1.0	9	0	6	3	5	0	43	4.3	

at guard... a **six-foot** junior... from North Little Rock, **Arkansas**... number **thirty one**...

ANTON BEARD



» @AntonBeard31 NEWS & NOTES »

- Tied a season-high with 16 points at Tennessee, shooting 6-of-8 from the field, 4-of-5 from the free throw line.
- Has 33 assists and only 15 turnovers to start the year.
- Recorded 16 points against Sam Houston State in his hometown of North Little Rock on Dec. 22.
- Has brought down multiple rebounds in nine of the last 13 games and three or more rebounds in eight of the last 13.
- Has an offensive board in 10 of the last 14 games.
- Scored 12 points in the second half against UT Arlington.
- Recorded a career-high six assists in the victory over Southern Illinois.
- Five of his seven double-digit efforts last season came against SEC opponents.
- Scored a career high 18 points at Georgia (1/23/16) last season on 5 of 9 shooting from the field.

» GAME-BY-GAME STATS »

Opponent	Date	gs	min	fg-fga	pct	3fg-fga	pct	ft-fa	pct	off	def	tot	avg	pf	a	to	blk	stl	pts	avg
FORT WAYNE	11/11/16	16	4-6	.667	2-3	.667	2-3	.667	0	1	1	1.0	4	3	0	0	2	12	12.0	
SOUTHERN ILLINOIS	11/14/16	17	2-6	.333	1-4	.250	0-0	.000	1	0	1	1.0	1	6	1	0	1	5	8.5	
UT ARLINGTON	11/18/16	18	4-8	.500	2-3	.667	2-2	1.000	1	5	6	2.7	2	2	0	0	0	12	9.7	
at Minnesota	11/22/16	20	2-6	.333	0-1	.000	0-0	.000	5	0	5	3.3	1	2	1	0	0	4	8.3	
MOUNT ST. MARY'S	11/28/16	*	23	4-8	.500	2-3	.667	1-2	.500	3	1	4	3.4	0	3	1	0	0	11	8.8
STEPHEN F. AUSTIN	12/01/16	*	23	2-5	.400	0-2	.000	5-6	.833	1	2	3	3.3	3	3	2	0	4	9	8.8
AUSTIN PEAY	12/03/16	17	2-9	.222	1-4	.250	2-2	1.000	2	2	4	3.4	2	4	1	0	1	7	8.6	
HOUSTON	12/06/16	24	3-6	.500	0-2	.000	3-5	.600	1	1	2	3.3	2	1	1	0	2	9	8.6	
NORTH FLORIDA	12/10/16	20	3-8	.375	0-3	.000	0-0	.000	0	0	0	2.9	0	2	1	0	1	6	8.3	
vs Texas	12/17/16	23	2-9	.222	0-2	.000	2-2	1.000	2	3	5	3.1	3	2	2	0	0	6	8.1	
NORTH DAKOTA STATE	12/20/16	24	3-7	.429	3-6	.500	2-2	1.000	0	1	1	2.9	3	0	2	0	0	11	8.4	
vs Sam Houston State	12/22/16	18	4-6	.667	2-3	.667	6-8	.750	2	1	3	2.9	1	1	0	0	0	16	9.0	
FLORIDA	12/29/16	24	3-5	.600	1-2	.500	3-3	1.000	0	0	0	2.7	2	1	2	0	2	10	9.1	
at Tennessee	01/03/17	25	6-8	.750	0-0	.000	4-5	.800	1	2	3	2.7	2	2	1	0	1	16	9.6	
at Kentucky	01/07/17	22	1-7	.143	0-2	.000	2-5	.400	0	0	0	2.5	4	1	0	0	0	4	9.2	
Totals		2	314	45-104	.433	14-40	.350	34-45	.756	19	19	38	2.5	30	33	15	0	14	138	9.2

Games played: 15
Minutes/game: 20.9
Points/game: 9.2
FG Pct: 43.3
3FG Pct: 35.0
FT Pct: 75.6

Rebounds/game: 2.5
Assists/game: 2.2
Turnovers/game: 1.0
Assist/turnover ratio: 2.2
Steals/game: 0.9

» SEASON/CAREER HIGHS »

POINTS

Season: 16 (2x) last at Tennessee (1/3/17)
Career: 18 at Georgia (1/23/16)

FIELD GOALS

Season: 6 at Tennessee (1/3/17)
Career: 6 at Tennessee (1/3/17)

FIELD GOALS ATTEMPTED

Season: 9 (2x) last vs. Texas (12/17/16)
Career: 13 at Dayton (12/30/15)

3-POINT FIELD GOALS

Season: 3 vs. North Dakota State (12/20/16)
Career: 4 at Ole Miss (Feb. 14, 2015)

3-POINT FG ATTEMPTS

Season: 6 vs. North Dakota State (12/20/16)
Career: 7 at Dayton (12/30/15)

FREE THROWS MADE

Season: 6 vs. Sam Houston State (12/22/16)
Career: 7 at Georgia (1/23/16)

FREE THROWS ATTEMPTS

Season: 8 vs. Sam Houston State (12/22/16)
Career: 9 at Georgia (1/23/16)

REBOUNDS

Season: 6 vs. UT Arlington (11/18/16)
Career: 7 vs. Delaware State (11/21/15)

ASSISTS

Season: 6 vs. Southern Illinois (11/14/16)
Career: 5 (4x) last at Dayton (12/30/15)

STEALS

Season: 4 vs. Stephen F. Austin (12/1/16)
Career: 5 vs. Milwaukee (12/22/14)

BLOCKS

Season: --
Career: 1 at Missouri (1/12/16)

MINUTES

Season: 25 at Tennessee (1/3/17)
Career: 33 vs. Tennessee (3/13/15)

» CAREER STATISTICS AT ARKANSAS »

			Total		3-Point		F-Throws		Rebounds											Scoring	
Season	gp-gs	min/avg	fg-fga	pct	fg-fga	pct	ft-fa	pct	off	def	tot	avg	pf	fo	ast	to	blk	stl	pts	avg	
2014-15	35-16	662/18.9	66-172	.384	31-88	.352	35-55	.636	31	36	67	1.9	84	4	53	32	0	35	198	5.7	
2015-16	23-1	481/20.9	57-164	.348	19-66	.288	27-42	.643	13	40	53	2.3	53	2	41	17	2	24	160	7.0	
2016-17	15-2	314/20.9	45-104	.433	14-40	.350	34-45	.756	19	19	38	2.5	30	0	33	15	0	14	138	9.2	
TOTAL	73-19	1457/20.0	168-440	.382	64-194	.330	96-142	.676	63	95	158	2.2	167	6	127	64	2	73	496	6.8	

at forward... a **six-ten** senior... from Abuja, **Nigeria**... number **thirty-three**...

MOSES KINGSLEY



» @KingMoses_ NEWS & NOTES »

- Is T-13th in the country with three games of 5-plus blocks and T-5th with nine games of 3+ blocks.
- Leads the SEC and ranks T-13th in the country with 2.9 blocks per game.
- Is currently the SEC's active leader in double-doubles with 20.
- Third on the team in scoring at 11.3 points per game.
- Has 10 games this season with multiple blocks, three with five or more swats.
- Has 3+ blocks in 10 games this season, including three of last four.
- Is one of two players (Oliver Miller) in program history to reach 900 points, 600 rebounds and 200 blocks.
- Finished one rebound, one point and three blocks away from his first triple-double in the season opener.
- Preseason SEC Player of the Year (Media). Third in school history (Ronnie Brewer/Joe Johnson).
- Preseason first team All-SEC (Coaches).
- On watch lists for the Wooden Award, Naismith Trophy, Kareem Abdul-Jabbar Award and Lute Olson Award.

» GAME-BY-GAME STATS »

Opponent	Date	GS	min	fg-fga	pct	fg-fga	pct	ft-fa	pct	off	def	tot	avg	pf	a	to	blk	stl	pts	avg	
FORT WAYNE	11/11/16	*	28	4-9	.444	0-0	.000	1-2	.500	3	6	9	9.0	4	3	0	7	1	9	9.0	
SOUTHERN ILLINOIS	11/14/16	*	22	4-10	.400	0-1	.000	7-7	1.000	1	6	7	8.0	1	0	1	5	1	15	12.0	
UT ARLINGTON	11/18/16	*	30	2-5	.400	0-0	.000	1-2	.500	1	2	3	6.3	4	1	3	4	1	5	9.7	
at Minnesota	11/22/16	*	27	3-8	.375	0-0	.000	4-5	.800	2	8	10	7.3	5	0	2	3	1	10	9.8	
MOUNT ST. MARY'S	11/28/16	*	26	3-8	.375	0-0	.000	3-6	.500	5	8	13	8.4	3	4	3	1	0	9	9.6	
STEPHEN F. AUSTIN	12/01/16	*	29	4-5	.800	0-0	.000	4-5	.800	1	5	6	8.0	2	2	1	0	2	12	10.0	
AUSTIN PEAY	12/03/16	*	22	4-7	.571	1-1	1.000	4-4	1.000	3	4	7	7.9	3	5	4	3	0	13	10.4	
HOUSTON	12/06/16	*	27	6-9	.667	0-0	.000	2-3	.667	4	5	9	8.0	2	1	3	2	1	14	10.9	
NORTH FLORIDA	12/10/16	*	26	5-7	.714	0-0	.000	3-4	.750	2	8	10	8.2	4	1	3	1	0	13	11.1	
vs Texas	12/17/16	*	32	2-8	.250	0-0	.000	3-3	1.000	1	9	10	8.4	1	0	2	5	0	7	10.7	
NORTH DAKOTA STATE	12/20/16	*	27	4-10	.400	0-1	.000	3-3	1.000	1	7	8	8.4	3	0	2	1	0	11	10.7	
vs Sam Houston State	12/22/16	*	23	5-9	.556	0-0	.000	7-9	.778	3	4	7	8.3	1	2	1	3	0	17	11.3	
FLORIDA	12/29/16	*	32	5-15	.333	0-0	.000	3-6	.500	5	9	14	8.7	3	1	3	4	0	13	11.4	
at Tennessee	01/03/17	*	31	3-10	.300	0-0	.000	1-5	.200	0	10	10	8.8	1	3	1	3	2	7	11.1	
at Kentucky	01/07/17	*	33	4-8	.500	1-1	1.000	5-5	1.000	1	6	7	8.7	4	2	2	1	1	14	11.3	
Totals			15	415	58-128	.453	2-4	.500	51-69	.739	33	97	130	8.7	41	25	31	43	10	169	11.3

Games played: 15
Minutes/game: 27.7
Points/game: 11.3
FG Pct: 45.3
3FG Pct: 50.0
FT Pct: 73.9

Rebounds/game: 8.7
Assists/game: 1.7
Turnovers/game: 2.1
Assist/turnover ratio: 0.8
Steals/game: 0.7
Blocks/game: 2.9

» SEASON/CAREER HIGHS »

POINTS

Season: 17 vs. Sam Houston State (12/22/16)
Career: 26 at Dayton (Dec. 30, 2015)

FIELD GOALS

Season: 6 vs. Houston (12/6/16)
Career: 11 vs. North Florida (Dec. 22, 2015)

FIELD GOALS ATTEMPTED

Season: 15 vs. No. 25 Florida (12/29/16)
Career: 17 (2x) last vs. Vanderbilt (1/5/16)

3-POINT FIELD GOALS

Season: 1 (2x) last at No. 6 Kentucky (1/7/17)
Career: 1 (3x) last at No. 6 Kentucky (1/7/17)

3-POINT FG ATTEMPTS

Season: 1 (2x) last at No. 6 Kentucky (1/7/17)
Career: 1 (4x) last at No. 6 Kentucky (1/7/17)

FREE THROWS MADE

Season: 7 (2x) last vs. Sam Houston State (12/22/16)
Career: 9 vs. LSU (Feb. 23, 2016)

FREE THROWS ATTEMPTS

Season: 9 vs. Sam Houston State (12/22/16)
Career: 14 vs. Auburn (Feb. 17, 2016)

REBOUNDS

Season: 14 vs. No. 25 Florida (12/29/16)
Career: 14 (3x) last vs. No. 25 Florida (12/29/16)

ASSISTS

Season: 5 vs. Austin Peay (12/3/16)
Career: 5 vs. Austin Peay (12/3/16)

STEALS

Season: 2 (2x) last vs. Tennessee (1/3/17)
Career: 4 (2x) last vs. Auburn (2/17/16)

BLOCKS

Season: 7 vs. Fort Wayne (11/11/16)
Career: 8 vs. Tennessee Tech (12/12/15)

MINUTES

Season: 33 at No. 6 Kentucky (1/7/17)
Career: 40 at Dayton (12/30/15)

» CAREER STATISTICS AT ARKANSAS »

			Total		3-Point		F-Throws		Rebounds											Scoring	
Season	gp-gs	min/avg	fg-fga	pct	fg-fga	pct	ft-fa	pct	off	def	tot	avg	pf	fo	ast	to	blk	stl	pts	avg	
2013-14	32-0	368/11.5	43-81	.531	1-2	.500	41-63	.651	39	63	102	3.2	41	0	7	14	49	14	128	4.0	
2014-15	36-4	391/10.9	49-101	.485	0-0	.000	33-53	.623	45	45	90	2.5	56	0	11	23	38	15	131	3.6	
2015-16	32-31	945/29.5	183-334	.548	0-0	.000	142-223	.637	103	196	299	9.3	94	4	39	65	76	36	508	15.9	
2016-17	15-15	415/27.7	58-128	.453	2-4	.500	51-69	.739	33	97	130	8.7	41	1	25	31	43	10	169	11.3	
TOTAL	115-50	2119/18.4	333-644	.517	3-6	.500	267-408	.654	220	401	621	5.4	232	5	82	133	206	75	936	8.1	

GAME 1

Arkansas vs Fort Wayne

Nov. 11, 2016 at 7 p.m. at Fayetteville, Ark. (Bud Walton Arena)

Fort Wayne 83 • 0-1

#	Player	Total		3-Ptr		Rebounds			PF	TP	A TO Blk Stl					Min
		FG-FGA	FG-FGA	FT-FTA	Off Def Tot	PF	TP	A TO Blk Stl								
02	Stewart,Deangelo	f	1-9	1-6	0-0	2 2 4	3	3	0 1 0	1	22					
45	Calhoun,Brent	c	1-7	0-0	2-2	2 4 6	3	4	0 1 0	0	25					
00	Evans,Mo	g	5-10	1-4	2-2	0 1 1	2	13	3 4 0	1	25					
01	Scott,Bryson	g	2-10	2-7	7-14	2 4 6	4	13	3 5 0	1	27					
55	Konchar,John	g	4-8	1-1	8-10	5 7 12	2	17	4 1 1	2	37					
05	Charles Ruise Jr		0-4	0-3	0-1	1 0 1	1	0	0 0 0	0	12					
13	Levitich,Jax		0-0	0-0	0-0	0 1 1	0	0	0 0 0	0	2					
22	Taylor,Xzavier		5-8	0-0	2-5	3 0 3	4	12	0 0 0	0	15					
32	Harrell,Kason		4-7	3-6	3-4	1 2 3	1	14	1 0 1	0	25					
34	Talla,Racine		3-6	1-1	0-2	3 0 3	4	7	1 0 0	0	10					
Team					2 3 5											
Totals			25-69	9-28	24-40	21 24 45	24	83	12 12 2	5	200					

FG % 1st Half: 15-37 40.5% 2nd half: 10-32 31.3% Game: 25-69 36.2% Deadball Rebounds 8,3
 3FG % 1st Half: 6-18 33.3% 2nd half: 3-10 30.0% Game: 9-28 32.1%
 FT % 1st Half: 9-18 50.0% 2nd half: 15-22 68.2% Game: 24-40 60.0%

Arkansas 92 • 1-0

#	Player	Total		3-Ptr		Rebounds			PF	TP	A TO Blk Stl					Min
		FG-FGA	FG-FGA	FT-FTA	Off Def Tot	PF	TP	A TO Blk Stl								
13	Thomas, Dustin	f	4-6	0-0	2-3	1 5 6	5	10	0 3 0	0	18					
33	Kingsley, Moses	f	4-9	0-0	1-2	3 6 9	4	9	3 0 7	1	28					
00	Barford, Jaylen	g	4-9	1-1	1-2	1 4 5	3	10	4 2 0	1	27					
03	Hannahs, Dusty	g	7-17	1-6	8-10	1 0 1	1	23	2 1 0	1	30					
04	Macon, Daryl	g	5-11	2-6	1-2	2 5 7	3	13	5 4 0	4	33					
01	Thompson, Trey		2-2	0-0	1-2	0 4 4	3	5	1 0 2	0	13					
02	Bailey, Adrio		0-0	0-0	0-0	0 1 1	1	0	0 1 0	0	3					
05	Cook, Arlando		0-0	0-0	0-0	0 0 0	3	0	0 2 0	0	5					
21	Watkins, Manuale		5-6	0-0	0-0	0 3 3	2	10	2 0 0	0	27					
31	Beard, Anton		4-6	2-3	2-3	0 1 1	4	12	3 0 0	2	16					
Team					2 0 2											
Totals			35-66	6-16	16-24	10 29 39	29	92	20 13 9	9	200					

FG % 1st Half: 18-30 60.0% 2nd half: 17-36 47.2% Game: 35-66 53.0% Deadball Rebounds 2,2
 3FG % 1st Half: 5-8 62.5% 2nd half: 1-8 12.5% Game: 6-16 37.5%
 FT % 1st Half: 10-13 76.9% 2nd half: 6-11 54.5% Game: 16-24 66.7%

Officials: Mike Nance, Brian Shey, Rob Rorke
 Technical fouls: Fort Wayne-None. Arkansas-None.
 Attendance: 13787
 Estimated Actual Attendance: 7,504
 Fouled out: Arkansas #13, Thomas (1:35)

Score by periods	1st	2nd	Total
Fort Wayne	45	38	83
Arkansas	51	41	92

Last FG - FW 2nd-00:33, AR 2nd-01:00.
 Largest lead - FW by 6 1st-08:06, AR by 15 2nd-02:42.
 FW led for 07:16. AR led for 31:22. Game was tied for 00:52.

Score tied - 4 times.
 Lead changed - 4 times.

GAME 3

Arkansas vs UT Arlington

Nov. 18, 2016 at 7 p.m. at Fayetteville, Ark. (Bud Walton Arena)

UT Arlington 67 • 1-3

#	Player	Total		3-Ptr		Rebounds			PF	TP	A TO Blk Stl					Min
		FG-FGA	FG-FGA	FT-FTA	Off Def Tot	PF	TP	A TO Blk Stl								
34	Pope,Faith	f	1-5	0-1	3-4	2 3 5	3	5	0 0 1	2	13					
45	Bilbao,Jorge	f	1-4	0-0	2-2	6 3 9	3	4	0 2 0	0	28					
01	Neal,Erick	g	5-10	2-5	3-4	1 2 3	2	15	3 4 0	2	29					
04	Charles,Drew	g	4-6	3-5	0-0	0 1 1	1	11	2 2 0	0	26					
10	Jones,Jalen	g	3-10	3-6	1-2	2 1 3	4	10	2 1 0	0	26					
02	Bryant,DJ		1-2	0-1	0-0	0 0 0	2	2	2 1 0	1	11					
03	Hawkins,Nathan		1-2	0-1	0-0	0 1 1	3	2	0 1 1	0	14					
05	Wilson,Kaelon		3-8	2-5	0-0	0 2 2	1	8	2 3 1	1	22					
13	Kiris,Erkam		0-0	0-0	0-0	0 1 1	0	0	0 0 0	0	2					
20	Harris,Julian		1-3	0-0	0-0	1 1 2	1	2	0 0 0	0	6					
22	Kabadyundi,Link		0-1	0-0	0-0	0 0 0	1	0	0 0 0	0	5					
25	Hervy,Kevin		3-8	2-5	0-0	0 3 3	4	8	1 3 0	0	18					
Team					2 2 4											
Totals			23-59	12-29	9-12	14 20 34	25	67	12 18 3	6	200					

FG % 1st Half: 15-31 48.4% 2nd half: 8-28 28.6% Game: 23-59 39.0% Deadball Rebounds 2,1
 3FG % 1st Half: 8-15 53.3% 2nd half: 4-14 28.6% Game: 12-29 41.4%
 FT % 1st Half: 5-6 83.3% 2nd half: 4-6 66.7% Game: 9-12 75.0%

Arkansas 71 • 3-0

#	Player	Total		3-Ptr		Rebounds			PF	TP	A TO Blk Stl					Min
		FG-FGA	FG-FGA	FT-FTA	Off Def Tot	PF	TP	A TO Blk Stl								
13	Thomas, Dustin	f	1-3	0-0	6-8	2 4 6	4	8	2 1 1	2	28					
33	Kingsley, Moses	c	2-5	0-0	1-2	1 2 3	4	5	1 3 4	1	30					
00	Barford, Jaylen	g	6-12	1-2	4-6	3 3 6	1	17	2 6 0	3	31					
03	Hannahs, Dusty	g	2-10	2-7	5-6	1 0 1	1	11	2 0 0	1	27					
04	Macon, Daryl	g	2-6	0-3	3-4	0 2 2	4	7	0 1 0	2	26					
01	Thompson, Trey		1-2	0-0	1-1	3 1 4	2	3	0 2 0	0	7					
05	Cook, Arlando		0-2	0-0	1-2	1 0 1	0	1	0 1 1	1	13					
21	Watkins, Manuale		3-5	0-0	1-1	1 2 3	0	7	1 0 0	1	20					
31	Beard, Anton		4-8	2-3	2-2	1 5 6	2	12	2 0 0	0	18					
Team					1 2 3											
Totals			21-53	5-15	24-32	14 21 35	18	71	10 14 6	11	200					

FG % 1st Half: 9-29 31.0% 2nd half: 12-24 50.0% Game: 21-53 39.6% Deadball Rebounds 5,2
 3FG % 1st Half: 2-9 22.2% 2nd half: 3-6 50.0% Game: 5-15 33.3%
 FT % 1st Half: 12-15 80.0% 2nd half: 12-17 70.6% Game: 24-32 75.0%

Officials: Olandis Poole, Rusty Phillips, Garrick Shannon
 Technical fouls: UT Arlington-None. Arkansas-None.
 Attendance: 13587
 Estimated Actual Attendance: 6623

Score by periods	1st	2nd	Total
UT Arlington	43	24	67
Arkansas	32	39	71

Last FG - UTA 2nd-00:41, AR 2nd-00:58.
 Largest lead - UTA by 17 1st-12:37, AR by 7 2nd-10:36.
 UTA led for 26:34. AR led for 11:37. Game was tied for 01:49.

Score tied - 3 times.
 Lead changed - 1 time.

GAME 2

Arkansas vs Southern Illinois

Nov. 14, 2016 at 7 p.m. at Fayetteville, Ark. (Bud Walton Arena)

Southern Illinois 65 • 0-2

#	Player	Total		3-Ptr		Rebounds			PF	TP	A TO Blk Stl					Min
		FG-FGA	FG-FGA	FT-FTA	Off Def Tot	PF	TP	A TO Blk Stl								
33	O'Brien,Sean	f	3-8	0-1	0-0	0 2 2	4	6	0 4 0	0	21					
40	Boi,Thik	f	3-9	0-0	3-4	4 8 12	1	9	1 2 1	1	28					
01	Rodriguez,Mike	g	0-7	0-2	4-6	1 1 2	1	4	4 1 0	1	25					
05	Vincent,Leo	g	3-8	2-5	2-2	0 4 4	3	10	1 1 0	0	31					
22	Fletcher,Armon	g	5-7	3-4	0-0	2 3 5	3	13	1 3 0	3	32					
00	Wiley,Jonathan		1-4	0-1	0-0	0 2 2	1	2	0 3 0	0	9					
10	Cook,Aaron		1-2	0-1	4-4	0 0 0	0	6	3 1 0	2	18					
13	Lloyd,Sean		4-9	1-3	1-2	0 1 1	2	10	0 0 0	1	15					
15	Weihert,Austin		1-2	0-1	1-2	0 0 0	1	3	0 2 0	0	11					
24	Stradnieks,Rudy		1-4	0-0	0-0	3 0 3	0	2	0 0 0	1	10					
Team					2 1 3											
Totals			22-60	6-18	15-20	12 22 34	16	65	10 17 1	9	200					

FG % 1st Half: 8-33 24.2% 2nd half: 14-27 51.9% Game: 22-60 36.7% Deadball Rebounds 3
 3FG % 1st Half: 3-10 30.0% 2nd half: 3-8 37.5% Game: 6-18 33.3%
 FT % 1st Half: 6-8 75.0% 2nd half: 9-12 75.0% Game: 15-20 75.0%

Arkansas 90 • 2-0

#	Player		Total		3-Ptr		Rebounds			PF	TP	A TO Blk Stl					Min
			FG-FGA	FG-FGA	FT-FTA	Off	Def	Total									
13	Thomas, Dustin	f	1-3	0-0	0-0	1	0	1	1	2	4	0	0	0	1	18	
33	Kingsley, Moses	f	4-10	0-1	7-7	1	6	7	1	15	0	1	5	1	0	22	
00	Barford, Jaylen	g	4-7	1-2	0-2	0	2	2	2	9	2	2	0	0	0	22	
03	Hannahs, Dusty	g	5-7	5-6	4-4	1	4	5	2	19	1	1	0	0	0	20	
04	Macon, Daryl	g	4-6	4-6	0-0	0	2	2	2	12	5	0	1	1	0	20	
01	Thompson, Trey		1-3	0-0	2-2	1	3	4	3	4	1	1	0	1	0	15	
02	Bailey, Adrio		0-1	0-0	0-2	1	0	1	1	0	0	3	0	0	0	7	
05	Cook, Arlando		4-8	0-0	1-1	0	2	2	0	9	0	1	1	1	1	13	
12	Hazen, Brachen		0-0	0-0	0-0	1	1	2	3	0	0	4	0	0	0	8	
21	Watkins, Manuale		2-5	0-0	0-0	2	1	3	2	4	0	4	0	0	1	21	
23	Jones, CJ		3-5	2-4	3-3	0	2	2	2	11	0	0	0	0	0	17	
31	Beard, Anton		2-6	1-4	0-0	1	0	1	1	5	6	1	0	1	1	17	

GAME

5

Arkansas vs Mount St. Mary's
Nov. 28, 2016 at 7 p.m. at Fayetteville, Ark. (Bud Walton Arena)

Mount St. Mary's 76 • 1-7

#	Player	Total		3-Ptr		Rebounds			PF	TP	A TO Blk Stl				Min
		FG-FGA	FG-FGA	FT-FTA	FT-FTA	Off	Def	Tot			A	TO	Blk	Stl	
05	Wray,Chris	f	3-5	0-0	1-4	1	3	4	1	7	1	0	0	1	30
01	Salah,Mawdo	c	4-5	0-0	0-0	2	3	5	4	8	1	0	1	0	22
00	Robinson,Junior	g	2-8	2-5	1-2	0	0	0	4	7	3	3	1	0	37
23	Alexander,Greg	g	5-11	2-8	0-0	2	2	4	1	12	0	1	0	1	28
55	Long,Elijah	g	6-17	2-4	10-10	0	7	7	3	24	7	5	0	0	36
04	Nwandu,Khalid		0-0	0-0	0-0	0	1	1	0	0	0	0	0	0	4
10	Wilson,Miles		1-1	1-1	0-0	0	1	1	4	3	1	1	0	0	15
11	Miller,Will		3-10	3-10	0-0	0	3	3	2	9	0	0	0	0	16
12	Glover,Charles		2-3	0-1	0-0	0	0	0	0	4	0	0	0	0	6
20	Gurdon,Sean		0-0	0-0	0-0	0	0	0	0	0	1	0	0	0	1
21	Miller,Randy		0-0	0-0	0-0	0	0	0	0	0	1	1	0	1	3
25	Thurstun,Bryce		0-0	0-0	0-0	0	1	1	0	0	0	0	0	0	1
54	Gomes,Ryan		1-1	0-0	0-0	0	0	0	1	2	0	0	0	0	1
Team						2	2	4							
Totals			27-61	10-29	12-16	7	23	30	21	76	15	11	2	3	200
FG % 1st Half:		15-30	50.0%	2nd half:	12-31	38.7%	Game:		27-61	44.3%	Deadball Rebounds				
3FG % 1st Half:		4-11	36.4%	2nd half:	6-18	33.3%	Game:		10-29	34.5%					
FT % 1st Half:		3-3	100.0	2nd half:	9-13	69.2%	Game:		12-16	75.0%					

Arkansas 89 • 4-1

#	Player	Total		3-Ptr		Rebounds			PF	TP	A TO Blk Stl				Min
		FG-FGA	FG-FGA	FT-FTA	FT-FTA	Off	Def	Tot			A	TO	Blk	Stl	
13	Thomas, Dustin	f	6-7	1-1	0-0	1	4	5	3	13	1	0	0	1	23
33	Kingsley, Moses	f	3-8	0-0	3-6	5	8	13	3	9	4	3	1	0	26
03	Hannahs, Dusty	g	4-14	0-5	4-4	1	1	2	1	12	1	1	0	1	20
21	Watkins, Manuale	g	4-6	0-0	0-0	2	4	6	0	8	4	0	0	2	22
31	Beard, Anton	g	4-8	2-3	1-2	3	1	4	0	11	3	1	0	0	23
00	Barford, Jaylen		5-8	2-4	1-1	0	1	1	2	13	1	0	0	2	23
01	Thompson, Trey		0-1	0-0	0-0	1	4	5	3	0	1	0	0	1	13
02	Bailey, Adrio		0-0	0-0	0-0	0	0	0	0	0	1	0	0	1	4
04	Macon, Daryl		4-7	2-3	5-6	0	0	0	3	15	2	1	0	0	18
05	Cook, Arlando		1-4	0-0	1-2	0	2	2	1	3	1	0	0	0	13
12	Hazen, Brachen		0-0	0-0	0-2	0	0	0	0	0	0	0	0	0	1
23	Jones, CJ		1-4	1-3	2-2	0	1	1	1	5	1	1	0	0	14
Team						1	1	2							
Totals			32-67	8-19	17-25	14	27	41	17	89	20	7	1	8	200
FG % 1st Half:		19-37	51.4%	2nd half:	13-30	43.3%	Game:		32-67	47.8%	Deadball Rebounds				
3FG % 1st Half:		5-9	55.6%	2nd half:	3-10	30.0%	Game:		8-19	42.1%					
FT % 1st Half:		2-4	50.0%	2nd half:	15-21	71.4%	Game:		17-25	68.0%					

Officials: Mike Nance, Keith Kimble, Todd Austin
Technical fouls: Mount St. Mary's-None. Arkansas-None.
Attendance: 13321
Estimated Actual Attendance: 4,256

Score by periods	1st	2nd	Total		In	Off	2nd	Fast	
Mount St. Mary's	37	39	76	Points	Paint	T/O	Chance	Break	Bench
Arkansas	45	44	89	MOUNT	34	10	6	9	18
				AR	48	18	13	21	36

Last FG - MOUNT 2nd-00:18, AR 2nd-01:54.
Largest lead - MOUNT by 4 1st-18:27, AR by 21 2nd-06:41.
MOUNT led for 03:05, AR led for 35:10. Game was tied for 01:45.

Score tied - 1 time.
Lead changed - 3 times.

GAME

7

Arkansas vs Austin Peay
Dec. 3, 2016 at 7 p.m. at Fayetteville, Ark. (Bud Walton Arena)

Austin Peay 62 • 4-4

#	Player	Total		3-Ptr		Rebounds			PF	TP	A TO Blk Stl				Min
		FG-FGA	FG-FGA	FT-FTA	FT-FTA	Off	Def	Tot			A	TO	Blk	Stl	
03	Porter-Bunton,Chris	f	1-5	0-1	2-4	2	1	3	3	4	2	2	0	0	16
42	Jones,Kenny	f	4-10	0-0	0-1	4	1	5	2	8	1	1	0	1	26
02	Savage,Jared	g	2-7	2-5	0-0	2	2	4	2	6	0	0	1	0	38
04	Robinson,Josh	g	3-14	0-5	3-3	0	3	3	1	9	5	4	0	0	38
31	Murry,John	g	9-16	2-3	3-4	3	0	3	0	23	2	3	0	0	33
02	Diop,Assane		4-5	0-0	1-1	1	2	3	2	9	0	1	1	0	18
10	Ivory,Tre'		0-1	0-0	0-0	0	0	0	0	0	0	0	0	0	2
23	Harris,Steve		1-1	0-0	0-0	0	1	1	0	2	0	0	0	0	2
23	Dobbs,Jartavious		0-0	0-0	0-0	1	2	3	0	0	0	0	0	0	2
25	Clayton,Dre'Kalo		0-4	0-1	1-2	0	3	3	1	1	0	1	1	0	18
45	Glotta,Zach		0-2	0-2	0-0	1	0	1	0	0	0	1	0	0	7
Team						1	1	2							
Totals			24-65	4-17	10-15	15	16	31	11	62	10	13	3	1	200
FG % 1st Half:		12-30	40.0%	2nd half:	12-35	34.3%	Game:		24-65	36.9%	Deadball Rebounds				
3FG % 1st Half:		2-8	25.0%	2nd half:	2-9	22.2%	Game:		4-17	23.5%					
FT % 1st Half:		5-8	62.5%	2nd half:	5-7	71.4%	Game:		10-15	66.7%					

Arkansas 99 • 6-1

#	Player	Total		3-Ptr		Rebounds			PF	TP	A TO Blk Stl				Min
		FG-FGA	FG-FGA	FT-FTA	FT-FTA	Off	Def	Tot			A	TO	Blk	Stl	
13	Thomas, Dustin	f	3-6	0-1	1-2	0	3	3	2	7	4	1	0	0	16
33	Kingsley, Moses	f	4-7	1-1	4-4	3	4	7	3	13	5	4	3	0	22
00	Barford, Jaylen	g	5-10	1-3	1-1	0	6	6	2	12	4	0	1	2	21
04	Macon, Daryl	g	4-7	0-3	0-0	0	4	4	2	8	1	1	0	1	15
21	Watkins, Manuale	g	1-2	0-0	2-2	0	1	1	0	4	3	0	0	1	16
01	Thompson, Trey		2-2	0-0	0-0	2	2	4	0	4	1	0	2	2	13
02	Bailey, Adrio		7-8	0-0	0-0	4	3	7	2	14	2	2	2	1	18
03	Hannahs, Dusty		5-12	3-5	0-0	0	1	1	2	13	0	0	0	0	21
05	Cook, Arlando		2-4	0-0	0-0	3	0	3	1	4	2	0	0	1	15
12	Hazen, Brachen		1-2	0-0	0-0	1	0	1	1	2	0	0	0	0	9
15	Holmes, Jonathan		0-2	0-2	0-0	0	1	1	0	0	0	0	0	0	2
23	Jones, CJ		4-6	3-4	0-0	0	0	0	2	11	2	0	3	0	15
31	Beard, Anton		2-9	1-4	2-2	2	2	4	2	7	4	1	0	0	17
Team						4	1	5							
Totals			40-77	9-23	10-11	19	28	47	19	99	28	9	11	9	200
FG % 1st Half:		17-41	41.5%	2nd half:	23-36	63.9%	Game:		40-77	51.9%	Deadball Rebounds				
3FG % 1st Half:		3-12	25.0%	2nd half:	6-11	54.5%	Game:		9-23	39.1%					
FT % 1st Half:		4-5	80.0%	2nd half:	6-6	100.0	Game:		10-11	90.9%					

Officials: Anthony Jordan, John Hampton, Rob Rorke
Technical fouls: Austin Peay-None. Arkansas-None.
Attendance: 19483
Estimated Actual Attendance: 10,059

Score by periods	1st	2nd	Total		In	Off	2nd	Fast	
Austin Peay	31	31	62	Points	Paint	T/O	Chance	Break	Bench
Arkansas	41	58	99	APSU	40	8	10	7	12
				AR	52	25	26	28	55

Last FG - APSU 2nd-00:35, AR 2nd-02:00.
Largest lead - APSU by 2 1st-19:30, AR by 41 2nd-08:38.
APSU led for 00:35, AR led for 36:58. Game was tied for 02:27.

Score tied - 4 times.
Lead changed - 3 times.

GAME

6

Arkansas vs Stephen F. Austin
Dec. 1, 2016 at 8 p.m. at Fayetteville, Ark. (Bud Walton Arena)

Stephen F. Austin 62 • 2-3

#	Player		Total		3-Ptr		Rebounds			PF	TP	A TO Blk Stl				Min
			FG-FGA	FG-FGA	FT-FTA	Off	Def	Tot	A			TO	Blk	Stl		
01	Harris, Kevin	f	2-4	0-0	7-10	0	1	1	1	11	2	1	0	1	21	
05	Huntley, Josh	f	0-1	0-0	0-0	0	2	2	0	0	0	0	0	1	10	
22	Holyfield, TJ	f	3-5	0-2	1-3	3	6	9	3	7	3	3	0	1	28	
11	Canete, Ivan	f	3-8	1-4	7-8	1	1	2	4	14	1	5	0	2	27	
12	Cameron, Dallas	g	2-3	2-3	0-0	0	0	0	2	6	3	2	0	0	33	
00	Augustin, Aaron	f	1-4	0-2	0-0	0	2	2	3	2	1	2	0	0	20	
03	Gilmore III, Leon	f	4-5	0-0	1-1	0	2	2	3	9	0	3	0	1	19	
10	Traylor, Isaiah	f	0-5	0-3	5-6	0	3	3	1	5	1	1	2	0	19	
24	Nieminenen, Samuli	f	2-2	0-0	0-0	0	0	0	1	4	1	0	0	0	13	
32	Grujic, Jovan	f	1-2	0-0	2-2	0	0	0	2	4	0	2	1	0	10	
Team						1	3	4				2				
Totals				18-39	3-14	23-30	5	20	25	20	62	12	21	3	6	200
FG % 1st Half: 10-21			47.6%	2nd half: 8-18	44.4%	Game: 18-39			46.2%							Deadball
3FG % 1st Half: 0-6			0.0%	2nd half: 3-8	37.5%	Game: 3-14			21.4%							Rebounds
FT % 1st Half: 8-11			72.7%	2nd half: 15-19	78.9%	Game: 23-30			76.7%							3,1

GAME 9

Arkansas vs North Florida Dec. 10, 2016 at 4:30 p.m. at Fayetteville, Ark. (Bud Walton Arena)

North Florida 76 • 3-8

#	Player	Total		3-Ptr		Rebounds			PF	TP	A TO Blk Stl					Min
		FG-FGA	FG-FGA	FT-FTA	Off Def Tot	PF	TP	A TO Blk Stl								
02	Aminu, Wajid	f	3-4	2-2	0-4	2	1	3	2	8	2	1	0	1	32	
33	Banks, Romelo	c	2-6	0-0	0-2	1	4	5	4	4	0	2	0	0	31	
11	Sams, Garrett	g	2-8	1-5	5-5	2	1	3	2	10	2	2	0	0	23	
12	Bodager, Aaron	g	5-10	4-9	0-0	0	5	5	2	14	2	5	0	2	34	
14	Moore, Dallas	g	12-20	4-9	6-6	0	2	2	2	34	3	1	0	1	37	
01	Odum, Karlos		0-0	0-0	1-2	0	0	0	3	1	0	3	0	0	18	
05	Fisher, CJ		0-1	0-0	0-0	0	0	0	1	0	0	1	0	0	3	
10	Blount, Osborn		0-1	0-1	0-0	0	0	0	0	0	0	1	0	0	3	
23	Malonga, Nick		2-5	1-3	0-0	0	3	3	5	5	0	3	0	0	16	
50	Haid, Benedikt		0-1	0-1	0-0	0	1	1	0	0	0	0	0	0	3	
Team						2	3	5								
Totals			26-56	12-30	12-19	7	20	27	21	76	9	19	0	4	200	

FG % 1st Half: 15-33 45.5% 2nd half: 11-23 47.8% Game: 26-56 46.4% Deadball Rebounds 3.1
3FG % 1st Half: 7-17 41.2% 2nd half: 5-13 38.5% Game: 12-30 40.0%
FT % 1st Half: 7-9 77.8% 2nd half: 5-10 50.0% Game: 12-19 63.2%

Arkansas 91 • 8-1

#	Player	Total		3-Ptr		Rebounds			PF	TP	A TO Blk Stl					Min
		FG-FGA	FG-FGA	FT-FTA	Off Def Tot	PF	TP	A TO Blk Stl								
13	Thomas, Dustin	f	2-5	0-0	4-4	2	6	8	1	8	3	1	0	0	22	
33	Kingsley, Moses	f	5-7	0-0	3-4	2	8	10	4	13	1	3	1	0	26	
00	Barford, Jaylen	g	6-16	1-5	1-4	2	2	4	1	14	3	1	2	3	25	
04	Macon, Daryl	g	3-6	2-5	5-5	0	4	4	2	13	4	3	0	3	23	
21	Watkins, Manuale	g	2-6	0-0	3-4	2	2	4	2	7	4	2	0	3	22	
01	Thompson, Trey		2-2	0-0	2-4	2	0	2	2	6	0	0	0	1	13	
02	Bailey, Adrio		1-1	0-0	1-2	1	0	1	1	3	0	0	0	0	6	
03	Hannahs, Dusty		5-10	2-6	5-5	0	1	1	0	17	3	2	1	0	25	
05	Cook, Arlando		2-4	0-0	0-0	3	1	4	2	4	0	1	0	2	12	
12	Hazen, Brachen		0-0	0-0	0-0	0	0	0	0	0	0	0	0	0	1	
23	Jones, CJ		0-1	0-1	0-0	0	1	1	0	0	1	0	0	0	5	
31	Beard, Anton		3-8	0-3	0-0	0	0	0	0	6	2	1	0	1	20	
Team						1	2	3								
Totals			31-66	5-20	24-32	15	27	42	15	91	21	14	4	13	200	

FG % 1st Half: 16-33 48.5% 2nd half: 15-33 45.5% Game: 31-66 47.0% Deadball Rebounds 7
3FG % 1st Half: 1-8 12.5% 2nd half: 4-12 33.3% Game: 5-20 25.0%
FT % 1st Half: 11-16 68.8% 2nd half: 13-16 81.3% Game: 24-32 75.0%

Officials: Mike Nance, Todd Austin, Nate Green
Technical fouls: North Florida-None. Arkansas-None.
Attendance: 13700
Estimated Actual Attendance: 7650
Fouled Out: North Florida, #23, Malonga (8:35 2H)

Score by periods		1st	2nd	Total	Points	In Paint	Off T/O	2nd Chance	Fast Break	Bench
North Florida		44	32	76						
Arkansas		44	47	91						

Last FG - UNF 2nd-03:30, AR 2nd-01:12.
Largest lead - UNF by 3 2nd-13:44, AR by 16 2nd-01:12.
UNF led for 06:15. AR led for 29:39. Game was tied for 04:06.

Score tied - 8 times.
Lead changed - 22 times.

GAME 11

Arkansas vs North Dakota State Dec. 20, 2016 at 6 p.m. at Fayetteville, Ark. (Bud Walton Arena)

North Dakota State 55 • 8-5

#	Player	Total		3-Ptr		Rebounds			PF	TP	A TO Blk Stl					Min
		FG-FGA	FG-FGA	FT-FTA	Off Def Tot	PF	TP	A TO Blk Stl								
21	A.J. Jacobson	f	2-7	1-5	1-2	0	4	4	3	6	1	2	0	0	28	
42	Dylan Miller	f	1-4	0-0	0-0	0	1	1	2	2	1	0	0	0	14	
02	Paul Miller	g	4-10	4-8	5-7	0	7	7	2	17	2	3	2	2	37	
03	Carlin Dupree	g	3-10	0-2	2-2	0	3	3	2	8	2	4	0	1	30	
13	Khy Kabellis	g	0-9	0-6	2-2	0	1	1	1	2	4	2	1	2	32	
11	Jared Samuelson		0-0	0-0	0-0	0	0	0	0	0	1	0	0	0	1	
12	Zach Rammelt		0-0	0-0	0-0	0	0	0	0	0	0	0	0	0	1	
23	Deng Geu		2-5	0-2	0-0	0	2	2	1	4	0	1	0	0	8	
24	Tyson Ward		4-6	2-4	0-2	0	1	1	2	10	0	0	0	1	22	
30	Spencer Eliason		0-0	0-0	0-0	0	0	0	0	0	0	0	0	0	1	
32	Evan Wesenberg		0-0	0-0	0-0	0	0	0	0	0	0	0	0	0	1	
40	Dexter Werner		2-3	0-0	2-6	5	7	12	3	6	1	2	0	1	25	
Team						3	0	3								
Totals			18-54	7-27	12-21	8	26	34	16	55	12	15	3	7	200	

FG % 1st Half: 8-30 26.7% 2nd half: 10-24 41.7% Game: 18-54 33.3% Deadball Rebounds 5
3FG % 1st Half: 4-16 25.0% 2nd half: 3-11 27.3% Game: 7-27 25.9%
FT % 1st Half: 1-4 25.0% 2nd half: 11-17 64.7% Game: 12-21 57.1%

Arkansas 71 • 10-1

#	Player	Total		3-Ptr		Rebounds			PF	TP	A TO Blk Stl					Min
		FG-FGA	FG-FGA	FT-FTA	Off Def Tot	PF	TP	A TO Blk Stl								
13	Thomas, Dustin	f	2-6	0-0	2-2	2	0	2	4	6	0	0	0	0	13	
33	Kingsley, Moses	f	4-10	0-1	3-3	1	7	8	3	11	0	2	1	0	27	
00	Barford, Jaylen	g	2-7	0-2	0-0	1	2	3	2	4	2	3	0	0	22	
04	Macon, Daryl	g	5-12	3-5	2-2	4	2	6	0	15	5	4	0	1	24	
21	Watkins, Manuale	g	1-2	0-0	2-2	0	6	6	1	4	2	1	0	3	25	
01	Thompson, Trey		1-2	0-0	0-0	0	4	4	4	2	0	2	2	0	12	
02	Bailey, Adrio		1-2	0-0	0-1	0	1	1	0	2	0	0	0	1	9	
03	Hannahs, Dusty		4-10	3-7	0-0	0	2	2	1	11	3	2	0	1	19	
05	Cook, Arlando		1-3	0-0	2-2	1	2	3	0	4	1	0	0	0	13	
12	Hazen, Brachen		0-0	0-0	1-2	0	0	0	0	1	0	0	0	0	1	
23	Jones, CJ		0-0	0-0	0-0	0	2	2	0	0	0	0	1	0	11	
31	Beard, Anton		3-7	3-6	2-2	0	1	1	3	11	0	2	0	0	24	
Team						3	0	3								
Totals			24-61	9-21	14-16	12	29	41	18	71	13	16	4	6	200	

FG % 1st Half: 11-30 36.7% 2nd half: 13-31 41.9% Game: 24-61 39.3% Deadball Rebounds 1.3
3FG % 1st Half: 3-8 37.5% 2nd half: 6-13 46.2% Game: 9-21 42.9%
FT % 1st Half: 2-3 66.7% 2nd half: 12-13 92.3% Game: 14-16 87.5%

Officials: Anthony Jordan, Tim Gattis, Will Howard
Technical fouls: North Dakota State-None. Arkansas-None.
Attendance: 16006
Estimated Actual Attendance: 8,621

Score by periods		1st	2nd	Total	Points	In Paint	Off T/O	2nd Chance	Fast Break	Bench
North Dakota State		21	34	55						
Arkansas		27	44	71						

Last FG - NDSU 2nd-00:32, AR 2nd-00:02.
Largest lead - NDSU by 1 1st-16:53, AR by 20 2nd-04:11.
NDSU led for 00:40. AR led for 38:22. Game was tied for 00:57.

Score tied - 3 times.
Lead changed - 4 times.

GAME 10

Arkansas vs Texas Dec. 17, 2016 at 1:35 p.m. at Houston, Texas (Toyota Center)

Arkansas 77 • 9-1

#	Player	Total		3-Ptr		Rebounds			PF	TP	A TO Blk Stl					Min
		FG-FGA	FG-FGA	FT-FTA	Off Def Tot	PF	TP	A TO Blk Stl								
00	Barford, Jaylen	*	4-10	0-3	3-3	0	3	3	4	11	3	2	1	1	26	
04	Macon, Daryl	*	4-12	1-5	14-14	1	3	4	1	23	3	1	0	1	29	
13	Thomas, Dustin	*	0-3	0-0	0-0	2	1	3	4	0	0	0	1	0	21	
21	Watkins, Manuale	*	3-4	0-0	0-0	1	3	4	2	6	0	1	0	1	20	
33	Kingsley, Moses	*	2-8	0-0	3-3	1	9	10	1	7	0	2	5	0	32	
01	Thompson, Trey		1-4	0-0	1-2	2	1	3	2	3	0	0	0	0	8	
03	Hannahs, Dusty		5-11	3-6	2-3	0	0	0	3	15	1	2	0	2	24	
05	Cook, Arlando		1-1	0-0	4-4	0	2	2	4	6	1	0	1	1	17	
31	Beard, Anton		2-9	0-2	2-2	2	3	5	3	6	2	2	0	0	23	
Team						4	3	7								
Totals			22-62	4-16	29-31	13	28	41	24	77	10	10	8	6	200	

FG % 1st Half: 9-34 26.5% 2nd half: 13-28 46.4% Game: 22-62 35.5% Deadball Rebounds 1
3FG % 1st Half: 1-9 11.1% 2nd half: 3-7 42.9% Game: 4-16 25.0%
FT % 1st Half: 1-19 91.7% 2nd half: 18-19 94.7% Game: 29-31 93.5%

GAME 13

Arkansas vs No. 25 Florida
Dec. 29, 2016 at 8:05 p.m. at Fayetteville, Ark. (Bud Walton Arena)

Florida 81 • 10-3, 1-0 SEC

#	Player	Total			3-Ptr			Rebounds			PF	TP	A	TO	Blk	Stl	Min
		FG-FGA	FG-FGA	FT-FTA	Off	Def	Tot	Off	Def	Tot							
01	Robinson, Devin	f	6-11	0-5	5-7	1	6	7	3	17	0	1	3	1	31		
23	Leon, Justin	f	2-5	2-4	0-0	2	2	4	0	6	0	1	1	1	25		
13	Hayes, Kevarrius	c	4-5	0-0	2-5	4	2	6	4	10	0	1	1	1	22		
00	Hill, Kasey	g	4-12	0-0	2-5	0	2	2	1	10	6	4	0	1	33		
05	Allen, KeVaughn	g	7-16	5-9	2-2	0	2	2	1	21	0	0	0	1	34		
11	Chiozza, Chris		2-5	1-3	0-0	0	0	0	2	5	4	0	0	0	15		
15	Egbunu, John		2-6	0-0	1-2	5	6	11	5	5	1	1	1	1	16		
24	Barry, Canyon		1-4	0-3	0-0	0	1	1	1	2	2	0	0	0	12		
25	Stone, Keith		2-3	1-2	0-0	0	0	0	0	5	0	0	0	0	10		
32	Rimmer, Schuyler		0-0	0-0	0-0	0	0	0	0	0	0	0	0	0	2		
Team						4	0	4					1				
Totals			30-67	9-26	12-21	16	21	37	17	81	13	9	6	6	200		

FG % 1st Half: 17-41 41.5% 2nd half: 13-26 50.0% Game: 30-67 44.8% Deadball Rebounds 3.3
3FG % 1st Half: 5-15 33.3% 2nd half: 4-11 36.4% Game: 9-26 34.6%
FT % 1st Half: 5-9 55.6% 2nd half: 7-12 58.3% Game: 12-21 57.1%

Arkansas 72 • 11-2, 0-1 SEC

#	Player	Total			3-Ptr			Rebounds			PF	TP	A	TO	Blk	Stl	Min
		FG-FGA	FG-FGA	FT-FTA	Off	Def	Tot	Off	Def	Tot							
13	Thomas, Dustin	f	1-4	0-0	0-0	0	2	2	3	2	2	2	0	0	12		
33	Kingsley, Moses	f	5-15	0-0	3-6	5	9	14	3	13	1	3	4	0	32		
03	Hannahs, Dusty	g	4-9	2-6	1-1	0	2	2	1	11	0	2	1	1	27		
04	Macon, Daryl	g	7-10	3-5	5-6	0	4	4	2	22	1	1	0	1	33		
21	Watkins, Manuele	g	2-5	0-0	0-0	3	3	6	2	4	2	0	0	0	23		
00	Barford, Jaylen		1-8	0-2	0-0	2	1	3	2	2	2	1	0	0	17		
01	Thompson, Trey		0-0	0-0	0-0	0	1	1	1	0	2	0	0	0	8		
02	Bailey, Adrio		0-0	0-0	0-0	0	1	1	1	0	0	0	1	0	3		
05	Cook, Arlando		2-5	0-0	4-4	0	2	2	3	8	1	1	1	0	21		
31	Beard, Anton		3-5	1-2	3-3	0	0	0	2	10	1	2	0	2	24		
Team						1	1	2									
Totals			25-61	6-15	16-20	11	26	37	19	72	12	13	6	4	200		

FG % 1st Half: 11-29 37.9% 2nd half: 14-32 43.8% Game: 25-61 41.0% Deadball Rebounds 5.1
3FG % 1st Half: 3-7 42.9% 2nd half: 3-8 37.5% Game: 6-15 40.0%
FT % 1st Half: 10-11 90.9% 2nd half: 6-9 66.7% Game: 16-20 80.0%

Officials: Antonio Petty, Chuck Jones, Roger Ayers
Technical fouls: Florida-None. Arkansas-None.
Attendance: 20355
Estimated Actual Attendance: 16,035
Fouled out: Florida #15, Egbunu (2:53)

Score by periods	1st	2nd	Total
Florida	44	37	81
Arkansas	35	37	72

Last FG - UF 2nd-01:10, AR 2nd-00:10.
Largest lead - UF by 16 2nd-03:12, AR by 3 1st-14:09.
UF led for 34:13. AR led for 02:32. Game was tied for 03:15.

Points	In Paint	Off T/O	2nd Chance	Fast Break	Bench
UF	34	16	18	10	17
AR	34	19	12	7	20

Score tied - 5 times.
Lead changed - 5 times.

GAME 15

Arkansas at Kentucky
Jan. 7, 2017 at 7:30 p.m. at Lexington, Ky. (Rupp Arena)

Arkansas 71 • 12-3, 1-2

#	Player	Total			3-Ptr			Rebounds			PF	TP	A	TO	Blk	Stl	Min
		FG-FGA	FG-FGA	FT-FTA	Off	Def	Tot	Off	Def	Tot							
05	Cook, Arlando	f	3-5	0-0	0-0	0	1	1	0	6	0	0	0	1	15		
33	Kingsley, Moses	f	4-8	1-1	5-5	1	6	7	4	14	2	2	1	1	33		
03	Hannahs, Dusty	g	2-12	0-5	2-2	0	1	1	4	6	2	0	0	0	22		
04	Macon, Daryl	g	5-12	3-7	2-2	0	0	0	3	15	1	0	0	0	26		
21	Watkins, Manuele	g	4-6	0-0	0-0	1	6	7	3	8	1	0	0	0	32		
00	Barford, Jaylen		6-9	0-1	2-3	3	1	4	4	14	0	5	0	0	17		
01	Thompson, Trey		0-2	0-0	4-4	1	3	4	4	4	2	0	2	1	20		
02	Bailey, Adrio		0-0	0-0	0-0	0	0	0	1	0	1	0	0	0	4		
12	Hazen, Brachen		0-0	0-0	0-0	0	0	0	0	0	0	0	0	0	1		
13	Thomas, Dustin		0-2	0-0	0-0	1	1	2	4	0	1	0	0	0	7		
23	Jones, CJ		0-0	0-0	0-0	0	0	0	0	0	0	0	0	0	1		
31	Beard, Anton		1-7	0-2	2-5	0	0	0	4	4	1	0	0	0	22		
Team						2	1	3					1				
Totals			25-63	4-16	17-21	9	20	29	31	71	11	8	3	3	200		

FG % 1st Half: 13-32 40.6% 2nd half: 12-31 38.7% Game: 25-63 39.7% Deadball Rebounds 2.1
3FG % 1st Half: 2-7 28.6% 2nd half: 2-9 22.2% Game: 4-16 25.0%
FT % 1st Half: 10-12 83.3% 2nd half: 7-9 77.8% Game: 17-21 81.0%

Kentucky 97 • 13-2, 3-0

#	Player	Total			3-Ptr			Rebounds			PF	TP	A	TO	Blk	Stl	Min
		FG-FGA	FG-FGA	FT-FTA	Off	Def	Tot	Off	Def	Tot							
03	Adebayo, Edrice	f	3-5	0-0	5-10	4	3	7	2	11	1	1	1	1	33		
32	Gabriel, Wenyan	f	1-2	0-1	1-2	1	3	4	3	3	0	2	2	0	12		
00	Fox, DeAaron	g	10-16	0-2	7-7	0	6	6	2	27	6	2	0	1	36		
05	Monk, Malik	g	4-10	0-5	4-6	1	0	1	4	12	3	1	0	1	27		
13	Briscoe, Isaiah	g	4-11	0-1	7-9	3	5	8	2	15	1	2	0	0	36		
01	Killeya-Jones, Sacha		0-0	0-0	2-2	0	2	2	0	2	1	0	0	0	2		
10	David, Jonny		0-0	0-0	0-0	0	0	0	0	0	0	0	0	0	0+		
11	Mulder, Mychal		2-3	2-3	0-0	0	1	1	2	6	0	0	0	0	9		
14	Wynyard, Tai		0-0	0-0	0-0	0	0	0	0	0	0	0	0	0	2		
15	Humphries, Isaac		1-1	0-0	2-4	2	2	4	0	4	0	0	0	0	7		
20	Calipari, Brad		0-0	0-0	0-0	0	0	0	0	0	0	0	0	0	2		
25	Hawkins, Dominique		1-4	0-2	0-0	0	2	2	2	2	1	1	0	0	15		
30	Pulliam, Dillon		0-0	0-0	0-0	0	0	0	0	0	0	0	0	0	0+		
35	Willis, Derek		6-8	3-5	0-0	2	3	5	3	15	0	0	2	0	19		
Team						2	2	4									
Totals			32-60	5-19	28-40	15	29	44	20	97	13	9	5	3	200		

FG % 1st Half: 15-30 50.0% 2nd half: 17-30 56.7% Game: 32-60 53.3% Deadball Rebounds 4.2
3FG % 1st Half: 3-10 30.0% 2nd half: 2-9 22.2% Game: 5-19 26.3%
FT % 1st Half: 8-12 66.7% 2nd half: 20-28 71.4% Game: 28-40 70.0%

Officials: Doug Shows, Terry Wymer, Alfred Smith
Technical fouls: Arkansas-Barford, Jaylen. Kentucky-Fox, De'Aaron.
Attendance: 24322

Score by periods	1st	2nd	Total
Arkansas	38	33	71
Kentucky	41	56	97

Last FG - AR 2nd-01:24, UK 2nd-00:53.
Largest lead - AR by 4 1st-08:04, UK by 26 2nd-00:21.
AR led for 03:21. UK led for 36:20. Game was tied for 00:19.

Points	In Paint	Off T/O	2nd Chance	Fast Break	Bench
AR	32	11	13	4	22
UK	46	16	21	24	29

Score tied - 2 times.
Lead changed - 6 times.

GAME 14

Arkansas at Tennessee
Jan. 3, 2017 at 5:30 p.m. at Knoxville, Tenn. (Thompson-Boling Arena)

Arkansas 82 • 12-2, 1-1 SEC

#	Player	Total		3-Ptr	Rebounds			PF	TP	A	TO	Blk	Stl	Min	
		FG-FGA	FG-FGA	FT-FTA	Off	Def	Tot								
33	Kingsley, Moses	f	3-10	0-0	1-5	0	10	10	1	7	3	1	3	2	31
5	Cook, Arlando	f	0-2	0-0	1-2	1	2	3	3	1	0	1	0	0	11
21	Watkins, Manuale	g	4-6	0-0	0-2	1	2	3	1	8	0	1	0	0	21
3	Hannahs, Dusty	g	5-8	2-4	1-1	0	2	2	3	13	1	0	0	0	27
4	Macon, Daryl	g	1-6	1-4	12-13	0	2	2	2	15	1	3	0	0	26
0	Barford, Jaylen		5-8	2-2	2-2	1	3	4	4	14	2	0	0	0	24
1	Thompson, Trey		1-2	0-1	0-0	0	1	1	3	2	2	1	2	0	9
13	Thomas, Dustin		2-4	0-0	2-2	0	7	7	5	6	0	1	0	2	26
31	Beard, Anton		6-8	0-0	4-5	1	2	3	2	16	2	1	0	1	25
Team						1	0	1							
Totals			27-54	5-11	23-32	5	31	36	24	82	11	9	5	5	200
FG % 1st Half: 13-28 46.4% 2nd half: 14-26 53.8% Game: 27-54 50.0%															
3FG % 1st Half: 2-5 40.0% 2nd half: 3-6 50.0% Game: 5-11 45.5%															
FT % 1st Half: 9-13 69.2% 2nd half: 14-19 73.7% Game: 23-32 71.9%															
														Deadball	
														Rebounds	2

RECORD:	OVERALL	HOME	AWAY	NEUTRAL
ALL GAMES	12-3	9-1	1-2	2-0
CONFERENCE	1-2	0-1	1-1	0-0
NON-CONFERENCE	11-1	9-0	0-1	2-0

#	Player	gp-gs	min	avg	Total		3-Point		F-Throw		Rebounds				pf	dq	a	to	blk	stl	pts	avg
					fg-fga	fg%	3fg-fga	3fg%	ft-fa	ft%	off	def	tot	avg								
04	Macon, Daryl	15-13	374	24.9	62-132	.470	27-69	.391	60-66	.909	9	35	44	2.9	30	0	38	29	1	21	211	14.1
03	Hannahs, Dusty	15-10	355	23.7	68-159	.428	27-77	.351	46-51	.902	7	18	25	1.7	25	0	20	20	2	8	209	13.9
33	Kingsley, Moses	15-15	415	27.7	58-128	.453	2-4	.500	51-69	.739	33	97	130	8.7	41	1	25	31	43	10	169	11.3
00	Barford, Jaylen	15-9	332	22.1	59-133	.444	10-35	.286	25-36	.694	15	35	50	3.3	35	0	30	29	4	15	153	10.2
31	Beard, Anton	15-2	314	20.9	45-104	.433	14-40	.350	34-45	.756	19	19	38	2.5	30	0	33	15	0	14	138	9.2
13	Thomas, Dustin	15-13	277	18.5	32-72	.444	1-2	.500	28-37	.757	19	42	61	4.1	47	2	22	13	3	7	93	6.2
21	Watkins, Manuale	15-11	335	22.3	40-73	.548	0-0	.000	10-14	.714	17	49	66	4.4	23	0	30	8	0	20	90	6.0
23	Jones, CJ	10-0	99	9.9	14-28	.500	10-18	.556	5-7	.714	0	10	10	1.0	9	0	6	3	5	0	43	4.3
05	Cook, Arlando	15-2	196	13.1	21-47	.447	0-0	.000	14-17	.824	11	20	31	2.1	24	0	6	11	8	8	56	3.7
01	Thompson, Trey	15-0	177	11.8	13-24	.542	0-1	.000	11-15	.733	13	34	47	3.1	35	0	17	9	14	7	37	2.5
02	Bailey, Adrio	12-0	89	7.4	11-17	.647	0-0	.000	4-11	.364	7	10	17	1.4	13	0	5	10	3	5	26	2.2
12	Hazen, Brachen	9-0	33	3.7	1-4	.250	0-1	.000	1-4	.250	2	7	9	1.0	5	0	1	4	0	0	3	0.3
15	Holmes, Jonathan	2-0	4	2.0	0-2	.000	0-2	.000	0-0	.000	0	1	1	0.5	0	0	0	0	0	0	0	0.0
Team											33	19	52					2				
Total.....		15	3000		424-923	.459	91-249	.365	289-372	.777	185	396	581	38.7	317	3	233	184	83	115	1228	81.9
Opponents.....		15	3000		374-909	.411	107-333	.321	234-354	.661	191	340	531	35.4	305	-	185	198	52	75	1089	72.6

TEAM STATISTICS	AR	OPP	Date	Opponent		Score	Att.
SCORING	1228	1089	11/11/16	FORT WAYNE	w	92-83	13787
Points per game	81.9	72.6	11/14/16	SOUTHERN ILLINOIS	w	90-65	13308
Scoring margin	+9.3	-	11/18/16	UT ARLINGTON	w	71-67	13587
FIELD GOALS-ATT	424-923	374-909	11/22/16	at Minnesota	L	71-85	8997
Field goal pct	.459	.411	11/28/16	MOUNT ST. MARY'S	w	89-76	13321
3 POINT FG-ATT	91-249	107-333	12/01/16	STEPHEN F. AUSTIN	w	78-62	13358
3-point FG pct	.365	.321	12/03/16	AUSTIN PEAY	w	99-62	19483
3-pt FG made per game	6.1	7.1	12/06/16	HOUSTON	w	84-72	13455
FREE THROWS-ATT	289-372	234-354	12/10/16	NORTH FLORIDA	w	91-76	13700
Free throw pct	.777	.661	12/17/16	vs Texas	w	77-74	8777
F-Throws made per game	19.3	15.6	12/20/16	NORTH DAKOTA STATE	w	71-55	16006
REBOUNDS	581	531	12/22/16	vs Sam Houston State	w	90-56	12153
Rebounds per game	38.7	35.4	* 12/29/16	FLORIDA	L	72-81	20355
Rebounding margin	+3.3	-	* 01/03/17	at Tennessee	w	82-78	13002
ASSISTS	233	185	* 01/07/17	at Kentucky	L	71-97	24322
Assists per game	15.5	12.3					
TURNOVERS	184	198					
Turnovers per game	12.3	13.2					
Turnover margin	+0.9	-					
Assist/turnover ratio	1.3	0.9					
STEALS	115	75					
Steals per game	7.7	5.0					
BLOCKS	83	52					
Blocks per game	5.5	3.5					
ATTENDANCE	150360	67251					
Home games-Avg/Game	10-15036	3-15440					
Neutral site-Avg/Game	-	2-10465					

* - Conference game














Score by Periods	1st	2nd	Totals
Arkansas	570	658	1228
Opponents	539	550	1089

RECORD:	OVERALL	HOME	AWAY	NEUTRAL
ALL GAMES	1-2	0-1	1-1	0-0
CONFERENCE	1-2	0-1	1-1	0-0
NON-CONFERENCE	0-0	0-0	0-0	0-0

##	Player	gp-gs	min	avg	Total		3-Point		F-Throw		Rebounds				pf	dq	a	to	blk	stl	pts	avg
					fg-fga	fg%	3fg-fga	3fg%	ft-fa	ft%	off	def	tot	avg								
04	Macon, Daryl	3-3	85	28.3	13-28	.464	7-16	.438	19-21	.905	0	6	6	2.0	7	0	3	4	0	1	52	17.3
33	Kingsley, Moses	3-3	96	32.0	12-33	.364	1-1	1.000	9-16	.563	6	25	31	10.3	8	0	6	6	8	3	34	11.3
03	Hannahs, Dusty	3-3	76	25.3	11-29	.379	4-15	.267	4-4	1.000	0	5	5	1.7	8	0	3	2	1	1	30	10.0
31	Beard, Anton	3-0	71	23.7	10-20	.500	1-4	.250	9-13	.692	1	2	3	1.0	8	0	4	3	0	3	30	10.0
00	Barford, Jaylen	3-0	58	19.3	12-25	.480	2-5	.400	4-5	.800	6	5	11	3.7	10	0	4	6	0	0	30	10.0
21	Watkins, Manuale	3-3	76	25.3	10-17	.588	0-0	.000	0-2	.000	5	11	16	5.3	6	0	3	1	0	0	20	6.7
05	Cook, Arlando	3-2	47	15.7	5-12	.417	0-0	.000	5-6	.833	1	5	6	2.0	6	0	1	2	1	1	15	5.0
13	Thomas, Dustin	3-1	45	15.0	3-10	.300	0-0	.000	2-2	1.000	1	10	11	3.7	12	1	3	3	0	2	8	2.7
01	Thompson, Trey	3-0	37	12.3	1-4	.250	0-1	.000	4-4	1.000	1	5	6	2.0	8	0	6	1	4	1	6	2.0
23	Jones, CJ	1-0	1	1.0	0-0	.000	0-0	.000	0-0	.000	0	0	0	0.0	0	0	0	0	0	0	0	0.0
12	Hazen, Brachen	1-0	1	1.0	0-0	.000	0-0	.000	0-0	.000	0	0	0	0.0	0	0	0	0	0	0	0	0.0
02	Bailey, Adrio	2-0	7	3.5	0-0	.000	0-0	.000	0-0	.000	0	1	1	0.5	1	0	1	1	0	0	0	0.0
Team											4	2	6					1				
Total.....		3	600		77-178	.433	15-42	.357	56-73	.767	25	77	102	34.0	74	1	34	30	14	12	225	75.0
Opponents.....		3	600		87-191	.455	19-64	.297	63-94	.670	45	79	124	41.3	60	-	41	26	14	13	256	85.3

TEAM STATISTICS	AR	OPP	Date	Opponent	Score	Att.
SCORING	225	256	* 12/29/16	FLORIDA	L 72-81	20355
Points per game	75.0	85.3	* 01/03/17	at Tennessee	W 82-78	13002
Scoring margin	-10.3	-	* 01/07/17	at Kentucky	L 71-97	24322
FIELD GOALS-ATT	77-178	87-191	* - Conference game			
Field goal pct	.433	.455				
3 POINT FG-ATT	15-42	19-64				
3-point FG pct	.357	.297				
3-pt FG made per game	5.0	6.3				
FREE THROWS-ATT	56-73	63-94				
Free throw pct	.767	.670				
F-Throws made per game	18.7	21.0				
REBOUNDS	102	124				
Rebounds per game	34.0	41.3				
Rebounding margin	-7.3	-				
ASSISTS	34	41				
Assists per game	11.3	13.7				
TURNOVERS	30	26				
Turnovers per game	10.0	8.7				
Turnover margin	-1.3	-				
Assist/turnover ratio	1.1	1.6				
STEALS	12	13				
Steals per game	4.0	4.3				
BLOCKS	14	14				
Blocks per game	4.7	4.7				
ATTENDANCE	20355	37324				
Home games-Avg/Game	1-20355	2-18662				
Neutral site-Avg/Game	-	0-0				

Score by Periods	1st	2nd	Totals
Arkansas	110	115	225
Opponents	124	132	256

0		JAYLEN BARFORD ■ JR ■ G ■ 6-3 ■ 202 Jackson, Tenn. ■ Motlow State CC	<table><tr><th>YEAR</th><th>GP/GS</th><th>PPG</th><th>APG</th><th>RPG</th><th>SPG</th><th>FG%</th><th>FT%</th></tr><tr><td>2016-17</td><td>15/9</td><td>10.2</td><td>2.0</td><td>3.3</td><td>1.0</td><td>.444</td><td>.694</td></tr><tr><td>Career</td><td>15/9</td><td>10.2</td><td>2.0</td><td>3.3</td><td>1.0</td><td>.444</td><td>.694</td></tr></table>	YEAR	GP/GS	PPG	APG	RPG	SPG	FG%	FT%	2016-17	15/9	10.2	2.0	3.3	1.0	.444	.694	Career	15/9	10.2	2.0	3.3	1.0	.444	.694	PLAYER NOTABLES: <ul style="list-style-type: none">Scored 10+ points in 10 of the first 15 games this season.Fourth on the team in scoring, averaging 10.2 ppg.Led the nation last year in scoring at 26.2 ppg and paced the country in FGM (310-527) and total points (837).	CAREER HIGHS PTS: 17 - UT Arlington (11/18/16) AST: 4 - (2x) last vs. Austin Peay (12/3/16) REB: 6 - (2x) last vs. Austin Peay (12/3/16) STL: 3 - (2x) last vs. North Florida (12/10/16)
YEAR	GP/GS	PPG	APG	RPG	SPG	FG%	FT%																						
2016-17	15/9	10.2	2.0	3.3	1.0	.444	.694																						
Career	15/9	10.2	2.0	3.3	1.0	.444	.694																						
1		TREY THOMPSON ■ JR ■ F ■ 6-9 ■ 265 Madison, Ark. ■ Forrest City HS	<table><tr><th>YEAR</th><th>GP/GS</th><th>PPG</th><th>RPG</th><th>BPG</th><th>APG</th><th>FG%</th><th>FT%</th></tr><tr><td>2016-17</td><td>15/0</td><td>2.5</td><td>3.1</td><td>0.9</td><td>1.1</td><td>.542</td><td>.733</td></tr><tr><td>Career</td><td>58/1</td><td>2.3</td><td>3.1</td><td>0.7</td><td>0.9</td><td>.567</td><td>.612</td></tr></table>	YEAR	GP/GS	PPG	RPG	BPG	APG	FG%	FT%	2016-17	15/0	2.5	3.1	0.9	1.1	.542	.733	Career	58/1	2.3	3.1	0.7	0.9	.567	.612	PLAYER NOTABLES: <ul style="list-style-type: none">Has at least one rebound in every game this season.Second on the team with 14 blocks.Went a perfect 6-6 from the field, scoring a career-high 13 points against LSU last year. (2/23/16).	CAREER HIGHS PTS: 13 - LSU (2/23/16) REB: 9 - Texas Tech (1/30/16) BLK: 4 - Texas Tech (1/30/16) AST: 5 - North Florida (12/22/15)
YEAR	GP/GS	PPG	RPG	BPG	APG	FG%	FT%																						
2016-17	15/0	2.5	3.1	0.9	1.1	.542	.733																						
Career	58/1	2.3	3.1	0.7	0.9	.567	.612																						
2		ADRIO BAILEY ■ FR ■ F ■ 6-6 ■ 204 Campti, La. ■ Lakeview HS	<table><tr><th>YEAR</th><th>GP/GS</th><th>PPG</th><th>RPG</th><th>BPG</th><th>APG</th><th>FG%</th><th>FT%</th></tr><tr><td>2016-17</td><td>12/0</td><td>2.2</td><td>1.4</td><td>0.3</td><td>0.4</td><td>.647</td><td>.364</td></tr><tr><td>Career</td><td>12/0</td><td>2.2</td><td>1.4</td><td>0.3</td><td>0.4</td><td>.647</td><td>.364</td></tr></table>	YEAR	GP/GS	PPG	RPG	BPG	APG	FG%	FT%	2016-17	12/0	2.2	1.4	0.3	0.4	.647	.364	Career	12/0	2.2	1.4	0.3	0.4	.647	.364	PLAYER NOTABLES: <ul style="list-style-type: none">Ranked as the No. 11 player in the state of Louisiana.No. 50 small forward in 2016 class by Rivals.com.Scored a career-high 14 points, 7 rebounds, 2 assists and 2 blocks against Austin Peay.	CAREER HIGHS PTS: 14 - Austin Peay (12/3/16) REB: 7 - Austin Peay (12/3/16) BLK: 2 - Austin Peay (12/3/16) AST: 2 - Austin Peay (12/3/16)
YEAR	GP/GS	PPG	RPG	BPG	APG	FG%	FT%																						
2016-17	12/0	2.2	1.4	0.3	0.4	.647	.364																						
Career	12/0	2.2	1.4	0.3	0.4	.647	.364																						
3		DUSTY HANNAHS ■ SR ■ G ■ 6-3 ■ 210 Little Rock, Ark. ■ Texas Tech University	<table><tr><th>YEAR</th><th>GP/GS</th><th>PPG</th><th>APG</th><th>SPG</th><th>FG%</th><th>3FG%</th><th>FT%</th></tr><tr><td>2016-17</td><td>15/10</td><td>13.9</td><td>1.3</td><td>0.5</td><td>.428</td><td>.351</td><td>.902</td></tr><tr><td>Career</td><td>110/56</td><td>10.9</td><td>0.9</td><td>0.5</td><td>.423</td><td>.392</td><td>.882</td></tr></table>	YEAR	GP/GS	PPG	APG	SPG	FG%	3FG%	FT%	2016-17	15/10	13.9	1.3	0.5	.428	.351	.902	Career	110/56	10.9	0.9	0.5	.423	.392	.882	PLAYER NOTABLES: <ul style="list-style-type: none">Ranks 27th in the nation in free throw percentage (.902).Is 33-of-35 (.943) from the FT line over the last 12+ games.Has scored 10+ points in 20 of the last 22 straight contests, dating back to last season.	CAREER HIGHS PTS: 33 - Florida (3/10/16) AST: 6 - at West Virginia (1/22/14) STL: 3 - (2x) last vs. Miss. St. (1/9/16) 3FGM: 8 - Miss. St. (1/9/16)
YEAR	GP/GS	PPG	APG	SPG	FG%	3FG%	FT%																						
2016-17	15/10	13.9	1.3	0.5	.428	.351	.902																						
Career	110/56	10.9	0.9	0.5	.423	.392	.882																						
4		DARYL MACON ■ JR ■ G ■ 6-3 ■ 185 Little Rock, Ark. ■ Holmes CC	<table><tr><th>YEAR</th><th>GP/GS</th><th>PPG</th><th>APG</th><th>SPG</th><th>FG%</th><th>3FG%</th><th>FT%</th></tr><tr><td>2016-17</td><td>15/13</td><td>14.1</td><td>2.5</td><td>1.4</td><td>.470</td><td>.391</td><td>.909</td></tr><tr><td>Career</td><td>15/13</td><td>14.1</td><td>2.5</td><td>1.4</td><td>.470</td><td>.391</td><td>.909</td></tr></table>	YEAR	GP/GS	PPG	APG	SPG	FG%	3FG%	FT%	2016-17	15/13	14.1	2.5	1.4	.470	.391	.909	Career	15/13	14.1	2.5	1.4	.470	.391	.909	PLAYER NOTABLES: <ul style="list-style-type: none">Tied for the SEC lead in free throw percentage (.909).Has scored 12+ points in 12 of 15 games this season.Two 12+ made free throw performances this season. (14-of-14 vs. Texas; 12-of-13 at Tennessee)	CAREER HIGHS PTS: 23 - Texas (12/17/16) AST: 5 - (4x) last vs. North Dakota State (12/20/16) STL: 4 - Fort Wayne (11/11/16) 3FGM: 4 - Southern Illinois (11/14/16)
YEAR	GP/GS	PPG	APG	SPG	FG%	3FG%	FT%																						
2016-17	15/13	14.1	2.5	1.4	.470	.391	.909																						
Career	15/13	14.1	2.5	1.4	.470	.391	.909																						
5		ARLANDO COOK ■ JR ■ F ■ 6-8 ■ 215 St. Louis, Mo. ■ Connors State College	<table><tr><th>YEAR</th><th>GP/GS</th><th>PPG</th><th>RPG</th><th>BPG</th><th>APG</th><th>FG%</th><th>FT%</th></tr><tr><td>2016-17</td><td>15/2</td><td>3.7</td><td>2.1</td><td>0.5</td><td>0.4</td><td>.447</td><td>.824</td></tr><tr><td>Career</td><td>15/2</td><td>3.7</td><td>2.1</td><td>0.5</td><td>0.4</td><td>.447</td><td>.824</td></tr></table>	YEAR	GP/GS	PPG	RPG	BPG	APG	FG%	FT%	2016-17	15/2	3.7	2.1	0.5	0.4	.447	.824	Career	15/2	3.7	2.1	0.5	0.4	.447	.824	PLAYER NOTABLES: <ul style="list-style-type: none">11-of-12 from the free throw line over the last 6 games.Averaged 16.0 pts and 10.1 rebs per game last season.Totalled 15 double-doubles, eight 20-point games and 16 10+ rebound performances last season.	CAREER HIGHS PTS: 9 - Southern Illinois (11/14/16) REB: 6 - Sam Houston State (12/22/16) BLK: 3 - (5x) last vs. Sam Houston State (12/20/16) AST: 2 - Austin Peay (12/3/16)
YEAR	GP/GS	PPG	RPG	BPG	APG	FG%	FT%																						
2016-17	15/2	3.7	2.1	0.5	0.4	.447	.824																						
Career	15/2	3.7	2.1	0.5	0.4	.447	.824																						
12		BRACHEN HAZEN ■ FR ■ F ■ 6-8 ■ 195 Fort Wayne, Ind. ■ Columbia City HS	<table><tr><th>YEAR</th><th>GP/GS</th><th>PPG</th><th>APG</th><th>RPG</th><th>FG%</th><th>3FG%</th><th>FT%</th></tr><tr><td>2016-17</td><td>9/0</td><td>0.3</td><td>0.1</td><td>1.0</td><td>.250</td><td>.000</td><td>.250</td></tr><tr><td>Career</td><td>9/0</td><td>0.3</td><td>0.1</td><td>1.0</td><td>.250</td><td>.000</td><td>.250</td></tr></table>	YEAR	GP/GS	PPG	APG	RPG	FG%	3FG%	FT%	2016-17	9/0	0.3	0.1	1.0	.250	.000	.250	Career	9/0	0.3	0.1	1.0	.250	.000	.250	PLAYER NOTABLES: <ul style="list-style-type: none">Had a tip-in off an offensive rebound vs. Austin Peay.Ranked as the No. 7 player in the state of Indiana.Had five rebounds in seven minutes of action against Sam Houston State in North Little Rock.	CAREER HIGHS PTS: 2 - Austin Peay (12/3/16) AST: 1 - Sam Houston State (12/22/16) REB: 5 - Sam Houston State (12/22/16) 3FGM: --
YEAR	GP/GS	PPG	APG	RPG	FG%	3FG%	FT%																						
2016-17	9/0	0.3	0.1	1.0	.250	.000	.250																						
Career	9/0	0.3	0.1	1.0	.250	.000	.250																						
13		DUSTIN THOMAS ■ R-JR ■ F ■ 6-8 ■ 225 Texarkana, Texas ■ University of Colorado	<table><tr><th>YEAR</th><th>GP/GS</th><th>PPG</th><th>RPG</th><th>BPG</th><th>SPG</th><th>FG%</th><th>FT%</th></tr><tr><td>2016-17</td><td>15/13</td><td>6.2</td><td>4.1</td><td>0.2</td><td>0.5</td><td>.444</td><td>.757</td></tr><tr><td>Career</td><td>82/30</td><td>4.4</td><td>2.8</td><td>0.2</td><td>0.3</td><td>.433</td><td>.650</td></tr></table>	YEAR	GP/GS	PPG	RPG	BPG	SPG	FG%	FT%	2016-17	15/13	6.2	4.1	0.2	0.5	.444	.757	Career	82/30	4.4	2.8	0.2	0.3	.433	.650	PLAYER NOTABLES: <ul style="list-style-type: none">Sat out last season after transferring from Colorado.Has scored 8+ points in six games this season.Recorded 10 pts and 6 rbs in his first start as a Razorback.Had seven first half rebounds against Sam Houston State.	CAREER HIGHS PTS: 17 - USC (1/4/15) REB: 8 - North Florida (12/10/16) BLK: 2 - (2x) last vs. California (2/12/15) STL: 3 - USC (1/4/15)
YEAR	GP/GS	PPG	RPG	BPG	SPG	FG%	FT%																						
2016-17	15/13	6.2	4.1	0.2	0.5	.444	.757																						
Career	82/30	4.4	2.8	0.2	0.3	.433	.650																						
21		MANUALE WATKINS ■ SR ■ G ■ 6-3 ■ 222 Fayetteville, Ark. ■ Fayetteville HS	<table><tr><th>YEAR</th><th>GP/GS</th><th>PPG</th><th>APG</th><th>RPG</th><th>SPG</th><th>FG%</th><th>FT%</th></tr><tr><td>2016-17</td><td>15/11</td><td>6.0</td><td>2.0</td><td>4.4</td><td>1.3</td><td>.548</td><td>.714</td></tr><tr><td>Career</td><td>91/20</td><td>3.9</td><td>1.5</td><td>2.6</td><td>1.0</td><td>.516</td><td>.616</td></tr></table>	YEAR	GP/GS	PPG	APG	RPG	SPG	FG%	FT%	2016-17	15/11	6.0	2.0	4.4	1.3	.548	.714	Career	91/20	3.9	1.5	2.6	1.0	.516	.616	PLAYER NOTABLES: <ul style="list-style-type: none">He has 8 TO's in 335 mins. of action or 0.9 TO's every 40 mins.3.8 AST/TO ratio is 14th in nation of players with 30+ assists.Second on the team in rebounding, averaging 4.4 rebounds per game.	CAREER HIGHS PTS: 14 - (2x) last at Wake Forest (12/4/15) AST: 5 - (2x) last vs. Northwestern St. (12/1/15) REB: 9 - Northwestern St. (12/1/15) STL: 5 - Wake Forest (11/19/14)
YEAR	GP/GS	PPG	APG	RPG	SPG	FG%	FT%																						
2016-17	15/11	6.0	2.0	4.4	1.3	.548	.714																						
Career	91/20	3.9	1.5	2.6	1.0	.516	.616																						
23		C.J. JONES ■ FR ■ G ■ 6-5 ■ 175 Birmingham, Ala. ■ Central Park Christian	<table><tr><th>YEAR</th><th>GP/GS</th><th>PPG</th><th>APG</th><th>SPG</th><th>FG%</th><th>3FG%</th><th>FT%</th></tr><tr><td>2016-17</td><td>10/0</td><td>4.3</td><td>0.6</td><td>--</td><td>.500</td><td>.556</td><td>.714</td></tr><tr><td>Career</td><td>10/0</td><td>4.3</td><td>0.6</td><td>--</td><td>.500</td><td>.556</td><td>.714</td></tr></table>	YEAR	GP/GS	PPG	APG	SPG	FG%	3FG%	FT%	2016-17	10/0	4.3	0.6	--	.500	.556	.714	Career	10/0	4.3	0.6	--	.500	.556	.714	PLAYER NOTABLES: <ul style="list-style-type: none">30 of his 43 points this season have come from three's.Averaged 28 ppg, 6 rpg, 4 apg and 3 spg as a senior.Had 11 points vs. Austin Peay on 4-of-6 shooting, 3-of-4 from behind the arc. Is shooting 50.0 percent from the field.	CAREER HIGHS PTS: 11 - (2x) last vs. Austin Peay (12/3/16) AST: 2 - Austin Peay (12/3/16) STL: -- 3FGM: 3 - Austin Peay (12/3/16)
YEAR	GP/GS	PPG	APG	SPG	FG%	3FG%	FT%																						
2016-17	10/0	4.3	0.6	--	.500	.556	.714																						
Career	10/0	4.3	0.6	--	.500	.556	.714																						
31		ANTON BEARD ■ JR ■ G ■ 6-0 ■ 198 North Little Rock, Ark. ■ North Little Rock HS	<table><tr><th>YEAR</th><th>GP/GS</th><th>PPG</th><th>APG</th><th>SPG</th><th>FG%</th><th>3FG%</th><th>FT%</th></tr><tr><td>2016-17</td><td>15/2</td><td>9.2</td><td>2.2</td><td>0.9</td><td>.433</td><td>.350</td><td>.756</td></tr><tr><td>Career</td><td>73/19</td><td>6.8</td><td>1.7</td><td>1.0</td><td>.382</td><td>.330</td><td>.676</td></tr></table>	YEAR	GP/GS	PPG	APG	SPG	FG%	3FG%	FT%	2016-17	15/2	9.2	2.2	0.9	.433	.350	.756	Career	73/19	6.8	1.7	1.0	.382	.330	.676	PLAYER NOTABLES: <ul style="list-style-type: none">Tied for second on the team with 19 offensive rebounds.Has multiple assists in 10 of 15 games this year.Scored 10+ points in 4 straight games for the 1st time in his career, before scoring only four at No. 6 Kentucky.	CAREER HIGHS PTS: 18 - at Georgia (1/23/16) AST: 6 - Southern Illinois (11/14/16) STL: 5 - Milwaukee (12/22/14) 3FGM: 4 - at Ole Miss (2/14/15)
YEAR	GP/GS	PPG	APG	SPG	FG%	3FG%	FT%																						
2016-17	15/2	9.2	2.2	0.9	.433	.350	.756																						
Career	73/19	6.8	1.7	1.0	.382	.330	.676																						
33		MOSES KINGSLEY ■ SR ■ F ■ 6-10 ■ 230 Abuja, Nigeria ■ Huntington Prep (W.Va.)	<table><tr><th>YEAR</th><th>GP/GS</th><th>PPG</th><th>RPG</th><th>BPG</th><th>SPG</th><th>FG%</th><th>FT%</th></tr><tr><td>2016-17</td><td>15/15</td><td>11.3</td><td>8.7</td><td>2.9</td><td>0.7</td><td>.453</td><td>.739</td></tr><tr><td>Career</td><td>115/50</td><td>8.1</td><td>5.4</td><td>1.8</td><td>0.7</td><td>.517</td><td>.654</td></tr></table>	YEAR	GP/GS	PPG	RPG	BPG	SPG	FG%	FT%	2016-17	15/15	11.3	8.7	2.9	0.7	.453	.739	Career	115/50	8.1	5.4	1.8	0.7	.517	.654	PLAYER NOTABLES: <ul style="list-style-type: none">Is the SEC's active leader in double-doubles with 20.Is T-13th in the country with 2.9 blocks per game.Named to the Wooden Award Watch List.Has 3+ blocks in 10 games this season, including 3 of last 4.	CAREER HIGHS PTS: 26 - at Dayton (12/30/15) REB: 14 - (3x) last vs. #25 Florida (12/29/16) BLK: 8 - Tennessee Tech (12/12/15) STL: 4 - Auburn (2/17/16)
YEAR	GP/GS	PPG	RPG	BPG	SPG	FG%	FT%																						
2016-17	15/15	11.3	8.7	2.9	0.7	.453	.739																						
Career	115/50	8.1	5.4	1.8	0.7	.517	.654																						
HC		 1980-82 - Student-Athlete	 1982-85 - Volunteer Assistant	 1985-89 - Volunteer Assistant 1989-00 - Assistant Coach 2000-02 - Assistant Head Coach	 2002-06 - Head Coach 89-41 (.680)	 2006-11 - Head Coach 111-57 (.660)	 2011-Present - Head Coach 114-67 (.630)																						