



CRIMSON TIDE

BASKETBALL

19 NCAA Appearances » 13 Combined SEC Titles » 2nd in SEC History in Total League Wins » 2nd In SEC History in Winning Percentage

A

GAME 19



ALABAMA VS MISSISSIPPI STATE

JANUARY 20, 2018 / 7:30 P.M. CT / TUSCALOOSA, ALA.

COLEMAN COLISEUM (15,383)

TV: SEC NETWORK

(Play-By-Play: Kevin Fitzgerald, Analyst: Sean Harrington)

RADIO: CRIMSON TIDE SPORTS NETWORK | SIRIUS/XM

(Play-By-Play: Chris Stewart, Analyst: Bryan Passink) | Sirius/XM Channels 138/191

CRIMSON TIDE

Record 12-6
 SEC Record 4-2
 ESPN.com RPI/SOS 25/7
 Leading Scorer Collin Sexton (19.3)
 Leading Rebounder Donta Hall (7.1)
 Leader in Assists Collin Sexton (3.4)
 Head Coach Avery Johnson
 Record at Alabama (Years) 49-36 (3rd)
 Career Record (Years) 303-222 (10th)

BULLDOGS

Record 14-4
 SEC Record 2-3
 ESPN.com RPI/SOS 63/175
 Leading Scorer ... Quinndary Weatherspoon (14.6)
 Leading Rebounder Aric Holman (7.2)
 Leader in Assists .. Quinndary Weatherspoon (4.2)
 Head Coach Ben Howland
 Record at Mississippi State (Years) 44-37 (3rd)
 Career Record (Years) 445-243 (22nd)

NUGGETS YOU NEED TO KNOW

- Alabama will put its three-game winning streak on the line when it welcomes the Mississippi State Bulldogs to Coleman Coliseum on Saturday night in the first of two games played between the teams this season. The Crimson Tide will make the return trip to Starkville, Miss., on Feb. 6.
- The Tide has benefitted from a challenging non-conference schedule. Coming into Saturday's game, Alabama owns an RPI of No. 25 in the nation and a No. 7 overall strength of schedule, according to ESPN.
- Alabama ranks as one of the top defenses in the SEC in league games only. Coming into the Mississippi State game, the Tide leads the conference in blocks (7.0) and steals per game (8.2), while ranking second in field goal percentage defense (.364), third in scoring defense (66.2) and fifth in 3-point defense (.300).
- Alabama is one of the few teams in the nation that does not have a senior on its active roster. In fact, according to KenPom.com, the Crimson Tide ranks 348th out of 351 teams in terms of experience on its roster with an average of 0.78 years of experience.
- Due to a variety of issues (injuries, illnesses, ailments, etc.), Alabama has used 10 different starting lineups while a total of 41 games have been missed by Crimson Tide players this season.
- Alabama will play its lone road contest in the current five-game stretch when it travels to face the Ole Miss Rebels on Tuesday night. The game will tip at 7:30 p.m. CT and will be televised on SEC Network.

SOCIAL MEDIA:



Follow us on Twitter and Instagram @AlabamaMBB



Like us on Facebook at AlabamaMBB

Follow **ALABAMA MEN'S BASKETBALL** on the social media sites listed for up-to-date news, exclusive content and more.

#BUCKLEUP

2017-18 SCHEDULE

	Opponent	TV	Time (CT)/Result
NOVEMBER			
6	UAH (EXH.)	SECN+	W, 74-65
10	vs. Memphis ¹	CBS Sports Network	W, 82-70
14	LIPSCOMB	SEC Network	W, 86-64
17	ALABAMA A&M ²	SECN+	W, 104-67
21	RV UT ARLINGTON ²	SEC Network	W, 77-76
24	vs. BYU ³	Stadium	W, 72-59
25	vs. No. 14 Minnesota ³	Stadium	L, 84-89
29	LOUISIANA TECH	SECN+	W, 77-74

DECEMBER

3	RV UCF	ESPNU	L, 62-65
6	RV RHODE ISLAND	SECN+	W, 68-64
9	at RV Arizona	ESPN2	L, 82-88
19	vs. Mercer ⁴	SEC Network	W, 80-79
22	RV TEXAS ⁵	ESPN2	L, 50-66
30	No. 5 TEXAS A&M*	ESPN2	W, 79-57

JANUARY

2	at Vanderbilt*	SEC Network	L, 75-76
6	at Georgia*	SEC Network	L, 46-65
9	SOUTH CAROLINA*	SEC Network	W, 76-62
13	at LSU*	SEC Network	W, 74-66
17	No. 17 AUBURN*	SEC Network	W, 76-71
20	MISSISSIPPI STATE*	SEC Network	7:30 p.m.
23	at Ole Miss*	SEC Network	7:30 p.m.
27	OKLAHOMA ⁶	ESPN	1:15 p.m.
31	MISSOURI*	ESPN2	8 p.m.

FEBRUARY

3	at Florida*	ESPN/ESPN2	3 p.m.
6	at Mississippi State*	SEC Network	6 p.m.
10	TENNESSEE*	SEC Network	5 p.m.
13	LSU*	SEC Network	8 p.m.
17	at Kentucky*	CBS	1 p.m.
21	at Auburn*	SEC Network	7:30 p.m.
24	ARKANSAS*	SEC Network	5 p.m.
27	FLORIDA*	ESPN/ESPN2	6 p.m.

MARCH

3	at Texas A&M*	ESPN/ESPN2	1 p.m.
7-11	at SEC Tournament ⁷	TBA	TBA

- 1 Veterans Classic (Annapolis, Md.)
- 2 Barclays Classic (Tuscaloosa, Ala.)
- 3 Barclays Classic (Brooklyn, N.Y.)
- 4 Rocket City Classic (Huntsville, Ala.)
- 5 Vulcan Classic (Birmingham, Ala.)
- 6 Big 12/SEC Challenge
- 7 Southeastern Conference Tournament (Greenville, S.C.)

* Southeastern Conference game
BOLD indicates home game
 Rankings listed are AP/Coaches

2017-18 OVERALL • 12-6 / SEC • 4-2 / LAST 10 • 6-4 / HOME • 8-2 / AWAY • 1-3 / NEUTRAL • 3-1
PREVIOUS GAME'S STARTERS HIGHLIGHTED IN SHADED BOX

0		<div>DONTA HALL</div> <div>F • 6-9 • 232 • Jr. • Luverne, Ala.</div> <table><tr><th>PPG</th><th>RPG</th><th>APG</th><th>SPG</th><th>BPG</th><th>MPG</th></tr><tr><td>10.9</td><td>7.1</td><td>0.6</td><td>0.5</td><td>2.4</td><td>23.5</td></tr></table>	PPG	RPG	APG	SPG	BPG	MPG	10.9	7.1	0.6	0.5	2.4	23.5	<div>LAST GAME: 2 pts, 5 rebs, 1 blk vs. Auburn</div> <div>NOTE: Returned to lineup vs. Auburn 5 days after wrist surgery ... leads team in FG% (.752), rebounds & blocks ... 2nd in SEC & 26th nationally in blocks per game ... went 9-9 for a career-high 20 pts vs. UCF ... three double-doubles.</div>	<div>SEASON HIGHS</div> <div>Pts: 20 vs. UCF, 12/3/17</div> <div>Rebs: 14 vs. Rhode Island, 12/6/17</div> <div>Asts: 3 2x, last vs. Lipscomb, 11/14/17</div> <div>Blks: 5 vs. Memphis, 11/10/17</div>
PPG	RPG	APG	SPG	BPG	MPG											
10.9	7.1	0.6	0.5	2.4	23.5											
1		<div>RILEY NORRIS</div> <div>G/F • 6-7 • 210 • Sr. • Albertville, Ala.</div> <table><tr><th>PPG</th><th>RPG</th><th>APG</th><th>SPG</th><th>BPG</th><th>MPG</th></tr><tr><td>4.8</td><td>2.4</td><td>0.7</td><td>0.4</td><td>0.0</td><td>18.4</td></tr></table>	PPG	RPG	APG	SPG	BPG	MPG	4.8	2.4	0.7	0.4	0.0	18.4	<div>LAST GAME: DNP vs. Auburn</div> <div>NOTE: Ruled out for season on Dec. 29 with hip injury after playing in nine games on the year ... scored a season high 13 pts vs. Minnesota ... has five career double-doubles ... team's most experienced player (110 career games).</div>	<div>SEASON HIGHS</div> <div>Pts: 13 vs. Minnesota, 11/25/17</div> <div>Rebs: 4 vs. LA Tech, 11/29/17</div> <div>Asts: 1, 6x last at Arizona, 12/9/17</div> <div>Stls: 1, 5x last vs. Texas, 12/22/17</div>
PPG	RPG	APG	SPG	BPG	MPG											
4.8	2.4	0.7	0.4	0.0	18.4											
2		<div>COLLIN SEXTON</div> <div>G • 6-3 • 190 • Fr. • Mableton, Ga.</div> <table><tr><th>PPG</th><th>RPG</th><th>APG</th><th>SPG</th><th>BPG</th><th>MPG</th></tr><tr><td>19.3</td><td>3.6</td><td>3.4</td><td>1.3</td><td>0.0</td><td>29.6</td></tr></table>	PPG	RPG	APG	SPG	BPG	MPG	19.3	3.6	3.4	1.3	0.0	29.6	<div>LAST GAME: DNP vs. Auburn</div> <div>NOTE: UA freshman scoring record with 40 pts vs. Minnesota ... SEC Freshman of the Week (11/27) ... 2nd in SEC in ppg & in both FTs made (103) & ranks 2nd in FTs attempted (133) ... Watch List for Wooden Trophy, Oscar Robertson Trophy & Cousy Awards.</div>	<div>SEASON HIGHS</div> <div>Pts: 40 vs. Minnesota, 11/25/17</div> <div>Rebs: 7 vs. BYU, 11/24/17</div> <div>Asts: 5, 4x, last at Vanderbilt, 1/2/18</div> <div>Stls: 3, 3x last at Vanderbilt, 1/2/18</div>
PPG	RPG	APG	SPG	BPG	MPG											
19.3	3.6	3.4	1.3	0.0	29.6											
3		<div>ALEX REESE</div> <div>F • 6-9 • 250 • Fr. • Pelham, Ala.</div> <table><tr><th>PPG</th><th>RPG</th><th>APG</th><th>SPG</th><th>BPG</th><th>MPG</th></tr><tr><td>3.7</td><td>3.1</td><td>0.3</td><td>0.5</td><td>0.2</td><td>11.7</td></tr></table>	PPG	RPG	APG	SPG	BPG	MPG	3.7	3.1	0.3	0.5	0.2	11.7	<div>LAST GAME: 7 pts, 3 rebs vs. Auburn</div> <div>NOTE: Season-high 10 points in 18 mins vs. Mercer ... scored 9 pts in 11 mins at LSU ... No. 2 prospect in Alabama by ESPN.com ... named the AHSAA 6A State Player of the Year as a senior ... averaged 20 pts & 10 rebs in 2017.</div>	<div>SEASON HIGHS</div> <div>Pts: 10 vs. Mercer, 12/19/17</div> <div>Rebs: 9, 2x last vs. Lipscomb, 11/14/17</div> <div>Asts: 3 vs. Memphis, 11/10/17</div> <div>Stls: 4 vs. Memphis, 11/10/17</div>
PPG	RPG	APG	SPG	BPG	MPG											
3.7	3.1	0.3	0.5	0.2	11.7											
4		<div>DANIEL GIDDENS</div> <div>F/C • 6-11 • 247 • So. • Mableton, Ga.</div> <table><tr><th>PPG</th><th>RPG</th><th>APG</th><th>SPG</th><th>BPG</th><th>MPG</th></tr><tr><td>4.3</td><td>2.5</td><td>0.3</td><td>0.3</td><td>1.4</td><td>13.7</td></tr></table>	PPG	RPG	APG	SPG	BPG	MPG	4.3	2.5	0.3	0.3	1.4	13.7	<div>LAST GAME: 3 pts, 2 rebs, 1 blk vs. Auburn</div> <div>NOTE: Season highs 12 pts & 6 rebs vs. Rhode Island ... 11 pts vs South Carolina ... career high four blocks vs. UCF ... second on team and ninth in SEC in blocks per game ... sat out last year after transferring from Ohio State.</div>	<div>SEASON HIGHS</div> <div>Pts: 12 vs. Rhode Island, 12/6/17</div> <div>Rebs: 6, 2x last vs. Texas, 12/22/17</div> <div>Asts: 1, 4x last at Vanderbilt, 1/2/18</div> <div>Blks: 4 vs. UCF, 12/3/17</div>
PPG	RPG	APG	SPG	BPG	MPG											
4.3	2.5	0.3	0.3	1.4	13.7											
5		<div>AVERY JOHNSON JR.</div> <div>G • 5-11 • 187 • Jr. • Houston, Texas</div> <table><tr><th>PPG</th><th>RPG</th><th>APG</th><th>SPG</th><th>BPG</th><th>MPG</th></tr><tr><td>4.4</td><td>1.2</td><td>0.7</td><td>0.6</td><td>0.0</td><td>14.2</td></tr></table>	PPG	RPG	APG	SPG	BPG	MPG	4.4	1.2	0.7	0.6	0.0	14.2	<div>LAST GAME: 2 pts, 1 reb, 1 ast vs. Auburn</div> <div>NOTE: Season high 13 pts vs. Memphis ... 10 pts and 2 asts without a turnover vs South Carolina. 2016-17: Ranked 5th in scoring & 3FG% ... had career-highs of 23 pts in the 4OT win at USC ... had 17 pts vs. Clemson.</div>	<div>SEASON HIGHS</div> <div>Pts: 13 vs. Memphis, 11/10/17</div> <div>Rebs: 4 vs. Alabama A&M, 11/17/17</div> <div>Asts: 5 vs. Alabama A&M, 11/17/17</div> <div>Stls: 3 vs. Lipscomb, 11/14/17</div>
PPG	RPG	APG	SPG	BPG	MPG											
4.4	1.2	0.7	0.6	0.0	14.2											
10		<div>HERBERT JONES</div> <div>G • 6-7 • 200 • Fr. • Greensboro, Ala.</div> <table><tr><th>PPG</th><th>RPG</th><th>APG</th><th>SPG</th><th>BPG</th><th>MPG</th></tr><tr><td>4.8</td><td>4.0</td><td>1.6</td><td>1.6</td><td>0.7</td><td>21.8</td></tr></table>	PPG	RPG	APG	SPG	BPG	MPG	4.8	4.0	1.6	1.6	0.7	21.8	<div>LAST GAME: 11 pts, 7 rebs, 4 asts, 4 stls vs. Auburn</div> <div>NOTE: Leads team in charges drawn (17) and steals, 4th in rpg ... season-best 12 pts in season opener vs. Memphis ... ranked No. 71 prospect in the country (Rivals.com) ... three-time first-team all-state & 4A Player of the Year.</div>	<div>SEASON HIGHS</div> <div>Pts: 12 vs. Memphis, 11/10/17</div> <div>Rebs: 9 vs UT Arlington, 11/21/17</div> <div>Asts: 4 3x last vs. Auburn, 1/17/18</div> <div>Stls: 5 vs. UCF, 12/3/17</div>
PPG	RPG	APG	SPG	BPG	MPG											
4.8	4.0	1.6	1.6	0.7	21.8											
12		<div>DAZON INGRAM</div> <div>G • 6-5 • 207 • So. • Theodore, Ala.</div> <table><tr><th>PPG</th><th>RPG</th><th>APG</th><th>SPG</th><th>BPG</th><th>MPG</th></tr><tr><td>11.4</td><td>6.4</td><td>2.9</td><td>1.1</td><td>0.5</td><td>30.0</td></tr></table>	PPG	RPG	APG	SPG	BPG	MPG	11.4	6.4	2.9	1.1	0.5	30.0	<div>LAST GAME: 16 pts, 3 rebs, 2 asts, 2 stls vs. Auburn</div> <div>NOTE: Second in apg & rpg, 3rd in ppg ... leads the SEC in defensive rebounds a game (5.6) ... matched career high with 22 pts vs. LA Tech ... scored 20 pts with 5 rebs & 5 asts vs. Memphis ... 4th career double-double with 18 pts & 10 rebs at LSU.</div>	<div>SEASON HIGHS</div> <div>Pts: 22 vs. LA Tech, 11/29/17</div> <div>Rebs: 14 vs. Rhode Island, 12/6/17</div> <div>Asts: 5, 2x last vs. Lipscomb, 11/14/17</div> <div>Stls: 3 vs. Texas A&M, 12/30/17</div>
PPG	RPG	APG	SPG	BPG	MPG											
11.4	6.4	2.9	1.1	0.5	30.0											
15		<div>TYLER BARNES</div> <div>F • 6-8 • 205 • Fr. • Louisville, Ky.</div> <table><tr><th>PPG</th><th>RPG</th><th>APG</th><th>SPG</th><th>BPG</th><th>MPG</th></tr><tr><td>0.0</td><td>0.0</td><td>0.0</td><td>0.0</td><td>0.0</td><td>1.0</td></tr></table>	PPG	RPG	APG	SPG	BPG	MPG	0.0	0.0	0.0	0.0	0.0	1.0	<div>LAST GAME: DNP vs. Auburn</div> <div>NOTE: Became eligible to suit up for the Crimson Tide prior to the Rhode Island game (12/6) ... saw his first collegiate action vs. Texas A&M ... joined the team as a practice player through walk-on tryouts ... attended St. Xavier HS.</div>	<div>SEASON HIGHS</div> <div>Pts: NA</div> <div>Rebs: NA</div> <div>Asts: NA</div> <div>Stls: NA</div>
PPG	RPG	APG	SPG	BPG	MPG											
0.0	0.0	0.0	0.0	0.0	1.0											
22		<div>AR'MOND DAVIS</div> <div>G • 6-6 • 202 • Sr. • Tacoma, Wash.</div> <table><tr><th>PPG</th><th>RPG</th><th>APG</th><th>SPG</th><th>BPG</th><th>MPG</th></tr><tr><td>-</td><td>-</td><td>-</td><td>-</td><td>-</td><td>-</td></tr></table>	PPG	RPG	APG	SPG	BPG	MPG	-	-	-	-	-	-	<div>LAST GAME: DNP vs. Auburn</div> <div>NOTE: Has not seen any action. 2016-17: Played in 32 contests and averaged 6.9 ppg ... ranked fourth in made threes (32) & third in threes attempted (129) ... finished with 10 double-figure scoring contests on the season.</div>	<div>SEASON HIGHS</div> <div>Pts: NA</div> <div>Rebs: NA</div> <div>Asts: NA</div> <div>Stls: NA</div>
PPG	RPG	APG	SPG	BPG	MPG											
-	-	-	-	-	-											
23		<div>JOHN PETTY</div> <div>G • 6-5 • 195 • Fr. • Huntsville, Ala.</div> <table><tr><th>PPG</th><th>RPG</th><th>APG</th><th>SPG</th><th>BPG</th><th>MPG</th></tr><tr><td>12.6</td><td>2.3</td><td>1.9</td><td>0.6</td><td>0.3</td><td>29.6</td></tr></table>	PPG	RPG	APG	SPG	BPG	MPG	12.6	2.3	1.9	0.6	0.3	29.6	<div>LAST GAME: 27 pts, 2 asts vs. Auburn</div> <div>NOTE: Scored 30 pts on school record 10 treys vs. Alabama A&M ... 2nd leading scorer ... had 27 pts in win over Auburn ... ranks among SEC's top 3-pt shooters ... 2x SEC Freshman of the Week (11/20, 1/1) ... Mr. Basketball in Alabama in 2016 & 2017.</div>	<div>SEASON HIGHS</div> <div>Pts: 30 vs. Alabama A&M, 11/17/17</div> <div>Rebs: 6 vs. Lipscomb, 11/14/17</div> <div>Asts: 4 2x last vs. Rhode Island, 12/6/17</div> <div>Stls: 2 vs. BYU, 11/24/17</div>
PPG	RPG	APG	SPG	BPG	MPG											
12.6	2.3	1.9	0.6	0.3	29.6											
24		<div>LAWSON SCHAFFER</div> <div>G • 5-11 • 168 • Jr. • Cullman, Ala.</div> <table><tr><th>PPG</th><th>RPG</th><th>APG</th><th>SPG</th><th>BPG</th><th>MPG</th></tr><tr><td>1.3</td><td>0.0</td><td>1.2</td><td>0.5</td><td>0.0</td><td>4.7</td></tr></table>	PPG	RPG	APG	SPG	BPG	MPG	1.3	0.0	1.2	0.5	0.0	4.7	<div>LAST GAME: 1 min vs. Auburn</div> <div>NOTE: A preferred walk-on ... Played career-best 11 mins and tied career high with 5 pts vs Memphis. 2016-17: Career-high 5 pts vs. Mississippi State in SEC Tourney ... went 4-of-8 on the year from behind the arc.</div>	<div>SEASON HIGHS</div> <div>Pts: 5 vs. Memphis, 11/10/17</div> <div>Rebs:</div> <div>Asts: 4 vs. Alabama A&M, 11/17/17</div> <div>Stls: 1 2x last vs. Lipscomb, 11/14/17</div>
PPG	RPG	APG	SPG	BPG	MPG											
1.3	0.0	1.2	0.5	0.0	4.7											
25		<div>BRAXTON KEY</div> <div>F • 6-8 • 225 • So. • Charlotte, N.C.</div> <table><tr><th>PPG</th><th>RPG</th><th>APG</th><th>SPG</th><th>BPG</th><th>MPG</th></tr><tr><td>3.9</td><td>5.5</td><td>2.4</td><td>1.4</td><td>0.5</td><td>24.0</td></tr></table>	PPG	RPG	APG	SPG	BPG	MPG	3.9	5.5	2.4	1.4	0.5	24.0	<div>LAST GAME: 4 pts, 9 rebs, 3 asts vs. Auburn</div> <div>NOTE: Missed first 10 gms with knee injury ... 3rd on team in rebounding ... has 11 stls in 8 gms played. 2016-17: Named to the SEC All-Freshman Team ... led squad in scoring, FGs made (139), FG attempted (321) & double-figure scoring gms (20).</div>	<div>SEASON HIGHS</div> <div>Pts: 9 vs. Vanderbilt, 1/2/18</div> <div>Rebs: 9 vs. Auburn, 1/17/18</div> <div>Asts: 5 vs. South Carolina, 1/9/18</div> <div>Stls: 4 at Vanderbilt, 1/2/18</div>
PPG	RPG	APG	SPG	BPG	MPG											
3.9	5.5	2.4	1.4	0.5	24.0											
30		<div>GALIN SMITH</div> <div>F • 6-9 • 235 • Fr. • Clinton, Miss.</div> <table><tr><th>PPG</th><th>RPG</th><th>APG</th><th>SPG</th><th>BPG</th><th>MPG</th></tr><tr><td>2.9</td><td>2.2</td><td>0.1</td><td>0.1</td><td>0.8</td><td>11.7</td></tr></table>	PPG	RPG	APG	SPG	BPG	MPG	2.9	2.2	0.1	0.1	0.8	11.7	<div>LAST GAME: 4 pts, 3 blks vs. Auburn</div> <div>NOTE: Had season highs of 10 pts, 8 rebs, 3 blks & 26 mins vs. Minnesota ... had 8 pts and 4 rebs in 29 mins at LSU ... ranked as the top big man & No. 2 overall player in Mississippi (247Sports.com).</div>	<div>SEASON HIGHS</div> <div>Pts: 10 vs. Minnesota, 11/25/17</div> <div>Rebs: 8 vs. Minnesota, 11/25/17</div> <div>Asts: 1 vs. Alabama A&M, 11/17/17</div> <div>Blks: 3 2x, last vs. Auburn, 1/17/18</div>
PPG	RPG	APG	SPG	BPG	MPG											
2.9	2.2	0.1	0.1	0.8	11.7											

ALABAMA	VS.	MISSISSIPPI STATE
2017-18	Season	2017-18
12-6	Overall	14-4
4-2	Conference	2-3
6-4	Last 10	6-4
3-2	Last 5	2-3
74.9	PPG	75.2
69.9	OPP PPG	64.6
+5.0	Margin	+10.6
.467	FG%	.466
.405	FG% DEF	.394
.336	3PT%	.302
.320	3PT% DEF	.319
.695	FT%	.658
37.0	RPG	39.6
36.0	OPP RPG	34.5
+1.0	Margin	+5.1
12.9	APG	14.1
14.3	TOs PG	13.6
6.3	BPG	5.8
7.1	SPG	6.8

SERIES HISTORY

Overall Series Record.....	Alabama leads, 123-74
Last Five Contests.....	Alabama leads, 4-1
Last 10 Contests.....	Alabama leads, 9-1
At Mississippi State.....	Mississippi State leads, 54-40 (streak: won 4)
At Alabama.....	Alabama leads, 76-17 (streak: won 1)
At Coleman Coliseum.....	39-9
Neutral Site.....	7-3
Series Streak.....	Alabama won 3
Last Meeting.....	Jan. 28, 2017 in Coleman Coliseum (Alabama 71, Mississippi State 62)

ABOUT MISSISSIPPI STATE

• Mississippi State and Alabama will meet for the 198th time in series history when the teams square off on Saturday night. It will be the first of two meetings between the two teams. The Crimson Tide will make the return trip to Starkville, Miss., on Feb. 6 at 6 p.m. CT on SEC Network.

• Alabama owns an all-time record of 123-74, and has won nine of the last 10 meetings and 13 of the last 16 overall between the two programs. The Crimson Tide has won seven of the last eight meetings over the Bulldogs in Coleman Coliseum, however, it was Mississippi State coming away with a 67-61 win in Tuscaloosa on Feb. 20, 2016 – MSU's first win at Alabama since Jan. 19, 2008.

• The 198 games played and the 123 wins against Mississippi State marks the most for Alabama against any single opponent in each category in program history.

• Junior Quindary Weatherspoon leads the Bulldogs with a 14.6 points and 4.2 assists per game. He also tops the squad with 1.4 steals and 28.9 minutes per game. Junior Aric Holman is second on the team in scoring average (12.2 ppg) and tops State in rebounds (7.2 rpg) and blocked shots (1.3 bpg). Freshman Nick Weatherspoon, the younger brother of Quindary, is the third Mississippi State player to average double figures at 10.5 points a game, while ranking second in minutes (28.6 mpg).

• As a team, Mississippi State (14-4, 2-3) is outscoring the opposition by 10.6 points per game (75.2-64.6) and outrebounding the opposition by 5.1 boards a contest (39.6-34.5). The Bulldogs lead the SEC in scoring defense, rank third in field goal percentage defense (.394) and fifth in three-point defense (.319).

• Ben Howland, who is in his third season at the helm of the program, was named the 20th head coach in Mississippi State history on March 23, 2015. In four different stints as a head coach, Howland has a 445-243 record – Northern Arizona (79-59), Pittsburgh (89-40), UCLA (233-107) and Mississippi State (34-23). He led UCLA to three-consecutive Final Fours, including a national runner-up finish in 2006.

ASSOCIATED PRESS POLL

WEEK 10 (JAN. 15)	2017-18	
Rank	Team (FPV)	Record Points
1	Villanova (63)	16-1 1,623
2	Virginia (1)	16-1 1,527
3	Purdue (1)	17-2 1,411
4	Oklahoma	14-2 1,371
5	Duke	15-2 1,319
6	West Virginia	15-2 1,304
7	Wichita State	15-2 1,283
8	Texas Tech	15-2 1,276
9	Michigan State	16-3 1,062
10	Kansas	14-3 1,032
11	Xavier	16-3 928
12	Cincinnati	15-2 858
13	Gonzaga	16-3 829
14	Arizona	14-4 723
15	North Carolina	14-4 666
16	Arizona State	14-3 639
17	Auburn	16-1 523
18	Kentucky	14-3 487
19	Seton Hall	15-3 455
20	Clemson	15-2 444
21	Tennessee	12-4 358
22	Ohio State	15-4 276
23	Michigan	15-4 233
24	TCU	13-4 196
25	Miami	13-3 143

Others receiving votes: Creighton 56, **Rhode Island 39**, Florida State 25, Nevada 23, Saint Mary's 19, New Mexico State 4, Louisville 2, **Florida 1**

USA TODAY/COACHES POLL

WEEK 11 (JAN. 15)	2017-18	
Rank	Team (FPV)	Record Points
1	Villanova (31)	16-1 798
2	Virginia	16-1 757
3	Purdue (1)	17-2 678
4	Wichita State	15-2 664
5	Duke	15-2 638
6	Oklahoma	14-2 632
7	West Virginia	15-2 624
8	Texas Tech	15-2 607
9	Michigan State	16-3 513
10	Kansas	14-3 501
11	Cincinnati	15-2 446
12	Xavier	16-3 442
13	Gonzaga	16-3 414
14	North Carolina	14-4 298
14	Arizona State	14-3 298
16	Kentucky	14-3 272
17	Arizona	14-4 271
18	Clemson	15-2 242
19	Seton Hall	15-3 239
20	Auburn	16-1 213
21	Tennessee	12-4 187
22	Ohio State	15-4 109
23	Miami	13-3 108
24	Michigan	15-4 107
25	TCU	13-4 103

Others receiving votes: Creighton 77, Saint Mary's 43, Florida State 34, Nevada 23, Notre Dame 18, **Rhode Island 16**, Boise State 7, UCLA 5, **Florida 5**, Baylor 4, New Mexico State 2, Oklahoma State 2, Middle Tennessee 2, Louisiana 1

2017-18 Opponents in BOLD

ALABAMA IN THE POLLS WEEK-BY-WEEK

WEEK	AP/USA TODAY	WEEK	AP/USA TODAY
PRE	RV/25	8	NR/NR
2	RV/25	9	RV/RV
3	25/RV	10	NR/NR
4	24/RV	11	NR/NR
5	RV/RV		
6	RV/RV		
7	RV/RV		

LAST TIME OUT: ALABAMA 76, NO. 17 AUBURN 71 - TUSCALOOSA, ALA.

Official Basketball Box Score -- Game Totals -- Final Statistics

Auburn vs Alabama

1/17/18 6 p.m. CT at Tuscaloosa, Ala. (Coleman Coliseum)

Auburn 71 • 16-2, 4-1

#	Player		Total		3-Ptr	Rebounds					PF	TP	A	TO	Blk	Stl	Min
			FG-FGA	FG-FGA	FT-FTA	Off	Def	Tot									
13	MURRAY, Desean	f	3-6	0-1	5-6	6	4	10	2	11	1	2	0	0	24		
24	MCLEMORE, Anfernee	f	2-8	0-2	2-2	1	1	2	2	6	0	0	0	1	15		
01	HARPER, Jared	g	3-9	0-4	4-8	0	0	0	1	10	2	2	0	2	31		
02	BROWN, Bryce	g	4-11	4-8	0-0	1	0	1	4	12	1	3	1	0	32		
05	HERON, Mustapha	g	2-7	0-2	1-2	0	3	3	5	5	1	4	0	2	26		
00	SPENCER, Horace		3-3	0-0	0-0	0	6	6	2	6	0	2	2	3	20		
04	OKEKE, Chuma		3-7	2-5	2-4	2	4	6	2	10	0	0	1	0	21		
10	MITCHELL, Davion		1-2	1-1	0-0	0	0	0	2	3	5	0	0	0	13		
14	DUNBAR, Malik		3-8	2-3	0-0	0	3	3	1	8	1	1	0	1	18		
Team							2 2 4										
Totals			24-61	9-26	14-22	12	23	35	21	71	11	14	4	9	200		

FG % 1st Half: 12-34 35.3% 2nd half: 12-27 44.4% Game: 24-61 39.3%
 3FG % 1st Half: 7-15 46.7% 2nd half: 2-11 18.2% Game: 9-26 34.6%
 FT % 1st Half: 2-3 66.7% 2nd half: 12-19 63.2% Game: 14-22 63.6%

Deadball
Rebounds
4

Alabama 76 • 12-6, 4-2

##	Player		Total		3-Ptr		Rebounds			PF	TP	A	TO	Blk	Stl	Min
			FG-FGA	FG-FGA	FT-FTA	Off	Def	Tot								
25	Key, Braxton	f	1-3	0-1	2-2	1	8	9	1	4	3	3	1	1	31	
04	Giddens, Daniel	c	1-1	0-0	1-2	0	2	2	3	3	0	2	1	0	13	
01	Jones, Herbert	g	5-9	0-0	1-2	1	6	7	5	11	4	2	1	4	25	
12	Ingram, Dazon	g	3-10	0-1	10-13	0	3	3	3	16	2	5	0	2	35	
23	Petty, John	g	9-14	8-13	1-2	0	1	1	1	27	2	3	0	0	33	
00	Hall, Donta		1-1	0-0	0-0	1	4	5	0	2	0	0	1	1	15	
03	Reese, Alex		2-7	2-5	1-2	1	2	3	4	7	0	0	0	0	15	
05	Johnson Jr, Avery		1-4	0-3	0-0	0	1	1	3	2	1	1	1	0	15	
24	Schaffer, Lawson		0-0	0-0	0-0	0	0	0	0	0	0	0	0	0	1	
30	Smith, Galin		2-2	0-0	0-2	1	0	1	5	4	0	3	3	0	17	
Team							3		2							
Totals			25-51	10-23	16-25	8	29	37	25	76	12	19	8	8	200	

FG % 1st Half: 10-25 40.0% 2nd half: 15-26 57.7% Game: 25-51 49.0%
 3FG % 1st Half: 5-12 41.7% 2nd half: 5-11 45.5% Game: 10-23 43.5%
 FT % 1st Half: 5-6 83.3% 2nd half: 11-19 57.9% Game: 16-25 64.0%

Deadball
Rebounds
4

Officials: Anthony Jordan, Jamie Luckie, Mike Nance
 Technical fouls: Auburn-None. Alabama-None.
 Attendance: 15383

Score by periods	1st	2nd	Total
Auburn	33	38	71
Alabama	30	46	76

	In	Off	2nd	Fast	Bench
Points	Paint	T/O	Chance	Break	27
AU	26	16	13	4	
UA	24	21	4	6	15

Last FG - AU 2nd-00:04, UA 2nd-00:43.
 Largest lead - AU by 4 1st-04:41, UA by 13 2nd-09:16.
 AU led for 08:04, UA led for 28:54. Game was tied for 03:02.

Score tied - 6 times.
 Lead changed - 8 times.

TUSCALOOSA, Ala. — Alabama held off No. 17/20 Auburn, 76-71, Wednesday night in front of sold out crowd in Coleman Coliseum. Freshman John Petty went 8-of-13 from beyond the arc and finished with 27 points to help snap the Tigers' 14-game winning streak, which was the longest in the nation coming into the contest.

The win was even more impressive considering the Crimson Tide played without leading scorer Collin Sexton, who was ruled out with an abdominal injury prior to tip off. In addition, junior Donta Hall played limited minutes despite just coming off wrist surgery five days ago.

"Our guys played hard and fought through a lot of adversity," head coach Avery Johnson said. "If I had to give a game ball out tonight, I know you guys think I'm probably going to give it to (John) Petty. He was great and we needed his three-point shooting. When we ran plays for him, he made threes, and we didn't run plays for him, somebody either found him or they lost him in transition. But what about a guy like Donta Hall? He had surgery five days ago, and I wasn't going to play him. He sat down and talked to me and said, 'Coach, I really need to play. The doctors cleared me and I'm not in any danger, and I've talked to Clarke (Holter).' I was thinking about playing him on Saturday, that was the plan. He didn't even practice and you guys know how I feel about not allowing a player to play if he doesn't practice. I know his numbers don't look good, but the team fed off of Donta wanting to play tonight. So what a classy move by him. He's a kid with strong character and he's tough. That's a sign of toughness on display tonight."

"We played against a terrific basketball team. Like I told you guys in my press conference yesterday, they were picked to be 4-14 in conference play, and we didn't buy that. We played them like they were the best team in our conference and the hottest team in the country. Our team was focused and they fought through setbacks. I'm proud of their entire effort. It wasn't perfect, but I'm proud of their attention to detail and their hustle, even after a mistake."

Freshman Herbert Jones and sophomore Dazon Ingram both reached double figures to help push the Tide past the Tigers. Ingram went 10-of-13 from the charity stripe to score 16 points, while adding three rebounds, two assists and two steals. Jones finished with 11 points and seven rebounds to go along with four assists, four steals and a block.

After trailing, 33-30, at the intermission, the Crimson Tide (12-6, 4-2 SEC) shot 57.7 percent from the floor (15-of-26) over the final 20 minutes, while holding Auburn to just 2-of-11 shooting from three and 12-of-27 from the floor in the second half. Alabama owned a 37-35 advantage on the boards to improve to 8-0 when outrebounding the opposition.

After a slow start from both squads, Alabama's offense came to life with a 7-0 run over a 2:12 span, hitting three straight field goals to take the 14-5 lead at 13:49. Then Auburn

when on a run of its own, scoring 11 unanswered points to take its first lead of the game, 16-15, with 9:33 left in the half.

The teams would have three ties and five lead changes throughout the first half, however, Auburn's Chuma Okeke drilled a three at the buzzer to take a 33-30 lead at the break.

After both teams stormed out of the gates trading baskets to start the half, Alabama went on a 7-2 offensive spurt to push its lead to 43-39 at the 15:21 mark. The Tide would extend its lead following a 13-4 outburst over a span of 5:53 to take a 56-43 lead with 9:16 left to play.

As the clock winded down, the Auburn Tigers (16-2, 4-1) began to inch back into the game, cutting the lead to 68-65 with 1:01 left to play. Jones responded in transition with a layup to give the Tide the 70-65 lead, but Auburn answered back four more free throws to shrink the deficit to 72-68 with 17 seconds left. Freshman Alex Reese went 1-of-2 from the line to nudge the lead to 73-68 when the Tigers answered back with a three with five seconds on the clock, but Petty's free throw and two more by Ingram iced the game.

It marked the Tide's second victory over an AP Top-25 team this season. Alabama defeated then-No. 5 Texas A&M, 76-71, back on Dec. 30.

2017-18 TOP PERFORMANCES

CATEGORY	ALABAMA	OPPONENTS
Points	40, Collin Sexton vs. Minnesota, 11/25/17	29, Deandre Ayton, Arizona, 12/9/17
Field Goals Made	12, Collin Sexton vs. Minnesota, 11/25/17	12, Deandre Ayton, Arizona, 12/9/17
Field Goal Attempts	22, Collin Sexton vs. Minnesota, 11/25/17	18, Deandre Ayton, Arizona, 12/9/17
3-Pointers Made	10, John Petty vs. Alabama A&M, 11/17/17	4, 5x, last by Bryce Brown, Auburn, 1/17/18
3-Pointers Attempted	13, 2x, last by John Petty vs. Auburn, 1/17/18	11, Jacobi Boykins, LA Tech, 11/29/17
Rebounds	14, Donta Hall vs. Rhode Island, 12/6/17	18, Deandre Ayton, Arizona, 12/9/17
Assists	6, Dazon Ingram at Arizona, 12/9/17	12, Erick Neal, UT Arlington, 11/21/17
Steals	5, Herbert Jones vs. UCF, 12/3/17	4, 4x, last by William Jackson II, Georgia, 1/6/18
Blocks	5, Donta Hall vs Memphis, 11/10/17	6, Mohamed Bamba, Texas, 12/22/17

QUICK FACTS

UNIVERSITY

Location	Tuscaloosa, Ala.
Founded	April 12, 1831
Enrollment	38,563
Conference	Southeastern
Colors	Crimson and White
Nickname	Crimson Tide
President	Dr. Stuart Bell
Director of Athletics	Greg Byrne

FACULTY ATHLETICS

Representative	Dr. James King
Sport Administrator	Jeff Purinton
Arena (Capacity)	Coleman Coliseum (15,383)

COACHING STAFF

Head Coach	Avery Johnson
Alma Mater	Southern, 1988
Record at Alabama	49-36 (Third Season)
NBA Coaching Record	254-186 (Seven Seasons)
Overall Career Record	303-222 (10 Seasons)
Associate Head Coach	John Pelphrey (2nd Season)
Assistant Coach	Antoine Pettway (10th Season)
Assistant Coach	Yasir Rosemond (1st Season)
Director of Operations	Colton Houston
Director of Player Development	Blake Gray
Scouting and Recruiting Coordinator	Alex Fain
Strength and Conditioning	Lou DeNeen
Athletic Trainer	Clarke Holter

TEAM INFORMATION

2016-17 Record	19-15
2016-17 SEC Record/Finish	10-8/5th
2016-17 H/A/N Record	10-7/5-6/4-2
Starters Returning/Lost	4/1
Letterwinners Returning/Lost	7/5
Newcomers	6*

**includes transfer who sat out last season*

PROGRAM HISTORY

All-Time Record	1,649-1,020-1 (.618)
SEC Record	779-598 (.565)
SEC Tournament Record	64-51 (.557)
SEC Championships	7
SEC Divisional Championships	3
NCAA Appearances	19
NIT Appearances	15

ATHLETICS COMMUNICATIONS

Men's Basketball Contact	Aaron Jordan
Office	205-348-6084
Cell	205-913-1979
E-mail	ajordan@ia.ua.edu
Fax	205-348-8841
Secondary Men's Basketball Contact	Nia Barnes
Website	www.RollTide.com
Mailing Address	1201 Coliseum Drive Room 170 Tuscaloosa, AL 35487

ALABAMA MEN'S BASKETBALL QUICK HITS

- Alabama won its third consecutive contest and claimed its fourth win in its last six games when the Tide captured a 76-71 victory over No. 17 Auburn on Wednesday night in Coleman Coliseum. With the victory, the Crimson Tide snapped the Tigers' nation-leading 14-game winning streak and captured the second win over an AP Top-25 team this season (also defeated then-No. 5 Texas A&M, 79-57, on Dec. 30). In addition, Alabama held Auburn, the top scoring team in the SEC, to a season-low point total en route to the victory.

- Alabama was led by freshman guard John Petty's 27 points on the strength of eight threes. Sophomore Dazon Ingram (16 points) and freshman Herbert Jones (11 points) also reached double figures. The Tide won the battle of the boards, outrebounding Auburn 37-35 to improve to 8-0 this season when it outrebounds the opposition.

- Ken Pomeroy ranks Alabama's experience at 348 out of 351 teams in the nation. According to his formula which is determined by a player's eligibility class (a freshman has zero years of experience, a sophomore has one year of experience, etc.), Alabama owns a 0.78 rating, which is the least experienced team in school history. The previous record in the rankings, which began in 2007, was the Tide's 2012 squad which was ranked No. 322 with 1.01 years of experience.

- Through the first nine games, Alabama ranked as one of the worst foul shooting teams nationally, connecting on just 63.0 percent (155-of-246) from the charity stripe. However, over its last nine contests, the Tide has been one of the top free throw shooting teams nationally. During the stretch, Alabama is shooting 78.7 percent (137-of-174) from the foul line, led by Collin Sexton who has hit 50 of his last 55 free throws (90.9 percent).

- Junior Donta Hall now has 37 dunks this season, which is more than six teams in the SEC. In fact, the Luverne, Ala., native is connecting on an impressive 75.2 percent (79-of-105) from the field, with nearly half of his made field goals this season coming above the rim (37 dunks on 79 made field goals).

- Head coach Avery Johnson won the 300th game of his 10-year career coaching with the win over Texas A&M on Dec. 30. Johnson, who coached for seven-plus seasons in the NBA, racked up 254 wins in the league and now has 49 wins in just over two years at Alabama.

- Sexton comes into Saturday's contest as the second-leading scorer in the Southeastern Conference at 19.3 points per game. The Mableton, Ga., native has nine games of 20 or more and twice has scored 30 or more in a game this season. Sexton, who was named the SEC Freshman of the Week for the week of Nov. 27, also tops the Tide with 3.4 assists per game, while shooting 44.2 percent from the field and 36.8 percent beyond the arc. He also ranks second in the SEC in free throws made (106) and attempted (129).

- Freshman John Petty has earned two SEC Freshman of the Week honors this season. In doing so, he became the first Alabama player to achieve the feat since former standout JaMychal Green earned the honor twice during the 2008-09 campaign. Petty's first award came the week of Nov. 20 after he connected on a school record 10 threes (10-of-13) in the victory over Alabama A&M on Nov. 17. Most recently, Petty earned the accolade on Jan. 1 after he led the Tide with 18 points in the upset over then-No. 5 Texas A&M on Dec. 30.

- Sexton put on a show against Minnesota (11/25) in front of the Barclays Center crowd, as he ended the night with an Alabama freshman scoring record of 40 points, including 31 in the second half and 15 in the final 7:32. Sexton, who broke Alvin Lee's freshman scoring record of 36 points vs. Vanderbilt on Feb. 17, 1988, scored the ninth-most points in a single game in program history as he connected on 12-of-22 shots from the field, 4-of-7 from beyond the arc and 12-of-16 from the free throw line. In doing so, he became the first Alabama player to score 40 in a game since Reggie King had 43 points against Virginia on March 12, 1979.

2017-18 ROSTER & PRONUNCIATIONS

No.	Name	Fi-net-ick	Pos.	Ht./Wt.	Yr.	Major	Hometown
0	Donta Hall	don-TAY	F	6-9/232	Jr.	Ex. Science	Luverne, Ala.
1	Riley Norris		G/F	6-7/210	Sr.	Marketing	Albertville, Ala.
2	Collin Sexton		G	6-3/190	Fr.	Business	Mableton, Ga.
3	Alex Reese		F	6-9/250	Fr.	Business	Pelham, Ala.
4	Daniel Giddens		F/C	6-11/247	So.	Consumer Science	Mableton, Ga.
5	Avery Johnson Jr.		G	5-11/167	Jr.	Marketing	Houston, Texas
10	Herbert Jones		G	6-7/200	Fr.	Business	Greensboro, Ala.
11	Tevin Mack		G/F	6-6/223	Jr.	Communications	Columbia, S.C.
12	Dazon Ingram	DAY-zon	F	6-5/207	So.	Business Man.	Theodore, Ala.
15	Tyler Barnes		F	6-8/200	Fr.		Louisville, Ky.
22	Ar'Mond Davis	OUR-mond	G	6-6/202	Sr.	Gen. Studies	Tacoma, Wash.
23	John Petty		G	6-5/195	Fr.	Business	Huntsville, Ala.
24	Lawson Schaffer	SHAY-fer	G	5-11/168	Jr.	Business Man.	Cullman, Ala.
25	Braxton Key		F	6-8/225	So.	Psychology	Charlotte, N.C.
30	Galin Smith	Gay-lin	F	6-9/235	Fr.	Ex. Science	Clinton, Miss.
33	Landon Fuller		F	6-8/222	So.	Biology	Brentwood, Tenn.

2018 SIGNEES

Alabama men's basketball head coach Avery Johnson officially announced the Tide's 2018 signing class on Monday, as the Crimson Tide inked three players, who are all ranked among the top prospects in the nation.

Below is a look at each of the newest signees:

Jared Butler • PG • 6-2 • 185

Reserve, La. (Riverside Academy)

A consensus four star recruit who is ranked as the No. 75 overall player in the class of 2018, the No. 13-ranked point guard and the top player in the state of Louisiana, according to Scout.com ... as a junior under head coach Timmy Bird at Riverside Academy, Butler averaged 20.4 points and 6.7 assists per game in leading the Rebels to the Division III select semifinals ... named as a 2A first team all-state point guard by the Louisiana Sportswriters Association in 2017 and also was tabbed a two-time All-Metro team honoree by the Times-Picayune in 2016 and 2017 ... played for the Mississippi Express in the Nike EYBL where he averaged 13.6 points, 4.4 assists and 4.0 rebounds a game in 16 contests.

Javian Fleming • PF • 6-9 • 230

Canton, Miss. (Canton HS)

Played under head coach Russell Evans ... a four-star recruit who is ranked as the No. 2 player in the state and the No. 17 center in the country, according to ESPN.com ... averaged 16.2 points, 10 rebounds and 2.7 blocks as a junior, while collecting 14.9 points, 9.7 rebounds and 2.0 blocks a game as a sophomore ... was named to the Clarion Ledger's Dandy Dozen in each of the past two seasons ... selected to play in the 2017 Mississippi North/South All-Star game where he was named the Most Valuable Defensive Player with 18 points, 14 rebounds and three blocks ... was selected to attend the prestigious NBPA Top-100 camp which took place this past summer.

Diante Wood • SG • 6-4 • 175

Anniston, Ala. (Sacred Heart Catholic HS)

A four-star prospect according to ESPN.com, which lists him as the top-ranked prospect in the state of Alabama and the No. 32 overall player in the region played under head coach Ralpheal Graves at Sacred Heart ... helped lead his squad to three consecutive 1A state titles, becoming just the ninth program in AHSAA history to win three consecutive championships ... named the Class 1A Player of the Year in 2016 and 2017, while also earning the Most Valuable Player award at the state tournament in each of the past two seasons ... as junior, Wood averaged 18.6 points, 9.2 rebounds and 3.5 assists per game.

105TH SEASON OF BASKETBALL AT ALABAMA IS UNDERWAY

- Alabama is in its 105th season of basketball in 2017-18.
- The Tide has an all-time record of 1,649-1,020-1 (.615), which includes a 779-598 (.565) record in SEC play. The program's first year of play was 1912-13.
- Alabama ranks second in the SEC in league victories and all-time winning percentage.
- UA has made 34 NCAA (19) or NIT (15) appearances and has won seven SEC regular-season titles and six SEC Tournament championships.

SCOUTING ALABAMA

- Alabama won its third consecutive contest when it captured a 76-71 victory over No. 17 Auburn last Wednesday night. The Tide played without leading scorer Collin Sexton, who was sidelined with an abdominal injury, while leading rebounder and shot blocker Donta Hall made a surprise return to the lineup five days after having wrist surgery, but played limited minutes.
- The Tide is averaging 74.9 points per game and outscoring the opposition by 5.0 points per contest (74.9-69.9). As a team, Alabama is connecting on 46.7 percent from the field and 33.6 percent at the line. The Tide owns +1.0 advantage on the boards, 37.0-36.0 per game. Additionally, Alabama leads the SEC and ranks 10th in the nation in blocked shots per game (6.3).
- In addition to blocking shots, the Alabama defense is allowing opponents to shoot 40.5 percent from the field and 32.0 percent from deep, while also averaging 7.1 steals a contest. The Tide ranks second in the SEC in league games only in free throw percentage at 78.9 percent, is shooting 69.5 percent at the line for the season. Furthermore, Alabama ranks 71st nationally in free throws attempted (420) and is 76th in the nation in free throws made (292). In fact, 21.6 percent of Alabama's point total (292 of 1,349 points) has come from the charity stripe.
- Four players are averaging double-figure scoring for the Tide, led by freshman Collin Sexton's 19.3 ppg. That number not only tops the team, but also ranks second in the SEC and ranks 62nd nationally. Sexton also tops the team in assists (3.4 apg) and field goals made (92) and attempted (208). Freshman John Petty ranks second on the team with 12.6 ppg and tops UA in threes made (54) and attempted (139), while his 3.0 treys made per game is second-best in the SEC.
- Junior Donta Hall, who missed the LSU game and played limited minutes against Auburn due to a wrist injury, leads the Tide in field goal percentage (.752, 79-of-105), which would lead the country but he's just shy of meeting the minimum requirement of 5.0 or more field goals made per game (Hall is at 4.65 made per game). Hall also tops the team in dunks (37), rebounds (7.1 rpg) and blocks (2.4 bpg), while ranking fourth with 10.9 points per game. Sophomore guard Dazon Ingram is averaging 11.4 ppg, and ranks second on the team in rebounding (6.4 rpg) and assists (2.9 apg) a game. Meanwhile, Ingram's 5.6 defensive rebounds per contest is the best in the SEC.

ALABAMA-MISSISSIPPI STATE – SERIES NOTES

- Alabama and Mississippi State will meet for the 198th time in series history then the teams square off on Saturday night. The Tide owns a 123-74 edge in the all-time series, including wins in seven of the last eight contests played between the two teams.

2017-18 STARTING LINEUP BREAKDOWN

OPPONENT (W/L)

vs. Memphis (W)	Ingram	Petty	Jones	Hall	Giddens
Lipscomb (W)	Sexton	Ingram	Petty	Hall	Giddens
Alabama A&M (W)	Sexton	Ingram	Petty	Hall	Giddens
UT Arlington (W)	Sexton	Ingram	Petty	Hall	Giddens
vs. BYU (W)	Sexton	Ingram	Petty	Hall	Giddens
vs. Minnesota (L)	Sexton	Petty	Jones	Hall	Giddens
Louisiana Tech (W)	Sexton	Ingram	Petty	Hall	Giddens
UCF (L)	Sexton	Ingram	Petty	Norris	Hall
Rhode Island (W)	Sexton	Ingram	Petty	Norris	Hall
at Arizona (L)	Sexton	Ingram	Petty	Norris	Hall
vs. Mercer (W)	Sexton	Ingram	Petty	Key	Hall
Texas (L)	Sexton	Ingram	Petty	Key	Hall
Texas A&M (W)	Sexton	Ingram	Petty	Key	Hall
at Vanderbilt (L)	Sexton	Ingram	Petty	Key	Hall
at Georgia (L)	Sexton	Petty	Jones	Key	Hall
South Carolina (W)	Sexton	Jones	Key	Hall	Giddens
at LSU (W)	Sexton	Ingram	Jones	Key	Giddens
Auburn (W)	Ingram	Petty	Jones	Key	Giddens

Number of different starting lineups: 10

Record by lineup (bold indicates most recent lineup):

4-0	Sexton, Ingram, Petty, Hall, Giddens
2-2	Sexton, Ingram, Petty, Key, Hall
1-2	Sexton, Ingram, Petty, Norris, Hall
1-0	Ingram, Petty, Jones, Key, Giddens
1-0	Ingram, Petty, Jones, Hall, Giddens
1-0	Sexton, Jones, Key, Hall, Giddens
1-0	Sexton Jones, Key, Hall, Giddens
1-0	Sexton Ingram Jones, Key, Giddens
0-1	Sexton, Petty, Jones, Key, Hall
0-1	Sexton, Petty, Jones, Hall, Giddens

BOLD indicates most recent lineup

SPECIALTY STATS

Opponent	Paint	Pts off T/O	2ndCh	FastB	Bench
vs. Memphis	36	9	12	13	18
ALABAMA	26	25	14	8	28
LIPSCOMB	22	6	6	2	12
ALABAMA	50	17	9	16	24
ALABAMA A&M	28	13	7	2	19
ALABAMA	48	12	13	14	29
UT ARLINGTON	28	20	6	0	18
ALABAMA	28	18	3	6	22
vs. BYU	34	13	7	2	14
ALABAMA	42	13	10	6	10
vs. Minnesota	36	17	21	15	23
ALABAMA	36	18	11	14	29
LOUISIANA TECH	38	15	9	8	7
ALABAMA	42	11	7	8	16
UCF	30	19	6	6	20
ALABAMA	34	18	9	8	13
RHODE ISLAND	30	26	12	12	20
ALABAMA	36	7	10	4	20
at Arizona	26	3	12	6	9
ALABAMA	26	11	2	6	8
vs. Mercer	28	15	12	4	34
ALABAMA	38	20	14	12	21
TEXAS	30	12	11	12	10
ALABAMA	30	10	7	4	18
TEXAS A&M	36	9	22	4	17
ALABAMA	36	15	13	6	10
at Vanderbilt	20	16	11	4	14
ALABAMA	42	14	2	8	17
at Georgia	20	4	10	3	17
ALABAMA	16	16	4	2	8
SOUTH CAROLINA	20	17	3	4	16
ALABAMA	44	14	12	8	35
at LSU	24	12	6	8	11
ALABAMA	36	9	13	2	28
AUBURN	26	16	13	4	27
ALABAMA	24	21	4	6	15
MISSISSIPPI STATE					
ALABAMA					
at Ole Miss					
ALABAMA					
OKLAHOMA					
ALABAMA					
MISSOURI					
ALABAMA					
at Florida					
ALABAMA					
at Mississippi State					
ALABAMA					
TENNESSEE					
ALABAMA					
LSU					
ALABAMA					
at Kentucky					
ALABAMA					
at Auburn					
ALABAMA					
ARKANSAS					
ALABAMA					
FLORIDA					
ALABAMA					
at Texas A&M					
ALABAMA					
OPPONENT Totals	512	242	186	109	306
Average/Game	28.4	13.4	10.3	6.1	17.0
ALABAMA Totals	634	269	159	136	351
Average/Game	35.2	14.9	8.8	7.6	19.5

- The 197 games played and the 123 wins against Mississippi State marks the most for Alabama against any single opponent in each category in program history.
- The Crimson Tide won all three contests between the two teams last season. Alabama claimed a 68-58 win in Starkville on Jan. 3, followed by a 71-62 victory in Tuscaloosa on Jan. 20. The two teams also met in the second round of the SEC Tournament, with the Tide capturing a 74-55 victory over the Bulldogs on March 9.
- Alabama owns a record of 76-17 in all-time games against the Bulldogs at home, including a 39-9 mark at Coleman Coliseum.
- Alabama has won four straight and five of the last six games over Mississippi State at Humphrey Coliseum. The Tide has an overall mark of 40-54 in games played in Starkville, Miss.
- Alabama won three straight, nine of the last 10 games and 13 of the last 16 contests over Mississippi State.
- The 99-year-old series has seen 14 overtime contests including the 2008-09 season's double-overtime affair. The Tide owns an 8-6 lead in such games.
- Sixty-four of the meetings have been decided by five or fewer points.

TALE OF TWO TEAMS

- Alabama boasts a perfect 3-0 record in SEC home contests, winning by an average margin of 13.7 points per game. However, the Tide has struggled in road league games, going 1-2 and losing by an average of 4.0 points per game.
- Furthermore, Alabama is being outrebounded by 1.3 rebounds per game on the road, but outrebounding the opposition by 2.7 rebounds a contest at home.
- Below is a breakdown over Alabama's numbers in conference play on the road and at home this year.

	PPG	Opp PPG	RPG	Opp RPG	FG%	Opp FG%	3FG%	Opp 3FG%
Home SEC Games	77.0	63.3	38.0	35.3	.506	.350	.375	.262
Away SEC Games	65.0	69.0	34.0	35.3	.410	.250	.250	.329

ONE OF THE NATION'S MOST IMPROVED PLAYERS

- Junior Donta Hall has improved tremendously since stepping foot on the Alabama campus as a freshman prior to the 2015-16 campaign.
- When Hall first arrived in Tuscaloosa in the summer of 2015, he weighed 200 pounds and has since added more than 30 pounds to his frame. In addition, his Maximum Bench Press, which is now at 265 pounds, has increased by over 80 pounds in his three seasons at The Capstone.
- Even while increasing his body weight and overall strength, Hall's Maximum Vertical Touch has increased by over six-plus inches and is now currently at 12'1".
- On the court, Hall's numbers have also seen a traumatic improvement. Below is a breakdown of Hall's end-of-season season averages at the end of his freshman and sophomore seasons, as well as what he's been averaging through 16 games this season.

DONTA HALL	GP-GS	MPG	PPG	RPG	BPG	FGM-FGA	FG%	FTM-FTA	FT%	DUNKS
2015-16 - FRESHMAN	33-0	12.8	2.8	4.3	1.7	37-61	.607	19-44	.431	18
2016-17 - SOPHOMORE	34-20	19.7	6.0	5.5	1.4	79-120	.658	45-75	.600	36
2017-18 - JUNIOR	17-16	23.5	10.9	7.1	2.4	79-105	.352	28-43	.651	37

GETTING IT DONE IN THE CLASSROOM

- The Alabama men's basketball team had an outstanding fall semester in the classroom, highlighted by senior Riley Norris who graduated this past December with an undergraduate degree in marketing.
- As a team, the Crimson Tide boasted a team grade point average of 3.016.
- Freshmen Collin Sexton, Herbert Jones and Tyler Barnes each finished with a perfect 4.0 GPA and will earn a spot on the President's List.
- A total of seven Alabama student-athletes finished the semester with a 3.0 GPA or better. In addition to the three who earned a 4.0 in the fall, freshman Alex Reese (3.86), sophomore Landon Fuller (3.25), Norris (3.23) and junior Avery Johnson Jr. (3.08) all achieved the milestone.

HUSTLE STATS

DUNK CHART			CHARGES TAKEN			AND-1'S (converted/attempted)		
PLAYER	DUNKS	CAREER DUNKS	PLAYER	CHARGES	CAREER CHARGES	PLAYER	AND-1'S	CAREER AND-1'S
Hall	37	91	Jones	17	17	Hall	5/10	11/19
Giddens	12	12	Key	3	17	Sexton	5/8	5/8
Smith	10	10	Norris	3	16	Ingram	4/6	11/14
Jones	7	7	Smith	3	3	Giddens	1/2	1/2
Ingram	6	20	Hall	2	3	Jones	1/2	1/2
Sexton	4	4	Ingram	2	10	Petty	1/2	1/2
Petty	3	3	Johnson Jr.		2	Smith	1/2	1/2
Key	1	21	Davis		1	Johnson Jr.	1/1	2/4
Reese	1	1				Norris	1/1	11/14
Davis		6				Reese	1/1	1/1
Norris		5				Key		10/13
						Davis		4/4

MOST COMMON OPPONENTS

Below is a look at Alabama's most familiar foes in school history:

Opponents	Games	Record
1. Mississippi State	197	123-74
2. LSU	178	107-71
3. Ole Miss	177	120-57
4. Auburn	156	94-62
5. Kentucky	147	37-110
6. Tennessee	146	78-68
7. Georgia	146	94-52
8. Florida	141	74-67
9. Vanderbilt	138	69-69
10. Tulane	84	52-32

2017-18 SEC STANDINGS [1/19]

	SEC	Overall
Florida	5-1	13-5
Auburn	4-1	16-2
Alabama	4-2	12-6
Kentucky	4-2	14-4
Missouri	3-2	13-5
Georgia	3-3	12-5
Ole Miss	3-3	10-8
South Carolina	3-3	12-6
Tennessee	3-3	12-5
LSU	2-3	11-6
Mississippi State	2-3	14-4
Arkansas	2-4	12-6
Texas A&M	1-5	12-6
Vanderbilt	1-5	6-12

UA IN SEC/NCAA STATS [1/19]

Team	Overall	Rank	NCAA	SEC	Rank
Scoring Offense	74.9	11th		71.0	5th
Scoring Defense	69.9	7th		66.2	3rd
Scoring Margin	+5.1	12th		+4.8	3rd
Free Throw %	.695	9th		.789	2nd
FG %	.467	5th	88th	.457	3rd
FG % Defense	.405	6th	44th	.369	2nd
3-PT FG %	.336	9th		.317	7th
3-PT FG % Def.	.320	6th	65th	.300	5th
3-PT FG Made	6.5	12th		6.3	8th
Rebound Offense	37.0	9th		36.0	6th
Rebound Defense	36.0	12th		35.3	7th
Rebound Margin	+1.0	11th		+0.7	T6th
Assists	12.9	12th		12.0	T9th
Steals	7.1	4th		8.2	1st
Blocks	6.3	1st	5th	7.0	1st
Turnover Margin	-0.6	9th		-1.7	10th
Assist/Turnover	0.9	14th		0.8	14th

Individual	Overall	Rank	NCAA	SEC	Rank
SCORING					
Collin Sexton	19.3	2nd	62nd	16.6	7th
REBOUNDING					
Donta Hall	7.1	8th		6.0	T18th
Dazon Ingram	6.4	12th		6.0	T18th
Braxton Key				6.0	T18th
DEFENSIVE REBOUNDING					
Dazon Ingram	5.6	1st		5.6	T2nd
Donta Hall	4.9	10th			
BLOCKED SHOTS					
Donta Hall	2.4	2nd	26th	1.6	T7th
Daniel Giddens	1.4	10th			
STEALS					
Braxton Key				1.5	T6th
Dazon Ingram				1.6	T4th
Herbert Jones	1.6	4th		1.8	2nd
FIELD GOAL PERCENTAGE					
Collin Sexton	.442	9th			
3-POINT FG MADE PER GAME					
John Petty	3.0	T2nd	43rd	3.2	3rd
3-POINT FG PERCENTAGE					
John Petty	.388	10th		.422	7th
FREE THROW PERCENTAGE					
Dazon Ingram				.865	6th
Collin Sexton				.867	5th
ASSISTS					
Collin Sexton				3.4	T10th

VARIETY OF ISSUES CAUSING A VARIETY OF CHANGES

- Alabama has battled a variety of issues throughout the 2017-18 season that has caused players to miss a multitude of games. In fact, Crimson Tide players have missed a combined total of 41 games throughout the campaign.
- The players who have missed time this season include Ar'Mond Davis (18), Braxton Key (10), Riley Norris (9), Collin Sexton (2), Donta Hall (1) and Dazon Ingram (1).
- Not one Alabama player has started all 18 contests, while only Collin Sexton has started every game in which he was able to suit up.
- Head coach Avery Johnson has been forced to use 10 different starting lineups in the Tide's 18 games, while nine different players has started at least one contest this season for Alabama.

HISTORICAL WIN OVER FIFTH-RANKED TEXAS A&M

- Alabama captured a 79-57 victory over then-No. 5 Texas A&M on Dec. 30 in the SEC opener for both teams. It was a historical win on several fronts.
- The 22-point win was the largest Alabama victory over a team ranked in the Associated Press top 10 in program history. The previous mark was a 21-point win over then-No. 10 Kentucky (94-73) on 12/29/82.
- It marked the first time the Crimson Tide has beaten a top-five opponent since March 20, 2004 when UA knocked off then-No. 1 Stanford, 70-67, on March 20, 2004.
- It was the first time Alabama defeated a top-10 opponent since Feb. 18, 2006 when it defeated then-No. 8 Tennessee, 92-79.
- Alabama captured its first top-five opponent at home since Feb. 6, 1999 when UA captured a 62-58 win over then-No. 5 Kentucky in Coleman Coliseum.

COMING UP CLUTCH AT THE FREE THROW LINE

- Alabama has had its share of struggles from the charity stripe this season, as it enters the Mississippi State game ranked 218th (out of 351) in the nation in free throw percentage (.695). However, the Crimson Tide has come through in clutch situations this year.
- The statistics show that the Tide improves as the game nears its conclusion. With four minutes left on the clock, Alabama is shooting 75.9 percent (63-of-83) as a team. That number rises to 78.5 percent (51-of-65) inside of three minutes. In the final minute of play, the Tide is shooting an impressive 80.4 percent (37-of-46) at the line.
- Below is a breakdown of Alabama's top free throw shooters in terms of getting to the foul line and comparing their season average to what the average is inside of four minutes and inside of one minute.

Player	Season Average	FT% inside 4 mins	FT% Inside 1 min
Dazon Ingram	85-of-115 – .739	30-of-34 – .839	22-of-24 – .917
Collin Sexton	103-of-129 – .798	26-of-31 – .839	12-of-15 – .800
Team	292-of-420 – .695	63-of-83 – .759	37-of-46 – .804

FRESHMAN IMPACT

- Alabama's 2017 signing class was a consensus top-10 ranked class in the nation, rated as high as No. 6 by Rivals.com. In the early part of the season, the Tide rookies are showing why they made up one of the top signing classes in Alabama basketball history.
- Three of the top five scorers thus far are freshmen, led by the dynamic duo of Collin Sexton (19.3 ppg) and John Petty (12.6 ppg). In fact, Sexton leads the SEC in points per game and Petty ranks as one of the league's top three-point shooters.
- Below is a breakdown of the percentage the freshman class has contributed in each of the major statistical categories:

Category	Freshman Total	Top Freshman	Percentage
Points	43.3 of 74.9	Sexton - 19.3*	57.8
Rebounds	15.2 of 37.0	Jones - 4.0	41.1
Assists	124 of 233	Sexton - 3.4*	53.2
Steals	66 of 127	Jones - 1.6*	52.0
Blocks	35 of 113	Smith - 13	31.0
Field Goals Made	248 of 470	Sexton - 92*	52.8
Three-Point FG Made	89 of 117	Petty - 54*	76.1

* Denotes team leader in the category

SEXTON OFF TO A HOT START

- Freshman guard Collin Sexton has played in 16 contests and shown why he was one of the most highly-touted recruits to come to Alabama in program history. He currently ranks second in the SEC with 19.3 points per game, while also topping the team with 3.4 assists per contest.
- Consider the following about Sexton's start to the season: Ranks second in the SEC and 62nd nationally in scoring average ... ranks second in the SEC in both free throws made (103) and ranks second in free throws attempted (129) – despite not playing in two games this year ... ranks 24th nationally in both free throws made and attempted ... has 13 double-figure scoring games, nine games of 20 or more points and two games of 30 or more points.

RECORD WHEN...

At home	8-2
On the road	1-3
At neutral sites	3-1
In SEC games	4-2
SEC home games	3-0
SEC road games	1-2
In non-conference games	8-4
In overtime	0-0

In games decided by ...	
5 points or less	5-3
6-10 points	1-1
11 points or more	6-2

Leading at the half	8-2
Trailing at the half	4-4
Tied at the half	0-0

Shooting 40% or better	12-3
Shooting less than 40%	0-3
Opponent better than 40%	4-5
Opponent shoots 40% or less	8-1
Shooting same or better than opponent	10-2
Shooting worse than opponent	2-4

Outrebounding opponent	8-0
Opponent outrebounds UA	3-5
Rebounds are tied	1-1

70% or better on FT	5-4
less than 70% on FT	7-2
More FT att. than opponent	7-2
Less FT att. than opponent	5-4
Same FT att. as opponent	0-0

40% or better on 3PT	4-1
Less than 40% on 3PT	8-5

More turnovers than opponent	6-1
Less turnovers than opponent	5-5
Same turnovers as opponent	1-0

Scoring 80 or more points	4-2
Scoring 70-79 points	7-1
Scoring 60-69 points	1-1
Scoring 50-59 points	0-1
Scoring less than 50 points	0-1

Allowing 80 or more points	0-2
Allowing 70-79 points	5-1
Allowing 60-69 points	5-3
Allowing 50-59 points	2-0
Allowing less than 50 points	0-0

On Sunday	0-1
On Monday	0-0
On Tuesday	4-1
On Wednesday	3-0
On Thursday	0-0
On Friday	3-1
On Saturday	2-3

In November	6-1
In December	3-3
In January	3-2
In February	0-0
In March	0-0

- Sexton broke the Alabama freshman scoring record when we went for 40 points against Minnesota on Nov. 25 – his fifth game with the Crimson Tide. The UA record was held by Alvin Lee who went for 36 points against Vanderbilt on Feb. 17, 1988. Furthermore, the last time a UA player went for 40 in a game came nearly 40 years ago, when Reggie King scored 43 against Virginia on March 12, 1979.
- After sitting out the season opener vs. Memphis (11/10), Sexton scored 22 points in his collegiate debut against Lipscomb on Nov. 14. The last time a true UA freshman scored that many points in his debut came on Nov. 24, 1978, when Eddie Phillips went for 25 points in his first career game in a 96-74 loss to Wagner.
- The Mableton, Ga., native scored 20 or more points in each of his first three games for the Tide (25 vs. Alabama A&M on Nov. 17 and 29 vs. UT Arlington on Nov. 21). In doing so, Sexton became the first freshman in the modern era to accomplish three consecutive 20-point games in his first three collegiate contests. Freshman were allowed to play with the varsity beginning in the 1975-76 season. Prior to that, Charles Cleveland, playing on the 1971-72 freshman team, scored 22 or more points in each of his first three games to begin the season.

CLOSE CALLS

- Alabama has been in a number of close games this season. Ten of the 18 games played this year were decided by less than 10 points. Eight of those games came down to five points or less, with the Tide owning a mark of 5-3 in those contests.
- Eight of the Tide's last 13 games that have been decided by six or fewer points, with Alabama going 4-4 in those contests.
- UA owns a mark of 3-2 in games decided by three or fewer points.

ALABAMA'S TOUGH SCHEDULING PAYING DIVIDENDS IN THE RPI

- The Crimson Tide has played arguably one of the toughest non-conference schedules this season. Alabama has one game remaining on its non-conference slate, which come on Jan. 27 against No. 4/6 Oklahoma in the Big 12/SEC Challenge.
- According to ESPN.com's latest RPI rankings (as of Jan. 18), the Tide checks in at No. 25 in the nation and boasts the No. 7 overall strength of schedule and the No. 14 non-conference strength of schedule. WarrenNolan.com ranks the Tide No. 26 in its RPI with the No. 6 overall strength of schedule. Meanwhile, CBSsports.com rates the Tide at No. 26 in the RPI, boasting the No. 11 non-conference strength of schedule and the No. 16 overall SOS.
- Alabama has been receiving votes to be ranked throughout all but three weeks of the season, and was ranked as high as No. 24 nationally by the AP poll (week 4).
- Alabama was rated No. 24 by Blue Ribbon's Preseason Top 25, while NBC Sports ranked Alabama No. 23 nationally in its preseason rankings.

SEXTON GOES FOR 40, EARNS SEC FRESHMAN OF THE WEEK

- Freshman guard Collin Sexton was named the SEC Freshman of the Week after an impressive display on the court for the week of Nov. 27.
- Sexton put on a show for the Barclays Center crowd in the championship game of the 2017 Barclays Classic last Saturday vs. Minnesota. The Mableton, Ga., native was one of three players on the court for the final 10-plus minutes and nearly helped give the shorthanded Tide an improbable come-from-behind victory by scoring 40 points in the 89-84 loss to the nation's 14th-ranked team.
- Sexton, who scored 15 points in the final seven-plus minutes, had 31 in the second half alone. His 40 points set a UA freshman scoring record and marked the ninth-most points in a single game in program history. The Mableton, Ga., native became the first Alabama player to score 40 in a game since Reggie King had 43 points against Virginia on March 12, 1979.
- Sexton began the week by scoring a then-season high 29 points in a one-point victory over UT Arlington (11/21) and followed that with 10 points and a season-high seven rebounds in a win over BYU (11/24).

PETTY NAMED SEC FRESHMAN OF THE WEEK...AGAIN

- Collin Sexton isn't the only Alabama freshman making headlines early this season. Guard John Petty is also making a name for himself, as he has earned two SEC Freshman of the Week accolades this year.
- The 6-foot-5, 195-pound guard became the first Alabama rookie to win the league's weekly award twice in the same season since 2009 when JaMychal Green earned two SEC Freshman of the Week awards.
- His first weekly honor came on Nov. 20 as the Huntsville, Ala., native knocked down a school record 10 three-pointers in the Tide's 104-67 victory over Alabama A&M on Nov. 17. Petty connected on 10-of-13 shots from beyond the arc en route to toppling the former record of eight set by seven different players, most recently by Riley Norris vs. South Carolina on Jan. 13, 2016.
- Petty's 10 threes tied for the fourth-most in a single game in Southeastern Conference history. However, his percentage of 76.9 percent (10-of-13) was the highest in league history by any player who has made 10 or more threes in a game. Furthermore, the last SEC player to have 10 or more three-pointers in a game was Michael Frazier of Florida (Mar. 4, 2014).
- His most recent award came on Jan. 1 when he collected 18 points, four rebounds, three assists and two blocks in leading the Crimson Tide to a 79-57 win over fifth-ranked Texas A&M on Dec. 30. Petty made 60 percent (6-of-10) of his field goals, including 55.6 percent (5-of-9) of his shots from 3-point range. The victory marked the first time the Crimson Tide defeated an Associated Press top-5 opponent since March 20, 2004, when UA topped then-No. 1 Stanford, 70-67, in the NCAA tournament.

INFINITI COACHES CHARITY CHALLENGE

Alabama men's basketball head coach Avery Jonson is participating in the 2018 INFINITI Coaches' Charity Challenge. Fans can help Coach Johnson win the challenge by voting at infinite-timeout.com.

Here are the three ways to vote for Coach Johnson each day:

1.) Voters will no longer be required to set up or log-in to vote. Fans will be able to access the site and vote once per day for their coach on this platform.

2.) Fans can vote on Twitter with one vote per day counting towards Coach Johnson's total. The voter must include #Timeout2Vote and #AveryJohnson (or @CoachAvery6) in the text of the post.

3.) Fans can vote on Instagram with one vote per day counting towards Coach Johnson's total. The voter must include #Timeout2Vote and #AveryJohnson (or @CoachAvery6) in the text of the post.

No votes will be counted from Facebook directly. On Facebook, fans will be linked to infinite-timeout.com.

Round 1 voting runs from today through 1/21/2018 at 11:59AM ET. (Top 24 coaches advance to Round 2)

Round 2 voting runs from 1/22/2018 at 1:00PM ET - 2/11/2018 at 11:59AM ET. (Top 16 coaches advance to Round 3)

Round 3 voting runs from 2/12/2018 at 1:00PM ET - 2/25/2018 at 11:59AM ET. (Top 4 coaches advance to Final Round)

Final Round voting runs from 2/26/2018 at 1:00PM ET - 3/10/2018 at 11:59PM ET.

The winner will be announced on Selection Sunday (3/11).

INFINITI is excited to embark into its eighth year as an official corporate partner of NCAA Men's Division 1 Basketball. Continuing its partnership with the National Association of Basketball Coaches (NABC), the INFINITI Coaches' Charity Challenge returns this year featuring 48 coaches, donating \$349,000 for coaches' charities throughout the duration of the sponsorship.

**RILEY NORRIS OUT FOR SEASON**

- Alabama men's basketball head coach Avery Johnson announced on Dec. 30 that senior guard/forward Riley Norris will miss the remainder of the 2017-18 season with a hip injury. Norris is scheduled to have surgery Friday morning and is expected to make a full recovery.
- Norris originally suffered the injury to his left hip in July. After responding well to rehabilitation and treatment, the Albertville, Ala., native returned to the lineup for the game against UT Arlington on Nov. 21 and has played in all nine games since.
- Norris is Alabama's most experienced player, having played in 110 games throughout his career while making 57 starts. As the only fourth-year senior on this year's team, Norris is averaging 4.8 points and 2.4 rebounds in 18.4 minutes per contest.

GREATEST LOSS IN NCAA HISTORY?

- Alabama and Minnesota played in what was one of the most bizarre games not only this season, but arguably in the history of college basketball.
- The Tide was forced to finish the contest with only three players on the court over the final 10-plus minutes of the contest. Seven Alabama players were ejected for leaving the bench during an altercation at the 13:43 mark of the second half, which left five UA players on the court. Two minutes later, sophomore Dazon Ingram fouled out with 11:37 remaining. Less than a minute later, freshman John Petty went down with an injury, leaving Alabama with three players over the final 10:41 and the Tide trailing 67-56.
- Naturally, the Golden Gophers were able to extend their lead to 79-64 with 7:32 remaining, but that's when the tide turned. Alabama went on a 16-4 run over the next 4:52 to make it a one possession game (83-80) with 1:39 left. The Tide actually had the ball and a chance to cut into the lead even more, but missed a jumper which Minnesota then converted to an and-1 on the other end to put the game out of reach.
- Despite being down to three players for the final 10:41, the Tide outscored the Gophers 30-22.
- It was just the second known time a Division I team played a game with three players on the court. The only other known occurrence came on Feb. 23, 1989 in a game between Wichita State and Indiana State when the Sycamores played the final 25 seconds of the game in a 5-on-3 disadvantage.
- With 1:46 remaining in the first half of that contest, a fight broke out between Wichita State's Aaron Davis and Indiana State's Darrin Liles. The entire Sycamore bench joined in. Once order was restored, Davis and Liles were both ejected. Because the Indiana State bench players had come onto the court, they were also ejected, leaving the Sycamores with just four players to finish out the game. One of the four – Ron Cheatham – picked up his fifth personal foul with 25 seconds to play in the second half, and the game ended with only three Sycamores on the floor.

SEXTON EARNING PRESEASON RECOGNITION

- Alabama freshman guard Collin Sexton has been receiving a number of preseason awards as the 2017-18 campaign gets underway.
- The Mableton, Ga., native has been named a preseason second team All-SEC performer by both the coaches and media polls, which came out in early November.
- Nationally, Sexton has been named to several watch lists. He was one of 20 players named to the Cousy Award watch list, which given to the nation's top point guard. Sexton was one of 32 players from around the nation on the watch list for the Oscar Robertson Trophy, awarded to the top player in the nation by the United States Basketball Writers Association. Finally, he was one of 50 named to the watch list for the coveted Naismith Trophy, which is awarded to the player of the year by the Atlanta Tipoff Club.

WAITING IN THE WINGS

- In addition to the three early signees, Alabama also has another addition who is sitting out this year due to NCAA transfer rules. Guard/forward Tevin Mack, who played his freshman and sophomore seasons at Texas, joined the Crimson Tide last June and will be eligible to suit up beginning next season.
- As a sophomore during the 2016-17 season, Mack led the Longhorns with 14.8 points and 31.3 minutes per game, while also adding 4.8 rebounds a contest. Over the 15 games he played a year ago, the 6-7, 220-pound guard/forward connected on 45.9 percent (79-of-172) from the floor, including a team-high 39.1 percent (34-of-87) from behind the arc. He reached double figures in 11 games and scored 18 points or more on eight different occasions.
- At the time of his signing he was ranked by ESPN No. 5 on its list of "Best Available Transfers" in the nation.
- Mack attended Dreher High School in Columbia, S.C., before suiting up for the Longhorns. Coming out of high school, he was ranked the No. 11 small forward in the nation by 247Sports, which also ranked him 76th overall in the country.

ALABAMA PICKED FOURTH BY MEDIA, SEXTON, KEY EARN ALL-SEC HONORS

- Alabama was picked to finish fourth in the Southeastern Conference by a vote from both SEC media and national media members, it was announced on Oct. 18.
- Freshman Collin Sexton was tabbed second team All-SEC in both the coaches and media preseason awards, while sophomore forward Braxton Key earned second team All-SEC recognition by the coaches.
- Last season, the Tide finished league play in fifth overall with a 10-8 record. Alabama's fifth-place finish in the SEC was a five-spot improvement from ending league play in 10th-place last season. The five-spot jump in the standings was second only to Florida's six-spot improvement from last season. It was the Tide's best finish in the SEC since closing the 2012-13 season in fourth overall.

BY THE NUMBERS

1

Alabama leads the Southeastern Conference in league contests only in blocked shots (6.8) and steals (8.2) per game.

7

Number of AP top-25 teams Alabama has beaten in Avery Johnson's tenure (7-8), including a 2-1 mark this season. In 2015-16, the Tide was one of 15 teams nationally that defeated four AP top-25 teams – the first time since 2001-02 that UA recorded at least four wins against top-25 competition.

7

Alabama boasts of seven games on this year's schedule that are currently ranked or receiving votes to be ranked in this most updated Associated Press Top 25 poll.

8

The Crimson Tide has had eight games that were decided by five points or less points this year. Alabama has a record of 5-3 in such contests.

10

Total number of sellouts in Alabama head coach Avery Johnson's three seasons, including four consecutive games in 2016-17 (Mississippi State on Jan. 28, Auburn on Feb. 4, Kentucky on Feb. 11 and LSU on Feb. 18). Alabama recorded five sellouts a year ago, which was the most games sold out in a single season at Alabama since selling out six during the 2006-07 campaign.

27

Alabama ranked 27th in the nation in total attendance last season, averaging 11,947 fans per game. In 2015-16, the Crimson Tide set a school record for average attendance at 13,110, which ranked 22nd nationally.

70

Number of games Alabama has won in league play over the past eight years (including 2017-18 season). UA ranks third in the league, trailing only Kentucky (102) and Florida (91). The Tide is even with Ole Miss at 70 and ranks ahead of Arkansas (69), Georgia (67) and Vanderbilt (64).


303

Avery Johnson has compiled 303 career victories during his coaching career. his 10-plus seasons as a head coach include seven-plus years as an NBA head coach where he collected 254 wins, in addition to his 49 wins now in his third season at Alabama.

1,648

Number of all-time wins for Alabama, now in its 105th year of basketball, which ranks second in the SEC.

LAST TIME VS. MISSISSIPPI STATE - MARCH 9, 2017 [NASHVILLE, TENN.]



Official Basketball Box Score -- Game Totals -- Final Statistics

Mississippi State vs Alabama

03/09/17 2:25 pm CT at 2017 SEC Men's Tournament - Nashville, TN

Mississippi State 55 • 16-16, 6-12

#	Player	FG-FGA	3-Ptr	FT-FTA	Rebounds	PF	TP	A	TO	Bk	Stl	Min	
34	Herard, Schnider	f 0-3	0-0	0-0	2 2 4	2	0	0	0	0	0	7	
35	Holman, Aric	f 4-9	0-2	2-3	1 5 6	3	10	0	0	2	0	25	
04	Kegler, Mario	g 0-5	0-1	0-0	1 4 5	1	0	1	2	0	0	31	
11	Weatherspoon, Q	g 6-13	0-2	0-2	3 4 7	2	12	1	1	1	2	34	
15	Ready, I.J.	g 3-7	0-1	0-0	1 1 2	0	6	4	3	0	1	22	
01	Peters, Lamar	g 2-7	1-2	0-0	0 1 1	2	5	0	3	0	0	16	
02	Wright, Eli	0-1	0-0	0-0	0 1 1	0	0	0	0	0	0	11	
03	Stapleton, Xavian	2-5	0-2	1-1	2 2 4	2	5	0	2	0	1	18	
23	Carter, Tyson	6-9	1-2	0-0	0 1 1	3	13	0	0	0	1	22	
45	Datcher, E.J.	2-5	0-0	0-0	2 2 4	4	4	0	1	2	0	14	
Team													
Totals		25-64		2-12	3-6	13 25 38		19		55		6 12 5 5 200	
FG % 1st Half: 10-30 33.3% 2nd half: 15-34 44.1% Game: 25-64 39.1%													Deadball
3FG % 1st Half: 1-4 25.0% 2nd half: 1-8 12.5% Game: 2-12 16.7%													Rebounds
FT % 1st Half: 1-2 50.0% 2nd half: 2-4 50.0% Game: 3-6 50.0%													1

Alabama 75 • 18-13, 10-8

#	Player	FG-FGA	3-Ptr	FT-FTA	Rebounds	PF	TP	A	TO	Bk	Stl	Min	
10	Taylor, Jimmie	f 1-2	0-0	3-6	1 1 2	1	5	0	0	1	0	16	
21	Olaniyan, Bola	f 0-2	0-0	0-0	0 4 4	1	0	0	1	0	2	17	
25	Key, Braxton	f 1-6	0-1	1-2	1 4 5	1	3	5	3	2	0	28	
01	Norris, Riley	g 3-8	1-4	1-1	2 5 7	1	8	2	0	1	0	26	
12	Ingram, Dazon	g 7-7	1-1	2-2	0 4 4	0	17	2	0	0	0	27	
02	Schaffer, Lawson	1-1	1-1	2-2	0 0 0	0	5	0	0	0	1	3	
03	Collins, Corban	4-7	4-6	2-4	0 1 1	2	14	1	1	0	0	18	
05	Johnson Jr, Avery	3-9	1-2	3-3	1 4 5	2	10	6	0	0	1	21	
22	Davis, Ar'Mond	1-2	0-1	0-2	0 2 2	0	2	0	2	0	0	16	
23	Austin, Brandon	0-4	0-0	1-2	1 0 1	0	1	0	1	0	0	6	
35	Hall, Donta	4-5	0-0	2-2	0 3 3	2	10	0	1	2	0	22	
Team													
Totals		25-53		8-16	17-26	8 28 36		10		75		16 9 6 4 200	
FG % 1st Half: 12-26 46.2% 2nd half: 13-27 48.1% Game: 25-53 47.2%													Deadball
3FG % 1st Half: 3-9 33.3% 2nd half: 5-7 71.4% Game: 8-16 50.0%													Rebounds
FT % 1st Half: 7-12 58.3% 2nd half: 10-14 71.4% Game: 17-26 65.4%													4

Officials: Doug Shows, Vladimir Voyard-Tadal, Rob Rorker

Technical fouls: Mississippi State-None. Alabama-None.

Attendance: 11,973

Session 2 attendance 11,973.

Score by periods	1st	2nd	Total									
Mississippi State	22	33	55									
Alabama	34	41	75									

Last FG - MS 2nd-00:09, UA 2nd-02:15.

Largest lead - MS None, UA by 30 2nd-07:59.

MS led for 00:00. UA led for 39:13. Game was tied for 00:47.

	In	Off	2nd	Fast	Bench			
Points	Paint	T/O	Chance	Break	27			
MS	40	10	10	12	42			
UA	32	17	8	8	42			

Score tied - 1 time.

Lead changed - 0 times.

Alabama won its opening game of the 2017 SEC Tournament, 75-55, over Mississippi State in the last meeting between the two teams. Dazon Ingram led the Tide with 17 points on a perfect 7-of-7 shooting from the field.

Alabama's defense came ready to play as the Tide forced three turnovers before the first media time out and held the Bulldogs scoreless for over two minutes twice in the first half. By the 8:47 mark, Alabama held a 21-11 lead and extended that to 34-22 at halftime.

Leading 37-27 with 17:58 to play, Alabama put together a game-deciding 18-0 run that lasted 6:25 as Mississippi State went 0-of-11 from the field during the stretch. The run stretched Alabama's lead to 55-27. Alabama would eventually lead by as many 30 points as State never got any closer than 20.

LAST THREE GAME CUMES

		RECORD:		OVERALL				HOME		AWAY				NEUTRAL									
		ALL GAMES		3-0				2-0		1-0				0-0									
		CONFERENCE		3-0				2-0		1-0				0-0									
		NON-CONFERENCE		0-0				0-0		0-0				0-0									
		Total				3-Point		F-Throw		Rebounds													
##	Player	gp-gs	min	avg	fg-fga	fg%	3fg-fga	3fg%	ft-fa	ft%	off	def	tot	avg	pf	dq	a	to	blk	stl	pts	avg	
23	Petty, John	3-1	85	28.3	16-30	.533	13-26	.500	3-4	.750	1	5	6	2.0	4	0	5	7	0	2	48	16.0	
12	Ingram, Dazon	3-2	84	28.0	8-19	.421	0-3	.000	22-25	.880	0	16	16	5.3	6	0	7	7	1	5	38	12.7	
02	Sexton, Collin	2-2	56	28.0	6-24	.250	2-8	.250	6-7	.857	2	7	9	4.5	8	1	7	12	1	1	20	10.0	
00	Hall, Donta	2-1	42	21.0	7-8	.875	0-0	.000	1-3	.333	4	8	12	6.0	0	0	0	2	4	1	15	7.5	
10	Jones, Herbert	3-3	75	25.0	9-16	.563	2-2	1.000	1-2	.500	5	13	18	6.0	6	1	6	5	3	10	21	7.0	
30	Smith, Galin	3-0	65	21.7	9-10	.900	0-0	.000	0-2	.000	4	5	9	3.0	9	1	0	5	4	0	18	6.0	
25	Key, Braxton	3-3	77	25.7	6-15	.400	0-4	.000	5-7	.714	3	16	19	6.3	6	0	10	8	2	3	17	5.7	
05	Johnson Jr, Avery	3-0	42	14.0	6-14	.429	3-10	.300	2-2	1.000	0	3	3	1.0	6	0	3	1	1	0	17	5.7	
03	Reese, Alex	3-0	30	10.0	6-16	.375	3-9	.333	1-2	.500	2	4	6	2.0	8	0	0	2	0	1	16	5.3	
04	Giddens, Daniel	3-3	43	14.3	7-7	1.000	0-0	.000	2-3	.667	2	3	5	1.7	11	0	0	4	3	1	16	5.3	
24	Schaffer, Lawson	1-0	1	1.0	0-0	.000	0-0	.000	0-0	.000	0	0	0	0.0	0	0	0	0	0	0	0	0.0	
Team												6		3		9							
Total.....		3	600	80-159		.503	23-62	.371	43-57	.754	29	83	112	37.3	64	3	38	54	19	24	226	75.3	
Opponents.....		3	600	64-166		.386	21-66	.318	50-69	.725	28	59	87	29.0	55	2	32	41	9	23	199	66.3	

#BUCKLES

ALABAMA HEAD COACH AVERY JOHNSON



PREVIOUS COACHING EXPERIENCE

Dallas Mavericks	Head Coach (2005-08)
Brooklyn Nets	Head Coach (2010-12)

YEAR-BY-YEAR RECORD

UNIVERSITY OF ALABAMA 45-34, .570)

Year	Overall	Conf.	Notes
2015-16	18-15	8-10	NIT 1st Round
2016-17	19-15	10-8	NIT 1st Round
2017-18	12-6	4-2	

BROOKLYN NETS (60-116, .341)

Year	Overall	Conf.	Notes
2010-11	24-58	4th/Atlantic	
2011-12	22-44	5th/Atlantic	
2012-13	14-14	—	

DALLAS MAVERICKS (194-70, .735)

Year	Overall	Conf.	Notes
2004-05	16-2	2nd/Southwest	Playoffs (2nd rd.) NBA Coach of the Month (April)
2005-06	60-22	2nd/Southwest	NBA Finals NBA Coach of the Year All-Star Coach (Western) 2x NBA Coach of the Month
2006-07	67-15	1st/Southwest	Playoffs (1st rd.)
2007-08	51-31	4th /Southwest	Playoffs (1st rd.)

COLLEGE:	49-36 (.576) [SEC: 22-20, .524]
NBA:	254-186 (.577)
TOTAL:	303-222 (.577)

MILESTONES

Louisiana Sports HOF (2015)
 San Antonio Spurs HOF (2009)
 NBA Coach of the Year (2006)
 NBA Western Conference All-Star Coach (2006)
 NBA Champion (1999 San Antonio Spurs)
 2x SWAC Player of the Year (1987 & 1988)
 2 NCAA Tournaments (1987 & 1988)

BY THE NUMBERS

4,474 – Ranks second in San Antonio Spurs and 38th in NBA History in all-time assists
16 – Total Number of NBA Seasons
12.0 – Career assist average at Southern University (1987-88) – an NCAA record that still stands
6 – San Antonio Spurs retired Johnson's No. 6 jersey on Dec. 22, 2007
2 – One of only two players (Calvin Murphy) under 6-feet in height to play over 1,000 games in the NBA

• Avery Johnson was introduced as Alabama's 20th head men's basketball coach on April 7, 2015. Johnson, who led the San Antonio Spurs to the 1999 NBA title as a player and was named the 2006 NBA Coach of the Year, came to the Capstone after a successful coaching career in the NBA.

• Johnson and his staff brought in the nation's seventh-ranked recruiting class according to Rivals.com in 2017 – the highest recruiting class ranking on paper in program history. For reasons like that and much more, Alabama basketball fans could see evidence that the men's basketball program was headed in the right direction.

• Last season, Johnson guided the Crimson Tide to a 19-15 overall record, including a 10-8 mark in Southeastern Conference play, as the program reached the National Invitation Tournament for the second consecutive year during his tenure.

• Alabama tied for fifth place overall in the final 2017 SEC standings – a significant improvement from the 10th-place finish in league play in 2015-16. The five-spot improvement tied for second-best in the SEC in 2016-17 and trailed only Florida, who improved six spots from a year ago (T-8th in 2016 and second in 2017).

• The Tide went on to reach the SEC Tournament semifinals for the first time since 2013 when it captured wins over Mississippi State (75-55) in the opening round and South Carolina (64-53) in the quarterfinals, before falling to the eventual SEC Tournament champion Kentucky Wildcats. The win over the Gamecocks gave Alabama a season sweep of South Carolina, which would go on to reach the Final Four. The Tide defeated the Gamecocks, 90-86, in an epic quadruple overtime contest earlier in the year. It also gave the Tide two victories in the league tournament, which marked the first time that happened since doing so in the 2002 event.

• During the 2015-16 season, his inaugural as a collegiate head coach, Johnson gave the fans a glimpse of the excitement that was in store. The Crimson Tide finished with an 18-15 record and earned an at-large selection to the 2016 National Invitation Tournament.

• On the court, Alabama knocked off four teams that were ranked in the Associated Press' Top 25 during the 2015-16 campaign which led the SEC. It marked the first time since 2001-02 that an Alabama team recorded four AP Top 25 victories in the regular season.

• The fan support was tremendous throughout the first two years of Johnson's tenure. Helped by relocating the student section to create a better in-game atmosphere, Alabama averaged a school record 13,110 fans per game in 2015-16 – a number that ranked 22nd-best in the nation. Furthermore, the Tide also sold out five home games, which was the most sellouts in a single year since the 2006-07 season.

• Last year, Alabama ranked 27th in the nation in average attendance (11,947 per game), while selling out four games on the year. In Johnson's two seasons, Alabama has had nine sellouts which is the most in a two-year span and the most in back-to-back seasons in more than two decades.

• Johnson owned an NBA career coaching record of 254-186 (.577) after spending four seasons with the Dallas Mavericks (2004-08) and two-plus seasons with the Brooklyn Nets (2010-13).

• During his time in Dallas, Johnson led the Mavericks to the postseason in each of his three-plus seasons as head coach. He led the Mavericks to a record of 194-70 (.735) and set the record for reaching the 50-win plateau (62 games) and the 150-win milestone (191 games) the fastest.

• In 2005-06, Johnson led the Mavericks to their first ever appearance in the NBA Finals en route to earning NBA Coach of the Year honors. In his first full season as head coach, Johnson led the 2005-06 Mavericks to a 60-22 record and the team's first ever Western Conference Championship. He was named Western Conference Coach of the Month in November of 2005, becoming the first coach in league history to win the award in his first two full months of coaching. Johnson picked up the award for a third time in January, 2006.

• In 16 NBA seasons as a player, he averaged 8.4 points, 5.5 assists, 1.7 rebounds and 25.3 minutes played in 1,054 career games with seven different teams. Known as "The Little General" for his on-court leadership and diminutive stature, Johnson helped guide the San Antonio Spurs to an NBA Championship in 1999.

• On March, 28 2003 as a member of the Mavericks, Johnson became the 75th player in league history to play 1,000 career games. At 5-11, he joined Calvin Murphy as the only other player under 6-feet in height to reach that milestone. He ranks second behind Tony Parker in the Spurs' all-time assist leaders (4,474) and is 38th in NBA history in the same category. In recognition for his contributions to the Spurs organization, Johnson's No. 6 jersey was retired in December, 2007.

• The New Orleans native played his final two collegiate seasons at Southern University, leading the NCAA in assists in each of his two years with the Jaguars, and was named the Southwestern Athletic Conference Player of the Year and the MVP of the conference tournament as both a junior and senior.

• He still owns several NCAA Division I records, including most assists in a single game (22 – shared with two other players), most 20 or more assist games (4), the highest single season assist average (13.3) and the highest career assist average (12.0). As a senior in 1988, he averaged 11.4 points per game, making him the first men's Division I player ever to average double figures in points and assists in the same season.

• Johnson, along with his wife Cassandra, are both very involved in the Tuscaloosa community. Johnson received a degree in psychology in 1988 from Southern University. He and Cassandra married in July of 1991 in New Orleans. They have two children, Christianne and Avery Jr.

THE LAST TIME...

TEAM

Scored 100 points or more:

Nov. 17, 2017 - UA 104, Alabama A&M 67

Scored 110 points or more:

Dec. 1, 2004 - UA 114, ETSU 77

Scored less than 50 points:

Nov. 17, 2015 - Dayton 80, UA 48

Allowed 100 points:

Dec. 4, 2004 - UA 102, Charlotte 101

Held opponent to 40 points or less:

Jan. 10, 2015 - UA 56, Tennessee 38

Held opponent to 15 pts or less in half:Nov. 29, 2016 - 15 points allowed vs.
Charleston Southern (1st half)**Scored 50 points in a half:**Nov. 17, 2017 - 53 points in second half vs.
Alabama A&M**Won an overtime game:**

Feb. 7, 2017 - UA 90, South Carolina 86

Lost an overtime game:

Feb. 21, 2015 - Georgia 66, UA 65

Played a double-overtime game:

Feb. 7, 2017 - UA 90, South Carolina 86

Played a triple-overtime game:

Feb. 7, 2017 - UA 90, South Carolina 86

Played a quadruple-overtime game:

Feb. 7, 2017 - UA 90, South Carolina 86

Shot 60% or better in a half:January 9, 2018 - 63.6% in
1st half vs. South Carolina**Failed to hit a three-pointer in a game:**

Dec. 4, 2010 vs. Purdue (244 games)

Had at least 15 steals in a game:

Feb. 20, 2013 vs. Mississippi State (18)

Had at least 25 assists in a game:

Nov. 17, 2017 vs. Alabama A&M (25)

Forced 25 turnovers in a game:

Nov. 11, 2012 vs. West Alabama (25)

Played a ranked opponent (AP poll):January 17, 2018 vs. No. 17 Auburn
(won, 76-71)**Beat a ranked opponent at neutral site:**Nov. 27, 2015 vs. No. 17 Notre Dame
(won, 74-73)**Beat a ranked opponent at home:**January 17, 2018 vs. No. 17 Auburn
(won, 76-71)**Beat a ranked opponent on the road:**Feb. 7, 2017 at No. 19 South Carolina
(won, 90-86 [4ot])**Beat a top-10 opponent:**December 30, 2017 vs. No. 5 Texas A&M
(won, 79-57)**Beat a top-10 opponent on the road:**Feb. 21, 2004 in Starkville, Miss.
(beat No. 4 Mississippi State, 77-73)**Beat a top-5 opponent:**December 30, 2017 vs. No. 5 Texas A&M
(won, 79-57)**Beat a top-5 opponent on the road:**Feb. 21, 2004 in Starkville, Miss.
(beat No. 4 Mississippi State, 77-73)**Played a No. 1 ranked opponent:**Jan. 31, 2015 vs. No. 1/1 Kentucky
(lost, 70-55)**Beat a No. 1 ranked opponent on the road:**

Jan. 28, 1983 at No. 1 UCLA (won, 70-67)

Beat a No. 1 ranked opponent:Mar. 20, 2004 vs. No. 1 Stanford
(NCAA tournament (won, 70-67)

INDIVIDUAL

Had a player score 50 points:Michael Nordholz (50) vs. Southern Miss,
12/12/76 (single-game scoring record)**Had a player score 40 points:**

Collin Sexton (40) vs. Minnesota, 11/25/17

Had a player score 35 points:

Collin Sexton (40) vs. Minnesota, 11/25/17

Had a player score 30 points:

Collin Sexton (30) at Arizona, 12/9/17

Had a player grab 20 rebounds:

Richard Hendrix (23) vs. Troy, 11/9/07

Had a player dish out 10 or more assists:

Mikhail Torrence (11) vs. LSU, 1/27/10

Had a player block five shots:

Donta Hall (5) at Creighton, 3/15/16


Had a player block 10 shots:

Roy Rogers (10) vs. LSU, 2/17/1996

Had a player with seven or more steals in a game:

Jeremy Hays (8) vs. Oregon State, 12/12/1998

Had two players record a double-double in same game:Donta Hall (13 pts. 14 rebs.), Dazon Ingram
(10 pts., 14 rebs.) vs. Rhode Island, 12/6/17**Had three players record a double-double in same game:**Jermareo Davidson (12 pts, 12 rebs),
Alonzo Gee (22 pts, 10 rebs), Richard Hendrix
(18 pts, 12 rebs) vs. Louisiana Monroe,
11/28/06**Had a player record a double-double in three consecutive games:**Richard Hendrix (24 pts, 16 rebs vs.
Florida, 17 pts, 11 rebs at Arkansas, 19 pts,
10 rebs at Georgia) (Jan. 8, Jan. 13, Jan. 16,
2008)**Had a player record a double-double in four consecutive games:**Richard Hendrix (19 pts, 13 rebs vs.
Chicago State, 24 pts, 16 rebs vs. Florida,
17 pts, 11 rebs at Arkansas, 19 pts, 10 rebs
at Georgia) (Jan. 4, Jan. 8, Jan. 13, Jan. 16
2008)**Had a player record a triple-double:**Roy Rogers (27 pts, 10 rebs, 10 blocks)
vs. LSU, 2/17/96**Had two players score 20 points in a game:**Dazon Ingram (22) and Collin Sexton (22)
vs. LA Tech, 11/29/17**Had five or more players score in double figures:**Donta Hall (13), John Petty (12), Daniel
Giddens (12), Collin Sexton (11) and Dazon
Ingram (10) vs. Rhode Island, 12/6/17



0 Donta Hall

JUNIOR

Forward • 6-9 • 232 • Luverne, Ala.
Luverne HS

CAREER HIGHS

Points	20	UCF (12/3/17)
Rebounds	14	Rhode Island (12/6/17)
Assists	3	2x, last vs. Lipscomb (11/14/17)
Steals	3	at Creighton (3/15/16)
Blocks	5	4x, last vs. Memphis (11/10/17)
Minutes	39	at South Carolina (2/7/17)
Field Goals	9	UCF (12/3/17)
FG Att.	9	2x, last vs. UCF (12/3/17)
3-Point FG		
3-Point Att.		
Free Throws	7	Rhode Island (12/6/17)
FT Att.	10	Rhode Island (12/6/17)

2017-18 SEASON HIGHS

Points	20	UCF (12/3/17)
Rebounds	14	Rhode Island (12/6/17)
Assists	3	2x, last vs. Lipscomb (11/14/17)
Steals	2	2x, last vs. Texas (12/22/17)
Blocks	5	vs. Memphis (11/10/17)
Minutes	32	at Arizona (12/9/17)
Field Goals	9	UCF (12/3/17)
FG Att.	9	UCF (12/3/17)
3-Point FG		
3-Point Att.		
Free Throws	7	Rhode Island (12/6/17)
FT Att.	10	Rhode Island (12/6/17)

MISCELLANEOUS STATS

CATEGORY	2017-18	CAREER
Double-digit scoring	10	17
20+ point games	1	1
Double-digit rebounding	2	5
Double-doubles	3	3
Led UA in scoring	2	4
Led UA in rebounding	7	23
Led UA in three-pointers		
Led UA in assists		1
Led UA in steals	1	13
Led UA in blocks	12	47
5+ assist games		
3+ three-pointers		
3+ steal games		1
3+ block games	7	20

2017-18 (JUNIOR SEASON)

- Did not play against LSU due to wrist injury (1/13) but returned to the lineup five days after surgery and played 15 minutes in the win over No. 17 Auburn (1/17)
- Leads the team in field goal percentage (.752, 79-of-105), blocks per game (2.4), rebounds per game (7.1) and dunks (37)
- Ranks second in the SEC in blocks and is eighth in the league in rebounds
- Connected of 9-of-9 field goals to finish with a career-high 20 points vs. UCF (12/3)
- Recorded the first double-double of his career with 11 points and 11 rebounds to go along with a career-high tying five blocks and a career-best three assists in the season opener against Memphis (11/10)
- Registered his second double-double of his career with 13 points and 14 rebounds to go along with three blocks and two assists in the win against URI (12/6)
- Dropped 15 points and pulled down 12 rebounds to record his second consecutive double-double while adding two steals and one block at Arizona (12/9)
- Finished with 15 points to go along with seven rebounds and four blocks against Louisiana Tech (11/29)
- Collected 10 points, five rebounds and three blocks in the home opener against Lipscomb (11/14)
- Went 4-for-5 from the field to total eight points, and grabbed six rebounds in the win against Alabama A&M (11/17)
- Was perfect from the field (4-for-4) to total eight points, and collected two blocks and five rebounds vs. UT Arlington (11/21)
- Went 6-for-8 from the field to score 14 points, while grabbing nine rebounds in 27 minutes against BYU (11/24)
- Totaled eight points, seven rebounds and one block in 15 minutes against then-No. 14 Minnesota (11/25)
- Shot 4-of-6 from the floor to total 9 points while collecting six rebounds and four blocks vs. Mercer (12/19)
- Went 7-of-8 from the field to total 17 points, to go along with six rebounds, one assist and two blocks vs. then-No. 5 Texas A&M (12/30)
- Was perfect from the floor, shooting 6-of-6 to total 14 points, while collecting six rebounds, two blocks and one steal vs. Vanderbilt (1/2)
- Went 6-of-7 from the field to score 13 points, while totaling a team-high seven rebounds and three blocks against South Carolina (1/9)



HALL'S 2017-18 GAME-BY-GAME STATS

Opponent	Date	GS	Min	FG	FGA	Pct	3FG	FGA	Pct	FT	FTA	Pct	Off	Def	Tot	Avg	PF	A	TO	Blk	Stl	Pts	Avg
vs. Memphis	11/10	*	30	5	6	.833	0	0	.000	1	3	.333	4	7	11	11.0	4	3	4	5	0	11	11.0
LIPSCOMB	11/14	*	20	5	7	.714	0	0	.000	0	1	.000	2	3	5	8.0	3	3	1	3	1	10	10.5
ALABAMA A&M	11/17	*	17	4	5	.800	0	0	.000	0	1	.000	1	5	6	7.3	0	0	0	2	0	8	9.7
UT ARLINGTON	11/21	*	22	4	4	1.000	0	0	.000	0	0	.000	1	4	5	6.8	2	0	2	2	0	8	9.3
vs. BYU	11/24	*	27	6	8	.750	0	0	.000	2	2	1.000	2	7	9	7.3	3	0	0	1	0	14	9.9
vs. Minnesota	11/25	*	15	3	8	.375	0	0	.000	2	2	1.000	2	5	7	7.2	1	0	0	1	0	8	9.8
LOUISIANA TECH	11/29	*	23	6	7	.857	0	0	.000	3	3	1.000	1	6	7	7.1	2	0	0	4	0	15	10.6
UCF	12/3	*	27	9	9	1.000	0	0	.000	2	3	.667	1	3	4	6.8	0	1	1	4	1	20	11.8
RHODE ISLAND	12/6	*	29	3	6	.500	0	0	.000	7	10	.700	4	10	14	7.6	2	2	5	3	0	13	11.9
at Arizona	12/9	*	32	6	8	.750	0	0	.000	3	4	.750	5	7	12	8.0	1	0	3	1	2	15	12.2
vs. Mercer	12/19	*	31	4	6	.667	0	0	.000	1	2	.500	2	4	6	7.8	2	0	0	4	0	9	11.9
TEXAS	12/22	*	14	1	3	.333	0	0	.000	0	2	.000	3	1	4	7.5	3	0	3	2	2	2	11.1
TEXAS A&M*	12/30	*	28	7	8	.875	0	0	.000	3	3	1.000	2	4	6	7.4	3	1	2	2	0	17	11.5
at Vanderbilt*	1/2	*	27	6	6	1.000	0	0	.000	2	3	.667	1	5	6	7.3	3	0	2	2	1	14	11.7
at Georgia*	1/6	*	16	3	6	.500	0	0	.000	1	1	1.000	2	4	6	7.2	1	0	0	0	1	7	11.4
SOUTH CAROLINA*	1/9	*	27	6	7	.857	0	0	.000	1	3	.333	3	4	7	7.2	0	0	2	3	0	13	11.5
at LSU*	1/13																						
AUBURN*	1/17		15	1	1	1.000	0	0	.000	0	0	.000	1	4	5	7.1	0	0	0	1	1	2	10.9
MISSISSIPPI STATE*																							
at Ole Miss*																							
OKLAHOMA																							
MISSOURI*																							
at Florida*																							
at Mississippi State*																							
TENNESSEE*																							
LSU*																							
at Kentucky*																							
at Auburn*																							
ARKANSAS*																							
FLORIDA*																							
at Texas A&M*																							

* indicates Southeastern Conference opponent

HALL'S CAREER STATS

YEAR	GP	GS	MIN	AVG	FG	FGA	PCT	3FG	3FGA	PCT	FT	FTA	PCT	OFF	DEF	TOT	AVG	PF	FO	AST	TO	BLK	STL	PTS	AVG
2015-16	33	0	421	12.8	37	61	.607	0	0	.000	19	44	.432	46	96	142	4.3	83	5	7	16	56	15	93	2.8
2016-17	34	20	670	19.7	79	120	.658	0	0	.000	45	75	.600	66	120	186	5.5	85	3	18	31	48	18	203	6.0
2017-18	17	16	400	23.5	79	105	.752	0	0	.000	28	43	.651	37	83	120	7.1	30	0	10	25	40	9	186	10.9
TOTAL	84	36	1491	17.8	195	286	.682	0	0	.000	92	162	.568	149	299	448	5.3	198	8	35	72	144	42	482	5.78

HALL'S CAREER SEC STATS

YEAR	GP	GS	MIN	AVG	FG	FGA	PCT	3FG	3FGA	PCT	FT	FTA	PCT	OFF	DEF	TOT	AVG	PF	FO	AST	TO	BLK	STL	PTS	AVG
2015-16	18	0	227	12.6	19	34	.559	0	0	.000	8	21	.381	32	62	94	5.2	53	5	5	8	28	9	46	2.6
2016-17	18	15	372	20.7	38	59	.644	0	0	.000	23	40	.575	38	65	103	5.7	46	2	11	19	23	8	99	5.5
2017-18	5	4	113	22.6	23	28	.821	0	0	.000	7	10	.700	9	21	30	6.0	7	0	1	6	8	3	53	10.6
TOTAL	41	19	712	17.4	80	121	.661	0	0	.000	38	71	.535	79	148	227	5.5	106	7	17	33	59	20	198	4.8



1 Riley Norris

SENIOR

Guard/Forward • 6-7 • 210 • Albertville, Ala.
Albertville HS

CAREER HIGHS

Points	27	South Carolina (11/13/16)
Rebounds	16	at LSU (2/17/16)
Assists	3	at Georgia (3/5/16)
Steals	3	4X, last vs. Auburn (2/4/17)
Blocks	2	vs. Jacksonville State (12/29/15)
Minutes	46	at South Carolina (2/7/17)
Field Goals	9	South Carolina (1/13/16)
FG Att.	16	South Carolina (1/13/16)
3-Point FG	8	South Carolina (1/13/16)
3-Point Att.	11	South Carolina (1/13/16)
Free Throws	8	Louisiana (11/20/15)
FT Att.	10	Louisiana (11/20/15)

2017-18 SEASON HIGHS

Points	13	vs. Minnesota (11/25/17)
Rebounds	4	Louisiana Tech (11/29/17)
Assists	1	5x, last at Arizona (12/9/17)
Steals	1	5x, last vs. Mercer (12/19/17)
Blocks		
Minutes	25	vs. Minnesota (11/25/17)
Field Goals	4	vs. Minnesota (11/25/17)
FG Att.	8	vs. Minnesota (11/25/17)
3-Point FG	2	2X, last at Arizona (12/9/17)
3-Point Att.	5	2X, last at Arizona (12/9/17)
Free Throws	3	vs. Minnesota (11/25/17)
FT Att.	4	vs. Minnesota (11/25/17)

MISCELLANEOUS STATS

CATEGORY	2017-18	CAREER
Double-digit scoring	1	33
20+ point games		2
Double-digit rebounding		8
Double-doubles		5
Led UA in scoring		9
Led UA in rebounding		22
Led UA in three-pointers		28
Led UA in assists		7
Led UA in steals		17
Led UA in blocks		6
5+ assist games		
3+ three-pointers		14
3+ steal games		4
3+ block games		

2017-18 (SENIOR SEASON)

- Will miss the remainder of the 2017-18 season with hip injury and will undergo surgery
- Missed the first three games of the season with a hip injury
- Made his season debut against UT Arlington (11/21), finishing with five points and three rebounds in 15 minutes off the bench
- Shot 4-of-8 from the floor to total 13 points to go along with two rebounds and one steal against then-No. 14 Minnesota (11/25)
- Scored four points and grabbed four rebounds in the win over Louisiana Tech (11/26)
- Made his first start of the season, totaling four points and three rebounds vs. UCF (12/3)
- Scored six points and pulled down two rebounds while dishing out one assist at Arizona (12/9)
- Totaled five points, three rebounds and one steal against Mercer (12/19)
- Played in 34 contests making 27 starts a year ago
- Ranked third in scoring (9.0), three-point field goal percentage (.333) and minutes per game (27.3)
- Led the team in three-pointers made (47) and attempted (141)
- Finished with 14 double-figure scoring games, 11 of which came over the Tide's last 23 games
- Had first double-double of the season and fifth of his career with 14 rebounds and 11 points in a career-high 46 minutes in Alabama's 40T victory over South Carolina (2/7)
- Established a season-high 20 points in the victory at LSU (1/14)
- Recorded a season-high in made three-pointers (4) while leading the team in scoring (17) in the win over LSU (2/18)
- Registered 15 points in the win at Georgia (1/25)
- Had 13 points in the win over Mississippi State (1/28)
- Scored 18 points vs. Stetson (12/29)
- Received the Media Appreciation Award



NORRIS' 2017-18 GAME-BY-GAME STATS

Opponent	Date	GS	Min	FG	FGA	Pct	3FG	FGA	Pct	FT	FTA	Pct	Off	Def	Tot	Avg	PF	A	TO	Blk	Stl	Pts	Avg
vs. Memphis	11/10																						
LIPSCOMB	11/14																						
ALABAMA A&M	11/17																						
UT ARLINGTON	11/21	15	2	4	500	1	2	500	0	0	0.000	1	2	3	3.0	0	1	0	0	1	5	5.0	
vs. BYU	11/24	15	2	5	400	0	2	0.000	0	0	0.000	1	2	3	3.0	2	1	1	0	1	4	4.5	
vs. Minnesota	11/25	25	4	8	500	2	5	400	3	4	.750	0	2	2	2.7	4	0	0	0	1	13	7.3	
LOUISIANA TECH	11/29	24	2	3	667	0	1	0.000	0	1	0.000	2	2	4	3.0	2	1	0	0	0	4	6.5	
UCF	12/3	*	21	1	4	250	1	1	1.000	1	2	500	0	3	3	3.0	2	1	2	0	0	4	6.0
RHODE ISLAND	12/6	*	21	1	4	250	0	3	0.000	0	0	0.000	0	2	2	2.8	2	1	1	0	0	2	5.3
at Arizona	12/9	*	24	2	6	333	2	5	400	0	0	0.000	1	1	2	2.7	3	1	0	0	0	6	5.4
vs. Mercer	12/19	12	2	3	667	0	1	0.000	1	1	1.000	1	2	3	2.8	3	0	1	0	1	5	5.4	
TEXAS	12/22	9	0	0	0.000	0	0	0.000	0	0	0.000	0	0	0	2.4	1	0	0	0	0	0	4.8	
TEXAS A&M*	12/30																						
at Vanderbilt*	1/2																						
at Georgia*	1/6																						
SOUTH CAROLINA*	1/9																						
at LSU*	1/13																						
AUBURN*	1/17																						
MISSISSIPPI STATE*																							
at Ole Miss*																							
OKLAHOMA																							
MISSOURI*																							
at Florida*																							
at Mississippi State*																							
TENNESSEE*																							
LSU*																							
at Kentucky*																							
at Auburn*																							
ARKANSAS*																							
FLORIDA*																							
at Texas A&M*																							

* indicates Southeastern Conference opponent

NORRIS' CAREER STATS

YEAR	GP	GS	MIN	AVG	FG	FGA	PCT	3FG	3FGA	PCT	FT	FTA	PCT	OFF	DEF	TOT	AVG	PF	FO	AST	TO	BLK	STL	PTS	AVG
2014-15	34	8	712	20.9	55	145	.379	25	74	.338	26	43	.605	40	102	142	4.2	79	1	22	31	7	21	161	4.7
2015-16	33	19	930	28.2	77	208	.370	45	120	.375	47	72	.653	54	122	176	5.3	64	0	23	39	8	26	246	7.5
2016-17	34	27	927	27.3	105	258	.407	47	141	.333	48	65	.738	41	88	129	3.8	76	1	25	38	4	23	305	9.0
2017-18	9	3	166	18.4	16	37	.432	6	20	.300	5	8	.625	6	16	22	2.4	19	0	6	5	0	4	43	4.8
TOTAL	110	57	2735	24.9	253	648	.390	123	355	.346	126	188	.670	141	328	469	4.3	238	2	76	113	19	74	755	6.9

NORRIS' CAREER SEC STATS

YEAR	GP	GS	MIN	AVG	FG	FGA	PCT	3FG	3FGA	PCT	FT	FTA	PCT	OFF	DEF	TOT	AVG	PF	FO	AST	TO	BLK	STL	PTS	AVG
2014-15	18	4	381	21.2	24	75	.320	13	42	.310	14	25	.560	20	52	72	4.0	41	1	11	18	2	8	75	4.2
2015-16	18	16	569	31.6	50	131	.382	30	79	.380	20	32	.625	34	76	110	6.1	38	0	15	25	3	16	150	8.3
2016-17	18	16	534	29.7	61	148	.412	28	81	.346	26	37	.703	14	42	56	3.1	47	1	9	23	1	12	176	9.8
2017-18	0	0	0	0.0	0	0	.000	0	0	.000	0	0	.000	0	0	0	0.0	0	0	0	0	0	0	0	0.0
TOTAL	54	36	1484	27.5	135	354	.381	71	202	.351	60	94	.638	68	170	238	4.4	126	2	35	66	6	36	401	7.4



2 Collin Sexton

FRESHMAN

Guard • 6-3 • 190 • Mableton, Ga.
Pebblebrook HS

CAREER HIGHS

Points	40	vs. Minnesota (11/25/17)
Rebounds	7	2x, last at LSU (1/13/18)
Assists	5	4x, last at Vanderbilt (1/2/18)
Steals	3	3x, last at Vanderbilt (1/2/18)
Blocks	1	at LSU (1/13/18)
Minutes	36	vs. Minnesota (11/25/17)
Field Goals	12	vs. Minnesota (11/25/17)
FG Att.	22	vs. Minnesota (11/25/17)
3-Point FG	4	vs. Minnesota (11/25/17)
3-Point Att.	7	vs. Minnesota (11/25/17)
Free Throws	15	at Arizona (12/9/17)
FT Att.	16	vs. Minnesota (11/25/17)

2016-17 SEASON HIGHS

Points	40	vs. Minnesota (11/25/17)
Rebounds	7	2x, last at LSU (1/13/18)
Assists	5	4x, last at Vanderbilt (1/2/18)
Steals	3	3x, last at Vanderbilt (1/2/18)
Blocks	1	at LSU (1/13/18)
Minutes	36	vs. Minnesota (11/25/17)
Field Goals	12	vs. Minnesota (11/25/17)
FG Att.	22	vs. Minnesota (11/25/17)
3-Point FG	4	vs. Minnesota (11/25/17)
3-Point Att.	7	vs. Minnesota (11/25/17)
Free Throws	15	at Arizona (12/9/17)
FT Att.	16	vs. Minnesota (11/25/17)

MISCELLANEOUS STATS

CATEGORY	2017-18	CAREER
Double-digit scoring	13	13
20+ point games	9	9
Double-digit rebounding		
Double-doubles		
Led UA in scoring	8	8
Led UA in rebounding		
Led UA in three-pointers	5	5
Led UA in assists	10	10
Led UA in steals	4	4
Led UA in blocks	1	1
5+ assist games	4	4
3+ three-pointers	3	3
3+ steal games	3	3
3+ block games		

2017-18 (FRESHMAN SEASON)

- Did not play against No. 17 Auburn due to abdominal injury (1/17)
- Ranks second in the SEC in scoring average (19.3 ppg) and tops the squad in assists per game (3.4)
- Ranks second in the SEC in free throws made and attempted, while also ranking 24th nationally in both categories
- Named to Watch Lists for the Cousy Award, Naismith Trophy and Oscar Robertson Trophy prior to the start of the season
- Set an Alabama freshman scoring record with 40 points, including 31 in the second half, against then-No. 14 Minnesota (11/25)
- Was the first Alabama player to score 40 in a game since Reggie King had 43 points on March 12, 1979 vs. Virginia
- Became the first freshman in the modern era at Alabama to score three straight games of more than 20 points in each of his first three games
- Went for 30 points and was near perfect from the free throw line (15-of-16) at Arizona (12/9)
- Finished with 22 points to tie for the team lead against Louisiana Tech (11/29) while leading the team with three steals
- Dropped 22 points (7-of-10) to lead the team in scoring, and added five assists and two steals in his collegiate debut in the home opener against Lipscomb (11/14)
- His 22 points were the most scored in a game by a true freshman at Alabama since Eddie Phillips poured in 25 points in his debut back on Nov. 24, 1978
- Recorded his second straight 20-plus point game, totaling 25 points, to go along with five assists and four rebounds in the win against Alabama A&M (11/17)
- Registered 29 points, while shooting 11-for-14 from the charity stripe and adding four assists in the win against UT Arlington (11/21)
- Scored 10 points while totaling seven rebounds and three assists in 30 minutes against BYU (11/24)
- Reached double figures with 11 points while grabbing four rebounds and one steal against URI (12/6)
- Was perfect from the free throw line (9-of-9) to total 21 points while collecting four assists and three rebounds vs. Mercer (12/19)
- Led the team in assists (4) and steals (3) while totaling eight points and five rebounds vs. Texas (12/22)
- Was perfect from the free-throw line (7-of-7) to lead all scorers with 24 points, to go along with a team high of five assists, three steals and three rebounds vs. Vanderbilt (1/2)
- Scored a team-high 23 points while adding three assists, one steal and two rebounds against Georgia (1/6)
- Went 6-of-6 from the free throw line to total 15 points, while adding a season-high seven rebounds, three assists and his first block of his career against LSU (1/13)



SEXTON'S 2017-18 GAME-BY-GAME STATS

Opponent	Date	GS	Min	FG	FGA	Pct	3FG	FGA	Pct	FT	FTA	Pct	Off	Def	Tot	Avg	PF	A	TO	Blk	Stl	Pts	Avg
vs. Memphis	11/10																						
LIPSCOMB	11/14	*	27	7	10	.700	3	5	.600	5	12	.417	0	1	1	1.0	1	5	2	0	2	22	22.0
ALABAMA A&M	11/17	*	26	11	16	.688	2	4	.500	1	1	1.000	2	2	4	2.5	2	5	0	0	0	25	23.5
UT ARLINGTON	11/21	*	32	8	15	.533	2	6	.333	11	14	.786	1	0	1	2.0	2	4	1	0	2	29	25.3
vs. BYU	11/24	*	30	3	11	.273	0	1	.000	4	6	.667	3	4	7	3.6	2	3	3	0	1	10	24.4
vs. Minnesota	11/25	*	36	12	22	.545	4	7	.571	12	16	.750	1	5	6	3.8	4	5	3	0	1	40	25.2
LOUISIANA TECH	11/29	*	34	6	19	.316	1	2	.500	9	11	.818	2	3	5	4.0	2	3	4	0	3	22	24.7
UCF	12/3	*	30	0	4	.000	0	1	.000	7	8	.875	2	2	4	4.0	3	3	3	0	1	7	22.1
RHODE ISLAND	12/6	*	17	3	7	.429	1	2	.500	4	6	.667	0	4	4	4.0	0	0	3	0	1	11	20.8
at Arizona	12/9	*	32	6	15	.400	3	6	.500	15	16	.938	0	0	0	3.6	5	2	2	0	0	30	21.8
vs. Mercer	12/19	*	29	6	11	.545	0	3	.000	9	9	1.000	1	2	3	3.5	2	4	2	0	0	21	21.7
TEXAS	12/22	*	32	4	12	.333	0	1	.000	0	0	.000	2	3	5	3.6	1	4	1	0	3	8	20.5
TEXAS A&M*	12/30	*	29	3	12	.250	1	6	.167	9	10	.900	0	3	3	3.6	1	2	3	0	1	16	20.1
at Vanderbilt*	1/2	*	30	8	14	.571	1	2	.500	7	7	1.000	0	3	3	3.5	4	5	2	0	3	24	20.4
at Georgia*	1/6	*	33	9	16	.563	1	3	.333	4	6	.667	0	2	2	3.4	3	3	3	0	1	23	20.6
SOUTH CAROLINA*	1/9	*	22	2	8	.250	1	3	.333	0	1	.000	0	2	2	3.3	3	4	3	0	1	5	19.5
at LSU*	1/13	*	34	4	16	.250	1	5	.200	6	6	1.000	2	5	7	3.6	5	3	9	1	0	15	19.3
AUBURN*	1/17																						
MISSISSIPPI STATE*																							
at Ole Miss*																							
OKLAHOMA																							
MISSOURI*																							
at Florida*																							
at Mississippi State*																							
TENNESSEE*																							
LSU*																							
at Kentucky*																							
at Auburn*																							
ARKANSAS*																							
FLORIDA*																							
at Texas A&M*																							


* indicates Southeastern Conference opponent

SEXTON'S CAREER STATS

YEAR	GP	GS	MIN	AVG	FG	FGA	PCT	3FG	3FGA	PCT	FT	FTA	PCT	OFF	DEF	TOT	AVG	PF	FO	AST	TO	BLK	STL	PTS	AVG
2017-18	16	16	473	29.6	92	208	.442	21	57	.368	103	129	.798	16	41	57	3.6	40	2	55	44	1	20	308	19.3
TOTAL	16	16	473	29.6	92	208	.442	21	57	.368	103	129	.798	16	41	57	3.6	40	2	55	44	1	20	308	19.3

SEXTON'S CAREER SEC STATS

YEAR	GP	GS	MIN	AVG	FG	FGA	PCT	3FG	3FGA	PCT	FT	FTA	PCT	OFF	DEF	TOT	AVG	PF	FO	AST	TO	BLK	STL	PTS	AVG
2017-18	5	5	148	29.6	26	66	.394	5	19	.263	26	30	.867	2	15	17	3.4	16	1	17	20	1	6	83	16.6
TOTAL	5	5	148	29.6	26	66	.394	5	19	.263	26	30	.867	2	15	17	3.4	16	1	17	20	1	6	83	16.6



3 Alex Reese

FRESHMAN

Forward • 6-9 • 250 • Pelham, Ala.
Pelham HS

CAREER HIGHS

Points	10	vs. Mercer (12/19/17)
Rebounds	9	2x, last vs. Lipscomb (11/14/17)
Assists	3	vs. Memphis (11/10/17)
Steals	4	vs. Memphis (11/10/17)
Blocks	1	3x, last vs. Mercer (12/19/17)
Minutes	30	vs. Memphis (11/10/17)
Field Goals	4	3x, last at LSU (1/13/18)
FG Att.	9	vs. Memphis (11/10/17)
3-Point FG	2	3x, last vs. Auburn (1/17/18)
3-Point Att.	7	vs. Memphis (11/10/17)
Free Throws	1	3x, last vs. Auburn (1/17/18)
FT Att.	3	vs. Texas (12/22/17)

2017-18 SEASON HIGHS

Points	10	vs. Mercer (12/19/17)
Rebounds	9	2x, last vs. Lipscomb (11/14/17)
Assists	3	vs. Memphis (11/10/17)
Steals	4	vs. Memphis (11/10/17)
Blocks	1	3x, last vs. Mercer (12/19/17)
Minutes	30	vs. Memphis (11/10/17)
Field Goals	4	3x, last at LSU (1/13/18)
FG Att.	9	vs. Memphis (11/10/17)
3-Point FG	2	3x, last vs. Auburn (1/17/18)
3-Point Att.	7	vs. Memphis (11/10/17)
Free Throws	1	3x, last vs. Auburn (1/17/18)
FT Att.	3	vs. Texas (12/22/17)

MISCELLANEOUS STATS

CATEGORY	2017-18	CAREER
Double-digit scoring	1	1
20+ point games		
Double-digit rebounding		
Double-doubles		
Led UA in scoring		
Led UA in rebounding	2	2
Led UA in three-pointers		
Led UA in assists		
Led UA in steals	1	1
Led UA in blocks		
5+ assist games		
3+ three-pointers		
3+ steal games	1	1
3+ block games		

2017-18 (FRESHMAN SEASON)

- Was a crucial factor in the win against Mercer (12/19) scoring a career-high 10 points off the bench at the Rocket City Classic
- Led the team in steals (4) while also collecting eight points, nine rebounds and three assists off the bench in the season opener against Memphis (11/10)
- Grabbed a season-high nine rebounds to go with four points in the home opener against Lipscomb (11/14)
- Provided nine points and eight rebounds in 23 minutes off the bench vs. Alabama A&M (11/17)
- Provided a spark off the bench in the come-from-behind win over Louisiana Tech (11/29), playing 14 minutes with two points and three rebounds
- Scored nine points to go along with three rebounds and one steal in 11 minutes off the bench vs. LSU (1/13)
- Scored three points in five minutes off the bench against UCF (12/3)
- Collected three points, two rebounds and one steal in 19 minutes off the bench vs. Texas (12/22)
- Scored seven points while adding three rebounds in the win over No. 17 Auburn (1/17)
- Played at Pelham High School under head coach Joel Floyd
- Was the No. 2 prospect in the state of Alabama according to ESPN.com
- Ranked No. 58 overall and the No. 8 power forward according to Scout.com
- Was also the 20th-ranked player in the region by Scout.com
- Was selected to play in the 2017 Alabama-Mississippi All-Star Game alongside teammates Herb Jones (Alabama) and Galin Smith (Mississippi)
- Named the AHSAA 6A State Player of the Year and received Alabama Sports Writer's Association Class 6A First Team All-State honors as a senior
- Averaged 20 points and 10 rebounds in 2017
- Also received first team all-state honors as a junior after averaging 25.4 points, 10.9 rebounds and a block per game
- Selected to AL.com's first-team All-Birmingham list
- Earned a spot on the USA Basketball Junior National team in 2015
- Was a member of the Class 6A All-State first team and All-Shelby County first team as a sophomore
- Also named to AL.com's 2015 Super All-State second team and was All-Area first team



REESE'S 2017-18 GAME-BY-GAME STATS

Opponent	Date	GS	Min	FG	FGA	Pct	3FG	FGA	Pct	FT	FTA	Pct	Off	Def	Tot	Avg	PF	A	TO	Blk	Stl	Pts	Avg
vs. Memphis	11/10		30	3	9	.333	2	7	.286	0	0	.000	3	6	9	9.0	3	3	0	0	4	8	8.0
LIPSCOMB	11/14		16	2	6	.333	0	4	.000	0	0	.000	2	7	9	9.0	1	0	0	1	0	4	6.0
ALABAMA A&M	11/17		23	4	6	.667	1	2	.500	0	0	.000	2	6	8	8.7	0	1	5	1	0	9	7.0
UT ARLINGTON	11/21		3	0	1	.000	0	1	.000	0	0	.000	0	0	0	6.5	0	0	0	0	0	0	5.3
vs. BYU	11/24		4	0	0	.000	0	0	.000	0	0	.000	0	2	2	5.5	0	0	0	0	0	0	4.4
vs. Minnesota	11/25		3	0	1	.000	0	1	.000	0	0	.000	0	0	0	4.7	0	0	0	0	0	0	3.5
LOUISIANA TECH	11/29		14	1	1	1.000	0	0	.000	0	1	.000	2	1	3	4.4	2	0	2	0	1	2	3.3
UCF	12/3		5	1	2	.500	0	1	.000	1	1	1.000	0	1	1	4.0	0	0	1	0	0	3	3.3
RHODE ISLAND	12/6								DNP														
at Arizona	12/9								DNP														
vs. Mercer	12/19		18	4	6	.667	2	4	.500	0	0	.000	2	0	2	3.8	2	0	0	1	0	10	4.0
TEXAS	12/22		19	1	5	.200	1	3	.333	0	0	.000	1	1	2	3.6	2	0	0	0	1	3	3.9
TEXAS A&M*	12/30		3	0	0	.000	0	0	.000	0	0	.000	0	1	1	3.4	1	0	0	0	0	0	3.5
at Vanderbilt*	1/2								DNP														
at Georgia*	1/6		8	0	1	.000	0	1	.000	0	0	.000	0	3	3	3.3	1	0	0	0	0	0	3.3
SOUTH CAROLINA*	1/9		4	0	3	.000	0	1	.000	0	0	.000	0	0	0	3.1	2	0	0	0	0	0	3.0
at LSU*	1/13		11	4	6	.667	1	3	.333	0	0	.000	1	2	3	3.1	2	0	2	0	1	9	3.4
AUBURN*	1/17		15	2	7	.286	2	5	.400	1	2	.500	1	2	3	3.1	4	0	0	0	0	7	3.7
MISSISSIPPI STATE*																							
at Ole Miss*																							
OKLAHOMA																							
MISSOURI*																							
at Florida*																							
at Mississippi State*																							
TENNESSEE*																							
LSU*																							
at Kentucky*																							
at Auburn*																							
ARKANSAS*																							
FLORIDA*																							
at Texas A&M*																							


* indicates Southeastern Conference opponent

REESE'S CAREER STATS

YEAR	GP	GS	MIN	AVG	FG	FGA	PCT	3FG	3FGA	PCT	FT	FTA	PCT	OFF	DEF	TOT	AVG	PF	FO	AST	TO	BLK	STL	PTS	AVG
2017-18	15	0	176	11.7	22	54	.407	9	33	.273	2	4	.500	14	32	46	3.1	20	0	4	10	3	7	55	3.7
TOTAL	15	0	176	11.7	22	54	.407	9	33	.273	2	4	.500	14	32	46	3.1	20	0	4	10	3	7	55	3.7

REESE'S CAREER SEC STATS

YEAR	GP	GS	MIN	AVG	FG	FGA	PCT	3FG	3FGA	PCT	FT	FTA	PCT	OFF	DEF	TOT	AVG	PF	FO	AST	TO	BLK	STL	PTS	AVG
2017-18	5	0	41	8.2	6	17	.353	3	10	.300	1	2	.500	2	8	10	2.0	10	0	0	2	0	1	16	3.2
TOTAL	5	0	41	8.2	6	17	.353	3	10	.300	1	2	.500	2	8	10	2.0	10	0	0	2	0	1	16	3.2



4 Daniel Giddens

SOPHOMORE

Forward/Center • 6-11 • 247 • Mableton, Ga.
Oak Hill Academy

CAREER HIGHS

Points	12	Rhode Island (12/6/17)
Rebounds	9	3x, last at Illinois (1/28/16)
Assists	1	14x, last at Georgia (1/6/18)
Steals	4	at Connecticut (12/12/15)
Blocks	6	UT Arlington (11/20/15)
Minutes	28	Penn State (1/25/16)
Field Goals	5	3x, last vs. South Carolina (1/9/18)
FG Att.	9	Rhode Island (12/6/17)
3-Point FG		
3-Point Att.	1	Michigan State (3/11/16)
Free Throws	3	3x, last at Vanderbilt (1/2/18)
FT Att.	7	Lipscomb (11/14/17)

2017-18 SEASON HIGHS

Points	12	Rhode Island (12/6/17)
Rebounds	6	2x, last vs. Texas (12/22/17)
Assists	1	5x, last at Georgia (1/6/18)
Steals	1	6x, last vs. South Carolina (1/9/18)
Blocks	3	3x, last vs. Georgia (1/6/18)
Minutes	22	2x, last vs. South Carolina (1/9/18)
Field Goals	5	3x, last vs. South Carolina (1/9/18)
FG Att.	9	Rhode Island (12/6/17)
3-Point FG		
3-Point Att.		
Free Throws	3	at Vanderbilt (1/2/18)
FT Att.	7	Lipscomb (11/14/17)

MISCELLANEOUS STATS

CATEGORY	2017-18	CAREER
Double-digit scoring	3	5
20+ point games		
Double-digit rebounding		
Double-doubles		
Led UA in scoring		
Led UA in rebounding		
Led UA in three-pointers		
Led UA in assists		
Led UA in steals	1	1
Led UA in blocks	6	6
5+ assist games		
3+ three-pointers		
3+ steal games		4
3+ block games	3	11

2017-18 (SOPHOMORE SEASON)

- Second on the team and is tied for 10th in the league in blocked shots per game (1.4)
- Registered a career-high 12 points while totaling six rebounds, two blocks and one steal in the win vs. Rhode Island (12/6)
- Was perfect from the field (5-of-5) to score 11 points, to go along with one rebound, one block and one steal against South Carolina (1/9)
- Totaled 10 points and six rebounds against Texas (12/22)
- Scored eight points to go along with three blocks, one steal and two rebounds in the win against BYU (11/24)
- Grabbed five rebounds to go along with three blocks and three points in the home opener against Lipscomb (11/14)
- Scored four points and made one block in 11 minutes in the win against UT Arlington (11/21)
- Tied for the lead in blocks (4) while scoring four points and grabbing three rebounds vs. UCF (12/3)
- Collected eight points, two rebounds and one block at Arizona (12/9)
- Scored four points while totaling three rebounds and two blocks against Mercer (12/19)
- Blocked two shots and scored two points while grabbing two rebounds vs. then-No. 5 Texas A&M (12/30)
- Totaled five points, one steal and one assist, while pulling down a rebound in 12 minutes off the bench vs. Vanderbilt (1/2)
- Sat out the 2016-17 season due to NCAA transfer rules
- Transferred from Ohio State prior to the 2016-17 season
- Received a Student Academic Achievement Award in 2017
- Saw action in 33 contests at Ohio State, while making seven starts
- Averaged 3.8 points, 3.6 rebounds and 1.5 blocks in 18.2 minutes per game
- Improved as the year went on, averaging 5.0 points, 4.0 rebounds and 2.0 blocks a game in the Buckeyes' four postseason contests, including going for a season-high 11 points in a loss to Florida in the second round of the 2016 National Invitation Tournament
- Scored 11 points and grabbed six rebounds in 26 minutes off the bench against Mount St. Mary's (11/15)



GIDDENS' 2017-18 GAME-BY-GAME STATS

Opponent	Date	GS	Min	FG	FGA	Pct	3FG	FGA	Pct	FT	FTA	Pct	Off	Def	Tot	Avg	PF	A	TO	Blk	Stl	Pts	Avg
vs. Memphis	11/10	*	5	0	0	.000	0	0	.000	0	0	.000	0	1	1	1.0	4	0	2	0	0	0	0.0
LIPSCOMB	11/14	*	15	1	2	.500	0	0	.000	1	7	.143	0	5	5	3.0	2	0	1	3	1	3	1.5
ALABAMA A&M	11/17	*	15	0	1	.000	0	0	.000	2	2	1.000	0	1	1	2.3	5	1	1	1	0	2	1.7
UT ARLINGTON	11/21	*	11	2	3	.667	0	0	.000	0	0	.000	1	0	1	2.0	1	0	0	1	0	4	2.3
vs. BYU	11/24	*	21	3	4	.750	0	0	.000	2	2	1.000	0	2	2	2.0	1	1	0	3	1	8	3.0
vs. Minnesota	11/25	*	9	0	1	.000	0	0	.000	0	0	.000	1	1	2	2.0	2	1	2	0	0	0	2.8
LOUISIANA TECH	11/29	*	5	0	1	.000	0	0	.000	0	0	.000	0	2	2	2.0	2	0	0	0	0	0	2.4
UCF	12/3		9	2	5	.400	0	0	.000	0	1	.000	0	3	3	2.1	3	0	0	4	0	4	2.6
RHODE ISLAND	12/6		17	5	9	.556	0	0	.000	2	3	.667	3	3	6	2.6	2	0	2	1	1	12	3.7
at Arizona	12/9		19	4	7	.571	0	0	.000	0	0	.000	0	2	2	2.5	4	0	1	1	0	8	4.1
vs. Mercer	12/19		8	2	3	.667	0	0	.000	0	1	.000	1	2	3	2.5	4	0	2	2	0	4	4.1
TEXAS	12/22		21	5	8	.625	0	0	.000	0	0	.000	2	4	6	2.8	3	0	0	0	0	10	4.6
TEXAS A&M*	12/30		15	1	4	.250	0	0	.000	0	0	.000	0	2	2	2.8	1	0	0	2	0	2	4.4
at Vanderbilt*	1/2		12	1	2	.500	0	0	.000	3	4	.750	0	1	1	2.6	4	1	0	0	1	5	4.4
at Georgia*	1/6		22	0	1	.000	0	0	.000	0	0	.000	0	3	3	2.7	4	1	0	3	1	0	4.1
SOUTH CAROLINA*	1/9	*	22	5	5	1.000	0	0	.000	1	1	1.000	0	1	1	2.6	4	0	1	1	1	11	4.6
at LSU*	1/13	*	8	1	1	1.000	0	0	.000	0	0	.000	2	0	2	2.5	4	0	1	1	0	2	4.4
AUBURN*	1/17	*	13	1	1	1.000	0	0	.000	1	2	.500	0	2	2	2.5	3	0	2	1	0	3	4.3
MISSISSIPPI STATE*																							
at Ole Miss*																							
OKLAHOMA																							
MISSOURI*																							
at Florida*																							
at Mississippi State*																							
TENNESSEE*																							
LSU*																							
at Kentucky*																							
at Auburn*																							
ARKANSAS*																							
FLORIDA*																							
at Texas A&M*																							

* indicates Southeastern Conference opponent

GIDDENS' CAREER STATS

YEAR	GP	GS	MIN	AVG	FG	FGA	PCT	3FG	3FGA	PCT	FT	FTA	PCT	OFF	DEF	TOT	AVG	PF	FO	AST	TO	BLK	STL	PTS	AVG
2015-16*	33	7	599	18.2	51	110	.464	0	1	.000	25	57	.439	49	70	119	3.6	108	3	9	33	50	17	127	3.8
2017-18	18	10	247	13.7	33	58	.569	0	0	.000	12	23	.522	10	35	45	2.5	53	1	5	15	25	6	78	4.3
TOTAL	51	17	846	16.6	84	168	.500	0	1	.000	37	80	.463	59	105	164	3.2	161	4	14	48	75	23	205	4.0

GIDDENS' CAREER SEC STATS

YEAR	GP	GS	MIN	AVG	FG	FGA	PCT	3FG	3FGA	PCT	FT	FTA	PCT	OFF	DEF	TOT	AVG	PF	FO	AST	TO	BLK	STL	PTS	AVG
2017-18	6	3	92	15.3	9	14	.643	0	0	.000	5	7	.714	2	9	11	1.8	20	0	2	4	8	3	23	3.8
TOTAL	6	3	92	15.3	9	14	.643	0	0	.000	5	7	.714	2	9	11	1.8	20	0	2	4	8	3	23	3.8



5 Avery Johnson Jr.

JUNIOR

Guard • 5-11 • 187 • Houston, Texas
Plano West HS

CAREER HIGHS

Points	23	at South Carolina (2/7/17)
Rebounds	6	at South Carolina (2/7/17)
Assists	6	3X, last vs. Mississippi State (3/9/17)
Steals	3	4X, last vs. Lipscomb (11/14/17)
Blocks	1	2x, last vs. Auburn (1/17/18)
Minutes	44	at South Carolina (2/7/17)
Field Goals	9	at South Carolina (2/7/17)
FG Att.	21	at South Carolina (2/7/17)
3-Point FG	5	at South Carolina (2/7/17)
3-Point Att.	10	at South Carolina (2/7/17)
Free Throws	5	vs. Clemson (12/18/16)
FT Att.	6	2X, last vs. Clemson (12/18/16)

2017-18 SEASON HIGHS

Points	13	vs. Memphis (11/10/17)
Rebounds	4	Alabama A&M (11/17/17)
Assists	5	Alabama A&M (11/17/17)
Steals	3	Lipscomb (11/14/17)
Blocks	1	vs. Auburn (1/17/18)
Minutes	22	2x, last at Georgia (1/6/18)
Field Goals	4	2x, last vs. South Carolina (1/9/18)
FG Att.	7	2x, last at Georgia (1/6/18)
3-Point FG	2	5x, last vs. South Carolina (1/9/18)
3-Point Att.	5	at Georgia (1/6/18)
Free Throws	3	vs. Memphis (11/10/17)
FT Att.	4	vs. Memphis (11/10/17)

MISCELLANEOUS STATS

CATEGORY	2017-18	CAREER
Double-digit scoring	2	12
20+ point games		1
Double-digit rebounding		
Double-doubles		
Led UA in scoring		4
Led UA in rebounding		1
Led UA in three-pointers	3	7
Led UA in assists	1	8
Led UA in steals	3	11
Led UA in blocks		
5+ assist games		3
3+ three-pointers		2
3+ steal games	1	4
3+ block games		

2017-18 (JUNIOR SEASON)

- Scored 13 points in 22 minutes off the bench and went 2-for-3 from beyond the arc in the season opener against Memphis (11/10)
- Went 4-of-6 from the floor to total 10 points, while adding two rebounds and two assists in 16 minutes off the bench vs. South Carolina (1/9)
- Went 3-for-4 from the field to score nine points in the home opener vs. Lipscomb (11/14)
- Provided an offensive spark off the bench in the win against UT Arlington (11/21) scoring eight points in 13 minutes
- Scored three points in 10 minutes off the bench against BYU (11/24)
- Totaled five points in 11 minutes off the bench vs. LSU (1/13)
- Scored two points and grabbed three rebounds while recording one steal in 12 minutes off the bench vs. then-No. 5 Texas A&M (12/30)
- Led the team in three-pointers made (2-of-3) to total six points, while adding two rebounds against Vanderbilt (1/2)
- Scored eight points while adding a team-high two steals in 22 minutes off the bench vs. Georgia (1/6)
- Named the team's Most Improved Player in 2016-17
- Saw action in 34 games making six starts
- Ranked fifth on team in scoring (6.9 ppg) and three-point field goal percentage (.311), while also ranking second in free throw percentage (.762)
- Established career highs in points (23), rebounds (6), assists (6), minutes (44), field goals made (9) and attempted (21) and threes made (5) and attempted (10), in Alabama's 40T win over South Carolina (2/7)
- Led Alabama in scoring with 17 points and matched his career-high three steals against Clemson (12/18)
- Led the team in scoring (13 pts) and matched his career highs in rebounds (5) and field goals made (5) in Alabama's win over Mississippi State (1/3)
- Had one of his best all around games in the SEC Tournament opening win against Mississippi State (3/9), finishing with 10 points, six assists and a career-high tying five rebounds



JOHNSON'S 2017-18 GAME-BY-GAME STATS

Opponent	Date	GS	Min	FG	FGA	Pct	3FG	FGA	Pct	FT	FTA	Pct	Off	Def	Tot	Avg	PF	A	TO	Blk	Stl	Pts	Avg
vs. Memphis	11/10	22	4	6	.667	2	3	.667	3	4	.750	2	0	2	2.0	2	0	2	0	0	13	13.0	
LIPSCOMB	11/14	20	3	4	.750	1	1	1.000	2	2	1.000	0	0	0	1.0	1	1	0	0	3	9	11.0	
ALABAMA A&M	11/17	18	0	4	.000	0	2	.000	0	0	.000	0	4	4	2.0	3	5	0	0	2	0	7.3	
UT ARLINGTON	11/21	13	3	7	.429	2	4	.500	0	0	.000	0	1	1	1.8	1	1	1	0	0	8	7.5	
vs. BYU	11/24	10	1	3	.333	1	1	1.000	0	0	.000	0	0	0	1.3	4	0	0	0	0	3	6.4	
vs. Minnesota	11/25	7	1	1	1.000	0	0	.000	0	2	.000	1	1	2	1.5	0	0	1	0	0	2	5.8	
LOUISIANA TECH	11/29	17	1	4	.250	0	2	.000	0	0	.000	0	1	1	1.4	1	1	1	0	1	2	5.3	
UCF	12/3	12	1	3	.333	0	1	.000	0	0	.000	0	0	0	1.3	2	0	0	0	0	2	4.9	
RHODE ISLAND	12/6	13	1	4	.250	0	0	.000	2	2	1.000	0	0	0	1.1	3	0	2	0	1	4	4.8	
at Arizona	12/9	7	0	2	.000	0	1	.000	0	0	.000	0	0	0	1.0	1	1	0	0	0	0	4.3	
vs. Mercer	12/19	12	1	6	.167	0	4	.000	0	0	.000	1	0	1	1.0	1	0	0	0	0	2	4.1	
TEXAS	12/22	9	1	3	.333	0	1	.000	0	0	.000	0	1	1	1.0	1	0	0	0	0	2	3.9	
TEXAS A&M*	12/30	12	0	3	.000	0	1	.000	2	2	1.000	1	2	3	1.2	2	0	1	0	1	2	3.8	
at Vanderbilt*	1/2	19	2	4	.500	2	3	.667	0	0	.000	0	2	2	1.2	1	0	1	0	0	6	3.9	
at Georgia*	1/6	22	2	7	.286	2	5	.400	2	2	1.000	0	1	1	1.2	2	1	1	0	2	8	4.2	
SOUTH CAROLINA*	1/9	16	4	6	.667	2	4	.500	0	0	.000	0	2	2	1.3	1	2	0	0	0	10	4.6	
at LSU*	1/13	11	1	4	.250	1	3	.333	2	2	1.000	0	0	0	1.2	2	0	0	0	0	5	4.6	
AUBURN*	1/17	15	1	4	.250	0	3	.000	0	0	.000	0	1	1	1.2	3	1	1	1	0	2	4.4	
MISSISSIPPI STATE*																							
at Ole Miss*																							
OKLAHOMA																							
MISSOURI*																							
at Florida*																							
at Mississippi State*																							
TENNESSEE*																							
LSU*																							
at Kentucky*																							
at Auburn*																							
ARKANSAS*																							
FLORIDA*																							
at Texas A&M*																							

* indicates Southeastern Conference opponent

JOHNSON'S CAREER STATS

YEAR	GP	GS	MIN	AVG	FG	FGA	PCT	3FG	3FGA	PCT	FT	FTA	PCT	OFF	DEF	TOT	AVG	PF	FO	AST	TO	BLK	STL	PTS	AVG
2014-15*	13	0	56	4.3	7	20	.350	1	6	.167	3	5	.600	0	3	3	0.2	8	0	1	2	0	0	18	1.4
2016-17	34	6	657	19.3	84	254	.331	33	106	.311	32	42	.762	11	46	57	1.7	58	0	49	36	1	25	233	6.9
2017-18	18	0	255	14.2	27	75	.360	13	39	.333	13	16	.813	5	16	21	1.2	31	0	13	11	1	10	80	4.4
TOTAL	65	6	968	14.9	118	349	.338	47	151	.311	48	63	.762	16	65	81	1.2	97	0	63	49	2	35	331	5.1

JOHNSON'S CAREER SEC STATS

YEAR	GP	GS	MIN	AVG	FG	FGA	PCT	3FG	3FGA	PCT	FT	FTA	PCT	OFF	DEF	TOT	AVG	PF	FO	AST	TO	BLK	STL	PTS	AVG
2014-15*	4	0	6	1.5	0	0	.000	0	0	.000	1	2	.500	0	0	0	0.0	2	0	1	0	0	0	1	0.3
2016-17	18	4	358	19.9	43	149	.289	18	63	.286	14	19	.737	7	22	29	1.6	26	0	17	19	0	13	118	6.6
2017-18	6	0	95	15.8	10	28	.357	7	19	.368	6	6	1.000	1	8	9	1.5	11	0	4	4	1	3	33	5.5
TOTAL	24	4	453	18.9	53	177	.299	25	82	.305	20	25	.800	8	30	38	1.6	37	0	21	23	1	16	151	6.3



10 Herbert Jones

FRESHMAN

Guard • 6-7 • 200 • Greensboro, Ala.
Hale County HS

CAREER HIGHS

Points	12	vs. Memphis (11/10/17)
Rebounds	9	2x, last vs. Texas A&M (12/30/17)
Assists	4	2x, last vs. Auburn (1/17/18)
Steals	5	UCF (12/3/17)
Blocks	2	4x, last vs. South Carolina (1/9/18)
Minutes	34	UT Arlington (11/21/17)
Field Goals	5	vs. Auburn (1/17/18)
FG Att.	9	vs. Auburn (1/17/18)
3-Point FG	2	vs. Memphis (11/10/17)
3-Point Att.	3	at Georgia (1/6/18)
Free Throws	4	vs. Memphis (11/10/17)
FT Att.	6	vs. Memphis (11/10/17)

2017-18 SEASON HIGHS

Points	12	vs. Memphis (11/10/17)
Rebounds	9	2x, last vs. Texas A&M (12/30/17)
Assists	4	2x, last vs. Auburn (1/17/18)
Steals	5	UCF (12/3/17)
Blocks	2	4x, last vs. South Carolina (1/9/18)
Minutes	34	UT Arlington (11/21/17)
Field Goals	5	vs. Auburn (1/17/18)
FG Att.	9	vs. Auburn (1/17/18)
3-Point FG	2	vs. Memphis (11/10/17)
3-Point Att.	3	at Georgia (1/6/18)
Free Throws	4	vs. Memphis (11/10/17)
FT Att.	6	vs. Memphis (11/10/17)

MISCELLANEOUS STATS

CATEGORY	2017-18	CAREER
Double-digit scoring	2	2
20+ point games		
Double-digit rebounding		
Double-doubles		
Led UA in scoring		
Led UA in rebounding	3	3
Led UA in three-pointers		
Led UA in assists	3	3
Led UA in steals	4	4
Led UA in blocks		
5+ assist games		
3+ three-pointers		
3+ steal games	4	4
3+ block games		

2017-18 (FRESHMAN SEASON)

- Leads the team and ranks fourth in the league in steals (28) while ranking first on the team in charges taken (17)
- Made his collegiate debut in the season opener against Memphis (11/10), earning the start and finished with 12 points and five rebounds in 27 minutes
- Scored six points and snatched three rebounds in the home opener against the Lipscomb (11/14)
- Grabbed a team-high eight rebounds to go along with seven points and three assists against Alabama A&M (11/17)
- Turned in an outstanding effort on both sides of the court, totaling seven points, nine rebounds and four steals to go along with drawing four charges vs. UT Arlington (11/21)
- Put up six points and five rebounds to go along with two steals in 20 minutes off the bench vs. Louisiana Tech (11/29)
- Led the team with season highs in steals (5) and assists (4) while scoring four points against UCF (12/3)
- Led the team in rebounds (9) while totaling four points, two assists and one block vs. then-No. 5 Texas A&M
- Scored six points to go along with three rebounds, two blocks and one assist vs. Vanderbilt (1/2)
- Led the team in steals (4) while adding five points, five rebounds, two assists and two blocks vs. South Carolina (1/9)
- Scored five points to go along with six rebounds and two steals against LSU (1/13)
- **Led the team in steals (4) and assists (4) while totaling 11 points, seven rebounds and a block vs. No. 17 Auburn (1/17)**
- Played under his father, Walter Sr., at Sunshine before the school closed in 2015
- Ranked the No. 30 shooting guard in the nation according to 247Sports.com
- No. 71 prospect in the country according to Rivals.com
- Ranked the No. 2 prospect in the state of Alabama by Hoopseen.com
- A three-time first-team all-state honoree (ASWA)
- Earned 1A Honorable Mention All-State Team honors in 2015 and 3A second team all-state honors in 2016
- Selected as the 4A State Player of the Year and named to the Class 4A All-State first team as a senior (ASWA)
- Led his team to the 2017 state championship and was the Most Outstanding Player of the tournament
- Averaged 16.5 points, 8.2 rebounds and 4.0 assists per game as a senior
- Selected to play in the 2017 Alabama-Mississippi All-Star Game alongside Alex Reese (Alabama) and Galin Smith (Mississippi)



JONES' 2017-18 GAME-BY-GAME STATS

Opponent	Date	GS	Min	FG	FGA	Pct	3FG	FGA	Pct	FT	FTA	Pct	Off	Def	Tot	Avg	PF	A	TO	Blk	Stl	Pts	Avg
vs. Memphis	11/10	*	27	3	8	.375	2	2	1.000	4	6	.667	1	4	5	5.0	3	1	3	2	2	12	12.0
LIPSCOMB	11/14		25	2	4	.5000	0	1	.000	2	2	1.000	0	3	3	4.0	4	0	0	1	0	6	9.0
ALABAMA A&M	11/17		23	2	6	.333	0	1	.000	3	4	.750	3	5	8	5.3	2	3	0	0	0	7	8.3
UT ARLINGTON	11/21		34	3	3	1.000	1	1	1.000	0	0	.000	0	9	9	6.3	4	3	4	0	4	7	8.0
vs. BYU	11/24		22	1	3	.333	0	0	.000	1	2	.500	1	3	4	5.7	2	3	3	1	1	3	7.0
vs. Minnesota	11/25	*	8	0	1	.000	0	0	.000	2	2	1.000	0	0	0	4.8	1	0	2	0	0	2	6.2
LOUISIANA TECH	11/29		20	2	7	.286	0	1	.000	2	4	.500	2	3	5	4.9	5	1	4	0	2	6	6.1
UCF	12/3	*	27	2	4	.500	0	0	.000	0	2	.000	0	1	1	4.4	2	4	3	0	5	4	5.9
RHODE ISLAND	12/6		31	2	2	1.000	0	0	.000	0	0	.000	0	3	3	4.2	4	1	2	0	1	4	5.7
at Arizona	12/9		14	0	1	.000	0	0	.000	0	0	.000	0	0	0	3.8	5	2	1	0	1	0	5.1
vs. Mercer	12/19		8	0	1	.000	0	0	.000	0	0	.000	0	0	0	3.5	1	2	1	0	0	0	4.6
TEXAS	12/22		8	0	1	.000	0	0	.000	1	2	.500	0	1	1	3.3	2	0	0	0	1	1	4.3
TEXAS A&M*	12/30		21	2	3	.667	0	0	.000	0	2	.000	2	7	9	3.7	2	2	1	1	0	4	4.3
at Vanderbilt*	1/2		21	3	8	.375	0	0	.000	0	0	.000	2	1	3	3.6	2	1	1	2	0	6	4.4
at Georgia*	1/6	*	29	2	7	.286	0	3	.000	0	0	.000	0	4	4	3.7	2	0	3	2	1	4	4.4
SOUTH CAROLINA*	1/9	*	25	2	3	.667	1	1	1.000	0	0	.000	1	4	5	3.8	0	2	1	2	4	5	4.4
at LSU*	1/13	*	25	2	4	.500	1	1	1.000	0	0	.000	3	3	6	3.9	1	0	2	0	2	5	4.5
AUBURN*	1/17	*	25	5	9	.556	0	0	.000	1	2	.500	1	6	7	4.1	5	4	2	1	4	11	4.8
MISSISSIPPI STATE*																							
at Ole Miss*																							
OKLAHOMA																							
MISSOURI*																							
at Florida*																							
at Mississippi State*																							
TENNESSEE*																							
LSU*																							
at Kentucky*																							
at Auburn*																							
ARKANSAS*																							
FLORIDA*																							
at Texas A&M*																							

* indicates Southeastern Conference opponent

JONES' CAREER STATS

YEAR	GP	GS	MIN	AVG	FG	FGA	PCT	3FG	3FGA	PCT	FT	FTA	PCT	OFF	DEF	TOT	AVG	PF	FO	AST	TO	BLK	STL	PTS	AVG
2017-18	18	6	393	21.8	33	75	.440	5	11	.455	16	28	.571	16	56	72	4.0	47	3	29	33	12	28	87	4.8
TOTAL	18	6	393	21.8	33	75	.440	5	11	.455	16	28	.571	16	56	72	4.0	47	3	29	33	12	28	87	4.8

JONES' CAREER SEC STATS

YEAR	GP	GS	MIN	AVG	FG	FGA	PCT	3FG	3FGA	PCT	FT	FTA	PCT	OFF	DEF	TOT	AVG	PF	FO	AST	TO	BLK	STL	PTS	AVG
2017-18	6	4	146	24.3	16	34	.471	2	5	.400	1	4	.250	9	24	33	5.5	12	1	9	10	8	11	35	5.8
TOTAL	6	4	146	24.3	16	34	.471	2	5	.400	1	4	.250	9	24	33	5.5	12	1	9	10	8	11	35	5.8



12 Dazon Ingram

SOPHOMORE

Guard • 6-5 • 207 • Theodore, Ala.
Theodore HS

CAREER HIGHS

Points	22	2x, last vs. Louisiana Tech (11/29/17)
Rebounds	14	Rhode Island (12/6/17)
Assists	7	2x, last at LSU (1/14/17)
Steals	5	Auburn (2/4/17)
Blocks	3	at Vanderbilt (1/2/18)
Minutes	37	2x, last vs. Rhode Island (12/6/17)
Field Goals	9	Ole Miss (3/1/17)
FG Att.	12	4x, last vs. Texas A&M (12/30/17)
3-Point FG	3	2x, last at Missouri (2/15/17)
3-Point Att.	6	Texas A&M (12/30/17)
Free Throws	13	Louisiana Tech (11/29/17)
FT Att.	17	Louisiana Tech (11/29/17)

2017-18 SEASON HIGHS

Points	22	Louisiana Tech (11/29/17)
Rebounds	14	Rhode Island (12/6/17)
Assists	6	at Arizona (12/9/17)
Steals	3	2x, last vs. LSU (1/13/18)
Blocks	3	at Vanderbilt (1/2/18)
Minutes	37	Rhode Island (12/6/17)
Field Goals	6	Lipscomb (11/14/17)
FG Att.	12	Texas A&M (12/30/17)
3-Point FG	1	4x, last vs. Texas A&M (12/30/17)
3-Point Att.	6	Texas A&M (12/30/17)
Free Throws	13	Louisiana Tech (11/29/17)
FT Att.	17	Louisiana Tech (11/29/17)

MISCELLANEOUS STATS

CATEGORY	2017-18	CAREER
Double-digit scoring	11	32
20+ point games	2	3
Double-digit rebounding	2	4
Double-doubles	2	4
Led UA in scoring	1	10
Led UA in rebounding	7	7
Led UA in three-pointers	1	6
Led UA in assists	7	28
Led UA in steals	5	19
Led UA in blocks	2	7
5+ assist games	3	12
3+ three-pointers	2	5
3+ steal games	2	5
3+ block games	1	1

2017-18 (SOPHOMORE SEASON)

- Ranks second on the team in assists per game (2.9)
- Matched his career high and tied for the team lead with 22 points against Louisiana Tech (11/29)
- Also led the team in rebounds against the Bulldogs with nine
- Went 11-for-15 from the free-throw line to collect 20 points, his second career 20-point game, along with five assists and five rebounds in the season opener against Memphis (11/10)
- Recorded a double-double with 10 points and a career-high 14 rebounds while delivering two assists in the win against URI (12/6)
- Registered his second double-double of the season by leading the team in four categories including points (18), rebounds (10), assists (3) and steals (3), while adding one block at LSU (1/13)
- Went 10-of-13 from the free throw line to total 16 points while adding three rebounds, two assists and two steals vs. No. 17 Auburn (1/17)
- Was one of four players to score in double digits, collecting 13 points on 6-for-8 shooting from the field, while collecting a season-best seven rebounds and matched season-high with five assists vs. Lipscomb (11/14)
- Collected 10 points and six rebounds while totaling four assists in the win against Alabama A&M (11/17)
- Dropped 13 points to go along with three assists and three rebounds vs. BYU (11/24)
- Recorded season-highs in assists (6) and steals (2) while totaling 10 points and seven rebounds at Arizona (12/9)
- Scored four points and totaled two rebounds and three assists in 25 minutes against then-No. 14 Minnesota (11/25)
- Led the team in rebounds (8) and went 5-of-6 from the free throw line to total 11 points in the win against Mercer (12/19)
- Led UA in rebounds (8) while totaling six points and three assists vs. Texas (12/22)
- Led the team in assists (3) and steals (3) while scoring 16 points and snatching six rebounds vs. then-No. 5 Texas A&M (12/30)
- Recorded a career-high three blocks and led the team in rebounds (6), while adding nine points and two assists vs. Vanderbilt (1/2)



INGRAM'S 2017-18 GAME-BY-GAME STATS

Opponent	Date	GS	Min	FG	FGA	Pct	3FG	FGA	Pct	FT	FTA	Pct	Off	Def	Tot	Avg	PF	A	TO	Blk	Stl	Pts	Avg
vs. Memphis	11/10	*	33	4	10	.400	1	3	.333	11	15	.733	0	5	5	5.0	4	5	3	0	1	20	20.0
LIPSCOMB	11/14	*	27	6	8	.750	0	0	.000	1	3	.333	0	7	7	6.0	2	5	4	1	1	13	16.5
ALABAMA A&M	11/17	*	22	4	6	.667	1	2	.500	1	3	.333	1	5	6	6.0	3	4	3	1	1	10	14.3
UT ARLINGTON	11/21	*	29	1	4	.250	0	1	.000	4	8	.500	1	3	4	5.5	1	1	2	1	1	6	12.3
vs. BYU	11/24	*	31	5	9	.556	0	2	.000	3	4	.750	1	2	3	4.8	2	3	1	0	0	13	12.4
vs. Minnesota	11/25		25	2	5	.400	0	1	.000	0	1	.000	0	2	2	4.5	5	3	2	1	1	4	11.0
LOUISIANA TECH	11/29	*	32	4	7	.571	1	1	1.000	13	17	.765	1	8	9	5.1	2	0	3	0	0	22	12.6
UCF	12/3	*	33	2	6	.333	0	0	.000	2	2	1.000	2	5	7	5.4	3	4	3	0	0	6	11.8
RHODE ISLAND	12/6	*	37	2	6	.333	0	1	.000	6	11	.545	3	10	14	6.3	3	2	4	0	0	10	11.6
at Arizona	12/9	*	34	2	10	.200	1	2	.500	5	6	.833	0	7	7	6.4	4	6	0	0	2	10	11.4
vs. Mercer	12/19	*	30	3	10	.300	0	4	.000	5	6	.833	3	5	8	6.5	5	1	2	0	2	11	11.4
TEXAS	12/22	*	34	2	8	.250	0	1	.000	2	2	1.000	0	8	8	6.7	0	3	2	0	1	6	10.9
TEXAS A&M*	12/30	*	30	5	12	.417	1	6	.167	5	6	.833	0	6	6	6.6	3	3	3	0	3	16	11.3
at Vanderbilt*	1/2	*	29	2	4	.500	0	1	.000	5	6	.833	0	6	6	6.6	1	2	3	0	0	9	11.1
at Georgia*	1/6																						
SOUTH CAROLINA*	1/9		17	1	4	.250	0	1	.000	2	2	1.000	0	3	3	6.3	1	2	1	0	0	4	10.7
at LSU*	1/13	*	32	4	5	.800	0	1	.000	10	10	1.000	0	10	10	6.6	2	3	1	1	3	18	11.1
AUBURN*	1/17	*	35	3	10	.300	0	1	.000	10	13	.769	0	3	3	6.4	3	2	5	0	2	16	11.4
MISSISSIPPI STATE*																							
at Ole Miss*																							
OKLAHOMA																							
MISSOURI*																							
at Florida*																							
at Mississippi State*																							
TENNESSEE*																							
LSU*																							
at Kentucky*																							
at Auburn*																							
ARKANSAS*																							
FLORIDA*																							
at Texas A&M*																							

* indicates Southeastern Conference opponent

INGRAM'S CAREER STATS

YEAR	GP	GS	MIN	AVG	FG	FGA	PCT	3FG	3FGA	PCT	FT	FTA	PCT	OFF	DEF	TOT	AVG	PF	FO	AST	TO	BLK	STL	PTS	AVG
2015-16	7	7	179	25.6	20	37	.541	1	2	.500	13	22	.591	6	35	41	5.9	24	2	23	24	3	8	54	7.7
2016-17	34	34	934	27.5	118	227	.520	21	49	.429	103	156	.660	35	117	152	4.5	89	4	113	85	8	30	360	10.6
2017-18	17	15	510	30.0	52	124	.419	5	28	.179	85	115	.739	12	96	108	6.4	44	2	49	41	8	18	194	11.4
TOTAL	58	56	1623	28.0	190	388	.490	27	79	.342	201	293	.686	53	248	301	5.2	157	8	185	150	19	56	608	10.5

INGRAM'S CAREER SEC STATS

YEAR	GP	GS	MIN	AVG	FG	FGA	PCT	3FG	3FGA	PCT	FT	FTA	PCT	OFF	DEF	TOT	AVG	PF	FO	AST	TO	BLK	STL	PTS	AVG
2015-16																									
2016-17	18	18	497	27.6	58	118	.492	13	26	.500	63	97	.649	17	63	80	4.4	50	3	55	55	4	16	192	10.7
2017-18	5	4	143	28.6	15	35	.429	1	10	.100	32	37	.865	0	28	28	5.6	10	0	12	12	4	8	63	12.6
TOTAL	23	22	640	27.8	73	153	.477	14	36	.389	95	134	.709	17	91	108	4.7	60	3	67	67	8	24	255	11.1



22 Ar'Mond Davis

SENIOR

Guard • 6-6 • 202 • Tacoma, Wash.
Foss HS

CAREER HIGHS

Points	19	at South Carolina (2/7/17)
Rebounds	5	Georgia (2/23/17)
Assists	1	4X, last vs. Richmond (3/14/17)
Steals	2	2X, last at Texas A&M (2/25/17)
Blocks	2	at Arkansas (2/1/17)
Minutes	38	at South Carolina (2/7/17)
Field Goals	7	Georgia (2/23/17)
FG Att.	18	Georgia (2/23/17)
3-Point FG	5	Ball State (11/18/16)
3-Point Att.	9	Georgia (2/23/17)
Free Throws	6	at Arkansas (2/1/17)
FT Att.	6	2X, last at South Carolina (2/7/17)

2017-18 SEASON HIGHS

Points	
Rebounds	
Assists	
Steals	
Blocks	
Minutes	
Field Goals	
FG Att.	
3-Point FG	
3-Point Att.	
Free Throws	
FT Att.	

MISCELLANEOUS STATS

CATEGORY	2017-18	CAREER
Double-digit scoring		10
20+ point games		
Double-digit rebounding		
Double-doubles		
Led UA in scoring		3
Led UA in rebounding		
Led UA in three-pointers		7
Led UA in assists		
Led UA in steals		5
Led UA in blocks		1
5+ assist games		
3+ three-pointers		5
3+ steal games		
3+ block games		

2017-18 (SENIOR SEASON)

- Sidelined and has yet to see any action
- Played in 32 contests in 2016-17 season
- Ranked fourth on the team in made three-pointers (32) and was third in threes attempted (129)
- Was fifth on the team in scoring (6.9 ppg)
- Finished the year with 10 double-figure scoring contests on the season
- Collected career-highs in scoring (19 pts), minutes played (38), field goals (6), field goals attempted (12), and free throws attempted (6) in Alabama's 40T victory over South Carolina (2/7)
- Recorded 15 points in the Tide's win over LSU (2/18)
- Established new career-highs in rebounds (5), made field goals (7), field goals attempted (18) and three-pointers attempted (9), while leading Alabama in scoring (17 pts) against Georgia (2/23)
- Registered 17 points on 6-of-11 shooting from the floor and five treys in the Tide's victory over Ball State (11/18)
- Provided a second half spark to lead a come-from-behind win over Vanderbilt (1/7), scoring 12 points on three treys in just 14 minutes of action – all coming in the final 20 minutes of play
- Finished with 11 points while recording two steals at Texas A&M (2/25)
- Led Alabama in blocks (2), while registering a career-high in free-throws made (6) and attempted (6) to finish with 10 points at Arkansas (2/1)
- Reached double figures with 10 points against No. 23 Florida (1/10)
- Scored 10 points in 14 minutes of play in the win over Charleston Southern (11/29)
- Reached double figures with 10 points against Oregon (12/11)
- Recorded seven points in seven minutes of play against Dayton (11/15)
- Scored his first career points (3) at Alabama in the Crimson Tide's season opener against Coastal Carolina (11/11)
- Tallied his first career assist at Alabama in the Tide's win over Saint Louis (11/23)



DAVIS' 2017-18 GAME-BY-GAME STATS

Opponent	Date	GS	Min	FG	FGA	Pct	3FG	FGA	Pct	FT	FTA	Pct	Off	Def	Tot	Avg	PF	A	TO	Blk	Stl	Pts	Avg
vs. Memphis	11/10																						
LIPSCOMB	11/14																						
ALABAMA A&M	11/17																						
UT ARLINGTON	11/21																						
vs. BYU	11/24																						
vs. Minnesota	11/25																						
LOUISIANA TECH	11/29																						
UCF	12/3																						
RHODE ISLAND	12/6																						
at Arizona	12/9																						
vs. Mercer	12/19																						
TEXAS	12/22																						
TEXAS A&M*	12/30																						
at Vanderbilt*	1/2																						
at Georgia*	1/6																						
SOUTH CAROLINA*	1/9																						
at LSU*	1/13																						
AUBURN*	1/17																						
MISSISSIPPI STATE*																							
at Ole Miss*																							
OKLAHOMA																							
MISSOURI*																							
at Florida*																							
at Mississippi State*																							
TENNESSEE*																							
LSU*																							
at Kentucky*																							
at Auburn*																							
ARKANSAS*																							
FLORIDA*																							
at Texas A&M*																							

* indicates Southeastern Conference opponent

DAVIS' CAREER STATS

YEAR	GP	GS	MIN	AVG	FG	FGA	PCT	3FG	3FGA	PCT	FT	FTA	PCT	OFF	DEF	TOT	AVG	PF	FO	AST	TO	BLK	STL	PTS	AVG
2016-17	32	0	440	13.8	67	202	.332	32	120	.267	27	33	.818	7	40	47	1.5	22	0	4	20	2	13	193	6.0
2017-18	0	0	0	0.0	0	0	.000	0	0	.000	0	0	.000	0	0	0	0.0	0	0	0	0	0	0	0.0	
TOTAL	32	0	440	13.8	67	202	.332	32	120	.267	27	33	.818	7	40	47	1.5	22	0	4	20	2	13	193	6.0

DAVIS' CAREER SEC STATS

YEAR	GP	GS	MIN	AVG	FG	FGA	PCT	3FG	3FGA	PCT	FT	FTA	PCT	OFF	DEF	TOT	AVG	PF	FO	AST	TO	BLK	STL	PTS	AVG
2016-17	16	0	238	14.9	39	108	.361	19	65	.292	17	21	.810	5	18	23	1.4	16	0	0	9	2	7	114	7.1
2017-18	0	0	0	0.0	0	0	.000	0	0	.000	0	0	.000	0	0	0	0.0	0	0	0	0	0	0	0.0	
TOTAL	16	0	238	14.9	39	108	.361	19	65	.292	17	21	.810	5	18	23	1.4	16	0	0	9	2	7	114	7.1



23 John Petty

FRESHMAN

Guard • 6-5 • 195 • Huntsville, Ala.
Mae Jemison HS

CAREER HIGHS

Points	30	Alabama A&M (11/17/17)
Rebounds	6	Lipscomb (11/14/17)
Assists	4	2x, last vs. Rhode Island (12/6/17)
Steals	2	vs. BYU (11/24/17)
Blocks	2	Texas A&M (12/30/17)
Minutes	35	at Arizona (12/9/17)
Field Goals	10	Alabama A&M (11/17/17)
FG Att.	14	3x, last vs. Auburn (1/17/18)
3-Point FG	10	Alabama A&M (11/17/17)
3-Point Att.	13	2x, last vs. Auburn (1/17/18)
Free Throws	3	Rhode Island (12/6/17)
FT Att.	5	Rhode Island (12/6/17)

2017-18 SEASON HIGHS

Points	30	Alabama A&M (11/17/17)
Rebounds	6	Lipscomb (11/14/17)
Assists	4	2x, last vs. Rhode Island (12/6/17)
Steals	2	vs. BYU (11/24/17)
Blocks	2	Texas A&M (12/30/17)
Minutes	35	at Arizona (12/9/17)
Field Goals	10	Alabama A&M (11/17/17)
FG Att.	14	3x, last vs. Auburn (1/17/18)
3-Point FG	10	Alabama A&M (11/17/17)
3-Point Att.	13	2x, last vs. Auburn (1/17/18)
Free Throws	3	Rhode Island (12/6/17)
FT Att.	5	Rhode Island (12/6/17)

MISCELLANEOUS STATS

CATEGORY	2017-18	CAREER
Double-digit scoring	12	12
20+ point games	2	2
Double-digit rebounding		
Double-doubles		
Led UA in scoring	6	6
Led UA in rebounding		
Led UA in three-pointers	13	13
Led UA in assists	3	3
Led UA in steals	1	1
Led UA in blocks	1	1
5+ assist games		
3+ three-pointers	8	8
3+ steal games		
3+ block games		

2017-18 (FRESHMAN SEASON)

- Is tied for second in the league in three-pointers made (54) and threes made per game (3.0)
- A two-time SEC freshman of the week (Nov. 20 and Jan. 1), to become the first Alabama player to achieve the feat since JaMychal Green in 2009
- Set a new school record by knocking down 10 three-pointers to total a team-high 30 points against Alabama A&M (11/17)
- Petty's 10 three-pointers tied for fourth all-time in Southeastern Conference history while his percentage (76.9, 10-of-13) was the highest in league history by any player who has made at least 10 threes in a game
- Drilled 8-of-13 three pointers from beyond the arc to score a game-high 27 points while adding two assists and a rebound vs. No. 17 Auburn (1/17)
- Made his first collegiate start in the season opener against Memphis (11/10) and finished with 11 points – all coming in the second half – in 29 minutes
- Was one of four players to score in double digits, totaling 14 points, while adding three assists and six rebounds in the home opener against Lipscomb (11/14)
- Shot 4-of-7 from deep to reach double digits (16 points) in 34 minutes in the win against BYU (11/24)
- Totaled 12 points, one steal and one assist against UCF (12/3)
- Led the team in assists (4) and reached double figures with 12 points in the win against Rhode Island (12/6)
- Dropped 18 points to go along with four rebounds, three assists, one block and one steal vs. Mercer (12/19)
- Scored a team-high 14 points to go along with two rebounds and one assist against Texas (12/22)
- Scored a team-high 18 points on 5-of-9 shooting from beyond the arc to go along with three assists, two blocks and four rebounds against then-No. 5 Texas A&M (12/30)
- Led the team with 15 points to go along with four rebounds, three assists and one steal vs. South Carolina (1/9)
- Played his first three years at J.O. Johnson High School under Jack Doss before finishing his high school career at Jemison High School in Huntsville
- A consensus five-star recruit and a top-30 player in the nation
- Named Mr. Basketball for the state of Alabama in both 2016 and 2017, just the third person in the award's history to win it twice
- The top player in the state, the No. 3 shooting guard in the southern region and top shooting guard in Alabama according to Scout.com
- Listed at No. 21 in the ESPN.com Top 100 prospects
- Two-time Gatorade Alabama Player of the Year and named Huntsville Region Player of the Year in 2016 and 2017
- Won three consecutive state championships while taking home state tournament MVP honors for three straight seasons
- Selected to play in 2017 Jordan Brand Classic National All-Star Game alongside teammate Collin Sexton



PETTY'S 2017-18 GAME-BY-GAME STATS

Opponent	Date	GS	Min	FG	FGA	Pct	3FG	FGA	Pct	FT	FTA	Pct	Off	Def	Tot	Avg	PF	A	TO	Blk	Stl	Pts	Avg
vs. Memphis	11/10	*	29	4	14	.289	3	10	.300	0	0	.000	1	0	1	1.0	3	2	0	0	0	11	11.0
LIPSCOMB	11/14	*	33	6	11	.545	2	7	.286	0	2	.000	0	6	6	3.5	0	3	3	0	0	14	12.5
ALABAMA A&M	11/17	*	26	10	13	.769	10	13	.769	0	0	.000	0	4	4	3.7	0	1	4	0	0	30	18.3
UT ARLINGTON	11/21	*	32	3	11	.273	2	10	.200	0	0	.000	1	1	2	3.3	1	2	4	0	1	8	15.8
vs. BYU	11/24	*	34	6	12	.500	4	7	.571	0	0	.000	0	1	1	2.9	1	1	1	1	2	16	15.8
vs. Minnesota	11/25	*	23	2	6	.333	1	4	.250	0	0	.000	1	1	2	2.7	0	0	2	1	0	5	14.0
LOUISIANA TECH	11/29	*	19	1	3	.333	0	2	.000	0	0	.000	0	3	3	2.7	1	4	2	0	1	2	12.3
UCF	12/3	*	33	4	12	.333	2	9	.222	2	4	.500	0	0	0	2.4	1	1	2	0	1	12	12.3
RHODE ISLAND	12/6	*	34	4	9	.200	1	5	.200	3	5	.600	1	1	2	2.3	0	4	5	0	0	12	12.2
at Arizona	12/9	*	35	4	13	.308	4	10	.400	1	2	.500	0	3	3	2.4	2	3	1	0	0	13	12.3
vs. Mercer	12/19	*	32	6	14	.429	4	11	.364	2	4	.500	0	4	4	2.5	0	3	2	1	1	18	12.8
TEXAS	12/22	*	28	5	11	.455	2	6	.333	2	3	.667	0	2	2	2.5	1	1	3	0	0	14	12.9
TEXAS A&M*	12/30	*	32	6	10	.600	5	9	.556	1	1	1.000	0	4	4	2.6	1	3	2	2	0	18	13.3
at Vanderbilt*	1/2	*	28	1	6	.167	0	3	.000	0	0	.000	0	1	1	2.5	0	1	1	0	1	2	12.5
at Georgia*	1/6	*	29	1	8	.125	1	7	.143	0	0	.000	0	0	0	2.3	0	1	0	1	1	3	11.9
SOUTH CAROLINA*	1/9		26	5	8	.625	3	6	.500	2	2	1.000	1	3	4	2.4	2	3	3	0	1	15	12.1
at LSU*	1/13		26	2	8	.250	2	7	.286	0	0	.000	0	1	1	2.4	1	0	1	0	1	6	11.7
AUBURN*	1/17	*	33	9	14	.643	8	13	.615	1	2	.500	0	1	1	2.3	1	2	3	0	0	27	12.6
MISSISSIPPI STATE*																							
at Ole Miss*																							
OKLAHOMA																							
MISSOURI*																							
at Florida*																							
at Mississippi State*																							
TENNESSEE*																							
LSU*																							
at Kentucky*																							
at Auburn*																							
ARKANSAS*																							
FLORIDA*																							
at Texas A&M*																							

* indicates Southeastern Conference opponent

PETTY'S CAREER STATS

YEAR	GP	GS	MIN	AVG	FG	FGA	PCT	3FG	3FGA	PCT	FT	FTA	PCT	OFF	DEF	TOT	AVG	PF	FO	AST	TO	BLK	STL	PTS	AVG
2017-18	18	16	532	29.6	79	183	.432	54	139	.388	14	25	.560	5	36	41	2.3	15	0	35	39	6	10	226	12.6
TOTAL	18	16	532	29.6	79	183	.432	54	139	.388	14	25	.560	5	36	41	2.3	15	0	35	39	6	10	226	12.6

PETTY'S CAREER SEC STATS

YEAR	GP	GS	MIN	AVG	FG	FGA	PCT	3FG	3FGA	PCT	FT	FTA	PCT	OFF	DEF	TOT	AVG	PF	FO	AST	TO	BLK	STL	PTS	AVG
2017-18	6	4	174	29.0	24	54	.444	19	45	.422	4	5	.800	1	10	11	1.8	5	0	10	10	3	4	71	11.8
TOTAL	6	4	174	29.0	24	54	.444	19	45	.422	4	5	.800	1	10	11	1.8	5	0	10	10	3	4	71	11.8



24 Lawson Schaffer

JUNIOR

Guard • 5-11 • 168 • Cullman, Ala.
Cullman HS

CAREER HIGHS

Points	5	2x last vs. Memphis (11/10/17)
Rebounds	2	at Georgia (3/5/16)
Assists	4	Alabama A&M (11/17/17)
Steals	1	7x, last at Georgia (1/6/18)
Blocks		
Minutes	11	vs. Memphis (11/10/17)
Field Goals	2	vs. Memphis (11/10/17)
FG Att.	3	2x, last vs. Memphis (11/10/17)
3-Point FG	1	8x, last vs. Alabama A&M (11/17/17)
3-Point Att.	3	Missouri (2/6/16)
Free Throws	2	3x, last vs. Mississippi State (3/9/17)
FT Att.	2	4x, last vs. Mississippi State (3/9/17)

2017-18 SEASON HIGHS

Points	5	vs. Memphis (11/10/17)
Rebounds		
Assists	4	Alabama A&M (11/17/17)
Steals	1	3x, last at Georgia (1/6/18)
Blocks		
Minutes	11	vs. Memphis (11/10/17)
Field Goals	2	vs. Memphis (11/10/17)
FG Att.	3	vs. Memphis (11/10/17)
3-Point FG	1	2x, last vs. Alabama A&M (11/17/17)
3-Point Att.	2	2x, last vs. Alabama A&M (11/17/17)
Free Throws		
FT Att.		

MISCELLANEOUS STATS

CATEGORY	2016-17	CAREER
Double-digit scoring		
20+ point games		
Double-digit rebounding		
Double-doubles		
Led UA in scoring		
Led UA in rebounding		
Led UA in three-pointers		
Led UA in assists		
Led UA in steals		
Led UA in blocks		
5+ assist games		
3+ three-pointers		
3+ steal games		
3+ block games		

2017-18 (JUNIOR SEASON)

- Played a career-high 11 minutes off the bench and tied his career high with five points in the season opener against Memphis (11/10)
- Recorded a steal in the final two minutes of the home opener against Lipscomb (11/14)
- Hit a three-pointer to go along with a career-high four assists in nine minutes off the bench against Alabama A&M (11/17)
- Played in 17 games during the 2016-17 season including each of the last seven contests of the year
- Went 4-of-8 (.500) from beyond the arc and hit all four of his free throw attempts last year
- Saw extended minutes in the win over Ole Miss (3/1), playing a season high five minutes and finished with three points and one rebound
- Played three minutes against Mississippi State (3/9) and knocked down a three-pointer and two free throws for a career-high five points
- Matched a season-high in assists (2) in Alabama's win over LSU (2/18)
- Tallied a season-high in assists (2) against Arkansas (2/1)
- Registered his first rebound of the season (1) in Alabama's win over Georgia (1/25)
- Hit a three-pointer and collected first steal of the season in the Tide's win over Stetson (12/29)
- Scored three points in Alabama's victory over Charleston Southern (11/29)
- Tallied first assist (1) of the season in Alabama's victory over Arkansas State (12/21)
- Earned the Commitment to Service Award



SCHAFER'S 2017-18 GAME-BY-GAME STATS

Opponent	Date	GS	Min	FG	FGA	Pct	3FG	FGA	Pct	FT	FTA	Pct	Off	Def	Tot	Avg	PF	A	TO	Blk	Stl	Pts	Avg
vs. Memphis	11/10		11	2	3	.667	1	2	.500	0	0	.000	0	0	0	0.0	2	2	0	0	1	5	5.0
LIPSCOMB	11/14		2	0	0	.000	0	0	.000	0	0	.000	0	0	0	0.0	0	0	1	0	1	0	2.5
ALABAMA A&M	11/17		9	1	2	.500	1	2	.500	0	0	.000	0	0	0	0.0	1	4	2	0	0	3	2.7
UT ARLINGTON	11/21								DNP														
vs. BYU	11/24								DNP														
vs. Minnesota	11/25								DNP														
LOUISIANA TECH	11/29								DNP														
UCF	12/3								DNP														
RHODE ISLAND	12/6								DNP														
at Arizona	12/9								DNP														
vs. Mercer	12/19								DNP														
TEXAS	12/22								DNP														
TEXAS A&M*	12/30	2		0	0	.000	0	0	.000	0	0	.000	0	0	0	0	1	1	0	0	0	0	2.0
at Vanderbilt*	1/2								DNP														
at Georgia*	1/6	3		0	0	.000	0	0	.000	0	0	.000	0	0	0	0.0	0	0	2	0	1	0	1.6
SOUTH CAROLINA*	1/9								DNP														
at LSU*	1/13								DNP														
AUBURN*	1/17	1		0	0	.000	0	0	.000	0	0	.000	0	0	0	0	0	0	0	0	0	0	1.3
MISSISSIPPI STATE*																							
at Ole Miss*																							
OKLAHOMA																							
MISSOURI*																							
at Florida*																							
at Mississippi State*																							
TENNESSEE*																							
LSU*																							
at Kentucky*																							
at Auburn*																							
ARKANSAS*																							
FLORIDA*																							
at Texas A&M*																							


* indicates Southeastern Conference opponent

SCHAFER'S CAREER STATS

YEAR	GP	GS	MIN	AVG	FG	FGA	PCT	3FG	3FGA	PCT	FT	FTA	PCT	OFF	DEF	TOT	AVG	PF	FO	AST	TO	BLK	STL	PTS	AVG
2015-16	16	0	32	2.0	2	10	.200	2	9	.222	2	4	.500	2	0	2	0.1	3	0	2	1	0	1	8	0.5
2016-17	17	0	28	1.6	4	10	.400	4	8	.500	4	4	1.000	1	3	4	0.2	1	0	5	1	0	3	16	0.9
2017-18	6	0	28	4.7	3	5	.600	2	4	.500	0	0	.000	0	0	0	0.0	4	0	7	5	0	3	8	1.3
TOTAL	39	0	88	2.3	9	25	.360	8	21	.381	6	8	.750	3	3	6	0.2	8	0	14	7	0	7	32	0.8

SCHAFER'S CAREER SEC STATS

YEAR	GP	GS	MIN	AVG	FG	FGA	PCT	3FG	3FGA	PCT	FT	FTA	PCT	OFF	DEF	TOT	AVG	PF	FO	AST	TO	BLK	STL	PTS	AVG
2015-16	9	0	19	2.1	2	7	.286	2	7	.286	2	4	.500	2	0	2	0.2	2	0	2	1	0	0	8	0.9
2016-17	7	0	13	1.9	1	4	.250	1	3	.333	2	2	1.000	1	3	4	0.6	1	0	4	1	0	0	5	0.7
2017-18	3	0	6	2.0	0	0	.000	0	0	.000	0	0	.000	0	0	0	0.0	1	0	1	2	0	1	0	0.0
TOTAL	19	0	38	2.0	3	11	.273	3	10	.300	4	6	.667	3	3	6	0.3	4	0	7	4	0	1	13	0.7



25 Braxton Key

SOPHOMORE

Forward • 6-8 • 225 • Charlotte, N.C.
Oak Hill Academy

CAREER HIGHS

Points	26	at Georgia (1/26/17)
Rebounds	11	Vanderbilt (1/7/17)
Assists	7	LSU (2/18/17)
Steals	4	at Vanderbilt (1/2/18)
Blocks	2	7X, last vs. Mississippi State (3/9/17)
Minutes	37	3X, last vs. Georgia (2/23/17)
Field Goals	8	Florida (1/10/17)
FG Att.	17	Florida (1/10/17)
3-Point FG	3	3X, last at Georgia (1/26/17)
3-Point Att.	5	5X, last at Texas A&M (2/25/17)
Free Throws	10	Mississippi State (1/28/17)
FT Att.	14	Mississippi State (1/28/17)

2017-18 SEASON HIGHS

Points	9	at Vanderbilt (1/2/18)
Rebounds	9	vs. Auburn (1/17/18)
Assists	5	vs. South Carolina (1/9/18)
Steals	4	at Vanderbilt (1/2/18)
Blocks	1	4x, last vs. Auburn (1/17/18)
Minutes	33	at Vanderbilt (1/2/18)
Field Goals	3	2x, last at LSU (1/13/18)
FG Att.	8	3x, last at LSU (1/13/18)
3-Point FG	1	at Vanderbilt (1/2/18)
3-Point Att.	4	at Georgia (1/6/18)
Free Throws	3	vs. South Carolina (1/9/18)
FT Att.	5	vs. South Carolina (1/9/18)

MISCELLANEOUS STATS

CATEGORY	2017-18	CAREER
Double-digit scoring		20
20+ point games		3
Double-digit rebounding		1
Double-doubles		
Led UA in scoring		10
Led UA in rebounding	2	7
Led UA in three-pointers		9
Led UA in assists	1	12
Led UA in steals	2	8
Led UA in blocks		9
5+ assist games	1	5
3+ three-pointers		3
3+ steal games	1	2
3+ block games		

2017-18 (SOPHOMORE SEASON)

- Sidelined with a knee injury for the first 10 games of the season
- In conference games only, he ranks sixth with 1.8 steals per contest
- Made his sophomore debut at the Rocket City Classic against Mercer (12/19) and led the team in steals (2) while collecting four rebounds and two assists
- Registered a career-high four steals and led the team in rebounds (6), while adding a season-high nine points, three assists and one block vs. Vanderbilt (1/2)
- Scored two points while totaling four rebounds, one assist and one block vs. Texas (12/22)
- Pulled down six rebounds while totaling two points, two assists and two steals vs. then-No. 5 Texas A&M (12/30)
- Led the team in assists (5) while totaling seven points, six rebounds, one block and one steal vs. South Carolina (1/9)
- Scored six points while adding four rebounds, two assists and one steal at LSU (11/13)
- Led the team with a season high of nine rebounds while totaling four points, three assists, one block and a steal vs. No. 17 Auburn (1/17)
- Selected to the 2017 SEC All-Freshman team, becoming the first Alabama player to earn the nod to the league's all-rookie team since 2014
- Was named SEC Freshman of the Week (1/30/17)
- Tabbed the team's Most Outstanding Freshman last year
- One of the most versatile players on the team a year ago, as he led Alabama in scoring 10 times, in assists in 11 games, in rebounding six times and in blocks on nine occasions
- Recipient of the Commitment to Service Award and a Student Academic Achievement Award
- Played in all 34 games starting each of the last 30 contests
- Ended the year as the team's leading scorer at 12.0 points per game
- Also topped the team in minutes (29.8 mpg), while ranking second in assists (2.5 apg) and rebounding (5.7 rpg)
- Was third on team in blocks (21) and fourth in three-point field goal percentage (.330)
- His 20 double-figure scoring games and three games of 20-plus points on the season led the team
- Set a career-high in scoring (26 pts), minutes (37), made free-throws (9) and free-throws attempted (13) in Alabama's win over Georgia (1/25/17)



KEY'S 2017-18 GAME-BY-GAME STATS

Opponent	Date	GS	Min	FG	FGA	Pct	3FG	FGA	Pct	FT	FTA	Pct	Off	Def	Tot	Avg	PF	A	TO	Blk	Stl	Pts	Avg
vs. Memphis	11/10																						
LIPSCOMB	11/14																						
ALABAMA A&M	11/17																						
UT ARLINGTON	11/21																						
vs. BYU	11/24																						
vs. Minnesota	11/25																						
LOUISIANA TECH	11/29																						
UCF	12/3																						
RHODE ISLAND	12/6																						
at Arizona	12/9																						
vs. Mercer	12/19	*	20	0	2	.000	0	1	.000	0	0	.000	2	2	4	4.0	1	2	3	0	2	0	0.0
TEXAS	12/22	*	22	1	8	.125	0	3	.000	0	0	.000	0	4	4	4.0	0	1	2	1	0	2	1.0
TEXAS A&M*	12/30	*	20	1	3	.333	0	1	.000	0	0	.000	3	3	6	4.7	4	2	0	0	2	2	1.3
at Vanderbilt*	1/2	*	33	3	8	.375	1	2	.500	2	2	1.000	1	5	6	5.0	2	3	1	1	4	9	3.3
at Georgia*	1/6	*	20	0	7	.000	0	4	.000	1	2	.500	1	4	5	5.0	1	1	1	0	0	1	2.8
SOUTH CAROLINA*	1/9	*	22	2	4	.500	0	1	.000	3	5	.360	2	4	6	5.2	3	5	3	1	1	7	3.5
at LSU*	1/13	*	24	3	8	.375	0	2	.000	0	0	.000	0	4	4	5.0	2	2	2	0	1	6	3.9
AUBURN*	1/17	*	31	1	3	.333	0	1	.000	2	2	1.000	1	8	9	5.5	1	3	3	1	1	4	3.9
MISSISSIPPI STATE*																							
at Ole Miss*																							
OKLAHOMA																							
MISSOURI*																							
at Florida*																							
at Mississippi State*																							
TENNESSEE*																							
LSU*																							
at Kentucky*																							
at Auburn*																							
ARKANSAS*																							
FLORIDA*																							
at Texas A&M*																							


* indicates Southeastern Conference opponent

KEY'S CAREER STATS

YEAR	GP	GS	MIN	AVG	FG	FGA	PCT	3FG	3FGA	PCT	FT	FTA	PCT	OFF	DEF	TOT	AVG	PF	FO	AST	TO	BLK	STL	PTS	AVG
2016-16	34	30	1012	29.8	139	321	.433	32	97	.330	97	153	.634	54	139	193	5.7	86	2	86	106	21	21	407	12.0
2017-18	8	8	192	24.0	11	43	.256	1	15	.067	8	11	.727	10	34	44	5.5	14	0	19	15	4	11	31	3.9
TOTAL	42	38	1204	28.7	150	364	.412	33	112	.295	105	164	.640	64	173	237	5.6	100	2	105	121	25	32	438	10.4

KEY'S CAREER SEC STATS

YEAR	GP	GS	MIN	AVG	FG	FGA	PCT	3FG	3FGA	PCT	FT	FTA	PCT	OFF	DEF	TOT	AVG	PF	FO	AST	TO	BLK	STL	PTS	AVG
2016-17	18	18	568	31.6	79	187	.422	20	61	.328	74	109	.679	30	80	110	6.1	50	2	46	62	9	14	252	14.0
2017-18	6	6	150	25.0	10	33	.303	1	11	.091	8	11	.727	8	28	36	6.0	13	0	16	10	3	9	29	4.8
TOTAL	24	24	718	29.9	89	220	.405	21	72	.292	82	120	.683	38	108	146	6.1	63	2	62	72	12	23	281	11.7



30 Galin Smith

FRESHMAN

Forward • 6-9 • 235 • Clinton, Miss.
Clinton HS

CAREER HIGHS

Points	10	vs. Minnesota (11/25/17)
Rebounds	8	vs. Minnesota (11/25/17)
Assists	1	Alabama A&M (11/17/17)
Steals	1	vs. Minnesota (11/25/17)
Blocks	3	2x, last vs. Auburn (1/17/18)
Minutes	29	at LSU (1/13/18)
Field Goals	4	at LSU (1/13/18)
FG Att.	5	3x, last at LSU (1/13/18)
3-Point FG		
3-Point Att.		
Free Throws	4	vs. Minnesota (11/25/17)
FT Att.	5	vs. Minnesota (11/25/17)

2017-18 SEASON HIGHS

Points	10	vs. Minnesota (11/25/17)
Rebounds	8	vs. Minnesota (11/25/17)
Assists	1	Alabama A&M (11/17/17)
Steals	1	vs. Minnesota (11/25/17)
Blocks	3	2x, last vs. Auburn (1/17/18)
Minutes	29	at LSU (1/13/18)
Field Goals	4	at LSU (1/13/18)
FG Att.	5	3x, last at LSU (1/13/18)
3-Point FG		
3-Point Att.		
Free Throws	4	vs. Minnesota (11/25/17)
FT Att.	5	vs. Minnesota (11/25/17)

MISCELLANEOUS STATS

CATEGORY	2017-18	CAREER
Double-digit scoring	1	1
20+ point games		
Double-digit rebounding		
Double-doubles		
Led UA in scoring		
Led UA in rebounding	1	1
Led UA in three-pointers		
Led UA in assists		
Led UA in steals	1	1
Led UA in blocks	4	4
5+ assist games		
3+ three-pointers		
3+ steal games		
3+ block games	2	2

2017-18 (FRESHMAN SEASON)

- Led the team in rebounds (8) and shot 3-of-5 from the floor to total 10 points, while totaling three blocks and one steal against then-No. 14 Minnesota (11/25)
- Made collegiate debut and finished with two points and two rebounds in 13 minutes off the bench in the season opener against Memphis (11/10)
- Collected five points and four rebounds in 13 minutes off the bench in the home opener vs. Lipscomb (11/14)
- Scored eight points on 4-of-5 shooting while adding four rebounds and one block against LSU (1/13)
- Was perfect from the field (3-for-3) to total seven points in 18 minutes off the bench against Alabama A&M (11/17)
- Saw six minutes of action off the bench against BYU (11/24)
- Blocked two shots and grabbed three rebounds in 12 minutes against Louisiana Tech (11/29)
- Grabbed three rebounds in three minutes off the bench against UCF (12/3)
- Blocked two shots while pulling down a rebound and scoring two points in seven minutes off the bench against then-No. 5 Texas A&M (12/30)
- Went 3-of-3 from the floor to score six points, while adding four rebound vs. South Carolina (1/9)
- Led the team in blocks (3) while adding four points and one rebound against No. 17 Auburn (1/17)
- Played at Clinton High School under head coach and athletic director Clay Norton
- Ranked as the top center and the No. 2 overall player in Mississippi according to 247Sports.com
- The same site ranked him as the No. 21 center in the nation
- Was the No. 2 player in the state according to Hoopseen.com
- Selected to play in the 2017 Alabama-Mississippi All-Star Game where he matched up against teammates Herb Jones and Alex Reese (Alabama)
- Received second team all-state honors as a junior in 2016 and a senior in 2017
- Averaged 14.5 points, 9.7 rebounds, 5.0 blocks and 2.0 steals per game while leading Clinton to a 21-8 overall record during his senior season
- As a junior, he averaged 21.7 points, 11.3 rebounds, 5.1 blocks, 1.5 assists per game
- Named to the 2016 North/South Basketball Boys All-Star Team for the state of Mississippi
- Twice earned a spot on the "Dandy Dozen" awarded to the top 12 prep players in the state in 2016 and 2017



SMITH'S 2017-18 GAME-BY-GAME STATS

Opponent	Date	GS	Min	FG	FGA	Pct	3FG	3FGA	Pct	FT	FTA	Pct	Off	Def	Tot	Avg	PF	A	TO	Blk	Stl	Pts	Avg
vs. Memphis	11/10		13	1	1	1.000	0	0	.000	0	0	.000	1	1	2	2.0	5	0	2	0	0	2	2.0
LIPSCOMB	11/14		13	2	5	.400	0	0	.000	1	3	.333	1	3	4	3.0	3	0	1	1	0	5	3.5
ALABAMA A&M	11/17		18	3	3	1.000	0	0	.000	1	4	.250	2	1	3	3.0	4	1	0	1	0	7	4.7
UT ARLINGTON	11/21		9	1	1	1.000	0	0	.000	0	2	.000	0	0	0	2.3	1	0	0	0	0	2	4.0
vs. BYU	11/24		6	0	0	.000	0	0	.000	0	0	.000	0	0	0	1.8	2	0	0	0	0	0	3.2
vs. Minnesota	11/25		26	3	5	.600	0	0	.000	4	5	.800	4	4	8	2.8	2	0	1	3	1	10	4.3
LOUISIANA TECH	11/29		12	1	2	.500	0	0	.000	0	0	.000	1	2	3	2.9	2	0	2	2	0	2	4.0
UCF	12/3		3	0	2	.000	0	0	.000	0	0	.000	2	1	3	2.9	0	0	0	0	0	0	3.5
RHODE ISLAND	12/6		1	0	0	.000	0	0	.000	0	2	.000	0	0	0	2.6	0	0	0	0	0	0	3.1
at Arizona	12/9		3	0	0	.000	0	0	.000	0	0	.000	0	0	0	2.3	2	0	0	0	0	0	2.8
vs. Mercer	12/19																						
TEXAS	12/22		4	1	2	.500	0	0	.000	0	0	.000	1	0	1	2.2	0	0	0	0	0	2	2.7
TEXAS A&M*	12/30		7	1	2	.500	0	0	.000	0	0	.000	1	0	1	2.1	1	0	0	2	0	2	2.7
at Vanderbilt*	1/2		1	0	0	.000	0	0	.000	0	0	.000	0	0	0	1.9	0	0	0	0	0	0	2.5
at Georgia*	1/6		18	0	4	.000	0	0	.000	0	0	.000	1	2	3	2.9	4	0	2	0	0	0	2.3
SOUTH CAROLINA*	1/9		19	3	3	1.000	0	0	.000	0	0	.000	1	3	4	2.1	3	0	2	0	0	6	2.5
at LSU*	1/13		29	4	5	.800	0	0	.000	0	0	.000	2	2	4	2.3	1	0	0	1	0	8	2.9
AUBURN*	1/17		17	2	2	1.000	0	0	.000	0	2	.000	1	0	1	2.2	5	0	3	3	0	4	2.9
MISSISSIPPI STATE*																							
at Ole Miss*																							
OKLAHOMA																							
MISSOURI*																							
at Florida*																							
at Mississippi State*																							
TENNESSEE*																							
LSU*																							
at Kentucky*																							
at Auburn*																							
ARKANSAS*																							
FLORIDA*																							
at Texas A&M*																							

* indicates Southeastern Conference opponent

SMITH'S CAREER STATS

YEAR	GP	GS	MIN	AVG	FG	FGA	PCT	3FG	3FGA	PCT	FT	FTA	PCT	OFF	DEF	TOT	AVG	PF	FO	AST	TO	BLK	STL	PTS	AVG
2017-18	17	0	199	11.7	22	37	.595	0	0	.000	6	18	.333	18	19	37	2.2	35	2	1	13	13	1	50	2.9
TOTAL	17	0	199	11.7	22	37	.595	0	0	.000	6	18	.333	18	19	37	2.2	35	2	1	13	13	1	50	2.9

SMITH'S CAREER SEC STATS

YEAR	GP	GS	MIN	AVG	FG	FGA	PCT	3FG	3FGA	PCT	FT	FTA	PCT	OFF	DEF	TOT	AVG	PF	FO	AST	TO	BLK	STL	PTS	AVG
2017-18	6	0	91	15.2	10	16	.625	0	0	.000	0	2	.000	6	7	13	2.2	14	1	0	7	6	0	20	3.3
TOTAL	6	0	91	15.2	10	16	.625	0	0	.000	0	2	.000	6	7	13	2.2	14	1	0	7	6	0	20	3.3

2017-18 CUME STATS

2017-18 Alabama Basketball
Alabama Combined Team Statistics (as of Jan 17, 2018)
All games

RECORD:	OVERALL	HOME	AWAY	NEUTRAL
ALL GAMES	12-6	8-2	1-3	3-1
CONFERENCE	4-2	3-0	1-2	0-0
NON-CONFERENCE	8-4	5-2	0-1	3-1

#	Player	gp-gs	min	avg	Total		3-Point		F-Throw		Rebounds				pf	dq	a	to	blk	stl	pts	avg
					fg-fga	fg%	3fg-fga	3fg%	ft-fa	ft%	off	def	tot	avg								
02	Sexton, Collin	16-16	473	29.6	92-208	.442	21-57	.368	103-129	.798	16	41	57	3.6	40	2	55	44	1	20	308	19.3
23	Petty, John	18-16	532	29.6	79-183	.432	54-139	.388	14-25	.560	5	36	41	2.3	15	0	35	39	6	10	226	12.6
12	Ingram, Dazon	17-15	510	30.0	52-124	.419	5-28	.179	85-115	.739	12	96	108	6.4	44	2	49	41	8	18	194	11.4
00	Hall, Donta	17-16	400	23.5	79-105	.752	0-0	.000	28-43	.651	37	83	120	7.1	30	0	10	25	40	9	186	10.9
10	Jones, Herbert	18-6	393	21.8	33-75	.440	5-11	.455	16-28	.571	16	56	72	4.0	47	3	29	33	12	28	87	4.8
01	Norris, Riley	9-3	166	18.4	16-37	.432	6-20	.300	5-8	.625	6	16	22	2.4	19	0	6	5	0	4	43	4.8
05	Johnson Jr, Avery	18-0	255	14.2	27-75	.360	13-39	.333	13-16	.813	5	16	21	1.2	31	0	13	11	1	10	80	4.4
04	Giddens, Daniel	18-10	247	13.7	33-58	.569	0-0	.000	12-23	.522	10	35	45	2.5	53	1	5	15	25	6	78	4.3
25	Key, Braxton	8-8	192	24.0	11-43	.256	1-15	.067	8-11	.727	10	34	44	5.5	14	0	19	15	4	11	31	3.9
03	Reese, Alex	15-0	176	11.7	22-54	.407	9-33	.273	2-4	.500	14	32	46	3.1	20	0	4	10	3	7	55	3.7
30	Smith, Galin	17-0	199	11.7	22-37	.595	0-0	.000	6-18	.333	18	19	37	2.2	35	2	1	13	13	1	50	2.9
33	Fuller, Landon	2-0	5	2.5	1-1	1.000	1-1	1.000	0-0	.000	0	0	0	0.0	0	0	0	0	0	0	3	1.5
24	Schaffer, Lawson	6-0	28	4.7	3-5	.600	2-4	.500	0-0	.000	0	0	0	0.0	4	0	7	5	0	3	8	1.3
15	Barnes, Tyler	1-0	1	1.0	0-1	.000	0-1	.000	0-0	.000	0	0	0	0.0	0	0	0	0	0	0	0	0.0
Team											25	28	53		1			2				
Total.....		18	3577		470-1006	.467	117-348	.336	292-420	.695	174	492	666	37.0	353	10	233	258	113	127	1349	74.9
Opponents.....		18	3600		435-1073	.405	124-387	.320	264-397	.665	212	436	648	36.0	364	8	216	248	61	119	1258	69.9

TEAM STATISTICS	UA	OPP
SCORING	1349	1258
Points per game	74.9	69.9
Scoring margin	+5.1	-
FIELD GOALS-ATT	470-1006	435-1073
Field goal pct	.467	.405
3 POINT FG-ATT	117-348	124-387
3-point FG pct	.336	.320
3-pt FG made per game	6.5	6.9
FREE THROWS-ATT	292-420	264-397
Free throw pct	.695	.665
F-Throws made per game	16.2	14.7
REBOUNDS	666	648
Rebounds per game	37.0	36.0
Rebounding margin	+1.0	-
ASSISTS	233	216
Assists per game	12.9	12.0
TURNOVERS	258	248
Turnovers per game	14.3	13.8
Turnover margin	-0.6	-
Assist/turnover ratio	0.9	0.9
STEALS	127	119
Steals per game	7.1	6.6
BLOCKS	113	61
Blocks per game	6.3	3.4
ATTENDANCE	131069	61032
Home games-Avg/Game	10-13107	4-12072
Neutral site-Avg/Game	-	4-3186

Date	Opponent		Score	Att.
11/10/17	vs Memphis	w	82-70	3238
11/14/17	LIPSCOMB	w	86-64	12325
11/17/17	ALABAMA A&M	w	104-67	11948
11/21/17	UT ARLINGTON	w	77-76	11737
11/24/17	vs BYU	w	71-59	1240
11/25/17	vs Minnesota	L	84-89	3469
11/29/17	LOUISIANA TECH	w	77-74	12062
12/3/17	UCF	L	62-65	13534
12/6/17	RHODE ISLAND	w	68-64	12807
12/9/17	at Arizona	L	82-88	14644
12/19/17	vs Mercer	w	80-79	4799
12/22/17	TEXAS	L	50-66	16146
* 12/30/17	TEXAS A&M	w	79-57	14218
* 1/2/18	at Vanderbilt	L	75-76	9519
* 1/6/18	at Georgia	L	46-65	10523
* 1/9/18	SOUTH CAROLINA	w	76-62	10909
* 1/13/18	at LSU	w	74-66	13600
* 1/17/18	AUBURN	w	76-71	15383

* - Conference game

Score by Periods	1st	2nd	Totals
Alabama	637	712	1349
Opponents	619	639	1258

2017-18 SEC STATS

2017-18 Alabama Basketball
Alabama Combined Team Statistics (as of Jan 17, 2018)
Conference games only

RECORD:	OVERALL	HOME	AWAY	NEUTRAL
ALL GAMES	4-2	3-0	1-2	0-0
CONFERENCE	4-2	3-0	1-2	0-0
NON-CONFERENCE	0-0	0-0	0-0	0-0

##	Player	gp-gs	min	avg	Total		3-Point		F-Throw		Rebounds				pf	dq	a	to	blk	stl	pts	avg
					fg-fga	fg%	3fg-fga	3fg%	ft-fa	ft%	off	def	tot	avg								
02	Sexton, Collin	5-5	148	29.6	26-66	.394	5-19	.263	26-30	.867	2	15	17	3.4	16	1	17	20	1	6	83	16.6
12	Ingram, Dazon	5-4	143	28.6	15-35	.429	1-10	.100	32-37	.865	0	28	28	5.6	10	0	12	12	4	8	63	12.6
23	Petty, John	6-4	174	29.0	24-54	.444	19-45	.422	4-5	.800	1	10	11	1.8	5	0	10	10	3	4	71	11.8
00	Hall, Donta	5-4	113	22.6	23-28	.821	0-0	.000	7-10	.700	9	21	30	6.0	7	0	1	6	8	3	53	10.6
10	Jones, Herbert	6-4	146	24.3	16-34	.471	2-5	.400	1-4	.250	9	24	33	5.5	12	1	9	10	8	11	35	5.8
05	Johnson Jr, Avery	6-0	95	15.8	10-28	.357	7-19	.368	6-6	1.000	1	8	9	1.5	11	0	4	4	1	3	33	5.5
25	Key, Braxton	6-6	150	25.0	10-33	.303	1-11	.091	8-11	.727	8	28	36	6.0	13	0	16	10	3	9	29	4.8
04	Giddens, Daniel	6-3	92	15.3	9-14	.643	0-0	.000	5-7	.714	2	9	11	1.8	20	0	2	4	8	3	23	3.8
30	Smith, Galin	6-0	91	15.2	10-16	.625	0-0	.000	0-2	.000	6	7	13	2.2	14	1	0	7	6	0	20	3.3
03	Reese, Alex	5-0	41	8.2	6-17	.353	3-10	.300	1-2	.500	2	8	10	2.0	10	0	0	2	0	1	16	3.2
15	Barnes, Tyler	1-0	1	1.0	0-1	.000	0-1	.000	0-0	.000	0	0	0	0.0	0	0	0	0	0	0	0	0.0
24	Schaffer, Lawson	3-0	6	2.0	0-0	.000	0-0	.000	0-0	.000	0	0	0	0.0	1	0	1	2	0	1	0	0.0
Team											9	9	18					1				
Total.....		6	1200		149-326	.457	38-120	.317	90-114	.789	49	167	216	36.0	119	3	72	88	42	49	426	71.0
Opponents.....		6	1200		128-347	.369	42-140	.300	99-136	.728	71	141	212	35.3	105	2	68	78	21	45	397	66.2

TEAM STATISTICS	UA	OPP
SCORING	426	397
Points per game	71.0	66.2
Scoring margin	+4.8	-
FIELD GOALS-ATT	149-326	128-347
Field goal pct	.457	.369
3 POINT FG-ATT	38-120	42-140
3-point FG pct	.317	.300
3-pt FG made per game	6.3	7.0
FREE THROWS-ATT	90-114	99-136
Free throw pct	.789	.728
F-Throws made per game	15.0	16.5
REBOUNDS	216	212
Rebounds per game	36.0	35.3
Rebounding margin	+0.7	-
ASSISTS	72	68
Assists per game	12.0	11.3
TURNOVERS	88	78
Turnovers per game	14.7	13.0
Turnover margin	-1.7	-
Assist/turnover ratio	0.8	0.9
STEALS	49	45
Steals per game	8.2	7.5
BLOCKS	42	21
Blocks per game	7.0	3.5
ATTENDANCE	40510	33642
Home games-Avg/Game	3-13503	3-11214
Neutral site-Avg/Game	-	0-0

Date	Opponent		Score	Att.
* 12/30/17	TEXAS A&M	W	79-57	14218
* 1/2/18	at Vanderbilt	L	75-76	9519
* 1/6/18	at Georgia	L	46-65	10523
* 1/9/18	SOUTH CAROLINA	W	76-62	10909
* 1/13/18	at LSU	W	74-66	13600
* 1/17/18	AUBURN	W	76-71	15383

* - Conference game

Score by Periods	1st	2nd	Totals
Alabama	194	232	426
Opponents	211	186	397

2017-18 TEAM STATS

2017-18 Alabama Basketball
Alabama Overall Team Statistics (as of Jan 17, 2018)
All games

TEAM STATISTICS	UA	OPP
SCORING	1349	1258
Points per game	74.9	69.9
Scoring margin	+5.1	-
FIELD GOALS-ATT	470-1006	435-1073
Field goal pct	.467	.405
3 POINT FG-ATT	117-348	124-387
3-point FG pct	.336	.320
3-pt FG made per game	6.5	6.9
FREE THROWS-ATT	292-420	264-397
Free throw pct	.695	.665
F-Throws made per game	16.2	14.7
REBOUNDS	666	648
Rebounds per game	37.0	36.0
Rebounding margin	+1.0	-
ASSISTS	233	216
Assists per game	12.9	12.0
TURNOVERS	258	248
Turnovers per game	14.3	13.8
Turnover margin	-0.6	-
Assist/turnover ratio	0.9	0.9
STEALS	127	119
Steals per game	7.1	6.6
BLOCKS	113	61
Blocks per game	6.3	3.4
WINNING STREAK	3	-
Home win streak	3	-
ATTENDANCE	131069	61032
Home games-Avg/Game	10-13107	4-12072
Neutral site-Avg/Game	-	4-3186

Score by Periods	1st	2nd	Totals
Alabama	637	712	1349
Opponents	619	639	1258

2017-18 POINTS-REBOUNDS-ASSISTS

2017-18 Alabama Basketball
Alabama Points-Rebounds-Assists (as of Jan 17, 2018)
All games

Opponent	Date	Score	00		01		02		03		04		05		10	
			HALL,DONTA	NORRIS,RIL	SEXTON,COL	REESE,ALEX	GIDDENS,DA	JOHNSON JR	JONES,HERB							
vs Memphis	11/10/17	82-70	w	11-11-3	DNP	DNP	8-9-3	0-1-0	13-2-0	12-5-1						
LIPSCOMB	11/14/17	86-64	w	10-5-3	DNP	22-1-5	4-9-0	3-5-0	9-0-1	6-3-0						
ALABAMA A&M	11/17/17	104-67	w	8-6-0	DNP	25-4-5	9-8-1	2-1-1	0-4-5	7-8-3						
UT ARLINGTON	11/21/17	77-76	w	8-5-0	5-3-1	29-1-4	0-0-0	4-1-0	8-1-1	7-9-3						
vs BYU	11/24/17	71-59	w	14-9-0	4-3-1	10-7-3	0-2-0	8-2-1	3-0-0	3-4-3						
vs Minnesota	11/25/17	84-89	L	8-7-0	13-2-0	40-6-5	0-0-0	0-2-1	2-2-0	2-0-0						
LOUISIANA TECH	11/29/17	77-74	w	15-7-0	4-4-1	22-5-3	2-3-0	0-2-0	2-1-1	6-5-1						
UCF	12/3/17	62-65	L	20-4-1	4-3-1	7-4-3	3-1-0	4-3-0	2-0-0	4-1-4						
RHODE ISLAND	12/6/17	68-64	w	13-14-2	2-2-1	11-4-0	DNP	12-6-0	4-0-0	4-3-1						
at Arizona	12/9/17	82-88	L	15-12-0	6-2-1	30-0-2	DNP	8-2-0	0-0-1	0-0-2						
vs Mercer	12/19/17	80-79	w	9-6-0	5-3-0	21-3-4	10-2-0	4-3-0	2-1-0	0-0-2						
TEXAS	12/22/17	50-66	L	2-4-0	0-0-0	8-5-4	3-2-0	10-6-0	2-1-0	1-1-0						
TEXAS A&M	12/30/17	79-57	w	17-6-1	DNP	16-3-2	0-1-0	2-2-0	2-3-0	4-8-2						
at Vanderbilt	1/2/18	75-76	L	14-6-0	DNP	24-3-5	DNP	5-1-1	6-2-0	6-3-1						
at Georgia	1/6/18	46-65	L	7-6-0	DNP	23-2-3	0-3-0	0-3-1	8-1-1	4-4-0						
SOUTH CAROLINA	1/9/18	76-62	w	13-7-0	DNP	5-2-4	0-0-0	11-1-0	10-2-2	5-5-2						
at LSU	1/13/18	74-66	w	DNP	DNP	15-7-3	9-3-0	2-2-0	5-0-0	5-6-0						
AUBURN	1/17/18	76-71	w	2-5-0	DNP	DNP	7-3-0	3-2-0	2-1-1	11-7-4						

Opponent	Date	Score	12		15		23		24		25		30		33	
			INGRAM,DAZ	BARNES,TYL	PETTY,JOHN	SCHAFFER,L	KEY,BRAXTO	SMITH,GALI	FULLER,LAN							
vs Memphis	11/10/17	82-70	w	20-5-5	DNP	11-1-2	5-0-2	DNP	2-2-0	DNP						
LIPSCOMB	11/14/17	86-64	w	13-7-5	DNP	14-6-3	0-0-0	DNP	5-4-0	0-0-0						
ALABAMA A&M	11/17/17	104-67	w	10-6-4	DNP	30-4-1	3-0-4	DNP	7-3-1	3-0-0						
UT ARLINGTON	11/21/17	77-76	w	6-4-1	DNP	8-2-2	DNP	DNP	2-0-0	DNP						
vs BYU	11/24/17	71-59	w	13-3-3	DNP	16-1-1	DNP	DNP	0-0-0	DNP						
vs Minnesota	11/25/17	84-89	L	4-2-3	DNP	5-2-0	DNP	DNP	10-8-0	DNP						
LOUISIANA TECH	11/29/17	77-74	w	22-9-0	DNP	2-3-4	DNP	DNP	2-3-0	DNP						
UCF	12/3/17	62-65	L	6-7-4	DNP	12-0-1	DNP	DNP	0-3-0	DNP						
RHODE ISLAND	12/6/17	68-64	w	10-14-2	DNP	12-2-4	DNP	DNP	0-0-0	DNP						
at Arizona	12/9/17	82-88	L	10-7-6	DNP	13-3-3	DNP	DNP	0-0-0	DNP						
vs Mercer	12/19/17	80-79	w	11-8-1	DNP	18-4-3	DNP	0-4-2	DNP	DNP						
TEXAS	12/22/17	50-66	L	6-8-3	DNP	14-2-1	DNP	2-4-1	2-1-0	DNP						
TEXAS A&M	12/30/17	79-57	w	16-6-3	0-0-0	18-4-3	0-0-1	2-6-2	2-1-0	DNP						
at Vanderbilt	1/2/18	75-76	L	9-6-2	DNP	2-1-1	DNP	9-6-3	0-0-0	DNP						
at Georgia	1/6/18	46-65	L	DNP	DNP	3-0-1	0-0-0	1-5-1	0-3-0	DNP						
SOUTH CAROLINA	1/9/18	76-62	w	4-3-2	DNP	15-4-3	DNP	7-6-5	6-4-0	DNP						
at LSU	1/13/18	74-66	w	18-10-3	DNP	6-1-0	DNP	6-4-2	8-4-0	DNP						
AUBURN	1/17/18	76-71	w	16-3-2	DNP	27-1-2	0-0-0	4-9-3	4-1-0	DNP						

2017-18 TEAM GAME-BY-GAME

2017-18 Alabama Basketball
Alabama Team Game-by-Game (as of Jan 17, 2018)
All games

TEAM STATISTICS

Opponent	Date	Score		Total		3-Pointers		Free throws		Rebounds				pf	a	t/o	blk	stl	pts	avg
				fg-fga	pct	3fg-fga	pct	ft-fa	pct	off	def	tot	avg							
vs Memphis	11/10/17	82-70	W	26-57	.456	11-27	.407	19-28	.679	13	27	40	40.0	30	16	16	7	8	82	82.0
LIPSCOMB	11/14/17	86-64	W	34-57	.596	6-18	.333	12-32	.375	5	35	40	40.0	17	17	13	10	9	86	84.0
ALABAMA A&M	11/17/17	104-67	W	40-63	.635	16-27	.593	8-15	.533	13	34	47	42.3	20	25	15	6	3	104	90.7
UT ARLINGTON	11/21/17	77-76	W	27-53	.509	8-25	.320	15-24	.625	6	22	28	38.8	13	12	14	4	9	77	87.2
vs BYU	11/24/17	71-59	W	27-55	.491	5-13	.385	12-16	.750	8	26	34	37.8	19	12	9	6	6	71	84.0
vs Minnesota	11/25/17	84-89	L	27-58	.466	7-18	.389	23-32	.719	13	23	36	37.5	20	9	13	6	4	84	84.0
LOUISIANA TECH	11/29/17	77-74	W	24-54	.444	2-9	.222	27-37	.730	11	32	43	38.3	21	10	18	6	8	77	83.0
UCF	12/3/17	62-65	L	22-51	.431	3-13	.231	15-23	.652	8	20	28	37.0	16	14	15	8	8	62	80.4
RHODE ISLAND	12/6/17	68-64	W	21-47	.447	2-11	.182	24-39	.615	13	37	50	38.4	16	10	24	5	4	68	79.0
at Arizona	12/9/17	82-88	L	24-62	.387	10-24	.417	24-28	.857	9	21	30	37.6	27	15	8	2	5	82	79.3
vs Mercer	12/19/17	80-79	W	28-62	.452	6-28	.214	18-23	.783	14	23	37	37.5	21	12	13	8	6	80	79.4
TEXAS	12/22/17	50-66	L	21-61	.344	3-15	.200	5-9	.556	12	25	37	37.5	14	9	12	3	8	50	76.9
TEXAS A&M	12/30/17	79-57	W	26-58	.448	7-24	.292	20-24	.833	10	32	42	37.8	20	14	12	9	7	79	77.1
at Vanderbilt	1/2/18	75-76	L	26-52	.500	4-11	.364	19-22	.864	4	27	31	37.4	17	13	10	8	10	75	76.9
at Georgia	1/6/18	46-65	L	17-57	.298	4-23	.174	8-11	.727	6	25	31	36.9	18	7	12	6	8	46	74.9
SOUTH CAROLINA	1/9/18	76-62	W	30-51	.588	7-17	.412	9-14	.643	9	26	35	36.8	19	18	16	7	8	76	74.9
at LSU	1/13/18	74-66	W	25-57	.439	6-22	.273	18-18	1.000	12	28	40	37.0	20	8	19	4	8	74	74.9
AUBURN	1/17/18	76-71	W	25-51	.490	10-23	.435	16-25	.640	8	29	37	37.0	25	12	19	8	8	76	74.9
Alabama		1349		470-1006	.467	117-348	.336	292-420	.695	174	492	666	37.0	353	233	258	113	127	1349	74.9
Opponents		1258		435-1073	.405	124-387	.320	264-397	.665	212	436	648	36.0	364	216	248	61	119	1258	69.9

Games played: 18

Points/game: 74.9

FG Pct: 46.7

3FG Pct: 33.6

FT Pct: 69.5

Rebounds/game: 37.0

Assists/game: 12.9

Turnovers/game: 14.3

Assist/turnover ratio: 0.9

Steals/game: 7.1

Blocks/game: 6.3

2017-18 OPPONENT GAME-BY-GAME

2017-18 Alabama Basketball
Alabama Opponent Game-by-Game (as of Jan 17, 2018)
All games

OPPONENT STATISTICS

Opponent	Date	Score		Total		3-Pointers		Free throws		Rebounds				pf	a	t/o	blk	stl	pts	avg
				fg-fga	pct	3fg-fga	pct	ft-fga	pct	off	def	tot	avg							
vs Memphis	11/10/17	82-70	W	23-60	.383	2-17	.118	22-36	.611	19	24	43	43.0	22	7	17	3	7	70	70.0
LIPSCOMB	11/14/17	86-64	W	23-70	.329	7-27	.259	11-19	.579	16	31	47	45.0	23	10	16	4	5	64	67.0
ALABAMA A&M	11/17/17	104-67	W	25-58	.431	8-15	.533	9-24	.375	8	15	23	37.7	11	10	10	0	7	67	67.0
UT ARLINGTON	11/21/17	77-76	W	31-60	.517	10-21	.476	4-7	.571	8	25	33	36.5	23	19	18	1	3	76	69.2
vs BYU	11/24/17	71-59	W	22-59	.373	4-17	.235	11-21	.524	13	21	34	36.0	21	15	11	3	3	59	67.2
vs Minnesota	11/25/17	84-89	L	30-66	.455	8-19	.421	21-27	.778	17	23	40	36.7	25	16	12	6	7	89	70.8
LOUISIANA TECH	11/29/17	77-74	W	24-65	.369	4-23	.174	22-30	.733	12	24	36	36.6	29	8	14	2	8	74	71.3
UCF	12/3/17	62-65	L	25-52	.481	7-15	.467	8-15	.533	10	27	37	36.6	19	15	20	3	8	65	70.5
RHODE ISLAND	12/6/17	68-64	W	25-71	.352	7-23	.304	7-11	.636	11	20	31	36.0	29	7	12	6	13	64	69.8
at Arizona	12/9/17	82-88	L	29-56	.518	8-16	.500	22-35	.629	12	31	43	36.7	21	17	12	3	2	88	71.6
vs Mercer	12/19/17	80-79	W	26-55	.473	10-28	.357	17-22	.773	9	23	32	36.3	21	14	16	0	7	79	72.3
TEXAS	12/22/17	50-66	L	24-54	.444	7-26	.269	11-14	.786	6	31	37	36.3	15	10	12	9	4	66	71.8
TEXAS A&M	12/30/17	79-57	W	21-69	.304	2-20	.100	13-20	.650	20	23	43	36.8	19	9	12	2	7	57	70.6
at Vanderbilt	1/2/18	75-76	L	23-54	.426	10-25	.400	20-26	.769	9	24	33	36.6	15	12	12	5	7	76	71.0
at Georgia	1/6/18	46-65	L	20-58	.345	9-29	.310	16-21	.762	14	35	49	37.4	16	15	13	5	8	65	70.6
SOUTH CAROLINA	1/9/18	76-62	W	19-53	.358	5-15	.333	19-25	.760	11	17	28	36.8	16	8	13	2	3	62	70.1
at LSU	1/13/18	74-66	W	21-52	.404	7-25	.280	17-22	.773	5	19	24	36.1	18	13	14	3	11	66	69.8
AUBURN	1/17/18	76-71	W	24-61	.393	9-26	.346	14-22	.636	12	23	35	36.0	21	11	14	4	9	71	69.9
Opponents		1258		435-1073	.405	124-387	.320	264-397	.665	212	436	648	36.0	364	216	248	61	119	1258	69.9
Alabama		1349		470-1006	.467	117-348	.336	292-420	.695	174	492	666	37.0	353	233	258	113	127	1349	74.9

Games played: 18

Points/game: 69.9

FG Pct: 40.5

3FG Pct: 32.0

FT Pct: 66.5

Rebounds/game: 36.0

Assists/game: 12.0

Turnovers/game: 13.8

Assist/turnover ratio: 0.9

Steals/game: 6.6

Blocks/game: 3.4

2017-18 GAME COMPARISON

2017-18 Alabama Basketball
Alabama Team Game-by-Game Comparison (as of Jan 17, 2018)
All games

Opponent	1st	2nd	Score	Mar	Total FG	FG Pct	3-Pointers	3FG Pct	Free Throws	FT Pct	Rebounds	Assist	T/Over	Block	Steal	Fouls
Memphis	38/36	44/34	82-70	+12	26-57/23-60	.456/.383	11-27/2-17	.407/.118	19-28/22-36	.679/.611	40/43 (3)	16/7	16/17	7/3	8/7	30/22
LIPSCOMB	38/31	48/33	86-64	+22	34-57/23-70	.596/.329	6-18/7-27	.333/.259	12-32/11-19	.375/.579	40/47 (7)	17/10	13/16	10/4	9/5	17/23
ALABAMA A&M	51/22	53/45	104-67	+37	40-63/25-58	.635/.431	16-27/8-15	.593/.533	8-15/9-24	.533/.375	47/23 +24	25/10	15/10	6/0	3/7	20/11
UT ARLINGTON	41/46	36/30	77-76	+1	27-53/31-60	.509/.517	8-25/10-21	.320/.476	15-24/4-7	.625/.571	28/33 (5)	12/19	14/18	4/1	9/3	13/23
BYU	42/31	29/28	71-59	+12	27-55/22-59	.491/.373	5-13/4-17	.385/.235	12-16/11-21	.750/.524	34/34 -	12/15	9/11	6/3	6/3	19/21
Minnesota	29/41	55/48	84-89	(5)	27-58/30-66	.466/.455	7-18/8-19	.389/.421	23-32/21-27	.719/.778	36/40 (4)	9/16	13/12	6/6	4/7	20/25
LOUISIANA TECH	37/38	40/36	77-74	+3	24-54/24-65	.444/.369	2-9/4-23	.222/.174	27-37/22-30	.730/.733	43/36 +7	10/8	18/14	6/2	8/8	21/29
UCF	36/30	26/35	62-65	(3)	22-51/25-52	.431/.481	3-13/7-15	.231/.467	15-23/8-15	.652/.533	28/37 (9)	14/15	15/20	8/3	8/8	16/19
RHODE ISLAND	32/25	36/39	68-64	+4	21-47/25-71	.447/.352	2-11/7-23	.182/.304	24-39/7-11	.615/.636	50/31 +19	10/7	24/12	5/6	4/13	16/29
Arizona	40/38	42/50	82-88	(6)	24-62/29-56	.387/.518	10-24/8-16	.417/.500	24-28/22-35	.857/.629	30/43 (13)	15/17	8/12	2/3	5/2	27/21
Mercer	31/35	49/44	80-79	+1	28-62/26-55	.452/.473	6-28/10-28	.214/.357	18-23/17-22	.783/.773	37/32 +5	12/14	13/16	8/0	6/7	21/21
TEXAS	28/35	22/31	50-66	(16)	21-61/24-54	.344/.444	3-15/7-26	.200/.269	5-9/11-14	.556/.786	37/37 -	9/10	12/12	3/9	8/4	14/15
TEXAS A&M	35/28	44/29	79-57	+22	26-58/21-69	.448/.304	7-24/2-20	.292/.100	20-24/13-20	.833/.650	42/43 (1)	14/9	12/12	9/2	7/7	20/19
Vanderbilt	33/43	42/33	75-76	(1)	26-52/23-54	.500/.426	4-11/10-25	.364/.400	19-22/20-26	.864/.769	31/33 (2)	13/12	10/12	8/5	10/7	17/15
Georgia	24/44	22/21	46-65	(19)	17-57/20-58	.298/.345	4-23/9-29	.174/.310	8-11/16-21	.727/.762	31/49 (18)	7/15	12/13	6/5	8/8	18/16
SOUTH CAROLINA	40/33	36/29	76-62	+14	30-51/19-53	.588/.358	7-17/5-15	.412/.333	9-14/19-25	.643/.760	35/28 +7	18/8	16/13	7/2	8/3	19/16
LSU	32/30	42/36	74-66	+8	25-57/21-52	.439/.404	6-22/7-25	.273/.280	18-18/17-22	1000/.773	40/24 +16	8/13	19/14	4/3	8/11	20/18
AUBURN	30/33	46/38	76-71	+5	25-51/24-61	.490/.393	10-23/9-26	.435/.346	16-25/14-22	.640/.636	37/35 +2	12/11	19/14	8/4	8/9	25/21

Note: Game totals are displayed in the format TEAM/OPPONENT for each category

2017-18 ALABAMA GAME HIGHS

2017-18 Alabama Basketball
Alabama Team High/Low Analysis (as of Jan 17, 2018)
All games

Alabama - TEAM GAME HIGHS

POINTS	104	ALABAMA A&M (11/17/17)
	86	LIPSCOMB (11/14/17)
	84	vs Minnesota (11/25/17)
	82	at Arizona (12/9/17)
	82	vs Memphis (11/10/17)
FIELD GOALS MADE	40	ALABAMA A&M (11/17/17)
	34	LIPSCOMB (11/14/17)
FIELD GOAL ATTEMPTS	63	ALABAMA A&M (11/17/17)
	62	vs Mercer (12/19/17)
	62	at Arizona (12/9/17)
FIELD GOAL PERCENTAGE	.635 (40-63)	ALABAMA A&M (11/17/17)
	.596 (34-57)	LIPSCOMB (11/14/17)
3 PT FIELD GOALS MADE	16	ALABAMA A&M (11/17/17)
	11	vs Memphis (11/10/17)
3 PT FG ATTEMPTS	28	vs Mercer (12/19/17)
	27	ALABAMA A&M (11/17/17)
	27	vs Memphis (11/10/17)
3 PT FG PERCENTAGE	.593 (16-27)	ALABAMA A&M (11/17/17)
	.435 (10-23)	AUBURN (1/17/18)
FREE THROWS MADE	27	LOUISIANA TECH (11/29/17)
	24	at Arizona (12/9/17)
	24	RHODE ISLAND (12/6/17)
FREE THROW ATTEMPTS	39	RHODE ISLAND (12/6/17)
	37	LOUISIANA TECH (11/29/17)
FREE THROW PERCENTAGE	1.000 (18-18)	at LSU (1/13/18)
	.864 (19-22)	at Vanderbilt (1/2/18)
REBOUNDS	50	RHODE ISLAND (12/6/17)
	47	ALABAMA A&M (11/17/17)
ASSISTS	25	ALABAMA A&M (11/17/17)
	18	SOUTH CAROLINA (1/9/18)
STEALS	10	at Vanderbilt (1/2/18)
	9	UT ARLINGTON (11/21/17)
	9	LIPSCOMB (11/14/17)
BLOCKED SHOTS	10	LIPSCOMB (11/14/17)
	9	TEXAS A&M (12/30/17)
TURNOVERS	24	RHODE ISLAND (12/6/17)
	19	AUBURN (1/17/18)
	19	at LSU (1/13/18)
FOULS	30	vs Memphis (11/10/17)
	27	at Arizona (12/9/17)

2017-18 OPPONENT GAME HIGHS

2017-18 Alabama Basketball
Alabama High/Low Analysis (as of Jan 17, 2018)
All games

Opponent - GAME HIGHS

POINTS	89	vs Minnesota (11/25/17)
	88	at Arizona (12/9/17)
	79	vs Mercer (12/19/17)
	76	at Vanderbilt (1/2/18)
	76	UT ARLINGTON (11/21/17)
FIELD GOALS MADE	31	UT ARLINGTON (11/21/17)
	30	vs Minnesota (11/25/17)
FIELD GOAL ATTEMPTS	71	RHODE ISLAND (12/6/17)
	70	LIPSCOMB (11/14/17)
FIELD GOAL PERCENTAGE	.518 (29-56)	at Arizona (12/9/17)
	.517 (31-60)	UT ARLINGTON (11/21/17)
3 PT FIELD GOALS MADE	10	at Vanderbilt (1/2/18)
	10	vs Mercer (12/19/17)
	10	UT ARLINGTON (11/21/17)
3 PT FG ATTEMPTS	29	at Georgia (1/6/18)
	28	vs Mercer (12/19/17)
3 PT FG PERCENTAGE	.533 (8-15)	ALABAMA A&M (11/17/17)
	.500 (8-16)	at Arizona (12/9/17)
FREE THROWS MADE	22	at Arizona (12/9/17)
	22	LOUISIANA TECH (11/29/17)
	22	vs Memphis (11/10/17)
FREE THROW ATTEMPTS	36	vs Memphis (11/10/17)
	35	at Arizona (12/9/17)
FREE THROW PERCENTAGE	.786 (11-14)	TEXAS (12/22/17)
	.778 (21-27)	vs Minnesota (11/25/17)
REBOUNDS	49	at Georgia (1/6/18)
	47	LIPSCOMB (11/14/17)
ASSISTS	19	UT ARLINGTON (11/21/17)
	17	at Arizona (12/9/17)
STEALS	13	RHODE ISLAND (12/6/17)
	11	at LSU (1/13/18)
BLOCKED SHOTS	9	TEXAS (12/22/17)
	6	RHODE ISLAND (12/6/17)
	6	vs Minnesota (11/25/17)
TURNOVERS	20	UCF (12/3/17)
	18	UT ARLINGTON (11/21/17)
FOULS	29	RHODE ISLAND (12/6/17)
	29	LOUISIANA TECH (11/29/17)

2017-18 ALABAMA GAME LOWS

2017-18 Alabama Basketball
Alabama High/Low Analysis (as of Jan 17, 2018)
All games

Alabama - GAME LOWS

POINTS	46	at Georgia (1/6/18)
	50	TEXAS (12/22/17)
	62	UCF (12/3/17)
	68	RHODE ISLAND (12/6/17)
	71	vs BYU (11/24/17)
FIELD GOALS MADE	17	at Georgia (1/6/18)
	21	RHODE ISLAND (12/6/17)
	21	TEXAS (12/22/17)
FIELD GOAL ATTEMPTS	47	RHODE ISLAND (12/6/17)
	51	UCF (12/3/17)
	51	SOUTH CAROLINA (1/9/18)
	51	AUBURN (1/17/18)
FIELD GOAL PERCENTAGE	.298 (17-57)	at Georgia (1/6/18)
	.344 (21-61)	TEXAS (12/22/17)
3 PT FIELD GOALS MADE	2	LOUISIANA TECH (11/29/17)
	2	RHODE ISLAND (12/6/17)
3 PT FG ATTEMPTS	9	LOUISIANA TECH (11/29/17)
	11	RHODE ISLAND (12/6/17)
	11	at Vanderbilt (1/2/18)
3 PT FG PERCENTAGE	.174 (4-23)	at Georgia (1/6/18)
	.182 (2-11)	RHODE ISLAND (12/6/17)
FREE THROWS MADE	5	TEXAS (12/22/17)
	8	ALABAMA A&M (11/17/17)
	8	at Georgia (1/6/18)
FREE THROW ATTEMPTS	9	TEXAS (12/22/17)
	11	at Georgia (1/6/18)
FREE THROW PERCENTAGE	.375 (12-32)	LIPSCOMB (11/14/17)
	.533 (8-15)	ALABAMA A&M (11/17/17)
REBOUNDS	28	UT ARLINGTON (11/21/17)
	28	UCF (12/3/17)
ASSISTS	7	at Georgia (1/6/18)
	8	at LSU (1/13/18)
STEALS	3	ALABAMA A&M (11/17/17)
	4	vs Minnesota (11/25/17)
	4	RHODE ISLAND (12/6/17)
BLOCKED SHOTS	2	at Arizona (12/9/17)
	3	TEXAS (12/22/17)
TURNOVERS	8	at Arizona (12/9/17)
	9	vs BYU (11/24/17)
FOULS	13	UT ARLINGTON (11/21/17)
	14	TEXAS (12/22/17)

2017-18 OPPONENT GAME LOWS

2017-18 Alabama Basketball
Alabama High/Low Analysis (as of Jan 17, 2018)
All games

Opponent - GAME LOWS

POINTS	57	TEXAS A&M (12/30/17)
	59	vs BYU (11/24/17)
	62	SOUTH CAROLINA (1/9/18)
	64	LIPSCOMB (11/14/17)
	64	RHODE ISLAND (12/6/17)
FIELD GOALS MADE	19	SOUTH CAROLINA (1/9/18)
	20	at Georgia (1/6/18)
FIELD GOAL ATTEMPTS	52	UCF (12/3/17)
	52	at LSU (1/13/18)
FIELD GOAL PERCENTAGE	.304 (21-69)	TEXAS A&M (12/30/17)
	.329 (23-70)	LIPSCOMB (11/14/17)
3 PT FIELD GOALS MADE	2	vs Memphis (11/10/17)
	2	TEXAS A&M (12/30/17)
3 PT FG ATTEMPTS	15	ALABAMA A&M (11/17/17)
	15	UCF (12/3/17)
	15	SOUTH CAROLINA (1/9/18)
3 PT FG PERCENTAGE	.100 (2-20)	TEXAS A&M (12/30/17)
	.118 (2-17)	vs Memphis (11/10/17)
FREE THROWS MADE	4	UT ARLINGTON (11/21/17)
	7	RHODE ISLAND (12/6/17)
FREE THROW ATTEMPTS	7	UT ARLINGTON (11/21/17)
	11	RHODE ISLAND (12/6/17)
FREE THROW PERCENTAGE	.375 (9-24)	ALABAMA A&M (11/17/17)
	.524 (11-21)	vs BYU (11/24/17)
REBOUNDS	23	ALABAMA A&M (11/17/17)
	24	at LSU (1/13/18)
ASSISTS	7	vs Memphis (11/10/17)
	7	RHODE ISLAND (12/6/17)
STEALS	2	at Arizona (12/9/17)
	3	UT ARLINGTON (11/21/17)
	3	vs BYU (11/24/17)
	3	SOUTH CAROLINA (1/9/18)
BLOCKED SHOTS	0	ALABAMA A&M (11/17/17)
	0	vs Mercer (12/19/17)
TURNOVERS	10	ALABAMA A&M (11/17/17)
	11	vs BYU (11/24/17)
FOULS	11	ALABAMA A&M (11/17/17)
	15	TEXAS (12/22/17)
	15	at Vanderbilt (1/2/18)

2017-18 ALABAMA PLAYER GAME HIGHS

2017-18 Alabama Basketball
Alabama Player High/Low Analysis (as of Jan 17, 2018)
All games

Alabama - INDIVIDUAL GAME HIGHS

Points	40	Sexton, Collin vs Minnesota (11/25/17)
	30	Sexton, Collin at Arizona (12/9/17)
	30	Petty, John vs Alabama A&M (11/17/17)
	29	Sexton, Collin vs UT Arlington (11/21/17)
	27	Petty, John vs Auburn (1/17/18)
Field Goals Made	12	Sexton, Collin vs Minnesota (11/25/17)
	11	Sexton, Collin vs Alabama A&M (11/17/17)
Field Goal Att.	22	Sexton, Collin vs Minnesota (11/25/17)
	19	Sexton, Collin vs Louisiana Tech (11/29/17)
FG Pct (min 5 made)	1.000 (9-9)	Hall, Donta vs UCF (12/3/17)
	1.000 (6-6)	Hall, Donta at Vanderbilt (1/2/18)
	1.000 (5-5)	Giddens, Daniel vs South Carolina (1/9/18)
3-Point FG Made	10	Petty, John vs Alabama A&M (11/17/17)
	8	Petty, John vs Auburn (1/17/18)
3-Point FG Att.	13	Petty, John vs Auburn (1/17/18)
	13	Petty, John vs Alabama A&M (11/17/17)
3-Pt FG Pct (min 2 made)	1.000 (2-2)	Jones, Herbert vs Memphis (11/10/17)
	.769 (10-13)	Petty, John vs Alabama A&M (11/17/17)
Free Throws Made	15	Sexton, Collin at Arizona (12/9/17)
	13	Ingram, Dazon vs Louisiana Tech (11/29/17)
Free Throw Att.	17	Ingram, Dazon vs Louisiana Tech (11/29/17)
	16	Sexton, Collin at Arizona (12/9/17)
	16	Sexton, Collin vs Minnesota (11/25/17)
FT Pct (min 3 made)	1.000 (10-10)	Ingram, Dazon at LSU (1/13/18)
	1.000 (9-9)	Sexton, Collin vs Mercer (12/19/17)
	1.000 (7-7)	Sexton, Collin at Vanderbilt (1/2/18)
	1.000 (6-6)	Sexton, Collin at LSU (1/13/18)
	1.000 (3-3)	Hall, Donta vs Texas A&M (12/30/17)
	1.000 (3-3)	Hall, Donta vs Louisiana Tech (11/29/17)
Rebounds	14	Hall, Donta vs Rhode Island (12/6/17)
	14	Ingram, Dazon vs Rhode Island (12/6/17)
Assists	6	Ingram, Dazon at Arizona (12/9/17)
	5	Key, Braxton vs South Carolina (1/9/18)
	5	Sexton, Collin at Vanderbilt (1/2/18)
	5	Sexton, Collin vs Minnesota (11/25/17)
	5	Sexton, Collin vs Alabama A&M (11/17/17)
	5	Johnson Jr, Avery vs Alabama A&M (11/17/17)
	5	Ingram, Dazon vs Lipscomb (11/14/17)
	5	Sexton, Collin vs Lipscomb (11/14/17)
	5	Ingram, Dazon vs Memphis (11/10/17)
Steals	5	Jones, Herbert vs UCF (12/3/17)
	4	Jones, Herbert vs Auburn (1/17/18)
	4	Jones, Herbert vs South Carolina (1/9/18)
	4	Key, Braxton at Vanderbilt (1/2/18)
	4	Jones, Herbert vs UT Arlington (11/21/17)
	4	Reese, Alex vs Memphis (11/10/17)
Blocked Shots	5	Hall, Donta vs Memphis (11/10/17)
	4	Hall, Donta vs Mercer (12/19/17)
	4	Hall, Donta vs UCF (12/3/17)
	4	Giddens, Daniel vs UCF (12/3/17)
	4	Hall, Donta vs Louisiana Tech (11/29/17)
Turnovers	9	Sexton, Collin at LSU (1/13/18)
	5	Ingram, Dazon vs Auburn (1/17/18)

2017-18 OPPONENT PLAYER GAME HIGHS

2017-18 Alabama Basketball
 Alabama Opponent High/Low Analysis (as of Jan 17, 2018)
All games

OPPONENT INDIVIDUAL GAME HIGHS

Points	29		Ayton, Deandre at Arizona (12/9/17)
	26		MATEN, Yante at Georgia (1/6/18)
	25		Trier, Allonzo at Arizona (12/9/17)
	24		Rivers, Demetre vs Mercer (12/19/17)
	24		Hervey, Kevin vs UT Arlington (11/21/17)
Field Goals Made	12		Ayton, Deandre at Arizona (12/9/17)
	9		MATEN, Yante at Georgia (1/6/18)
	9		CHILDS, Yoeli vs BYU (11/24/17)
	9		Hervey, Kevin vs UT Arlington (11/21/17)
Field Goal Att.	19		MATEN, Yante at Georgia (1/6/18)
	18		Ayton, Deandre at Arizona (12/9/17)
FG Pct (min 5 made)	1.000	(5-5)	Kabadyundi, Link vs UT Arlington (11/21/17)
	.750	(6-8)	Rivers, Demetre vs Mercer (12/19/17)
3-Point FG Made	4		BROWN, Bryce vs Auburn (1/17/18)
	4		MATEN, Yante at Georgia (1/6/18)
	4		Holland, Ria'n vs Mercer (12/19/17)
	4		MASON, Nate vs Minnesota (11/25/17)
	4		Hervey, Kevin vs UT Arlington (11/21/17)
	4		Neal, Erick vs UT Arlington (11/21/17)
3-Point FG Att.	11		BOYKINS, Jacobi vs Louisiana Tech (11/29/17)
	9		Tremont Waters at LSU (1/13/18)
	9		ROSE, Matt vs Lipscomb (11/14/17)
3-Pt FG Pct (min 2 made)	1.000	(2-2)	ROBERSON, Jeff at Vanderbilt (1/2/18)
	.800	(4-5)	Hervey, Kevin vs UT Arlington (11/21/17)
Free Throws Made	14		Trier, Allonzo at Arizona (12/9/17)
	9		Rivers, Demetre vs Mercer (12/19/17)
Free Throw Att.	16		Trier, Allonzo at Arizona (12/9/17)
	10		Rivers, Demetre vs Mercer (12/19/17)
	10		BRACEY, Daquan vs Louisiana Tech (11/29/17)
FT Pct (min 3 made)	1.000	(8-8)	BOYKINS, Jacobi vs Louisiana Tech (11/29/17)
	1.000	(6-6)	LYNCH, Reggie vs Minnesota (11/25/17)
	1.000	(4-4)	Matt Coleman vs Texas (12/22/17)
	1.000	(3-3)	BOOKER, Frank vs South Carolina (1/9/18)
	1.000	(3-3)	HAMMONDS, Rayshaun at Georgia (1/6/18)
	1.000	(3-3)	Duane Wilson vs Texas A&M (12/30/17)
	1.000	(3-3)	Mohamed Bamba vs Texas (12/22/17)
	1.000	(3-3)	GARRETT, Jarvis vs Rhode Island (12/6/17)
Rebounds	18		Ayton, Deandre at Arizona (12/9/17)
	14		MURPHY, Jordan vs Minnesota (11/25/17)
Assists	12		Neal, Erick vs UT Arlington (11/21/17)
	8		ALLEN, Terrell vs UCF (12/3/17)
	8		MCBRAYER, Dupree vs Minnesota (11/25/17)
Steals	4		JACKSON II, William at Georgia (1/6/18)
	4		GARRETT, Jarvis vs Rhode Island (12/6/17)
	4		ROBINSON, Stanford vs Rhode Island (12/6/17)
	4		ALLEN, Terrell vs UCF (12/3/17)
Blocked Shots	6		Mohamed Bamba vs Texas (12/22/17)
	3		OGBEIDE, Derek at Georgia (1/6/18)
	3		BAPTISTE, Djery at Vanderbilt (1/2/18)
	3		MURPHY, Jordan vs Minnesota (11/25/17)
	3		LYNCH, Reggie vs Minnesota (11/25/17)
Turnovers	6		Ringer, Desmond vs Mercer (12/19/17)
	5		Duop Reath at LSU (1/13/18)


0 Donta Hall
JUNIOR

F • 6-9 • 232 • Luverne, Ala.
Luverne HS

1 Riley Norris
SENIOR

G/F • 6-7 • 210 • Albertville, Ala.
Albertville HS

2 Collin Sexton
FRESHMAN

G • 6-3 • 190 • Mableton, Ga.
Pebblebrook HS

3 Alex Reese
FRESHMAN

F • 6-9 • 250 • Pelham, Ala.
Pelham HS

4 Daniel Giddens
SOPHOMORE

F • 6-11 • 247 • Mableton, Ga.
Oak Hill Academy/Ohio State

5 Avery Johnson Jr.
JUNIOR

G • 5-11 • 187 • Houston, Texas
Plano West HS/Texas A&M

10 Herbert Jones
FRESHMAN

G • 6-7 • 200 • Greensboro, Ala.
Hale County HS

11 Tevin Mack
JUNIOR

G/F • 6-6 • 223 • Columbia, S.C.
Dreher HS/Texas

12 Dazon Ingram
SOPHOMORE

G • 6-5 • 207 • Theodore, Ala.
Theodore HS

22 Ar'Mond Davis
SENIOR

G • 6-6 • 202 • Tacoma, Wash.
Foss HS/Southern Idaho CC

23 John Petty
FRESHMAN

G • 6-5 • 195 • Huntsville, Ala.
Mae Jemison HS

24 Lawson Schaffer
JUNIOR

G • 5-11 • 168 • Cullman, Ala.
Cullman HS

25 Braxton Key
SOPHOMORE

F • 6-8 • 225 • Charlotte, N.C.
Oak Hill Academy

30 Galin Smith
FRESHMAN

F • 6-9 • 235 • Clinton, Miss.
Clinton HS


33 Landon Fuller
SOPHOMORE

F • 6-8 • 222 • Brentwood, Tenn.
Brentwood HS

Avery Johnson
HEAD COACH

3rd Season
Southern, 1988

John Pelphey
ASSOC. COACH

2nd Season
Kentucky, 1991

Antoine Pettway
ASST. COACH

10th Season
Alabama, 2004

Yasir Rosemond
ASST. COACH

1st Season
Oregon, 2003

Colton Houston
DIR. OF OPS

8th Season
Harvard, 2004