



CRIMSON TIDE

BASKETBALL

19 NCAA Appearances » 13 Combined SEC Titles » 2nd in SEC History in Total League Wins » 2nd In SEC History in Winning Percentage

A

GAME 24



ALABAMA VS MISSISSIPPI STATE

FEBRUARY 6, 2018 / 6 P.M. CT / STARKVILLE, MISS.

HUMPHREY COLISEUM (10,575)

TV: SEC NETWORK

(Play-By-Play: Roy Philpott, Analyst: Brooke Weisbrod)

RADIO: CRIMSON TIDE SPORTS NETWORK | SIRIUS/XM

(Play-By-Play: Chris Stewart, Analyst: Bryan Passink) | Sirius/XM Channels 138/384

CRIMSON TIDE

Record 15-8
 SEC Record 6-4
 ESPN.com RPI/SOS 36/15
 Leading Scorer Collin Sexton (18.7)
 Leading Rebounder Donta Hall (7.0)
 Leader in Assists Collin Sexton (3.4)
 Head Coach Avery Johnson
 Record at Alabama (Years) 52-38 (3rd)
 Career Record (Years) 306-223 (10th)

BULLDOGS

Record 17-6
 SEC Record 5-5
 ESPN.com RPI/SOS 52/117
 Leading Scorer . . . Quindary Weatherspoon (15.0)
 Leading Rebounder Aric Holman (7.0)
 Leader in Assists . . . Quindary Weatherspoon (4.0)
 Head Coach Ben Howland
 Record at Miss. State (Years) 47-39 (3rd)
 Career Record (Years) 448-245 (2nd)

NUGGETS YOU NEED TO KNOW

- Alabama will conclude its two-game road swing when it travels to Starkville, Miss., to take on the Mississippi State Bulldogs on Tuesday at 6 p.m. CT. The Crimson Tide defeated the Bulldogs, 68-62, back on Jan. 20 in Tuscaloosa, which marked Alabama's fourth straight win in the series and its 10th victory in the last 11 games against the Bulldogs.
- Alabama is ranked as one of the top defensive teams in SEC play this season. Against conference opponents, the Crimson Tide leads the league in blocks per game (5.7), ranks second in scoring defense (65.6), field goal percentage defense (.392) and steals (7.5), while also ranking fourth in three-point field goal percentage defense (.307).
- Alabama owns a record of 4-1 when playing an AP Top-25 team this season, with four straight wins over ranked opponents. The Tide has defeated then-No. 5 Texas A&M, then-No. 17 Auburn, then-No. 12 Oklahoma and then-No. 23 Florida.
- Alabama leads the SEC in dunks with 110 on the season, led by junior forward Donta Hall, who has slammed home 47 dunks.
- Alabama will begin a two-game homestand when it hosts No. 15/14 Tennessee on Saturday, Feb. 10, at 5 p.m. CT on SEC Network. It will mark the only meeting between the two teams this season.

SOCIAL MEDIA:



Follow us on Twitter and Instagram @AlabamaMBB



Like us on Facebook at AlabamaMBB

Follow **ALABAMA MEN'S BASKETBALL** on the social media sites listed for up-to-date news, exclusive content and more.

#BUCKLEUP

2017-18 SCHEDULE

	Opponent	TV	Time (CT)/Result
NOVEMBER			
6	UAH (EXH.)	SECN+	W, 74-65
10	vs. Memphis ¹	CBS Sports Network	W, 82-70
14	LIPSCOMB	SEC Network	W, 86-64
17	ALABAMA A&M ²	SECN+	W, 104-67
21	RV UT ARLINGTON ²	SEC Network	W, 77-76
24	vs. BYU ³	Stadium	W, 72-59
25	vs. No. 14 Minnesota ³	Stadium	L, 84-89
29	LOUISIANA TECH	SECN+	W, 77-74

DECEMBER			
3	RV UCF	ESPNU	L, 62-65
6	RV RHODE ISLAND	SECN+	W, 68-64
9	at RV Arizona	ESPN2	L, 82-88
19	vs. Mercer ⁴	SEC Network	W, 80-79
22	RV TEXAS ⁵	ESPN2	L, 50-66
30	No. 5 TEXAS A&M*	ESPN2	W, 79-57

JANUARY			
2	at Vanderbilt*	SEC Network	L, 75-76
6	at Georgia*	SEC Network	L, 46-65
9	SOUTH CAROLINA*	SEC Network	W, 76-62
13	at LSU*	SEC Network	W, 74-66
17	No. 17 AUBURN*	SEC Network	W, 76-71
20	MISSISSIPPI STATE*	SEC Network	W, 68-62
23	at Ole Miss*	SEC Network	L, 66-78
27	No. 12 OKLAHOMA ⁶	ESPN	W, 80-73
31	MISSOURI*	ESPN2	L, 60-69


FEBRUARY			
3	at No. 23 Florida*	ESPN	W, 68-50
6	at Mississippi State*	SEC Network	6 p.m.
10	No. 15 TENNESSEE*	SEC Network	5 p.m.
13	LSU*	SEC Network	8 p.m.
17	at Kentucky*	CBS	1 p.m.
21	at Auburn*	SEC Network	7:30 p.m.
24	ARKANSAS*	SEC Network	5 p.m.
27	FLORIDA*	ESPN/ESPN2	6 p.m.

MARCH			
3	at Texas A&M*	ESPN/ESPN2	1 p.m.
7-11	at SEC Tournament ⁷	TBA	TBA

- Veterans Classic (Annapolis, Md.)
- Barclays Classic (Tuscaloosa, Ala.)
- Barclays Classic (Brooklyn, N.Y.)
- Rocket City Classic (Huntsville, Ala.)
- Vulcan Classic (Birmingham, Ala.)
- Big 12/SEC Challenge
- Southeastern Conference Tournament (Greenville, S.C.)

* Southeastern Conference game
BOLD indicates home game
 Rankings listed are AP/Coaches

2017-18 OVERALL • 15-8 / SEC • 6-4 / LAST 10 • 6-4 / HOME • 10-3 / AWAY • 2-4 / NEUTRAL • 3-1
PREVIOUS GAME'S STARTERS HIGHLIGHTED IN SHADED BOX

0		DONTA HALL F • 6-9 • 232 • Jr. • Luverne, Ala. PPG RPG APG SPG BPG MPG 10.9 7.0 0.6 0.5 2.3 23.2	LAST GAME: 14 pts, 11 rebs at Florida NOTE: Leads team in FG% (.739), rebounds & blocks; 3rd in ppg ... 3rd in SEC & 27th nationally in blocks ... one of the top dunkers in the SEC with 47 this year ... career-high 20 pts vs. UCF ... career-best 8 blks vs Oklahoma ... 4 double-doubles.	SEASON HIGHS Pts: 20 vs. UCF, 12/3/17 Rebs: 14 vs. Rhode Island, 12/6/17 Asts: 3 2x, last vs. Lipscomb, 11/14/17 Blks: 8 vs. Oklahoma, 1/27/18
1		RILEY NORRIS G/F • 6-7 • 210 • Sr. • Albertville, Ala. PPG RPG APG SPG BPG MPG 4.8 2.4 0.7 0.4 0.0 18.4	LAST GAME: DNP at Florida NOTE: Ruled out for season on Dec. 29 with hip injury after playing in nine games on the year ... scored a season high 13 pts vs. Minnesota ... has five career double-doubles ... team's most experienced player (110 career games).	SEASON HIGHS Pts: 13 vs. Minnesota, 11/25/17 Rebs: 4 vs. LA Tech, 11/29/17 Asts: 1, 6x last at Arizona, 12/9/17 Stls: 1, 5x last vs. Texas, 12/22/17
2		COLLIN SEXTON G • 6-3 • 190 • Fr. • Mableton, Ga. PPG RPG APG SPG BPG MPG 18.7 3.7 3.4 1.2 0.1 29.5	LAST GAME: 17 pts, 8 rebs, 6 asts, 2 stls at Florida NOTE: UA freshman scoring record with 40 pts vs. Minnesota ... SEC Freshman of the Week (11/27) ... 30 pts at Arizona ... leads UA in ppg and apg ... 2nd in SEC in ppg & 3rd in both FTs made (113) & attempted (145) ... Midseason Wooden Award honoree.	SEASON HIGHS Pts: 40 vs. Minnesota, 11/25/17 Rebs: 8 at Florida, 2/3/18 Asts: 6 at Florida, 2/3/18 Stls: 3, 3x last at Vanderbilt, 1/2/18
3		ALEX REESE F • 6-9 • 250 • Fr. • Pelham, Ala. PPG RPG APG SPG BPG MPG 3.8 2.8 0.3 0.6 0.1 11.5	LAST GAME: DNP at Florida NOTE: Season-high 10 points in 18 mins vs. Mercer ... scored 9 pts in 11 mins at LSU ... No. 2 prospect in Alabama by ESPN.com ... named the AHSAA 6A State Player of the Year as a senior ... averaged 20 pts & 10 rebs in 2017.	SEASON HIGHS Pts: 10 vs. Mercer, 12/19/17 Rebs: 9, 2x last vs. Lipscomb, 11/14/17 Asts: 3 vs. Memphis, 11/10/17 Stls: 4 vs. Memphis, 11/10/17
4		DANIEL GIDDENS F/C • 6-11 • 247 • So. • Mableton, Ga. PPG RPG APG SPG BPG MPG 4.5 2.6 0.3 0.3 1.3 14.1	LAST GAME: 7 mins at Florida NOTE: Career-high 13 pts vs. Miss. State ... had 12 pts & 6 rebs vs. Rhode Island ... 11 pts vs. South Carolina ... second on team and seventh in SEC in blocks per game ... sat out last year after transferring from Ohio State.	SEASON HIGHS Pts: 13 vs. Mississippi State, 1/20/18 Rebs: 9 vs. Oklahoma, 1/27/18 Asts: 1, 4x last at Vanderbilt, 1/2/18 Blks: 4 vs. UCF, 12/3/17
5		AVERY JOHNSON JR. G • 5-11 • 187 • Jr. • Houston, Texas PPG RPG APG SPG BPG MPG 4.2 1.0 0.6 0.5 0.1 14.0	LAST GAME: 10 pts, 2 asts, 2 stls at Florida NOTE: Season high 13 pts vs. Memphis ... 10 pts and 2 asts without a turnover vs. South Carolina ... 10 pts, 2 stls in in at Florida ... ranked 5th in scoring & 3FG% last season ... had career-highs of 23 pts in the 4OT win at USC.	SEASON HIGHS Pts: 13 vs. Memphis, 11/10/17 Rebs: 4 vs. Alabama A&M, 11/17/17 Asts: 5 vs. Alabama A&M, 11/17/17 Stls: 3 vs. Lipscomb, 11/14/17
10		HERBERT JONES G • 6-7 • 200 • Fr. • Greensboro, Ala. PPG RPG APG SPG BPG MPG 5.2 3.9 1.6 1.3 0.7 22.5	LAST GAME: 6 pts, 1 blk at Florida NOTE: Leads team & SEC with a school record 18 charges drawn ... tops team in steals ... season-best 14 pts vs. Oklahoma ... 12 pts vs. Memphis ... three-time first-team all-state & 4A Player of the Year ... No. 71 rated recruit by Rivals.	SEASON HIGHS Pts: 14 vs. Oklahoma, 1/27/18 Rebs: 9 vs. UT Arlington, 11/21/17 Asts: 4 3x last vs. Auburn, 1/17/18 Stls: 5 vs. UCF, 12/3/17
12		DAZON INGRAM G • 6-5 • 207 • So. • Theodore, Ala. PPG RPG APG SPG BPG MPG 10.8 6.3 3.0 1.0 0.4 29.8	LAST GAME: 8 pts, 7 rebs, 1 stl at Florida NOTE: Second in apg & rpg, 4th in ppg ... 2nd in the SEC in defensive rebounds a game (5.6) ... matched career high with 22 pts vs. LA Tech ... scored 20 pts with 5 rebs & 5 asts vs. Memphis ... 4th career double-double with 18 pts & 10 rebs at LSU.	SEASON HIGHS Pts: 22 vs. LA Tech, 11/29/17 Rebs: 14 vs. Rhode Island, 12/6/17 Asts: 5, 3x last at Ole Miss, 1/23/18 Stls: 3 vs. Texas A&M, 12/30/17
15		TYLER BARNES F • 6-8 • 205 • Fr. • Louisville, Ky. PPG RPG APG SPG BPG MPG 0.0 0.0 0.0 0.0 0.0 1.0	LAST GAME: DNP at Florida NOTE: Became eligible to suit up for the Crimson Tide prior to the Rhode Island game (12/6) ... saw his first collegiate action vs. Texas A&M ... joined the team as a practice player through walk-on tryouts ... attended St. Xavier HS.	SEASON HIGHS Pts: NA Rebs: NA Asts: NA Stls: NA
22		AR'MOND DAVIS G • 6-6 • 202 • Sr. • Tacoma, Wash. PPG RPG APG SPG BPG MPG - - - - - -	LAST GAME: DNP at Florida NOTE: Has not seen any action. 2016-17: Played in 32 contests and averaged 6.9 ppg ... ranked fourth in made threes (32) & third in threes attempted (129) ... finished with 10 double-figure scoring contests on the season.	SEASON HIGHS Pts: NA Rebs: NA Asts: NA Stls: NA
23		JOHN PETTY G • 6-5 • 195 • Fr. • Huntsville, Ala. PPG RPG APG SPG BPG MPG 11.0 2.3 2.0 0.6 0.3 28.8	LAST GAME: 3 rebs, 1 ast at Florida NOTE: Scored 30 pts on school record 10 treys vs. Alabama A&M ... 2nd leading scorer ... had 27 pts in win over Auburn ... ranks among SEC's top 3-pt shooters ... 2x SEC Freshman of the Week (11/20, 1/1) ... Mr. Basketball in Alabama in 2016 & 2017.	SEASON HIGHS Pts: 30 vs. Alabama A&M, 11/17/17 Rebs: 6 vs. Lipscomb, 11/14/17 Asts: 4 3x last vs. Miss. State, 1/20/18 Stls: 2 vs. BYU, 11/24/17
24		LAWSON SCHAFFER G • 5-11 • 168 • Jr. • Cullman, Ala. PPG RPG APG SPG BPG MPG 1.1 0.0 1.0 0.4 0.0 4.1	LAST GAME: DNP at Florida NOTE: A preferred walk-on ... Played career-best 11 mins and tied career high with 5 pts vs Memphis. 2016-17: Career-high 5 pts vs. Mississippi State in SEC Tourney ... went 4-of-8 on the year from behind the arc.	SEASON HIGHS Pts: 5 vs. Memphis, 11/10/17 Rebs: NA Asts: 4 vs. Alabama A&M, 11/17/17 Stls: 1 2x last vs. Lipscomb, 11/14/17
25		BRAXTON KEY F • 6-8 • 225 • So. • Charlotte, N.C. PPG RPG APG SPG BPG MPG 6.1 5.2 2.4 1.5 0.5 25.6	LAST GAME: 13 pts, 5 rebs, 2 asts at Florida NOTE: Missed first 10 gms with knee injury ... 3rd on team in rebounding ... season-high 16 pts along with 5 rebs, 4 asts and 3 stls vs Mississippi State ... has 19 stls in 13 gms played ... member of 2016-17 SEC All-Freshman Team).	SEASON HIGHS Pts: 16 vs. Mississippi State, 1/20/18 Rebs: 9 vs. Auburn, 1/17/18 Asts: 5 vs. South Carolina, 1/9/18 Stls: 4 at Vanderbilt, 1/2/18
30		GALIN SMITH F • 6-9 • 235 • Fr. • Clinton, Miss. PPG RPG APG SPG BPG MPG 2.7 2.1 0.1 0.1 0.8 11.1	LAST GAME: 6 mins at Florida NOTE: Had season highs of 10 pts, 8 rebs, 3 blks & 26 mins vs. Minnesota ... had 8 pts and 4 rebs in 29 mins at LSU ... ranked as the top big man & No. 2 overall player in Mississippi (247Sports.com).	SEASON HIGHS Pts: 10 vs. Minnesota, 11/25/17 Rebs: 8 vs. Minnesota, 11/25/17 Asts: 1 vs. Alabama A&M, 11/17/17 Blks: 3 2x, last vs. Auburn, 1/17/18

ALABAMA	VS.	MISSISSIPPI STATE
2017-18	Season	2017-18
15-8	Overall	17-6
6-4	Conference	5-5
6-4	Last 10	5-5
3-2	Last 5	3-2
73.5	PPG	74.2
69.1	OPP PPG	65.3
+4.4	Margin	+8.9
.465	FG%	.465
.409	FG% DEF	.400
.332	3PT%	.296
.319	3PT% DEF	.321
.677	FT%	.685
36.9	RPG	38.2
35.7	OPP RPG	34.2
+1.2	Margin	+3.9
13.0	APG	13.5
14.2	TOs PG	13.6
6.1	BPG	5.4
7.0	SPG	7.0

SERIES HISTORY

Overall Series Record.....	Alabama leads, 124-74
Last Five Contests.....	Alabama leads, 4-1
Last 10 Contests.....	Alabama leads, 9-1
At Mississippi State.....	Mississippi State leads, 54-40 (streak: won 4)
At Alabama.....	Alabama leads, 77-17 (streak: won 2)
At Coleman Coliseum.....	40-9
Neutral Site.....	7-3
Series Streak.....	Alabama won 4
Last Meeting.....	Jan. 20, 2018 in Coleman Coliseum (Alabama 68, Mississippi State 60)

ABOUT MISSISSIPPI STATE

• Mississippi State and Alabama will meet for the 199th time in series history when the teams square off on Tuesday night. It will be the second meeting this season between the two teams. The Crimson Tide held on to capture a 68-62 win over the Bulldogs just 17 days ago, back on Jan. 20 in Tuscaloosa.

• Alabama owns an all-time record of 124-74, and has won 10 of the last 11 meetings and 14 of the last 17 overall between the two programs. The Crimson Tide has won four straight and five of the last six meetings over the Bulldogs in Humphrey Coliseum.

• The 199 games played and the 124 wins against Mississippi State marks the most for Alabama against any single opponent in each category in program history.

• Quinndary Weatherspoon leads the Bulldogs with a 15.0 points and 4.0 assists per game. He also tops the squad with 1.4 steals and 30.2 minutes per game. Aric Holman is second on the team in scoring average (11.4 ppg) and tops State in rebounds (7.0 rpg) and ranks second in blocked shots (1.3 bpg). Freshman Nick Weatherspoon, the younger brother of Quinndary and the recipient of this week's SEC Freshman of the Week award, is the third Mississippi State player to average double figures at 10.8 points a game, while ranking second in minutes (28.4 mpg). Center Abdul Ado leads MSU with 2.0 bpg and is tied for the team lead with 7.0 rpg, to go along with 7.6 ppg.

• As a team, Mississippi State (17-5, 5-5) has won three consecutive games and four of the last six coming into Tuesday night's contest. The Bulldogs are outscoring the opposition by 8.9 points per game (74.2-65.3) and outrebounding the opposition by 3.9 boards a contest (38.2-34.3).

• Ben Howland, who is in his third season at the helm of the program, was named the 20th head coach in Mississippi State history on March 23, 2015. In four different stints as a head coach, Howland has a 448-245 record – Northern Arizona (79-59), Pittsburgh (89-40), UCLA (233-107) and Mississippi State (37-25). He led UCLA to three-consecutive Final Fours, including a national runner-up finish in 2006.

ASSOCIATED PRESS POLL

WEEK 14 (FEB. 5)	2017-18	
Rank	Team (FPV)	Record Points
1	Villanova (48)	22-1 1,608
2	Virginia (16)	22-1 1,572
3	Purdue (1)	23-2 1,500
4	Michigan State	22-3 1,407
5	Xavier	21-3 1,350
6	Cincinnati	21-2 1,305
7	Texas Tech	19-4 1,182
8	Auburn	21-2 1,138
9	Duke	19-4 1,075
10	Kansas	18-5 1,015
11	Saint Mary's	23-2 895
12	Gonzaga	21-4 851
13	Arizona	19-5 816
14	Ohio State	20-5 747
15	Tennessee	17-5 739
16	Clemson	19-4 720
17	Oklahoma	16-6 636
18	Rhode Island	19-3 486
19	West Virginia	17-6 457
20	Michigan	19-6 331
21	North Carolina	17-7 304
22	Wichita State	17-5 295
23	Nevada	20-4 205
24	Kentucky	17-6 133
25	Miami	17-5 76

Others receiving votes: Butler 65, Washington 54, Florida State 27, New Mexico State 23, Seton Hall 20, Creighton 18, Arizona State 17, **Texas 15**, NC State 12, **Alabama 8**, Middle Tennessee 6, Nebraska 4, **Florida 3**, Houston 3, TCU 3, Oklahoma State 2, East Tennessee State 1, Vermont 1.

USA TODAY/COACHES POLL

WEEK 14 (FEB. 5)	2017-18	
Rank	Team (FPV)	Record Points
1	Villanova (22)	22-1 765
2	Virginia (8)	22-1 751
3	Purdue (1)	23-2 716
4	Michigan State	22-3 662
5	Xavier	21-3 649
6	Cincinnati	21-2 622
7	Texas Tech	19-4 549
8	Duke	19-4 494
9	Auburn	21-2 461
10	Kansas	18-5 451
11	Gonzaga	21-4 441
12	Saint Mary's	23-2 436
13	Arizona	19-5 351
14	Tennessee	17-5 348
15	Clemson	19-4 334
16	Ohio State	20-5 322
17	West Virginia	17-6 283
18	Oklahoma	16-6 255
19	Rhode Island	19-3 252
20	Michigan	19-6 168
21	Wichita State	17-5 163
22	North Carolina	17-7 150
23	Nevada	20-4 103
24	Kentucky	17-6 73
25	Miami	17-5 59

Others receiving votes: Creighton 45, Arizona State 42, Seton Hall 25, Middle Tennessee 15, NC State 13, Florida State 11, New Mexico State 10, Washington 10, Boise State 9, **Florida 8**, Butler 6, Lafayette 5, Houston 5, USC 3, **Alabama 3**, Louisville 2, Kansas State 2, **Texas 2**, Loyola-Chicago 1

2017-18 Opponents in BOLD

ALABAMA IN THE POLLS WEEK-BY-WEEK		
WEEK	AP/USA TODAY	WEEK
PRE	RV/25	8
2	RV/25	9
3	25/RV	10
4	24/RV	11
5	RV/RV	12
6	RV/RV	13
7	RV/RV	14

LAST TIME OUT: ALABAMA 68, NO. 23 FLORIDA 50 [GAINESVILLE, FLA.]

Official Basketball Box Score -- Game Totals -- Final Statistics

Alabama vs Florida

2/3/18 4 p.m. at Exactech Arena - Gainesville, Fla.

Alabama 68 • 15-8, 6-4 SEC

##	Player	Total			3-Ptr			Rebounds			PF	TP	A	TO	Blk	Stl	Min
		FG	FGA	FT	FTA	Off	Def	Off	Def	Tot							
00	Hall, Donta	f	7-7	0-0	0-0	4	7	11	2	14	0	3	1	1	28		
04	Giddens, Daniel	f	0-2	0-0	0-0	0	0	0	1	0	0	1	0	0	7		
02	Sexton, Collin	g	7-15	2-5	1-2	2	6	8	2	17	6	3	1	2	31		
12	Ingram, Dazon	g	4-7	0-1	0-3	0	7	7	1	8	1	4	0	1	32		
23	Petty, John	g	0-2	0-2	0-0	0	3	3	1	0	1	2	0	0	18		
05	Johnson Jr, Avery		4-8	1-2	1-3	2	0	2	1	10	2	0	0	2	21		
10	Jones, Herbert		2-4	0-0	2-2	0	1	1	3	6	0	2	1	0	23		
25	Key, Braxton		5-7	1-3	2-2	1	4	5	1	13	2	3	1	0	34		
30	Smith, Galin		0-0	0-0	0-0	0	0	0	0	0	0	1	0	0	6		
	Team					2	4	6									
	Totals		29-52	4-13	6-12	11	32	43	12	68	12	19	4	6	200		

FG % 1st Half: 11-21 52.4% 2nd half: 18-31 58.1% Game: 29-52 55.8%

3FG % 1st Half: 3-7 42.9% 2nd half: 1-6 16.7% Game: 4-13 30.8%

FT % 1st Half: 2-4 50.0% 2nd half: 4-8 50.0% Game: 6-12 50.0%

Deadball
Rebounds
2

Florida 50 • 15-8, 6-4 SEC

##	Player	Total			3-Ptr			Rebounds			PF	TP	A	TO	Blk	Stl	Min
		FG	FGA	FT	FTA	Off	Def	Off	Def	Tot							
25	Stone, Keith	f	4-9	1-3	3-4	2	3	5	1	12	1	2	0	1	30		
03	Hudson, Jalen	g	3-10	0-4	0-0	0	1	1	2	6	0	5	1	0	30		
04	Koulechov, Egor	g	5-10	1-4	0-0	0	2	2	1	11	0	2	0	1	28		
05	Allen, KeVaughn	g	5-12	3-7	3-3	0	4	4	1	16	3	1	0	3	33		
11	Chiozza, Chris	g	2-9	0-3	0-1	0	2	2	3	4	4	2	1	4	35		
00	Okauru, Mike		0-3	0-2	1-2	1	0	1	2	1	0	0	0	2	11		
12	Gak, Gorjok		0-0	0-0	0-0	1	1	2	0	0	0	0	0	0	4		
13	Hayes, Kavarrius		0-2	0-0	0-1	3	2	5	3	0	0	0	1	1	17		
21	Bassett, Dontay		0-0	0-0	0-0	1	1	2	0	0	0	0	0	0	5		
24	Ballard, Deaundrae		0-2	0-1	0-0	0	0	0	0	0	1	0	0	0	7		
	Team					1	0	1									
	Totals		19-57	5-24	7-11	9	16	25	13	50	9	12	3	12	200		

FG % 1st Half: 12-26 46.2% 2nd half: 7-31 22.6% Game: 19-57 33.3%

3FG % 1st Half: 3-11 27.3% 2nd half: 2-13 15.4% Game: 5-24 20.8%

FT % 1st Half: 6-9 66.7% 2nd half: 1-2 50.0% Game: 7-11 63.6%

Deadball
Rebounds
1

Officials: Olandis Poole, Peter Juzenas, Tim Gattis

Technical fouls: Alabama-None. Florida-None.

Attendance: 10845

Score by periods	1st	2nd	Total
Alabama	27	41	68
Florida	33	17	50

Points	In	Off	2nd	Fast	Bench
UA	46	15	14	10	29
UF	26	18	11	8	1

Score tied - 4 times.
Lead changed - 5 times.Last FG - UA 2nd-01:48, UF 2nd-05:56.
Largest lead - UA by 18 2nd-01:48, UF by 10 1st-07:47.
UA led for 13:45. UF led for 23:06. Game was tied for 03:09.

GAINESVILLE, Fla. — The Alabama men's basketball team beat No. 23 Florida, Saturday afternoon by a score of 68-50, marking the Crimson Tide's largest margin of victory against the Gators in Gainesville in program history.

Alabama (15-8, 6-4 SEC) was led by four double digit scorers including freshman Collin Sexton (17), junior Donta Hall (14), sophomore Braxton Key (13) and junior Avery Johnson Jr. (10). Hall grabbed 11 rebounds to earn his fourth double-double of the season and did not miss a shot from the field (7-of-7).

"Today was a tale of two halves for us, in terms of taking care of the basketball," head coach Avery Johnson said. "We basically looked like we never practiced before in our lives in the first half, throwing the ball all over the gym, too many turnovers. But we had a conversation about it at halftime... a great conversation. And fortunately, we came out, took care of the ball, played solid defense and made sure we tried to reduce their success from behind the 3-point line, trying to mix up our defense a little bit. But you talk about a well-coached team, in Florida with Coach [Mike] White; he's done an amazing job since he's been here. We have a lot of respect for what he's done in their program, but I'm awfully proud of our guys tonight, especially bouncing back with the way we played against Missouri. Our team played a balanced game in the second half, both offensively and defensively. We had four guys in double figures, but ball movement in the second half was incredible. Our bench did an amazing job."

After trailing Florida (15-8, 6-4) for all but 38 seconds (during which the two teams were tied) in the first half, Alabama entered halftime down by six points, 33-27. The Tide then burst out of the gate in the second half by scoring the first eight points of the half to tie the game at the 18:13 mark.

The teams traded baskets for the next several minutes, but with the scored tied at 43-43 with 11:56 left to play, Alabama scored the next 11 points to extend its lead to double figures, 54-43, with 7:29 remaining. The Tide's defense took over from there, limiting the Gators' offense before stretching its lead to the final 18-point margin of victory.

Overall, Alabama outscored Florida, 41-17 in the second half, shooting 58.1 percent (18-of-31) while limiting the Gators to just 22.6 percent shooting (7-of-31) over the final 20 minutes.

After turning the ball over 14 times in the first half, the Tide trimmed that number to just five in the second half. The Crimson Tide's bench was also key to its comeback, outscoring the Gators 29-1, led by Key's 13, 10 of which came in the second half. Johnson, Jr., also chipped in double digits off the bench with 10.

The win marked Alabama's fourth consecutive victory over an AP top-25 opponent this season as well as its second conference road win. It also marked the first back-to-back wins at Florida for the Tide since the 1990 and 1991 seasons.

2017-18 TOP PERFORMANCES

CATEGORY	ALABAMA	OPPONENTS
Points	40, Collin Sexton vs. Minnesota, 11/25/17	29, Deandre Ayton, Arizona, 12/9/17
Field Goals Made	12, Collin Sexton vs. Minnesota, 11/25/17	12, Deandre Ayton, Arizona, 12/9/17
Field Goal Attempts	22, Collin Sexton vs. Minnesota, 11/25/17	18, Deandre Ayton, Arizona, 12/9/17
3-Pointers Made	10, John Petty vs. Alabama A&M, 11/17/17	4, 9x, last by Kassius Robertson, Missouri, 1/31/18
3-Pointers Attempted	13, 2x, last by John Petty vs. Auburn, 1/17/18	11, Jacobi Boykins, LA Tech, 11/29/17
Rebounds	14, Donta Hall vs. Rhode Island, 12/6/17	18, Deandre Ayton, Arizona, 12/9/17
Assists	6, 3x, last by Collin Sexton at Florida, 2/3/18	12, Erick Neal, UT Arlington, 11/21/17
Steals	5, Herbert Jones vs. UCF, 12/3/17	4, 5x, last by Chris Chiozza, Florida 2/3/18
Blocks	8, Donta Hall vs. Oklahoma, 1/27/18	6, Mohamed Bamba, Texas, 12/22/17

QUICK FACTS

UNIVERSITY

Location	Tuscaloosa, Ala.
Founded	April 12, 1831
Enrollment	38,563
Conference	Southeastern
Colors	Crimson and White
Nickname	Crimson Tide
President	Dr. Stuart Bell
Director of Athletics	Greg Byrne

FACULTY ATHLETICS

Representative Dr. James King
Sport Administrator..... Jeff Purinton
Arena (Capacity)..... Coleman Coliseum (15,383)

COACHING STAFF

Head Coach	Avery Johnson
Alma Mater	Southern, 1988
Record at Alabama	52-38 (Third Season)
NBA Coaching Record	254-186 (Seven Seasons)
Overall Career Record	306-224 (10 Seasons)
Associate Head Coach ..	John Pelphrey (2nd Season)
Assistant Coach	Antoine Pettway (10th Season)
Assistant Coach	Yasir Rosemond (1st Season)
Director of Operations	Colton Houston
Director of Player Development	Blake Gray
Scouting and Recruiting Coordinator	Alex Fain
Strength and Conditioning	Lou DeNeen
Athletic Trainer	Clarke Holter

TEAM INFORMATION

2016-17 Record	19-15
2016-17 SEC Record/Finish	10-8/5th
2016-17 H/A/N Record	10-7/5-6/4-2
Starters Returning/Lost	4/1
Letterwinners Returning/Lost	7/5
Newcomers	6*

**includes transfer who sat out last season*

PROGRAM HISTORY

All-Time Record	1,652-1,022-1 (.618)
SEC Record	781-600 (.565)
SEC Tournament Record	64-51 (.557)
SEC Championships	7
SEC Divisional Championships	3
NCAA Appearances	19
NIT Appearances	15

ATHLETICS COMMUNICATIONS

Men's Basketball Contact	Aaron Jordan
Office	205-348-6084
Cell	205-913-1979
E-mail	ajordan@ia.ua.edu
Fax	205-348-8841
Secondary Men's Basketball Contact	Nia Barnes
Website	www.RollTide.com
Mailing Address	1201 Coliseum Drive Room 170 Tuscaloosa, AL 35487

ALABAMA MEN'S BASKETBALL QUICK HITS

• Alabama won its fourth consecutive game over a ranked opponent when it took down then-No. 23 Florida, 68-50, last Saturday afternoon to improve to 4-1 this season when playing a team ranked in the Associated Press Top 25. Of the Tide's four victories over top-25 foes this season, Saturday was the first time Alabama won over a ranked foe on the road.

• Alabama was led by freshman Collin Sexton, who led four scorers in double figures with 17 points, to go along with career highs of eight rebounds and six assists in the victory. Junior Donta Hall collected his fourth double-double of the season with 14 points on 7-of-7 shooting from the floor, along with 11 rebounds. Both Braxton Key (13 points) and Avery Johnson Jr. (10 points) hit double figures off the bench in the winning effort.

• Alabama outscored Florida 41-17 in the second half, while the Tide reserves outscored its counterparts, 29-1, in the victory. The 18-point win was not only the largest by an Alabama team at Florida in program history, but it also marked the second consecutive win in Gainesville. The last time the Tide won two straight over Florida on the Gators' home floor came during the 1989-90 and 1990-91 campaigns.

- With the win over then-No. 23 Florida on Saturday, Alabama has now won four straight games over AP Top-25 opponents. In addition to the 68-50 win over the Gators, the Crimson Tide owns wins over then-No. 5 Texas A&M, then-No. 17 Auburn and then-No. 12 Oklahoma this season. Since Avery Johnson's arrive in Tuscaloosa, Alabama owns a record of 9-8 when facing an AP Top-25 team. Prior to his arrival, the Tide dropped 21 consecutive games to nationally-ranked opponents.

- Ken Pomeroy ranks Alabama's experience at 348 out of 351 teams in the nation. According to his formula which is determined by a player's eligibility class (a freshman has zero years of experience, a sophomore has one year of experience, etc.), Alabama owns a 0.77 rating, which is the least experienced team in school history. The previous record in the rankings, which began in 2007, was the Tide's 2012 squad which was ranked No. 322 with 1.01 years of experience.

- Alabama leads the Southeastern Conference with 110 dunks this season, led by junior Donta Hall, who now has 47 dunks on the year. The Luverne, Ala., native is connecting on an impressive 73.9 percent (102-of-138) from the field, with nearly half of his made field goals this season coming above the rim (47 dunks on 102 made field goals).

• Sexton comes into Saturday's contest as the second-leading scorer in the Southeastern Conference at 18.7 points per game. The Mableton, Ga., native has scored 20 or more points in 10 of the 20 games he has played and has two game of 30 or more in a game this season. Sexton, who was named the SEC Freshman of the Week for the week of Nov. 27, also tops the Tide with 3.4 assists per game, while shooting 43.6 percent from the field and 36.8 percent beyond the arc. Sexton ranks third in the SEC in free throws made (113) and attempted (145), despite missing three games this year.

• Freshman John Petty has earned two SEC Freshman of the Week honors this season. In doing so, he became the first Alabama player to achieve the feat since former standout JaMychal Green earned the honor twice during the 2008-09 campaign. Petty's first award came the week of Nov. 20 after he connected on a school record 10 threes (10-of-13) in the victory over Alabama A&M on Nov. 17. Most recently, Petty earned the accolade on Jan. 1 after he led the Tide with 18 points in the upset over then-No. 5 Texas A&M on Dec. 30.

* Sexton put on a show against Minnesota (11/25) in front of the Barclays Center crowd, as he ended the night with an Alabama freshman scoring record of 40 points, including 31 in the second half and 15 in the final 7:32. Sexton, who broke Alvin Lee's freshman scoring record of 36 points vs. Vanderbilt on Feb. 17, 1988, scored the ninth-most points in a single game in program history as he connected on 12-of-22 shots from the field, 4-of-7 from beyond the arc and 12-of-16 from the free throw line. In doing so, he became the first Alabama player to score 40 in a game since Reggie King had 43 points against Virginia on March 12, 1979.

2017-18 ROSTER & PRONUNCIATIONS

No.	Name	Fi-net-ick	Pos.	Ht./Wt.	Yr.	Major	Hometown
0	Donta Hall	don-TAY	F	6-9/232	Jr.	Ex. Science	Luverne, Ala.
1	Riley Norris		G/F	6-7/210	Sr.	Marketing	Albertville, Ala.
2	Collin Sexton		G	6-3/190	Fr.	Business	Mableton, Ga.
3	Alex Reese		F	6-9/250	Fr.	Business	Pelham, Ala.
4	Daniel Giddens		F/C	6-11/247	So.	Consumer Science	Mableton, Ga.
5	Avery Johnson Jr.		G	5-11/167	Jr.	Marketing	Houston, Texas
10	Herbert Jones		G	6-7/200	Fr.	Business	Greensboro, Ala.
11	Tevin Mack		G/F	6-6/223	Jr.	Communications	Columbia, S.C.
12	Dazon Ingram	DAY-zon	F	6-5/207	So.	Business Man.	Theodore, Ala.
15	Tyler Barnes		F	6-8/200	Fr.		Louisville, Ky.
22	Ar'Mond Davis	OUR-mond	G	6-6/202	Sr.	Gen. Studies	Tacoma, Wash.
23	John Petty		G	6-5/195	Fr.	Business	Huntsville, Ala.
24	Lawson Schaffer	SHAY-fer	G	5-11/168	Jr.	Business Man.	Cullman, Ala.
25	Braxton Key		F	6-8/225	So.	Psychology	Charlotte, N.C.
30	Galin Smith	Gay-lin	F	6-9/235	Fr.	Ex. Science	Clinton, Miss.
33	Landon Fuller		F	6-8/222	So.	Biology	Brentwood, Tenn.

2018 SIGNEES

Alabama men's basketball head coach Avery Johnson officially announced the Tide's 2018 signing class on Monday, as the Crimson Tide inked three players, who are all ranked among the top prospects in the nation.

Below is a look at each of the newest signees:

Jared Butler • PG • 6-2 • 185

Reserve, La. (Riverside Academy)

A consensus four star recruit who is ranked as the No. 75 overall player in the class of 2018, the No. 13-ranked point guard and the top player in the state of Louisiana, according to Scout.com ... as a junior under head coach Timmy Bird at Riverside Academy, Butler averaged 20.4 points and 6.7 assists per game in leading the Rebels to the Division III select semifinals ... named as a 2A first team all-state point guard by the Louisiana Sportswriters Association in 2017 and also was tabbed a two-time All-Metro team honoree by the Times-Picayune in 2016 and 2017 ... played for the Mississippi Express in the Nike EYBL where he averaged 13.6 points, 4.4 assists and 4.0 rebounds a game in 16 contests.

Javian Fleming • PF • 6-9 • 230

Canton, Miss. (Canton HS)

Played under head coach Russell Evans ... a four-star recruit who is ranked as the No. 2 player in the state and the No. 17 center in the country, according to ESPN.com ... averaged 16.2 points, 10 rebounds and 2.7 blocks as a junior, while collecting 14.9 points, 9.7 rebounds and 2.0 blocks a game as a sophomore ... was named to the Clarion Ledger's Dandy Dozen in each of the past two seasons ... selected to play in the 2017 Mississippi North/South All-Star game where he was named the Most Valuable Defensive Player with 18 points, 14 rebounds and three blocks ... was selected to attend the prestigious NBPA Top-100 camp which took place this past summer.

Diante Wood • SG • 6-4 • 175

Anniston, Ala. (Sacred Heart Catholic HS)

A four-star prospect according to ESPN.com, which lists him as the top-ranked prospect in the state of Alabama and the No. 32 overall player in the region played under head coach Ralpheal Graves at Sacred Heart ... helped lead his squad to three consecutive 1A state titles, becoming just the ninth program in AHSAA history to win three consecutive championships ... named the Class 1A Player of the Year in 2016 and 2017, while also earning the Most Valuable Player award at the state tournament in each of the past two seasons ... as junior, Wood averaged 18.6 points, 9.2 rebounds and 3.5 assists per game.

105TH SEASON OF BASKETBALL AT ALABAMA IS UNDERWAY

- Alabama is in its 105th season of basketball in 2017-18.
- The Tide has an all-time record of 1,652-1,022-1 (.615), which includes a 782-600 (.565) record in SEC play. The program's first year of play was 1912-13.
- Alabama ranks second in the SEC in league victories and all-time winning percentage.
- UA has made 34 NCAA (19) or NIT (15) appearances and has won seven SEC regular-season titles and six SEC Tournament championships.

SCOUTING ALABAMA

- Alabama captured its second road win in the league and fourth win over a top-25 opponent this season when it took a 68-50 victory at then-No. 23/24 Florida last Saturday. The win was the Crimson Tide's sixth victory over the last eight games entering Tuesday's contest.
- The Tide is averaging 73.5 points per game and outscoring the opposition by 4.4 points per contest (73.5-69.1). As a team, Alabama is connecting on 46.5 percent from the field and 33.2 percent from beyond the arc. The Tide owns +1.2 advantage on the boards, 36.9-35.7 per game. Additionally, Alabama leads the SEC and ranks seven in the nation in blocked shots per game (6.1).
- In addition to blocking shots, the Alabama defense is allowing opponents to shoot 40.9 percent from the field and 31.9 percent from deep, while also averaging 7.0 steals a contest. In league games, the Tide ranks as one of the top defensive teams in the SEC. Through 10 conference games, Alabama leads the league in blocks (5.7), ranks second in scoring defense (65.6), field goal percentage defense (.392) and steals (7.5) and is fourth in three-point field goal percentage defense (.307).
- The Tide ranks eight in the SEC in league games only in free throw percentage at 71.8 percent and is shooting 67.7 percent at the line for the season, which ranks 13th in the SEC. Furthermore, Alabama ranks 63rd nationally in free throws attempted (523) and is 104th in the nation in free throws made (354). In fact, nearly 21 percent of Alabama's point total (354 of 1,691 points) has come from the charity stripe.
- Four players are averaging double-figure scoring for the Tide, led by freshman Collin Sexton's 18.7 ppg. That number not only tops the team, but also ranks second in the SEC and 85th nationally. Sexton also tops the team in assists (3.4 apg) and field goals made (116) and attempted (266). Freshman John Petty ranks second on the team with 11.0 ppg and tops UA in threes made (60) and attempted (162), while his 2.2 treys made per game is sixth-best in the SEC.
- Junior Donta Hall leads the Tide in field goal percentage (.739, 102-of-138), which would lead the country but he's just shy of meeting the minimum requirement of 5.0 or more field goals made per game (Hall is at 4.64 made per game). Hall also tops the team in dunks (47), rebounds (7.0 rpg) and blocks (2.3 bpg), while ranking fourth with 10.9 points per game. Sophomore guard Dazon Ingram is averaging 10.8 ppg, and ranks second on the team in rebounding (6.3 rpg) and assists (3.0 apg) a game. Meanwhile, Ingram's 5.8 defensive rebounds per contest is second-best in the SEC.

2017-18 STARTING LINEUP BREAKDOWN

OPPONENT (W/L)	Ingram	Petty	Jones	Hall	Giddens
vs. Memphis (W)	Sexton	Petty	Petty	Hall	Giddens
Lipscomb (W)	Sexton	Ingram	Petty	Hall	Giddens
Alabama A&M (W)	Sexton	Ingram	Petty	Hall	Giddens
UT Arlington (W)	Sexton	Ingram	Petty	Hall	Giddens
vs. BYU (W)	Sexton	Ingram	Petty	Hall	Giddens
vs. Minnesota (L)	Sexton	Petty	Jones	Hall	Giddens
Louisiana Tech (W)	Sexton	Ingram	Petty	Hall	Giddens
UCF (L)	Sexton	Ingram	Petty	Norris	Hall
Rhode Island (W)	Sexton	Ingram	Petty	Norris	Hall
at Arizona (L)	Sexton	Ingram	Petty	Norris	Hall
vs. Mercer (W)	Sexton	Ingram	Petty	Key	Hall
Texas (L)	Sexton	Ingram	Petty	Key	Hall
Texas A&M (W)	Sexton	Ingram	Petty	Key	Hall
at Vanderbilt (L)	Sexton	Ingram	Petty	Key	Hall
at Georgia (L)	Sexton	Petty	Jones	Key	Hall
South Carolina (W)	Sexton	Jones	Key	Hall	Giddens
at LSU (W)	Sexton	Ingram	Jones	Key	Giddens
Auburn (W)	Ingram	Petty	Jones	Key	Giddens
Mississippi State (W)	Ingram	Petty	Jones	Key	Giddens
at Ole Miss (L)	Ingram	Petty	Jones	Key	Giddens
Oklahoma (W)	Sexton	Ingram	Petty	Key	Hall
Missouri (L)	Sexton	Ingram	Petty	Key	Hall
at Florida (W)	Sexton	Ingram	Petty	Hall	Giddens

Number of different starting lineups: 10

Record by lineup (bold indicates most recent lineup):

5-0	Sexton, Ingram, Petty, Hall, Giddens
3-3	Sexton, Ingram, Petty, Key, Hall
1-2	Sexton, Ingram, Petty, Norris, Hall
2-1	Ingram, Petty, Jones, Key, Giddens
1-0	Ingram, Petty, Jones, Hall, Giddens
1-0	Sexton, Jones, Key, Hall, Giddens
1-0	Sexton Jones, Key, Hall, Giddens
1-0	Sexton Ingram Jones, Key, Giddens
0-1	Sexton, Petty, Jones, Key, Hall
0-1	Sexton, Petty, Jones, Hall, Giddens

BOLD indicates most recent lineup

SPECIALTY STATS

Opponent	Paint	Pts off			
		T/O	2ndCh	FastB	Bench
vs. Memphis	36	9	12	13	18
ALABAMA	26	25	14	8	28
LIPSCOMB	22	6	6	2	12
ALABAMA	50	17	9	16	24
ALABAMA A&M	28	13	7	2	19
ALABAMA	48	12	13	14	29
UT ARLINGTON	28	20	6	0	18
ALABAMA	28	18	3	6	22
vs. BYU	34	13	7	2	14
ALABAMA	42	13	10	6	10
vs. Minnesota	36	17	21	15	23
ALABAMA	36	18	11	14	29
LOUISIANA TECH	38	15	9	8	7
ALABAMA	42	11	7	8	16
UCF	30	19	6	6	20
ALABAMA	34	18	9	8	13
RHODE ISLAND	30	26	12	12	20
ALABAMA	36	7	10	4	20
at Arizona	26	3	12	6	9
ALABAMA	26	11	2	6	8
vs. Mercer	28	15	12	4	34
ALABAMA	38	20	14	12	21
TEXAS	30	12	11	12	10
ALABAMA	30	10	7	4	18
TEXAS A&M	36	9	22	4	17
ALABAMA	36	15	13	6	10
at Vanderbilt	20	16	11	4	14
ALABAMA	42	14	2	8	17
at Georgia	20	4	10	3	17
ALABAMA	16	16	4	2	8
SOUTH CAROLINA	20	17	3	4	16
ALABAMA	44	14	12	8	35
at LSU	24	12	6	8	11
ALABAMA	36	9	13	2	28
AUBURN	26	16	13	4	27
ALABAMA	24	21	4	6	15
MISSISSIPPI STATE	28	6	13	2	18
ALABAMA	38	19	20	4	17
at Ole Miss	28	22	15	8	18
ALABAMA	36	14	18	10	33
OKLAHOMA	40	18	22	0	3
ALABAMA	42	18	11	12	25
MISSOURI	22	15	7	2	22
ALABAMA	24	18	7	4	12
at Florida	26	18	11	8	1
ALABAMA	46	15	14	10	29
at Mississippi State					
ALABAMA					
TENNESSEE					
ALABAMA					
LSU					
ALABAMA					
at Kentucky					
ALABAMA					
at Auburn					
ALABAMA					
ARKANSAS					
ALABAMA					
FLORIDA					
ALABAMA					
at Texas A&M					
ALABAMA					
OPPONENT Totals	656	321	254	129	368
Average/Game	28.5	14.0	11.0	5.6	16.0
ALABAMA Totals	820	353	229	176	467
Average/Game	35.7	15.3	10.0	7.7	20.3

ALABAMA-MISSISSIPPI STATE – SERIES NOTES

- Alabama and Mississippi State will meet for the 199th time in series history then the teams square off on Tuesday night. The Tide owns a 124-74 edge in the all-time series, including wins in eight of the last nine contests played between the two teams.
- The 198 games played and the 124 wins against Mississippi State marks the most for Alabama against any single opponent in each category in program history.
- Alabama claimed a narrow 68-62 victory over the Bulldogs in the first meeting this season, which was played just 17 days ago (Jan. 20) at Coleman Coliseum. The Crimson Tide jumped out to a 19-point lead at halftime, but had to withstand a second half surge from Mississippi State to hang on for the win. The complete recap and box score from the first meeting can be found on page 11.
- The Crimson Tide won all three contests between the two teams last season. Alabama claimed a 68-58 win in Starkville on Jan. 3, followed by a 71-62 victory in Tuscaloosa on Jan. 20. The two teams also met in the second round of the SEC Tournament, with the Tide capturing a 74-55 victory over the Bulldogs on March 9.
- With its win earlier this season, Alabama owns a record of 77-17 in all-time games against the Bulldogs at home, including a 40-9 mark at Coleman Coliseum.
- Coming into Tuesday's game, Alabama has won four straight and five of the last six games over Mississippi State at Humphrey Coliseum. The Tide has an overall mark of 40-54 in games played in Starkville, Miss.
- Alabama won four straight, 10 of the last 11 games and 14 of the last 17 contests over Mississippi State
- The 99-year-old series has seen 14 overtime contests including the 2008-09 season's double-overtime affair. The Tide owns an 8-6 lead in such games.
- Sixty-four of the meetings have been decided by five or fewer points.

TOPPLING THE TOP 25

- Alabama head coach Avery Johnson has led his teams to success when playing against teams ranked in the Associated Press Top 25 during his three seasons at the Capstone.
- This season alone, the Crimson Tide boasts a record of 4-1 against Top-25 teams, including four consecutive wins over ranked opponents. Alabama has toppled then-No. 5 Texas A&M (79-57 on Dec. 30), then-No. 17 Auburn (76-71 on Jan. 17), then-No. 12 Oklahoma (80-73 on Jan. 27) and then-No. 23 Florida (68-50 on Feb. 3).
- In 2015-16, the Tide was one of 15 teams nationally that defeated four AP top-25 teams – the first time since 2001-02 that UA recorded at least four wins against top-25 competition.
- In 17 total games played against teams ranked in the AP Top 25, Johnson has led the Tide to a record of 9-8. That's a huge improvement, especially considering prior his arrival, Alabama had lost 21 consecutive games to nationally-ranked opponents.

ALABAMA'S TOURNAMENT RESUME CONTINUES TO LOOK STRONG

- The Crimson Tide comes into the final full month of the season boasting a quality NCAA Tournament resume after 24 games played this season.
- Alabama is a perfect 3-0 against teams ranked in the top 15 of the RPI, defeating Auburn (No. 5), Rhode Island (No. 6) and Oklahoma (No. 14). The Crimson Tide owns a 5-3 record vs. ESPN.com's top-50 RPI and is 9-6 when playing teams ranked in the RPI top 100.
- The Tide is 4-1 this season when playing a team ranked in the Associated Press Top-25 and has won four consecutive contests against Top-25 opponents.
- According to ESPN.com's latest RPI rankings (as of Feb. 4), the Tide checks in at No. 36 in the nation and boasts the No. 14 overall strength of schedule and the No. 19 non-conference strength of schedule. WarrenNolan.com ranks the Tide No. 39 in its RPI with the No. 13 overall strength of schedule. Meanwhile, CBSsports.com rates the Tide at No. 38 in the RPI, boasting the No. 13 non-conference strength of schedule and the No. 19 overall SOS.
- Alabama is receiving votes in both polls this week and has been receiving votes to be ranked in all but three weeks of the season, and was ranked as high as No. 24 nationally by the AP poll (week 4).
- Alabama was rated No. 24 by Blue Ribbon's Preseason Top 25, while NBC Sports ranked Alabama No. 23 nationally in its preseason rankings.

HUSTLE STATS

DUNK CHART

PLAYER	DUNKS	CAREER DUNKS
Hall	47	101
Giddens	16	16
Jones	14	14
Smith	11	11
Ingram	9	22
Sexton	5	5
Key	4	24
Petty	3	3
Reese	1	1
Davis		6
Norris		5
TOTAL	110	

CHARGES TAKEN

PLAYER	CHARGES	CAREER CHARGES
Jones	18	18
Key	9	23
Ingram	3	11
Norris	3	16
Smith	3	3
Hall	2	3
Johnson Jr.		2
Davis		1
TOTAL	38	

AND-1'S (converted/attempted)

PLAYER	AND-1'S	CAREER AND-1'S
Hall	5/10	11/19
Sexton	6/9	6/9
Ingram	5/8	12/16
Giddens	2/5	2/5
Petty	2/3	2/3
Jones	1/3	1/3
Smith	1/3	1/3
Johnson Jr.	1/2	2/5
Norris	1/1	11/14
Reese	1/1	1/1
Key		10/13
Davis		4/4

MOST COMMON OPPONENTS

Below is a look at Alabama's most familiar foes in school history:

Opponents	Games	Record
1. Mississippi State	198	124-74
2. LSU	178	107-71
Ole Miss	178	120-58
4. Auburn	156	94-62
5. Kentucky	147	37-110
6. Tennessee	146	78-68
7. Georgia	146	94-52
8. Florida	142	75-67
9. Vanderbilt	138	69-69
10. Tulane	84	52-32

2017-18 SEC STANDINGS [2/5]

	SEC	Overall
Auburn	9-1	21-2
Tennessee	7-3	17-5
Alabama	6-4	15-8
Florida	6-4	15-8
Kentucky	6-4	17-6
Mississippi State	5-5	17-6
Missouri	5-5	15-8
Arkansas	4-6	15-8
Georgia	4-6	13-9
LSU	4-6	13-9
Ole Miss	4-6	11-12
South Carolina	4-6	13-10
Texas A&M	4-6	15-8
Vanderbilt	2-8	8-15

UA IN SEC/NCAA STATS [2/5]

Team	Overall	Rank	NCAA	SEC	Rank
Scoring Offense	73.5	11th		68.8	10th
Scoring Defense	69.1	7th		65.6	2nd
Scoring Margin	+4.4	10th		+3.2	3rd
Free Throw %	.677	13th		.718	8th
FG %	.465	5th	93rd	.447	4th
FG % Defense	.409	7th	40th	.392	2nd
3-PT FG %	.332	10th		.305	11th
3-PT FG % Def.	.319	5th	45th	.307	4th
3-PT FG Made	6.2	12th		5.8	12th
Rebound Offense	36.9	9th		36.2	6th
Rebound Defense	35.7	T11th		34.7	T5th
Rebound Margin	+1.2	9th		+1.5	6th
Assists	13.0	11th		12.3	8th
Steals	7.0	4th	92nd	7.5	2nd
Blocks	6.1	2nd	7th	5.7	T1st
Turnover Margin	-0.1	9th		-0.5	9th
Assist/Turnover	0.9	14th		0.9	11th

Individual SCORING	Overall	Rank	NCAA	SEC	Rank
Collin Sexton	18.7	2nd	85th	16.3	10th
REBOUNDING					
Donta Hall	7.0	T6th		6.3	13th
Dazon Ingram	6.3	T12th		6.1	15th
DEFENSIVE REBOUNDING					
Dazon Ingram	5.6	2nd		5.8	2nd
BLOCKED SHOTS					
Donta Hall	2.3	3rd	27th		
Daniel Giddens	1.3	10th			
STEALS					
Braxton Key				1.5	T4th
Herbert Jones	1.3	8th			
3-POINT FG PERCENTAGE					
John Petty	.370	10th			
3-POINT FG MADE PER GAME					
John Petty	2.6	4th		2.2	T6th

TALE OF TWO TEAMS

- Alabama boasts a 4-1 record in SEC home contests, winning by an average margin of 7.6 ppg. However, the Tide 2-3 and losing by an average of 1.2 ppg.
- Furthermore, Alabama has outrebounded three of its five opponents at home, but is being outrebounded by an average of 0.7 in road contests.
- Below is a breakdown over Alabama's numbers in conference play on the road and at home this year.

	PPG	Opp PPG	RPG	Opp RPG	FG%	Opp FG%	3FG%	Opp 3FG%
Home SEC Games	71.8	64.2	36.2	36.2	.459	.385	.340	.299
Away SEC Games	65.8	67.0	36.5	33.2	.436	.399	.267	.315

PETTY THRIVES IN HOME SEC CONTESTS

- A big reason why the Crimson Tide has four out of its five SEC homes games is due to the play of freshman guard John Petty, who has thrived under the arched roof of Coleman Coliseum. However, he has struggled when playing on the road in league contests.
- In his five home conference games, Petty is averaging 14.8 points per game, while shooting 49.0 percent from the field and 45.0 percent from deep. However, in road contests, the Huntsville, Ala., native is only averaging 2.8 ppg, shooting 15.6 percent from the floor and 16.7 percent from beyond the arc.
- Below is a breakdown over Petty's numbers in conference play on the road and at home this year.

Petty In...	FGM-FGA	FG%	3FGM-3FGA	3FG%	PPG	RPG	MPG
Home SEC Games	24-49	.490	18-40	.450	14.8	2.8	30.8
Away SEC Games	5-32	.156	4-24	.167	2.8	0.8	25.6

ONE OF THE NATION'S MOST IMPROVED PLAYERS

- Junior Donta Hall has improved tremendously since stepping foot on the Alabama campus as a freshman prior to the 2015-16 campaign.
- When Hall first arrived in Tuscaloosa in the summer of 2015, he weighed 200 pounds and has since added more than 30 pounds to his frame. In addition, his Maximum Bench Press, which is now at 265 pounds, has increased by over 80 pounds in his three seasons at The Capstone.
- Even while increasing his body weight and overall strength, Hall's Maximum Vertical Touch has increased by over six-plus inches and is now currently at 12'1".
- On the court, Hall's numbers have also seen a traumatic improvement. Below is a breakdown of Hall's end-of-season season averages at the end of his freshman and sophomore seasons, as well as what he's been averaging through the 19 games he has played this season.

DONTA HALL	GP-GS	MPG	PPG	RPG	BPG	FGM-FGA	FG%	FTM-FTA	FT%	DUNKS
2015-16 - FRESHMAN	33-0	12.8	2.8	4.3	1.7	37-61	.607	19-44	.431	18
2016-17 - SOPHOMORE	34-20	19.7	6.0	5.5	1.4	79-120	.658	45-75	.600	36
2017-18 - JUNIOR	22-19	23.2	11.0	7.0	2.3	102-136	.739	36-61	.590	47

COMING UP CLUTCH AT THE FREE THROW LINE

- Alabama has had its share of struggles from the charity stripe this season, as it enters the game at Mississippi State ranked 287th (out of 351) in the nation in free throw percentage (.677). However, the Crimson Tide has come through in clutch situations this year.
- The statistics show that the Tide improves as the game nears its conclusion. With four minutes left on the clock, Alabama is shooting 75.2 percent (76-of-101) as a team. That number rises to 78.5 percent (62-of-79) inside of three minutes. In the final minute of play, the Tide is shooting an impressive 89.8 percent (42-of-52) at the line.
- Below is a breakdown of Alabama's top free throw shooters in terms of getting to the foul line and comparing their season average to what the average is inside of four minutes and inside of one minute.

Player	Season Average	FT% inside 4 mins	FT% Inside 1 min
Dazon Ingram	102-of-141 - .723	37-of-43 - .860	24-of-26 - .923
Collin Sexton	113-of-145 - .779	28-of-33 - .848	14-of-17 - .824
Team	354-of-523 - .677	76-of-101 - .752	42-of-52 - .808

FRESHMAN IMPACT

- Alabama's 2017 signing class was a consensus top-10 ranked class in the nation, rated as high as No. 6 by Rivals.com. In the early part of the season, the Tide rookies are showing why they made up one of the top signing classes in Alabama basketball history.
- Three of the top five scorers thus far are freshmen, led by the dynamic duo of Collin Sexton (18.7 ppg) and John Petty (11.0 ppg). In fact, Sexton ranks second the SEC in points per game and Petty ranks as one of the league's top three-point shooters.
- Below is a breakdown of the percentage the freshman class has contributed in each of the major statistical categories:

Category	Freshman Total	Top Freshman	Percentage
Points	41.4 of 73.5	Sexton - 18.7*	56.3
Rebounds	14.8 of 36.9	Jones - 3.9	40.1
Assists	155 of 299	Sexton - 3.4*	51.8

RECORD WHEN...

At home	10-3
On the road	2-4
At neutral sites	3-1
In SEC games	6-4
SEC home games	4-1
SEC road games	2-3
In non-conference games	9-4
In overtime	0-0

In games decided by ...	
5 points or less	5-3
6-10 points	3-2
11 points or more	7-3

Leading at the half	10-2
Trailing at the half	5-6
Tied at the half	0-0

Shooting 40% or better	15-4
Shooting less than 40%	0-4
Opponent better than 40%	5-7
Opponent shoots 40% or less	10-1
Shooting same or better than opponent	13-2
Shooting worse than opponent	2-6

Outrebounding opponent	10-1
Opponent outrebounds UA	4-6
Rebounds are tied	1-1

70% or better on FT	5-5
less than 70% on FT	10-3
More FT att. than opponent	10-3
Less FT att. than opponent	5-5
Same FT att. as opponent	0-0

40% or better on 3PT	5-1
Less than 40% on 3PT	10-7

More turnovers than opponent	8-2
Less turnovers than opponent	6-6
Same turnovers as opponent	1-0

Scoring 80 or more points	5-2
Scoring 70-79 points	7-1
Scoring 60-69 points	3-3
Scoring 50-59 points	0-1
Scoring less than 50 points	0-1

Allowing 80 or more points	0-2
Allowing 70-79 points	6-2
Allowing 60-69 points	6-4
Allowing 50-59 points	3-0
Allowing less than 50 points	0-0

On Sunday	0-1
On Monday	0-0
On Tuesday	4-2
On Wednesday	3-1
On Thursday	0-0
On Friday	3-1
On Saturday	5-3

In November	6-1
In December	3-3
In January	5-4
In February	1-0
In March	0-0

Steals	81 of 161	Jones - 1.3*	50.3
Blocks	43 of 140	Jones - 16	30.7
Field Goals Made	303 of 596	Sexton - 116*	50.8
Three-Point FG Made	107 of 145	Petty - 60*	73.8

* Denotes team leader in the category

VARIETY OF ISSUES CAUSING A VARIETY OF CHANGES

- Alabama has battled a variety of issues throughout the season that has caused players to miss a multitude of games. Tide players have missed a combined total of 53 games throughout the campaign.
- The players who have missed time this season include Ar'Mond Davis (24), Riley Norris (14), Braxton Key (11), Collin Sexton (3), Donta Hall (1) and Dazon Ingram (1).
- Not one Alabama player has started every game, while only four UA student-athletes have seen action in all 23 games this season (John Petty, Herbert Jones, Daniel Giddens and Avery Johnson Jr.).
- Head coach Avery Johnson has been forced to use 10 different starting lineups in the Tide's 23 games, while nine different players has started at least one contest this season for Alabama.

SEXTON CAMPAIGNING FOR FRESHMAN OF THE YEAR AWARD

- Freshman guard Collin Sexton has played in 20 contests and shown why he was one of the most highly-touted recruits to come to Alabama in program history. He currently ranks second in the SEC with 18.7 points per game, while also topping the team with 3.4 assists per contest.
- Consider the following about Sexton's start to the season: Ranks second in the SEC and 85th nationally in scoring average ... ranks third in the SEC in both free throws made (113) and free throws attempted (145) – despite not playing in three games this year ... ranks 52nd nationally in free throws made and is 57th in the nation in foul shots attempted ... has 16 double-figure scoring games, 10 games of 20 or more points and two games of 30 or more points.
- Sexton broke the Alabama freshman scoring record when we went for 40 points against Minnesota on Nov. 25 – his fifth game with the Crimson Tide. The UA record was held by Alvin Lee who went for 36 points against Vanderbilt on Feb. 17, 1988. Furthermore, the last time a UA player went for 40 in a game came nearly 40 years ago, when Reggie King scored 43 against Virginia on March 12, 1979.
- After sitting out the season opener vs. Memphis (11/10), Sexton scored 22 points in his collegiate debut against Lipscomb on Nov. 14. The last time a true UA freshman scored that many points in his debut came on Nov. 24, 1978, when Eddie Phillips went for 25 points in his first career game in a 96-74 loss to Wagner.
- The Mableton, Ga., native scored 20 or more points in each of his first three games for the Tide (25 vs. Alabama A&M on Nov. 17 and 29 vs. UT Arlington on Nov. 21). In doing so, Sexton became the first freshman in the modern era to accomplish three consecutive 20-point games in his first three collegiate contests. Freshman were allowed to play with the varsity beginning in the 1975-76 season. Prior to that, Charles Cleveland, playing on the 1971-72 freshman team, scored 22 or more points in each of his first three games to begin the season.

GETTING IT DONE IN THE CLASSROOM

- The Alabama men's basketball team had an outstanding fall semester in the classroom, highlighted by senior Riley Norris who graduated this past December with an undergraduate degree in marketing.
- As a team, the Crimson Tide boasted a team grade point average of 3.016.
- Freshmen Collin Sexton, Herbert Jones and Tyler Barnes each finished with a perfect 4.0 GPA and will earn a spot on the President's List.
- A total of seven Alabama student-athletes finished the semester with a 3.0 GPA or better. In addition to the three who earned a 4.0 in the fall, freshman Alex Reese (3.86), sophomore Landon Fuller (3.25), Norris (3.23) and junior Avery Johnson Jr. (3.08) all achieved the milestone.

CLOSE CALLS

- Alabama has been in a number of close games this season. Eleven of the 22 games played this year were decided by less than 10 points. Eight of those games came down to five points or less, with the Tide owning a mark of 5-3 in those contests.
- Nine of the Tide's last 14 games that have been decided by six or fewer points, with Alabama going 5-4 in those contests.
- UA owns a mark of 3-2 in games decided by three or fewer points.

HISTORICAL WIN OVER FIFTH-RANKED TEXAS A&M

- Alabama captured a 79-57 victory over then-No. 5 Texas A&M on Dec. 30 in the SEC opener for both teams. It was a historical win on several fronts.
- The 22-point win was the largest Alabama victory over a team ranked in the Associated Press top 10 in program history. The previous mark was a 21-point win over then-No. 10 Kentucky (94-73) on 12/29/82.
- It marked the first time the Crimson Tide has beaten a top-five opponent since March 20, 2004 when UA knocked off then-No. 1 Stanford, 70-67, on March 20, 2004.
- It was the first time Alabama defeated a top-10 opponent since Feb. 18, 2006 when it defeated then-No. 8 Tennessee, 92-79.
- Alabama captured its first top-five opponent at home since Feb. 6, 1999 when UA captured a 62-58 win over then-No. 5 Kentucky in Coleman Coliseum.

INFINITI COACHES CHARITY CHALLENGE

Alabama men's basketball head coach Avery Jonson is participating in the 2018 INFINITI Coaches' Charity Challenge. Fans can help Coach Johnson win the challenge by voting at infinite timeout.com.

Here are the three ways to vote for Coach Johnson each day:

1.) Voters will no longer be required to set up or log-in to vote. Fans will be able to access the site and vote once per day for their coach on this platform.

2.) Fans can vote on Twitter with one vote per day counting towards Coach Johnson's total. The voter must include #Timeout2Vote and #AveryJohnson (or @CoachAvery6) in the text of the post.

3.) Fans can vote on Instagram with one vote per day counting towards Coach Johnson's total. The voter must include #Timeout2Vote and #AveryJohnson (or @CoachAvery6) in the text of the post.

No votes will be counted from Facebook directly. On Facebook, fans will be linked to infinite timeout.com.

Round 1 voting runs from today through 1/21/2018 at 11:59AM ET. (Top 24 coaches advance to Round 2)

Round 2 voting runs from 1/22/2018 at 1:00PM ET - 2/11/2018 at 11:59AM ET. (Top 16 coaches advance to Round 3)

Round 3 voting runs from 2/12/2018 at 1:00PM ET - 2/25/2018 at 11:59AM ET. (Top 4 coaches advance to Final Round)

Final Round voting runs from 2/26/2018 at 1:00PM ET - 3/10/2018 at 11:59PM ET.

The winner will be announced on Selection Sunday (3/11).

INFINITI is excited to embark into its eighth year as an official corporate partner of NCAA Men's Division 1 Basketball. Continuing its partnership with the National Association of Basketball Coaches (NABC), the INFINITI Coaches' Charity Challenge returns this year featuring 48 coaches, donating \$349,000 for coaches' charities throughout the duration of the sponsorship.



SEXTON GOES FOR 40, EARNS SEC FRESHMAN OF THE WEEK

- Freshman guard Collin Sexton was named the SEC Freshman of the Week after an impressive display on the court for the week of Nov. 27.
- Sexton put on a show for the Barclays Center crowd in the championship game of the 2017 Barclays Classic last Saturday vs. Minnesota. The Mableton, Ga., native was one of three players on the court for the final 10-plus minutes and nearly helped give the shorthanded Tide an improbable come-from-behind victory by scoring 40 points in the 89-84 loss to the nation's 14th-ranked team.
- Sexton, who scored 15 points in the final seven-plus minutes, had 31 in the second half alone. His 40 points set a UA freshman scoring record and marked the ninth-most points in a single game in program history. The Mableton, Ga., native became the first Alabama player to score 40 in a game since Reggie King had 43 points against Virginia on March 12, 1979.
- Sexton began the week by scoring a then-season high 29 points in a one-point victory over UT Arlington (11/21) and followed that with 10 points and a season-high seven rebounds in a win over BYU (11/24).

PETTY NAMED SEC FRESHMAN OF THE WEEK...AGAIN

- Collin Sexton isn't the only Alabama freshman making headlines early this season. Guard John Petty is also making a name for himself, as he has earned two SEC Freshman of the Week accolades this year.
- The 6-foot-5, 195-pound guard became the first Alabama rookie to win the league's weekly award twice in the same season since 2009 when JaMychal Green earned two SEC Freshman of the Week awards.
- His first weekly honor came on Nov. 20 as the Huntsville, Ala., native knocked down a school record 10 three-pointers in the Tide's 104-67 victory over Alabama A&M on Nov. 17. Petty connected on 10-of-13 shots from beyond the arc en route to toppling the former record of eight set by seven different players, most recently by Riley Norris vs. South Carolina on Jan. 13, 2016.
- Petty's 10 threes tied for the fourth-most in a single game in Southeastern Conference history. However, his percentage of 76.9 percent (10-of-13) was the highest in league history by any player who has made 10 or more threes in a game. Furthermore, the last SEC player to have 10 or more three-pointers in a game was Michael Frazier of Florida (Mar. 4, 2014).
- His most recent award came on Jan. 1 when he collected 18 points, four rebounds, three assists and two blocks in leading the Crimson Tide to a 79-57 win over fifth-ranked Texas A&M on Dec. 30. Petty made 60 percent (6-of-10) of his field goals, including 55.6 percent (5-of-9) of his shots from 3-point range. The victory marked the first time the Crimson Tide defeated an Associated Press top-5 opponent since March 20, 2004, when UA topped then-No. 1 Stanford, 70-67, in the NCAA tournament.

GREATEST LOSS IN NCAA HISTORY?

- Alabama and Minnesota played in what was one of the most bizarre games not only this season, but arguably in the history of college basketball.
- The Tide was forced to finish the contest with only three players on the court over the final 10-plus minutes of the contest. Seven Alabama players were ejected for leaving the bench during an altercation at the 13:43 mark of the second half, which left five UA players on the court. Two minutes later, sophomore Dazon Ingram fouled out with 11:37 remaining. Less than a minute later, freshman John Petty went down with an injury, leaving Alabama with three players over the final 10:41 and the Tide trailing 67-56.
- Naturally, the Golden Gophers were able to extend their lead to 79-64 with 7:32 remaining, but that's when the tide turned. Alabama went on a 16-4 run over the next 4:52 to make it a one possession game (83-80) with 1:39 left. The Tide actually had the ball and a chance to cut into the lead even more, but missed a jumper which Minnesota then converted to an and-1 on the other end to put the game out of reach.
- Despite being down to three players for the final 10:41, the Tide outscored the Gophers 30-22.
- It was just the second known time a Division I team played a game with three players on the court. The only other known occurrence came on Feb. 23, 1989 in a game between Wichita State and Indiana State when the Sycamores played the final 25 seconds of the game in a 5-on-3 disadvantage.
- With 1:46 remaining in the first half of that contest, a fight broke out between Wichita State's Aaron Davis and Indiana State's Darrin Liles. The entire Sycamore bench joined in. Once order was restored, Davis and Liles were both ejected. Because the Indiana State bench players had come onto the court, they were also ejected, leaving the Sycamores with just four players to finish out the game. One of the four – Ron Cheatham – picked up his fifth personal foul with 25 seconds to play in the second half, and the game ended with only three Sycamores on the floor.

WAITING IN THE WINGS

- In addition to the three early signees, Alabama also has another addition who is sitting out this year due to NCAA transfer rules. Guard/forward Tevin Mack, who played his freshman and sophomore seasons at Texas, joined the Crimson Tide last June and will be eligible to suit up beginning next season.
- As a sophomore during the 2016-17 season, Mack led the Longhorns with 14.8 points and 31.3 minutes per game, while also adding 4.8 rebounds a contest. Over the 15 games he played a year ago, the 6-7, 220-pound guard/forward connected on 45.9 percent (79-of-172) from the floor, including a team-high 39.1 percent (34-of-87) from behind the arc. He reached double figures in 11 games and scored 18 points or more on eight different occasions.
- Mack attended Dreher High School in Columbia, S.C., before suiting up for the Longhorns. Coming out of high school, he was ranked the No. 11 small forward in the nation by 247Sports, which also ranked him 76th overall in the country.

RILEY NORRIS OUT FOR SEASON

- Alabama men's basketball head coach Avery Johnson announced on Dec. 30 that senior guard/forward Riley Norris will miss the remainder of the 2017-18 season with a hip injury. Norris had surgery in late December and is expected to make a full recovery.

BY THE NUMBERS

1

Alabama leads the Southeastern Conference in league contests only in blocked shots (5.7) and is second in conference play in scoring defense (65.6), steals (7.5) and field goal percentage defense (.392).

8

Alabama boasts of eight games on this year's schedule that are currently ranked or receiving votes to be ranked in this most updated Associated Press Top 25 poll.

8

The Crimson Tide has had eight games that were decided by five points or less points this year. Alabama has a record of 5-3 in such contests.

9

Number of AP top-25 teams Alabama has beaten in Avery Johnson's tenure (9-8), including a 4-1 mark this season. In 2015-16, the Tide was one of 15 teams nationally that defeated four AP top-25 teams – the first time since 2001-02 that UA recorded at least four wins against top-25 competition.

12

Total number of sellouts in Alabama head coach Avery Johnson's three seasons, including three straight this season (Auburn on Jan. 17, Mississippi State on Jan. 20 and Oklahoma on Jan. 27). Last season, the Tide had four sellouts and recorded five sellouts the previous year (2015-16), which was the most games sold out in a single season at Alabama since selling out six during the 2006-07 campaign.

27

Alabama ranked 27th in the nation in total attendance last season, averaging 11,947 fans per game. In 2015-16, the Crimson Tide set a school record for average attendance at 13,110, which ranked 22nd nationally. This year, Alabama is averaging 13,341 fans per home game.

72

Number of games UA has won in league play over the past eight years (including 2017-18 season). UA ranks third in the league, trailing only Kentucky (104) and Florida (92). Alabama ranks ahead of Ole Miss (71), Arkansas (71), Georgia (68) and Vanderbilt (65).

306

Avery Johnson has compiled 306 career victories during his coaching career. his 10-plus seasons as a head coach include seven-plus years as an NBA head coach where he collected 254 wins, in addition to his 51 wins now in his third season at Alabama.

1,651

Number of all-time wins for Alabama, now in its 105th year of basketball, which ranks second in the SEC.

LAST TIME VS. MISSISSIPPI STATE - JAN. 20, 2018 [TUSCALOOSA, ALA.]

Official Basketball Box Score -- Game Totals -- Final Statistics

Mississippi State vs Alabama

1/20/18 7:30 p.m. at Tuscaloosa, Ala. (Coleman Coliseum)

Mississippi State 62 • 14-5, 2-4

#	Player		Total		3-Ptr		Rebounds		PF	TP	A	TO	Blk	Stl	Min
			FG-FGA	FG-FGA	FT-FTA	Off	Def	Total							
24	Ado, Abdul	f	5-8	0-0	1-1	2	2	4	4	11	0	3	1	0	20
35	Holman, Aric	f	3-5	1-1	4-5	2	8	10	3	11	0	1	0	0	28
00	Weatherspoon, Nick	g	2-9	1-4	2-2	0	1	1	2	7	1	2	0	1	25
11	Weatherspoon, Q	g	4-9	0-3	4-4	4	5	9	2	12	2	5	0	2	31
23	Carter, Tyson	g	1-5	1-4	0-0	0	0	0	1	3	0	1	0	0	23
01	Peters, Lamar		6-15	4-10	1-2	0	1	1	3	17	2	2	0	3	28
02	Wright, Eli		0-1	0-0	0-0	0	2	2	2	0	0	0	0	0	12
22	Feazell, KeyShawn		0-2	0-1	0-0	0	1	1	1	0	0	0	0	0	13
45	Datcher, E.J.		0-2	0-0	1-2	1	4	5	2	1	0	1	0	1	20
Team						4	1	5				1			
Totals			21-56	7-23	13-16	13	25	38	20	62	5	16	1	7	200

FG % 1st Half: 8-25 32.0% 2nd half: 13-31 41.9% Game: 21-56 37.5%
 3FG % 1st Half: 2-10 20.0% 2nd half: 5-13 38.5% Game: 7-23 30.4%
 FT % 1st Half: 4-6 66.7% 2nd half: 9-10 90.0% Game: 13-16 81.3%

Alabama 68 • 13-6, 5-2

#	Player		Total		3-Ptr		Rebounds		PF	TP	A	TO	Blk	Stl	Min
			FG-FGA		FG-FGA	FT-FTA	Off	Def							
25	Key, Braxton	f	6-13	2-4	2-3	3	2	5	1	16	4	2	1	3	28
04	Giddens, Daniel	c	5-7	0-0	3-6	3	1	4	4	13	1	0	3	1	22
10	Jones, Herbert	g	3-8	0-1	0-0	2	3	5	1	6	0	1	1	0	30
12	Ingram, Dazon	g	0-2	0-0	7-10	1	7	8	4	7	6	3	0	1	29
23	Petty, John	g	3-11	2-7	1-2	1	3	4	2	9	4	2	0	1	35
00	Hall, Donta	g	4-8	0-0	0-2	2	3	5	1	8	1	1	1	1	19
03	Reese, Alex	g	1-4	0-2	0-0	0	2	2	0	2	0	0	0	1	12
05	Johnson Jr, Avery	g	2-3	1-2	0-0	0	1	1	1	5	0	1	0	0	16
30	Smith, Galin	g	1-4	0-0	0-0	2	1	3	3	2	0	1	1	0	9
	Team					1	2	3							
Totals			25-60	5-16	13-23	15	25	40	17	68	16	11	6	7	200

FG % 1st Half: 16-31 51.6% 2nd half: 9-29 31.0% Game: 25-60 41.7%
 3FG % 1st Half: 4-8 50.0% 2nd half: 1-8 12.5% Game: 5-16 31.3%
 FT % 1st Half: 5-11 45.5% 2nd half: 8-12 66.7% Game: 13-23 56.5%

Officials: Tony Henderson, Owen Shortt, Gerald Williams
 Technical fouls: Mississippi State-None. Alabama-None.
 Attendance: 15383

Score by periods	1st	2nd	Total
Mississippi State	22	40	62
Alabama	41	27	68

Last FG - MS 2nd:00:22, UA 2nd:00:04.
 Largest lead - MS None, UA by 20 1st:01:10.
 MS led for 00:00. UA led for 38:19. Game was tied for 01:41.

Points	In	Off	2nd	Fast	Bench
MS	28	6	13	2	18
UA	38	19	20	4	17

Score tied - 3 times.
 Lead changed - 0 times.

LAST THREE GAME CUMES

RECORD:	OVERALL	HOME	AWAY	NEUTRAL
ALL GAMES	2-1	1-1	1-0	0-0
CONFERENCE	1-1	0-1	1-0	0-0
NON-CONFERENCE	1-0	1-0	0-0	0-0

#	Player	gp-gs	Total					3-Point		F-Throw		Rebounds				pf	dq	a	to	blk	stl	pts	avg
			min	avg	fg-fga	fg%	3fg-fga	3fg%	ft-fta	ft%	off	def	tot	avg									
02	Sexton, Collin	3-3	96	32.0	22-45	.489	6-16	.375	8-14	.571	3	12	15	5.0	9	0	10	7	1	3	58	19.3	
00	Hall, Donta	3-3	75	25.0	13-18	.722	0-0	.000	6-12	.500	8	14	22	7.3	4	0	2	7	9	3	32	10.7	
12	Ingram, Dazon	3-3	90	30.0	9-17	.529	2-4	.500	6-12	.500	0	14	14	4.7	7	0	5	5	1	3	26	8.7	
25	Key, Braxton	3-2	86	28.7	8-17	.471	3-9	.333	6-8	.750	3	10	13	4.3	4	0	5	6	1	3	25	8.3	
10	Jones, Herbert	3-0	73	24.3	8-18	.444	0-2	.000	4-7	.571	3	7	10	3.3	8	0	4	6	3	2	20	6.7	
05	Johnson Jr, Avery	3-0	36	12.0	6-13	.462	1-4	.250	3-5	.600	2	0	2	0.7	1	0	2	1	0	2	16	5.3	
23	Petty, John	3-3	69	23.0	4-12	.333	3-11	.273	3-3	1.000	0	7	7	2.3	1	0	3	7	0	2	14	4.7	
03	Reese, Alex	2-0	20	10.0	2-6	.333	2-6	.333	2-2	1.000	0	2	2	1.0	0	0	2	0	1	2	8	4.0	
04	Giddens, Daniel	3-1	38	12.7	3-7	.429	0-0	.000	1-3	.333	2	7	9	3.0	6	0	0	6	3	1	7	2.3	
30	Smith, Galin	2-0	16	8.0	1-1	1.000	0-0	.000	0-0	.000	1	2	3	1.5	2	0	0	1	0	0	2	1.0	
24	Schaffer, Lawson	1-0	1	1.0	0-0	.000	0-0	.000	0-0	.000	0	0	0	0.0	0	0	0	0	0	0	0	0.0	
Team												5	5	10				1					
Total.....		3	600		76-154	.494	17-52	.327	39-66	.591	27	80	107	35.7	42	0	33	47	19	21	208	69.3	
Opponents.....		3	600		73-175	.417	22-74	.297	24-35	.686	30	70	100	33.3	56	1	34	44	8	19	192	64.0	

#BUCKLES

ALABAMA HEAD COACH AVERY JOHNSON



PREVIOUS COACHING EXPERIENCE

Dallas Mavericks	Head Coach (2005-08)
Brooklyn Nets	Head Coach (2010-12)

YEAR-BY-YEAR RECORD

UNIVERSITY OF ALABAMA 45-34, .570)

Year	Overall	Conf.	Notes
2015-16	18-15	8-10	NIT 1st Round
2016-17	19-15	10-8	NIT 1st Round
2017-18	15-8	6-4	

BROOKLYN NETS (60-116, .341)

Year	Overall	Conf.	Notes
2010-11	24-58	4th/Atlantic	
2011-12	22-44	5th/Atlantic	
2012-13	14-14	—	

DALLAS MAVERICKS (194-70, .735)

Year	Overall	Conf.	Notes
2004-05	16-2	2nd/Southwest	Playoffs (2nd rd.) NBA Coach of the Month (April)
2005-06	60-22	2nd/Southwest	NBA Finals NBA Coach of the Year All-Star Coach (Western) 2x NBA Coach of the Month
2006-07	67-15	1st/Southwest	Playoffs (1st rd.)
2007-08	51-31	4th /Southwest	Playoffs (1st rd.)

COLLEGE:	52-38 (.578) [SEC: 24-22, .522]
NBA:	254-186 (.577)
TOTAL:	306-224 (.577)

MILESTONES

Louisiana Sports HOF (2015)
 San Antonio Spurs HOF (2009)
 NBA Coach of the Year (2006)
 NBA Western Conference All-Star Coach (2006)
 NBA Champion (1999 San Antonio Spurs)
 2x SWAC Player of the Year (1987 & 1988)
 2 NCAA Tournaments (1987 & 1988)

BY THE NUMBERS

4,474 – Ranks second in San Antonio Spurs and 38th in NBA History in all-time assists
16 – Total Number of NBA Seasons
12.0 – Career assist average at Southern University (1987-88) – an NCAA record that still stands
6 – San Antonio Spurs retired Johnson's No. 6 jersey on Dec. 22, 2007
2 – One of only two players (Calvin Murphy) under 6-feet in height to play over 1,000 games in the NBA

• Avery Johnson was introduced as Alabama's 20th head men's basketball coach on April 7, 2015. Johnson, who led the San Antonio Spurs to the 1999 NBA title as a player and was named the 2006 NBA Coach of the Year, came to the Capstone after a successful coaching career in the NBA.

• Johnson and his staff brought in the nation's seventh-ranked recruiting class according to Rivals.com in 2017 – the highest recruiting class ranking on paper in program history. For reasons like that and much more, Alabama basketball fans could see evidence that the men's basketball program was headed in the right direction.

• Last season, Johnson guided the Crimson Tide to a 19-15 overall record, including a 10-8 mark in Southeastern Conference play, as the program reached the National Invitation Tournament for the second consecutive year during his tenure.

• Alabama tied for fifth place overall in the final 2017 SEC standings – a significant improvement from the 10th-place finish in league play in 2015-16. The five-spot improvement tied for second-best in the SEC in 2016-17 and trailed only Florida, who improved six spots from a year ago (T-8th in 2016 and second in 2017).

• The Tide went on to reach the SEC Tournament semifinals for the first time since 2013 when it captured wins over Mississippi State (75-55) in the opening round and South Carolina (64-53) in the quarterfinals, before falling to the eventual SEC Tournament champion Kentucky Wildcats. The win over the Gamecocks gave Alabama a season sweep of South Carolina, which would go on to reach the Final Four. The Tide defeated the Gamecocks, 90-86, in an epic quadruple overtime contest earlier in the year. It also gave the Tide two victories in the league tournament, which marked the first time that happened since doing so in the 2002 event.

• During the 2015-16 season, his inaugural as a collegiate head coach, Johnson gave the fans a glimpse of the excitement that was in store. The Crimson Tide finished with an 18-15 record and earned an at-large selection to the 2016 National Invitation Tournament.

• On the court, Alabama knocked off four teams that were ranked in the Associated Press' Top 25 during the 2015-16 campaign which led the SEC. It marked the first time since 2001-02 that an Alabama team recorded four AP Top 25 victories in the regular season.

• The fan support was tremendous throughout the first two years of Johnson's tenure. Helped by relocating the student section to create a better in-game atmosphere, Alabama averaged a school record 13,110 fans per game in 2015-16 – a number that ranked 22nd-best in the nation. Furthermore, the Tide also sold out five home games, which was the most sellouts in a single year since the 2006-07 season.

• Last year, Alabama ranked 27th in the nation in average attendance (11,947 per game), while selling out four games on the year. In Johnson's two seasons, Alabama has had nine sellouts which is the most in a two-year span and the most in back-to-back seasons in more than two decades.

• Johnson owned an NBA career coaching record of 254-186 (.577) after spending four seasons with the Dallas Mavericks (2004-08) and two-plus seasons with the Brooklyn Nets (2010-13).

• During his time in Dallas, Johnson led the Mavericks to the postseason in each of his three-plus seasons as head coach. He led the Mavericks to a record of 194-70 (.735) and set the record for reaching the 50-win plateau (62 games) and the 150-win milestone (191 games) the fastest.

• In 2005-06, Johnson led the Mavericks to their first ever appearance in the NBA Finals en route to earning NBA Coach of the Year honors. In his first full season as head coach, Johnson led the 2005-06 Mavericks to a 60-22 record and the team's first ever Western Conference Championship. He was named Western Conference Coach of the Month in November of 2005, becoming the first coach in league history to win the award in his first two full months of coaching. Johnson picked up the award for a third time in January, 2006.

• In 16 NBA seasons as a player, he averaged 8.4 points, 5.5 assists, 1.7 rebounds and 25.3 minutes played in 1,054 career games with seven different teams. Known as "The Little General" for his on-court leadership and diminutive stature, Johnson helped guide the San Antonio Spurs to an NBA Championship in 1999.

• On March, 28 2003 as a member of the Mavericks, Johnson became the 75th player in league history to play 1,000 career games. At 5-11, he joined Calvin Murphy as the only other player under 6-feet in height to reach that milestone. He ranks second behind Tony Parker in the Spurs' all-time assist leaders (4,474) and is 38th in NBA history in the same category. In recognition for his contributions to the Spurs organization, Johnson's No. 6 jersey was retired in December, 2007.

• The New Orleans native played his final two collegiate seasons at Southern University, leading the NCAA in assists in each of his two years with the Jaguars, and was named the Southwestern Athletic Conference Player of the Year and the MVP of the conference tournament as both a junior and senior.

• He still owns several NCAA Division I records, including most assists in a single game (22 – shared with two other players), most 20 or more assist games (4), the highest single season assist average (13.3) and the highest career assist average (12.0). As a senior in 1988, he averaged 11.4 points per game, making him the first men's Division I player ever to average double figures in points and assists in the same season.

• Johnson, along with his wife Cassandra, are both very involved in the Tuscaloosa community. Johnson received a degree in psychology in 1988 from Southern University. He and Cassandra married in July of 1991 in New Orleans. They have two children, Christianne and Avery Jr.

THE LAST TIME...

TEAM

Scored 100 points or more:

Nov. 17, 2017 - UA 104, Alabama A&M 67

Scored 110 points or more:

Dec. 1, 2004 - UA 114, ETSU 77

Scored less than 50 points:

Nov. 17, 2015 - Dayton 80, UA 48

Allowed 100 points:

Dec. 4, 2004 - UA 102, Charlotte 101

Held opponent to 40 points or less:

Jan. 10, 2015 - UA 56, Tennessee 38

Held opponent to 15 pts or less in half:Nov. 29, 2016 - 15 points allowed vs.
Charleston Southern (1st half)**Scored 50 points in a half:**Nov. 17, 2017 - 53 points in second half vs.
Alabama A&M**Won an overtime game:**

Feb. 7, 2017 - UA 90, South Carolina 86

Lost an overtime game:

Feb. 21, 2015 - Georgia 66, UA 65

Played a double-overtime game:

Feb. 7, 2017 - UA 90, South Carolina 86

Played a triple-overtime game:

Feb. 7, 2017 - UA 90, South Carolina 86

Played a quadruple-overtime game:

Feb. 7, 2017 - UA 90, South Carolina 86

Shot 60% or better in a half:January 27, 2018 - 60.9% in
2nd half vs. Oklahoma**Failed to hit a three-pointer in a game:**

Dec. 4, 2010 vs. Purdue (249 games)

Had at least 15 steals in a game:

Feb. 20, 2013 vs. Mississippi State (18)

Had at least 25 assists in a game:

Nov. 17, 2017 vs. Alabama A&M (25)

Forced 25 turnovers in a game:

Nov. 11, 2012 vs. West Alabama (25)

Played a ranked opponent (AP poll):February 3, 2018 at No. 23 Florida
(won, 68-50)**Beat a ranked opponent at neutral site:**Nov. 27, 2015 vs. No. 17 Notre Dame
(won, 74-73)**Beat a ranked opponent at home:**January 27, 2018 vs. No. 12 Oklahoma
(won, 80-73)**Beat a ranked opponent on the road:**Feb. 3, 2018 at No. 23, Florida
(won, 68-50)**Beat a top-10 opponent:**December 30, 2017 vs. No. 5 Texas A&M
(won, 79-57)**Beat a top-10 opponent on the road:**Feb. 21, 2004 in Starkville, Miss.
(beat No. 4 Mississippi State, 77-73)**Beat a top-5 opponent:**December 30, 2017 vs. No. 5 Texas A&M
(won, 79-57)**Beat a top-5 opponent on the road:**Feb. 21, 2004 in Starkville, Miss.
(beat No. 4 Mississippi State, 77-73)**Played a No. 1 ranked opponent:**Jan. 31, 2015 vs. No. 1/1 Kentucky
(lost, 70-55)**Beat a No. 1 ranked opponent on the road:**

Jan. 28, 1983 at No. 1 UCLA (won, 70-67)

Beat a No. 1 ranked opponent:Mar. 20, 2004 vs. No. 1 Stanford
(NCAA tournament (won, 70-67)

INDIVIDUAL

Had a player score 50 points:Michael Nordholz (50) vs. Southern Miss,
12/12/76 (single-game scoring record)**Had a player score 40 points:**

Collin Sexton (40) vs. Minnesota, 11/25/17

Had a player score 35 points:

Collin Sexton (40) vs. Minnesota, 11/25/17

Had a player score 30 points:

Collin Sexton (30) at Arizona, 12/9/17

Had a player grab 20 rebounds:

Richard Hendrix (23) vs. Troy, 11/9/07

Had a player dish out 10 or more assists:

Mikhail Torrence (11) vs. LSU, 1/27/10

Had a player block five shots:

Donta Hall (8) vs. Oklahoma, 1/27/18

Had a player block 10 shots:

Roy Rogers (10) vs. LSU, 2/17/1996

Had a player with seven or more steals in a game:

Jeremy Hays (8) vs. Oregon State, 12/12/1998

Had two players record a double-double in same game:Donta Hall (13 pts, 14 rebs.), Dazon Ingram
(10 pts., 14 rebs.) vs. Rhode Island, 12/6/17**Had three players record a double-double in same game:**Jermareo Davidson (12 pts, 12 rebs),
Alonzo Gee (22 pts, 10 rebs), Richard Hendrix
(18 pts, 12 rebs) vs. Louisiana Monroe,
11/28/06**Had a player record a double-double in three consecutive games:**Richard Hendrix (24 pts, 16 rebs vs.
Florida, 17 pts, 11 rebs at Arkansas, 19 pts,
10 rebs at Georgia) (Jan. 8, Jan. 13, Jan. 16,
2008)**Had a player record a double-double in four consecutive games:**Richard Hendrix (19 pts, 13 rebs vs.
Chicago State, 24 pts, 16 rebs vs. Florida,
17 pts, 11 rebs at Arkansas, 19 pts, 10 rebs
at Georgia) (Jan. 4, Jan. 8, Jan. 13, Jan. 16
2008)**Had a player record a triple-double:**Roy Rogers (27 pts, 10 rebs, 10 blocks)
vs. LSU, 2/17/96**Had two players score 20 points in a game:**Dazon Ingram (22) and Collin Sexton (22)
vs. LA Tech, 11/29/17**Had five or more players score in double figures:**Donta Hall (13), John Petty (12), Daniel
Giddens (12), Collin Sexton (11) and Dazon
Ingram (10) vs. Rhode Island, 12/6/17



0

Donta Hall

JUNIOR

Forward • 6-9 • 232 • Luverne, Ala.
Luverne HS

CAREER HIGHS

Points	20	UCF (12/3/17)
Rebounds	14	Rhode Island (12/6/17)
Assists	3	2x, last vs. Lipscomb (11/14/17)
Steals	3	at Creighton (3/15/16)
Blocks	8	vs. Oklahoma (1/27/18)
Minutes	39	at South Carolina (2/7/17)
Field Goals	9	UCF (12/3/17)
FG Att.	9	2x, last vs. UCF (12/3/17)
3-Point FG		
3-Point Att.		
Free Throws	7	Rhode Island (12/6/17)
FT Att.	10	Rhode Island (12/6/17)

2017-18 SEASON HIGHS

Points	20	UCF (12/3/17)
Rebounds	14	Rhode Island (12/6/17)
Assists	3	2x, last vs. Lipscomb (11/14/17)
Steals	2	2x, last vs. Texas (12/22/17)
Blocks	8	vs. Oklahoma (1/27/18)
Minutes	32	at Arizona (12/9/17)
Field Goals	9	UCF (12/3/17)
FG Att.	9	UCF (12/3/17)
3-Point FG		
3-Point Att.		
Free Throws	7	Rhode Island (12/6/17)
FT Att.	10	Rhode Island (12/6/17)

MISCELLANEOUS STATS

CATEGORY	2017-18	CAREER
Double-digit scoring	12	19
20+ point games	1	1
Double-digit rebounding	3	6
Double-doubles	4	4
Led UA in scoring	3	5
Led UA in rebounding	9	25
Led UA in three-pointers		
Led UA in assists		1
Led UA in steals	2	14
Led UA in blocks	14	49
5+ assist games		
3+ three-pointers		
3+ steal games		1
3+ block games	8	21

2017-18 (JUNIOR SEASON)

- Did not play against LSU due to wrist injury (1/13) but returned to the lineup five days after surgery and played 15 minutes in the win over No. 17 Auburn (1/17)
- Leads the team in field goal percentage (.739, 102-of-138), blocks per game (2.3), rebounds per game (7.0) and dunks (47)
- Ranks second in the SEC and 27th in the nation in blocks, and is tied for seventh in the league in rebounds
- Connected of 9-of-9 field goals to finish with a career-high 20 points vs. UCF (12/3)
- Recorded the first double-double of his career with 11 points and 11 rebounds to go along with a career-high tying five blocks and a career-best three assists in the season opener against Memphis (11/10)
- Registered his second double-double of his career with 13 points and 14 rebounds to go along with three blocks and two assists in the win against URI (12/6)
- Dropped 15 points and pulled down 12 rebounds to record his second consecutive double-double while adding two steals and one block at Arizona (12/9)
- Recorded his fourth double-double of his career with a perfect 7-of-7 performance from the field to total 14 points, while pulling down 11 rebounds at then-No. 23 Florida (2/3)
- Blocked a career high of eight shots while adding nine points, seven rebounds, two assists and a steal against then-No. 12 Oklahoma (1/27)
- Finished with 15 points to go along with seven rebounds and four blocks against Louisiana Tech (11/29)
- Collected 10 points, five rebounds and three blocks in the home opener against Lipscomb (11/14)
- Went 4-for-5 from the field to total eight points, and grabbed six rebounds in the win against Alabama A&M (11/17)
- Was perfect from the field (4-for-4) to total eight points, and collected two blocks and five rebounds vs. UT Arlington (11/21)
- Went 6-for-8 from the field to score 14 points, while grabbing nine rebounds in 27 minutes against BYU (11/24)
- Totalled eight points, seven rebounds and one block in 15 minutes against then-No. 14 Minnesota (11/25)
- Shot 4-of-6 from the floor to total 9 points while collecting six rebounds and four blocks vs. Mercer (12/19)
- Went 7-of-8 from the field to total 17 points, to go along with six rebounds, one assist and two blocks vs. then-No. 5 Texas A&M (12/30)
- Was perfect from the floor, shooting 6-of-6 to total 14 points, while collecting six rebounds, two blocks and one steal vs. Vanderbilt (1/2)
- Went 6-of-7 from the field to score 13 points, while totaling a team-high seven rebounds and three blocks against South Carolina (1/9)
- Shot 6-of-7 from the floor to lead the team with 14 points, while adding seven rebounds against Ole Miss (1/23)



HALL'S 2017-18 GAME-BY-GAME STATS

Opponent	Date	GS	Min	FG	FGA	Pct	3FG	FGA	Pct	FT	FTA	Pct	Off	Def	Tot	Avg	PF	A	TO	Blk	Stl	Pts	Avg
vs. Memphis	11/10	*	30	5	6	.833	0	0	.000	1	3	.333	4	7	11	11.0	4	3	4	5	0	11	11.0
LIPSCOMB	11/14	*	20	5	7	.714	0	0	.000	0	1	.000	2	3	5	8.0	3	3	1	3	1	10	10.5
ALABAMA A&M	11/17	*	17	4	5	.800	0	0	.000	0	1	.000	1	5	6	7.3	0	0	0	2	0	8	9.7
UT ARLINGTON	11/21	*	22	4	4	1.000	0	0	.000	0	0	.000	1	4	5	6.8	2	0	2	2	0	8	9.3
vs. BYU	11/24	*	27	6	8	.750	0	0	.000	2	2	1.000	2	7	9	7.3	3	0	0	1	0	14	9.9
vs. Minnesota	11/25	*	15	3	8	.375	0	0	.000	2	2	1.000	2	5	7	7.2	1	0	0	1	0	8	9.8
LOUISIANA TECH	11/29	*	23	6	7	.857	0	0	.000	3	3	1.000	1	6	7	7.1	2	0	0	4	0	15	10.6
UCF	12/3	*	27	9	9	1.000	0	0	.000	2	3	.667	1	3	4	6.8	0	1	1	4	1	20	11.8
RHODE ISLAND	12/6	*	29	3	6	.500	0	0	.000	7	10	.700	4	10	14	7.6	2	2	5	3	0	13	11.9
at Arizona	12/9	*	32	6	8	.750	0	0	.000	3	4	.750	5	7	12	8.0	1	0	3	1	2	15	12.2
vs. Mercer	12/19	*	31	4	6	.667	0	0	.000	1	2	.500	2	4	6	7.8	2	0	0	4	0	9	11.9
TEXAS	12/22	*	14	1	3	.333	0	0	.000	0	2	.000	3	1	4	7.5	3	0	3	2	2	2	11.1
TEXAS A&M*	12/30	*	28	7	8	.875	0	0	.000	3	3	1.000	2	4	6	7.4	3	1	2	2	0	17	11.5
at Vanderbilt*	1/2	*	27	6	6	1.000	0	0	.000	2	3	.667	1	5	6	7.3	3	0	2	2	1	14	11.7
at Georgia*	1/6	*	16	3	6	.500	0	0	.000	1	1	1.000	2	4	6	7.2	1	0	0	0	1	7	11.4
SOUTH CAROLINA*	1/9	*	27	6	7	.857	0	0	.000	1	3	.333	3	4	7	7.2	0	0	2	3	0	13	11.5
at LSU*	1/13						DNP- INJURED																
AUBURN*	1/17		15	1	1	1.000	0	0	.000	0	0	.000	1	4	5	7.1	0	0	0	1	1	2	10.9
MISSISSIPPI STATE*	1/20		19	4	8	.500	0	0	.000	0	2	.000	2	3	5	6.9	1	1	1	1	0	8	10.8
at Ole Miss*	1/23		17	6	7	.857	0	0	.000	2	4	.500	4	3	7	6.9	1	0	1	0	0	14	10.9
OKLAHOMA	1/27	*	24	4	6	.667	0	0	.000	1	4	.250	3	4	7	7.0	0	2	2	8	1	9	10.9
MISSOURI*	1/31	*	23	2	5	.4000	0	0	.000	5	8	.625	1	3	4	6.8	2	0	2	0	1	9	10.8
at Florida*	2/3	*	28	7	7	1.000	0	0	.000	0	0	.000	4	7	11	7.0	2	0	3	1	1	14	10.9
at Mississippi State*																							
TENNESSEE*																							
LSU*																							
at Kentucky*																							
at Auburn*																							
ARKANSAS*																							
FLORIDA*																							
at Texas A&M*																							

* indicates Southeastern Conference opponent

HALL'S CAREER STATS

YEAR	GP	GS	MIN	AVG	FG	FGA	PCT	3FG	3FGA	PCT	FT	FTA	PCT	OFF	DEF	TOT	AVG	PF	FO	AST	TO	BLK	STL	PTS	AVG
2015-16	33	0	421	12.8	37	61	.607	0	0	.000	19	44	.432	46	96	142	4.3	83	5	7	16	56	15	93	2.8
2016-17	34	20	670	19.7	79	120	.658	0	0	.000	45	75	.600	66	120	186	5.5	85	3	18	31	48	18	203	6.0
2017-18	22	19	511	23.2	102	138	.739	0	0	.000	36	61	.590	51	103	154	7.0	36	0	13	34	50	12	240	10.9
TOTAL	89	39	1602	18.0	218	319	.683	0	0	.000	100	180	.556	163	319	482	5.4	204	8	38	81	154	45	536	6.0

HALL'S CAREER SEC STATS

YEAR	GP	GS	MIN	AVG	FG	FGA	PCT	3FG	3FGA	PCT	FT	FTA	PCT	OFF	DEF	TOT	AVG	PF	FO	AST	TO	BLK	STL	PTS	AVG
2015-16	18	0	227	12.6	19	34	.559	0	0	.000	8	21	.381	32	62	94	5.2	53	5	5	8	28	9	46	2.6
2016-17	18	15	372	20.7	38	59	.644	0	0	.000	23	40	.575	38	65	103	5.7	46	2	11	19	23	8	99	5.5
2017-18	9	6	200	22.2	42	55	.764	0	0	.000	14	24	.583	20	37	57	6.3	13	0	2	13	10	5	98	10.9
TOTAL	45	21	799	17.8	99	148	.669	0	0	.000	45	85	.529	90	164	254	5.6	112	7	18	40	61	22	243	5.4



1 Riley Norris

SENIOR

Guard/Forward • 6-7 • 210 • Albertville, Ala.
Albertville HS

CAREER HIGHS

Points	27	South Carolina (11/13/16)
Rebounds	16	at LSU (2/17/16)
Assists	3	at Georgia (3/5/16)
Steals	3	4X, last vs. Auburn (2/4/17)
Blocks	2	vs. Jacksonville State (12/29/15)
Minutes	46	at South Carolina (2/7/17)
Field Goals	9	South Carolina (11/13/16)
FG Att.	16	South Carolina (11/13/16)
3-Point FG	8	South Carolina (11/13/16)
3-Point Att.	11	South Carolina (11/13/16)
Free Throws	8	Louisiana (11/20/15)
FT Att.	10	Louisiana (11/20/15)

2017-18 SEASON HIGHS

Points	13	vs. Minnesota (11/25/17)
Rebounds	4	Louisiana Tech (11/29/17)
Assists	1	5x, last at Arizona (12/9/17)
Steals	1	5x, last vs. Mercer (12/19/17)
Blocks		
Minutes	25	vs. Minnesota (11/25/17)
Field Goals	4	vs. Minnesota (11/25/17)
FG Att.	8	vs. Minnesota (11/25/17)
3-Point FG	2	2X, last at Arizona (12/9/17)
3-Point Att.	5	2X, last at Arizona (12/9/17)
Free Throws	3	vs. Minnesota (11/25)
FT Att.	4	vs. Minnesota (11/25)

MISCELLANEOUS STATS

CATEGORY	2017-18	CAREER
Double-digit scoring	1	33
20+ point games		2
Double-digit rebounding		8
Double-doubles		5
Led UA in scoring		9
Led UA in rebounding		22
Led UA in three-pointers		28
Led UA in assists		7
Led UA in steals		17
Led UA in blocks		6
5+ assist games		
3+ three-pointers		14
3+ steal games		4
3+ block games		

2017-18 (SENIOR SEASON)

- Will miss the remainder of the 2017-18 season with hip injury
- Missed the first three games of the season with a hip injury
- Made his season debut against UT Arlington (11/21), finishing with five points and three rebounds in 15 minutes off the bench
- Shot 4-of-8 from the floor to total 13 points to go along with two rebounds and one steal against then-No. 14 Minnesota (11/25)
- Scored four points and grabbed four rebounds in the win over Louisiana Tech (11/26)
- Made his first start of the season, totaling four points and three rebounds vs. UCF (12/3)
- Scored six points and pulled down two rebounds while dishing out one assist at Arizona (12/9)
- Totaled five points, three rebounds and one steal against Mercer (12/19)
- Played in 34 contests making 27 starts a year ago
- Ranked third in scoring (9.0), three-point field goal percentage (.333) and minutes per game (27.3)
- Led the team in three-pointers made (47) and attempted (141)
- Finished with 14 double-figure scoring games, 11 of which came over the Tide's last 23 games
- Had first double-double of the season and fifth of his career with 14 rebounds and 11 points in a career-high 46 minutes in Alabama's 40T victory over South Carolina (2/7)
- Established a season-high 20 points in the victory at LSU (1/14)
- Recorded a season-high in made three-pointers (4) while leading the team in scoring (17) in the win over LSU (2/18)
- Registered 15 points in the win at Georgia (1/25)
- Had 13 points in the win over Mississippi State (1/28)
- Scored 18 points vs. Stetson (12/29)
- Received the Media Appreciation Award



NORRIS' 2017-18 GAME-BY-GAME STATS

Opponent	Date	GS	Min	FG	FGA	Pct	3FG	FGA	Pct	FT	FTA	Pct	Off	Def	Tot	Avg	PF	A	TO	Blk	Stl	Pts	Avg
vs. Memphis	11/10																						
LIPSCOMB	11/14																						
ALABAMA A&M	11/17																						
UT ARLINGTON	11/21		15	2	4	.500	1	2	.500	0	0	.000	1	2	3	3.0	0	1	0	0	1	5	5.0
vs. BYU	11/24		15	2	5	.400	0	2	.000	0	0	.000	1	2	3	3.0	2	1	1	0	1	4	4.5
vs. Minnesota	11/25		25	4	8	.500	2	5	.400	3	4	.750	0	2	2	2.7	4	0	0	0	1	13	7.3
LOUISIANA TECH	11/29		24	2	3	.667	0	1	.000	0	1	.000	2	2	4	3.0	2	1	0	0	0	4	6.5
UCF	12/3	*	21	1	4	.250	1	1	1.000	1	2	.500	0	3	3	3.0	2	1	2	0	0	4	6.0
RHODE ISLAND	12/6	*	21	1	4	.250	0	3	.000	0	0	.000	0	2	2	2.8	2	1	1	0	0	2	5.3
at Arizona	12/9	*	24	2	6	.333	2	5	.400	0	0	.000	1	1	2	2.7	3	1	0	0	0	6	5.4
vs. Mercer	12/19		12	2	3	.667	0	1	.000	1	1	1.000	1	2	3	2.8	3	0	1	0	1	5	5.4
TEXAS	12/22		9	0	0	.000	0	0	.000	0	0	.000	0	0	0	2.4	1	0	0	0	0	0	4.8
TEXAS A&M*	12/30																						
at Vanderbilt*	1/2																						
at Georgia*	1/6																						
SOUTH CAROLINA*	1/9																						
at LSU*	1/13																						
AUBURN*	1/17																						
MISSISSIPPI STATE*	1/20																						
at Ole Miss*	1/23																						
OKLAHOMA	1/27																						
MISSOURI*	1/31																						
at Florida*	2/3																						
at Mississippi State*																							
TENNESSEE*																							
LSU*																							
at Kentucky*																							
at Auburn*																							
ARKANSAS*																							
FLORIDA*																							
at Texas A&M*																							

* indicates Southeastern Conference opponent

NORRIS' CAREER STATS

YEAR	GP	GS	MIN	AVG	FG	FGA	PCT	3FG	3FGA	PCT	FT	FTA	PCT	OFF	DEF	TOT	AVG	PF	FO	AST	TO	BLK	STL	PTS	AVG
2014-15	34	8	712	20.9	55	145	.379	25	74	.338	26	43	.605	40	102	142	4.2	79	1	22	31	7	21	161	4.7
2015-16	33	19	930	28.2	77	208	.370	45	120	.375	47	72	.653	54	122	176	5.3	64	0	23	39	8	26	246	7.5
2016-17	34	27	927	27.3	105	258	.407	47	141	.333	48	65	.738	41	88	129	3.8	76	1	25	38	4	23	305	9.0
2017-18	9	3	166	18.4	16	37	.432	6	20	.300	5	8	.625	6	16	22	2.4	19	0	6	5	0	4	43	4.8
TOTAL	110	57	2735	24.9	253	648	.390	123	355	.346	126	188	.670	141	328	469	4.3	238	2	76	113	19	74	755	6.9

NORRIS' CAREER SEC STATS

YEAR	GP	GS	MIN	AVG	FG	FGA	PCT	3FG	3FGA	PCT	FT	FTA	PCT	OFF	DEF	TOT	AVG	PF	FO	AST	TO	BLK	STL	PTS	AVG
2014-15	18	4	381	21.2	24	75	.320	13	42	.310	14	25	.560	20	52	72	4.0	41	1	11	18	2	8	75	4.2
2015-16	18	16	569	31.6	50	131	.382	30	79	.380	20	32	.625	34	76	110	6.1	38	0	15	25	3	16	150	8.3
2016-17	18	16	534	29.7	61	148	.412	28	81	.346	26	37	.703	14	42	56	3.1	47	1	9	23	1	12	176	9.8
2017-18	0	0	0	0.0	0	0	.000	0	0	.000	0	0	.000	0	0	0	0.0	0	0	0	0	0	0	0	0.0
TOTAL	54	36	1484	27.5	135	354	.381	71	202	.351	60	94	.638	68	170	238	4.4	126	2	35	66	6	36	401	7.4



2 Collin Sexton

FRESHMAN

Guard • 6-3 • 190 • Mableton, Ga.
Pebblebrook HS

CAREER HIGHS

Points	40	vs. Minnesota (11/25/17)
Rebounds	8	at Florida (2/3/18)
Assists	6	at Florida (2/3/18)
Steals	3	3x, last at Vanderbilt (1/2/18)
Blocks	1	2x, last at Florida (2/3/18)
Minutes	36	vs. Minnesota (11/25/17)
Field Goals	12	vs. Minnesota (11/25/17)
FG Att.	22	vs. Minnesota (11/25/17)
3-Point FG	4	vs. Minnesota (11/25/17)
3-Point Att.	7	2x, last vs. Missouri (1/31/18)
Free Throws	15	at Arizona (12/9/17)
FT Att.	16	vs. Minnesota (11/25/17)

2016-17 SEASON HIGHS

Points	40	vs. Minnesota (11/25/17)
Rebounds	8	at Florida (2/3/18)
Assists	6	at Florida (2/3/18)
Steals	3	3x, last at Vanderbilt (1/2/18)
Blocks	1	2x, last at Florida (2/3/18)
Minutes	36	vs. Minnesota (11/25/17)
Field Goals	12	vs. Minnesota (11/25/17)
FG Att.	22	vs. Minnesota (11/25/17)
3-Point FG	4	vs. Minnesota (11/25/17)
3-Point Att.	7	2x, last vs. Missouri (1/31/18)
Free Throws	15	at Arizona (12/9/17)
FT Att.	16	vs. Minnesota (11/25/17)

MISCELLANEOUS STATS

CATEGORY	2017-18	CAREER
Double-digit scoring	16	16
20+ point games	10	10
Double-digit rebounding		
Double-doubles		
Led UA in scoring	11	11
Led UA in rebounding	1	1
Led UA in three-pointers	7	7
Led UA in assists	12	12
Led UA in steals	6	6
Led UA in blocks	2	2
5+ assist games	5	5
3+ three-pointers	4	4
3+ steal games	3	3
3+ block games		

2017-18 (FRESHMAN SEASON)

- Did not play against No. 17 Auburn (1/17) and Mississippi State (1/20) due to abdominal injury
- Returned to the lineup and played limited minutes against Ole Miss (1/23) and totaled seven points, two rebounds and two assists
- Ranks second in the SEC in scoring average (18.7 ppg) and tops the squad in assists per game (3.4)
- Ranks third in the SEC in free throws made and attempted, while also ranking 52nd in the nation in foul shots made and 57th in free throws attempted
- Named to Watch Lists for the Cousy Award, Naismith Trophy and Oscar Robertson Trophy prior to the start of the season
- Set an Alabama freshman scoring record with 40 points, including 31 in the second half, against then-No. 14 Minnesota (11/25)
- Was the first Alabama player to score 40 in a game since Reggie King had 43 points on March 12, 1979 vs. Virginia
- Became the first freshman in the modern era at Alabama to score three straight games of more than 20 points in each of his first three games
- Went for 30 points and was near perfect from the free throw line (15-of-16) at Arizona (12/9)
- Registered his 10th 20-point game against Missouri (1/31) scoring 23 points while adding four rebounds, two assists and a steal
- Finished with 22 points to tie for the team lead against Louisiana Tech (11/29) while leading the team with three steals
- Dropped 22 points (7-of-10) to lead the team in scoring, and added five assists and two steals in his collegiate debut in the home opener against Lipscomb (11/14)
- His 22 points were the most scored in a game by a true freshman at Alabama since Eddie Phillips poured in 25 points in his debut back on Nov. 24, 1978
- Recorded his second straight 20-plus point game, totaling 25 points, to go along with five assists and four rebounds in the win against Alabama A&M (11/17)
- Registered 29 points, while shooting 11-for-14 from the charity stripe and adding four assists in the win against UT Arlington (11/21)
- Scored 10 points while totaling seven rebounds and three assists in 30 minutes against BYU (11/24)
- Reached double figures with 11 points while grabbing four rebounds and one steal against URI (12/6)
- Was perfect from the free throw line (9-of-9) to total 21 points while collecting four assists and three rebounds vs. Mercer (12/19)
- Was perfect from the free-throw line (7-of-7) to lead all scorers with 24 points, to go along with a team high of five assists, three steals and three rebounds vs. Vanderbilt (1/2)
- Scored a team-high 23 points while adding three assists, one steal and two rebounds against Georgia (1/6)
- Went 6-of-6 from the free throw line to total 15 points, while adding a season-high seven rebounds, three assists and his first block of his career against LSU (1/13)
- Led the team in points (18) while adding three rebounds and two assists in his first start after suffering an abdominal injury vs. then-No. 12 Oklahoma (1/27)
- Scored a game-high 17 points while totaling a career high of eight rebounds and six assists at then-No. 23 Florida (2/3)



SEXTON'S 2017-18 GAME-BY-GAME STATS

Opponent	Date	GS	Min	FG	FGA	Pct	3FG	FGA	Pct	FT	FTA	Pct	Off	Def	Tot	Avg	PF	A	TO	Blk	Stl	Pts	Avg
vs. Memphis	11/10																						
LIPSCOMB	11/14	*	27	7	10	.700	3	5	.600	5	12	.417	0	1	1	1.0	1	5	2	0	2	22	22.0
ALABAMA A&M	11/17	*	26	11	16	.688	2	4	.500	1	1	1.000	2	2	4	2.5	2	5	0	0	0	25	23.5
UT ARLINGTON	11/21	*	32	8	15	.533	2	6	.333	11	14	.786	1	0	1	2.0	2	4	1	0	2	29	25.3
vs. BYU	11/24	*	30	3	11	.273	0	1	.000	4	6	.667	3	4	7	3.6	2	3	3	0	1	10	24.4
vs. Minnesota	11/25	*	36	12	22	.545	4	7	.571	12	16	.750	1	5	6	3.8	4	5	3	0	1	40	25.2
LOUISIANA TECH	11/29	*	34	6	19	.316	1	2	.500	9	11	.818	2	3	5	4.0	2	3	4	0	3	22	24.7
UCF	12/3	*	30	0	4	.000	0	1	.000	7	8	.875	2	2	4	4.0	3	3	3	0	1	7	22.1
RHODE ISLAND	12/6	*	17	3	7	.429	1	2	.500	4	6	.667	0	4	4	4.0	0	0	3	0	1	11	20.8
at Arizona	12/9	*	32	6	15	.400	3	6	.500	15	16	.938	0	0	0	3.6	5	2	2	0	0	30	21.8
vs. Mercer	12/19	*	29	6	11	.545	0	3	.000	9	9	1.000	1	2	3	3.5	2	4	2	0	0	21	21.7
TEXAS	12/22	*	32	4	12	.333	0	1	.000	0	0	.000	2	3	5	3.6	1	4	1	0	3	8	20.5
TEXAS A&M*	12/30	*	29	3	12	.250	1	6	.167	9	10	.900	0	3	3	3.6	1	2	3	0	1	16	20.1
at Vanderbilt*	1/2	*	30	8	14	.571	1	2	.500	7	7	1.000	0	3	3	3.5	4	5	2	0	3	24	20.4
at Georgia*	1/6	*	33	9	16	.563	1	3	.333	4	6	.667	0	2	2	3.4	3	3	3	0	1	23	20.6
SOUTH CAROLINA*	1/9	*	22	2	8	.250	1	3	.333	0	1	.000	0	2	2	3.3	3	4	3	0	1	5	19.5
at LSU*	1/13	*	34	4	16	.250	1	5	.200	6	6	1.000	2	5	7	3.6	5	3	9	1	0	15	19.3
AUBURN*	1/17																						
MISSISSIPPI STATE*	1/20																						
at Ole Miss*	1/23		20	2	13	.154	1	3	.333	2	2	1.000	2	0	2	3.5	0	2	0	0	0	7	18.5
OKLAHOMA	1/27	*	32	8	14	.571	1	4	.250	1	2	.500	0	3	3	3.4	3	2	3	0	0	18	18.5
MISSOURI*	1/31	*	33	7	16	.438	3	7	.429	6	10	.600	1	3	4	3.5	4	2	1	0	1	23	18.7
at Florida*	2/3	*	31	7	15	.467	2	5	.400	1	2	.500	2	6	8	3.7	2	6	3	1	2	17	18.7
at Mississippi State*																							
TENNESSEE*																							
LSU*																							
at Kentucky*																							
at Auburn*																							
ARKANSAS*																							
FLORIDA*																							
at Texas A&M*																							

* indicates Southeastern Conference opponent

SEXTON'S CAREER STATS

YEAR	GP	GS	MIN	AVG	FG	FGA	PCT	3FG	3FGA	PCT	FT	FTA	PCT	OFF	DEF	TOT	AVG	PF	FO	AST	TO	BLK	STL	PTS	AVG
2017-18	20	19	589	29.5	116	266	.436	28	76	.368	113	145	.779	21	53	74	3.7	49	2	67	51	2	23	373	18.7
TOTAL	20	19	589	29.5	116	266	.436	28	76	.368	113	145	.779	21	53	74	3.7	49	2	67	51	2	23	373	18.7

SEXTON'S CAREER SEC STATS

YEAR	GP	GS	MIN	AVG	FG	FGA	PCT	3FG	3FGA	PCT	FT	FTA	PCT	OFF	DEF	TOT	AVG	PF	FO	AST	TO	BLK	STL	PTS	AVG
2017-18	8	7	232	29.0	42	110	.382	11	34	.324	35	44	.795	7	24	31	3.9	22	1	27	24	2	9	130	16.3
TOTAL	8	7	232	29.0	42	110	.382	11	34	.324	35	44	.795	7	24	31	3.9	22	1	27	24	2	9	130	16.3



3 Alex Reese

FRESHMAN

Forward • 6-9 • 250 • Pelham, Ala.
Pelham HS

CAREER HIGHS

Points	10	vs. Mercer (12/19/17)
Rebounds	9	2x, last vs. Lipscomb (11/14/17)
Assists	3	vs. Memphis (11/10/17)
Steals	4	vs. Memphis (11/10/17)
Blocks	1	4x, last vs. Oklahoma (1/27/18)
Minutes	30	vs. Memphis (11/10/17)
Field Goals	4	3x, last at LSU (1/13/18)
FG Att.	9	vs. Memphis (11/10/17)
3-Point FG	2	4x, last at Ole Miss (1/23/18)
3-Point Att.	7	vs. Memphis (11/10/17)
Free Throws	2	vs. Missouri (1/31/18)
FT Att.	3	vs. Texas (12/22/17)

2017-18 SEASON HIGHS

Points	10	vs. Mercer (12/19/17)
Rebounds	9	2x, last vs. Lipscomb (11/14/17)
Assists	3	vs. Memphis (11/10/17)
Steals	4	vs. Memphis (11/10/17)
Blocks	1	4x, last vs. Oklahoma (1/27/18)
Minutes	30	vs. Memphis (11/10/17)
Field Goals	4	3x, last at LSU (1/13/18)
FG Att.	9	vs. Memphis (11/10/17)
3-Point FG	2	4x, last at Ole Miss (1/23/18)
3-Point Att.	7	vs. Memphis (11/10/17)
Free Throws	2	vs. Missouri (1/31/18)
FT Att.	3	vs. Texas (12/22/17)

MISCELLANEOUS STATS

CATEGORY	2017-18	CAREER
Double-digit scoring	1	1
20+ point games		
Double-digit rebounding		
Double-doubles		
Led UA in scoring		
Led UA in rebounding	2	2
Led UA in three-pointers	1	1
Led UA in assists		
Led UA in steals	2	2
Led UA in blocks		
5+ assist games		
3+ three-pointers		
3+ steal games	1	1
3+ block games		

2017-18 (FRESHMAN SEASON)

- Was a crucial factor in the win against Mercer (12/19) scoring a career-high 10 points off the bench at the Rocket City Classic
- Led the team in steals (4) while also collecting eight points, nine rebounds and three assists off the bench in the season opener against Memphis (11/10)
- Grabbed a season-high nine rebounds to go with four points in the home opener against Lipscomb (11/14)
- Provided nine points and eight rebounds in 23 minutes off the bench vs. Alabama A&M (11/17)
- Provided a spark off the bench in the come-from-behind win over Louisiana Tech (11/29), playing 14 minutes with two points and three rebounds
- Scored nine points to go along with three rebounds and one steal in 11 minutes off the bench vs. LSU (1/13)
- Scored three points in five minutes off the bench against UCF (12/3)
- Collected three points, two rebounds and one steal in 19 minutes off the bench vs. Texas (12/22)
- Scored seven points while adding three rebounds in the win over No. 17 Auburn (1/17)
- Scored eight points to go along with four rebounds and two steals against Ole Miss (1/23)
- Played at Pelham High School under head coach Joel Floyd
- Was the No. 2 prospect in the state of Alabama according to ESPN.com
- Ranked No. 58 overall and the No. 8 power forward according to Scout.com
- Was also the 20th-ranked player in the region by Scout.com
- Was selected to play in the 2017 Alabama-Mississippi All-Star Game alongside teammates Herb Jones (Alabama) and Galin Smith (Mississippi)
- Named the AHSAA 6A State Player of the Year and received Alabama Sports Writer's Association Class 6A First Team All-State honors as a senior
- Averaged 20 points and 10 rebounds in 2017
- Also received first team all-state honors as a junior after averaging 25.4 points, 10.9 rebounds and a block per game
- Selected to AL.com's first-team All-Birmingham list
- Earned a spot on the USA Basketball Junior National team in 2015
- Was a member of the Class 6A All-State first team and All-Shelby County first team as a sophomore
- Also named to AL.com's 2015 Super All-State second team and was All-Area first team



REESE'S 2017-18 GAME-BY-GAME STATS

Opponent	Date	GS	Min	FG	FGA	Pct	3FG	FGA	Pct	FT	FTA	Pct	Off	Def	Tot	Avg	PF	A	TO	Blk	Stl	Pts	Avg
vs. Memphis	11/10		30	3	9	.333	2	7	.286	0	0	.000	3	6	9	9.0	3	3	0	0	4	8	8.0
LIPSCOMB	11/14		16	2	6	.333	0	4	.000	0	0	.000	2	7	9	9.0	1	0	0	1	0	4	6.0
ALABAMA A&M	11/17		23	4	6	.667	1	2	.500	0	0	.000	2	6	8	8.7	0	1	5	1	0	9	7.0
UT ARLINGTON	11/21		3	0	1	.000	0	1	.000	0	0	.000	0	0	0	6.5	0	0	0	0	0	0	5.3
vs. BYU	11/24		4	0	0	.000	0	0	.000	0	0	.000	0	2	2	5.5	0	0	0	0	0	0	4.4
vs. Minnesota	11/25		3	0	1	.000	0	1	.000	0	0	.000	0	0	0	4.7	0	0	0	0	0	0	3.5
LOUISIANA TECH	11/29		14	1	1	1.000	0	0	.000	0	1	.000	2	1	3	4.4	2	0	2	0	1	2	3.3
UCF	12/3		5	1	2	.500	0	1	.000	1	1	1.000	0	1	1	4.0	0	0	1	0	0	3	3.3
RHODE ISLAND	12/6								DNP														
at Arizona	12/9								DNP														
vs. Mercer	12/19		18	4	6	.667	2	4	.500	0	0	.000	2	0	2	3.8	2	0	0	1	0	10	4.0
TEXAS	12/22		19	1	5	.200	1	3	.333	0	0	.000	1	1	2	3.6	2	0	0	0	1	3	3.9
TEXAS A&M*	12/30		3	0	0	.000	0	0	.000	0	0	.000	0	1	1	3.4	1	0	0	0	0	0	3.5
at Vanderbilt*	1/2								DNP														
at Georgia*	1/6		8	0	1	.000	0	1	.000	0	0	.000	0	3	3	3.3	1	0	0	0	0	0	3.3
SOUTH CAROLINA*	1/9		4	0	3	.000	0	1	.000	0	0	.000	0	0	0	3.1	2	0	0	0	0	0	3.0
at LSU*	1/13		11	4	6	.667	1	3	.333	0	0	.000	1	2	3	3.1	2	0	2	0	1	9	3.4
AUBURN*	1/17		15	2	7	.286	2	5	.400	1	2	.500	1	2	3	3.1	4	0	0	0	0	7	3.7
MISSISSIPPI STATE*	1/20		12	1	4	.250	0	2	.000	0	0	.000	0	2	2	3.0	0	0	0	0	1	2	3.6
at Ole Miss*	1/23		10	3	7	.429	2	6	.333	0	0	.000	2	2	4	3.1	1	0	1	0	2	8	3.8
OKLAHOMA	1/27		11	1	3	.333	1	3	.333	0	0	.000	0	0	0	2.9	0	2	0	1	1	3	3.8
MISSOURI*	1/31		9	1	3	.333	1	3	.333	2	2	1.000	0	2	2	2.8	0	0	0	0	1	5	3.8
at Florida*	2/3								DNP														
at Mississippi State*																							
TENNESSEE*																							
LSU*																							
at Kentucky*																							
at Auburn*																							
ARKANSAS*																							
FLORIDA*																							
at Texas A&M*																							


* indicates Southeastern Conference opponent

REESE'S CAREER STATS

YEAR	GP	GS	MIN	AVG	FG	FGA	PCT	3FG	3FGA	PCT	FT	FTA	PCT	OFF	DEF	TOT	AVG	PF	FO	AST	TO	BLK	STL	PTS	AVG
2017-18	19	0	218	11.5	28	71	.394	13	47	.277	4	6	.667	16	38	54	2.8	21	0	6	11	4	12	73	3.8
TOTAL	19	0	218	11.5	28	71	.394	13	47	.277	4	6	.667	16	38	54	2.8	21	0	6	11	4	12	73	3.8

REESE'S CAREER SEC STATS

YEAR	GP	GS	MIN	AVG	FG	FGA	PCT	3FG	3FGA	PCT	FT	FTA	PCT	OFF	DEF	TOT	AVG	PF	FO	AST	TO	BLK	STL	PTS	AVG
2017-18	8	0	72	9.0	11	31	.355	6	21	.286	3	4	.750	4	14	18	2.3	11	0	0	3	0	5	31	3.9
TOTAL	8	0	72	9.0	11	31	.355	6	21	.286	3	4	.750	4	14	18	2.3	11	0	0	3	0	5	31	3.9



4 Daniel Giddens

SOPHOMORE

Forward/Center • 6-11 • 247 • Mableton, Ga.
Oak Hill Academy

CAREER HIGHS

Points	13	Mississippi State (1/20/18)
Rebounds	9	4x, last vs. Oklahoma (1/27/18)
Assists	1	15x, last vs. Mississippi State (1/20/18)
Steals	4	at Connecticut (12/12/15)
Blocks	6	UT Arlington (11/20/15)
Minutes	28	Penn State (1/25/16)
Field Goals	5	4x, last vs. Mississippi State (1/20/18)
FG Att.	9	Rhode Island (12/6/17)
3-Point FG		
3-Point Att.	1	Michigan State (3/11/16)
Free Throws	3	4x, last vs. Mississippi State (1/20/18)
FT Att.	7	Lipscomb (11/14/17)

2017-18 SEASON HIGHS

Points	13	Mississippi State (1/20/18)
Rebounds	9	Oklahoma (1/27/18)
Assists	1	6x, last vs. Mississippi State (1/20/18)
Steals	1	8x, last vs. Missouri (1/31/18)
Blocks	3	4x, last vs. Mississippi State (1/20/18)
Minutes	22	3x, last vs. Mississippi State (1/20/18)
Field Goals	5	4x, last vs. Mississippi State (1/20/18)
FG Att.	9	Rhode Island (12/6/17)
3-Point FG		
3-Point Att.		
Free Throws	3	2x, last vs. Mississippi State (1/20/18)
FT Att.	7	Lipscomb (11/14/17)

MISCELLANEOUS STATS

CATEGORY	2017-18	CAREER
Double-digit scoring	4	6
20+ point games		
Double-digit rebounding		
Double-doubles		
Led UA in scoring		
Led UA in rebounding	1	1
Led UA in three-pointers		
Led UA in assists		
Led UA in steals	2	2
Led UA in blocks	8	8
5+ assist games		
3+ three-pointers		
3+ steal games		4
3+ block games	4	12

2017-18 (SOPHOMORE SEASON)

- Second on the team and is tied for 10th in the league in blocked shots per game (1.3)
- Registered a career-high 13 points while leading the team in blocks (3) and adding four rebounds, one steal and one assist vs. Mississippi State (1/20)
- Scored 12 points while totaling six rebounds, two blocks and one steal in the win vs. Rhode Island (12/6)
- Was perfect from the field (5-of-5) to score 11 points, to go along with one rebound, one block and one steal against South Carolina (1/9)
- Totaled 10 points and six rebounds against Texas (12/22)
- Scored eight points to go along with three blocks, one steal and two rebounds in the win against BYU (11/24)
- Grabbed five rebounds to go along with three blocks and three points in the home opener against Lipscomb (11/14)
- Scored four points and made one block in 11 minutes in the win against UT Arlington (11/21)
- Tied for the lead in blocks (4) while scoring four points and grabbing three rebounds vs. UCF (12/3)
- Collected eight points, two rebounds and one block at Arizona (12/9)
- Scored four points while totaling three rebounds and two blocks against Mercer (12/19)
- Blocked two shots and scored two points while grabbing two rebounds vs. then-No. 5 Texas A&M (12/30)
- Totaled five points, one steal and one assist, while pulling down a rebound in 12 minutes off the bench vs. Vanderbilt (1/2)
- Tied his career-high in rebounds (9) while adding four points and two blocks against then-No. 12 Oklahoma (1/27)
- Sat out the 2016-17 season due to NCAA transfer rules
- Transferred from Ohio State prior to the 2016-17 season
- Received a Student Academic Achievement Award in 2017
- Saw action in 33 contests at Ohio State, while making seven starts
- Averaged 3.8 points, 3.6 rebounds and 1.5 blocks in 18.2 minutes per game
- Improved as the year went on, averaging 5.0 points, 4.0 rebounds and 2.0 blocks a game in the Buckeyes' four postseason contests, including going for a season-high 11 points in a loss to Florida in the second round of the 2016 National Invitation Tournament
- Scored 11 points and grabbed six rebounds in 26 minutes off the bench against Mount St. Mary's (11/15)



GIDDENS' 2017-18 GAME-BY-GAME STATS

Opponent	Date	GS	Min	FG	FGA	Pct	3FG	FGA	Pct	FT	FTA	Pct	Off	Def	Tot	Avg	PF	A	TO	Blk	Stl	Pts	Avg
vs. Memphis	11/10	*	5	0	0	.000	0	0	.000	0	0	.000	0	1	1	1.0	4	0	2	0	0	0	0.0
LIPSCOMB	11/14	*	15	1	2	.500	0	0	.000	1	7	.143	0	5	5	3.0	2	0	1	3	1	3	1.5
ALABAMA A&M	11/17	*	15	0	1	.000	0	0	.000	2	2	1.000	0	1	1	2.3	5	1	1	1	0	2	1.7
UT ARLINGTON	11/21	*	11	2	3	.667	0	0	.000	0	0	.000	1	0	1	2.0	1	0	0	1	0	4	2.3
vs. BYU	11/24	*	21	3	4	.750	0	0	.000	2	2	1.000	0	2	2	2.0	1	1	0	3	1	8	3.0
vs. Minnesota	11/25	*	9	0	1	.000	0	0	.000	0	0	.000	1	1	2	2.0	2	1	2	0	0	0	2.8
LOUISIANA TECH	11/29	*	5	0	1	.000	0	0	.000	0	0	.000	0	2	2	2.0	2	0	0	0	0	0	2.4
UCF	12/3		9	2	5	.400	0	0	.000	0	1	.000	0	3	3	2.1	3	0	0	4	0	4	2.6
RHODE ISLAND	12/6		17	5	9	.556	0	0	.000	2	3	.667	3	3	6	2.6	2	0	2	2	1	12	3.7
at Arizona	12/9		19	4	7	.571	0	0	.000	0	0	.000	0	2	2	2.5	4	0	1	1	0	8	4.1
vs. Mercer	12/19		8	2	3	.667	0	0	.000	0	1	.000	1	2	3	2.5	4	0	2	2	0	4	4.1
TEXAS	12/22		21	5	8	.625	0	0	.000	0	0	.000	2	4	6	2.8	3	0	0	0	0	10	4.6
TEXAS A&M*	12/30		15	1	4	.250	0	0	.000	0	0	.000	0	2	2	2.8	1	0	0	2	0	2	4.4
at Vanderbilt*	1/2		12	1	2	.500	0	0	.000	3	4	.750	0	1	1	2.6	4	1	0	0	1	5	4.4
at Georgia*	1/6		22	0	1	.000	0	0	.000	0	0	.000	0	3	3	2.7	4	1	0	3	1	0	4.1
SOUTH CAROLINA*	1/9	*	22	5	5	1.000	0	0	.000	1	1	1.000	0	1	1	2.6	4	0	1	1	1	11	4.6
at LSU*	1/13	*	8	1	1	1.000	0	0	.000	0	0	.000	2	0	2	2.5	4	0	1	1	0	2	4.4
AUBURN*	1/17	*	13	1	1	1.000	0	0	.000	1	2	.500	0	2	2	2.5	3	0	2	1	0	3	4.3
MISSISSIPPI STATE*	1/20	*	22	5	7	.714	0	0	.000	3	6	.500	3	1	4	2.6	4	1	0	3	1	13	4.8
at Ole Miss*	1/23	*	18	2	4	.500	0	0	.000	2	2	1.000	0	1	1	2.5	4	0	2	0	0	6	4.9
OKLAHOMA	1/27		17	2	2	1.000	0	0	.000	0	1	.000	2	7	9	2.8	1	0	3	2	0	4	4.8
MISSOURI*	1/31		14	1	3	.333	0	0	.000	1	2	.500	0	0	0	2.7	4	0	2	1	1	3	4.7
at Florida*	2/3	*	7	0	2	.000	0	0	.000	0	0	.000	0	0	0	2.6	1	0	1	0	0	0	4.5
at Mississippi State*																							
TENNESSEE*																							
LSU*																							
at Kentucky*																							
at Auburn*																							
ARKANSAS*																							
FLORIDA*																							
at Texas A&M*																							

* indicates Southeastern Conference opponent

GIDDENS' CAREER STATS

YEAR	GP	GS	MIN	AVG	FG	FGA	PCT	3FG	3FGA	PCT	FT	FTA	PCT	OFF	DEF	TOT	AVG	PF	FO	AST	TO	BLK	STL	PTS	AVG
2015-16*	33	7	599	18.2	51	110	.464	0	1	.000	25	57	.439	49	70	119	3.6	108	3	9	33	50	17	127	3.8
2017-18	23	13	325	14.1	43	76	.566	0	0	.000	18	34	.529	15	44	59	2.6	67	1	6	23	31	8	104	4.5
TOTAL	56	20	924	16.5	94	186	.505	0	1	.000	43	91	.473	64	114	178	3.2	175	4	15	56	81	25	231	4.1

GIDDENS' CAREER SEC STATS

YEAR	GP	GS	MIN	AVG	FG	FGA	PCT	3FG	3FGA	PCT	FT	FTA	PCT	OFF	DEF	TOT	AVG	PF	FO	AST	TO	BLK	STL	PTS	AVG
2017-18	10	6	153	15.3	17	30	.567	0	0	.000	11	17	.647	5	11	16	1.6	33	0	3	9	12	5	45	4.5
TOTAL	10	6	153	15.3	17	30	.567	0	0	.000	11	17	.647	5	11	16	1.6	33	0	3	9	12	5	45	4.5



5 Avery Johnson Jr.

JUNIOR

Guard • 5-11 • 187 • Houston, Texas
Plano West HS

CAREER HIGHS

Points	23	at South Carolina (2/7/17)
Rebounds	6	at South Carolina (2/7/17)
Assists	6	3X, last vs. Mississippi State (3/9/17)
Steals	3	4X, last vs. Lipscomb (11/14/17)
Blocks	1	2x, last vs. Auburn (1/17/18)
Minutes	44	at South Carolina (2/7/17)
Field Goals	9	at South Carolina (2/7/17)
FG Att.	21	at South Carolina (2/7/17)
3-Point FG	5	at South Carolina (2/7/17)
3-Point Att.	10	at South Carolina (2/7/17)
Free Throws	5	vs. Clemson (12/18/16)
FT Att.	6	2X, last vs. Clemson (12/18/16)

2017-18 SEASON HIGHS

Points	13	vs. Memphis (11/10/17)
Rebounds	4	Alabama A&M (11/17/17)
Assists	5	Alabama A&M (11/17/17)
Steals	3	Lipscomb (11/14/17)
Blocks	1	vs. Auburn (1/17/18)
Minutes	22	2x, last at Georgia (1/6/18)
Field Goals	4	3x, last at Florida (2/3/18)
FG Att.	8	at Florida (2/3/18)
3-Point FG	2	5x, last vs. South Carolina (1/9/18)
3-Point Att.	5	at Georgia (1/6/18)
Free Throws	3	vs. Memphis (11/10/17)
FT Att.	4	vs. Memphis (11/10/17)

MISCELLANEOUS STATS

CATEGORY	2017-18	CAREER
Double-digit scoring	3	13
20+ point games		1
Double-digit rebounding		
Double-doubles		
Led UA in scoring		4
Led UA in rebounding		1
Led UA in three-pointers	3	7
Led UA in assists	1	8
Led UA in steals	4	12
Led UA in blocks		
5+ assist games		3
3+ three-pointers		2
3+ steal games	1	4
3+ block games		

2017-18 (JUNIOR SEASON)

- Scored 13 points in 22 minutes off the bench and went 2-for-3 from beyond the arc in the season opener against Memphis (11/10)
- Went 4-of-6 from the floor to total 10 points, while adding two rebounds and two assists in 16 minutes off the bench vs. South Carolina (1/9)
- Put up 10 points while adding two rebounds, two assists and two steals in 21 minutes off the bench at then-No. 23 Florida (2/3)
- Went 3-for-4 from the field to score nine points in the home opener vs. Lipscomb (11/14)
- Provided an offensive spark off the bench in the win against UT Arlington (11/21) scoring eight points in 13 minutes
- Scored three points in 10 minutes off the bench against BYU (11/24)
- Totalled five points in 11 minutes off the bench vs. LSU (1/13)
- Scored two points and grabbed three rebounds while recording one steal in 12 minutes off the bench vs. then-No. 5 Texas A&M (12/30)
- Led the team in three-pointers made (2-of-3) to total six points, while adding two rebounds against Vanderbilt (1/2)
- Scored eight points while adding a team-high two steals in 22 minutes off the bench vs. Georgia (1/6)
- Named the team's Most Improved Player in 2016-17
- Saw action in 34 games making six starts
- Ranked fifth on team in scoring (6.9 ppg) and three-point field goal percentage (.311), while also ranking second in free throw percentage (.762)
- Established career highs in points (23), rebounds (6), assists (6), minutes (44), field goals made (9) and attempted (21) and threes made (5) and attempted (10), in Alabama's 40T win over South Carolina (2/7)
- Led Alabama in scoring with 17 points and matched his career-high three steals against Clemson (12/18)
- Led the team in scoring (13 pts) and matched his career highs in rebounds (5) and field goals made (5) in Alabama's win over Mississippi State (1/3)
- Had one of his best all around games in the SEC Tournament opening win against Mississippi State (3/9), finishing with 10 points, six assists and a career-high tying five rebounds



JOHNSON'S 2017-18 GAME-BY-GAME STATS

Opponent	Date	GS	Min	FG	FGA	Pct	3FG	FGA	Pct	FT	FTA	Pct	Off	Def	Tot	Avg	PF	A	TO	Blk	Stl	Pts	Avg
vs. Memphis	11/10	22	4	6	.667	2	3	.667	3	4	.750	2	0	2	2.0	2	0	2	0	0	13	13.0	
LIPSCOMB	11/14	20	3	4	.750	1	1	1.000	2	2	1.000	0	0	0	1.0	1	1	0	0	3	9	11.0	
ALABAMA A&M	11/17	18	0	4	.000	0	2	.000	0	0	.000	0	4	4	2.0	3	5	0	0	2	0	7.3	
UT ARLINGTON	11/21	13	3	7	.429	2	4	.500	0	0	.000	0	1	1	1.8	1	1	1	0	0	8	7.5	
vs. BYU	11/24	10	1	3	.333	1	1	1.000	0	0	.000	0	0	0	1.3	4	0	0	0	0	3	6.4	
vs. Minnesota	11/25	7	1	1	1.000	0	0	.000	0	2	.000	1	1	2	1.5	0	0	1	0	0	2	5.8	
LOUISIANA TECH	11/29	17	1	4	.250	0	2	.000	0	0	.000	0	1	1	1.4	1	1	1	0	1	2	5.3	
UCF	12/3	12	1	3	.333	0	1	.000	0	0	.000	0	0	0	1.3	2	0	0	0	0	2	4.9	
RHODE ISLAND	12/6	13	1	4	.250	0	0	.000	2	2	1.000	0	0	0	1.1	3	0	2	0	1	4	4.8	
at Arizona	12/9	7	0	2	.000	0	1	.000	0	0	.000	0	0	0	1.0	1	1	0	0	0	0	4.3	
vs. Mercer	12/19	12	1	6	.167	0	4	.000	0	0	.000	1	0	1	1.0	1	0	0	0	0	2	4.1	
TEXAS	12/22	9	1	3	.333	0	1	.000	0	0	.000	0	1	1	1.0	1	0	0	0	0	2	3.9	
TEXAS A&M*	12/30	12	0	3	.000	0	1	.000	2	2	1.000	1	2	3	1.2	2	0	1	0	1	2	3.8	
at Vanderbilt*	1/2	19	2	4	.500	2	3	.667	0	0	.000	0	2	2	1.2	1	0	1	0	0	6	3.9	
at Georgia*	1/6	22	2	7	.286	2	5	.400	2	2	1.000	0	1	1	1.2	2	1	1	0	2	8	4.2	
SOUTH CAROLINA*	1/9	16	4	6	.667	2	4	.500	0	0	.000	0	2	2	1.3	1	2	0	0	0	10	4.6	
at LSU*	1/13	11	1	4	.250	1	3	.333	2	2	1.000	0	0	0	1.2	2	0	0	0	0	5	4.6	
AUBURN*	1/17	15	1	4	.250	0	3	.000	0	0	.000	0	1	1	1.2	3	1	1	1	0	2	4.4	
MISSISSIPPI STATE*	1/20	16	2	3	.667	1	2	.500	0	0	.000	0	1	1	1.2	1	0	1	0	0	5	4.4	
at Ole Miss*	1/23	23	1	5	.200	0	3	.000	0	0	.000	0	1	1	1.2	2	1	0	0	0	2	4.3	
OKLAHOMA	1/27	8	1	2	.500	0	1	.000	2	2	1.000	0	0	0	1.1	0	0	1	0	0	4	4.3	
MISSOURI*	1/31	7	1	3	.333	0	1	.000	0	0	.000	0	0	0	1.0	0	0	0	0	0	2	4.2	
at Florida*	2/3	21	4	8	.500	1	2	.500	1	3	.333	2	0	2	1.3	1	2	0	0	2	10	4.6	
at Mississippi State*																							
TENNESSEE*																							
LSU*																							
at Kentucky*																							
at Auburn*																							
ARKANSAS*																							
FLORIDA*																							
at Texas A&M*																							

* indicates Southeastern Conference opponent

JOHNSON'S CAREER STATS

YEAR	GP	GS	MIN	AVG	FG	FGA	PCT	3FG	3FGA	PCT	FT	FTA	PCT	OFF	DEF	TOT	AVG	PF	FO	AST	TO	BLK	STL	PTS	AVG
2014-15*	13	0	56	4.3	7	20	.350	1	6	.167	3	5	.600	0	3	3	0.2	8	0	1	2	0	0	18	1.4
2016-17	34	6	657	19.3	84	254	.331	33	106	.311	32	42	.762	11	46	57	1.7	58	0	49	36	1	25	233	6.9
2017-18	23	0	330	14.3	36	96	.375	15	48	.313	16	21	.762	7	18	25	1.1	35	0	16	13	1	12	103	4.5
TOTAL	70	6	1043	14.9	127	370	.343	49	160	.306	51	68	.750	18	67	85	1.2	101	0	66	51	2	37	354	5.1

JOHNSON'S CAREER SEC STATS

YEAR	GP	GS	MIN	AVG	FG	FGA	PCT	3FG	3FGA	PCT	FT	FTA	PCT	OFF	DEF	TOT	AVG	PF	FO	AST	TO	BLK	STL	PTS	AVG
2014-15*	4	0	6	1.5	0	0	.000	0	0	.000	1	2	.500	0	0	0	0.0	2	0	1	0	0	0	1	0.3
2016-17	18	4	358	19.9	43	149	.289	18	63	.286	14	19	.737	7	22	29	1.6	26	0	17	19	0	13	118	6.6
2017-18	10	0	162	16.2	18	47	.383	9	27	.333	7	9	.778	3	10	13	1.3	15	0	7	5	1	5	52	5.2
TOTAL	28	4	520	18.6	61	196	.311	27	90	.300	21	28	.750	10	32	42	1.5	41	0	24	24	1	18	170	6.1



10 Herbert Jones

FRESHMAN

Guard • 6-7 • 200 • Greensboro, Ala.
Hale County HS

CAREER HIGHS

Points	14	Oklahoma (1/27/18)
Rebounds	9	2x, last vs. Texas A&M (12/30/17)
Assists	4	2x, last vs. Auburn (1/17/18)
Steals	5	UCF (12/3/17)
Blocks	2	4x, last vs. South Carolina (1/9/18)
Minutes	34	UT Arlington (11/21/17)
Field Goals	6	Oklahoma (1/27/18)
FG Att.	10	Oklahoma (1/27/18)
3-Point FG	2	vs. Memphis (11/10/17)
3-Point Att.	3	at Georgia (1/6/18)
Free Throws	4	vs. Memphis (11/10/17)
FT Att.	6	vs. Memphis (11/10/17)

2017-18 SEASON HIGHS

Points	14	Oklahoma (1/27/18)
Rebounds	9	2x, last vs. Texas A&M (12/30/17)
Assists	4	2x, last vs. Auburn (1/17/18)
Steals	5	UCF (12/3/17)
Blocks	2	4x, last vs. South Carolina (1/9/18)
Minutes	34	UT Arlington (11/21/17)
Field Goals	6	Oklahoma (1/27/18)
FG Att.	10	Oklahoma (1/27/18)
3-Point FG	2	vs. Memphis (11/10/17)
3-Point Att.	3	at Georgia (1/6/18)
Free Throws	4	vs. Memphis (11/10/17)
FT Att.	6	vs. Memphis (11/10/17)

MISCELLANEOUS STATS

CATEGORY	2017-18	CAREER
Double-digit scoring	3	3
20+ point games		
Double-digit rebounding		
Double-doubles		
Led UA in scoring		
Led UA in rebounding	4	4
Led UA in three-pointers		
Led UA in assists	4	4
Led UA in steals	5	5
Led UA in blocks	2	2
5+ assist games		
3+ three-pointers		
3+ steal games	4	4
3+ block games		

2017-18 (FRESHMAN SEASON)

- Leads the team and is ranked eight league in steals (31, 1.3 spg) while ranking first on the team with 18 charges taken, which is a school record
- Made his collegiate debut in the season opener against Memphis (11/10), earning the start and finished with 12 points and five rebounds in 27 minutes
- Scored a career high of 14 points and led the team in assists (3) and steals (2) while adding five rebounds and a block vs. then-No. 12 Oklahoma (1/27)
- Scored six points and snatched three rebounds in the home opener against the Lipscomb (11/14)
- Grabbed a team-high eight rebounds to go along with seven points and three assists against Alabama A&M (11/17)
- Turned in an outstanding effort on both sides of the court, totaling seven points, nine rebounds and four steals to go along with drawing four charges vs. UT Arlington (11/21)
- Put up six points and five rebounds to go along with two steals in 20 minutes off the bench vs. Louisiana Tech (11/29)
- Led the team with season highs in steals (5) and assists (4) while scoring four points against UCF (12/3)
- Led the team in rebounds (9) while totaling four points, two assists and one block vs. then-No. 5 Texas A&M
- Scored six points to go along with three rebounds, two blocks and one assist vs. Vanderbilt (1/2)
- Led the team in steals (4) while adding five points, five rebounds, two assists and two blocks vs. South Carolina (1/9)
- Scored five points to go along with six rebounds and two steals against LSU (1/13)
- Led the team in steals (4) and assists (4) while totaling 11 points, seven rebounds and a block vs. No. 17 Auburn (1/17)
- Totalled seven points to go along with two rebounds, three assists and one steal vs. Ole Miss (1/23)
- Scored six points while adding one rebound and a block at then-No. 23 Florida (2/3)
- Played under his father, Walter Sr., at Sunshine before the school closed in 2015
- Ranked the No. 30 shooting guard in the nation according to 247Sports.com
- Ranked the No. 2 prospect in the state of Alabama by Hoopseen.com
- A three-time first-team all-state honoree (ASWA)
- Earned 1A Honorable Mention All-State Team honors in 2015 and 3A second team all-state honors in 2016
- Selected as the 4A State Player of the Year and named to the Class 4A All-State first team as a senior (ASWA)
- Led his team to the 2017 state championship and was the Most Outstanding Player of the tournament
- Averaged 16.5 points, 8.2 rebounds and 4.0 assists per game as a senior
- Selected to play in the 2017 Alabama-Mississippi All-Star Game alongside Alex Reese (Alabama) and Galin Smith (Mississippi)



JONES' 2017-18 GAME-BY-GAME STATS

Opponent	Date	GS	Min	FG	FGA	Pct	3FG	FGA	Pct	FT	FTA	Pct	Off	Def	Tot	Avg	PF	A	TO	Blk	Stl	Pts	Avg
vs. Memphis	11/10	*	27	3	8	.375	2	2	1.000	4	6	.667	1	4	5	5.0	3	1	3	2	2	12	12.0
LIPSCOMB	11/14		25	2	4	.5000	0	1	.000	2	2	1.000	0	3	3	4.0	4	0	0	1	0	6	9.0
ALABAMA A&M	11/17		23	2	6	.333	0	1	.000	3	4	.750	3	5	8	5.3	2	3	0	0	0	7	8.3
UT ARLINGTON	11/21		34	3	3	1.000	1	1	1.000	0	0	.000	0	9	9	6.3	4	3	4	0	4	7	8.0
vs. BYU	11/24		22	1	3	.333	0	0	.000	1	2	.500	1	3	4	5.7	2	3	3	1	1	3	7.0
vs. Minnesota	11/25	*	8	0	1	.000	0	0	.000	2	2	1.000	0	0	0	4.8	1	0	2	0	0	2	6.2
LOUISIANA TECH	11/29		20	2	7	.286	0	1	.000	2	4	.500	2	3	5	4.9	5	1	4	0	2	6	6.1
UCF	12/3	*	27	2	4	.500	0	0	.000	0	2	.000	0	1	1	4.4	2	4	3	0	5	4	5.9
RHODE ISLAND	12/6		31	2	2	1.000	0	0	.000	0	0	.000	0	3	3	4.2	4	1	2	0	1	4	5.7
at Arizona	12/9		14	0	1	.000	0	0	.000	0	0	.000	0	0	0	3.8	5	2	1	0	1	0	5.1
vs. Mercer	12/19		8	0	1	.000	0	0	.000	0	0	.000	0	0	0	3.5	1	2	1	0	0	0	4.6
TEXAS	12/22		8	0	1	.000	0	0	.000	1	2	.500	0	1	1	3.3	2	0	0	0	1	1	4.3
TEXAS A&M*	12/30		21	2	3	.667	0	0	.000	0	2	.000	2	7	9	3.7	2	2	1	1	0	4	4.3
at Vanderbilt*	1/2		21	3	8	.375	0	0	.000	0	0	.000	2	1	3	3.6	2	1	1	2	0	6	4.4
at Georgia*	1/6	*	29	2	7	.286	0	3	.000	0	0	.000	0	4	4	3.7	2	0	3	2	1	4	4.4
SOUTH CAROLINA*	1/9	*	25	2	3	.667	1	1	1.000	0	0	.000	1	4	5	3.8	0	2	1	2	4	5	4.4
at LSU*	1/13	*	25	2	4	.500	1	1	1.000	0	0	.000	3	3	6	3.9	1	0	2	0	2	5	4.5
AUBURN*	1/17	*	25	5	9	.556	0	0	.000	1	2	.500	1	6	7	4.1	5	4	2	1	4	11	4.8
MISSISSIPPI STATE*	1/20	*	30	3	8	.375	0	1	.000	0	0	.000	2	3	5	4.1	1	0	1	1	0	6	4.9
at Ole Miss*	1/23	*	22	3	4	.750	1	1	1.000	0	0	.000	1	1	2	4.0	5	3	1	0	1	7	5.0
OKLAHOMA	1/27		31	6	10	.600	0	1	.000	2	5	.400	1	4	5	4.0	3	3	2	1	2	14	5.4
MISSOURI*	1/31		19	0	4	.000	0	1	.000	0	0	.000	2	2	4	4.0	2	1	2	1	0	0	5.2
at Florida*	2/3		23	2	4	.500	0	0	.000	2	2	1.000	0	1	1	3.9	3	0	2	1	0	6	5.2
at Mississippi State*																							
TENNESSEE*																							
LSU*																							
at Kentucky*																							
at Auburn*																							
ARKANSAS*																							
FLORIDA*																							
at Texas A&M*																							

* indicates Southeastern Conference opponent

JONES' CAREER STATS

YEAR	GP	GS	MIN	AVG	FG	FGA	PCT	3FG	3FGA	PCT	FT	FTA	PCT	OFF	DEF	TOT	AVG	PF	FO	AST	TO	BLK	STL	PTS	AVG
2017-18	23	8	518	22.5	47	105	.448	6	15	.400	20	35	.571	22	67	89	3.9	61	4	36	41	16	31	120	5.2
TOTAL	23	8	518	22.5	47	105	.448	6	15	.400	20	35	.571	22	67	89	3.9	61	4	36	41	16	31	120	5.2

JONES' CAREER SEC STATS

YEAR	GP	GS	MIN	AVG	FG	FGA	PCT	3FG	3FGA	PCT	FT	FTA	PCT	OFF	DEF	TOT	AVG	PF	FO	AST	TO	BLK	STL	PTS	AVG
2017-18	10	6	240	24.0	24	54	.444	3	8	.375	3	6	.500	14	31	45	4.5	23	2	13	16	11	12	54	5.4
TOTAL	10	6	240	24.0	24	54	.444	3	8	.375	3	6	.500	14	31	45	4.5	23	2	13	16	11	12	54	5.4



12 Dazon Ingram

SOPHOMORE

Guard • 6-5 • 207 • Theodore, Ala.
Theodore HS

CAREER HIGHS

Points	22	2x, last vs. Louisiana Tech (11/29/17)
Rebounds	14	Rhode Island (12/6/17)
Assists	7	2x, last at LSU (1/14/17)
Steals	5	Auburn (2/4/17)
Blocks	3	at Vanderbilt (1/2/18)
Minutes	37	2x, last vs. Rhode Island (12/6/17)
Field Goals	9	Ole Miss (3/1/17)
FG Att.	12	4x, last vs. Texas A&M (12/30/17)
3-Point FG	3	2x, last at Missouri (2/15/17)
3-Point Att.	6	Texas A&M (12/30/17)
Free Throws	13	Louisiana Tech (11/29/17)
FT Att.	17	Louisiana Tech (11/29/17)

2017-18 SEASON HIGHS

Points	22	Louisiana Tech (11/29/17)
Rebounds	14	Rhode Island (12/6/17)
Assists	6	2x, last vs. Mississippi State (1/20/18)
Steals	3	2x, last vs. LSU (1/13/18)
Blocks	3	at Vanderbilt (1/2/18)
Minutes	37	Rhode Island (12/6/17)
Field Goals	6	Lipscomb (11/14/17)
FG Att.	12	Texas A&M (12/30/17)
3-Point FG	1	5x, last vs. Oklahoma (1/27/18)
3-Point Att.	6	Texas A&M (12/30/17)
Free Throws	13	Louisiana Tech (11/29/17)
FT Att.	17	Louisiana Tech (11/29/17)

MISCELLANEOUS STATS

CATEGORY	2017-18	CAREER
Double-digit scoring	12	33
20+ point games	2	3
Double-digit rebounding	2	4
Double-doubles	2	4
Led UA in scoring	1	10
Led UA in rebounding	9	9
Led UA in three-pointers	1	6
Led UA in assists	10	31
Led UA in steals	5	19
Led UA in blocks	2	7
5+ assist games	5	14
3+ three-pointers	2	5
3+ steal games	2	5
3+ block games	1	1

2017-18 (SOPHOMORE SEASON)

- Ranks second on the team in assists (3.0) and rebounds (6.3) per game
- Matched his career high and tied for the team lead with 22 points against Louisiana Tech (11/29)
- Also led the team in rebounds against the Bulldogs with nine
- Went 11-for-15 from the free-throw line to collect 20 points, his second career 20-point game, along with five assists and five rebounds in the season opener against Memphis (11/10)
- Recorded a double-double with 10 points and a career-high 14 rebounds while delivering two assists in the win against URI (12/6)
- Registered his second double-double of the season by leading the team in four categories including points (18), rebounds (10), assists (3) and steals (3), while adding one block at LSU (1/13)
- Went 10-of-13 from the free throw line to total 16 points while adding three rebounds, two assists and two steals vs. No. 17 Auburn (1/17)
- Was one of four players to score in double digits, collecting 13 points on 6-for-8 shooting from the field, while collecting a season-best seven rebounds and matched season-high with five assists vs. Lipscomb (11/14)
- Collected 10 points and six rebounds while totaling four assists in the win against Alabama A&M (11/17)
- Dropped 13 points to go along with three assists and three rebounds vs. BYU (11/24)
- Recorded season-highs in assists (6) and steals (2) while totaling 10 points and seven rebounds at Arizona (12/9)
- Scored four points and totaled two rebounds and three assists in 25 minutes against then-No. 14 Minnesota (11/25)
- Led the team in rebounds (8) and went 5-of-6 from the free throw line to total 11 points in the win against Mercer (12/19)
- Led UA in rebounds (8) while totaling six points and three assists vs. Texas (12/22)
- Led the team in assists (3) and steals (3) while scoring 16 points and snatching six rebounds vs. then-No. 5 Texas A&M (12/30)
- Recorded a career-high three blocks and led the team in rebounds (6), while adding nine points and two assists vs. Vanderbilt (1/2)
- Led the team in rebounds (8) and assists (6) while adding seven points vs. Mississippi State (1/20)
- Scored 10 points while leading the team in rebounds (8) and assists (5) vs. Ole Miss (1/23)
- Totaled eight points, three rebounds and one steal while leading the team in assists (3) vs. then-No. 12 Oklahoma (1/27)
- Scored 10 points while adding four rebounds one assists, one block and one steal vs. Missouri (1/31)
- Totaled eight points, seven rebounds, one assists and one steal at then-No. 23 Florida (2/3)



INGRAM'S 2017-18 GAME-BY-GAME STATS

Opponent	Date	GS	Min	FG	FGA	Pct	3FG	FGA	Pct	FT	FTA	Pct	Off	Def	Tot	Avg	PF	A	TO	Blk	Stl	Pts	Avg
vs. Memphis	11/10	*	33	4	10	.400	1	3	.333	11	15	.733	0	5	5	5.0	4	5	3	0	1	20	20.0
LIPSCOMB	11/14	*	27	6	8	.750	0	0	.000	1	3	.333	0	7	7	6.0	2	5	4	1	1	13	16.5
ALABAMA A&M	11/17	*	22	4	6	.667	1	2	.500	1	3	.333	1	5	6	6.0	3	4	3	1	1	10	14.3
UT ARLINGTON	11/21	*	29	1	4	.250	0	1	.000	4	8	.500	1	3	4	5.5	1	1	2	1	1	6	12.3
vs. BYU	11/24	*	31	5	9	.556	0	2	.000	3	4	.750	1	2	3	4.8	2	3	1	0	0	13	12.4
vs. Minnesota	11/25	*	25	2	5	.400	0	1	.000	0	1	.000	0	2	2	4.5	5	3	2	1	1	4	11.0
LOUISIANA TECH	11/29	*	32	4	7	.571	1	1	1.000	13	17	.765	1	8	9	5.1	2	0	3	0	0	22	12.6
UCF	12/3	*	33	2	6	.333	0	0	.000	2	2	1.000	2	5	7	5.4	3	4	3	0	0	6	11.8
RHODE ISLAND	12/6	*	37	2	6	.333	0	1	.000	6	11	.545	3	10	14	6.3	3	2	4	0	0	10	11.6
at Arizona	12/9	*	34	2	10	.200	1	2	.500	5	6	.833	0	7	7	6.4	4	6	0	0	2	10	11.4
vs. Mercer	12/19	*	30	3	10	.300	0	4	.000	5	6	.833	3	5	8	6.5	5	1	2	0	2	11	11.4
TEXAS	12/22	*	34	2	8	.250	0	1	.000	2	2	1.000	0	8	8	6.7	0	3	2	0	1	6	10.9
TEXAS A&M*	12/30	*	30	5	12	.417	1	6	.167	5	6	.833	0	6	6	6.6	3	3	3	0	3	16	11.3
at Vanderbilt*	1/2	*	29	2	4	.500	0	1	.000	5	6	.833	0	6	6	6.6	1	2	3	0	0	9	11.1
at Georgia*	1/6																						
SOUTH CAROLINA*	1/9		17	1	4	.250	0	1	.000	2	2	1.000	0	3	3	6.3	1	2	1	0	0	4	10.7
at LSU*	1/13	*	32	4	5	.800	0	1	.000	10	10	1.000	0	10	10	6.6	2	3	1	1	3	18	11.1
AUBURN*	1/17	*	35	3	10	.300	0	1	.000	10	13	.769	0	3	3	6.4	3	2	5	0	2	16	11.4
MISSISSIPPI STATE*	1/20	*	29	0	2	.000	0	0	.000	7	10	.700	1	7	8	6.4	4	6	3	0	1	7	11.2
at Ole Miss*	1/23	*	26	3	8	.375	0	2	.000	4	4	1.000	2	6	8	6.5	3	5	2	0	0	10	11.1
OKLAHOMA	1/27	*	25	2	4	.500	1	1	1.000	3	4	.750	0	3	3	6.4	3	3	1	0	1	8	11.0
MISSOURI*	1/31	*	33	3	6	.500	1	2	.500	3	5	.600	0	4	4	6.2	3	1	0	1	1	10	10.9
at Florida*	2/3	*	32	4	7	.571	0	1	.000	0	3	.000	0	7	7	6.3	1	1	4	0	1	8	10.8
at Mississippi State*																							
TENNESSEE*																							
LSU*																							
at Kentucky*																							
at Auburn*																							
ARKANSAS*																							
FLORIDA*																							
at Texas A&M*																							

* indicates Southeastern Conference opponent

INGRAM'S CAREER STATS

YEAR	GP	GS	MIN	AVG	FG	FGA	PCT	3FG	3FGA	PCT	FT	FTA	PCT	OFF	DEF	TOT	AVG	PF	FO	AST	TO	BLK	STL	PTS	AVG
2015-16	7	7	179	25.6	20	37	.541	1	2	.500	13	22	.591	6	35	41	5.9	24	2	23	24	3	8	54	7.7
2016-17	34	34	934	27.5	118	227	.520	21	49	.429	103	156	.660	35	117	152	4.5	89	4	113	85	8	30	360	10.6
2017-18	22	20	655	29.8	64	151	.424	7	34	.206	102	141	.723	15	123	138	6.3	58	2	65	51	9	22	237	10.8
TOTAL	63	61	1768	28.1	202	415	.487	29	85	.341	218	319	.683	56	275	331	5.3	171	8	201	160	20	60	651	10.3

INGRAM'S CAREER SEC STATS

YEAR	GP	GS	MIN	AVG	FG	FGA	PCT	3FG	3FGA	PCT	FT	FTA	PCT	OFF	DEF	TOT	AVG	PF	FO	AST	TO	BLK	STL	PTS	AVG
2015-16																									
2016-17	18	18	497	27.6	58	118	.492	13	26	.500	63	97	.649	17	63	80	4.4	50	3	55	55	4	16	192	10.7
2017-18	9	8	263	29.2	25	58	.431	2	15	.133	46	59	.780	3	52	55	6.1	21	0	25	21	5	11	98	10.9
TOTAL	27	26	760	28.1	83	176	.472	15	41	.366	109	156	.699	20	115	135	5.0	71	3	80	76	9	27	290	10.7



22 Ar'Mond Davis

SENIOR

Guard • 6-6 • 202 • Tacoma, Wash.
Foss HS

CAREER HIGHS

Points	19	at South Carolina (2/7/17)
Rebounds	5	Georgia (2/23/17)
Assists	1	4X, last vs. Richmond (3/14/17)
Steals	2	2X, last at Texas A&M (2/25/17)
Blocks	2	at Arkansas (2/1/17)
Minutes	38	at South Carolina (2/7/17)
Field Goals	7	Georgia (2/23/17)
FG Att.	18	Georgia (2/23/17)
3-Point FG	5	Ball State (11/18/16)
3-Point Att.	9	Georgia (2/23/17)
Free Throws	6	at Arkansas (2/1/17)
FT Att.	6	2X, last at South Carolina (2/7/17)

2017-18 SEASON HIGHS

Points	
Rebounds	
Assists	
Steals	
Blocks	
Minutes	
Field Goals	
FG Att.	
3-Point FG	
3-Point Att.	
Free Throws	
FT Att.	

MISCELLANEOUS STATS

CATEGORY	2017-18	CAREER
Double-digit scoring		10
20+ point games		
Double-digit rebounding		
Double-doubles		
Led UA in scoring		3
Led UA in rebounding		
Led UA in three-pointers		7
Led UA in assists		
Led UA in steals		5
Led UA in blocks		1
5+ assist games		
3+ three-pointers		5
3+ steal games		
3+ block games		

2017-18 (SENIOR SEASON)

- Sidelined and has yet to see any action
- Played in 32 contests in 2016-17 season
- Ranked fourth on the team in made three-pointers (32) and was third in threes attempted (129)
- Was fifth on the team in scoring (6.9 ppg)
- Finished the year with 10 double-figure scoring contests on the season
- Collected career-highs in scoring (19 pts), minutes played (38), field goals (6), field goals attempted (12), and free throws attempted (6) in Alabama's 40T victory over South Carolina (2/7)
- Recorded 15 points in the Tide's win over LSU (2/18)
- Established new career-highs in rebounds (5), made field goals (7), field goals attempted (18) and three-pointers attempted (9), while leading Alabama in scoring (17 pts) against Georgia (2/23)
- Registered 17 points on 6-of-11 shooting from the floor and five treys in the Tide's victory over Ball State (11/18)
- Provided a second half spark to lead a come-from-behind win over Vanderbilt (1/7), scoring 12 points on three treys in just 14 minutes of action – all coming in the final 20 minutes of play
- Finished with 11 points while recording two steals at Texas A&M (2/25)
- Led Alabama in blocks (2), while registering a career-high in free-throws made (6) and attempted (6) to finish with 10 points at Arkansas (2/1)
- Reached double figures with 10 points against No. 23 Florida (1/10)
- Scored 10 points in 14 minutes of play in the win over Charleston Southern (11/29)
- Reached double figures with 10 points against Oregon (12/11)
- Recorded seven points in seven minutes of play against Dayton (11/15)
- Scored his first career points (3) at Alabama in the Crimson Tide's season opener against Coastal Carolina (11/11)
- Tallied his first career assist at Alabama in the Tide's win over Saint Louis (11/23)



DAVIS' 2017-18 GAME-BY-GAME STATS

Opponent	Date	GS	Min	FG	FGA	Pct	3FG	FGA	Pct	FT	FTA	Pct	Off	Def	Tot	Avg	PF	A	TO	Blk	Stl	Pts	Avg
vs. Memphis	11/10																						
LIPSCOMB	11/14																						
ALABAMA A&M	11/17																						
UT ARLINGTON	11/21																						
vs. BYU	11/24																						
vs. Minnesota	11/25																						
LOUISIANA TECH	11/29																						
UCF	12/3																						
RHODE ISLAND	12/6																						
at Arizona	12/9																						
vs. Mercer	12/19																						
TEXAS	12/22																						
TEXAS A&M*	12/30																						
at Vanderbilt*	1/2																						
at Georgia*	1/6																						
SOUTH CAROLINA*	1/9																						
at LSU*	1/13																						
AUBURN*	1/17																						
MISSISSIPPI STATE*	1/20																						
at Ole Miss*	1/23																						
OKLAHOMA	1/27																						
MISSOURI*	1/31																						
at Florida*	2/3																						
at Mississippi State*																							
TENNESSEE*																							
LSU*																							
at Kentucky*																							
at Auburn*																							
ARKANSAS*																							
FLORIDA*																							
at Texas A&M*																							

* indicates Southeastern Conference opponent

DAVIS' CAREER STATS

YEAR	GP	GS	MIN	AVG	FG	FGA	PCT	3FG	3FGA	PCT	FT	FTA	PCT	OFF	DEF	TOT	AVG	PF	FO	AST	TO	BLK	STL	PTS	AVG
2016-17	32	0	440	13.8	67	202	.332	32	120	.267	27	33	.818	7	40	47	1.5	22	0	4	20	2	13	193	6.0
2017-18	0	0	0	0.0	0	0	.000	0	0	.000	0	0	.000	0	0	0	0.0	0	0	0	0	0	0	0	0.0
TOTAL	32	0	440	13.8	67	202	.332	32	120	.267	27	33	.818	7	40	47	1.5	22	0	4	20	2	13	193	6.0

DAVIS' CAREER SEC STATS

YEAR	GP	GS	MIN	AVG	FG	FGA	PCT	3FG	3FGA	PCT	FT	FTA	PCT	OFF	DEF	TOT	AVG	PF	FO	AST	TO	BLK	STL	PTS	AVG
2016-17	16	0	238	14.9	39	108	.361	19	65	.292	17	21	.810	5	18	23	1.4	16	0	0	9	2	7	114	7.1
2017-18	0	0	0	0.0	0	0	.000	0	0	.000	0	0	.000	0	0	0	0.0	0	0	0	0	0	0	0	0.0
TOTAL	16	0	238	14.9	39	108	.361	19	65	.292	17	21	.810	5	18	23	1.4	16	0	0	9	2	7	114	7.1



23 John Petty

FRESHMAN

Guard • 6-5 • 195 • Huntsville, Ala.
Mae Jemison HS

CAREER HIGHS

Points	30	Alabama A&M (11/17/17)
Rebounds	6	Lipscomb (11/14/17)
Assists	4	3x, last vs. Mississippi State (1/20/18)
Steals	2	vs. BYU (11/24/17)
Blocks	2	Texas A&M (12/30/17)
Minutes	35	2x, last vs. Mississippi State (1/20/18)
Field Goals	10	Alabama A&M (11/17/17)
FG Att.	14	3x, last vs. Auburn (1/17/18)
3-Point FG	10	Alabama A&M (11/17/17)
3-Point Att.	13	2x, last vs. Auburn (1/17/18)
Free Throws	3	2x, last vs. Missouri (1/31/18)
FT Att.	5	Rhode Island (12/6/17)

2017-18 SEASON HIGHS

Points	30	Alabama A&M (11/17/17)
Rebounds	6	Lipscomb (11/14/17)
Assists	4	3x, last vs. Mississippi State (1/20/18)
Steals	2	vs. BYU (11/24/17)
Blocks	2	Texas A&M (12/30/17)
Minutes	35	2x, last vs. Mississippi State (1/20/18)
Field Goals	10	Alabama A&M (11/17/17)
FG Att.	14	3x, last vs. Auburn (1/17/18)
3-Point FG	10	Alabama A&M (11/17/17)
3-Point Att.	13	2x, last vs. Auburn (1/17/18)
Free Throws	3	2x, last vs. Missouri (1/31/18)
FT Att.	5	Rhode Island (12/6/17)

MISCELLANEOUS STATS

CATEGORY	2017-18	CAREER
Double-digit scoring	12	12
20+ point games	2	2
Double-digit rebounding		
Double-doubles		
Led UA in scoring	6	6
Led UA in rebounding		
Led UA in three-pointers	15	15
Led UA in assists	3	3
Led UA in steals	1	1
Led UA in blocks	1	1
5+ assist games		
3+ three-pointers	9	9
3+ steal games		
3+ block games		

2017-18 (FRESHMAN SEASON)

- Ranks fourth in the league in three-pointers made (60) and is tied for sixth threes made per game (2.2)
- A two-time SEC freshman of the week (Nov. 20 and Jan. 1), to become the first Alabama player to achieve the feat since JaMychal Green in 2009
- Set a new school record by knocking down 10 three-pointers to total a team-high 30 points against Alabama A&M (11/17)
- Petty's 10 three-pointers tied for fourth all-time in Southeastern Conference history while his percentage (76.9, 10-of-13) was the highest in league history by any player who has made at least 10 threes in a game
- Drilled 8-of-13 three pointers from beyond the arc to score a game-high 27 points while adding two assists and a rebound vs. No. 17 Auburn (1/17)
- Made his first collegiate start in the season opener against Memphis (11/10) and finished with 11 points – all coming in the second half – in 29 minutes
- Was one of four players to score in double digits, totaling 14 points, while adding three assists and six rebounds in the home opener against Lipscomb (11/14)
- Shot 4-of-7 from deep to reach double digits (16 points) in 34 minutes in the win against BYU (11/24)
- Totaled 12 points, one steal and one assist against UCF (12/3)
- Led the team in assists (4) and reached double figures with 12 points in the win against Rhode Island (12/6)
- Dropped 18 points to go along with four rebounds, three assists, one block and one steal vs. Mercer (12/19)
- Scored a team-high 14 points to go along with two rebounds and one assist against Texas (12/22)
- Scored a team-high 18 points on 5-of-9 shooting from beyond the arc to go along with three assists, two blocks and four rebounds against then-No. 5 Texas A&M (12/30)
- Led the team with 15 points to go along with four rebounds, three assists and one steal vs. South Carolina (1/9)
- Scored nine points while adding four rebounds, four assists and a steal against Mississippi State (1/20)
- Went 3-of-4 from beyond the arc to total nine points, while adding three rebounds, one assist and a steal vs. then-No. 12 Oklahoma (1/27)
- Played his first three years at J.O. Johnson High School under Jack Doss before finishing his high school career at Jemison High School in Huntsville
- A consensus five-star recruit and a top-30 player in the nation
- Named Mr. Basketball for the state of Alabama in both 2016 and 2017, just the third person in the award's history to win it twice
- The top player in the state, the No. 3 shooting guard in the southern region and top shooting guard in Alabama according to Scout.com
- Listed at No. 21 in the ESPN.com Top 100 prospects
- Two-time Gatorade Alabama Player of the Year and named Huntsville Region Player of the Year in 2016 and 2017
- Won three consecutive state championships while taking home state tournament MVP honors for three straight seasons
- Selected to play in 2017 Jordan Brand Classic National All-Star Game alongside teammate Collin Sexton



PETTY'S 2017-18 GAME-BY-GAME STATS

Opponent	Date	GS	Min	FG	FGA	Pct	3FG	FGA	Pct	FT	FTA	Pct	Off	Def	Tot	Avg	PF	A	TO	Blk	Stl	Pts	Avg
vs. Memphis	11/10	*	29	4	14	.289	3	10	.300	0	0	.000	1	0	1	1.0	3	2	0	0	0	11	11.0
LIPSCOMB	11/14	*	33	6	11	.545	2	7	.286	0	2	.000	0	6	6	3.5	0	3	3	0	0	14	12.5
ALABAMA A&M	11/17	*	26	10	13	.769	10	13	.769	0	0	.000	0	4	4	3.7	0	1	4	0	0	30	18.3
UT ARLINGTON	11/21	*	32	3	11	.273	2	10	.200	0	0	.000	1	1	2	3.3	1	2	4	0	1	8	15.8
vs. BYU	11/24	*	34	6	12	.500	4	7	.571	0	0	.000	0	1	1	2.9	1	1	1	1	2	16	15.8
vs. Minnesota	11/25	*	23	2	6	.333	1	4	.250	0	0	.000	1	1	2	2.7	0	0	2	1	0	5	14.0
LOUISIANA TECH	11/29	*	19	1	3	.333	0	2	.000	0	0	.000	0	3	3	2.7	1	4	2	0	1	2	12.3
UCF	12/3	*	33	4	12	.333	2	9	.222	2	4	.500	0	0	0	2.4	1	1	2	0	1	12	12.3
RHODE ISLAND	12/6	*	34	4	9	.200	1	5	.200	3	5	.600	1	1	2	2.3	0	4	5	0	0	12	12.2
at Arizona	12/9	*	35	4	13	.308	4	10	.400	1	2	.500	0	3	3	2.4	2	3	1	0	0	13	12.3
vs. Mercer	12/19	*	32	6	14	.429	4	11	.364	2	4	.500	0	4	4	2.5	0	3	2	1	1	18	12.8
TEXAS	12/22	*	28	5	11	.455	2	6	.333	2	3	.667	0	2	2	2.5	1	1	3	0	0	14	12.9
TEXAS A&M*	12/30	*	32	6	10	.600	5	9	.556	1	1	1.000	0	4	4	2.6	1	3	2	2	0	18	13.3
at Vanderbilt*	1/2	*	28	1	6	.167	0	3	.000	0	0	.000	0	1	1	2.5	0	1	1	0	1	2	12.5
at Georgia*	1/6	*	29	1	8	.125	1	7	.143	0	0	.000	0	0	0	2.3	0	1	0	1	1	3	11.9
SOUTH CAROLINA*	1/9	*	26	5	8	.625	3	6	.500	2	2	1.000	1	3	4	2.4	2	3	3	0	1	15	12.1
at LSU*	1/13	*	26	2	8	.250	2	7	.286	0	0	.000	0	1	1	2.4	1	0	1	0	1	6	11.7
AUBURN*	1/17	*	33	9	14	.643	8	13	.615	1	2	.500	0	1	1	2.3	1	2	3	0	0	27	12.6
MISSISSIPPI STATE*	1/20	*	35	3	11	.273	2	7	.286	1	2	.500	1	3	4	2.4	2	4	2	0	1	9	12.4
at Ole Miss*	1/23	*	27	1	8	.125	1	5	.200	0	0	.000	1	1	2	2.4	1	3	0	0	1	3	11.9
OKLAHOMA	1/27	*	23	3	4	.750	3	4	.750	0	0	.000	0	3	3	2.4	0	1	4	0	1	9	11.8
MISSOURI*	1/31	*	28	1	6	.167	0	5	.000	3	3	1.000	0	1	1	2.3	0	1	1	0	1	5	11.5
at Florida*	2/3	*	18	0	2	.000	0	2	.000	0	0	.000	0	3	3	2.3	1	1	2	0	0	0	11.0
at Mississippi State*																							
TENNESSEE*																							
LSU*																							
at Kentucky*																							
at Auburn*																							
ARKANSAS*																							
FLORIDA*																							
at Texas A&M*																							

* indicates Southeastern Conference opponent

PETTY'S CAREER STATS

YEAR	GP	GS	MIN	AVG	FG	FGA	PCT	3FG	3FGA	PCT	FT	FTA	PCT	OFF	DEF	TOT	AVG	PF	FO	AST	TO	BLK	STL	PTS	AVG
2017-18	23	21	663	28.8	87	214	.407	60	162	.370	18	30	.600	7	47	54	2.3	19	0	45	48	6	14	252	11.0
TOTAL	23	21	663	28.8	87	214	.407	60	162	.370	18	30	.600	7	47	54	2.3	19	0	45	48	6	14	252	11.0

PETTY'S CAREER SEC STATS

YEAR	GP	GS	MIN	AVG	FG	FGA	PCT	3FG	3FGA	PCT	FT	FTA	PCT	OFF	DEF	TOT	AVG	PF	FO	AST	TO	BLK	STL	PTS	AVG
2017-18	10	8	282	28.2	29	81	.358	22	64	.344	8	10	.800	3	18	21	2.1	9	0	19	15	3	7	88	8.8
TOTAL	10	8	282	28.2	29	81	.358	22	64	.344	8	10	.800	3	18	21	2.1	9	0	19	15	3	7	88	8.8



24 Lawson Schaffer

JUNIOR

Guard • 5-11 • 168 • Cullman, Ala.
Cullman HS

CAREER HIGHS

Points	5	2x last vs. Memphis (11/10/17)
Rebounds	2	at Georgia (3/5/16)
Assists	4	Alabama A&M (11/17/17)
Steals	1	7x, last at Georgia (1/6/18)
Blocks		
Minutes	11	vs. Memphis (11/10/17)
Field Goals	2	vs. Memphis (11/10/17)
FG Att.	3	2x, last vs. Memphis (11/10/17)
3-Point FG	1	8x, last vs. Alabama A&M (11/17/17)
3-Point Att.	3	Missouri (2/6/16)
Free Throws	2	3x, last vs. Mississippi State (3/9/17)
FT Att.	2	4x, last vs. Mississippi State (3/9/17)

2017-18 SEASON HIGHS

Points	5	vs. Memphis (11/10/17)
Rebounds		
Assists	4	Alabama A&M (11/17/17)
Steals	1	3x, last at Georgia (1/6/18)
Blocks		
Minutes	11	vs. Memphis (11/10/17)
Field Goals	2	vs. Memphis (11/10/17)
FG Att.	3	vs. Memphis (11/10/17)
3-Point FG	1	2x, last vs. Alabama A&M (11/17/17)
3-Point Att.	2	2x, last vs. Alabama A&M (11/17/17)
Free Throws		
FT Att.		

MISCELLANEOUS STATS

CATEGORY	2016-17	CAREER
Double-digit scoring		
20+ point games		
Double-digit rebounding		
Double-doubles		
Led UA in scoring		
Led UA in rebounding		
Led UA in three-pointers		
Led UA in assists		
Led UA in steals		
Led UA in blocks		
5+ assist games		
3+ three-pointers		
3+ steal games		
3+ block games		

2017-18 (JUNIOR SEASON)

- Played a career-high 11 minutes off the bench and tied his career high with five points in the season opener against Memphis (11/10)
- Recorded a steal in the final two minutes of the home opener against Lipscomb (11/14)
- Hit a three-pointer to go along with a career-high four assists in nine minutes off the bench against Alabama A&M (11/17)
- Played in 17 games during the 2016-17 season including each of the last seven contests of the year
- Went 4-of-8 (.500) from beyond the arc and hit all four of his free throw attempts last year
- Saw extended minutes in the win over Ole Miss (3/1), playing a season high five minutes and finished with three points and one rebound
- Played three minutes against Mississippi State (3/9) and knocked down a three-pointer and two free throws for a career-high five points
- Matched a season-high in assists (2) in Alabama's win over LSU (2/18)
- Tallied a season-high in assists (2) against Arkansas (2/1)
- Registered his first rebound of the season (1) in Alabama's win over Georgia (1/25)
- Hit a three-pointer and collected first steal of the season in the Tide's win over Stetson (12/29)
- Scored three points in Alabama's victory over Charleston Southern (11/29)
- Tallied first assist (1) of the season in Alabama's victory over Arkansas State (12/21)
- Earned the Commitment to Service Award



SCHAFER'S 2017-18 GAME-BY-GAME STATS

Opponent	Date	GS	Min	FG	FGA	Pct	3FG	FGA	Pct	FT	FTA	Pct	Off	Def	Tot	Avg	PF	A	TO	Blk	Stl	Pts	Avg
vs. Memphis	11/10		11	2	3	.667	1	2	.500	0	0	.000	0	0	0	0.0	2	2	0	0	1	5	5.0
LIPSCOMB	11/14		2	0	0	.000	0	0	.000	0	0	.000	0	0	0	0.0	0	0	1	0	1	0	2.5
ALABAMA A&M	11/17		9	1	2	.500	1	2	.500	0	0	.000	0	0	0	0.0	1	4	2	0	0	3	2.7
UT ARLINGTON	11/21								DNP														
vs. BYU	11/24								DNP														
vs. Minnesota	11/25								DNP														
LOUISIANA TECH	11/29								DNP														
UCF	12/3								DNP														
RHODE ISLAND	12/6								DNP														
at Arizona	12/9								DNP														
vs. Mercer	12/19								DNP														
TEXAS	12/22								DNP														
TEXAS A&M*	12/30		2	0	0	.000	0	0	.000	0	0	.000	0	0	0	0.0	1	1	0	0	0	0	2.0
at Vanderbilt*	1/2								DNP														
at Georgia*	1/6		3	0	0	.000	0	0	.000	0	0	.000	0	0	0	0.0	0	0	2	0	1	0	1.6
SOUTH CAROLINA*	1/9								DNP														
at LSU*	1/13								DNP														
AUBURN*	1/17		1	0	0	.000	0	0	.000	0	0	.000	0	0	0	0.0	0	0	0	0	0	0	1.3
MISSISSIPPI STATE*	1/20								DNP														
at Ole Miss*	1/23								DNP														
OKLAHOMA	1/27								DNP														
MISSOURI*	1/31								DNP														
at Florida*	2/3								DNP														
at Mississippi State*																							
TENNESSEE*																							
LSU*																							
at Kentucky*																							
at Auburn*																							
ARKANSAS*																							
FLORIDA*																							
at Texas A&M*																							


* indicates Southeastern Conference opponent

SCHAFER'S CAREER STATS

YEAR	GP	GS	MIN	AVG	FG	FGA	PCT	3FG	3FGA	PCT	FT	FTA	PCT	OFF	DEF	TOT	AVG	PF	FO	AST	TO	BLK	STL	PTS	AVG
2015-16	16	0	32	2.0	2	10	.200	2	9	.222	2	4	.500	2	0	2	0.1	3	0	2	1	0	1	8	0.5
2016-17	17	0	28	1.6	4	10	.400	4	8	.500	4	4	1.000	1	3	4	0.2	1	0	5	1	0	3	16	0.9
2017-18	6	0	28	4.7	3	5	.600	2	4	.500	0	0	.000	0	0	0	0.0	4	0	7	5	0	3	8	1.3
TOTAL	39	0	88	2.3	9	25	.360	8	21	.381	6	8	.750	3	3	6	0.2	8	0	14	7	0	7	32	0.8

SCHAFER'S CAREER SEC STATS

YEAR	GP	GS	MIN	AVG	FG	FGA	PCT	3FG	3FGA	PCT	FT	FTA	PCT	OFF	DEF	TOT	AVG	PF	FO	AST	TO	BLK	STL	PTS	AVG
2015-16	9	0	19	2.1	2	7	.286	2	7	.286	2	4	.500	2	0	2	0.2	2	0	2	1	0	0	8	0.9
2016-17	7	0	13	1.9	1	4	.250	1	3	.333	2	2	1.000	1	3	4	0.6	1	0	4	1	0	0	5	0.7
2017-18	3	0	6	2.0	0	0	.000	0	0	.000	0	0	.000	0	0	0	0.0	1	0	1	2	0	1	0	0.0
TOTAL	19	0	38	2.0	3	11	.273	3	10	.300	4	6	.667	3	3	6	0.3	4	0	7	4	0	1	13	0.7



25 Braxton Key

SOPHOMORE

Forward • 6-8 • 225 • Charlotte, N.C.
Oak Hill Academy

CAREER HIGHS

Points	26	at Georgia (1/26/17)
Rebounds	11	Vanderbilt (1/7/17)
Assists	7	LSU (2/18/17)
Steals	4	at Vanderbilt (1/2/18)
Blocks	2	7x, last vs. Mississippi State (3/9/17)
Minutes	37	3X, last vs. Georgia (2/23/17)
Field Goals	8	Florida (1/10/17)
FG Att.	17	Florida (1/10/17)
3-Point FG	3	3x, last at Georgia (1/26/17)
3-Point Att.	5	6x, last vs. Oklahoma (1/27/18)
Free Throws	10	Mississippi State (1/28/17)
FT Att.	14	Mississippi State (1/28/17)

2017-18 SEASON HIGHS

Points	16	vs. Mississippi State (1/20/18)
Rebounds	9	vs. Auburn (1/17/18)
Assists	5	vs. South Carolina (1/9/18)
Steals	4	at Vanderbilt (1/2/18)
Blocks	1	6x, last at Florida (2/3/18)
Minutes	34	at Florida (2/3/18)
Field Goals	6	vs. Mississippi State (1/20/18)
FG Att.	13	vs. Mississippi State (1/20/18)
3-Point FG	2	2x, last vs. Oklahoma (1/27/18)
3-Point Att.	5	Oklahoma (1/27/18)
Free Throws	3	2x, last vs. Oklahoma (1/27/18)
FT Att.	5	vs. South Carolina (1/9/18)

MISCELLANEOUS STATS

CATEGORY	2017-18	CAREER
Double-digit scoring	3	23
20+ point games		3
Double-digit rebounding		1
Double-doubles		
Led UA in scoring	1	11
Led UA in rebounding	2	7
Led UA in three-pointers	1	10
Led UA in assists	1	12
Led UA in steals	6	12
Led UA in blocks	1	10
5+ assist games	1	5
3+ three-pointers		3
3+ steal games	2	3
3+ block games		

2017-18 (SOPHOMORE SEASON)

- Sidelined with a knee injury for the first 10 games of the season
- In conference games only, he ranks fourth with 1.5 steals per contest. Registered a season high of 16 points and led the team in steals (3) while adding five rebounds and four assists in the win over Mississippi State (1/20)
- Made his sophomore debut at the Rocket City Classic against Mercer (12/19) and led the team in steals (2) while collecting four rebounds and two assists
- Registered a career-high four steals and led the team in rebounds (6), while adding a season-high nine points, three assists and one block vs. Vanderbilt (1/2)
- Scored two points while totaling four rebounds, one assist and one block vs. Texas (12/22)
- Pulled down six rebounds while totaling two points, two assists and two steals vs. then-No. 5 Texas A&M (12/30)
- Led the team in assists (5) while totaling seven points, six rebounds, one block and one steal vs. South Carolina (1/9)
- Scored six points while adding four rebounds, two assists and one steal at LSU (11/13)
- Led the team with a season high of nine rebounds while totaling four points, three assists, one block and a steal vs. No. 17 Auburn (1/17)
- Put up seven points while adding five rebounds, three assists and two steals vs. Ole Miss (1/23)
- Scored 11 points and led the team in steals (2) while adding five rebounds and two assists vs. then-No. 12 Oklahoma (1/27)
- Scores 13 points on 5-of-7 shooting from the floor while collecting five rebounds, two assists and a block at then-No. 23 Florida (2/3)
- Selected to the 2017 SEC All-Freshman team, becoming the first Alabama player to earn the nod to the league's all-rookie team since 2014
- Was named SEC Freshman of the Week (1/30/17)
- Tabbed the team's Most Outstanding Freshman last year
- One of the most versatile players on the team a year ago, as he led Alabama in scoring 10 times, in assists in 11 games, in rebounding six times and in blocks on nine occasions
- Recipient of the Commitment to Service Award and a Student Academic Achievement Award
- Played in all 34 games starting each of the last 30 contests and ended the year as the team's leading scorer at 12.0 points per game
- Also topped the team in minutes (29.8 mpg), while ranking second in assists (2.5 apg) and rebounding (5.7 rpg)
- His 20 double-figure scoring games and three games of 20-plus points on the season led the team
- Set a career-high in scoring (26 pts), minutes (37), made free-throws (9) and free-throws attempted (13) in Alabama's win over Georgia (1/25/17)



KEY'S 2017-18 GAME-BY-GAME STATS

Opponent	Date	GS	Min	FG	FGA	Pct	3FG	FGA	Pct	FT	FTA	Pct	Off	Def	Tot	Avg	PF	A	TO	Blk	Stl	Pts	Avg
vs. Memphis	11/10																						
LIPSCOMB	11/14																						
ALABAMA A&M	11/17																						
UT ARLINGTON	11/21																						
vs. BYU	11/24																						
vs. Minnesota	11/25																						
LOUISIANA TECH	11/29																						
UCF	12/3																						
RHODE ISLAND	12/6																						
at Arizona	12/9																						
vs. Mercer	12/19	*	20	0	2	.000	0	1	.000	0	0	.000	2	2	4	4.0	1	2	3	0	2	0	0.0
TEXAS	12/22	*	22	1	8	.125	0	3	.000	0	0	.000	0	4	4	4.0	0	1	2	1	0	2	1.0
TEXAS A&M*	12/30	*	20	1	3	.333	0	1	.000	0	0	.000	3	3	6	4.7	4	2	0	0	2	2	1.3
at Vanderbilt*	1/2	*	33	3	8	.375	1	2	.500	2	2	1.000	1	5	6	5.0	2	3	1	1	4	9	3.3
at Georgia*	1/6	*	20	0	7	.000	0	4	.000	1	2	.500	1	4	5	5.0	1	1	1	0	0	1	2.8
SOUTH CAROLINA*	1/9	*	22	2	4	.500	0	1	.000	3	5	.600	2	4	6	5.2	3	5	3	1	1	7	3.5
at LSU*	1/13	*	24	3	8	.375	0	2	.000	0	0	.000	0	4	4	5.0	2	2	2	0	1	6	3.9
AUBURN*	1/17	*	31	1	3	.333	0	1	.000	2	2	1.000	1	8	9	5.5	1	3	3	1	1	4	3.9
MISSISSIPPI STATE*	1/20	*	28	6	13	.462	2	4	.500	2	3	.667	3	2	5	5.4	1	4	2	1	3	16	5.2
at Ole Miss*	1/23	*	27	3	4	.750	1	1	1.000	0	1	.000	1	4	5	5.4	4	3	2	0	2	7	5.4
OKLAHOMA	1/27	*	29	3	9	.333	2	5	.400	3	4	.750	1	4	5	5.4	1	2	1	0	2	11	5.9
MISSOURI*	1/31	*	23	0	1	.000	0	1	.000	1	2	.500	1	2	3	5.2	2	1	2	0	1	1	5.5
at Florida*	2/3		34	5	7	.714	1	3	.333	2	2	1.000	1	4	5	5.2	1	2	3	1	0	13	6.1
at Mississippi State*																							
TENNESSEE*																							
LSU*																							
at Kentucky*																							
at Auburn*																							
ARKANSAS*																							
FLORIDA*																							
at Texas A&M*																							

* indicates Southeastern Conference opponent

KEY'S CAREER STATS

YEAR	GP	GS	MIN	AVG	FG	FGA	PCT	3FG	3FGA	PCT	FT	FTA	PCT	OFF	DEF	TOT	AVG	PF	FO	AST	TO	BLK	STL	PTS	AVG
2016-16	34	30	1012	29.8	139	321	.433	32	97	.330	97	153	.634	54	139	193	5.7	86	2	86	106	21	21	407	12.0
2017-18	13	12	333	25.6	28	77	.364	7	29	.241	16	23	.696	17	50	67	5.2	23	0	31	25	6	19	79	6.1
TOTAL	47	42	1345	28.6	167	398	.420	39	126	.310	113	176	.642	71	189	260	5.5	109	2	117	131	27	40	486	10.3

KEY'S CAREER SEC STATS

YEAR	GP	GS	MIN	AVG	FG	FGA	PCT	3FG	3FGA	PCT	FT	FTA	PCT	OFF	DEF	TOT	AVG	PF	FO	AST	TO	BLK	STL	PTS	AVG
2016-17	18	18	568	31.6	79	187	.422	20	61	.328	74	109	.679	30	80	110	6.1	50	2	46	62	9	14	252	14.0
2017-18	10	9	262	26.2	24	58	.414	5	20	.250	13	19	.684	14	40	54	5.4	21	0	26	19	5	15	66	6.6
TOTAL	28	27	830	29.6	103	245	.420	25	81	.309	87	128	.680	44	120	164	5.9	71	2	72	81	14	29	318	11.4



30 Galin Smith

FRESHMAN

Forward • 6-9 • 235 • Clinton, Miss.
Clinton HS

CAREER HIGHS

Points	10	vs. Minnesota (11/25/17)
Rebounds	8	vs. Minnesota (11/25/17)
Assists	1	Alabama A&M (11/17/17)
Steals	1	vs. Minnesota (11/25/17)
Blocks	3	2x, last vs. Auburn (1/11/18)
Minutes	29	at LSU (1/13/18)
Field Goals	4	at LSU (1/13/18)
FG Att.	5	3x, last at LSU (1/13/18)
3-Point FG		
3-Point Att.		
Free Throws	4	vs. Minnesota (11/25/17)
FT Att.	5	vs. Minnesota (11/25/17)

2017-18 SEASON HIGHS

Points	10	vs. Minnesota (11/25/17)
Rebounds	8	vs. Minnesota (11/25/17)
Assists	1	Alabama A&M (11/17/17)
Steals	1	vs. Minnesota (11/25/17)
Blocks	3	2x, last vs. Auburn (1/11/18)
Minutes	29	at LSU (1/13/18)
Field Goals	4	at LSU (1/13/18)
FG Att.	5	3x, last at LSU (1/13/18)
3-Point FG		
3-Point Att.		
Free Throws	4	vs. Minnesota (11/25/17)
FT Att.	5	vs. Minnesota (11/25/17)

MISCELLANEOUS STATS

CATEGORY	2017-18	CAREER
Double-digit scoring	1	1
20+ point games		
Double-digit rebounding		
Double-doubles		
Led UA in scoring		
Led UA in rebounding	1	1
Led UA in three-pointers		
Led UA in assists		
Led UA in steals	1	1
Led UA in blocks	5	5
5+ assist games		
3+ three-pointers		
3+ steal games		
3+ block games	2	2

2017-18 (FRESHMAN SEASON)

- Led the team in rebounds (8) and shot 3-of-5 from the floor to total 10 points, while totaling three blocks and one steal against then-No. 14 Minnesota (11/25)
- Made collegiate debut and finished with two points and two rebounds in 13 minutes off the bench in the season opener against Memphis (11/10)
- Collected five points and four rebounds in 13 minutes off the bench in the home opener vs. Lipscomb (11/14)
- Scored eight points on 4-of-5 shooting while adding four rebounds and one block against LSU (1/13)
- Was perfect from the field (3-for-3) to total seven points in 18 minutes off the bench against Alabama A&M (11/17)
- Saw six minutes of action off the bench against BYU (11/24)
- Blocked two shots and grabbed three rebounds in 12 minutes against Louisiana Tech (11/29)
- Grabbed three rebounds in three minutes off the bench against UCF (12/3)
- Blocked two shots while pulling down a rebound and scoring two points in seven minutes off the bench against then-No. 5 Texas A&M (12/30)
- Went 3-of-3 from the floor to score six points, while adding four rebound vs. South Carolina (1/9)
- Led the team in blocks (3) while adding four points and one rebound against No. 17 Auburn (1/17)
- Played at Clinton High School under head coach and athletic director Clay Norton
- Ranked as the top center and the No. 2 overall player in Mississippi according to 247Sports.com
- The same site ranked him as the No. 21 center in the nation
- Was the No. 2 player in the state according to Hoopseen.com
- Selected to play in the 2017 Alabama-Mississippi All-Star Game where he matched up against teammates Herb Jones and Alex Reese (Alabama)
- Received second team all-state honors as a junior in 2016 and a senior in 2017
- Averaged 14.5 points, 9.7 rebounds, 5.0 blocks and 2.0 steals per game while leading Clinton to a 21-8 overall record during his senior season
- As a junior, he averaged 21.7 points, 11.3 rebounds, 5.1 blocks, 1.5 assists per game
- Named to the 2016 North/South Basketball Boys All-Star Team for the state of Mississippi
- Twice earned a spot on the "Dandy Dozen" awarded to the top 12 prep players in the state in 2016 and 2017



SMITH'S 2017-18 GAME-BY-GAME STATS

Opponent	Date	GS	Min	FG	FGA	Pct	3FG	FGA	Pct	FT	FTA	Pct	Off	Def	Tot	Avg	PF	A	TO	Blk	Stl	Pts	Avg
vs. Memphis	11/10		13	1	1	1.000	0	0	.000	0	0	.000	1	1	2	2.0	5	0	2	0	0	2	2.0
LIPSCOMB	11/14		13	2	5	.400	0	0	.000	1	3	.333	1	3	4	3.0	3	0	1	1	0	5	3.5
ALABAMA A&M	11/17		18	3	3	1.000	0	0	.000	1	4	.250	2	1	3	3.0	4	1	0	1	0	7	4.7
UT ARLINGTON	11/21		9	1	1	1.000	0	0	.000	0	2	.000	0	0	0	2.3	1	0	0	0	0	2	4.0
vs. BYU	11/24		6	0	0	.000	0	0	.000	0	0	.000	0	0	0	1.8	2	0	0	0	0	0	3.2
vs. Minnesota	11/25		26	3	5	.600	0	0	.000	4	5	.800	4	4	8	2.8	2	0	1	3	1	10	4.3
LOUISIANA TECH	11/29		12	1	2	.500	0	0	.000	0	0	.000	1	2	3	2.9	2	0	2	2	0	2	4.0
UCF	12/3		3	0	2	.000	0	0	.000	0	0	.000	2	1	3	2.9	0	0	0	0	0	0	3.5
RHODE ISLAND	12/6		1	0	0	.000	0	0	.000	0	2	.000	0	0	0	2.6	0	0	0	0	0	0	3.1
at Arizona	12/9		3	0	0	.000	0	0	.000	0	0	.000	0	0	0	2.3	2	0	0	0	0	0	2.8
vs. Mercer	12/19								DNP														
TEXAS	12/22		4	1	2	.500	0	0	.000	0	0	.000	1	0	1	2.2	0	0	0	0	0	2	2.7
TEXAS A&M*	12/30		7	1	2	.500	0	0	.000	0	0	.000	1	0	1	2.1	1	0	0	2	0	2	2.7
at Vanderbilt*	1/2		1	0	0	.000	0	0	.000	0	0	.000	0	0	0	1.9	0	0	0	0	0	0	2.5
at Georgia*	1/6		18	0	4	.000	0	0	.000	0	0	.000	1	2	3	2.9	4	0	2	0	0	0	2.3
SOUTH CAROLINA*	1/9		19	3	3	1.000	0	0	.000	0	0	.000	1	3	4	2.1	3	0	2	0	0	6	2.5
at LSU*	1/13		29	4	5	.800	0	0	.000	0	0	.000	2	2	4	2.3	1	0	0	1	0	8	2.9
AUBURN*	1/17		17	2	2	1.000	0	0	.000	0	2	.000	1	0	1	2.2	5	0	3	3	0	4	2.9
MISSISSIPPI STATE*	1/20		9	1	4	.250	0	0	.000	0	0	.000	2	1	3	2.2	3	0	1	0	0	2	2.9
at Ole Miss*	1/23		10	1	2	.500	0	0	.000	0	1	.000	1	0	1	2.2	0	0	2	2	0	2	2.8
OKLAHOMA	1/27								DNP														
MISSOURI*	1/31		10	1	1	1.000	0	0	.000	0	0	.000	1	2	3	2.2	2	0	0	0	0	2	2.8
at Florida*	2/3		6	0	0	.000	0	0	.000	0	0	.000	0	0	0	2.1	0	0	1	0	0	0	2.7
at Mississippi State*																							
TENNESSEE*																							
LSU*																							
at Kentucky*																							
at Auburn*																							
ARKANSAS*																							
FLORIDA*																							
at Texas A&M*																							

* indicates Southeastern Conference opponent

SMITH'S CAREER STATS

YEAR	GP	GS	MIN	AVG	FG	FGA	PCT	3FG	3FGA	PCT	FT	FTA	PCT	OFF	DEF	TOT	AVG	PF	FO	AST	TO	BLK	STL	PTS	AVG
2017-18	21	0	234	11.1	25	44	.568	0	0	.000	6	19	.316	22	22	44	2.1	40	2	1	17	15	1	56	2.7
TOTAL	21	0	234	11.1	25	44	.568	0	0	.000	6	19	.316	22	22	44	2.1	40	2	1	17	15	1	56	2.7

SMITH'S CAREER SEC STATS

YEAR	GP	GS	MIN	AVG	FG	FGA	PCT	3FG	3FGA	PCT	FT	FTA	PCT	OFF	DEF	TOT	AVG	PF	FO	AST	TO	BLK	STL	PTS	AVG
2017-18	10	0	126	12.6	13	23	.565	0	0	.000	0	3	.000	10	10	20	2.0	19	1	0	11	8	0	26	2.6
TOTAL	10	0	126	12.6	13	23	.565	0	0	.000	0	3	.000	10	10	20	2.0	19	1	0	11	8	0	26	2.6

2017-18 BOX SCORES

GAME 1

Official Basketball Box Score -- Game Totals -- Final Statistics
Memphis vs Alabama
11/10/17 6:37 PM at Annapolis, Md. (Alumni Hall)

Memphis 70 • 0-1

#	Player	Total		3-Ptr		Rebounds			PF	TP	A TO Blk Stl				Min
		FG-FGA	FG-FGA	FT-FTA	Off Def Tot	PF	TP	A TO Blk Stl							
00	DAVENPORT, Kyvon	f	5-12	1-5	4-7	3	8	11	3	15	0	1	1	0	36
10	PARKS JR., Mike	f	2-6	0-0	0-0	3	1	4	2	4	0	2	1	0	25
02	RIVERS, Jimario	g	4-7	0-0	2-4	2	1	3	3	10	1	3	0	1	28
03	MARTIN, Jeremiah	g	4-11	1-5	1-3	3	4	7	2	10	2	4	0	1	36
05	BREWTON JR., Kareem	g	4-10	0-2	5-6	0	4	4	4	13	4	4	0	3	24
01	JOHNSON, Jamal		2-5	0-1	6-7	2	1	3	2	10	0	1	1	2	17
04	THORNTON, Raynere		2-7	0-2	4-9	2	2	4	3	8	0	1	0	0	19
11	RHODES, Malik		0-2	0-2	0-0	0	0	0	2	0	0	0	0	0	5
12	ENOH, Victor		0-0	0-0	0-0	0	1	1	1	0	0	1	0	0	7
15	NICKELBERRY, David		0-0	0-0	0-0	0	0	0	0	0	0	0	0	0	3
Team						4	2	6							
Totals			23-60	2-17	22-36	19	24	43	22	70	7	17	3	7	200
FG % 1st Half:		12-32	37.5%	2nd half:	11-28	39.3%	Game:		23-60	38.3%	Deadball Rebounds				
3FG % 1st Half:		0-6	0.0%	2nd half:	2-11	18.2%	Game:		2-17	11.8%					
FT % 1st Half:		12-21	57.1%	2nd half:	10-15	66.7%	Game:		22-36	61.1%					

Alabama 82 • 1-0

#	Player	Total		3-Ptr		Rebounds			PF	TP	A TO Blk Stl				Min
		FG-FGA	FG-FGA	FT-FTA	Off Def Tot	PF	TP	A TO Blk Stl							
00	Hall, Donta	f	5-6	0-0	1-3	4	7	11	4	11	3	4	5	0	30
04	Giddens, Daniel	c	0-0	0-0	0-0	0	1	1	4	0	0	2	0	0	5
10	Jones, Herbert	c	3-8	2-2	4-6	1	4	5	3	12	1	3	2	2	27
12	Ingram, Dazon	g	4-10	1-3	11-15	0	5	5	4	20	5	3	0	1	33
23	Petty, John	g	4-14	1-3	0-0	1	0	1	3	11	2	0	0	0	29
03	Reese, Alex		3-9	2-7	0-0	3	6	9	3	8	3	0	0	4	30
05	Johnson, Avery		4-6	2-3	3-4	2	0	2	2	13	0	2	0	0	22
24	Schaffer, Lawson		2-3	1-2	0-0	0	0	0	2	5	2	0	0	1	11
30	Smith, Galin		1-1	0-0	0-0	1	1	2	5	2	0	2	0	0	13
Team						1	3	4							
Totals			26-57	11-27	19-28	13	27	40	30	82	16	16	7	8	200
FG % 1st Half:		13-31	41.9%	2nd half:	13-26	50.0%	Game:		26-57	45.6%	Deadball Rebounds				
3FG % 1st Half:		5-15	33.3%	2nd half:	6-12	50.0%	Game:		11-27	40.7%					
FT % 1st Half:		7-12	58.3%	2nd half:	12-16	75.0%	Game:		19-28	67.9%					

Officials: Jeb Hartness, Bret Smith, Orlando Poole
 Technical fouls: Memphis-None. Alabama-None.
 Attendance: 11948

Score by periods	1st	2nd	Total
Memphis	36	34	70
Alabama	38	44	82

Points	In	Off	2nd	Fast	Bench
MEM	36	9	12	13	18
UA	26	25	14	8	28

Score tied - 5 times.
 Lead changed - 8 times.

Last FG - MEM 2nd-00:01, UA 2nd-04:36.
 3FG % 1st Half: 0-6 33.3% 2nd half: 2-11 18.2%
 FT % 1st Half: 7-12 58.3% 2nd half: 12-16 75.0%
 MEM led for 09:09. UA led for 27:36. Game was tied for 03:15.

GAME 3

Official Basketball Box Score -- Game Totals -- Final Statistics
Alabama A&M vs Alabama
11/17/17 6 p.m. at Tuscaloosa, Ala. (Coleman Coliseum)

Alabama A&M 67 • 0-3

#	Player	Total		3-Ptr		Rebounds			PF	TP	A TO Blk Stl				Min
		FG-FGA	FG-FGA	FT-FTA	Off Def Tot	PF	TP	A TO Blk Stl							
23	Sherif, Mohamed	f	0-3	0-0	1-7	1	3	4	3	1	3	1	0	0	26
24	Wiley, Evan		3-7	2-4	0-0	1	0	1	2	8	0	0	0	1	29
03	Petty, De'Ederick	g	4-8	1-3	3-5	0	1	1	2	12	0	3	0	1	33
10	Johnson, Arthur	g	4-8	1-1	1-2	1	4	5	3	10	2	0	0	1	23
12	Goulbourne, Amari	g	6-13	1-2	4-7	3	1	4	0	17	4	0	0	2	36
02	Johnson, Ariston		0-1	0-0	0-0	0	0	0	0	0	0	0	0	1	9
04	Merrifield, Marcus		1-4	1-1	0-0	0	1	1	0	3	1	1	0	0	7
11	Kennedy, Andre		3-8	0-1	0-1	0	3	3	1	6	0	2	0	1	20
22	Reeder, Jalen		4-6	2-3	0-2	0	0	0	0	10	0	0	0	0	17
Team						2	2	4							
Totals			25-58	8-15	9-24	8	15	23	11	67	10	10	0	7	200
FG % 1st Half:		8-25	32.0%	2nd half:	17-33	51.5%	Game:		25-58	43.1%	Deadball Rebounds				
3FG % 1st Half:		3-8	37.5%	2nd half:	5-7	71.4%	Game:		8-15	53.3%					
FT % 1st Half:		3-11	27.3%	2nd half:	6-13	46.2%	Game:		9-24	37.5%					

Alabama 104 • 3-0

#	Player	Total		3-Ptr		Rebounds			PF	TP	A TO Blk Stl				Min
		FG-FGA	FG-FGA	FT-FTA	Off Def Tot	PF	TP	A TO Blk Stl							
00	Hall, Donta	f	4-5	0-0	0-1	1	5	6	0	8	0	0	2	0	17
04	Giddens, Daniel	c	0-1	0-0	2-2	0	1	1	5	2	1	1	1	0	15
02	Sexton, Collin	g	11-16	2-4	1-1	2	2	4	2	25	5	0	0	0	26
12	Ingram, Dazon	g	4-6	1-2	1-3	1	5	6	3	10	4	3	1	1	22
23	Petty, John	g	10-13	10-13	0-0	0	4	4	0	30	1	4	0	0	26
03	Reese, Alex		4-6	1-2	0-0	2	6	8	0	9	1	5	1	0	23
05	Johnson Jr, Avery		0-4	0-2	0-0	0	4	4	3	0	5	0	0	2	18
10	Jones, Herbert		2-6	0-1	3-4	3	5	8	2	7	3	0	0	0	23
24	Schaffer, Lawson		1-2	1-2	0-0	0	0	0	1	3	4	2	0	0	9
30	Smith, Galin		3-3	0-0	1-4	2	1	3	4	7	1	0	1	0	18
33	Fuller, Landon		1-1	1-1	0-0	0	0	0	0	3	0	0	0	0	3
Team						2	1	3							
Totals			40-63	16-27	8-15	13	34	47	20	104	25	15	6	3	200
FG % 1st Half:		19-30	63.3%	2nd half:	21-33	63.6%	Game:		40-63	63.5%	Deadball Rebounds				
3FG % 1st Half:		9-14	64.3%	2nd half:	7-13	53.8%	Game:		16-27	59.3%					
FT % 1st Half:		4-8	50.0%	2nd half:	4-7	57.1%	Game:		8-15	53.3%					

Officials: Tony Greene, Todd Austin, Nate Green
 Technical fouls: Alabama A&M-None. Alabama-None.
 Attendance: 11948

Score by periods	1st	2nd	Total
Alabama A&M	22	45	67
Alabama	51	53	104

Points	In	Off	2nd	Fast	Bench
AAMU	28	13	7	2	19
UA	48	12	13	14	29

Score tied - 0 times.
 Lead changed - 0 times.

Last FG - AAMU 2nd-02:39, UA 2nd-01:09.
 3FG % 1st Half: 9-14 64.3% 2nd half: 7-13 53.8%
 FT % 1st Half: 4-8 50.0% 2nd half: 4-7 57.1%
 AAMU led for 00:00. UA led for 39:42. Game was tied for 00:18.

GAME 2

Official Basketball Box Score -- Game Totals -- Final Statistics
Lipscomb vs Alabama
11/14/17 7 p.m. at Tuscaloosa, Ala. (Coleman Coliseum)

Lipscomb 64 • 2-1

#	Player		Total		3-Ptr		Rebounds			PF	TP	A TO Blk Stl				Min
			FG-FGA	FG-FGA	FT-FTA	Off	Def	Total	A			TO	Blk	Stl		
00	MARBERRY, Rob	f	7-10	0-0	1-2	2	5	7	4	15	1	1	1	1	19	
22	PEPPER, Eli	f	0-4	0-2	0-1	2	3	5	4	0	2	2	1	0	13	
03	BUCKLAND, Michael	g	4-9	2-3	3-4	1	4	5	3	13	2	0	0	0	35	
21	COOPER, Kenny	g	3-6	2-3	1-2	0	3	3	3	9	1	2	0	2	21	
24	MATHEWS, Garrison	g	5-13	1-3	4-6	2	4	6	2	15	0	0	1	1	34	
01	JONES, Greg		0-3	0-2	0-0	0	0	0	1	0	1	0	0	0	12	
11	DUVALL, Asa		0-0	0-0	0-0	0	1	1	0	0	0	1	0	0	1	
12	ROSE, Matt		2-10	2-9	0-0	0	4	4	2	6	2	1	1	0	24	
13	FLENER, Zach		0-0	0-0	0-0	0	0	0	0	0	0	0	0	0	1	
15	FLEMING, Andrew		2-7	0-4	2-4	0	1	1	1	6	1	5	0	0	14	
20	MERRITT, John Matt		0-0	0-0	0-0	0	0	0	0	0	0	0	0	0	1	
23	KORN, Aaron		0-3	0-1	0-0	2	0	2	1	0	0	1	0	0	10	
55	BRAMMEIER, George		0-5	0-0	0-0	3	3	6	2	0	0	1	0	1	15	
	Team					4	3	7				2				
Totals			23-70	7-27	11-19	16	31	47	23	64	10	16	4	5	200	

2017-18 BOX SCORES

GAME 5

Official Basketball Box Score -- Game Totals -- Final Statistics
Alabama vs BYU
 11/24/17 2:30 PM at Steinberg Wellness Center - Brooklyn, NY

Alabama 71 • 5-0

#	Player	Total		3-Ptr		Rebounds			PF	TP	A	TO	Blk	Stl	Min
		FG-FGA	FG-FGA	FT-FTA	FT-FTA	Off	Def	Tot							
00	Hall, Donta	f	6-8	0-0	2-2	2	7	9	3	14	0	0	1	0	27
04	Giddens, Daniel	f	3-4	0-0	2-2	0	2	2	1	8	1	0	3	1	21
02	Sexton, Collin	g	3-11	0-1	4-6	3	4	7	2	10	3	3	0	1	30
12	Ingram, Dazon	g	5-9	0-2	3-4	1	2	3	2	13	3	1	0	0	31
23	Petty, John	g	6-12	4-7	0-0	0	1	1	1	16	1	1	1	2	34
01	Norris, Riley	g	2-5	0-2	0-0	1	2	3	2	4	1	1	0	1	15
03	Reese, Alex	g	0-0	0-0	0-0	0	2	2	0	0	0	0	0	0	4
05	Johnson Jr, Avery	g	1-3	1-1	0-0	0	0	0	4	3	0	0	0	0	10
10	Jones, Herbert	g	1-3	0-0	1-2	1	3	4	2	3	3	3	1	1	22
30	Smith, Galin	g	0-0	0-0	0-0	0	0	0	2	0	0	0	0	0	6
Team						0	3	3							
Totals			27-55	5-13	12-16	8	26	34	19	71	12	9	6	6	200

FG % 1st Half: 18-30 60.0% 2nd half: 9-25 36.0% Game: 27-55 49.1%
 3FG % 1st Half: 4-5 80.0% 2nd half: 1-8 12.5% Game: 5-13 38.5%
 FT % 1st Half: 2-3 66.7% 2nd half: 10-13 76.9% Game: 12-16 75.0%

BYU 59 • 3-2

#	Player	Total		3-Ptr		Rebounds			PF	TP	A	TO	Blk	Stl	Min
		FG-FGA	FG-FGA	FT-FTA	FT-FTA	Off	Def	Tot							
23	CHILDS, Yoeli	f	9-16	0-1	3-9	6	5	11	2	21	0	3	2	0	36
41	WORTHINGTON, Luke	f	1-5	0-0	2-4	1	4	5	3	4	0	0	0	2	16
00	HARDNETT, Jahshire	g	3-6	0-0	0-0	0	0	0	4	6	5	2	0	0	27
03	BRYANT, Elijah	g	2-12	1-4	0-0	0	4	4	1	5	1	3	0	1	33
30	HAWS, TJ	g	4-11	1-6	0-0	1	3	4	1	9	6	1	0	0	35
01	BERGERSEN, Rylan	g	0-0	0-0	0-0	0	0	0	0	0	0	0	0	0	1
02	SELJAAS, Zac	g	2-6	2-5	1-2	2	1	3	4	7	1	1	1	0	27
13	BROWN, Kajan	g	0-0	0-0	0-0	0	0	0	2	0	0	0	0	0	4
15	DASTRUP, Payton	g	0-2	0-1	0-0	0	1	1	0	0	0	0	0	0	3
33	NIXON, Dalton	g	1-1	0-0	5-6	0	2	2	4	7	2	0	0	0	18
Team						3	1	4							
Totals			22-59	4-17	11-21	13	21	34	21	59	15	11	3	3	200

FG % 1st Half: 12-28 42.9% 2nd half: 10-31 32.3% Game: 22-59 37.3%
 3FG % 1st Half: 1-7 14.3% 2nd half: 3-10 30.0% Game: 4-17 23.5%
 FT % 1st Half: 6-11 54.5% 2nd half: 5-10 50.0% Game: 11-21 52.4%

Officials: Marques Pettigrew, Bill Jacobson, Bret Smith
 Technical fouls: Alabama-None. BYU-None.

Attendance: 1240

2017 Barclays Center Classic

Score by periods	1st	2nd	Total
Alabama	42	29	71
BYU	31	28	59

GAME 7

Official Basketball Box Score -- Game Totals -- Final Statistics
Louisiana Tech vs Alabama
 11/29/17 7 p.m. at Tuscaloosa, Ala. (Coleman Coliseum)

Louisiana Tech 74 • 5-1

#	Player	Total		3-Ptr		Rebounds			PF	TP	A	TO	Blk	Stl	Min
		FG-FGA	FG-FGA	FT-FTA	FT-FTA	Off	Def	Tot							
22	WASHINGTON, Jy'lan	f	4-8	0-4	4-6	0	2	2	3	12	0	0	0	0	31
05	WHITE, Joniah	c	2-3	0-0	4-6	3	2	5	4	8	0	1	0	0	18
00	BOYKINS, Jacobi	g	2-12	2-11	8-8	0	5	5	3	14	0	0	0	1	33
02	HARRIS, Jalen	g	6-13	0-2	0-0	1	2	3	4	12	1	3	0	2	20
04	BRACEY, Daquan	g	7-16	1-3	6-10	0	2	2	3	21	4	0	0	0	33
01	JEAN, Derric	g	1-7	1-2	0-0	0	2	2	4	3	1	3	0	1	20
10	DURUJI, Anthony	g	1-3	0-0	0-0	0	3	3	6	4	2	0	2	2	14
21	CHRISTON, Exavian	g	0-2	0-1	0-0	0	0	0	3	0	2	1	0	1	13
25	MCKINLEY, Kyle	g	0-0	0-0	0-0	0	0	0	1	0	0	0	0	0	5
35	POWELL, Oliver	g	1-1	0-0	0-0	1	0	1	3	2	0	0	0	1	13
Team						4	3	7							
Totals			24-65	4-23	22-30	12	24	36	29	74	8	14	2	8	200

FG % 1st Half: 12-31 38.7% 2nd half: 12-34 35.3% Game: 24-65 36.9%
 3FG % 1st Half: 4-12 33.3% 2nd half: 0-11 0.0% Game: 4-23 17.4%
 FT % 1st Half: 10-14 71.4% 2nd half: 12-16 75.0% Game: 22-30 73.3%

Alabama 77 • 6-1

#	Player	Total		3-Ptr		Rebounds			PF	TP	A	TO	Blk	Stl	Min
		FG-FGA	FG-FGA	FT-FTA	FT-FTA	Off	Def	Tot							
00	Hall, Donta	f	6-7	0-0	3-3	1	6	7	2	15	0	0	0	4	23
04	Giddens, Daniel	c	0-1	0-0	0-0	0	2	2	2	0	0	0	0	0	5
02	Sexton, Collin	g	6-19	1-2	9-11	2	3	5	2	22	3	4	0	3	34
12	Ingram, Dazon	g	4-7	1-1	13-17	1	8	9	2	22	0	3	0	0	32
23	Petty, John	g	1-3	0-2	0-0	0	0	0	3	1	2	4	0	1	19
01	Norris, Riley	g	2-3	0-1	0-1	2	2	4	2	4	1	0	0	0	24
03	Reese, Alex	g	1-1	0-0	0-1	2	1	3	2	2	0	2	0	1	14
05	Johnson Jr, Avery	g	1-4	0-2	0-0	0	1	1	1	2	1	1	0	1	17
10	Jones, Herbert	g	2-7	0-1	2-4	2	3	5	6	1	4	0	0	2	20
30	Smith, Galin	g	1-2	0-0	0-0	1	2	3	2	2	0	2	2	0	12
Team						0	1	1							
Totals			24-54	2-9	27-37	11	32	43	21	77	10	18	6	8	200

FG % 1st Half: 12-24 50.0% 2nd half: 12-30 40.0% Game: 24-54 44.4%
 3FG % 1st Half: 2-4 50.0% 2nd half: 0-5 0.0% Game: 2-9 22.2%
 FT % 1st Half: 11-19 57.9% 2nd half: 16-18 88.9% Game: 27-37 73.0%

Officials: Doug Shows, Patrick Evans, Kerby Siltton
 Technical fouls: Louisiana Tech-None. Alabama-None.

Attendance: 12062

Score by periods	1st	2nd	Total
Louisiana Tech	38	36	74
Alabama	37	40	77

Last FG - TECH 2nd-00:03, UA 2nd-01:18.
 Largest lead - TECH by 11 2nd-15:31, UA by 3 2nd-00:27.
 TECH led for 36:10, UA led for 02:47. Game was tied for 01:03.

Score tied - 4 times.
 Lead changed - 9 times.

GAME 6

Official Basketball Box Score -- Game Totals -- Final Statistics
Minnesota vs Alabama
 11/25/17 5:05 pm at Barclays Centers (Brooklyn, N.Y.)

Minnesota 89 • 7-0

#	Player	Total		3-Ptr		Rebounds			PF	TP	A	TO	Blk	Stl	Min
		FG-FGA	FG-FGA	FT-FTA	FT-FTA	Off	Def	Tot							
03	MURPHY, Jordan	f	7-11	1-1	4-5	8	6	14	5	19	0	3	3	2	30
32	LYNCH, Reggie	c	1-4	0-0	6-6	4	6	10	3	8	2	0	3	3	30
01	MCBRAYER, Dupree	g	2-9	1-3	2-2	0	0	0	3	7	8	0	0	0	31
02	MASON, Nate	g	6-10	4-6	4-5	0	1	1	3	20	3	2	0	0	23
05	COFFEY, Amir	g	4-11	0-3	4-7	1	6	7	3	12	0	3	0	1	36
04	HARRIS, Jamir	g	2-4	2-4	0-0	1	0	0	0	6	1	0	0	0	7
11	WASHINGTON, Isaiah	g	7-15	0-1	0-0	0	0	0	3	14	2	3	0	1	26
20	FITZGERALD, Davonte	g	1-2	0-1	0-0	0	2	2	2	2	0	1	0	0	5
21	KONATE, Bakary	g	0-0	0-0	0-0	1	1	2	1	0	0	0	0	0	4
42	HURT, Michael	g	0-0	0-0	1-2	0	1	1	1	1	0	0	0	0	8
Team						2	0	2							
Totals			30-66	8-19	21-27	17	23	40	25	89	16	12	6	7	200

FG % 1st Half: 13-34 38.2% 2nd half: 17-32 53.1% Game: 30-66 45.5%
 3FG % 1st Half: 2-7 28.6% 2nd half: 6-12 50.0% Game: 8-19 42.1%
 FT % 1st Half: 13-15 86.7% 2nd half: 8-12 66.7% Game: 21-27 77.8%

Alabama 84 • 5-1

#	Player		Total		3-Ptr		Rebounds			PF	TP	A	TO	Blk	Stl	Min
			FG-FGA	FG-FGA	FT-FTA	Off	Def	Tot								
00	HALL, Donta	f	3-8	0-0	2-2	2	5	7	1	8	0	0	1	0	15	
04	GIDDENS, Daniel	f	0-1	0-0	0-0	1	1	2	2	0	1	2	0	0	9	
02	SEXTON, Collin	g	12-22	4-7	12-16	1	5	6	4	40	5	3	0	1	36	
10	JONES, Herbert	g	0-1	0-0	2-2	0	0	0	1	2	0	2	0	0	8	
23	PETTY, John	g	2-6	1-4	0-0	1	1	2	0	5	0	2	1	0	23	
01	NORRIS, Riley	g	4-8	2-5	3-4	0	2	2	4	13	0	0	0	1	25	
05	REESE, Alex	g	0-1	0-1	0-0	0	0	0	0	0	0	0	0	0	3	
03	JOHNSON JR, Avery	g	1-1	0-0	0-2	1	1	2	0	2	0	1	0	0	7	
12	INGRAM, Dazon	g	2-5	0-1	0-1	0	2	2	5	4	3	2	1	1	25	
30	SMITH, Galin	g	3-5	0-0	4-5	4	4	8	2	10	0	1	3	1	26	
	Team					3	2	5	1							
Totals			27-58	7-18	23-32	13	23	36	20	84	9	13	6	4	177	

2017-18 BOX SCORES

GAME 9

Official Basketball Box Score -- Game Totals -- Final Statistics
Rhode Island vs Alabama
12/6/17 7 p.m. at Tuscaloosa, Ala. (Coleman Coliseum)

Rhode Island 64 • 5-3

#	Player		Total		3-Ptr		Rebounds		PF	TP	A	TO	Blk	Stl	Min	
			FG-FGA	FG-FGA	FT-FTA	FT-FTA	Off	Def								Tot
34	BERRY, Andre	f	0-2	0-0	0-0	0	4	4	1	0	1	2	1	0	16	
01	GARRETT, Jarvis	g	6-13	3-7	3-3	1	2	3	2	18	0	4	0	4	36	
11	DOWTIN, Jeff	g	2-11	1-3	1-4	0	1	1	4	6	2	1	1	1	32	
13	ROBINSON, Stanford	g	4-12	1-3	2-2	0	4	4	5	11	2	0	1	4	30	
32	TERRELL, Jared	g	4-13	1-6	0-0	0	1	1	4	9	2	3	0	1	29	
02	RUSSELL, Fatts	g	5-10	1-3	1-1	1	2	3	3	12	0	0	0	1	21	
05	PRESTON, Ryan	g	2-3	0-1	0-0	1	0	1	4	4	0	0	1	0	6	
10	LANGEVINE, Cyril	g	1-3	0-0	0-1	2	3	5	3	2	0	1	1	0	16	
45	AKELE, Nicola	g	1-4	0-0	0-0	2	2	4	3	2	0	1	1	2	14	
Team						4	1	5								
Totals				25-71	7-23	7-11	11	20	31	29	64	7	12	6	13	200
FG % 1st Half: 10-39			25.6%	2nd half: 15-32			46.9%	Game: 25-71			35.2%	Deadball				
3FG % 1st Half: 3-11			27.3%	2nd half: 4-12			33.3%	Game: 7-23			30.4%	Rebounds				
FT % 1st Half: 2-2			100.0	2nd half: 5-9			55.6%	Game: 7-11			63.6%	2				

Alabama 68 • 7-2

#	Player	Total		3-Ptr		Rebounds		PF	TP	A	TO	Blk	Stl	Min	
		FG-FGA	FG-FGA	FT-FTA	FT-FTA	Off	Def								
00	Hall, Donta	f	3-6	0-0	7-10	4	10	14	2	13	2	5	3	0	29
01	Norris, Riley	g	1-4	0-3	0-0	0	2	2	2	2	1	1	0	0	21
02	Sexton, Collin	g	3-7	1-2	4-6	0	4	4	0	11	0	3	0	1	17
12	Ingram, Dazon	g	2-6	0-1	6-11	3	11	14	3	10	2	4	0	0	37
23	Petty, John	g	4-9	1-5	3-5	1	1	2	0	12	4	5	0	0	34
04	Giddens, Daniel	g	5-9	0-0	2-3	3	3	6	2	12	0	2	2	1	17
05	Johnson Jr, Avery	g	1-4	0-0	2-2	0	0	0	3	4	0	2	0	1	13
10	Jones, Herbert	g	2-2	0-0	0-0	0	3	3	4	4	1	2	0	1	31
30	Smith, Galin	g	0-0	0-0	0-2	0	0	0	0	0	0	0	0	0	1
Team						2	3	5							
Totals			21-47	2-11	24-39	13	37	50	16	68	10	24	5	4	200
FG % 1st Half: 11-21		52.4%	2nd half: 10-26		38.5%	Game: 21-47		44.7%							Deadball
3FG % 1st Half: 1-3		33.3%	2nd half: 1-8		12.5%	Game: 2-11		18.2%							Rebounds
FT % 1st Half: 9-17		52.9%	2nd half: 15-22		68.2%	Game: 24-39		61.5%							8

Officials: Anthony Jordan, Mike Nance, Brent Hampton
Technical fouls: Rhode Island-TEAM 2. Alabama-None.
Attendance: 12807

Score by periods	1st	2nd	Total
Rhode Island	25	39	64
Alabama	32	36	68

Last FG - URI 2nd-00:16, UA 2nd-01:44.
Largest lead - URI None, UA by 13 2nd-11:55.
URI led for 00:00. UA led for 38:16. Game was tied for 01:44.

Score tied - 2 times.
Lead changed - 0 times.

GAME 11

Official Basketball Box Score -- Game Totals -- Final Statistics
Mercer vs Alabama
12/19/17 12:00 AM at Huntsville, Ala.

Mercer 79 • 6-6

#	Player	*	Total		3-Ptr		Rebounds		PF	TP	A	TO	Blk	Stl	Min
			FG-FGA	FG-FGA	FT-FTA	Off	Def	Tot							
00	Ringer,Desmond	*	1-3	0-0	0-0	0	2	2	5	2	0	6	0	0	18
05	Strawberry,Jordan	*	3-9	2-7	0-0	2	2	4	0	8	3	2	0	3	26
10	Holland,Ria'n	*	6-12	4-8	5-8	0	1	1	2	21	4	1	0	2	37
14	Stair,Ethan	*	0-2	0-1	0-0	0	0	0	0	0	0	0	0	0	6
34	Jelks,Stephon	*	5-9	1-5	3-4	1	8	9	4	14	1	0	0	0	28
01	Kilby,Cory	*	0-4	0-3	0-0	1	3	4	3	0	2	0	0	0	18
02	Stowe,Jaylen	*	2-2	0-0	0-0	1	1	2	4	4	0	1	0	1	7
03	Cohen,Marcus	*	2-5	0-0	0-0	0	1	1	0	4	3	0	0	1	16
11	Johnson,Ryan	*	1-1	0-0	0-0	0	0	0	0	2	0	0	0	0	4
21	Green,Mason	*	0-0	0-0	0-0	0	0	0	0	0	0	0	0	0	2
23	Rivers,Demetre	*	6-8	3-4	9-10	2	2	4	2	24	1	4	0	0	35
33	Brydon,Mac	*	0-0	0-0	0-0	0	0	0	0	0	0	0	0	0	3
Team						2	3	5	1						
Totals			26-55	10-28	17-22	9	23	32	21	79	14	16	0	7	200
FG % 1st Half: 13-27			48.1%	2nd half: 13-28		46.4%	Game: 26-55		47.3%	Deadball					
3FG % 1st Half: 6-14			42.9%	2nd half: 4-14		28.6%	Game: 10-28		35.7%	Rebounds					
FT % 1st Half: 3-4			75.0%	2nd half: 14-18		77.8%	Game: 17-22		77.3%	2					

Alabama 80 • 8-3

#	Player		Total		3-Ptr		Rebounds				PF	TP	A	TO	Blk	Stl	Min
			FG-FGA	FG-FGA	FT-FTA	Off	Def	Tot									
00	Hall, Donta	*	4-6	0-0	1-2	2	4	6	2	9	0	0	4	0	31		
02	Sexton, Collin	*	6-11	0-3	9-9	1	2	3	2	21	4	2	0	0	29		
12	Ingram, Dazon	*	3-10	0-4	5-6	3	5	8	5	11	1	2	0	2	30		
23	Petty, John	*	6-14	4-11	2-4	0	4	4	0	18	3	2	1	1	32		
25	Key, Braxton	*	0-2	0-1	0-0	2	2	4	1	0	2	3	0	2	20		
01	Norris, Riley		2-3	0-1	1-1	1	2	3	3	5	0	1	0	1	12		
03	Reese, Alex		4-6	2-4	0-0	2	0	2	2	10	0	0	1	0	18		
04	Giddens, Daniel		2-3	0-0	0-1	1	2	3	4	4	0	2	2	0	8		
05	Johnson Jr, Avery		1-6	0-4	0-0	1	0	1	1	2	0	0	0	0	12		
10	Jones, Herbert		0-1	0-0	0-0	0	0	0	1	0	2	1	0	0	8		
Team						1	2	3									
Totals			28-62	6-28	18-23	14	23	37	21	80	12	13	8	6	200		
FG % 1st Half: 13-36			36.1%	2nd half: 15-26	57.7%	Game: 28-62			45.2%	Deadball							
3FG % 1st Half: 1-6			6.3%	2nd half: 5-12	41.7%	Game: 6-28			21.4%	Rebounds							
FT % 1st Half: 4-6			66.7%	2nd half: 14-17	82.4%	Game: 18-23			78.3%	2							

Officials: Tony Henderson, Steven Anderson, Rusty Phillips
Technical fouls: Mercer-TEAM. Alabama-None.
Attendance: 4799

Score by periods	1st	2nd	Total
Mercer	35	44	79
Alabama	31	49	80

GAME 10

Official Basketball Box Score -- Game Totals -- Final Statistics
Alabama vs Arizona
12/09/17 8:00 p.m. at Olson Court, McKale Center

Alabama 82 • 7-3

#	Player		Total		3-Ptr		Rebounds			PF	TP	A	TO	Blk	Stl	Min
			FG-FGA	FG-FGA	FT-FTA	Off	Def	Tot								
00	Hall, Donta	f	6-8	0-0	3-4	5	7	12	1	15	0	3	1	2	32	
01	Norris, Riley	f	2-6	2-5	0-0	1	1	2	3	6	1	0	0	0	24	
02	Sexton, Collin	g	6-15	3-6	15-16	0	0	0	5	30	2	2	0	0	32	
12	Ingram, Dazon	g	2-10	1-2	5-6	0	7	7	4	10	6	0	0	2	34	
23	Petty, John	g	4-13	4-10	1-2	0	3	3	2	13	3	1	0	0	35	
04	Giddens, Daniel	g	4-7	0-0	0-0	0	2	2	4	8	0	1	1	0	19	
05	Johnson Jr, Avery	g	0-2	0-1	0-0	0	0	0	1	0	1	0	0	0	7	
10	Jones, Herbert	g	0-1	0-0	0-0	0	0	0	5	0	2	1	0	1	14	
30	Smith, Galin	g	0-0	0-0	0-0	0	0	0	2	0	0	0	0	0	3	
Team						3	1	4								
Totals			24-62	10-24	24-28	9	21	30	27	82	15	8	2	5	200	
FG % 1st Half: 13-33			39.4%	2nd half: 11-29		37.9%	Game: 24-62		38.7%	Deadball						
3FG % 1st Half: 6-12			50.0%	2nd half: 4-12		33.3%	Game: 10-24		41.7%	Rebounds						
FT % 1st Half: 8-10			80.0%	2nd half: 16-18		88.9%	Game: 24-28		85.7%	1						

2017-18 BOX SCORES

GAME 13

Official Basketball Box Score -- Game Totals -- Final Statistics
Texas A&M vs Alabama
 12/30/17 5 p.m. CT at Tuscaloosa, Ala. (Coleman Coliseum)

Texas A&M 57 • 11-2, 0-1

#	Player	Total		3-Ptr		Rebounds			PF	TP	A	TO	Blk	Stl	Min
		FG-FGA	FG-FGA	FT-FTA	Off Def Tot										
05	Savion Flagg	f	2-7	0-3	0-0	3	6	9	4	4	1	0	0	0	28
34	Tyler Davis	f	6-12	1-1	1-1	3	3	6	4	14	1	3	0	0	29
10	Tonny Trocha-Morelos	c	2-7	1-4	2-4	4	2	6	2	7	1	1	0	1	25
00	Jay Jay Chandler	g	2-8	0-4	2-3	0	1	1	2	6	3	2	0	0	23
13	Duane Wilson	g	3-11	0-3	3-3	0	1	1	1	9	3	1	0	1	32
02	T.J. Starks		1-10	0-3	0-0	1	2	3	3	2	0	1	0	2	20
04	J.J. Caldwell		0-3	0-1	1-2	2	2	4	2	1	0	2	0	1	16
12	Chris Collins		0-1	0-1	0-0	0	0	0	0	0	0	0	0	1	4
15	Isiah Jasey		0-0	0-0	0-0	0	0	0	0	0	0	0	0	0	2
44	Robert Williams		5-10	0-0	4-7	5	3	8	1	14	0	2	2	1	21
Team					2	3	5								
Totals			21-69	2-20	13-20	20	23	43	19	57	9	12	2	7	200

FG % 1st Half: 11-37 29.7% 2nd half: 10-32 31.3% Game: 21-69 30.4% Deadball Rebounds 3
 3FG % 1st Half: 0-10 0.0% 2nd half: 2-10 20.0% Game: 2-20 10.0%
 FT % 1st Half: 6-7 85.7% 2nd half: 7-13 53.8% Game: 13-20 65.0%

Alabama 79 • 9-4, 1-0

#	Player	Total		3-Ptr		Rebounds			PF	TP	A	TO	Blk	Stl	Min
		FG-FGA	FG-FGA	FT-FTA	Off Def Tot										
00	Hall, Donta	f	7-8	0-0	3-3	2	4	6	3	17	1	2	2	0	28
25	Key, Braxton	f	1-3	0-1	0-0	3	3	6	4	2	2	0	0	2	20
02	Sexton, Collin	g	3-12	1-6	9-10	0	3	3	1	16	2	3	0	1	29
12	Ingram, Dazon	g	5-12	1-6	5-6	0	6	6	3	16	3	3	0	3	30
23	Petty, John	g	6-10	5-9	1-1	0	4	4	1	18	3	2	2	0	32
03	Reese, Alex		0-0	0-0	0-0	0	1	1	1	0	0	0	0	0	3
04	Giddens, Daniel		1-4	0-0	0-0	0	2	2	1	2	0	0	2	0	15
05	Johnson Jr, Avery		0-3	0-1	2-2	1	2	3	2	2	0	1	0	1	12
10	Jones, Herbert		2-3	0-0	0-2	2	6	8	2	4	2	1	1	0	21
15	Barnes, Tyler		0-1	0-1	0-0	0	0	0	0	0	0	0	0	0	1
24	Schaffer, Lawson		0-0	0-0	0-0	0	0	0	1	0	1	0	0	0	2
30	Smith, Galin		1-2	0-0	0-0	1	0	1	1	2	0	0	2	0	7
Team					1	1	2								
Totals			26-58	7-24	20-24	10	32	42	20	79	14	12	9	7	200

FG % 1st Half: 12-32 37.5% 2nd half: 14-26 53.8% Game: 26-58 44.8% Deadball Rebounds 3
 3FG % 1st Half: 3-12 25.0% 2nd half: 4-12 33.3% Game: 7-24 29.2%
 FT % 1st Half: 8-11 72.7% 2nd half: 12-13 92.3% Game: 20-24 83.3%

Officials: Don Daily, Chuck Jones, Todd Austin
 Technical fouls: Texas A&M-None. Alabama-None.
 Attendance: 14218

Score by periods	1st	2nd	Total
Texas A&M	28	29	57
Alabama	35	44	79

GAME 15

Official Basketball Box Score -- Game Totals -- Final Statistics
Alabama vs Georgia
 01/06/18 12:00 PM ET at Stegeman Coliseum -- Athens, Ga.

Alabama 46 • 9-6, 1-2

#	Player	Total		3-Ptr		Rebounds			PF	TP	A	TO	Blk	Stl	Min
		FG-FGA	FG-FGA	FT-FTA	Off Def Tot										
00	HALL, DONTA	f	3-6	0-0	1-1	2	4	6	1	7	0	0	0	1	16
25	KEY, BRAXTON	f	0-7	0-4	1-2	1	4	5	1	1	1	1	0	0	20
02	SEXTON, COLLIN	g	9-16	1-3	4-6	0	2	2	3	23	3	3	0	1	33
10	JONES, HERBERT	g	2-7	0-3	0-0	0	4	4	2	4	0	3	2	1	29
23	PETTY, JOHN	g	1-8	1-7	0-0	0	0	0	0	3	1	0	1	1	29
03	REESE, ALEX		0-1	0-1	0-0	0	3	3	1	0	0	0	0	0	8
04	GIDDENS, DANIEL		0-1	0-0	0-0	0	3	3	4	0	1	0	3	1	22
05	JOHNSON JR, AVERY		2-7	2-5	2-2	0	1	1	2	8	1	1	0	2	22
24	SCHAFER, LAWSON		0-0	0-0	0-0	0	0	0	0	0	0	2	0	1	3
30	SMITH, GALIN		0-4	0-0	0-0	1	2	3	4	0	0	2	0	0	18
Team					2	2	4								
Totals			17-57	4-23	8-11	6	25	31	18	46	7	12	6	8	200

FG % 1st Half: 9-32 28.1% 2nd half: 8-25 32.0% Game: 17-57 29.8% Deadball Rebounds 1
 3FG % 1st Half: 3-14 21.4% 2nd half: 1-9 11.1% Game: 4-23 17.4%
 FT % 1st Half: 3-4 75.0% 2nd half: 5-7 71.4% Game: 8-11 72.7%

Georgia 65 • 11-3, 2-1

#	Player	Total		3-Ptr		Rebounds			PF	TP	A	TO	Blk	Stl	Min
		FG-FGA	FG-FGA	FT-FTA	Off Def Tot										
01	MATEN, Yante	f	9-19	4-7	4-6	4	7	11	1	26	3	0	1	0	35
13	WILRIDGE, ETorrion	f	0-2	0-1	0-0	1	1	2	0	0	3	0	1	0	12
20	HAMMONDS, Rayshaun	f	4-10	2-4	3-3	2	6	8	2	13	1	2	0	2	31
34	OGBEIDE, Derek	f	3-5	0-0	2-2	2	6	8	3	8	0	3	3	1	27
00	JACKSON II, William	g	0-8	0-8	1-2	1	2	3	3	1	5	1	0	4	28
02	HARRIS, Jordan		1-4	1-4	2-2	1	5	6	2	5	1	3	0	1	27
03	PARKER, Juwan		0-3	0-2	2-2	0	2	2	1	2	0	0	0	0	8
04	CRUMP, Tyree		0-1	0-1	1-2	0	0	0	0	1	0	0	0	0	1
05	DIATTA, Pape		0-0	0-0	0-0	0	0	0	0	0	0	0	0	0	1
10	HIGHTOWER, Teshaun		1-3	1-1	0-0	0	2	2	1	3	2	2	0	0	12
24	O'NEILL, Connor		0-0	0-0	0-0	0	0	0	0	0	0	0	0	0	1
30	KANTE, Isaac		0-0	0-0	0-0	0	0	0	0	0	0	0	0	0	1
32	EDWARDS, Mike		0-0	0-0	0-0	0	0	0	0	0	0	0	0	0	1
33	CLAXTON, Nicolas		2-3	1-1	1-2	1	3	4	3	6	0	0	0	0	15
Team					2	1	3								
Totals			20-58	9-29	16-21	14	35	49	16	65	15	13	5	8	200

FG % 1st Half: 15-31 48.4% 2nd half: 5-27 18.5% Game: 20-58 34.5% Deadball Rebounds 4,1
 3FG % 1st Half: 8-16 50.0% 2nd half: 1-13 7.7% Game: 9-29 31.0%
 FT % 1st Half: 6-7 85.7% 2nd half: 10-14 71.4% Game: 16-21 76.2%

Officials: Pat Adams, Wil Howard, Vladimir Voyard-Tadal
 Technical fouls: Alabama-None. Georgia-None.
 Attendance: 10523

Score by periods	1st	2nd	Total
Alabama	24	22	46
Georgia	44	21	65

Last FG - UA 2nd-00:45, UGA 2nd-02:25.
 Largest lead - UA None, UGA by 24 2nd-08:58.
 UA led for 00:00. UGA led for 39:32. Game was tied for 00:28.

GAME 14

Official Basketball Box Score -- Game Totals -- Final Statistics
Alabama vs Vanderbilt
 01/02/18 6 p.m. at Nashville, Tenn. (Memorial Gym)

Alabama 75 • 9-5, 1-1 SEC

#	Player	Total		3-Ptr		Rebounds			PF	TP	A	TO	Blk	Stl	Min
		FG-FGA	FG-FGA	FT-FTA	Off Def Tot										
00	Hall, Donta	f	6-6	0-0	2-3	1	5	6	3	14	0	2	2	1	27
25	Key, Braxton	f	3-8	1-2	2-2	1	5	6	2	9	3	1	1	4	33
02	Sexton, Collin	g	8-14	1-2	7-7	0	3	3	4	24	5	2	0	3	30
12	Ingram, Dazon	g	2-4	0-1	5-6	0	6	6	1	9	2	2	3	0	29
23	Petty, John	g	1-6	0-3	0-0	0	1	1	0	2	1	1	0	1	28
04	Giddens, Daniel		1-2	0-0	3-4	0	1	1	4	5	1	0	0	1	12
05	Johnson Jr, Avery		2-4	2-3	0-0	0	2	2	1	6	0	1	0	0	19
10	Jones, Herbert		3-8	0-0	0-0	2	1	3	2	6	1	1	2	0	21
30	Smith, Galin		0-0	0-0	0-0	0	0	0	0	0	0	0	0	0	1
Team					0	3	3								
Totals			26-52	4-11	19-22	4	27	31	17	75	13	10	8	10	200

FG % 1st Half: 11-26 42.3% 2nd half: 15-26 57.7% Game: 26-52 50.0% Deadball Rebounds 1
 3FG % 1st Half: 3-8 37.5% 2nd half: 1-3 33.3% Game: 4-11 36.4%
 FT % 1st Half: 8-9 88.9% 2nd half: 11-13 84.6% Game: 19-22 86.4%

Vanderbilt 76 • 6-8, 1-1 SEC

#	Player		Total		3-Ptr		Rebounds			PF	TP	A	TO	Blk	Stl	Min
			FG-FGA	FG-FGA	FT-FTA	Off	Def	Tot								
11	ROBERSON, Jeff	f	5-11	2-2	5-6	0	5	5	3	17	2	2	0	2	34	
15	BROWN, Clevon	f	1-5	0-3	1-2	3	2	5	2	3	1	1	2	1	16	
00	LEE, Saben	g	7-14	2-4	7-9	1	0	1	1	23	2	3	0	3	27	
10	EVANS, Maxwell	g	2-7	1-6	4-5	0	1	1	1	9	1	2	0	0	24	
13	LACHANCE, Riley	g	3-5	2-3	2-2	0	2	2	2	10	5	3	0	0	30	
01	WILLIS, Payton		0-3	0-3	0-0	0	1	1	1	0	1	0	0	0	10	
02	TOYE, Joe		0-1	0-0	1-2	0	1	1	1	1	0	0	0	0	6	
07	FISHER-DAVIS,Matthe		4-7	3-4	0-0	2	3	5	3	11	0	1	0	1	29	
12	BAPTISTE, Djery		1-1	0-0	0-0	0	7	7	1	2	0	0	3	0	24	
	Team					3	2	5								
Totals			23-54	10-25	20-26	9	24	33	15	76	12	12	5	7	200	

2017-18 BOX SCORES

GAME 17

Official Basketball Box Score -- Game Totals -- Final Statistics
Alabama vs LSU
 01/13/18 7:31 PM at Maravich Center (Baton Rouge, La.)

Alabama 74 • 11-6 (3-2)

#	Player		Total		3-Ptr		Rebounds			PF	TP	A	TO	Blk	Stl	Min
			FG-FGA	FG-FGA	FT-FTA	Off	Def	Tot								
04	Giddens, Daniel	f	1-1	0-0	0-0	2	0	2	4	2	0	1	1	0	8	
25	Key, Braxton		3-8	0-2	0-0	0	4	4	2	6	2	2	0	1	24	
02	Sexton, Collin	g	4-16	1-5	6-6	2	5	7	5	15	3	9	1	0	34	
10	Jones, Herbert	g	2-4	1-1	0-0	3	3	6	1	5	0	2	0	2	25	
12	Ingram, Dazon	g	4-5	0-1	10-10	0	10	10	2	18	3	1	1	3	32	
03	Reese, Alex		4-6	1-3	0-0	1	2	3	2	9	0	2	0	1	11	
05	Johnson Jr, Avery		1-4	1-3	2-2	0	0	0	2	5	0	0	0	0	11	
23	Petty, John		2-8	2-7	0-0	0	1	1	1	6	0	1	0	1	26	
30	Smith, Galin		4-5	0-0	0-0	2	2	4	1	8	0	0	1	0	29	
	Team					2	1	3				1				
	Totals		25-57	6-22	18-18	12	28	40	20	74	8	19	4	8	200	

FG % 1st Half: 12-30 40.0% 2nd half: 13-27 48.1% Game: 25-57 43.9%
 3FG % 1st Half: 4-11 36.4% 2nd half: 2-11 18.2% Game: 6-22 27.3%
 FT % 1st Half: 4-4 100.0 2nd half: 14-14 100.0 Game: 18-18 100.0

Deadball
Rebounds
0

LSU 66 • 11-5 (2-2)

#	Player		Total		3-Ptr		Rebounds			PF	TP	A	TO	Blk	Stl	Min
			FG-FGA	FG-FGA	FT-FTA	Off	Def	Tot								
01	Duop Reath	f	3-7	1-1	5-6	0	2	2	3	12	1	5	1	1	28	
21	Aaron Epps	f	5-7	2-3	2-2	2	2	4	2	14	2	0	1	2	29	
03	Tremont Waters	g	5-13	3-9	6-8	0	3	3	4	19	5	1	0	3	37	
04	Skylar Mays	g	2-7	1-3	1-2	1	2	3	3	6	3	1	0	0	26	
05	Daryl Edwards	g	2-6	0-3	0-0	0	0	0	1	4	1	1	0	1	22	
00	Brandon Sampson		2-5	0-3	3-4	0	3	3	1	7	0	3	0	2	20	
02	Brandon Rachal		0-1	0-0	0-0	2	2	4	3	0	0	2	1	1	19	
14	Randy Onwuasor		2-5	0-2	0-0	0	4	4	0	4	1	1	0	1	15	
44	Wayde Sims		0-1	0-1	0-0	0	0	0	0	0	0	0	0	0	4	
	Team					0	1	1	1							
	Totals		21-52	7-25	17-22	5	19	24	18	66	13	14	3	11	200	

FG % 1st Half: 11-31 35.5% 2nd half: 10-21 47.6% Game: 21-52 40.4%
 3FG % 1st Half: 4-17 23.5% 2nd half: 3-8 37.5% Game: 7-25 28.0%
 FT % 1st Half: 4-4 100.0 2nd half: 13-18 72.2% Game: 17-22 77.3%

Deadball
Rebounds
3,1

Officials: Olandis Poole, Peter Juzenas, Gerald Williams
 Technical fouls: Alabama-None. LSU-TEAM.
 Attendance: 13600
 5th largest crowd in the current PMAC configuration

Score by periods	1st	2nd	Total
Alabama	32	42	74
LSU	30	36	66

GAME 19

Official Basketball Box Score -- Game Totals -- Final Statistics
Mississippi State vs Alabama
 1/20/18 7:30 p.m. at Tuscaloosa, Ala. (Coleman Coliseum)

Mississippi State 62 • 14-5, 2-4

#	Player		Total		3-Ptr		Rebounds			PF	TP	A	TO	Blk	Stl	Min
			FG	FGA	FG	FGA	FT	FTA	Off							
24	Ado, Abdul	f	5-8	0-0	1-1	2	2	4	4	11	0	3	1	0	20	
35	Holman, Aric	f	3-5	1-1	4-5	2	8	10	3	11	0	1	0	0	28	
00	Weatherspoon, Nick	g	2-9	1-4	2-2	0	1	1	2	7	1	2	0	1	25	
11	Weatherspoon, Q	g	4-9	0-3	4-4	4	5	9	2	12	2	5	0	2	31	
23	Carter, Tyson	g	1-5	1-4	0-0	0	0	0	1	3	0	1	0	0	23	
01	Peters, Lamar		6-15	4-10	1-2	0	1	1	3	17	2	2	0	3	28	
02	Wright, Eli		0-1	0-0	0-0	0	2	2	2	0	0	0	0	0	12	
22	Feazell, KeyShawn		0-2	0-1	0-0	0	1	1	1	0	0	0	0	0	13	
45	Datcher, E.J.		0-2	0-0	1-2	1	4	5	2	1	0	1	0	1	20	
	Team					4	1	5								
	Totals		21-56	7-23	13-16	13	25	38	20	62	5	16	1	7	200	

FG % 1st Half: 8-25 32.0% 2nd half: 13-31 41.9% Game: 21-56 37.5%
 3FG % 1st Half: 2-10 20.0% 2nd half: 5-13 38.5% Game: 7-23 30.4%
 FT % 1st Half: 4-6 66.7% 2nd half: 9-10 90.0% Game: 13-16 81.3%

Deadball
Rebounds
0

Alabama 68 • 13-6, 5-2

#	Player	Total		3-Ptr		Rebounds			PF	TP	A	TO	Blk	Stl	Min
		FG	FGA	FG	FGA	FT	FTA	Off							
25	Key, Braxton	f	6-13	2-4	2-3	3	2	5	1	16	4	2	1	3	28
04	Giddens, Daniel	c	5-7	0-0	3-6	3	1	4	4	13	1	0	3	1	22
10	Jones, Herbert	g	3-8	0-1	0-0	2	3	5	1	6	0	1	1	0	30
12	Ingram, Dazon	g	0-2	0-0	7-10	1	7	8	4	7	6	3	0	1	29
23	Petty, John	g	3-11	2-7	1-2	1	3	4	2	9	4	2	0	1	35
00	Hall, Donta		4-8	0-0	0-2	2	3	5	1	8	1	1	1	0	19
03	Reese, Alex		1-4	0-2	0-0	0	2	2	0	2	0	0	0	1	12
05	Johnson Jr, Avery		2-3	1-2	0-0	0	1	1	1	5	0	1	0	0	16
30	Smith, Galin		1-4	0-0	0-0	2	1	3	3	2	0	1	0	0	9
	Team					1	2	3							
	Totals		25-60	5-16	13-23	15	25	40	17	68	16	11	6	7	200

FG % 1st Half: 16-31 51.6% 2nd half: 9-29 31.0% Game: 25-60 41.7%
 3FG % 1st Half: 4-8 50.0% 2nd half: 1-8 12.5% Game: 5-16 31.3%
 FT % 1st Half: 5-11 45.5% 2nd half: 8-12 66.7% Game: 13-23 56.5%

Deadball
Rebounds
5

Officials: Tony Henderon, Owen Shortt, Gerald Williams
 Technical fouls: Mississippi State-None. Alabama-None.
 Attendance: 15383

Score by periods	1st	2nd	Total
Mississippi State	22	40	62
Alabama	41	27	68

Last FG - MS 2nd-00:22, UA 2nd-00:04.
 Largest lead - MS None, UA by 20 1st-01:10.
 MS led for 00:00. UA led for 38:19. Game was tied for 01:41.

Score tied - 3 times.
 Lead changed - 0 times.

GAME 18

Official Basketball Box Score -- Game Totals -- Final Statistics
Auburn vs Alabama
 1/17/18 6 p.m. CT at Tuscaloosa, Ala. (Coleman Coliseum)

Auburn 71 • 16-2, 4-1

#	Player	Total		3-Ptr		Rebounds			PF	TP	A	TO	Blk	Stl	Min
		FG-FGA	FG-FGA	FT-FTA	Off	Def	Tot								
13	MURRAY, Desean	f	3-6	0-1	5-6	6	4	10	2	11	1	2	0	0	24
24	MCLEMORE, Anfernee	f	2-8	0-2	2-2	1	1	2	2	6	0	0	0	1	15
01	HARPER, Jared	g	3-9	0-4	4-8	0	0	0	1	10	2	2	0	2	31
02	BROWN, Bryce		4-11	4-8	0-0	1	0	1	4	12	1	3	1	0	32
05	HERON, Mustapha	g	2-7	0-2	1-2	0	3	3	5	5	1	4	0	2	26
00	SPENCER, Horace		3-3	0-0	0-0	0	6	6	2	6	0	2	2	3	20
04	OKEKE, Chuma		3-7	2-5	2-4	2	4	6	2	10	0	0	1	0	21
10	MITCHELL, Davion		1-2	1-1	0-0	0	0	0	2	3	5	0	0	0	13
14	DUNBAR, Malik		3-8	2-3	0-0	0	3	3	1	8	1	1	0	1	18
	Team					2	2	4							
	Totals		24-61	9-26	14-22	12	23	35	21	71	11	14	4	9	200

FG % 1st Half: 12-34 35.3% 2nd half: 12-27 44.4% Game: 24-61 39.3%
 3FG % 1st Half: 7-15 46.7% 2nd half: 5-11 45.5% Game: 9-26 34.6%
 FT % 1st Half: 2-3 66.7% 2nd half: 12-19 63.2% Game: 14-22 63.6%

Deadball
Rebounds
4

Alabama 76 • 12-6, 4-2

#	Player		Total		3-Ptr		Rebounds			PF	TP	A	TO	Blk	Stl	Min
			FG-FGA	FG-FGA	FT-FTA	Off	Def	Tot								
25	Key, Braxton	f	1-3	0-1	2-2	1	8	9	1	4	3	3	1	1	31	
04	Giddens, Daniel	c	1-1	0-0	1-2	0	2	2	3	3	0	2	1	0	13	
10	Jones, Herbert	g	5-9	0-0	1-2	1	6	7	5	11	4	2	1	4	25	
12	Ingram, Dazon		3-10	0-1	10-13	0	3	3	3	16	2	5	0	2	35	
23	Petty, John	g	9-14	8-13	1-2	0	1	1	1	27	2	3	0	0	33	
00	Hall, Donta		1-1	0-0	0-0	1	4	5	0	2	0	0	1	1	15	
03	Reese, Alex		2-7	2-5	1-2	1	2	3	4	7	0	0	0	0	15	
05	Johnson Jr, Avery		1-4	0-3	0-0	0	1	1	3	2	1	1	1	0	15	
24	Schaffer, Lawson		0-0	0-0	0-0	0	0	0	0	0	0	0	0	0	1	
30	Smith, Galin		2-2	0-0	0-2	1	0	1	5	4	0	3	3	0	17	
	Team					3	2	5								
	Totals		25-51	10-23	16-25	8	29	37	25	76	12	19	8	8	200	

FG % 1st Half: 10-25 40.0% 2nd half: 15-26 57.7% Game: 25-51 49.0%
 3FG % 1st Half: 5-12 41.7% 2nd half: 5-11 45.5% Game: 10-23 43.5%
 FT % 1st Half: 5-6 83.3% 2nd half: 11-19 57.9% Game: 16-25 64.0%

Deadball
Rebounds
4

Officials: Anthony Jordan, Jamie Luckie, Mike Nance
 Technical fouls: Auburn-None. Alabama-None.
 Attendance: 15383

2017-18 BOX SCORES

GAME 21

Official Basketball Box Score -- Game Totals -- Final Statistics
Oklahoma vs Alabama
1/27/18 1:15 p.m. at Tuscaloosa, Ala. (Coleman Coliseum)

Oklahoma 73 • 15-5

#	Player		Total		3-Ptr	Rebounds			PF	TP	A	TO	Blk	Stl	Min
			FG-FGA	FG-FGA		Off	Def	Tot							
03	Lattin,Khadeem	f	8-11	0-0	2-2	4	3	7	3	18	0	0	2	1	28
35	Manek,Brady	f	5-13	1-7	1-1	4	5	9	3	12	2	1	0	0	28
00	James,Christian	g	3-9	2-7	0-0	1	5	6	4	8	0	2	0	1	32
01	Odomes,Rashard	g	6-12	0-0	3-4	4	3	7	2	15	1	0	0	1	23
11	Young,Trae	g	6-17	4-9	1-2	0	3	3	2	17	8	5	0	1	37
04	McNeace,Jamuni		0-0	0-0	0-0	0	0	0	2	0	0	1	1	0	9
05	Freeman,Matt		0-1	0-0	0-0	0	0	0	0	0	0	0	0	0	4
13	Shepherd,Jordan		0-2	0-1	0-0	0	0	0	1	0	1	1	0	0	12
14	Lazenby,Ty		0-0	0-0	0-0	0	0	0	0	0	0	0	0	0	3
20	McGusty,Kameron		1-4	1-3	0-0	0	2	2	1	3	0	2	0	0	13
21	Doolittle,Kristian		0-1	0-0	0-0	0	2	2	0	0	0	0	0	0	8
44	Polla,Hannes		0-1	0-0	0-0	0	0	0	0	0	0	0	0	0	3
Team						2	0	2				1			
Totals			29-71	8-27	7-9	15	23	38	18	73	12	13	3	4	200

FG % 1st Half: 14-36 38.9% 2nd half: 15-35 42.9% Game: 29-71 40.8%
 3FG % 1st Half: 4-13 30.8% 2nd half: 4-14 28.6% Game: 8-27 29.6%
 FT % 1st Half: 3-4 75.0% 2nd half: 4-5 80.0% Game: 7-9 77.8%

Alabama 80 • 14-7

#	Player	Total		3-Ptr	Rebounds			PF	TP	A	TO	Blk	Stl	Min	
		FG-FGA	FG-FGA	FT-FTA	Off	Def	Tot								
00	Hall, Donta	f	4-6	0-0	1-4	3	4	7	0	9	2	2	8	1	24
25	Key, Braxton	f	3-9	2-5	3-4	1	4	5	1	11	2	1	0	2	29
02	Sexton, Collin	g	8-14	1-4	1-2	0	3	3	3	18	2	3	0	0	32
12	Ingram, Dazon	g	2-4	1-1	3-4	0	3	3	3	8	3	1	0	1	25
23	Petty, John	g	3-4	3-4	0-0	0	3	3	0	9	1	4	0	1	23
03	Reese, Alex		1-3	1-3	0-0	0	0	0	0	3	2	0	1	1	11
04	Giddens, Daniel		2-2	0-0	0-1	2	7	9	1	4	0	3	2	0	17
05	Johnson Jr., Avery		1-2	0-1	2-2	0	0	0	0	4	0	1	0	0	8
10	Jones, Herbert		6-10	0-1	2-5	1	4	5	3	14	3	2	1	2	31
Team						2	0	2							
Totals			30-54	8-19	12-22	9	28	37	11	80	15	17	12	8	200
FG % 1st Half: 16-31 51.6% 2nd half: 14-23 60.9% Game: 30-54 55.6% Deadball															
3FG % 1st Half: 5-12 41.7% 2nd half: 3-7 42.9% Game: 8-19 42.1% Rebounds															
FT % 1st Half: 4-7 57.1% 2nd half: 8-15 53.3% Game: 12-22 54.5% 2															

FG % 1st Half: 16-31 51.6% 2nd half: 14-23 60.9% Game: 30-54 55.6%
 3FG % 1st Half: 5-12 41.7% 2nd half: 3-7 42.9% Game: 8-19 42.1%
 FT % 1st Half: 4-7 57.1% 2nd half: 8-15 53.3% Game: 12-22 54.5%

Officials: Doug Simmons, Olandis Poole, Chuck Jones

Technical fouls: Oklahoma-None. Alabama-None.

Attendance: 15383

Big 12/SEC Challenge

Score by periods	1st	2nd	Total
Oklahoma	35	38	73
Alabama	41	39	80

Last FG - OU 2nd-00:00, UA 2nd-01:59.
 Largest lead - OU by 5 2nd-11:12, UA by 13 1st-07:04.
 OU led for 07:25. UA led for 30:15. Game was tied for 02:20.

Points	In	Off	2nd	Fast	Bench
OU	40	18	22	0	3
UA	42	18	11	12	25

Score tied - 2 times.
 Lead changed - 10 times.

GAME 22

Official Basketball Box Score -- Game Totals -- Final Statistics
Missouri vs Alabama
1/31/18 8:05 p.m. at Tuscaloosa, Ala. (Coleman Coliseum)

Missouri 69 • 14-8, 4-5

#	Player		Total		3-Ptr	Rebounds			PF	TP	A	TO	Blk	Stl	Min	
			FG-FGA	FG-FGA	FT-FTA	Off	Def	Tot								
21	BARNETT, Jordan	f	3-7	2-4	0-0	0	2	2	3	8	0	2	0	1	30	
23	TILMON, Jeremiah	f	6-6	0-0	0-1	0	3	3	5	12	1	3	1	0	14	
04	PURYEAR, Kevin	f	0-5	0-3	2-2	4	2	6	3	2	1	3	0	0	34	
24	ROBERTSON, Kassius	g	6-10	4-8	6-7	0	4	4	1	22	4	4	0	0	39	
33	VANLEER, Cullen	g	1-4	1-4	0-0	0	2	2	3	3	2	1	0	2	27	
10	RAU, Brett		0-0	0-0	0-0	0	0	0	0	0	0	0	0	0	0+	
11	PORTER, Jontay		6-9	1-3	0-0	0	3	3	4	13	1	2	0	0	18	
14	NIKKO, Reed		2-3	0-0	0-1	0	2	2	4	4	0	2	1	0	11	
15	GEIST, Jordan		1-3	1-1	2-4	0	9	9	2	5	4	0	0	0	27	
Team						2	4	6					2			
Totals				25-47	9-23	10-15	6	31	37	25	69	13	19	2	3	200
FG % 1st Half: 14-25			56.0%	2nd half: 11-22	50.0%	Game: 25-47			53.2%							
3FG % 1st Half: 5-11			45.5%	2nd half: 4-12	33.3%	Game: 9-23			39.1%	Deadball Rebounds						

FG % 1st Half: 14-25 56.0% 2nd half: 11-22 50.0% Game: 25-47 53.2%
 3FG % 1st Half: 5-11 45.5% 2nd half: 4-12 33.3% Game: 9-23 39.1%
 FT % 1st Half: 2-3 66.7% 2nd half: 8-12 66.7% Game: 10-15 66.7%

Alabama 60 • 14-8, 5-4

00	Hall, Donta	f	2-5	0-0	5-8	1	3	4	2	9	0	2	0	1	23	
25	Key, Braxton	f	0-1	0-1	1-2	1	2	3	2	1	1	2	0	1	23	
02	Sexton, Collin	g	7-16	3-7	6-10	1	3	4	4	23	2	1	0	1	33	
12	Ingram, Dazon	g	3-6	1-2	3-5	0	4	4	3	10	1	0	1	1	33	
23	Petty, John	g	1-6	0-5	3-3	0	1	1	0	5	1	1	0	1	28	
04	Reese, Alex		1-3	1-3	2-2	0	2	2	0	5	0	0	0	1	9	
04	Giddens, Daniel		1-3	0-0	1-2	0	0	0	4	3	0	2	1	1	14	
05	Johnson Jr., Avery		1-3	0-1	0-0	0	0	0	0	2	0	0	0	0	7	
10	Jones, Herbert		0-4	0-1	0-0	2	2	4	2	0	1	2	1	0	19	
20	Schaffer, Lawson		0-0	0-0	0-0	0	0	0	0	0	0	0	0	0	1	
30	Smith, Galin		1-1	0-0	0-0	1	2	3	2	2	0	0	0	0	10	
Team						1	1	2			1					
Totals				17-48	5-20	21-32	7	20	27	19	60	6	11	3	7	200
FG % 1st Half: 11-21 52.4% 2nd half: 6-27 22.2% Game: 17-48 35.4%																
3FG % 1st Half: 3-7 42.9% 2nd half: 2-13 15.4% Game: 5-29 17.2%																
FT % 1st Half: 8-15 53.3% 2nd half: 13-17 76.5% Game: 21-32 65.6%																
Deadball Rebounds 4																

FG % 1st Half: 11-21 52.4% 2nd half: 6-27 22.2% Game: 17-48 35.4%
 3FG % 1st Half: 3-7 42.9% 2nd half: 2-13 15.4% Game: 5-20 25.0%
 FT % 1st Half: 8-15 53.3% 2nd half: 13-17 76.5% Game: 21-32 65.6%

Officials: Joe Lindsay, William Covington, Alfred Smith

Technical fouls: Missouri-None. Alabama-None.

Attendance: 11603

Score by periods	1st	2nd	Total
Missouri	35	34	69
Alabama	33	27	60

Points	In	Off	2nd	Fast	Bench
MIZ	22	15	7	2	22
UA	24	18	7	4	12

Score tied - 5 times.
 Lead changed - 1 time.

GAME 23

Official Basketball Box Score -- Game Totals -- Final Statistics
Alabama vs Florida
2/3/18 4 p.m. at Exactech Arena - Gainesville, Fla.

Alabama 68 • 15-8, 6-4 SEC

#	Player		Total	3-FGA	3-FTA	Rebounds	PF	TP	A	TO	Blk	Stl	Min		
			FG-FGA	FG-FGA	FT-FTA	Off	Def	Tot							
00	Hall, Donta	f	7-7	0-0	0-0	4	7	11	2	14	0	3	1	28	
04	Giddens, Daniel	f	0-2	0-0	0-0	0	0	0	1	0	0	1	0	7	
02	Sexton, Collin	g	7-15	2-5	1-2	2	6	8	2	17	6	3	1	31	
12	Ingram, Dazon	g	4-7	0-1	0-3	0	7	7	1	8	1	4	0	1	32
23	Petty, John	g	0-2	0-2	0-0	0	3	3	1	0	1	2	0	0	18
05	Johnson Jr, Avery		4-8	1-2	1-3	2	0	2	1	10	2	0	0	2	21
10	Jones, Herbert		2-4	0-0	2-2	0	1	1	3	6	0	2	1	0	23
25	Key, Braxton		5-7	1-3	2-2	1	4	5	1	13	2	3	1	0	34
30	Smith, Galin		0-0	0-0	0-0	0	0	0	0	0	1	0	0	0	6
Team						2	4	6							
Totals			29-52	4-13	6-12	11	32	43	12	68	12	19	4	6	200
FG % 1st Half: 11-21 52.4% 2nd half: 18-31 58.1% Game: 29-52 55.8%															
3FG % 1st Half: 3-7 42.9% 2nd half: 1-6 16.7% Game: 4-13 30.8%															
FT % 1st Half: 2-4 50.0% 2nd half: 4-8 50.0% Game: 6-12 50.0%															
														Deadball Rebounds 2	

FG % 1st Half: 11-21 52.4% 2nd half: 18-31 58.1% Game: 29-52 55.8%
 3FG % 1st Half: 3-7 42.9% 2nd half: 1-6 16.7% Game: 4-13 30.8%
 FT % 1st Half: 2-4 50.0% 2nd half: 4-8 50.0% Game: 6-12 50.0%

Florida 50 • 15-8, 6-4 SEC

25	Stone, Keith	f	4-9	1-3	3-4	2	3	5	1	12	1	2	0	1	30
03	Hudson, Jalen	g	3-10	0-4	0-0	0	1	1	2	6	0	5	1	0	30
04	Koulechov, Egor	g	5-10	1-4	0-0	0	2	2	1	11	0	2	0	1	28
05	Allen, KeVaughn	g	5-12	3-7	3-3	0	4	4	1	16	3	1	0	3	33
11	Chiozza, Chris	g	2-9	0-3	2-1	1	3	4	1	3	4	2	1	4	35
00	Okauru, Mike		0-3	0-2	1-2	1	1	2	0	2	0	0	0	2	11
12	Gak, Gorjok		0-0	0-0	0-0	1	1	2	0	0	0	0	0	0	4
23	Hayes, Kevarrius		0-2	0-0	0-1	3	2	5	3	0	0	0	1	1	17
21	Bassett, Dontay		0-0	0-0	0-0	1	1	2	0	0	0	0	0	0	5
24	Ballard, Deaundrae		0-2	0-1	0-0	0	0	0	0	0	1	0	0	0	7
	Team					1	0	1							
	Totals		19-57	5-24	7-11	9	16	25	13	50	9	12	3	12	200
	FG % 1st Half: 12-26		46.2%	2nd half: 7-31		22.6%	Game: 19-57		33.3%						Deadball
3FG	% 1st Half: 3-11		27.3%	2nd half: 2-13		15.4%	Game: 5-24		20.8%						Rebounds
FT	% 1st Half: 6-9		66.7%	2nd half: 1-2		50.0%	Game: 7-11		63.6%						1

2017-18 CUME STATS

2017-18 Alabama Basketball
Alabama Combined Team Statistics (as of Feb 03, 2018)
All games

RECORD:	OVERALL	HOME	AWAY	NEUTRAL
ALL GAMES	15-8	10-3	2-4	3-1
CONFERENCE	6-4	4-1	2-3	0-0
NON-CONFERENCE	9-4	6-2	0-1	3-1

#	Player	gp-gs	min	avg	Total		3-Point		F-Throw		Rebounds				pf	dq	a	to	blk	stl	pts	avg
					fg-fga	fg%	3fg-fga	3fg%	ft-fa	ft%	off	def	tot	avg								
02	Sexton, Collin	20-19	589	29.5	116-266	.436	28-76	.368	113-145	.779	21	53	74	3.7	49	2	67	51	2	23	373	18.7
23	Petty, John	23-21	663	28.8	87-214	.407	60-162	.370	18-30	.600	7	47	54	2.3	19	0	45	48	6	14	252	11.0
00	Hall, Donta	22-19	511	23.2	102-138	.739	0-0	.000	36-61	.590	51	103	154	7.0	36	0	13	34	50	12	240	10.9
12	Ingram, Dazon	22-20	655	29.8	64-151	.424	7-34	.206	102-141	.723	15	123	138	6.3	58	2	65	51	9	22	237	10.8
25	Key, Braxton	13-12	333	25.6	28-77	.364	7-29	.241	16-23	.696	17	50	67	5.2	23	0	31	25	6	19	79	6.1
10	Jones, Herbert	23-8	518	22.5	47-105	.448	6-15	.400	20-35	.571	22	67	89	3.9	61	4	36	41	16	31	120	5.2
01	Norris, Riley	9-3	166	18.4	16-37	.432	6-20	.300	5-8	.625	6	16	22	2.4	19	0	6	5	0	4	43	4.8
04	Giddens, Daniel	23-13	325	14.1	43-76	.566	0-0	.000	18-34	.529	15	44	59	2.6	67	1	6	23	31	8	104	4.5
05	Johnson Jr, Avery	23-0	330	14.3	36-96	.375	15-48	.313	16-21	.762	7	18	25	1.1	35	0	16	13	1	12	103	4.5
03	Reese, Alex	19-0	218	11.5	28-71	.394	13-47	.277	4-6	.667	16	38	54	2.8	21	0	6	11	4	12	73	3.8
30	Smith, Galin	21-0	234	11.1	25-44	.568	0-0	.000	6-19	.316	22	22	44	2.1	40	2	1	17	15	1	56	2.7
33	Fuller, Landon	2-0	5	2.5	1-1	1.000	1-1	1.000	0-0	.000	0	0	0	0.0	0	0	0	0	0	0	3	1.5
24	Schaffer, Lawson	7-0	29	4.1	3-5	.600	2-4	.500	0-0	.000	0	0	0	0.0	4	0	7	5	0	3	8	1.1
15	Barnes, Tyler	1-0	1	1.0	0-1	.000	0-1	.000	0-0	.000	0	0	0	0.0	0	0	0	0	0	0	0	0.0
Team											33	36	69		1		3					
Total.....		23	4577		596-1282	.465	145-437	.332	354-523	.677	232	617	849	36.9	433	11	299	327	140	161	1691	73.5
Opponents.....		23	4600		555-1356	.409	161-505	.319	319-472	.676	265	556	821	35.7	457	9	268	318	74	150	1590	69.1

TEAM STATISTICS	UA	OPP
SCORING	1691	1590
Points per game	73.5	69.1
Scoring margin	+4.4	-
FIELD GOALS-ATT	596-1282	555-1356
Field goal pct	.465	.409
3 POINT FG-ATT	145-437	161-505
3-point FG pct	.332	.319
3-pt FG made per game	6.3	7.0
FREE THROWS-ATT	354-523	319-472
Free throw pct	.677	.676
F-Throws made per game	15.4	13.9
REBOUNDS	849	821
Rebounds per game	36.9	35.7
Rebounding margin	+1.2	-
ASSISTS	299	268
Assists per game	13.0	11.7
TURNOVERS	327	318
Turnovers per game	14.2	13.8
Turnover margin	-0.4	-
Assist/turnover ratio	0.9	0.8
STEALS	161	150
Steals per game	7.0	6.5
BLOCKS	140	74
Blocks per game	6.1	3.2
ATTENDANCE	173438	79976
Home games-Avg/Game	13-13341	6-11205
Neutral site-Avg/Game	-	4-3186

Date	Opponent		Score	Att.
11/10/17	vs Memphis	w	82-70	3238
11/14/17	LIPSCOMB	w	86-64	12325
11/17/17	ALABAMA A&M	w	104-67	11948
11/21/17	UT ARLINGTON	w	77-76	11737
11/24/17	vs BYU	w	71-59	1240
11/25/17	vs Minnesota	L	84-89	3469
11/29/17	LOUISIANA TECH	w	77-74	12062
12/3/17	UCF	L	62-65	13534
12/6/17	RHODE ISLAND	w	68-64	12807
12/9/17	at Arizona	L	82-88	14644
12/19/17	vs Mercer	w	80-79	4799
12/22/17	TEXAS	L	50-66	16146
* 12/30/17	TEXAS A&M	w	79-57	14218
* 1/2/18	at Vanderbilt	L	75-76	9519
* 1/6/18	at Georgia	L	46-65	10523
* 1/9/18	SOUTH CAROLINA	w	76-62	10909
* 1/13/18	at LSU	w	74-66	13600
* 1/17/18	AUBURN	w	76-71	15383
* 1/20/18	MISSISSIPPI STATE	w	68-62	15383
* 1/23/18	at Ole Miss	L	66-78	8099
1/27/18	OKLAHOMA	w	80-73	15383
* 1/31/18	MISSOURI	L	60-69	11603
* 2/3/18	at Florida	w	68-50	10845

* - Conference game

Score by Periods	1st	2nd	Totals
Alabama	810	881	1691
Opponents	785	805	1590

2017-18 SEC STATS

2017-18 Alabama Basketball
Alabama Combined Team Statistics (as of Feb 03, 2018)
Conference games only

RECORD:	OVERALL	HOME	AWAY	NEUTRAL
ALL GAMES	6-4	4-1	2-3	0-0
CONFERENCE	6-4	4-1	2-3	0-0
NON-CONFERENCE	0-0	0-0	0-0	0-0

##	Player	gp-gs	min	avg	Total		3-Point		F-Throw		Rebounds				pf	dq	a	to	blk	stl	pts	avg
					fg-fga	fg%	3fg-fga	3fg%	ft-fga	ft%	off	def	tot	avg								
02	Sexton, Collin	8-7	232	29.0	42-110	.382	11-34	.324	35-44	.795	7	24	31	3.9	22	1	27	24	2	9	130	16.3
12	Ingram, Dazon	9-8	263	29.2	25-58	.431	2-15	.133	46-59	.780	3	52	55	6.1	21	0	25	21	5	11	98	10.9
00	Hall, Donta	9-6	200	22.2	42-55	.764	0-0	.000	14-24	.583	20	37	57	6.3	13	0	2	13	10	5	98	10.9
23	Petty, John	10-8	282	28.2	29-81	.358	22-64	.344	8-10	.800	3	18	21	2.1	9	0	19	15	3	7	88	8.8
25	Key, Braxton	10-9	262	26.2	24-58	.414	5-20	.250	13-19	.684	14	40	54	5.4	21	0	26	19	5	15	66	6.6
10	Jones, Herbert	10-6	240	24.0	24-54	.444	3-8	.375	3-6	.500	14	31	45	4.5	23	2	13	16	11	12	54	5.4
05	Johnson Jr, Avery	10-0	162	16.2	18-47	.383	9-27	.333	7-9	.778	3	10	13	1.3	15	0	7	5	1	5	52	5.2
04	Giddens, Daniel	10-6	153	15.3	17-30	.567	0-0	.000	11-17	.647	5	11	16	1.6	33	0	3	9	12	5	45	4.5
03	Reese, Alex	8-0	72	9.0	11-31	.355	6-21	.286	3-4	.750	4	14	18	2.3	11	0	0	3	0	5	31	3.9
30	Smith, Galin	10-0	126	12.6	13-23	.565	0-0	.000	0-3	.000	10	10	20	2.0	19	1	0	11	8	0	26	2.6
24	Schaffer, Lawson	4-0	7	1.8	0-0	.000	0-0	.000	0-0	.000	0	0	0	0.0	1	0	1	2	0	1	0	0.0
15	Barnes, Tyler	1-0	1	1.0	0-1	.000	0-1	.000	0-0	.000	0	0	0	0.0	0	0	0	0	0	0	0	0.0
Team											15	17	32					2				
Total.....		10	2000		245-548	.447	58-190	.305	140-195	.718	98	264	362	36.2	188	4	123	140	57	75	688	68.8
Opponents.....		10	2000		219-559	.392	71-231	.307	147-202	.728	109	238	347	34.7	180	3	108	135	31	72	656	65.6

TEAM STATISTICS	UA	OPP
SCORING	688	656
Points per game	68.8	65.6
Scoring margin	+3.2	-
FIELD GOALS-ATT	245-548	219-559
Field goal pct	.447	.392
3 POINT FG-ATT	58-190	71-231
3-point FG pct	.305	.307
3-pt FG made per game	5.8	7.1
FREE THROWS-ATT	140-195	147-202
Free throw pct	.718	.728
F-Throws made per game	14.0	14.7
REBOUNDS	362	347
Rebounds per game	36.2	34.7
Rebounding margin	+1.5	-
ASSISTS	123	108
Assists per game	12.3	10.8
TURNOVERS	140	135
Turnovers per game	14.0	13.5
Turnover margin	-0.5	-
Assist/turnover ratio	0.9	0.8
STEALS	75	72
Steals per game	7.5	7.2
BLOCKS	57	31
Blocks per game	5.7	3.1
ATTENDANCE	67496	52586
Home games-Avg/Game	5-13499	5-10517
Neutral site-Avg/Game	-	0-0

Date	Opponent		Score	Att.
* 12/30/17	TEXAS A&M	W	79-57	14218
* 1/2/18	at Vanderbilt	L	75-76	9519
* 1/6/18	at Georgia	L	46-65	10523
* 1/9/18	SOUTH CAROLINA	W	76-62	10909
* 1/13/18	at LSU	W	74-66	13600
* 1/17/18	AUBURN	W	76-71	15383
* 1/20/18	MISSISSIPPI STATE	W	68-62	15383
* 1/23/18	at Ole Miss	L	66-78	8099
* 1/31/18	MISSOURI	L	60-69	11603
* 2/3/18	at Florida	W	68-50	10845

* - Conference game

Score by Periods	1st	2nd	Totals
Alabama	326	362	688
Opponents	342	314	656

2017-18 TEAM STATS

2017-18 Alabama Basketball
Alabama Overall Team Statistics (as of Feb 03, 2018)
All games

TEAM STATISTICS	UA	OPP
SCORING	1691	1590
Points per game	73.5	69.1
Scoring margin	+4.4	-
FIELD GOALS-ATT	596-1282	555-1356
Field goal pct	.465	.409
3 POINT FG-ATT	145-437	161-505
3-point FG pct	.332	.319
3-pt FG made per game	6.3	7.0
FREE THROWS-ATT	354-523	319-472
Free throw pct	.677	.676
F-Throws made per game	15.4	13.9
REBOUNDS	849	821
Rebounds per game	36.9	35.7
Rebounding margin	+1.2	-
ASSISTS	299	268
Assists per game	13.0	11.7
TURNOVERS	327	318
Turnovers per game	14.2	13.8
Turnover margin	-0.4	-
Assist/turnover ratio	0.9	0.8
STEALS	161	150
Steals per game	7.0	6.5
BLOCKS	140	74
Blocks per game	6.1	3.2
WINNING STREAK	1	-
Home win streak	0	-
ATTENDANCE	173438	79976
Home games-Avg/Game	13-13341	6-11205
Neutral site-Avg/Game	-	4-3186

Score by Periods	1st	2nd	Totals
Alabama	810	881	1691
Opponents	785	805	1590

2017-18 POINTS-REBOUNDS-ASSISTS

2017-18 Alabama Basketball
Alabama Points-Rebounds-Assists (as of Feb 03, 2018)
All games

Opponent	Date	Score	00 HALL,DONTA	01 NORRIS,RIL	02 SEXTON,COL	03 REESE,ALEX	04 GIDDENS,DA	05 JOHNSON JR	10 JONES,HERB
vs Memphis	11/10/17	82-70	w	11-11-3	DNP	DNP	8-9-3	0-1-0	13-2-0
LIPSCOMB	11/14/17	86-64	w	10-5-3	DNP	22-1-5	4-9-0	3-5-0	9-0-1
ALABAMA A&M	11/17/17	104-67	w	8-6-0	DNP	25-4-5	9-8-1	2-1-1	0-4-5
UT ARLINGTON	11/21/17	77-76	w	8-5-0	5-3-1	29-1-4	0-0-0	4-1-0	8-1-1
vs BYU	11/24/17	71-59	w	14-9-0	4-3-1	10-7-3	0-2-0	8-2-1	3-0-0
vs Minnesota	11/25/17	84-89	L	8-7-0	13-2-0	40-6-5	0-0-0	0-2-1	2-2-0
LOUISIANA TECH	11/29/17	77-74	w	15-7-0	4-4-1	22-5-3	2-3-0	0-2-0	2-1-1
UCF	12/3/17	62-65	L	20-4-1	4-3-1	7-4-3	3-1-0	4-3-0	2-0-0
RHODE ISLAND	12/6/17	68-64	w	13-14-2	2-2-1	11-4-0	DNP	12-6-0	4-0-0
at Arizona	12/9/17	82-88	L	15-12-0	6-2-1	30-0-2	DNP	8-2-0	0-0-1
vs Mercer	12/19/17	80-79	w	9-6-0	5-3-0	21-3-4	10-2-0	4-3-0	2-1-0
TEXAS	12/22/17	50-66	L	2-4-0	0-0-0	8-5-4	3-2-0	10-6-0	2-1-0
TEXAS A&M	12/30/17	79-57	w	17-6-1	DNP	16-3-2	0-1-0	2-2-0	2-3-0
at Vanderbilt	1/2/18	75-76	L	14-6-0	DNP	24-3-5	DNP	5-1-1	6-2-0
at Georgia	1/6/18	46-65	L	7-6-0	DNP	23-2-3	0-3-0	0-3-1	8-1-1
SOUTH CAROLINA	1/9/18	76-62	w	13-7-0	DNP	5-2-4	0-0-0	11-1-0	10-2-2
at LSU	1/13/18	74-66	w	DNP	DNP	15-7-3	9-3-0	2-2-0	5-0-0
AUBURN	1/17/18	76-71	w	2-5-0	DNP	DNP	7-3-0	3-2-0	2-1-1
MISSISSIPPI STATE	1/20/18	68-62	w	8-5-1	DNP	DNP	2-2-0	13-4-1	5-1-0
at Ole Miss	1/23/18	66-78	L	14-7-0	DNP	7-2-2	8-4-0	6-1-0	2-1-1
OKLAHOMA	1/27/18	80-73	w	9-7-2	DNP	18-3-2	3-0-2	4-9-0	4-0-0
MISSOURI	1/31/18	60-69	L	9-4-0	DNP	23-4-2	5-2-0	3-0-0	2-0-0
at Florida	2/3/18	68-50	w	14-11-0	DNP	17-8-6	DNP	0-0-0	10-2-2

Opponent	Date	Score	12 INGRAM,DAZ	15 BARNES,TYL	23 PETTY,JOHN	24 SCHAFFER,L	25 KEY,BRAXTO	30 SMITH,GALI	33 FULLER,LAN
vs Memphis	11/10/17	82-70	w	20-5-5	DNP	11-1-2	5-0-2	DNP	2-2-0
LIPSCOMB	11/14/17	86-64	w	13-7-5	DNP	14-6-3	0-0-0	DNP	5-4-0
ALABAMA A&M	11/17/17	104-67	w	10-6-4	DNP	30-4-1	3-0-4	DNP	7-3-1
UT ARLINGTON	11/21/17	77-76	w	6-4-1	DNP	8-2-2	DNP	DNP	2-0-0
vs BYU	11/24/17	71-59	w	13-3-3	DNP	16-1-1	DNP	DNP	0-0-0
vs Minnesota	11/25/17	84-89	L	4-2-3	DNP	5-2-0	DNP	DNP	10-8-0
LOUISIANA TECH	11/29/17	77-74	w	22-9-0	DNP	2-3-4	DNP	DNP	2-3-0
UCF	12/3/17	62-65	L	6-7-4	DNP	12-0-1	DNP	DNP	0-3-0
RHODE ISLAND	12/6/17	68-64	w	10-14-2	DNP	12-2-4	DNP	DNP	0-0-0
at Arizona	12/9/17	82-88	L	10-7-6	DNP	13-3-3	DNP	DNP	0-0-0
vs Mercer	12/19/17	80-79	w	11-8-1	DNP	18-4-3	DNP	0-4-2	DNP
TEXAS	12/22/17	50-66	L	6-8-3	DNP	14-2-1	DNP	2-4-1	2-1-0
TEXAS A&M	12/30/17	79-57	w	16-6-3	0-0-0	18-4-3	0-0-1	2-6-2	2-1-0
at Vanderbilt	1/2/18	75-76	L	9-6-2	DNP	2-1-1	DNP	9-6-3	0-0-0
at Georgia	1/6/18	46-65	L	DNP	DNP	3-0-1	0-0-0	1-5-1	0-3-0
SOUTH CAROLINA	1/9/18	76-62	w	4-3-2	DNP	15-4-3	DNP	7-6-5	6-4-0
at LSU	1/13/18	74-66	w	18-10-3	DNP	6-1-0	DNP	6-4-2	8-4-0
AUBURN	1/17/18	76-71	w	16-3-2	DNP	27-1-2	0-0-0	4-9-3	4-1-0
MISSISSIPPI STATE	1/20/18	68-62	w	7-8-6	DNP	9-4-4	DNP	16-5-4	2-3-0
at Ole Miss	1/23/18	66-78	L	10-8-5	DNP	3-2-3	DNP	7-5-3	2-1-0
OKLAHOMA	1/27/18	80-73	w	8-3-3	DNP	9-3-1	DNP	11-5-2	DNP
MISSOURI	1/31/18	60-69	L	10-4-1	DNP	5-1-1	0-0-0	1-3-1	2-3-0
at Florida	2/3/18	68-50	w	8-7-1	DNP	0-3-1	DNP	13-5-2	0-0-0

2017-18 TEAM GAME-BY-GAME

2017-18 Alabama Basketball
Alabama Team Game-by-Game (as of Feb 03, 2018)
All games

TEAM STATISTICS

Opponent	Date	Score		Total		3-Pointers		Free throws		Rebounds				pf	a	t/o	blk	stl	pts	avg
				fg-fga	pct	3fg-fga	pct	ft-fa	pct	off	def	tot	avg							
vs Memphis	11/10/17	82-70	W	26-57	.456	11-27	.407	19-28	.679	13	27	40	40.0	30	16	16	7	8	82	82.0
LIPSCOMB	11/14/17	86-64	W	34-57	.596	6-18	.333	12-32	.375	5	35	40	40.0	17	17	13	10	9	86	84.0
ALABAMA A&M	11/17/17	104-67	W	40-63	.635	16-27	.593	8-15	.533	13	34	47	42.3	20	25	15	6	3	104	90.7
UT ARLINGTON	11/21/17	77-76	W	27-53	.509	8-25	.320	15-24	.625	6	22	28	38.8	13	12	14	4	9	77	87.2
vs BYU	11/24/17	71-59	W	27-55	.491	5-13	.385	12-16	.750	8	26	34	37.8	19	12	9	6	6	71	84.0
vs Minnesota	11/25/17	84-89	L	27-58	.466	7-18	.389	23-32	.719	13	23	36	37.5	20	9	13	6	4	84	84.0
LOUISIANA TECH	11/29/17	77-74	W	24-54	.444	2-9	.222	27-37	.730	11	32	43	38.3	21	10	18	6	8	77	83.0
UCF	12/3/17	62-65	L	22-51	.431	3-13	.231	15-23	.652	8	20	28	37.0	16	14	15	8	8	62	80.4
RHODE ISLAND	12/6/17	68-64	W	21-47	.447	2-11	.182	24-39	.615	13	37	50	38.4	16	10	24	5	4	68	79.0
at Arizona	12/9/17	82-88	L	24-62	.387	10-24	.417	24-28	.857	9	21	30	37.6	27	15	8	2	5	82	79.3
vs Mercer	12/19/17	80-79	W	28-62	.452	6-28	.214	18-23	.783	14	23	37	37.5	21	12	13	8	6	80	79.4
TEXAS	12/22/17	50-66	L	21-61	.344	3-15	.200	5-9	.556	12	25	37	37.5	14	9	12	3	8	50	76.9
TEXAS A&M	12/30/17	79-57	W	26-58	.448	7-24	.292	20-24	.833	10	32	42	37.8	20	14	12	9	7	79	77.1
at Vanderbilt	1/2/18	75-76	L	26-52	.500	4-11	.364	19-22	.864	4	27	31	37.4	17	13	10	8	10	75	76.9
at Georgia	1/6/18	46-65	L	17-57	.298	4-23	.174	8-11	.727	6	25	31	36.9	18	7	12	6	8	46	74.9
SOUTH CAROLINA	1/9/18	76-62	W	30-51	.588	7-17	.412	9-14	.643	9	26	35	36.8	19	18	16	7	8	76	74.9
at LSU	1/13/18	74-66	W	25-57	.439	6-22	.273	18-18	1.000	12	28	40	37.0	20	8	19	4	8	74	74.9
AUBURN	1/17/18	76-71	W	25-51	.490	10-23	.435	16-25	.640	8	29	37	37.0	25	12	19	8	8	76	74.9
MISSISSIPPI STATE	1/20/18	68-62	W	25-60	.417	5-16	.313	13-23	.565	15	25	40	37.2	17	16	11	6	7	68	74.6
at Ole Miss	1/23/18	66-78	L	25-62	.403	6-21	.286	10-14	.714	16	20	36	37.1	21	17	11	2	6	66	74.2
OKLAHOMA	1/27/18	80-73	W	30-54	.556	8-19	.421	12-22	.545	9	28	37	37.1	11	15	17	12	8	80	74.4
MISSOURI	1/31/18	60-69	L	17-48	.354	5-20	.250	21-32	.656	7	20	27	36.6	19	6	11	3	7	60	73.8
at Florida	2/3/18	68-50	W	29-52	.558	4-13	.308	6-12	.500	11	32	43	36.9	12	12	19	4	6	68	73.5
Alabama		1691		596-1282	.465	145-437	.332	354-523	.677	232	617	849	36.9	433	299	327	140	161	1691	73.5
Opponents		1590		555-1356	.409	161-505	.319	319-472	.676	265	556	821	35.7	457	268	318	74	150	1590	69.1

Games played: 23
Points/game: 73.5
FG Pct: 46.5
3FG Pct: 33.2
FT Pct: 67.7

Rebounds/game: 36.9
Assists/game: 13.0
Turnovers/game: 14.2
Assist/turnover ratio: 0.9
Steals/game: 7.0
Blocks/game: 6.1

2017-18 OPPONENT GAME-BY-GAME

2017-18 Alabama Basketball
Alabama Opponent Game-by-Game (as of Feb 03, 2018)
All games

OPPONENT STATISTICS

Opponent	Date	Score		Total		3-Pointers		Free throws		Rebounds				pf	a	t/o	blk	stl	pts	avg
				fg-fga	pct	3fg-fga	pct	ft-fta	pct	off	def	tot	avg							
vs Memphis	11/10/17	82-70	W	23-60	.383	2-17	.118	22-36	.611	19	24	43	43.0	22	7	17	3	7	70	70.0
LIPSCOMB	11/14/17	86-64	W	23-70	.329	7-27	.259	11-19	.579	16	31	47	45.0	23	10	16	4	5	64	67.0
ALABAMA A&M	11/17/17	104-67	W	25-58	.431	8-15	.533	9-24	.375	8	15	23	37.7	11	10	10	0	7	67	67.0
UT ARLINGTON	11/21/17	77-76	W	31-60	.517	10-21	.476	4-7	.571	8	25	33	36.5	23	19	18	1	3	76	69.2
vs BYU	11/24/17	71-59	W	22-59	.373	4-17	.235	11-21	.524	13	21	34	36.0	21	15	11	3	3	59	67.2
vs Minnesota	11/25/17	84-89	L	30-66	.455	8-19	.421	21-27	.778	17	23	40	36.7	25	16	12	6	7	89	70.8
LOUISIANA TECH	11/29/17	77-74	W	24-65	.369	4-23	.174	22-30	.733	12	24	36	36.6	29	8	14	2	8	74	71.3
UCF	12/3/17	62-65	L	25-52	.481	7-15	.467	8-15	.533	10	27	37	36.6	19	15	20	3	8	65	70.5
RHODE ISLAND	12/6/17	68-64	W	25-71	.352	7-23	.304	7-11	.636	11	20	31	36.0	29	7	12	6	13	64	69.8
at Arizona	12/9/17	82-88	L	29-56	.518	8-16	.500	22-35	.629	12	31	43	36.7	21	17	12	3	2	88	71.6
vs Mercer	12/19/17	80-79	W	26-55	.473	10-28	.357	17-22	.773	9	23	32	36.3	21	14	16	0	7	79	72.3
TEXAS	12/22/17	50-66	L	24-54	.444	7-26	.269	11-14	.786	6	31	37	36.3	15	10	12	9	4	66	71.8
TEXAS A&M	12/30/17	79-57	W	21-69	.304	2-20	.100	13-20	.650	20	23	43	36.8	19	9	12	2	7	57	70.6
at Vanderbilt	1/2/18	75-76	L	23-54	.426	10-25	.400	20-26	.769	9	24	33	36.6	15	12	12	5	7	76	71.0
at Georgia	1/6/18	46-65	L	20-58	.345	9-29	.310	16-21	.762	14	35	49	37.4	16	15	13	5	8	65	70.6
SOUTH CAROLINA	1/9/18	76-62	W	19-53	.358	5-15	.333	19-25	.760	11	17	28	36.8	16	8	13	2	3	62	70.1
at LSU	1/13/18	74-66	W	21-52	.404	7-25	.280	17-22	.773	5	19	24	36.1	18	13	14	3	11	66	69.8
AUBURN	1/17/18	76-71	W	24-61	.393	9-26	.346	14-22	.636	12	23	35	36.0	21	11	14	4	9	71	69.9
MISSISSIPPI STATE	1/20/18	68-62	W	21-56	.375	7-23	.304	13-16	.813	13	25	38	36.1	20	5	16	1	7	62	69.5
at Ole Miss	1/23/18	66-78	L	26-52	.500	8-21	.381	18-24	.750	10	25	35	36.0	17	13	10	4	5	78	69.9
OKLAHOMA	1/27/18	80-73	W	29-71	.408	8-27	.296	7-9	.778	15	23	38	36.1	18	12	13	3	4	73	70.0
MISSOURI	1/31/18	60-69	L	25-47	.532	9-23	.391	10-15	.667	6	31	37	36.2	25	13	19	2	3	69	70.0
at Florida	2/3/18	68-50	W	19-57	.333	5-24	.208	7-11	.636	9	16	25	35.7	13	9	12	3	12	50	69.1
Opponents		1590		555-1356	.409	161-505	.319	319-472	.676	265	556	821	35.7	457	268	318	74	150	1590	69.1
Alabama		1691		596-1282	.465	145-437	.332	354-523	.677	232	617	849	36.9	433	299	327	140	161	1691	73.5

Games played: 23

Points/game: 69.1

FG Pct: 40.9

3FG Pct: 31.9

FT Pct: 67.6

Rebounds/game: 35.7

Assists/game: 11.7

Turnovers/game: 13.8

Assist/turnover ratio: 0.8

Steals/game: 6.5

Blocks/game: 3.2

2017-18 GAME COMPARISON

2017-18 Alabama Basketball
Alabama Team Game-by-Game Comparison (as of Feb 03, 2018)
All games

Opponent	1st	2nd	Score	Mar	Total FG	FG Pct	3-Pointers	3FG Pct	Free Throws	FT Pct	Rebounds	Assist	T/Over	Block	Steal	Fouls
Memphis	38/36	44/34	82-70	+12	26-57/23-60	.456/.383	11-27/2-17	.407/.118	19-28/22-36	.679/.611	40/43 (3)	16/7	16/17	7/3	8/7	30/22
LIPSCOMB	38/31	48/33	86-64	+22	34-57/23-70	.596/.329	6-18/7-27	.333/.259	12-32/11-19	.375/.579	40/47 (7)	17/10	13/16	10/4	9/5	17/23
ALABAMA A&M	51/22	53/45	104-67	+37	40-63/25-58	.635/.431	16-27/8-15	.593/.533	8-15/9-24	.533/.375	47/23 +24	25/10	15/10	6/0	3/7	20/11
UT ARLINGTON	41/46	36/30	77-76	+1	27-53/31-60	.509/.517	8-25/10-21	.320/.476	15-24/4-7	.625/.571	28/33 (5)	12/19	14/18	4/1	9/3	13/23
BYU	42/31	29/28	71-59	+12	27-55/22-59	.491/.373	5-13/4-17	.385/.235	12-16/11-21	.750/.524	34/34 -	12/15	9/11	6/3	6/3	19/21
Minnesota	29/41	55/48	84-89	(5)	27-58/30-66	.466/.455	7-18/8-19	.389/.421	23-32/21-27	.719/.778	36/40 (4)	9/16	13/12	6/6	4/7	20/25
LOUISIANA TECH	37/38	40/36	77-74	+3	24-54/24-65	.444/.369	2-9/4-23	.222/.174	27-37/22-30	.730/.733	43/36 +7	10/8	18/14	6/2	8/8	21/29
UCF	36/30	26/35	62-65	(3)	22-51/25-52	.431/.481	3-13/7-15	.231/.467	15-23/8-15	.652/.533	28/37 (9)	14/15	15/20	8/3	8/8	16/19
RHODE ISLAND	32/25	36/39	68-64	+4	21-47/25-71	.447/.352	2-11/7-23	.182/.304	24-39/7-11	.615/.636	50/31 +19	10/7	24/12	5/6	4/13	16/29
Arizona	40/38	42/50	82-88	(6)	24-62/29-56	.387/.518	10-24/8-16	.417/.500	24-28/22-35	.857/.629	30/43 (13)	15/17	8/12	2/3	5/2	27/21
Mercer	31/35	49/44	80-79	+1	28-62/26-55	.452/.473	6-28/10-28	.214/.357	18-23/17-22	.783/.773	37/32 +5	12/14	13/16	8/0	6/7	21/21
TEXAS	28/35	22/31	50-66	(16)	21-61/24-54	.344/.444	3-15/7-26	.200/.269	5-9/11-14	.556/.786	37/37 -	9/10	12/12	3/9	8/4	14/15
TEXAS A&M	35/28	44/29	79-57	+22	26-58/21-69	.448/.304	7-24/2-20	.292/.100	20-24/13-20	.833/.650	42/43 (1)	14/9	12/12	9/2	7/7	20/19
Vanderbilt	33/43	42/33	75-76	(1)	26-52/23-54	.500/.426	4-11/10-25	.364/.400	19-22/20-26	.864/.769	31/33 (2)	13/12	10/12	8/5	10/7	17/15
Georgia	24/44	22/21	46-65	(19)	17-57/20-58	.298/.345	4-23/9-29	.174/.310	8-11/16-21	.727/.762	31/49 (18)	7/15	12/13	6/5	8/8	18/16
SOUTH CAROLINA	40/33	36/29	76-62	+14	30-51/19-53	.588/.358	7-17/5-15	.412/.333	9-14/19-25	.643/.760	35/28 +7	18/8	16/13	7/2	8/3	19/16
LSU	32/30	42/36	74-66	+8	25-57/21-52	.439/.404	6-22/7-25	.273/.280	18-18/17-22	1000/.773	40/24 +16	8/13	19/14	4/3	8/11	20/18
AUBURN	30/33	46/38	76-71	+5	25-51/24-61	.490/.393	10-23/9-26	.435/.346	16-25/14-22	.640/.636	37/35 +2	12/11	19/14	8/4	8/9	25/21
MISSISSIPPI STATE	41/22	27/40	68-62	+6	25-60/21-56	.417/.375	5-16/7-23	.313/.304	13-23/13-16	.565/.813	40/38 +2	16/5	11/16	6/1	7/7	17/20
Ole Miss	31/41	35/37	66-78	(12)	25-62/26-52	.403/.500	6-21/8-21	.286/.381	10-14/18-24	.714/.750	36/35 +1	17/13	11/10	2/4	6/5	21/17
OKLAHOMA	41/35	39/38	80-73	+7	30-54/29-71	.556/.408	8-19/8-27	.421/.296	12-22/7-9	.545/.778	37/38 (1)	15/12	17/13	12/3	8/4	11/18
MISSOURI	33/35	27/34	60-69	(9)	17-48/25-47	.354/.532	5-20/9-23	.250/.391	21-32/10-15	.656/.667	27/37 (10)	6/13	11/19	3/2	7/3	19/25
Florida	27/33	41/17	68-50	+18	29-52/19-57	.558/.333	4-13/5-24	.308/.208	6-12/7-11	.500/.636	43/25 +18	12/9	19/12	4/3	6/12	12/13

Note: Game totals are displayed in the format TEAM/OPPONENT for each category

2017-18 ALABAMA GAME HIGHS

2017-18 Alabama Basketball
Alabama Team High/Low Analysis (as of Feb 03, 2018)
All games

Alabama - TEAM GAME HIGHS

POINTS	104	ALABAMA A&M (11/17/17)
	86	LIPSCOMB (11/14/17)
	84	vs Minnesota (11/25/17)
	82	at Arizona (12/9/17)
	82	vs Memphis (11/10/17)
FIELD GOALS MADE	40	ALABAMA A&M (11/17/17)
	34	LIPSCOMB (11/14/17)
FIELD GOAL ATTEMPTS	63	ALABAMA A&M (11/17/17)
	62	at Ole Miss (1/23/18)
	62	vs Mercer (12/19/17)
	62	at Arizona (12/9/17)
FIELD GOAL PERCENTAGE	.635 (40-63)	ALABAMA A&M (11/17/17)
	.596 (34-57)	LIPSCOMB (11/14/17)
3 PT FIELD GOALS MADE	16	ALABAMA A&M (11/17/17)
	11	vs Memphis (11/10/17)
3 PT FG ATTEMPTS	28	vs Mercer (12/19/17)
	27	ALABAMA A&M (11/17/17)
	27	vs Memphis (11/10/17)
3 PT FG PERCENTAGE	.593 (16-27)	ALABAMA A&M (11/17/17)
	.435 (10-23)	AUBURN (1/17/18)
FREE THROWS MADE	27	LOUISIANA TECH (11/29/17)
	24	at Arizona (12/9/17)
	24	RHODE ISLAND (12/6/17)
FREE THROW ATTEMPTS	39	RHODE ISLAND (12/6/17)
	37	LOUISIANA TECH (11/29/17)
FREE THROW PERCENTAGE	1.000 (18-18)	at LSU (1/13/18)
	.864 (19-22)	at Vanderbilt (1/2/18)
REBOUNDS	50	RHODE ISLAND (12/6/17)
	47	ALABAMA A&M (11/17/17)
ASSISTS	25	ALABAMA A&M (11/17/17)
	18	SOUTH CAROLINA (1/9/18)
STEALS	10	at Vanderbilt (1/2/18)
	9	UT ARLINGTON (11/21/17)
	9	LIPSCOMB (11/14/17)
BLOCKED SHOTS	12	OKLAHOMA (1/27/18)
	10	LIPSCOMB (11/14/17)
TURNOVERS	24	RHODE ISLAND (12/6/17)
	19	at Florida (2/3/18)
	19	AUBURN (1/17/18)
	19	at LSU (1/13/18)
FOULS	30	vs Memphis (11/10/17)
	27	at Arizona (12/9/17)

2017-18 OPPONENT GAME HIGHS

2017-18 Alabama Basketball
Alabama High/Low Analysis (as of Feb 03, 2018)
All games

Opponent - GAME HIGHS

POINTS	89	vs Minnesota (11/25/17)
	88	at Arizona (12/9/17)
	79	vs Mercer (12/19/17)
	78	at Ole Miss (1/23/18)
	76	at Vanderbilt (1/2/18)
	76	UT ARLINGTON (11/21/17)
FIELD GOALS MADE	31	UT ARLINGTON (11/21/17)
	30	vs Minnesota (11/25/17)
FIELD GOAL ATTEMPTS	71	OKLAHOMA (1/27/18)
	71	RHODE ISLAND (12/6/17)
FIELD GOAL PERCENTAGE	.532 (25-47)	MISSOURI (1/31/18)
	.518 (29-56)	at Arizona (12/9/17)
3 PT FIELD GOALS MADE	10	at Vanderbilt (1/2/18)
	10	vs Mercer (12/19/17)
	10	UT ARLINGTON (11/21/17)
3 PT FG ATTEMPTS	29	at Georgia (1/6/18)
	28	vs Mercer (12/19/17)
3 PT FG PERCENTAGE	.533 (8-15)	ALABAMA A&M (11/17/17)
	.500 (8-16)	at Arizona (12/9/17)
FREE THROWS MADE	22	at Arizona (12/9/17)
	22	LOUISIANA TECH (11/29/17)
	22	vs Memphis (11/10/17)
FREE THROW ATTEMPTS	36	vs Memphis (11/10/17)
	35	at Arizona (12/9/17)
FREE THROW PERCENTAGE	.813 (13-16)	MISSISSIPPI STATE (1/20/18)
	.786 (11-14)	TEXAS (12/22/17)
REBOUNDS	49	at Georgia (1/6/18)
	47	LIPSCOMB (11/14/17)
ASSISTS	19	UT ARLINGTON (11/21/17)
	17	at Arizona (12/9/17)
STEALS	13	RHODE ISLAND (12/6/17)
	12	at Florida (2/3/18)
BLOCKED SHOTS	9	TEXAS (12/22/17)
	6	RHODE ISLAND (12/6/17)
	6	vs Minnesota (11/25/17)
TURNOVERS	20	UCF (12/3/17)
	19	MISSOURI (1/31/18)
FOULS	29	RHODE ISLAND (12/6/17)
	29	LOUISIANA TECH (11/29/17)

2017-18 ALABAMA GAME LOWS

2017-18 Alabama Basketball
Alabama High/Low Analysis (as of Feb 03, 2018)
All games

Alabama - GAME LOWS

POINTS	46	at Georgia (1/6/18)
	50	TEXAS (12/22/17)
	60	MISSOURI (1/31/18)
	62	UCF (12/3/17)
	66	at Ole Miss (1/23/18)
FIELD GOALS MADE	17	at Georgia (1/6/18)
	17	MISSOURI (1/31/18)
FIELD GOAL ATTEMPTS	47	RHODE ISLAND (12/6/17)
	48	MISSOURI (1/31/18)
FIELD GOAL PERCENTAGE	.298 (17-57)	at Georgia (1/6/18)
	.344 (21-61)	TEXAS (12/22/17)
3 PT FIELD GOALS MADE	2	LOUISIANA TECH (11/29/17)
	2	RHODE ISLAND (12/6/17)
3 PT FG ATTEMPTS	9	LOUISIANA TECH (11/29/17)
	11	RHODE ISLAND (12/6/17)
	11	at Vanderbilt (1/2/18)
3 PT FG PERCENTAGE	.174 (4-23)	at Georgia (1/6/18)
	.182 (2-11)	RHODE ISLAND (12/6/17)
FREE THROWS MADE	5	TEXAS (12/22/17)
	6	at Florida (2/3/18)
FREE THROW ATTEMPTS	9	TEXAS (12/22/17)
	11	at Georgia (1/6/18)
FREE THROW PERCENTAGE	.375 (12-32)	LIPSCOMB (11/14/17)
	.500 (6-12)	at Florida (2/3/18)
REBOUNDS	27	MISSOURI (1/31/18)
	28	UT ARLINGTON (11/21/17)
	28	UCF (12/3/17)
ASSISTS	6	MISSOURI (1/31/18)
	7	at Georgia (1/6/18)
STEALS	3	ALABAMA A&M (11/17/17)
	4	vs Minnesota (11/25/17)
	4	RHODE ISLAND (12/6/17)
BLOCKED SHOTS	2	at Arizona (12/9/17)
	2	at Ole Miss (1/23/18)
TURNOVERS	8	at Arizona (12/9/17)
	9	vs BYU (11/24/17)
FOULS	11	OKLAHOMA (1/27/18)
	12	at Florida (2/3/18)

2017-18 OPPONENT GAME LOWS

2017-18 Alabama Basketball
Alabama High/Low Analysis (as of Feb 03, 2018)
All games

Opponent - GAME LOWS

POINTS	50	at Florida (2/3/18)
	57	TEXAS A&M (12/30/17)
	59	vs BYU (11/24/17)
	62	SOUTH CAROLINA (1/9/18)
	62	MISSISSIPPI STATE (1/20/18)
FIELD GOALS MADE	19	SOUTH CAROLINA (1/9/18)
	19	at Florida (2/3/18)
FIELD GOAL ATTEMPTS	47	MISSOURI (1/31/18)
	52	UCF (12/3/17)
	52	at LSU (1/13/18)
	52	at Ole Miss (1/23/18)
FIELD GOAL PERCENTAGE	.304 (21-69)	TEXAS A&M (12/30/17)
	.329 (23-70)	LIPSCOMB (11/14/17)
3 PT FIELD GOALS MADE	2	vs Memphis (11/10/17)
	2	TEXAS A&M (12/30/17)
3 PT FG ATTEMPTS	15	ALABAMA A&M (11/17/17)
	15	UCF (12/3/17)
	15	SOUTH CAROLINA (1/9/18)
3 PT FG PERCENTAGE	.100 (2-20)	TEXAS A&M (12/30/17)
	.118 (2-17)	vs Memphis (11/10/17)
FREE THROWS MADE	4	UT ARLINGTON (11/21/17)
	7	RHODE ISLAND (12/6/17)
	7	OKLAHOMA (1/27/18)
	7	at Florida (2/3/18)
FREE THROW ATTEMPTS	7	UT ARLINGTON (11/21/17)
	9	OKLAHOMA (1/27/18)
FREE THROW PERCENTAGE	.375 (9-24)	ALABAMA A&M (11/17/17)
	.524 (11-21)	vs BYU (11/24/17)
REBOUNDS	23	ALABAMA A&M (11/17/17)
	24	at LSU (1/13/18)
ASSISTS	5	MISSISSIPPI STATE (1/20/18)
	7	vs Memphis (11/10/17)
	7	RHODE ISLAND (12/6/17)
STEALS	2	at Arizona (12/9/17)
	3	UT ARLINGTON (11/21/17)
	3	vs BYU (11/24/17)
	3	SOUTH CAROLINA (1/9/18)
	3	MISSOURI (1/31/18)
BLOCKED SHOTS	0	ALABAMA A&M (11/17/17)
	0	vs Mercer (12/19/17)
TURNOVERS	10	ALABAMA A&M (11/17/17)
	10	at Ole Miss (1/23/18)
FOULS	11	ALABAMA A&M (11/17/17)
	13	at Florida (2/3/18)

2017-18 ALABAMA PLAYER GAME HIGHS

2017-18 Alabama Basketball
Alabama Player High/Low Analysis (as of Feb 03, 2018)
All games

Alabama - INDIVIDUAL GAME HIGHS

Points	40	Sexton, Collin vs Minnesota (11/25/17)
	30	Sexton, Collin at Arizona (12/9/17)
	30	Petty, John vs Alabama A&M (11/17/17)
	29	Sexton, Collin vs UT Arlington (11/21/17)
	27	Petty, John vs Auburn (1/17/18)
Field Goals Made	12	Sexton, Collin vs Minnesota (11/25/17)
	11	Sexton, Collin vs Alabama A&M (11/17/17)
Field Goal Att.	22	Sexton, Collin vs Minnesota (11/25/17)
	19	Sexton, Collin vs Louisiana Tech (11/29/17)
FG Pct (min 5 made)	1.000 (9-9)	Hall, Donta vs UCF (12/3/17)
	1.000 (7-7)	Hall, Donta at Florida (2/3/18)
	1.000 (6-6)	Hall, Donta at Vanderbilt (1/2/18)
	1.000 (5-5)	Giddens, Daniel vs South Carolina (1/9/18)
3-Point FG Made	10	Petty, John vs Alabama A&M (11/17/17)
	8	Petty, John vs Auburn (1/17/18)
3-Point FG Att.	13	Petty, John vs Auburn (1/17/18)
	13	Petty, John vs Alabama A&M (11/17/17)
3-Pt FG Pct (min 2 made)	1.000 (2-2)	Jones, Herbert vs Memphis (11/10/17)
	.769 (10-13)	Petty, John vs Alabama A&M (11/17/17)
Free Throws Made	15	Sexton, Collin at Arizona (12/9/17)
	13	Ingram, Dazon vs Louisiana Tech (11/29/17)
Free Throw Att.	17	Ingram, Dazon vs Louisiana Tech (11/29/17)
	16	Sexton, Collin at Arizona (12/9/17)
	16	Sexton, Collin vs Minnesota (11/25/17)
FT Pct (min 3 made)	1.000 (10-10)	Ingram, Dazon at LSU (1/13/18)
	1.000 (9-9)	Sexton, Collin vs Mercer (12/19/17)
	1.000 (7-7)	Sexton, Collin at Vanderbilt (1/2/18)
	1.000 (6-6)	Sexton, Collin at LSU (1/13/18)
	1.000 (4-4)	Ingram, Dazon at Ole Miss (1/23/18)
	1.000 (3-3)	Petty, John vs Missouri (1/31/18)
	1.000 (3-3)	Hall, Donta vs Texas A&M (12/30/17)
	1.000 (3-3)	Hall, Donta vs Louisiana Tech (11/29/17)
Rebounds	14	Ingram, Dazon vs Rhode Island (12/6/17)
	14	Hall, Donta vs Rhode Island (12/6/17)
Assists	6	Sexton, Collin at Florida (2/3/18)
	6	Ingram, Dazon vs Mississippi State (1/20/18)
	6	Ingram, Dazon at Arizona (12/9/17)
Steals	5	Jones, Herbert vs UCF (12/3/17)
	4	Jones, Herbert vs Auburn (1/17/18)
	4	Jones, Herbert vs South Carolina (1/9/18)
	4	Key, Braxton at Vanderbilt (1/2/18)
	4	Jones, Herbert vs UT Arlington (11/21/17)
	4	Reese, Alex vs Memphis (11/10/17)
Blocked Shots	8	Hall, Donta vs Oklahoma (1/27/18)
	5	Hall, Donta vs Memphis (11/10/17)
Turnovers	9	Sexton, Collin at LSU (1/13/18)
	5	Ingram, Dazon vs Auburn (1/17/18)
	5	Hall, Donta vs Rhode Island (12/6/17)
	5	Petty, John vs Rhode Island (12/6/17)
	5	Reese, Alex vs Alabama A&M (11/17/17)
Fouls	5	Jones, Herbert at Ole Miss (1/23/18)
	5	Jones, Herbert vs Auburn (1/17/18)
	5	Smith, Galin vs Auburn (1/17/18)

2017-18 OPPONENT PLAYER GAME HIGHS

2017-18 Alabama Basketball
 Alabama Opponent High/Low Analysis (as of Feb 03, 2018)
All games

OPPONENT INDIVIDUAL GAME HIGHS

Points	29		Ayton, Deandre at Arizona (12/9/17)
	26		MATEN, Yante at Georgia (1/6/18)
	25		Trier, Allonzo at Arizona (12/9/17)
	24		Burnett, Deandre at Ole Miss (1/23/18)
	24		Rivers, Demetre vs Mercer (12/19/17)
	24		Hervey, Kevin vs UT Arlington (11/21/17)
Field Goals Made	12		Ayton, Deandre at Arizona (12/9/17)
	9		MATEN, Yante at Georgia (1/6/18)
	9		CHILDS, Yoeli vs BYU (11/24/17)
	9		Hervey, Kevin vs UT Arlington (11/21/17)
Field Goal Att.	19		MATEN, Yante at Georgia (1/6/18)
	18		Ayton, Deandre at Arizona (12/9/17)
FG Pct (min 5 made)	1.000	(6-6)	TILMON, Jeremiah vs Missouri (1/31/18)
	1.000	(5-5)	Kabadyundi, Link vs UT Arlington (11/21/17)
3-Point FG Made	4		ROBERTSON, Kassius vs Missouri (1/31/18)
	4		Young, Trae vs Oklahoma (1/27/18)
	4		Burnett, Deandre at Ole Miss (1/23/18)
	4		Lamar Peters vs Mississippi State (1/20/18)
	4		BROWN, Bryce vs Auburn (1/17/18)
	4		MATEN, Yante at Georgia (1/6/18)
	4		Holland, Ria'n vs Mercer (12/19/17)
	4		MASON, Nate vs Minnesota (11/25/17)
	4		Neal, Erick vs UT Arlington (11/21/17)
	4		Hervey, Kevin vs UT Arlington (11/21/17)
3-Point FG Att.	11		BOYKINS, Jacobi vs Louisiana Tech (11/29/17)
	10		Lamar Peters vs Mississippi State (1/20/18)
3-Pt FG Pct (min 2 made)	1.000	(2-2)	ROBERSON, Jeff at Vanderbilt (1/2/18)
	.800	(4-5)	Burnett, Deandre at Ole Miss (1/23/18)
	.800	(4-5)	Hervey, Kevin vs UT Arlington (11/21/17)
Free Throws Made	14		Trier, Allonzo at Arizona (12/9/17)
	9		Rivers, Demetre vs Mercer (12/19/17)
Free Throw Att.	16		Trier, Allonzo at Arizona (12/9/17)
	10		Rivers, Demetre vs Mercer (12/19/17)
	10		BRACEY, Daquan vs Louisiana Tech (11/29/17)
FT Pct (min 3 made)	1.000	(8-8)	BOYKINS, Jacobi vs Louisiana Tech (11/29/17)
	1.000	(6-6)	LYNCH, Reggie vs Minnesota (11/25/17)
	1.000	(4-4)	Davis, Terence at Ole Miss (1/23/18)
	1.000	(4-4)	Q Weatherspoon vs Mississippi State (1/20/18)
	1.000	(4-4)	Matt Coleman vs Texas (12/22/17)
	1.000	(3-3)	Allen, KeVaughn at Florida (2/3/18)
	1.000	(3-3)	BOOKER, Frank vs South Carolina (1/9/18)
	1.000	(3-3)	HAMMONDS, Rayshaun at Georgia (1/6/18)
	1.000	(3-3)	Duane Wilson vs Texas A&M (12/30/17)
	1.000	(3-3)	Mohamed Bamba vs Texas (12/22/17)
	1.000	(3-3)	GARRETT, Jarvis vs Rhode Island (12/6/17)
Rebounds	18		Ayton, Deandre at Arizona (12/9/17)
	14		MURPHY, Jordan vs Minnesota (11/25/17)
Assists	12		Neal, Erick vs UT Arlington (11/21/17)
	8		Young, Trae vs Oklahoma (1/27/18)
	8		ALLEN, Terrell vs UCF (12/3/17)
	8		MCBRAYER, Dupree vs Minnesota (11/25/17)
Steals	4		Chiozza, Chris at Florida (2/3/18)
	4		JACKSON II, William at Georgia (1/6/18)


0 Donta Hall
JUNIOR

F • 6-9 • 232 • Luverne, Ala.
Luverne HS

1 Riley Norris
SENIOR

G/F • 6-7 • 210 • Albertville, Ala.
Albertville HS

2 Collin Sexton
FRESHMAN

G • 6-3 • 190 • Mableton, Ga.
Pebblebrook HS

3 Alex Reese
FRESHMAN

F • 6-9 • 250 • Pelham, Ala.
Pelham HS

4 Daniel Giddens
SOPHOMORE

F • 6-11 • 247 • Mableton, Ga.
Oak Hill Academy/Ohio State

5 Avery Johnson Jr.
JUNIOR

G • 5-11 • 187 • Houston, Texas
Plano West HS/Texas A&M

10 Herbert Jones
FRESHMAN

G • 6-7 • 200 • Greensboro, Ala.
Hale County HS

11 Tevin Mack
JUNIOR

G/F • 6-6 • 223 • Columbia, S.C.
Dreher HS/Texas

12 Dazon Ingram
SOPHOMORE

G • 6-5 • 207 • Theodore, Ala.
Theodore HS

15 Tyler Barnes
FRESHMAN

F • 6-7 • 200 • Louisville, Ky.
St. Xavier HS

22 Ar'Mond Davis
SENIOR

G • 6-6 • 202 • Tacoma, Wash.
Foss HS/Southern Idaho CC

23 John Petty
FRESHMAN

G • 6-5 • 195 • Huntsville, Ala.
Mae Jemison HS

24 Lawson Schaffer
JUNIOR

G • 5-11 • 168 • Cullman, Ala.
Cullman HS

25 Braxton Key
SOPHOMORE

F • 6-8 • 225 • Charlotte, N.C.
Oak Hill Academy

30 Galin Smith
FRESHMAN

F • 6-9 • 235 • Clinton, Miss.
Clinton HS

Avery Johnson
HEAD COACH

3rd Season
Southern, 1988

John Pelphey
ASSOC. COACH

2nd Season
Kentucky, 1991

Antoine Pettway
ASST. COACH

10th Season
Alabama, 2004

Yasir Rosemond
ASST. COACH

1st Season
Oregon, 2003

Colton Houston
DIR. OF OPS

8th Season
Harvard, 2004