



2017-18 MEN'S BASKETBALL GAME NOTES

Ole Miss Athletics Communications | 908 All-American Dr. | University, MS 38677 | 662-915-7031

MBB Contact: Adam Kuffner | kuffner@olemiss.edu | 662-816-0497 (c)

Web: OleMissSports.com, OleMissHoops.com | **Twitter:** @OleMissSports, @OleMissMBB

Facebook: Facebook.com/OleMissSports, Facebook.com/OleMissMBB | **Blog:** OleMissSports.com/Blog

2017-18 SCHEDULE

Date	Opponent [TV]	Time/Result
11/5	NORTH ALABAMA (Ex.) [SECN+]	W, 94-53
11/10	LOUISIANA [SECN+]	W, 94-76
11/13	EASTERN KENTUCKY [SECN+]	W, 85-75
11/17	GEORGIA STATE [SECN+]	W, 77-72
11/20	vs. NR/RV Utah^ [AT&T SportsNet]	L, 74-83
11/22	vs. Rice^ [ESPN2]	W, 79-62
11/28	SOUTH DAKOTA STATE [SECN+]	L, 97-99 (OT)
12/2	NR/RV VIRGINIA TECH [SECN+]	L, 80-83 (OT)
12/9	at Middle Tennessee [Stadium]	L, 58-77
12/13	SAM HOUSTON STATE [SECN+]	W, 82-69
12/16	ILLINOIS STATE [SEC Network]	L, 97-101 (OT)
12/19	TEXAS A&M-CORPUS CHRISTI [SECN]	W, 85-63
12/22	BRADLEY [SECN+]	W, 82-59
12/31	SOUTH CAROLINA* [ESPN2]	W, 74-69
1/3	at Georgia* [SEC Network]	L, 60-71
1/6	RV/NR MISSISSIPPI STATE* [SEC Network]	W, 64-58
1/9	at #22/24 Auburn* [ESPN2]	L, 70-85
1/13	RV/RV FLORIDA* [CBS]	W, 78-72
1/16	at Texas A&M* [SEC Network]	L, 69-71
1/20	at Arkansas* [SEC Network]	L, 93-97
1/23	NR/RV ALABAMA* [SEC Network]	W, 78-66
1/27	at Texas% [ESPN2]	L, 72-85
1/30	#11/13 AUBURN* [SEC Network]	L, 70-79
2/3	at #18/19 Tennessee* [SEC Network]	L, 61-94
2/6	MISSOURI* [SEC Network]	L, 69-75
2/10	at LSU* [ESPN2]	L, 66-82
2/13	ARKANSAS [SEC Network]	L, 64-75
2/17	at Mississippi State* [SEC Network]	7:30 p.m.
2/20	at Missouri* [ESPN2]	8 p.m.
2/24	TENNESSEE* [SEC Network]	12 p.m.
2/28	at Kentucky* [ESPN2]	6 p.m.
3/3	VANDERBILT* [SEC Network]	7:30 p.m.
3/7-3/11	SEC Tournament&	TBA

* SEC Game | Ranking: AP/USA TODAY | All Times CT

^ MGM Resorts Main Event (Las Vegas)

% Big 12/SEC Challenge

& SEC Tournament (St. Louis, Mo.)



Mississippi State

BULLDOGS

(18-8, 6-7 SEC)

Head Coach: Ben Howland

Career: 449-247/22nd

At MSU: 48-41/3rd

GAME 27

Date: Saturday, February 17, 2018

Time: 7:30 p.m. CT

Location: Starkville, Miss.

Arena: Humphrey Coliseum (10,575)

Television: SEC Network

Mike Morgan, play-by-play

Dane Bradshaw, analyst

Radio: Ole Miss IMG Sports Network

David Kellum, play-by-play

Marc Dukes, analyst

Live Audio: OleMissSports.com

Live Video: WatchESPN.com

Series: MSU leads 142-115

Last Meeting: January 6, 2018

Ole Miss won 64-58

Oxford, Miss.



Ole Miss

REBELS

(11-15, 4-9 SEC)

Head Coach: Andy Kennedy

Career: 266-168/13th

At OM: 245-155/12th

TIPOFF TIDBITS

- Ole Miss will be playing on the road for the fifth consecutive weekend.
- The Rebels and the Bulldogs are the SEC's most-played rivalry, having met 257 times.
- Ole Miss has won eight of the last nine matchups against MSU, which is the Rebels' best streak against the Bulldogs since winning eight straight from 1980-83.
- The Rebels beat MSU 64-58 earlier this season with the help of 37 combined points between **Deandre Burnett** and **Breein Tyree**; Burnett and Tyree average 15.7 ppg apiece in the rivalry.
- **Andy Kennedy** is 13-11 versus MSU; his 13 wins are the most by any Ole Miss head coach against the Bulldogs.
- Ole Miss is one of two SEC teams to have a .500-or-better SEC record in each of the last six seasons.
- **Deandre Burnett** averages 20.8 ppg in the Rebels' SEC wins.
- Four Rebels are averaging double figures in conference play (**Deandre Burnett**-14.8 ppg, **Bruce Stevens**-11.2 ppg, **Terence Davis**-11.2 ppg, **Breein Tyree**-10.8 ppg).
- Ole Miss has five wins versus RPI top 100 teams; the Rebels had three during all of last season.
- The Rebels are 10-5 when shooting over 30 percent from beyond the arc.
- Ole Miss is one of six teams nationwide to have at least 15 different starting lineups this season.
- Guards are accounting for 70.7 percent of the Rebels' scoring.
- Head coach **Andy Kennedy** announced Monday that he will step down at the end of the season.
- Ole Miss is in the 12th season of the **Andy Kennedy** era; Kennedy, the Dean of the SEC, is the winningest coach in school history with 245 victories. With 102 SEC wins, he is one of only 23 coaches all-time with 100 SEC victories.
- **Andy Kennedy** coached his 400th game as Ole Miss head coach Tuesday, becoming the 11th man in SEC history to coach 400 games at one school.
- The Rebels posted conference records over .500 in each of the last three seasons, the first time they have done that since 1936-1938.
- Ole Miss is multiple games under .500 for the first time since the end of the 2005-06 season, right before **Andy Kennedy** became head coach; the Rebels are four games under .500 for the first time since 1996.

PROJECTED OLE MISS STARTERS



G | 1 | DEANDRE BURNETT
6-2 | 192 | Sr. | Miami Gardens, Fla.

PTS	REB	AST	STL	FG%	FT%
14.8	2.2	4.2	0.6	40.3	80.3



G | 5 | MARKEL CRAWFORD
6-4 | 210 | Gr. | Memphis, Tenn.

PTS	REB	AST	STL	FG%	FT%
9.8	3.7	2.2	1.2	39.7	75.9



G | 3 | TERENCE DAVIS
6-4 | 201 | Jr. | Southaven, Miss.

PTS	REB	AST	STL	FG%	FT%
13.3	6.5	2.1	1.0	40.5	71.8



F | 12 | BRUCE STEVENS
6-8 | 252 | Jr. | Louin, Miss.

PTS	REB	BLK	STL	FG%	FT%
10.1	4.7	1.2	0.6	52.9	73.7



F | 2 | MARCANVIS HYMON
6-7 | 220 | Sr. | Memphis, Tenn.

PTS	REB	BLK	STL	FG%	FT%
4.7	5.2	0.7	0.8	55.4	47.5









OLE MISS STYLE GUIDE

NAME

Ole Miss (preferred)
University of Mississippi
~~Mississippi~~

NICKNAME

Rebels

0		DEVONTAE SHULER 6-2 192 Fr. Irmo, S.C. Major: Journalism	<table><tr><th>PTS</th><th>REB</th><th>AST</th><th>STL</th><th>FG%</th><th>FT%</th></tr><tr><td>6.7</td><td>2.9</td><td>1.1</td><td>1.2</td><td>36.2</td><td>72.2</td></tr></table>	PTS	REB	AST	STL	FG%	FT%	6.7	2.9	1.1	1.2	36.2	72.2	LAST GAME: Scored three points and grabbed one rebound NOTES: Leads the team in steals (31) ... Five games with at least three steals ... Scored a career-high 19 points vs. South Dakota St. (Nov. 28) ... His 14 points in his debut was the most by a Rebel freshman in a season opener since 2007
PTS	REB	AST	STL	FG%	FT%											
6.7	2.9	1.1	1.2	36.2	72.2											
1		DEANDRE BURNETT 6-2 192 Sr. Miami Gardens, Fla. Major: General Studies	<table><tr><th>PTS</th><th>REB</th><th>AST</th><th>STL</th><th>FG%</th><th>FT%</th></tr><tr><td>14.8</td><td>2.2</td><td>4.2</td><td>0.6</td><td>40.3</td><td>80.3</td></tr></table>	PTS	REB	AST	STL	FG%	FT%	14.8	2.2	4.2	0.6	40.3	80.3	LAST GAME: Scored a game-high 24 points, tying his season high NOTES: Averages 20.8 ppg in SEC wins ... Leads team in assists (4.2 per game) and FT shooting (.803) ... 84.9 percent free throw shooter for his career (310 of 365), on pace for fifth in school history ... 1,109 career points (914 at Ole Miss, 195 at Miami)
PTS	REB	AST	STL	FG%	FT%											
14.8	2.2	4.2	0.6	40.3	80.3											
2		MARCANVIS HYMON 6-7 220 Sr. Memphis, Tenn. Major: General Studies	<table><tr><th>PTS</th><th>REB</th><th>AST</th><th>BLK</th><th>FG%</th><th>FT%</th></tr><tr><td>4.7</td><td>5.2</td><td>0.7</td><td>0.8</td><td>55.4</td><td>47.5</td></tr></table>	PTS	REB	AST	BLK	FG%	FT%	4.7	5.2	0.7	0.8	55.4	47.5	LAST GAME: Played in his 100th game as a Rebel ... Four points and eight rebounds NOTES: Second on the team in blocks (22) ... Recorded his third career double-double in the season opener, tallying 12 points and pulling down 13 boards ... 93 career blocks (team-high 40 last season), 10th all-time in school history
PTS	REB	AST	BLK	FG%	FT%											
4.7	5.2	0.7	0.8	55.4	47.5											
3		TERENCE DAVIS 6-4 201 Jr. Southaven, Miss. Major: General Studies	<table><tr><th>PTS</th><th>REB</th><th>AST</th><th>BLK</th><th>FG%</th><th>FT%</th></tr><tr><td>13.3</td><td>6.5</td><td>2.1</td><td>1.0</td><td>40.5</td><td>71.8</td></tr></table>	PTS	REB	AST	BLK	FG%	FT%	13.3	6.5	2.1	1.0	40.5	71.8	LAST GAME: Scored six points and pulled down a career-high 13 rebounds NOTES: Six 20-point games this season ... Scored 30 points at Arkansas (Jan. 20) ... Has scored double digits in 32 of 41 games dating back to last season ... 2nd team Preseason All-SEC ... Scored 1.8 ppg as a freshman, 14.9 ppg as a sophomore
PTS	REB	AST	BLK	FG%	FT%											
13.3	6.5	2.1	1.0	40.5	71.8											
4		BREEIN TYREE 6-2 192 So. Somerset, N.J. Enrolled in the College of Liberal Arts	<table><tr><th>PTS</th><th>REB</th><th>AST</th><th>STL</th><th>FG%</th><th>FT%</th></tr><tr><td>9.5</td><td>2.2</td><td>2.7</td><td>0.7</td><td>38.0</td><td>70.0</td></tr></table>	PTS	REB	AST	STL	FG%	FT%	9.5	2.2	2.7	0.7	38.0	70.0	LAST GAME: Scored six points on a pair of 3s ... Added three rebounds NOTES: Averaging 10.8 ppg in SEC play ... Tied his career high with 24 points at Auburn (Jan. 9), also making a career-high four 3s ... Scored all 16 of his points in the second half in the win over MSU (Jan. 6) ... Vice-Chair of the SEC Basketball Leadership Council
PTS	REB	AST	STL	FG%	FT%											
9.5	2.2	2.7	0.7	38.0	70.0											
5		MARKEL CRAWFORD 6-4 210 Gr. Memphis, Tenn. Major: Criminal Justice	<table><tr><th>PTS</th><th>REB</th><th>AST</th><th>STL</th><th>FG%</th><th>FT%</th></tr><tr><td>9.8</td><td>3.7</td><td>2.2</td><td>1.2</td><td>39.7</td><td>75.9</td></tr></table>	PTS	REB	AST	STL	FG%	FT%	9.8	3.7	2.2	1.2	39.7	75.9	LAST GAME: Scored 17 points in a season-high 39 minutes NOTES: Leads team in minutes (29.7 per game) ... 1,017 career points (761 at Memphis, 256 at Ole Miss) ... Season-high 19 points vs. South Dakota St. (Nov. 28) ... Transferred from Memphis, where he led the Tigers with 42 3-pointers last year
PTS	REB	AST	STL	FG%	FT%											
9.8	3.7	2.2	1.2	39.7	75.9											
10		ANTONIO MORGANO 5-10 165 R-Fr. Morgantown, W. Va. Major: Political Science	<table><tr><th>PTS</th><th>REB</th><th>AST</th><th>STL</th><th>FG%</th><th>FT%</th></tr><tr><td>0.0</td><td>0.0</td><td>0.0</td><td>0.0</td><td>--</td><td>--</td></tr></table>	PTS	REB	AST	STL	FG%	FT%	0.0	0.0	0.0	0.0	--	--	LAST GAME: Did not play NOTES: Made his Rebel debut, playing the final minute in the win over Bradley (Dec. 22) ... Walk-on who redshirted last season ... As a high school senior, named honorable mention all-state, leading team to a 27-0 record and Class AAA State Championship
PTS	REB	AST	STL	FG%	FT%											
0.0	0.0	0.0	0.0	--	--											
11		ERIC HORN 6-7 185 So. Los Gatos, Calif. Major: General Business	<table><tr><th>PTS</th><th>REB</th><th>BLK</th><th>STL</th><th>FG%</th><th>FT%</th></tr><tr><td>0.0</td><td>1.0</td><td>0.0</td><td>0.0</td><td>--</td><td>--</td></tr></table>	PTS	REB	BLK	STL	FG%	FT%	0.0	1.0	0.0	0.0	--	--	LAST GAME: Did not play NOTES: Made his Rebel debut, playing the final minute in the win over Bradley (Dec. 22) ... Walk-on who played one season at Cuesta College ... Averaged 2.8 points and 4.1 rebounds over 27 games ... Has traveled to China for service work
PTS	REB	BLK	STL	FG%	FT%											
0.0	1.0	0.0	0.0	--	--											
12		BRUCE STEVENS 6-8 252 Jr. Louin, Miss. Major: General Studies	<table><tr><th>PTS</th><th>REB</th><th>AST</th><th>BLK</th><th>FG%</th><th>FT%</th></tr><tr><td>10.1</td><td>4.7</td><td>1.2</td><td>0.6</td><td>52.9</td><td>73.7</td></tr></table>	PTS	REB	AST	BLK	FG%	FT%	10.1	4.7	1.2	0.6	52.9	73.7	LAST GAME: Recorded four points, five rebounds and two steals in 15 minutes NOTES: Has had three 20-point games this season ... Tallied 22 points in the win over Florida (Jan. 13) ... Has started 14 games, averaging 12.2 ppg in those contests ... Scored a career-high 27 points (13 of 16 from the line) vs. Illinois St. (Dec. 16)
PTS	REB	AST	BLK	FG%	FT%											
10.1	4.7	1.2	0.6	52.9	73.7											
13		DOMINIK OLEJNICZAK 7-0 255 So. Torun, Poland Major: General Studies	<table><tr><th>PTS</th><th>REB</th><th>BLK</th><th>STL</th><th>FG%</th><th>FT%</th></tr><tr><td>4.3</td><td>2.8</td><td>0.6</td><td>0.5</td><td>54.4</td><td>62.5</td></tr></table>	PTS	REB	BLK	STL	FG%	FT%	4.3	2.8	0.6	0.5	54.4	62.5	LAST GAME: Played nine minutes, going 0 of 1 from the floor NOTES: Has started 11 games at center ... Scored a career-high 16 points at Texas (Jan. 27) ... Recorded his first career double-double (10 points, 10 rebounds) against Auburn (Jan. 9) ... Redshirted last season after transferring from Drake
PTS	REB	BLK	STL	FG%	FT%											
4.3	2.8	0.6	0.5	54.4	62.5											
20		D.C. DAVIS 5-11 175 Jr. Purvis, Miss. Major: General Studies	<table><tr><th>PTS</th><th>REB</th><th>AST</th><th>STL</th><th>FG%</th><th>FT%</th></tr><tr><td>1.0</td><td>0.2</td><td>0.2</td><td>0.2</td><td>50.0</td><td>50.0</td></tr></table>	PTS	REB	AST	STL	FG%	FT%	1.0	0.2	0.2	0.2	50.0	50.0	LAST GAME: Did not play NOTES: Made his first career field goal at Tennessee (Feb. 3), a three for a career high in points ... Earned his first career start in the win over Texas A&M-Corpus Christi (Dec. 19), recording one point, one steal and one assist ... Has played in five games
PTS	REB	AST	STL	FG%	FT%											
1.0	0.2	0.2	0.2	50.0	50.0											
22		KARLIS SILINS 6-11 245 R-Fr. Riga, Latvia Major: Psychology	<table><tr><th>PTS</th><th>REB</th><th>BLK</th><th>STL</th><th>FG%</th><th>FT%</th></tr><tr><td>--</td><td>--</td><td>--</td><td>--</td><td>--</td><td>--</td></tr></table>	PTS	REB	BLK	STL	FG%	FT%	--	--	--	--	--	--	LAST GAME: Did not play due to injury NOTES: Out indefinitely after re-injuring his left knee and undergoing surgery ... Played in eight games but earned a medical redshirt after suffering an ACL injury in December and missing the remainder of last season
PTS	REB	BLK	STL	FG%	FT%											
--	--	--	--	--	--											
24		LANE BELOW 6-1 185 Sr. Advance, Mo. Major: General Studies	<table><tr><th>PTS</th><th>REB</th><th>AST</th><th>STL</th><th>FG%</th><th>FT%</th></tr><tr><td>0.0</td><td>0.0</td><td>0.0</td><td>0.0</td><td>--</td><td>--</td></tr></table>	PTS	REB	AST	STL	FG%	FT%	0.0	0.0	0.0	0.0	--	--	LAST GAME: Did not play NOTES: Played the final minute in the win over Bradley (Dec. 22) ... Began the season as a walk-on but was awarded a scholarship in January ... Played in four games averaging 0.5 points in 1.5 minutes per game last year, his first season as a Rebel
PTS	REB	AST	STL	FG%	FT%											
0.0	0.0	0.0	0.0	--	--											
34		ILYA TYRTYSHNIK 6-3 185 Fr. Kiev, Ukraine Major: Sport & Recreation Management	<table><tr><th>PTS</th><th>REB</th><th>AST</th><th>STL</th><th>FG%</th><th>FT%</th></tr><tr><td>0.0</td><td>0.7</td><td>0.0</td><td>0.0</td><td>0.0</td><td>--</td></tr></table>	PTS	REB	AST	STL	FG%	FT%	0.0	0.7	0.0	0.0	0.0	--	LAST GAME: Did not play NOTES: Has appeared in the final minutes of three games ... Rated one of the top guard prospects in the 2017 class by Eurohopes Scouting Service ... Played in the FIBA U20 European Championships this past summer in Crete, Greece
PTS	REB	AST	STL	FG%	FT%											
0.0	0.7	0.0	0.0	0.0	--											
50		JUSTAS FURMANAVICIUS 6-7 210 Sr. Kaunas, Lithuania Major: General Studies	<table><tr><th>PTS</th><th>REB</th><th>BLK</th><th>STL</th><th>FG%</th><th>FT%</th></tr><tr><td>3.2</td><td>3.2</td><td>0.7</td><td>0.5</td><td>43.3</td><td>76.0</td></tr></table>	PTS	REB	BLK	STL	FG%	FT%	3.2	3.2	0.7	0.5	43.3	76.0	LAST GAME: Pulled down five rebounds and added a steal in 20 minutes NOTES: Has started six games ... Hit a career-high five 3s and tied his career high in points (15) vs. Texas A&M-Corpus Christi (Dec. 19) ... Ranks third on the team with 18 blocks ... Has played in every game since he arrived on campus (62 games)
PTS	REB	BLK	STL	FG%	FT%											
3.2	3.2	0.7	0.5	43.3	76.0											

CAREER RECORD AS A HEAD COACH:

266-168 (.613 winning pct. / 13 Seasons)

RECORD AS OLE MISS' HEAD COACH:

245-155 (.613 winning pct. / 12 Seasons)

COACHING HONORS

2013 SEC Coach of the Year (NBCSports.com)
 2009 Clair Bee National Coach of the Year Finalist
 2007 SEC Coach of the Year (Associated Press)
 2006 BIG EAST Coach of the Year (CBS Sportsline, New York Post)
 2004 One of nation's "Top 10 Assistant Coaches" (Athlon)
 2004 One of nation's "Top 20 Recruiters" (Rivals.com)

**COACHING CAREER**

Season	School	Position	Record/Postseason
1994-95	So. Alabama	Assistant Coach	8-15
1996-97	UAB	Assistant Coach	18-14/NIT
1997-98	UAB	Assistant Coach	21-12/NIT
1998-99	UAB	Assistant Coach	20-12/NCAA
1999-00	UAB	Assistant Coach	14-14
2000-01	UAB	Assistant Coach	17-14
2001-02	Cincinnati	Asst. Coach/Recruiting Coordinator	31-4/NCAA
2002-03	Cincinnati	Asst. Coach/Recruiting Coordinator	17-12/NCAA
2003-04	Cincinnati	Asst. Coach/Recruiting Coordinator	25-7/NCAA
2004-05	Cincinnati	Assoc. Head Coach/Recruiting Coord.	25-8/NCAA
2005-06	Cincinnati	Interim Head Coach	21-13/NIT Quarters
2006-07	Ole Miss	Head Coach	21-13/NIT
2007-08	Ole Miss	Head Coach	24-11/NIT Semi
2008-09	Ole Miss	Head Coach	16-15
2009-10	Ole Miss	Head Coach	24-11/NIT Semi
2010-11	Ole Miss	Head Coach	20-14/NIT
2011-12	Ole Miss	Head Coach	20-14/NIT
2012-13	Ole Miss	Head Coach	27-9/NCAA 3rd Rd
2013-14	Ole Miss	Head Coach	19-14
2014-15	Ole Miss	Head Coach	21-13/NCAA 2nd Rd
2015-16	Ole Miss	Head Coach	20-12
2016-17	Ole Miss	Head Coach	22-14/NIT Quarters
2017-18	Ole Miss	Head Coach	11-15

PLAYING CAREER

1982-84 Two-time All-State selection at Winston Academy (Louisville, Miss.)
 1983 State Champions
 1984-86 Two-time All-State selection at Louisville HS
 1986 Parade All-American, Mississippi Player of the Year
 1986-87 Freshman at North Carolina State, coached by Jim Valvano
 1987 ACC Tournament Champions
 1988-91 Three-year letterman at UAB, coached by Gene Bartow
 1991 Honorable Mention All-America Selection (Basketball Times)
 Two-time All-Sun Belt Conference (1990, 1991)
 School's 2nd all-time leading scorer (1,787 points)
 Still holds more than 15 school records, including season average of 21.8 ppg
 1990 Sun Belt Conference Champions, NCAA Tournament
 1989 NIT Final Four
 1991-94 Played professionally in the NBA (Charlotte) and in Greece, Spain, Holland and Puerto Rico

EDUCATION: Bachelor of Arts in History, UAB 1991**KENNEDY MAKING HIS MARK AT OLE MISS**

- The all-time winningest coach in Ole Miss history
- Two-time SEC Coach of the Year (2007, '13)
- 2013 SEC Tournament Title
- 2013 NCAA Third Round
- 2015 NCAA Second Round
- Two SEC Western Division Titles (2007, '10)
- Two NIT Final Four appearances (2008, '10)
- Eight postseason berths (2007, '08, '10, '11, '12, '13, '15, '17)
- Tied the school record with 27 wins in 2013.
- Nine 20+ win seasons (2007 - 21, '08 - 24, '10 - 24, '11 - 20, 12 - 20, '13-27, '15-21, '16-20, '17-22)
- Ole Miss was the only team in the SEC recognized by the NCAA in 2011-12 season for being in the top-10 percent of teams in the men's basketball Academic Progress Rate.
- More postseason wins (11) than any coach in program history.
- Reached 100 wins faster than any coach in school history (158 games).
- First coach to lead Ole Miss to 11-straight winning seasons.
- Led Rebels to nine 20-plus win seasons in first 11 years and program recorded seven such seasons in first 96 years. Also, first coach to lead Ole Miss to four consecutive 20-win seasons.
- The Rebels have been nationally ranked a total of 18 weeks during Kennedy's tenure, rising as high as 14th.
- Has coached the school's all-time leading rebounder, shot blocker and 3-point FG shooter.
- Boasts the fifth-most wins in SEC history by a coach in his first 12 years in the league with one school at 245 trailing just Billy Donovan, Florida (285), Joe B. Hall, Kentucky (279), Wimp Sanderson, Alabama (265) and Rick Stansbury, Mississippi State (255).
- One of 23 coaches in SEC history with 100 wins in SEC regular season games.
- First coach in SEC history to post 11 straight winning seasons after taking over a program with four consecutive losing seasons.
- Ole Miss has led the SEC in scoring at just under 75.0 ppg in the 11 seasons under Kennedy.
- One of nine active head coaches who have coached at least 11 years without a losing season.
- Ole Miss and Kentucky are the only two programs in the SEC to have finished .500 or better in the conference each of the last six seasons.
- Ole Miss has had eight seasons with a .500 or better record in SEC in each Kennedy's 11 years, while the Rebels had 17 such seasons in the 96 years before his arrival.
- Fifth coach in SEC history to guide his teams to 20+ wins in nine of his first 11 seasons. The others: Billy Donovan (Florida), Joe B. Hall (Kentucky), Nolan Richardson (Arkansas) and Tubby Smith (Georgia/Kentucky).
- Fourth coach in SEC history with 45 or more wins in his first two seasons at a league school. The others: Tubby Smith (63 at Kentucky, 45 at Georgia), Eddie Sutton (50 at Kentucky) and Bruce Pearl (46 at Tennessee).
- Ole Miss season and single-game attendance records have been shattered.
- Ole Miss led the SEC in scoring (77.2) for the first time in school history in 2012-13.
- Ole Miss team statistical records in nearly every offensive category and some defensive categories have been established, as well as many individual records.
- Ole Miss is third in the SEC behind Florida and Kentucky for the most All-SEC selections in the last 11 years (16).
- In 2007-08, Ole Miss set school records for longest winning streak and most wins to start a season.
- In 2006-07, Ole Miss won the most games (21) by a first-year Rebel head coach and received SEC Coach of the Year honors.



SUCCESS UNDER AK



ALL-TIME WINNINGEST COACH IN OLE MISS HISTORY (234)

Has averaged 21.3 wins per seasons over his 11 seasons after the program had only won 21 or more games three times in the program's history prior to AK's arrival (96 seasons)

RANKS
18TH -IN- **SEC**
HISTORY THRU
234 TOTAL WINS

4TH-MOST WINS IN SEC HISTORY BY A COACH IN HIS FIRST 11 YEARS IN THE LEAGUE AT ONE SCHOOL

1. Billy Donovan (Florida)	261	<div></div>
2. Joe B. Hall (Kentucky)	250	<div></div>
3. Wimp Sanderson (Alabama)	239	<div></div>
4. Andy Kennedy (Ole Miss)	234	<div></div>

ONLY COACH IN **SEC** HISTORY

to post 11 consecutive winning seasons after taking over a program coming off four straight losing seasons

ONE OF FIVE COACHES IN **SEC** HISTORY

to have recorded 20 wins or more 9 times in 11 seasons. (Billy Donovan, Tubby Smith, Nolan Richardson, Joe B. Hall)

ONE OF EIGHT ACTIVE HEAD COACHES

with 12 or more consecutive winning seasons to start career:

Jim Boeheim	<div></div>	41
Roy Williams	<div></div>	29
Tom Izzo	<div></div>	22
Mark Few	<div></div>	18
Jamie Dixon	<div></div>	14
Sean Miller	<div></div>	13
Andy Kennedy	<div></div>	12
Dave Rose	<div></div>	12

ONE OF 20 PROGRAMS IN THE COUNTRY

to finish in the top 100 RPI for 11 consecutive seasons:



IN THE MIDST OF SIX STRAIGHT SEASONS

(2011-17) OF FINISHING .500 OR BETTER IN **SEC** PLAY

Only Ole Miss and Kentucky have accomplished this feat.

2X COACH OF THE YEAR **SEC**



2013 SEC TOURNAMENT CHAMPION

16 ALL-**SEC** SELECTIONS




2 NIT FINAL FOUR APPEARANCES

2 **SEC** WEST DIVISION TITLES (2007, 2010)

33 SCHOOL RECORDS

(16 team, 17 individual)



NO DETAIL WAS OVERLOOKED. WITH FANS ON TOP OF THE ACTION AND TECHNOLOGY IN EVERY CORNER, IT'S THE PERFECT NEW ARENA. NO ONE IN COLLEGE BASKETBALL INCREASED THEIR HOME COURT ADVANTAGE MORE THAN THE REBELS. — TOM HART, ESPN

🏆 SEASON ATTENDANCE
RECORD OF 7,993 IN 2014-15

🏆 TOP-10 HIGHEST SINGLE-GAME ATTENDANCE
MARKS ALL DURING KENNEDY ERA

🏆 PROGRAM-RECORD SIX STRAIGHT SEC SELLOUT
GAMES DURING THE 2012-13 SEASON

OLE MISS QUICK FACTS

Name ...Ole Miss (The University of Mississippi)

Nickname Rebels

Location Oxford, Mississippi

Founded November 6, 1848

Enrollment 23,780

School Colors Cardinal Red and Navy Blue

Mascot Rebel

Chancellor Dr. Jeffrey S. Vitter

Faculty Representative Dr. Ron Rychlak

Athletics Director Ross Bjork

Conference Southeastern (SEC)

2016-17 Record 22-14

SEC Record/Finish 10-8/t-5th SEC

Postseason NIT Quarterfinals

Lettermen Returning/Lost 7/5

Starters Returning/Lost 4/1

Newcomers 8

MEDIA SERVICES

CREDENTIALS

Please contact the Athletics Communications Office for game credentials. Requests for credentials should be emailed to Adam Kuffner (kuffner@olemiss.edu) and will be limited to working members of the media. Credentials will be held at the will-call table located at the media entrance on the southwest corner of The Pavilion at Ole Miss.

Priority will be given to media representatives that cover Ole Miss Basketball on a regular basis. Credentials are non-transferable. Unauthorized use is strictly prohibited.

INTERVIEW POLICY

All interview requests — coaches and players — **MUST** be coordinated through the Communications Office. During the week, head coach Andy Kennedy and Rebel players will generally be available for interviews at the Tuohy Center before practice on Mondays, unless arranged otherwise. Please email or text your player requests to Adam Kuffner by 5 p.m. of the day prior to interviews. There will be no gameday player interviews until after the game.

PRACTICE POLICY

Ole Miss Basketball practices and walk-throughs are closed to the public and the media.

WEEKLY TELECONFERENCE

The Southeastern Conference conducts a bi-weekly Monday morning teleconference with all 14 men's basketball head coaches beginning in January and running through the end of the season. Coach Kennedy is on the teleconference at 11:10 a.m. CT.

PARKING

Media parking is located in the garage or at the Ole Miss Track Complex. Media members should request parking in advance. Media members that attend practices, press conferences and other on-campus events during the week should make arrangements with campus parking by visiting [olemiss.edu/parking/media.html](#).

POSTGAME INTERVIEWS

Both team locker rooms are CLOSED to the media following the game, by facility policy. Visiting coach and player interviews will address the media in the media workroom following a cooling off period approximately 10 minutes after the game. Ole Miss head coach Andy Kennedy and selected Ole Miss players will address the media following the visiting team.

OPPORTUNITIES REMAIN

So far this season, Ole Miss has earned five victories over RPI top 100 teams, including two over opponents ranked in the top 50. Comparing to last year's run to the NIT Quarterfinals, Ole Miss had only three top 100 wins. With five regular season games remaining, the Rebels still have opportunities in front of them. Three of the five games left come against teams in the top 25 of the RPI, including two on the road.

SCOUTING MSU

MSU enters Saturday's rivalry contest with an 18-8 record, including 6-7 in the SEC, following back-to-back road losses to Missouri and Vanderbilt by a combined five points. Allowing only 66.8 ppg, the Bulldogs lead the SEC in scoring defense. Holding opponents to a 40.6 field goal percentage, MSU ranks 26th in the nation. Three Bulldogs are averaging double figures, led by junior guard Quindary Weatherspoon (14.7 ppg). His brother, Nick, ranks third on the team in scoring at 11.2 ppg. Along with shooting 43.1 percent (28 of 65) from beyond the arc and pulling down 6.8 rebounds per game, forward Aric Holman averages 11.3 ppg. Abdul Ado adds a team-high 50 blocks to go along with 8.1 ppg. Ben Howland is in his third season as MSU's head coach. His 22nd season as a head coach, Howland's previous stops include Northern Arizona (1995-99), Pittsburgh (2000-03) and UCLA (2004-13).

COMPARING THE TEAMS		
Statistic	Ole Miss	MSU
Scoring Offense	76.1	74.6
Scoring Defense	76.8	66.8
Scoring Margin	-0.8	+7.8
Field Goal Pct.	.426	.469
Opp. Field Goal Pct.	.432	.406
3-Point Pct.	.329	.302
Opp. 3-Point Pct.	.357	.329
Free Throw Pct.	.727	.681
Rebounds Per Game	38.0	37.4
Opp. Rebounds Per Game	38.3	33.9
Rebound Margin	-0.3	+3.5
Assists Per Game	14.8	13.5
Turnovers Per Game	11.3	13.2
Opp. Turnovers Per Game	12.1	14.0
Turnover Margin	+0.7	+0.7
Steals Per Game	6.1	6.8
Blocks Per Game	4.2	5.4

SERIES HISTORY

The Bulldogs are Ole Miss' most-played opponent, having met 257 times on the hardwood, which is also the SEC's most-played rivalry. Mississippi State holds a 142-115 lead in the series, which began in 1914, but the Rebels have won eight of the last nine matchups, the best streak against the Bulldogs since winning eight straight from 1980-83. During the stretch, Ole Miss has averaged 79.1 ppg while only giving up 69.9 ppg. The Rebels have won two of the past three meetings in Starkville. Head coach **Andy Kennedy** is 13-11 against MSU in his career and has coached the Rebels to wins in eight of the last nine meetings. No Ole Miss coach has more wins over Mississippi State than Kennedy. B.L. "Country" Graham (1950-62) and Ed Walker (1931-35) had 10 wins apiece against the Bulldogs.

OLE MISS REBEL ROSTER

No.	Name	Pos.	Ht.	Wt.	Yr.	Hometown (High School/Other School)
0	Devontae Shuler	G	6-2	192	Fr.	Irmo, S.C. (Oak Hill Academy)
1	Deandre Burnett	G	6-2	192	Sr.	Miami Gardens, Fla. (Miami (Fla.))
2	Marcanvis Hymon	F	6-7	220	Sr.	Memphis, Tenn. (Whitehaven)
3	Terence Davis	G	6-4	201	Jr.	Southaven, Miss. (Southaven)
4	Breein Tyree	G	6-2	192	So.	Somerset, N.J. (St. Joseph HS)
5	Markel Crawford	G	6-4	210	Gr.	Memphis, Tenn. (Memphis)
10	Antonio Morgano	G	5-10	165	R-Fr.	Morgantown, W. Va. (Morgantown)
11	Eric Horn	F	6-7	185	So.	Los Gatos, Calif. (Cuesta College)
12	Bruce Stevens	F	6-8	252	Jr.	Louin, Miss. (Jones County JC)
13	Dominik Olejniczak	C	7-0	255	So.	Torun, Poland (Drake)
20	D.C. Davis	G	5-11	175	Jr.	Purvis, Miss. (Jones County JC)
22	Karlís Silins	F	6-11	245	R-Fr.	Riga, Latvia (WEF Skola)
24	Lane Below	G	6-1	185	Sr.	Advance, Mo. (Three Rivers CC)
34	Ilya Tyrtyschnik	G	6-3	185	Fr.	Kiev, Ukraine (GBA Prague)
50	Justas Furmanavicius	F	6-7	210	Sr.	Kaunas, Lithuania (Three Rivers CC)

Head Coach:

Andy Kennedy (UAB, 1991), 12th Year

Assistant Coaches:

Tony Madlock (Memphis, 1991), Fourth Year

Todd Abernethy (Ole Miss, 2007), Fourth Year

Rahim Lockhart (Ole Miss, 2001), First Year

Coordinator of Basketball Operations: James Hark

Coordinator of Video Services: Nathan Dye

PRONUNCIATIONS

Lane **BELOW** buh-LOO

JUSTAS FURMANAVICIUS YOO-stuss fur-mah-NAH-vih-chuss

MARCANVIS Hymon Mar-CAN-vis

DOMINIK OLEJNICZAK DAH-mih-nick oh-la-NEE-chak

DEVONTAE Shuler duh-VON-tay

KARLIS SILINS KAR-lis SHILL-insh

Ilya **TYRTYSHNIK** ter-TEESH-nick

LAST TIME WE MET

Behind a stifling 1-3-1 zone defense and 16 second-half points from **Breein Tyree**, Ole Miss erased a nine-point deficit in the final eight minutes to continue its winning ways against Mississippi State. The Rebels outscored the Bulldogs 20-5 over the final 7:40 to claim a 64-58 victory Saturday afternoon (Jan. 6) at The Pavilion. The win was the Ole Miss' eighth over MSU in the past nine meetings of the in-state rivalry, and it also gave head coach **Andy Kennedy** his 100th SEC victory. This game was no work of art as the Rebels trailed by as many as 13 points. However, the defense stepped up as the Rebels held every MSU player to single digits in points, the first time they kept every opposing player out of double figures since Nov. 11, 2001 (vs. UL-Monroe). **Deandre Burnett** led all scorers with 21 points. Ole Miss shot 21 of 62 (33.9 percent) from the field, its lowest field goal percentage in a victory since March 8, 2014 versus Vanderbilt (33.3 percent).

RISING UP IN THE RIVALRY

Deandre Burnett and **Breein Tyree** have come to play in all three of their games against Mississippi State, averaging 15.7 ppg versus the Bulldogs. Burnett chipped in 16 points, five assists and a career-high four steals in his first taste of the rivalry last season, an 88-61 route in The Pavilion (Jan. 31, 2017). It marked the largest margin of victory over MSU for the Rebels since 1951. In Starkville (Feb. 21, 2017), Tyree led the Rebels with a career-high 24 points as Ole Miss pulled away from Mississippi State in overtime 87-82. Fast forward to this season, the duo combined for 37 of the Rebels' 64 points (57.8 percent) in a 64-58 victory (Jan. 6). Burnett tallied a game-high 21 points. Tyree scored all 16 of his points in the second half. He scored seven of the Rebels' final 11 points, including four in the final minute of play, to complete the comeback.

UNFAMILIAR TERRITORY

During the **Andy Kennedy** era, expectations for Ole Miss Basketball have been raised due to the success under the Louisville, Mississippi native. The Rebels have averaged more than 21 wins per season under Kennedy's watch, posting nine 20-win seasons after the program recorded only seven 20-win seasons in the 96 years prior to his arrival. Kennedy has led Ole Miss to two of the program's five NCAA Tournament victories. With eight of the school's 20 postseason appearances under Kennedy's guidance, winning has become the norm which is why the Rebels are in unfamiliar waters at this point of the season. Ole Miss is multiple games under .500 for the first time since the conclusion of the 2005-06 season, right before Kennedy arrived in Oxford. The Rebels are four games under .500 for the first time since Jan. 20, 1996 when they were 5-9 through the first half of the season.

THE END OF AN ERA

After 12 years of leading the Ole Miss basketball program, **Andy Kennedy** will step down as head coach at the conclusion of the 2017-18 season, it was announced Monday. "I have been truly blessed to have been given the opportunity to be a head coach in the Southeastern Conference in my home state for 12 years," said Kennedy. "I also know that it is time for a new voice and a new vision for this program moving forward. With that said, at the end of this season I will be stepping down in my role as the head coach of Ole Miss. I appreciate Ross (Bjork) and the working relationship that we have, which allows us to talk candidly and frankly that now is the time to move the program forward." In his 12th season in Oxford, Kennedy holds a 245-155 record as coach of the Rebels. With 11 postseason wins, eight postseason berths, nine 20-win seasons, two NCAA Tournament appearances, two NIT Final Fours, two SEC West titles and an SEC Tournament Championship, the two-time SEC Coach of the Year will leave Ole Miss as the winningest coach in program history. Averaging more than 21 wins per season, Kennedy ranks 18th in SEC history with 245 victories.

ANOTHER AK MILESTONE

On Tuesday against Arkansas, **Andy Kennedy** coached his 400th game as head coach of the Rebels. He became the 11th coach in SEC history to coach 400 games at one school. See complete list below:

1. Adolph Rupp (Kentucky) - 1,065
2. Dale Brown (LSU) - 749
3. Billy Donovan (Florida) - 653
4. Harry Rabenhorst (LSU) - 604
5. Kevin Stallings (Vanderbilt) - 552
6. Hugh Durham (Georgia) - 512
7. Rick Stansbury (MSU) - 459
8. Norm Sloan (Florida) - 424
9. Roy Skinner (Vanderbilt) - 413
10. Hank Crisp (Alabama) - 401
11. **Andy Kennedy (Ole Miss) - 400**

TRIO CONSIDERED FOR HOWELL TROPHY

Three Rebels are being considered for the Howell Trophy, awarded to the most outstanding college basketball player in the state of Mississippi. **Deandre Burnett** (14.8 ppg), **Terence Davis** (13.3 ppg) and **Bruce Stevens** (10.1 ppg) are Ole Miss players to watch for the annual trophy given out by the Mississippi Sports Hall of Fame. An Ole Miss Rebel has won the Howell Trophy each of the past five seasons, beginning with Marshall Henderson in 2013. Jarvis Summers took home the award in 2014 before Stefan Moody earned the honor in back-to-back seasons. Last year, double-double machine Sebastian Saiz won the Howell Trophy. The award is named in honor of the legendary Bailey Howell who spent

BY THE NUMBERS

The Rebels' record is ...

- Overall. 11-15
- SEC Games 4-9
- Streak L6
- Overtime 0-3
- Home Overall (SEC) 10-6 (4-3)
- Road Overall (SEC) 0-8 (0-6)
- Neutral Games (SEC) 1-1 (0-0)
- vs. Ranked Opponents. 0-3

- Day Games 4-6
- Night Games (6 p.m. or later) 7-9
- November Games 4-2
- December Games 4-3
- January Games 3-6
- February Games 0-4
- March Games 0-0

- Monday Games 1-1
- Tuesday Games 2-6
- Wednesday Games 2-1
- Thursday Games 0-0
- Friday Games 3-0
- Saturday Games 2-7
- Sunday Games 1-0

- Red Jerseys 2-3
- Navy Jerseys 0-5
- White Jerseys 6-6
- Grey Jerseys 3-1

Rebels' record when ...

- Leading at the half 7-3
- Tied at the half 1-1
- Behind at the half 3-11

- Scores 90 points or more 1-3
- Scores 80-89 points 4-1
- Scores 70-79 points 5-4
- Scores less than 70 points 1-7

- Out-rebounds opponent 6-6
- Out-rebounded by opponent 5-9
- Ties opponents in rebounds 0-0

- Shoots 50 percent or better 4-1
- Shoots between 40-49 percent 6-7
- Shoots under 40 percent 1-7
- Shoots 30 percent or better from 3-pt. 10-5
- Shoots under 30 percent from 3-pt. 1-10
- Shoots 70 percent or better from FT line 7-10
- Shoots 60-69 percent from FT line 3-4
- Shoots under 60 percent from FT line 1-1
- Opp. shoots 50 percent or better 1-5
- Opp. shoots 40-49 percent 4-9
- Opp. shoots under 40 percent 6-1
- Opp. shoots 30 percent or better from 3-pt. 8-13
- Opp. shoots under 30 percent from 3-pt. 3-2
- Commits 15 turnovers or more 2-3
- Commits less than 15 turnovers 9-12
- Forces 15 turnovers or more 2-3
- Forces less than 15 turnovers 9-12
- Has less (or same) turnovers than opp. 7-9

OLE MISS IN SEC/NCAA STATS

	SEC	NCAA	Category (as of 2/15/18)
Ole Miss	3	67	3PT FG Attempts (645)
Ole Miss	2	46	Assist/Turnover Ratio (1.3)
Ole Miss	11	69	Blocks Per Game (4.2)
Ole Miss	4	44	Fewest Turnovers (295)
Ole Miss	6	72	FT Attempts (567)
Ole Miss	5	62	FT Made (412)
Ole Miss	3	47	Offensive Rebounds (12.1)
Ole Miss	11	68	Total Blocks (110)
Ole Miss	4	68	Total Rebounds (987)
Ole Miss	5	66	Rebounds Per Game (38.0)
Ole Miss	3	34	Turnovers (11.3)
Burnett	6	89	FT Attempts (147)
Burnett	7	69	FT Made (118)

SEC STATS

	SEC	Category (as of 2/17/18)
Ole Miss	5	Scoring Offense (76.1)
Ole Miss	14	Scoring Defense (76.8)
Ole Miss	13	Scoring Margin (-0.8)
Ole Miss	7	FT% (.727)
Ole Miss	13	FG% (.426)
Ole Miss	11	FG% Defense (.432)
Ole Miss	11	3PT FG% (.329)
Ole Miss	12	3PT FG% Defense (.357)
Ole Miss	5	Rebounding Offense (38.0)
Ole Miss	14	Rebounding Defense (38.3)
Ole Miss	11	Rebounding Margin (-0.3)
Ole Miss	11	Blocks (4.2)
Ole Miss	5	Assists (14.8)
Ole Miss	8	Steals (6.1)
Ole Miss	7	Turnover Margin (+0.7)
Ole Miss	2	Assist/Turnover Ratio (1.3)
Ole Miss	3	Offensive Rebounds (12.1)
Ole Miss	8	Defensive Rebounds (25.8)
Ole Miss	13	D. Rebounding% (.688)
Ole Miss	9	O. Rebounding% (.313)
Ole Miss	5	3PT FG Made (8.2)
Burnett	12	Scoring (14.8)
T. Davis	12	Rebounding (6.5)
Burnett	5	Assists (4.2)
Shuler	10	Steals (1.2)
Burnett	7	Assist/Turnover Ratio (2.0)
T. Davis	8	Defensive Rebounds (4.9)

12 seasons in the NBA and is in the Naismith Memorial Basketball Hall of Fame.

COLD SHOOTING DOOMS REBELS IN LOSS TO RAZORBACKS

A rough night shooting the basketball wrote another chapter in a frustrating season for Ole Miss as it fell to Arkansas 75-64 Tuesday night at The Pavilion. Ole Miss jumped out to an early 18-13 lead behind nine early points from **Deandre Burnett**. The senior guard finished with 24 points on 6 of 15 shooting, tying a season high. **Markel Crawford** added 17 points, and **Terence Davis** had a career-high 13 rebounds for the Rebels. Arkansas began to defend better over the course of the last eight minutes of the half and took a 34-23 lead into halftime. The deficit was trimmed in the early minutes of the second half. A 6-0 spurt from Burnett cut it to two at 36-34, despite the Rebels being just 9 of 37 from the field at the time. A **Devontae Shuler** triple cut the game to one point at 53-52 with just under nine minutes left, but Arkansas sealed the game with a 20-1 run over the next five minutes.

REBELS GO DOWN ON THE BAYOU

Ole Miss used a 13-3 run to bring the game to a 37-37 standstill at the half, but a strong start to the second half by LSU helped the Tigers claim an 82-66 victory on its home floor Saturday afternoon. **Deandre Burnett** and **Bruce Stevens** recorded 16 points apiece to pace the Rebels, while **Breein Tyree** added 10 points off the bench. Duop Reath posted a game-high 26 points on 10 of 12 shooting to lead LSU. While Ole Miss controlled the boards 40-36, the Tigers dominated the paint 44-22.

RELYING ON THE THREE

Ole Miss has relied on the long ball this season, making 8.2 threes per game (fifth in the SEC). The Rebels are 10-5 when they shoot over 30 percent from beyond the arc. When Ole Miss shoots under 30 percent from long distance, its record is 1-10.

GREEN LIGHT GUARDS

Andy Kennedy has proven to develop guards during his time at Ole Miss. Over Kennedy's 11 seasons in Oxford, 12 guards have earned All-SEC accolades to rank third among conference teams. This season, the depth at guard shows in terms of scoring. Ole Miss guards have accounted for 70.7 percent of the Rebels' points. Five of the top six scorers on the team are guards led by **Deandre Burnett** (14.8 ppg), **Terence Davis** (13.3 ppg), **Markel Crawford** (9.8 ppg) and **Breein Tyree** (9.5 ppg). Freshman **Devontae Shuler** adds 6.7 ppg (sixth on team).

FINDING THE RIGHT FIVE

With more depth than last year's squad, head coach **Andy Kennedy** has experimented with starting lineups to try to find the best starting five. Through 26 games, the Rebels have sent out 15 different starting lineups. Ole Miss is one of six teams nationally that has had at least 15 different starting lineups this season. Ten Rebels have started at least one game this season, and only six teams nationwide have had at least 10 different players start at any point of the year.

DON'T FORGET ABOUT DRE

A first team preseason all-conference selection, senior **Deandre Burnett** is embracing his role as a leader. Burnett is averaging a team-high 14.8 ppg, while also leading the Rebels with 4.2 assists per game (fifth in the SEC). Not only does he pace Ole Miss in assists, but Burnett takes care of the ball by ranking seventh in the SEC in assist/turnover ratio (2.0). In the Rebels' conference wins, he is averaging 20.8 ppg. The Miami Gardens, Florida, native tallied team highs in points (18) and assists (6) in a victorious SEC opener versus South Carolina (Dec. 31). Against Mississippi State (Jan. 6), Burnett scored 13 in the first half to keep Ole Miss in the game before he finished with 21 to help his squad rally to victory. After missing the previous game at Auburn with the flu, Burnett returned to the court and recorded 20 points versus Florida (Jan. 13). He tallied a season-high 24 points to lead the Rebels to a win over Alabama (Jan. 23) before matching that output versus Arkansas on Tuesday. As an 84.9 percent shooter at the line for his career, Burnett is on pace to finish as the fifth-best free throw shooter in Ole Miss history. Last season, his first as a Rebel, Burnett averaged a team-high 16.5 ppg and finished fifth in the SEC in both free throw percentage (.881) and three-point percentage (.376). Finishing eighth in the league in scoring, Burnett reached double figures in 26 of 33 games, including 10 20-plus performances and a career-high 41-point output (Nov. 18, 2016 vs. Oral Roberts). He also shared the rock, providing 104 assists throughout the season (3.2 apg). A transfer from Miami, where he scored 195 points, Burnett went over 1,000 points for his career versus Alabama (Jan. 23). He scored the first five points of the game, all in the first minute, to reach the historic mark. Since then, Burnett increased his total to 1,109 (914 at Ole Miss).

TD SCORING

After a breakout sophomore season last year, averaging 14.9 points per game after only providing 1.8 points per game as a freshman (largest increase in scoring among any returning player in the conference), **Terence Davis** has become a go-to scorer for Ole Miss. The Southaven, Mississippi, native has scored in double figures in 32 of the last 41 games dating back to last season. Averaging 13.3 ppg, Davis has already reached the 20-point plateau six times, including last week's matchup versus Missouri (Feb. 6). At Arkansas (Jan. 20), he poured in 30 points on 10 of 15 shooting, scoring at least 30 points for the third time in his career; it was the most points scored by a Rebel this

season. Davis recorded 21 in the season opener versus Louisiana (Nov. 10) before putting up 24 in a win over Georgia State one week later (Nov. 17). Against South Dakota State (Nov. 28), Davis scored 20 of his team-high 22 points in the second half. He tallied 25 versus Bradley (Dec. 22). He has also showcased his skills on the defensive end, leading the team in blocks (26) and ranking third in steals (20). As a sophomore last year, Davis ranked fourth in the league in field goal percentage (.482) and recorded 20+ points in six different games. He became a playmaker on both sides of the floor, leading the Rebels with 50 steals as well.

TYREE STEPS UP IN SEC PLAY

Sophomore **Breelin Tyree** enjoys playing SEC opponents. As a freshman last year, he averaged 7.3 ppg throughout the season but increased his scoring output to 9.3 ppg in conference play. This year has been no different. Tyree scored 8.3 ppg in non-conference play before bumping the scoring average to 10.8 ppg through the first 13 games of the SEC slate. On the road versus Georgia (Jan. 3), Tyree came off the bench and scored a team-high 17 points with the help of making 3 of 4 from long distance. Versus Mississippi State (Jan. 6), Tyree led the Rebels' comeback by scoring all 16 of his points in the second half. Trailing by as many as 11 in the second half, Ole Miss ended the game on a 20-5 run. Tyree scored seven of the team's final 11 points, including two buckets in the final minute to help the Rebels maintain the lead. At No. 22 Auburn (Jan. 9), Tyree tied his career high with a game-best 24 points. He knocked down a career-high four three-pointers and went 6 of 6 at the free throw line.

BIG BRUCE'S BREAKOUT

When he's inserted into the starting lineup, junior college transfer **Bruce Stevens** puts together his best performances as a Rebel. Coming off the bench in 12 games, Stevens has scored a total of 91 points (7.6 ppg). In 14 starts, he is averaging 12.2 ppg. At Texas A&M (Jan. 16), Stevens made a career-high nine field goals on his way to a 20-point output to go along with nine rebounds, another mark that tied his personal best. In the win over Florida (Jan. 13), the Louin, Mississippi, native tallied a team-high 22 points on 8 of 13 shooting. Stevens was unstoppable versus Illinois State (Dec. 16), posting a career-high 27 points that included going 7 of 9 from the floor and 13 of 16 from the free throw line. Stevens has made 52 of his last 66 free throws (78.8 percent) to increase his season percentage to .737.

MARKEL MAKING HIS MARK

As a graduate transfer, **Markel Crawford** is making his mark in his only season as a Rebel. The Memphis product has started 19 games and leads the team in minutes per game (29.7). He is second on the team in steals (30) and averages 9.8 ppg. Last week against Missouri, the guard has tallied 11 points to go along with career highs in assists (6) without committing a turnover. He also matched his career high with five steals, putting together a five-steal game for the second time this season. Crawford tallied 17 points in three SEC games, including victories over South Carolina (Dec. 31) and Florida (Jan. 13). He added 15 points to help Ole Miss take down Alabama (Jan. 23). Against South Dakota State (Nov. 28), Crawford scored 19 points, his most as a Rebel, on 7 of 11 shooting. Scoring 761 points at Memphis to go along with 256 points this season, he has 1,017 for his career. Crawford went 4 for 4 at the charity stripe against LSU on Saturday to reach 1,000.

SHULER'S STATEMENT

A 4-star guard out of perennial powerhouse Oak Hill Academy, there was a lot of hype surrounding **Devontae Shuler** entering the season. The freshman has made an immediate impact by averaging 6.7 ppg in 19.7 minutes per game and swiping a team-high 31 steals. Against South Dakota State (Nov. 28), he recorded a career-high 19 points on 8 of 14 shooting to go along with a team-high three steals. In his debut, Shuler recorded 14 points in 16 minutes off the bench; the Irmo, South Carolina, native knocked down four shots from beyond the arc versus Louisiana (Nov. 10), and his offensive output was the most points by a freshman in a season opener since Trevor Gaskins recorded 21 versus Mississippi Valley State, exactly 10 years ago (Nov. 10, 2007).

HYMON HELPING FILL SAIZ VOID

Heading into the season, a big question mark for Ole Miss was who would fill the void left by Sebastian Saiz. With the help of a school-record 409 rebounds, Saiz recorded 23 double-doubles a season ago. Senior **Marcanvis Hymon** has been part of the front court that has replaced Saiz. In his fourth year at Ole Miss, the Memphis, Tennessee, native is the only active player to spend all four seasons in Oxford. Through 26 games, Hymon ranks second in blocks (22) and rebounds (5.2 per game). Through 100 career games, Hymon is moving up the school's career blocks chart. He ranks 10th with 93 career rejections following a team-high 40 last season. He has led the Rebels in rebounding nine times this season, including a 12-point, 13-rebound performance in the season opener versus Louisiana (Nov. 10). The big opening game marked the third double-double of Hymon's career.

PROTECTING THE ROCK

Ole Miss has taken care of the basketball this season. The Rebels have coughed up the rock only 295 times, ranking 44th nationally in fewest turnovers surrendered. Averaging only 11.3 turnovers per game, Ole Miss is 34th in the nation. Also, the Rebels' 1.3 assist/turnover ratio ranks second in the SEC and 46th in the country. Last week against Missouri (Feb. 6), Ole Miss only turned the ball over four times. It was the fewest turnovers in a game by the Rebels since only making four against George Mason in the Charleston Classic (Nov. 19, 2015).

CAREER RECORDS WATCH

BLOCKED SHOTS

- 326 Reginald Buckner (132 games, 2010-13)
- 180 Sean Murphy (117 games, 1988-91)
- 139 Aaron Jones (105 games, 2012-15)
- 132 Rahim Lockhart (123 games, 1998-2001)
- 127 Sebastian Saiz (129 games, 2014-17)
- 114 Johnnie Rogers (54 games, 1996-99)
- 113 Terrance Henry (132 games, 2008-12)
- 108 David Dean (50 games, 1992-94)
- 99 Ansu Sesay (110 games, 1995-98)
- 93 Marcanvis Hymon (100 games, 2015-18)**
- 89 Justin Reed (123 games, 2001-04)

FREE THROW PERCENTAGE (Minimum 200 att.)

- .877 David Rhodes, 179-204 (1971-73)
- .860 Chris Warren, 419-487 (2008-11)
- .857 Stefan Moody, 361-421 (2014-16)
- .857 Marshall Henderson, 264-308 (2013-14)
- .849 Deandre Burnett, 310-365 (2017-18)**
- .829 Jack Waters, 300-362 (1959-61)
- .827 Dave Shepherd, 177-214 (1974-75)
- .820 Don Kessinger, 329-401 (1962-64)
- .820 Jason Harrison, 359-438 (1999-2002)
- .805 Rod Barnes, 231-287 (1985-88)
- .801 David Huertas, 177-221 (2008-09)

FAVORING LARGE MARGINS

Ole Miss is 7-7 in games decided by double digits. When the margin is less than 10, the Rebels are 4-8. Three of those single-digit setbacks occurred in overtime, and the close encounters have hindered a better record. In three of their wins, the Rebels have never had to face a deficit. Ole Miss led throughout in victories over Eastern Kentucky (Nov. 13), Sam Houston State (Dec. 13) and Texas A&M-Corpus Christi (Dec. 19).

BLOCK PARTY

Averaging 4.2 blocks per game, Ole Miss ranks 69th in the country. Five Rebels have recorded at least 15 blocks, led by 25 from junior guard **Terence Davis**. Senior **Marcanvis Hymon**, who ranks 10th all-time in program history with 93 career rejections, is close behind with 22 blocks. Senior forward **Justas Furmanavicius** has 18. **Dominik Olejniczak** and **Bruce Stevens** have 15 blocks apiece.

SWIPE RIGHT

Ole Miss has been active with their hands on the defensive end of the floor, averaging 6.1 steals per game to rank eighth in the SEC. Through 26 games, six Rebels have recorded at least 14 steals which averages out to 0.5 per game. **Devontae Shuler** leads the way with 31 steals, ranking 10th in the SEC at 1.2 per game. **Markel Crawford** follows with 30 steals, coming off a five-steal game against Missouri last week. **Terence Davis** and **Breein Tyree** have 20 and 17 steals, respectively. **Deandre Burnett** has 14 steals after a season-high three at LSU on Saturday, and **Justas Furmanavicius** has 14 of his own. Against Utah in Last Vegas (Nov. 20), the Rebels tallied 14 steals throughout the night, a season high for the Red and Blue.

BENCH POINTS

The Ole Miss bench has played a prominent role in scoring, averaging 25.6 points per game. In five different games, the bench has scored at least 40 points. The season high for bench points occurred against Utah (Nov. 20) in Las Vegas, as the reserves tallied 46 of the team's 74 points. During a win over Bradley (Dec. 22), the Ole Miss bench accounted for 50 percent of the scoring (41 of 82).

HONOR ROLL REBELS

Four Rebels earned spots on the Ole Miss Honor Roll for the fall semester: **D.C. Davis** (3.20 GPA), **Terence Davis** (3.00 GPA), **Marcanvis Hymon** (3.25 GPA) and **Ilya Tyrtyschnik** (3.31 GPA).

12TH YEAR OF THE KENNEDY ADMINISTRATION

Ole Miss has a 245-155 record, one SEC Tournament championship, two SEC West championships, nine 20-win campaigns and eight postseason berths, which includes two NCAA Tournament appearances and pair of trips to the NIT Final Four, throughout Mississippi native **Andy Kennedy's** watch. The all-time winningest coach in school history, Kennedy has averaged more than 21 wins per season in his 11 years in Oxford after the Rebels posted just three 21-win seasons in the 96 years before his arrival.

SEC STANDINGS					
	SEC	GB	Overall	Pct.	Streak
Auburn	10-2	--	22-3	.880	W1
Tennessee	9-4	2.0	19-6	.760	W1
Missouri	8-5	3.0	18-8	.692	W5
Alabama	8-5	3.0	17-9	.654	W2
Florida	8-5	3.0	17-9	.654	L1
Arkansas	7-6	4.0	18-8	.692	W3
Kentucky	6-7	5.0	17-9	.654	L4
Texas A&M	6-7	5.0	17-9	.654	L1
Mississippi St.	6-7	5.0	18-8	.692	L2
Georgia	5-8	6.0	14-11	.560	W1
LSU	5-8	6.0	14-11	.560	L1
Ole Miss	4-9	7.0	11-15	.423	L6
South Carolina	4-9	7.0	13-13	.500	L6
Vanderbilt	4-9	7.0	10-16	.385	W1

ASSOCIATED PRESS POLL			
Feb. 12			
Rank	Team	Record	Points
1	Virginia (30)	23-2	1,557
2	Michigan State (21)	24-3	1,527
3	Villanova (9)	23-2	1,518
4	Xavier (5)	23-3	1,465
5	Cincinnati	23-2	1,359
6	Purdue	23-4	1,269
7	Texas Tech	21-4	1,258
8	Ohio State	22-5	1,094
9	Gonzaga	23-4	1,063
10	Auburn	22-3	1,025
11	Clemson	20-4	945
12	Duke	20-5	942
13	Kansas	19-6	816
14	North Carolina	19-7	763
15	Saint Mary's	24-3	683
16	Rhode Island	20-3	666
17	Arizona	20-6	594
18	Tennessee	18-6	580
19	Wichita State	19-5	495
20	West Virginia	18-7	339
21	Texas A&M	17-8	241
22	Michigan	20-7	239
23	Oklahoma	16-8	152
24	Nevada	21-5	87
25	Arizona State	19-6	83
Receiving Votes: New Mexico State 66, Florida 48, Creighton 44, Butler 43, Virginia Tech 29, Middle Tennessee 26, Alabama 22, Houston 16, Nebraska 15, Missouri 14, Miami 10, Kentucky 8, TCU 8, East Tennessee State 5, Oklahoma State 4, St. Bonaventure 3, Louisville 2, Florida State 1, Vermont 1			

USA TODAY COACHES POLL			
Feb. 12			
Rank	Team	Record	Points
1	Michigan State (17)	24-3	763
2	Villanova (8)	23-2	742
3	Virginia (5)	23-2	736
4	Xavier (1)	23-3	719
5	Cincinnati (1)	23-2	675
6	Texas Tech	21-4	604
7	Purdue	23-4	601
8	Gonzaga	23-4	542
9	Ohio State	22-5	517
10	Duke	20-5	486
11	Auburn	22-3	447
12	Clemson	20-4	424
13	Kansas	19-6	393
14	Rhode Island	20-3	342
15	Saint Mary's	24-3	341
16	North Carolina	19-7	314
17	Tennessee	18-6	290
18	Wichita State	19-5	250
19	Arizona	20-6	237
20	West Virginia	18-7	184
21	Michigan	20-7	174
22	Arizona State	19-6	88
23	Oklahoma	16-8	87
24	Nevada	21-5	76
25	Creighton	18-7	62
Receiving Votes: Florida 57, Texas A&M 51, Middle Tennessee 32, New Mexico State 30, Houston 25, Miami 23, Butler 20, Nebraska 18, Virginia Tech 17, Alabama 6, UCLA 6, Loyola-Chicago 6, Louisville 5, Kentucky 4, Seton Hall 3, TCU 2, East Tennessee State 1			

KENNEDY EARNS 100TH SEC WIN

With a win versus Mississippi State (Jan. 6), head coach **Andy Kennedy** earned his 100th win in SEC regular season games to become the 23rd coach in conference history to accomplish the feat. Kennedy, the winningest coach in Ole Miss history, is also ranked 26th all-time in winning percentage for SEC regular season games at .513 (102-97). He joined Kentucky head coach John Calipari as the only active SEC coaches with 100 SEC victories.

DEAN OF SEC COACHES

In his 12th season in the league, Ole Miss head coach **Andy Kennedy** is the Dean of SEC basketball coaches. Kennedy has faced 39 different head coaches in the SEC during his time in Oxford. He is also the longest tenured head coach in the league in both basketball and football having entered the league prior to Alabama football coach Nick Saban.

KENNEDY MOVING UP SEC COACHING WINS LIST

Ole Miss head coach **Andy Kennedy** is climbing the SEC coaching wins chart, ranking 18th with 245 career victories. See complete list below:

- 1. Adolph Rupp (Kentucky) - 875
- 2. Billy Donovan (Florida) - 467
- 3. Dale Brown (LSU) - 448
- 4. C.M. Newtown (UA/VU) - 340
- Harry Rabenhorst (LSU) - 340
- 6. Kevin Stallings (Vanderbilt) - 332
- 7. Tubby Smith (UGA/UK) - 308
- 8. Joe B. Hall (Kentucky) - 297
- Hugh Durham (Georgia) - 297
- 10. Rick Stansbury (MSU) - 293
- 11. Ray Mears (Tennessee) - 278
- Roy Skinner (Vanderbilt) - 278
- 13. Wimp Sanderson (Alabama) - 265
- John Mauer (UK/UT/UF) - 265

HONORS

Deandre Burnett:
Preseason All-SEC 1st Team (Coaches)
Preseason All-SEC 2nd Team (Media)

Terence Davis:
Preseason All-SEC 2nd Team (Coaches, Media)

GAME LEADERS

LED TEAM IN PTS:	LED TEAM IN BLOCKS:
Burnett.....10	T. Davis.....14
T. Davis.....7	Hymon.....10
Stevens.....5	Olejniczak.....8
Tyree.....3	Furmanavicius.....7
Crawford.....1	Stevens.....7
Furmanavicius.....1	Crawford.....3
Hymon.....1	Tyree.....2
Olejniczak.....1	Shuler.....1
LED TEAM IN REBS:	DOUBLE-FIGURE REBS:
T. Davis.....11	Hymon.....3
Hymon.....9	T. Davis.....2
Stevens.....4	Olejniczak.....1
Olejniczak.....3	
Furmanavicius.....3	DOUBLE-DOUBLES:
Burnett.....2	T. Davis.....1
Shuler.....2	Hymon.....1
Crawford.....1	Olejniczak.....1
Tyree.....1	
LED TEAM IN ASSISTS:	DOUBLE-FIGURE PTS:
Burnett.....15	Burnett.....19
Tyree.....6	T. Davis.....18
Crawford.....6	Stevens.....12
T. Davis.....3	Crawford.....12
Olejniczak.....1	Tyree.....11
	Shuler.....8
	Hymon.....3
	Olejniczak.....3
	Furmanavicius.....1
LED TEAM IN STEALS:	20-POINT GAMES:
Crawford.....12	T. Davis.....6
Shuler.....9	Burnett.....6
T. Davis.....7	Stevens.....3
Tyree.....5	Tyree.....1
Burnett.....5	
Hymon.....4	30-POINT GAMES:
Olejniczak.....4	T. Davis.....1
Stevens.....4	
Furmanavicius.....2	

GAME-BY-GAME STARTING LINEUPS

Opponent	Result	G	G	G	F	C
Louisiana	W, 94-76	Tyree	Crawford	T. Davis	Hymon	Olejniczak
Eastern Kentucky	W, 85-75	Tyree	Shuler	Crawford	Hymon	Olejniczak
Georgia State	W, 77-72	Tyree	Crawford	T. Davis	Hymon	Olejniczak
Utah	L, 74-83	Tyree	Crawford	T. Davis	Hymon	Olejniczak
Rice	W, 79-62	Burnett	Shuler	T. Davis	Crawford (G)	Hymon (F)
South Dakota State	L, 97-99 (OT)	Burnett	Crawford	T.Davis	Furmanavicius	Hymon (F)
Virginia Tech	L, 80-83 (OT)	Tyree	Burnett	T. Davis	Crawford (G)	Hymon (F)
Middle Tennessee	L, 58-77	Tyree	Crawford	T. Davis	Stevens	Hymon (F)
Sam Houston State	W, 82-69	Tyree	Crawford	T. Davis	Stevens	Hymon (F)
Illinois State	L, 97-101 (OT)	Tyree	Crawford	T. Davis	Stevens	Hymon (F)
Texas A&M-CC	W, 85-63	Burnett	D.C. Davis	Shuler	Furmanavicius	Olejniczak
Bradley	W, 82-59	Burnett	Shuler	Crawford	Furmanavicius	Olejniczak
South Carolina	W, 74-69	Burnett	Shuler	Crawford	Furmanavicius	Olejniczak
Georgia	L, 60-71	Burnett	Shuler	Crawford	Furmanavicius	Olejniczak
Mississippi State	W, 64-58	Tyree	Shuler	T. Davis	Stevens	Hymon (F)
Auburn	L, 70-85	Tyree	Shuler	T. Davis	Stevens	Hymon (F)
Florida	W, 78-72	Tyree	Burnett	Crawford	Stevens	Olejniczak
Texas A&M	L, 69-71	Tyree	Burnett	Crawford	Stevens	Olejniczak
Arkansas	L, 93-97	Tyree	Burnett	T. Davis	Stevens	Hymon (F)
Alabama	W, 78-66	Tyree	Burnett	T. Davis	Stevens	Hymon (F)
Texas	L, 72-85	Tyree	Burnett	T. Davis	Stevens	Hymon (F)
Auburn	L, 70-79	Tyree	Burnett	T. Davis	Crawford (G)	Stevens (F)
Tennessee	L, 61-94	Tyree	Burnett	T. Davis	Furmanavicius	Olejniczak
Missouri	L, 69-75	Burnett	Crawford	T. Davis	Stevens	Hymon (F)
LSU	L, 66-82	Burnett	Shuler	T. Davis	Crawford (G)	Stevens (F)
Arkansas	L, 64-75	Burnett	Crawford	T. Davis	Stevens	Hymon (F)

15. Hank Crisp (Alabama) - 264
16. John Calipari (Kentucky) - 265
17. Nolan Richardson (Arkansas) - 249
- 18. Andy Kennedy (Ole Miss) - 245**
19. Norm Sloan (Florida) - 232
20. Rick Pitino (Kentucky) - 219
21. Joel Eaves (Auburn) - 214

KENNEDY'S FIRST 12 YEARS RANK AMONG ALL-TIME SEC GREATS

Andy Kennedy is also fifth on the list for most wins by a coach in their first 12 years in the league after taking over an SEC program. See the list below:

1. Bill Donovan (Florida) — 285
2. Joe B. Hall (Kentucky) — 279
3. Wimp Sanderson (Alabama) — 265
4. Rick Stansbury (Mississippi State) — 255
- 5. Andy Kennedy (Ole Miss) — 245**
6. Kevin Stallings (Vanderbilt) — 236
7. Hugh Durham (Georgia) — 219
8. Ray Mears (Tennessee) — 218
9. Dale Brown (LSU) — 212
10. C.M. Newton (Alabama) — 211
11. Roy Skinner (Vanderbilt) — 204
11. Adolph Rupp (Kentucky) — 204

NEXT ON THE HARDWOOD

Following the weekend matchup against rival MSU, Ole Miss will remain on the road. The Rebels will travel to Missouri next Tuesday (Feb. 20), playing back-to-back SEC road games for the second time this year. Tipoff is slated for 8 p.m. on ESPN2. Ole Miss will return to The Pavilion a week from Saturday (Feb. 24), hosting Tennessee to complete a home-and-home series with the Volunteers. That contest will begin at noon on SEC Network.

DEFENDING HOME COURT

Winning at home has been a trademark of **Andy Kennedy's** squads since he took the reins in 2006-07. Ole Miss is 143-39 (.790 win pct.) in home games during Kennedy's tenure. In two seasons playing in the \$96.5 million Pavilion at Ole Miss, the Rebels hold a 30-13 (.698) advantage against the opposition. Ole Miss has won 268 of its last 339 games (.791 win pct.) in Oxford dating back to the 1996-97 campaign.

PARTY LIKE IT'S 1959

Playing their 108th season of college basketball, the Rebels are 1,292-1,297 all-time. After a win over Eastern Kentucky (Nov. 13) earlier this season, Ole Miss moved its all-time winning percentage over .500 for the first time since Jan. 12, 1959 when they were 441-440 overall. To put that in perspective, a gallon of gas cost 25 cents, while 1959 was also the year that Alaska and Hawaii became states. As a program, Ole Miss was 95 games under .500 when **Andy Kennedy** took over in Oxford prior to the 2006-07 season.

OLE MISS AMONG SEC'S BEST

Ole Miss and Kentucky are the only two schools in the league to finish .500 or better in the SEC each of the last six seasons. The Rebels have posted conference records over .500 in each of the last three seasons, the first time they have done that since 1936-1938 when George Bohler was the head coach (only other time it happened in program history).

UNDERRATED REBELS

Coming off a season in which they finished 22-14 (10-8 SEC) and made a run to the quarterfinals of the NIT, the Rebels were predicted to finish 10th in the SEC this year by the media. Ole Miss finished tied for fifth in the league standings after being projected ninth in the preseason media poll last year. The Rebels have finished above their preseason projected finish each of the last six seasons since the league moved away from a divisional format.

WINNING WAYS

Ole Miss head coach **Andy Kennedy** is the only coach in SEC to post 11 straight winning seasons after taking over a program with four straight losing seasons. Below is the list of coaches that took over a program after four consecutive losing seasons:

- Goat Hale (Ole Miss) - 1944
- B.L. 'Country' Graham (Ole Miss) - 1949
- Ken Rosemond (Georgia) - 1965
- John Lotz (Florida) - 1973
- Hugh Durham (Georgia) - 1978
- Jerry Green (Tennessee) - 1997
- John Brady (LSU) - 1997
- Andy Kennedy (Ole Miss) - 2006**
- Bruce Pearl (Auburn) - 2014

GUARD PLAY LEADS TO WIN OVER ALABAMA

Guard play has been the name of the game for the Ole Miss, and that's exactly what catalyzed them to a 78-66 win over Alabama (Jan. 23) to improve to 4-0 at home in SEC play. **Deandre Burnett** led all scorers with 24 points. **Terence Davis** and **Markel Crawford** complimented him with 15 each. The Rebel backcourt combined for 63 points on the night. A rather up-and-down first half was largely defined by scoring droughts and long runs. Ole Miss jumped out to an 18-9 lead in the game's first seven minutes before Alabama fired off

an 18-0 run that saw the Rebels go scoreless for nearly eight minutes of game time. Ole Miss responded by finishing the half on a 23-4 run and snagged a 41-31 lead going into the locker room. Burnett had 16 first half points on a nifty 6 of 8 shooting. Alabama came into the game as the number one rated team in the SEC in defensive efficiency, but Ole Miss shot 50 percent from the field on the night.

PUTTING UP POINTS AT ARKANSAS

Despite coming up short in a 97-93 high-scoring affair at Arkansas, the Rebels were able to stick with the Razorbacks by scoring their most points in a road game since March 4, 2009. Coincidentally, that contest nine years ago was a 98-91 overtime win at Arkansas. The 93 points were the most scored on the road in regulation in 27 years; Ole Miss won 93-88 at Tennessee, Feb. 27, 1991. The last time the Rebels scored at least 93 points on the road and lost was the 104-102 setback to MSU in 4OT (Jan. 25, 1990), the longest game in program history. A 130-112 loss at Vanderbilt (Dec. 22, 1970) was the last time the Rebels scored at least 93 points on the road and fell in regulation.

REBELS HAND FLORIDA ITS FIRST SEC LOSS

The Florida Gators came into The Pavilion winners of six straight games and unbeaten in SEC play, but Ole Miss made sure they wouldn't leave that way. Shooting 60 percent (15 of 25) in the second half and making 22 of 26 free throws throughout the game, the Rebels protected their home floor with a 78-72 victory to hand the Gators their first conference loss of the season (Jan. 13). **Bruce Stevens'** 22 points and six rebounds lifted the Rebels to their biggest win of the year. The team played inside out around Stevens. The ball movement was better, and the Rebels shot 43.1 percent from the field as a result. It took the pressure off the guards. Ole Miss launched just 18 three-pointers, well below its season average. **Deandre Burnett** had 20 points on 5 of 8 shooting. **Markel Crawford** was 7 of 12 from the field and poured in 17. The 48 points the backcourt compiled seemed to come easier with Stevens being active down low. The Rebels won the battle on the glass 44-35.

FREE THROWS LEAD REBELS PAST GAMECOCKS

For the first time in four seasons, Ole Miss did not open SEC play against Kentucky. However, the Rebels still faced a foe that made the Final Four a season ago. Ole Miss converted 20 of its 23 free throws in the second half to hold off South Carolina 74-69 in a hard-fought SEC opener on New Year's Eve at The Pavilion. The Rebels got 35 points between seniors **Deandre Burnett** and **Markel Crawford** to increase their winning streak to three games heading into the 2018 calendar year. Ole Miss held South Carolina under 70 points on 22 of 58 shooting and forced the Gamecocks to turn the basketball over 14 times.

RAINING THREES

During the five-game homestand to end the 2017 calendar year, Ole Miss averaged 10.2 made three-pointers per game. Against Texas A&M-Corpus Christi (Dec. 19), Ole Miss hit 14 from long distance, one off the school record set against Syracuse (March 18, 2017) and Oregon (Dec. 8, 2013). The Rebels started out 9 of 15 (60 percent) from three in the first half before finishing the game 14 of 30 (46.7 percent). The shooting barrage marked the fifth time in program history that the Rebels sank 14 threes, the first time since a 76-73 win at Missouri (Feb. 8, 2014). Against Bradley, Ole Miss made 12 of 27 from long range.

OVERTIME HEARTBREAKERS

For the first time in program history, Ole Miss went to overtime three times through the first 10 games of a season. Through 108 years, the Rebels have only had nine seasons with at least three overtime games (first since the 2013-14 campaign). All three overtime games were setbacks in The Pavilion. First, Ole Miss erased a 20-point halftime deficit to force overtime versus South Dakota State (Nov. 28). Four days later (Dec. 2), the Rebels led Virginia Tech for 37 minutes of the game before the Hokies rallied to send the game into overtime. On Saturday, Ole Miss trailed by as many as 18 but brought the game back to a standstill following 40 minutes of play.

PERFECT FROM THE FLOOR

Ole Miss playing its first true road game didn't affect **Marcanvis Hymon** at Middle Tennessee (Dec. 9). The senior forward was a perfect 6 of 6 from the floor to score 12 points, tying his season high. Prior to Hymon's performance Saturday, he was also the last Rebel to shoot perfect from the field, with a minimum of five shot attempts. As a sophomore, the Memphis, Tennessee, native went 6 of 6 to contribute to an Ole Miss win over Louisiana Tech (Dec. 20, 2015). However, his most impressive scoring performance occurred earlier that season was when he shot 10 of 11 from the floor versus Towson (Nov. 20, 2015) to tally 20 points, which still stands as his career high to this day.

BACK-TO-BACK OVERTIME GAMES

Finishing November and kicking off December, Ole Miss was on the losing end of consecutive overtime contests. First, the Rebels rallied from 23 points down to extend the game before dropping a 99-97 matchup versus South Dakota State (Nov. 28). Saturday's game versus Virginia Tech was nearly the opposite as Ole Miss led for nearly the entire game (37 minutes) before the Hokies pushed it to overtime. In the 108-year history of Ole Miss Basketball, the Rebels have only played back-to-back overtime games on three occasions. The first time happened during the 1968-69 campaign when Ole Miss downed LSU and Alabama for a pair of overtime victories. The Rebels also took care of Florida and Vanderbilt in back-to-back OT contests towards the end of the 1981-82 season. Ole Miss squeaked out a 58-57 road win in Gainesville before needing four overtime periods to knock off Vanderbilt 51-48 at home.

REBEL DEBUTS

Eric Horn and **Antonio Morgano** became the newest Rebels to make their debut in an Ole Miss uniform during the dominating win over Bradley (Dec. 22). In the Rebels' 79-62 victory over Rice (Nov. 22), newcomers **D.C. Davis** and **Ilya Tyrstyshnik** made their first appearances in an Ole Miss uniform. The duo bumped the list of newcomers to play this season to six. Four Rebels made their Ole Miss debut in the season opener versus Louisiana: graduate transfer **Markel Crawford**, sophomore transfer **Domink Olejniczak**, freshman **Devontae Shuler** and junior college transfer **Bruce Stevens**. The newcomers provided a combined 34 points in the Rebels' 94-76 victory.

PACKED PAVILION

Rebel Nation came out in full force for the season opener. With 8,302 in attendance to watch the Rebels defeat Louisiana, it was the largest crowd for an Ole Miss home opener since the 1989-90 season. No. 8 Illinois invaded Tad Smith Coliseum and held on to defeat the upset-minded Rebels 83-72 in front of 8,439 (Nov. 28, 1989).

BURNETT AND DAVIS NAMED PRESEASON ALL-SEC

Ole Miss guards **Deandre Burnett** and **Terence Davis** were tabbed Preseason All-SEC by the conference's coaches. In the conference's 14th annual men's basketball coaches Preseasons All-SEC selections, Burnett earned a spot on the first team while Davis collected second team accolades. Ole Miss is one of six SEC teams to have multiple players on the lists. Both Rebels earned Preseason All-SEC distinction for the second time this season. At SEC Media Days in October, the media had Burnett and Davis as second team Preseason All-SEC honorees. Averaging a combined 31.4 points per game last season, Burnett and Davis return as the highest scoring duo in the SEC and the 13th-highest scoring tandem in the country.

EURO REBS

Ole Miss has become an international brand with four Europeans on its roster this season: senior forward **Justas Furmanavicius** (Kaunas, Lithuania), sophomore center **Dominik Olejniczak** (Torun, Poland), redshirt-freshman forward **Karlis Silins** (Riga, Latvia) and freshman guard **Ilya Tyrtyschnik** (Kiev, Ukraine). The Rebels are one of seven schools to have at least four Europeans on the roster, including the only Power 5 school.

REBEL ALL-AMERICAN RETURNS HOME

A familiar face will be recognized on the Ole Miss bench this season. In April, **Andy Kennedy** hired Ole Miss All-American **Rahim Lockhart** to join the Rebel Basketball staff as an assistant coach. Lockhart, a standout on the hardwood for the Rebels from 1998-2001, returns to Ole Miss after a successful high school and junior college coaching career. Most recently, Lockhart was the head coach at Jones County (Miss.) Junior College, where he led the Bobcats to a 64-15 record in three seasons and three straight NCAA Region 23 Tournament appearances. Last season Lockhart guided Jones to a 29-2 overall mark and the NCAA Tournament round of 16.

TYREE VOTED TO SEC HOOPS LEADERSHIP POSITION

This season, sophomore **Breein Tyree** is serving as the vice-chair of the SEC Men's Basketball Leadership Council. Tyree was selected by a vote of his peers at a meeting of the SEC Basketball Leadership Councils in Birmingham in September. One male representative and one female representative from each of the SEC's 14 institutions comprise the two councils. Tyree will attend a portion of the SEC Spring Meetings in May, and part of the group will attend the SEC Athletics Directors meeting in March. In 2016, the SEC introduced new Student-Athlete Leadership Councils in the sports of football and men's and women's basketball in which, in addition to the conference's longstanding Student-Athlete Advisory Council (SAAC), provide student-athletes with additional opportunities to engage with campus leaders and conference office staff.

ADIOS SAIZ

While the Rebels return four starters from last season's team, they'll have to replace the SEC's leading rebounder in **Sebastian Saiz**, who pulled down a school-record 409 boards last season. The Madrid, Spain, native was a double-double machine, averaging 15.1 ppg and 11.4 rpg for 23 doubles-doubles throughout the year (another program record). Saiz also became the seventh player in SEC history with 1,000 points, 1,000 rebounds and 100 blocked shots.

FRESH FACES

The Rebels added a mixture of talented college transfers and high school signees. **Markel Crawford** arrives at Ole Miss as a graduate transfer from Memphis. He finished second on the Tigers in scoring last season at 12.8 points per game and led the team with 42 3-pointers, while shooting 47.8 percent from the floor. **Bruce Stevens**, the No. 6 rated junior college player in the nation according to JUCOREcruiting.com, averaged 16.2 points and 11.6 rebounds per game last season at Jones County (Miss.) Junior College en route to first team All-America honors from the NCAA. Also eligible to play this year is 7-footer **Dominik Olejniczak**, who sat out last season after transferring from Drake. **Devontae Shuler**, a composite four-star guard rated the No. 100 player in the nation by 247 Sports and Scout.com and No. 104 by Rivals.com, averaged 15.3 points, 4.3 rebounds, 4.1 assists and 3.7 steals per game at perennial powerhouse Oak Hill Academy.

REBELS SIGN FOUR STANDOUTS ON SIGNING DAY

Head coach **Andy Kennedy** announced the Rebels' newest signing class that features two high school standouts and a pair of junior college transfers. Serrel Smith, Anthony Higgs, Brian Halums and Zach Naylor all signed their National Letters of Intent and will join the Rebels for the 2018-19 season. A 4-star recruit by ESPN.com, Smith hails from St. Petersburg, Florida and is the No. 11 combo guard in the country. The 6-3 Smith earned Pinellas County Player of the Year honors as a junior after averaging 27.3 points, six rebounds and five assists per contest. Entering his final season before joining the Rebels next year, Smith is on pace to become the school's all-time leading scorer while contending as a frontrunner for player of the year honors in the Sunshine State. Giving Ole Miss a boost in the frontcourt will be Higgs, a 6-8 forward out of Perry Hall High School in Baltimore, Maryland. A 3-star prospect, Higgs is a versatile lefty that can play either the three or four spot. As a junior, he averaged 15.7 points, 8.8 rebounds and 1.9 blocks per game en route to helping his team capture the 4A State Championship, the first state title in school history. Higgs also collected first team all-metro honors by the Baltimore Sun. A 6-5 guard out of Hollandale, Mississippi, Halums averaged 17.3 points and a team-high 7.5 rebounds per game as a freshman for Itawamba Community College. In 22 games, he shot 55.1 percent from the floor and made 44.8 percent from three-point range (53rd nationally). Halums earned a spot on the NCAA All-Region 23 team as well as first team MACIC All-State accolades. His coaches are former Ole Miss assistants Grant Pate (2003-04, 2006) and Eric Bozeman (1999-2005). As a freshman at Weatherford College under head coach Mark Osina, Naylor led the North Texas Junior College Athletic Conference in scoring by averaging 20.0 points per game (25th nationally). He eclipsed the 30-point plateau on three occasions, including a 34-point outburst versus Western Texas. The Houston, Texas, native nearly averaged a double-double throughout his debut season, hauling down 9.1 rebounds per contest. His 197 rebounds through 26 games ranked 20th in the country. The 6-8 forward also displayed his versatility by shooting at a 41.5 percent clip from beyond the arc.

REMEMBERING PETE LEWIS

Earlier this week, the Ole Miss men's basketball team, along with the entire Ole Miss Athletics Department, lost an impactful family member with the passing of longtime learning specialist Pete Lewis. After a battle with throat cancer and complications with pneumonia, Lewis passed away at the age of 73. Having such a tremendous impact on Ole Miss student-athletes, Lewis' legacy and memory will live on with the help of head men's basketball coach **Andy Kennedy** and the rest of Rebel Nation. Kennedy's contribution of \$25,000 will permanently endow the scholarship in Pete's name, the Pete Lewis Memorial Scholarship Endowment.

THE PAVILION RECORD BOOK					
INDIVIDUAL (OLE MISS)			INDIVIDUAL (OPPONENT)		
Points:	43	Stefan Moody vs. Mississippi St. (3-3-16)	Points:	34	Malik Monk, No. 8 Kentucky (12-29-16)
FG att:	25	Stefan Moody vs. Vanderbilt (2-6-16)	FG att:	22	D'Marcus Simonds, Georgia State (11-17-17)
FG made:	13	Terence Davis vs. LSU (2-14-17)	FG made:	12	Malik Monk, No. 8 Kentucky (12-29-16)
3-pt att:	15	Stefan Moody vs. Vanderbilt (2-6-16)	3-pt att:	15	Mike Daum, South Dakota State (11-28-17)
3-pt made:	6	3x, MR: Terence Davis vs. Bradley (12-22-17)	3-pt made:	7	2x, MR: Malik Monk, No. 8 Kentucky (12-29-16)
FT att:	18	2x, MR: Stefan Moody vs. Mississippi St. (3-3-16)	FT att:	18	Keith Stone, Florida (1-13-18)
FT made:	15	2x, MR: Stefan Moody vs. Mississippi St. (3-3-16)	FT made:	13	Keith Stone, Florida (1-13-18)
Rebounds:	19	Sebastian Saiz vs. UMass (11-14-16)	Rebounds:	13	3x, MR: Jontay Porter, Missouri (2-6-18)
Assists:	9	Cullen Neal vs. South Alabama (12-22-16)	Assists:	11	Isaiah Briscoe, No. 8 Kentucky (12-29-16)
Blocks:	6	Sebastian Saiz vs. Bradley (12-19-16)	Blocks:	5	Jontay Porter, Missouri (2-6-18)
Steals:	7	Rasheed Brooks vs. LSU (2-14-17)	Steals:	5	J.J. Frazier, Georgia (1-9-16)
TEAM (OLE MISS)			TEAM (OPPONENT)		
Points:	97	2x, MR: vs. Illinois State (12-16-17)	Points:	101	Illinois State (12-16-17)
Few points:	47	vs. Georgia (1-11-17)	Few points:	49	Bradley (12-19-16)
FG att:	73	2x, MR: vs. Illinois State (12-16-17)	FG att:	74	2x, MR: South Dakota State (11-28-17)
FG made:	36	vs. South Dakota State (11-28-17)	FG made:	37	No. 8 Kentucky (12-29-16)
FG pct:	54.1	vs. LSU (2-14-17)	FG pct:	51.0	Eastern Kentucky (11-13-17)
3-pt att:	33	2x, MR: Montana (11-24-16)	3-pt att:	41	South Dakota State (11-28-17)
3-pt made:	14	vs. Texas A&M-Corpus Christi (12-19-17)	3-pt made:	18	South Dakota State (11-28-17)
3-pt pct:	52.4	vs. Missouri (2-25-17)	3-pt pct:	56.3	Middle Tennessee (11-30-16)
FT att:	46	vs. UMass (11-14-16)	FT att:	36	UMass (11-14-16)
FT made:	33	vs. UMass (11-14-16)	FT made:	26	Illinois State (12-16-17)
FT pct:	95.7	vs. No. 5 Baylor (1-28-17)	FT pct:	88.0	Georgia (1-11-17)
Rebounds:	50	2x, MR: Tennessee (1-17-17)	Rebounds:	49	2x, MR: Illinois State (12-16-17)
Assists:	25	vs. Texas A&M-Corpus Christi (12-19-17)	Assists:	24	No. 8 Kentucky (12-29-16)
Blocks:	13	vs. Bradley (12-19-16)	Blocks:	8	Auburn (2-11-17)
Steals:	14	vs. LSU (2-14-17)	Steals:	12	Mississippi State (3-3-16)

THE PAVILION AT OLE MISS FAQs	
What is the official name of The Pavilion? The official name is The Pavilion at Ole Miss.	Where is the media seating? Media seating is located in the at the top of section 101 in the southwest corner of The Pavilion.
Does The Pavilion have a nickname like the Tad Pad? No, the name of the facility is The Pavilion at Ole Miss, or simply The Pavilion.	How do I obtain media credentials for games at the Pavilion? Media credentials may be requested through the Athletics Communications Office for game credentials. Requests for credentials should be emailed to Adam Kuffner (kuffner@olemiss.edu) and will be limited to working members of the media.
When did The Pavilion at Ole Miss open? January 7, 2016	Where are the scouting seats located? Scouting seats are available in the media seating area at the top of section 101. Additional seating may be purchased by contacting Adam Kuffner in the Athletics Communications office.
What was the total cost? \$96.5 million	What is the postgame interview policy? Both team locker rooms are CLOSED to the media following the game. Ole Miss head coach Andy Kennedy will address the media approximately 10 minutes after the game. Selected players will be brought into the media room following the head coaches. Visiting coach and player interviews will be coordinated through the visiting team's media relations contact.
Where is media parking? Media parking for games in The Pavilion will be located in the garage or at the Ole Miss Track Complex. Media members should request parking in advance.	
Where is the media entrance? The media will-call table is located in the southwest corner of The Pavilion. From outside, it is the lower entrance off Hill Drive that is closest to the parking garage. For those parking inside the garage, media will-call is located on Level 1 of the parking garage (P1 on elevators). The media entrance will open two hours prior to tip off.	
Where is the media workroom? In The Pavilion, the workroom is located in the southwest corner of the floor level through the visiting team tunnel.	

THE PAVILION QUICK FACTS	
Arena Name	The Pavilion at Ole Miss
Ground Breaking	July 31, 2014
Opening Date	Jan. 7, 2016
Capacity	9,500
Record Crowd	9,500
All-Time Record	30-14
Current Winning Streak	L3
Longest Winning Streak	W8

THE PAVILION FIRSTS	
First Game	vs. Alabama (1/7/15)
First Win	vs. Alabama (1/7/15)
First Overtime Game	vs. USC (1/19/16)
First Point	Tomasz Gielo (3FG, 19:11/1H)
First FG	Tomasz Gielo (3FG, 19:11/1H)
First 3-Pointer	Tomasz Gielo (19:11/1H)
First Dunk	Jimmie Taylor, Alabama (11:0/1H)
First Dunk (OM)	Sebastian Saiz (17:09/2H)

GAME-BY-GAME STATS

OPPONENT	1H-2H-F	FG-FGA	PCT	3P-3PA	PCT	FT-FTA	PCT	OF-DF-TotRb	A	TO	BLK	STL
Louisiana	42-34-76	26-71	36.6	8-23	34.8	16-23	69.6	17-23-40	14	13	2	6
OLE MISS	40-54-94	33-65	50.8	7-21	33.3	21-31	67.7	16-32-48	17	14	7	6
Eastern Kentucky	34-41-75	26-51	51.0	6-12	50.0	17-22	77.3	5-25-30	10	12	3	4
OLE MISS	40-45-85	30-63	47.6	10-22	45.4	15-22	68.2	13-20-33	19	8	4	8
Georgia State	44-28-72	24-53	45.3	8-21	38.1	16-22	72.7	11-24-35	9	16	1	5
OLE MISS	36-41-77	23-52	44.3	9-27	33.3	22-30	73.3	10-23-33	13	13	6	5
Utah	40-43-83	26-55	47.3	11-29	37.9	20-24	83.3	12-24-36	17	16	1	9
OLE MISS	37-37-74	25-58	43.1	8-24	33.3	16-21	76.2	13-18-31	9	15	4	14
Rice	35-27-62	21-63	33.3	7-31	22.6	13-20	65.0	15-23-38	14	13	2	4
OLE MISS	40-39-79	29-60	48.3	12-32	37.5	9-14	64.3	9-30-39	19	13	4	9
South Dakota State	55-27-17-99	35-74	47.3	18-41	43.9	11-14	78.6	11-33-44	22	14	1	5
OLE MISS	35-47-15-97	36-72	50.0	7-27	25.9	18-27	66.7	10-31-41	19	10	2	7
Virginia Tech	29-43-11-83	25-57	43.9	7-22	31.8	26-37	70.3	6-35-41	18	14	1	6
OLE MISS	39-33-8-80	29-73	39.7	9-31	29.0	13-24	54.2	13-29-42	17	12	7	3
OLE MISS	34-24-58	20-50	40.0	5-18	27.8	13-15	86.7	5-23-28	15	11	4	3
Middle Tennessee	33-44-77	31-62	50.0	7-22	31.8	8-9	88.9	9-26-35	22	6	4	6
Sam Houston State	33-36-69	26-64	40.6	9-23	39.1	8-11	72.7	9-21-30	19	8	2	5
OLE MISS	39-43-82	31-60	51.7	10-29	34.5	10-17	58.8	12-31-43	21	11	4	4
Illinois State	43-44-14-101	31-73	42.5	13-31	41.9	26-31	83.9	17-32-49	20	15	6	5
OLE MISS	33-54-10-97	31-73	42.5	7-26	26.9	28-37	75.7	15-26-41	22	9	8	7
Texas A&M-Corpus Christi	31-32-63	26-61	42.6	7-14	50.0	4-6	66.7	10-18-28	19	14	1	6
OLE MISS	50-35-85	28-52	53.8	14-30	46.7	15-21	71.4	9-25-34	25	15	10	8
Bradley	20-39-59	20-62	32.3	8-24	33.3	11-21	52.4	17-27-44	13	22	2	10
OLE MISS	40-42-82	29-63	46.0	12-27	44.4	12-14	85.7	9-31-40	18	17	7	10
South Carolina	30-39-69	22-58	37.9	8-20	40.0	17-26	65.4	14-29-43	16	14	4	2
OLE MISS	31-43-74	20-49	40.8	8-21	38.1	26-33	78.8	4-26-30	15	8	7	9
OLE MISS	31-29-60	25-70	35.7	6-26	23.1	4-6	66.7	18-24-42	6	10	3	6
Georgia	39-32-71	24-57	42.1	7-19	36.8	16-22	72.7	12-29-41	16	12	6	4
Mississippi State	34-24-58	22-63	34.9	5-23	21.7	9-17	52.9	13-32-45	13	14	4	4
OLE MISS	28-36-64	21-62	33.9	7-28	25.0	15-22	68.2	11-30-41	10	7	5	6
OLE MISS	45-25-70	22-65	33.8	8-29	27.6	18-27	66.7	18-23-41	8	12	4	6
Auburn	35-50-85	25-56	44.6	6-22	27.3	29-37	78.4	14-30-4	16	15	8	5
Florida	31-41-72	23-61	37.7	10-29	34.5	16-22	72.7	9-26-35	14	10	4	8
OLE MISS	31-47-78	25-58	43.1	6-18	33.3	22-26	84.6	10-34-44	17	11	3	4
OLE MISS	37-32-69	27-59	45.8	5-21	23.8	10-13	76.9	13-21-34	19	9	2	3
Texas A&M	45-26-71	29-57	50.9	5-16	31.3	8-16	50.0	12-21-33	17	10	4	6

GAME-BY-GAME STATS

OPPONENT	1H-2H-F	FG-FGA	PCT	3P-3PA	PCT	FT-FTA	PCT	OF-DF-TotRb	A	TO	BLK	STL
OLE MISS	38-55-93	29-60	48.3	11-29	37.9	24-29	82.8	12-18-30	17	13	3	7
Arkansas	50-47-97	29-53	54.7	11-22	50.0	28-35	80.0	8-21-29	18	14	4	9
Alabama	31-35-66	25-62	40.3	6-21	28.6	10-14	71.4	16-20-36	17	11	2	6
OLE MISS	41-37-78	26-52	50.0	8-21	38.1	18-24	33.3	10-25-35	13	10	4	5
OLE MISS	36-36-72	25-64	39.1	8-21	38.1	14-17	82.4	12-25-37	7	10	2	2
Texas	45-40-85	28-63	44.4	10-31	32.3	19-23	82.6	9-29-38	13	7	4	6
Auburn	38-41-79	26-67	38.8	9-28	32.1	18-26	69.2	19-23-42	15	11	3	4
OLE MISS	36-34-70	25-61	41.0	5-21	23.8	15-20	75.0	16-25-41	11	17	4	6
OLE MISS	25-36-61	21-60	35.0	11-25	44.0	8-11	72.7	17-21-38	12	17	1	3
Tennessee	35-59-94	33-62	53.2	13-29	44.8	15-19	78.9	10-25-35	27	6	7	11
Missouri	40-35-75	24-53	45.3	10-23	43.5	17-20	85.0	7-32-39	16	11	7	1
OLE MISS	31-38-69	26-65	40.0	5-17	29.4	12-15	80.0	10-24-34	19	4	3	8
OLE MISS	37-29-66	23-62	37.1	6-29	20.7	14-20	70.0	15-25-40	5	9	1	5
LSU	37-45-82	29-58	50.0	6-23	26.1	18-24	75.0	10-26-36	14	8	4	4
Arkansas	34-41-75	26-62	41.9	7-23	30.4	16-27	59.3	13-36-49	15	8	0	4
OLE MISS	23-41-64	18-62	29.0	8-25	32.0	20-31	64.5	15-32-47	11	10	1	5

REBEL CAREER HIGHS

#0

DEVONTAE SHULER**POINTS**

19 vs. South Dakota St. (11/28/17)

REBOUNDS

8, 2x, MR: vs. Auburn (1/30/18)

FIELD GOALS

8 vs. South Dakota St. (11/28/17)

FREE THROWS

4 vs. Sam Houston St. (12/13/17)

THREE-POINTERS

4 vs. Louisiana (11/10/17)

ASSISTS

3, 3x, MR: vs. Missouri (2/6/18)

STEALS

4, 2x, MR: at Georgia (1/3/18)

BLOCKS

1, 2x, MR: vs. Alabama (1/23/18)

#1

DEANDRE BURNETT**POINTS**

41 vs. Oral Roberts (11/18/16)

REBOUNDS

5, 3x, MR: vs. MSU (1/6/18)

FIELD GOALS

12 vs. Oral Roberts (11/18/16)

FREE THROWS

14 vs. Murray State (12/15/16)

THREE-POINTERS

9 vs. Oral Roberts (11/18/16)

ASSISTS

9 at Syracuse (3/18/17)

STEALS

4 vs. Mississippi State (1/31/17)

BLOCKS

2, 2x MR: at Arkansas (2/18/17)

#2

MARCANVIS HYMON**POINTS**

20 vs. Towson (11/20/15)

REBOUNDS

14 at S.E. Missouri (12/12/15)

FIELD GOALS

10 vs. Towson (11/20/15)

FREE THROWS

4, 3x MR: vs. S. Alabama (12/22/16)

THREE-POINTERS

None

ASSISTS

5 vs. South Dakota St. (11/28/17)

STEALS

4 vs. Oral Roberts (11/18/16)

BLOCKS

4, 2x MR: vs. Memphis (12/3/16)

#3

TERENCE DAVIS**POINTS**

33 vs. LSU (2/14/17)

REBOUNDS

13 vs. Arkansas (2/13/18)

FIELD GOALS

13 vs. LSU (2/14/17)

FREE THROWS

8 at Vanderbilt (2/4/17)

THREE-POINTERS

6, 2x, MR: vs. Bradley (12/22/17)

ASSISTS

6 vs. Texas A&M (1/16/18)

STEALS

3, 3x MR: vs. LSU (2/14/17)

BLOCKS

3, 4x, MR: vs. Texas A&M-Corpus Christi (12/19/17)

#4

BREEIN TYREE**POINTS**

24, 2x, MR: at Auburn (1/9/18)

REBOUNDS

8 vs. Va. Tech (12/2/17)

FIELD GOALS

9 at Mississippi State (2/21/17)

FREE THROWS

7 vs. Tennessee (1/17/17)

THREE-POINTERS

4 at Auburn (1/9/18)

ASSISTS

6, 2x, MR: vs. Ill. St. (12/16/17)

STEALS

3 vs. Louisiana (11/10/17)

BLOCKS

1, 7x, MR: vs. Auburn (1/30/18)

#5

MARKEL CRAWFORD**POINTS**

19 vs. South Dakota St. (11/28/17)

REBOUNDS

9 vs. Louisiana (11/10/17)

FIELD GOALS

7, 2x, MR: vs. Florida (1/13/18)

FREE THROWS

9 vs. Georgia St. (11/17/17)

THREE-POINTERS

4 vs. Sam Houston St. (12/13/17)

ASSISTS

6 vs. Missouri (2/6/18)

STEALS

5, 2x, MR: vs. Missouri (2/6/18)

BLOCKS

2 vs. Illinois State (12/16/17)

#10

ANTONIO MORGANO**POINTS**

REBOUNDS

FIELD GOALS

FREE THROWS

THREE-POINTERS

ASSISTS

STEALS

BLOCKS

#11

ERIC HORN**POINTS**

REBOUNDS

1 vs. Bradley (12/22/17)

FIELD GOALS

FREE THROWS

THREE-POINTERS

ASSISTS

STEALS

BLOCKS

#12

BRUCE STEVENS**POINTS**

27 vs. Illinois State (12/16/17)

REBOUNDS

9, 2x, MR: at Texas A&M (1/16/18)

FIELD GOALS

9 at Texas A&M (1/16/18)

FREE THROWS

13 vs. Illinois State (12/16/17)

THREE-POINTERS

2, 2x, MR: at Tennessee (2/3/18)

ASSISTS

3, 4x, MR: at Arkansas (1/20/18)

STEALS

2, 2x, MR: vs. Arkansas (2/13/18)

BLOCKS

2, 3x, MR: vs. S. Carolina (12/31/17)

#13

DOMINIK OLEJNICZAK**POINTS**

16 at Texas (1/27/18)

REBOUNDS

10 at Auburn (1/9/18)

FIELD GOALS

7 at Texas (Jan. 27, 2018)

FREE THROWS

3 vs. Texas A&M-Corpus Christi (12/19/17)

THREE-POINTERS

ASSISTS

2, 3x, MR: at Texas (1/27/18)

STEALS

3 at Auburn (1/9/18)

BLOCKS

3 vs. Texas A&M-Corpus Christi (12/19/17)

#20

D.C. DAVIS**POINTS**

3 at Tennessee (2/3/18)

REBOUNDS

1 at Texas (1/27/18)

FIELD GOALS

1 at Tennessee (2/3/18)

FREE THROWS

1, 2x, MR: at Texas (1/27/18)

THREE-POINTERS

1 at Tennessee (2/3/18)

ASSISTS

1 vs. Texas A&M-Corpus Christi (12/19/17)

STEALS

1 vs. Texas A&M-Corpus Christi (12/19/17)

BLOCKS

#22

KARLIS SILINS**POINTS**

2, 2x MR: vs. Montana (11/24/16)

REBOUNDS

2 vs. No. 12 Creighton (11/21/16)

FIELD GOALS

None

FREE THROWS

2 vs. UT Martin (11/11/16)

THREE-POINTERS

None

ASSISTS

None

STEALS

1 vs. No. 12 Creighton (11/21/16)

BLOCKS

1 vs. Montana (11/24/16)

#24

LANE BELOW**POINTS**

2 vs. South Alabama (12/22/16)

REBOUNDS

FIELD GOALS

1 vs. South Alabama (12/22/16)

FREE THROWS

THREE-POINTERS

ASSISTS

STEALS

BLOCKS

#34

ILYA TYRTYSHNIK**POINTS**

REBOUNDS

1, 2x, MR: vs. Bradley (12/22/17)

FIELD GOALS

FREE THROWS

THREE-POINTERS

ASSISTS

STEALS

BLOCKS

#50

JUSTAS FURMANAVICIUS**POINTS**

15, 2x, MR: vs. Texas A&M-Corpus Christi (12/19/17)

REBOUNDS

13 vs. UT Martin (11/11/16)

FIELD GOALS

6 vs. South Alabama (12/22/16)

FREE THROWS

10 vs. South Carolina (3/4/17)

THREE-POINTERS

5 vs. Texas A&M-Corpus Christi (12/19/17)

ASSISTS

4 vs. South Carolina (3/4/17)

STEALS

4 vs. UT Martin (11/11/16)

BLOCKS

4 vs. Montana (11/24/16)

SEASON HIGHS

#0

DEVONTAE SHULER**POINTS**

19 vs. South Dakota St. (11/28/17)

REBOUNDS

8, 2x, MR: vs. Auburn (1/30/18)

FIELD GOALS

8 vs. South Dakota St. (11/28/17)

FREE THROWS

4 vs. Sam Houston St. (12/13/17)

THREE-POINTERS

4 vs. Louisiana (11/10/17)

ASSISTS

3, 3x, MR: vs. Missouri (2/6/18)

STEALS

4, 2x, MR: at Georgia (1/3/18)

BLOCKS

1, 2x, MR: vs. Alabama (1/23/18)

#1

DEANDRE BURNETT**POINTS**

24, 2x, MR: vs. Arkansas (2/13/18)

REBOUNDS

5, 2x, MR: vs. MSU (1/6/18)

FIELD GOALS

7, 2x, MR: vs. Alabama (1/23/18)

FREE THROWS

9, 2x, MR: vs. Arkansas (2/13/18)

THREE-POINTERS

5 vs. Utah (11/20/17)

ASSISTS

8, 3x, MR: at Texas A&M (1/16/18)

STEALS

3 at LSU (2/10/18)

BLOCKS

#2

MARCANVIS HYMON**POINTS**

12, 2x, MR: at Middle Tenn. (12/9/17)

REBOUNDS

13 vs. Louisiana (11/10/17)

FIELD GOALS

6 at Middle Tennessee (12/9/17)

FREE THROWS

3 vs. Illinois St. (12/16/17)

THREE-POINTERS

ASSISTS

5 vs. South Dakota St. (11/28/17)

STEALS

3 vs. South Dakota St. (11/28/17)

BLOCKS

3, 2x, MR: vs. Rice (11/22/17)

#3

TERENCE DAVIS**POINTS**

30 at Arkansas (1/20/18)

REBOUNDS

13 vs. Arkansas (2/13/18)

FIELD GOALS

10, 2x, MR: at Arkansas (1/20/18)

FREE THROWS

7 vs. Louisiana (11/10/17)

THREE-POINTERS

6 vs. Bradley (12/22/17)

ASSISTS

6 at Texas A&M (1/16/18)

STEALS

2, 5x, MR: vs. S. Carolina (12/31/17)

BLOCKS

3, 2x, MR: vs. Texas A&M-Corpus Christi (12/19/17)

#4

BREEIN TYREE**POINTS**

24 at Auburn (1/9/18)

REBOUNDS

8 vs. Va. Tech (12/2/17)

FIELD GOALS

7, 2x, MR: at Auburn (1/9/18)

FREE THROWS

6 at Auburn (1/9/18)

THREE-POINTERS

4 at Auburn (1/9/18)

ASSISTS

6 vs. Illinois St. (12/16/17)

STEALS

3 vs. Louisiana (11/10/17)

BLOCKS

1, 7x, MR: vs. Auburn (1/30/18)

#5

MARKEL CRAWFORD**POINTS**

19 vs. South Dakota St. (11/28/17)

REBOUNDS

9 vs. Louisiana (11/10/17)

FIELD GOALS

7, 2x, MR: vs. Florida (1/13/18)

FREE THROWS

9 vs. Georgia St. (11/17/17)

THREE-POINTERS

4 vs. Sam Houston St. (12/13/17)

ASSISTS

6 vs. Missouri (2/6/18)

STEALS

5, 2x, MR: vs. Missouri (2/6/18)

BLOCKS

2 vs. Illinois State (12/16/17)

#10

ANTONIO MORGANO**POINTS**

REBOUNDS

FIELD GOALS

FREE THROWS

THREE-POINTERS

ASSISTS

STEALS

BLOCKS

#11

ERIC HORN**POINTS**

REBOUNDS

1 vs. Bradley (12/22/17)

FIELD GOALS

FREE THROWS

THREE-POINTERS

ASSISTS

STEALS

BLOCKS

#12

BRUCE STEVENS**POINTS**

27 vs. Illinois State (12/16/17)

REBOUNDS

9, 2x, MR: at Texas A&M (1/16/18)

FIELD GOALS

9 at Texas A&M (1/16/18)

FREE THROWS

13 vs. Illinois State (12/16/17)

THREE-POINTERS

2, 2x, MR: at Tennessee (2/3/18)

ASSISTS

3, 4x, MR: at Arkansas (1/20/18)

STEALS

2, 2x, MR: vs. Arkansas (2/13/18)

BLOCKS

2, 3x, MR: vs. S. Carolina (12/31/17)

#13

DOMINIK OLEJNICZAK**POINTS**

16 at Texas (1/27/18)

REBOUNDS

10 at Auburn (1/9/18)

FIELD GOALS

7 at Texas (Jan. 27, 2018)

FREE THROWS

3 vs. Texas A&M-Corpus Christi (12/19/17)

THREE-POINTERS

ASSISTS

2, 3x, MR: at Texas (1/27/18)

STEALS

3 at Auburn (1/9/18)

BLOCKS

3 vs. Texas A&M-Corpus Christi (12/19/17)

#20

D.C. DAVIS**POINTS**

3 at Tennessee (2/3/18)

REBOUNDS

1 at Texas (1/27/18)

FIELD GOALS

1 at Tennessee (2/3/18)

FREE THROWS

1, 2x, MR: at Texas (1/27/18)

THREE-POINTERS

1 at Tennessee (2/3/18)

ASSISTS

1 vs. Texas A&M-Corpus Christi (12/19/17)

STEALS

1 vs. Texas A&M-Corpus Christi (12/19/17)

BLOCKS

#22

KARLIS SILINS**POINTS**

REBOUNDS

FIELD GOALS

FREE THROWS

THREE-POINTERS

ASSISTS

STEALS

BLOCKS

#24

LANE BELOW**POINTS**

REBOUNDS

FIELD GOALS

FREE THROWS

THREE-POINTERS

ASSISTS

STEALS

BLOCKS

#34

ILYA TYRTYSHNIK**POINTS**

REBOUNDS

1, 2x, MR: vs. Bradley (12/22/17)

FIELD GOALS

FREE THROWS

THREE-POINTERS

ASSISTS

STEALS

BLOCKS

#50

JUSTAS FURMANAVICIUS**POINTS**

15 vs. Texas A&M-Corpus Christi (12/19/17)

REBOUNDS

8, 2x, MR: vs. Auburn (1/30/18)

FIELD GOALS

5 vs. Texas A&M-Corpus Christi (12/19/17)

FREE THROWS

4 at Tennessee (2/3/18)

THREE-POINTERS

5 vs. Texas A&M-Corpus Christi (12/19/17)

ASSISTS

2, 2x, MR: vs. Bradley (12/22/17)

STEALS

2 vs. Rice (11/22/17)

BLOCKS

3 vs. Louisiana (11/10/17)

THE LAST TIME ...

AN OLE MISS TEAM...

Scored 100+ points at home 105 vs. Oregon (Dec. 8, 2013)
 Scored 100+ points on the road 104 at Mississippi State (4ot) (Jan. 24, 1990)
 Scored 100+ points and lost 105 vs. Oregon (Dec. 8, 2013)
 Scored 110+ points 111 vs. Mississippi Valley State (Nov. 22, 2013)
 Scored 50 points or less 47 vs. Georgia (Jan. 11, 2017)
 Scored 40 points or less 40 at Kentucky (Feb. 22, 2006)
 Scored 50 or less and won 50-48 vs. SMU (Jan. 3, 2012)
 Held opponent to 50 or less 49 vs. Bradley (Dec. 19, 2016)
 Won an overtime game 87-82 at Mississippi State (Feb. 22, 2017)
 Lost an overtime game 101-97 vs. Illinois State (Dec. 16, 2017)
 Won a double overtime game 90-87 vs. Texas Tech (Mar. 23, 2010)
 Lost a double overtime game 69-67 at Alabama (Feb. 4, 2012)
 Played a triple overtime game Never Happened
 Played a four-overtime game 104-102 at Mississippi State (Jan. 24, 1990)

Made 10+ three-point field goals 11 at #18 Tennessee (Feb. 3, 2018)
 Made 12+ three-point field goals 12 vs. Bradley (Dec. 22, 2017)
 Made 15+ three-point field goals 15 at Syracuse (March 18, 2017)
 Allowed 10+ three-point field goals 10 vs. Missouri (Feb. 6, 2018)
 Had 15+ rebound margin 15 vs. Monmouth (March 14, 2017)
 Had 20+ rebound margin 22 vs. Arkansas (Jan. 11, 2012)
 Had 25+ rebound margin 25 vs. Florida A&M (Dec. 22, 2008)
 Had 50+ rebounds 50 vs. Tennessee (Jan. 17, 2017)
 Had 60+ rebounds 64 vs. Troy (Nov. 27, 2007)
 Had two players with 10+ rebounds at #22 Auburn (Jan. 9, 2018)
 Terence Davis (10), Dominik Olejniczak (10)
 Had three players with 10+ rebounds vs. Georgia (Jan. 9, 2016)
 Sebastian Saiz (10), Martavious Newby (10), and Rasheed Brooks (10)
 Had two players with 20+ points vs. Florida (Jan. 13, 2018)
 Bruce Stevens (22), Deandre Burnett (20)
 Attempted 30+ free throws 31 vs. Arkansas (Feb. 13, 2018)
 Attempted 40+ free throws 55 vs. Missouri (March 9, 2017)
 Attempted 50+ free throws 55 vs. Missouri (March 9, 2017)
 Made 25+ free throws 26 vs. South Carolina (Dec. 31, 2017)
 Made 30+ free throws 31 vs. Missouri (March 9, 2017)
 Made 35+ free throws 40 vs. Georgia Southern (Nov. 17, 2015)
 Made 40+ free throws 40 vs. Georgia Southern (Nov. 17, 2015)
 Shot 90% or better from FT line 93.1% vs. Missouri (Feb. 25, 2017)

Had 20+ assists 25 vs. Texas A&M-Corpus Christi (Dec. 19, 2017)
 Had 25+ assists 25 vs. Texas A&M-Corpus Christi (Dec. 19, 2017)
 Had 30+ assists 32 vs. Centenary (Dec. 19, 2009)

Had 20+ turnovers 21 at Mississippi State (Feb. 22, 2017)
 Had 25+ turnovers 26 vs. Southern Utah (Nov. 18, 2005)
 Forced 20+ turnovers 22 vs. Bradley (Dec. 22, 2017)
 Forced 25+ turnovers 25 vs. Bradley (Nov. 28, 2015)
 Forced 30+ turnovers 31 vs. Louisiana-Monroe (Nov. 24, 2007)

Had 10+ steals 10 vs. Bradley (Dec. 22, 2017)
 Had 15+ steals 20 vs. Lipscomb (Nov. 23, 2012)
 Had 20+ steals 20 vs. Lipscomb (Nov. 23, 2012)

Blocked 5+ shots 5 vs. Mississippi State (Jan. 6, 2018)
 Blocked 10+ shots 10 vs. Texas A&M-Corpus Christi (Dec. 19, 2017)
 Blocked 12+ shots 13 vs. Bradley (Dec. 19, 2016)

Beat a ranked team 96-82 at No. 19 Arkansas (Jan. 17, 2015)
 Beat a ranked team on the road 96-82 at No. 19 Arkansas (Jan. 17, 2015)
 Beat a ranked team on a neutral floor 75-68 vs. No. 23 Creighton (Nov. 28, 2014)

Kept every opposing player out of double figures vs. Mississippi St. (Jan. 6, 2018)
 Had all five starters score in double figures at Memphis (Dec. 18, 2015)
 Had five players score in double figures vs. Texas A&M-Corpus Christi (Dec. 19, 2017)
 Had six players score in double figures at Auburn (Jan. 7, 2017)
 Had no players score in double figures at LSU (Jan. 7, 2012)

Overcame a 5-point+ halftime deficit to win 6 vs. Mississippi State (Jan. 6, 2018)
 Overcame a 5-point+ halftime deficit on the road to win 5 at Vanderbilt (Feb. 4, 2017)
 Overcame a 10-point+ halftime deficit to win 20 vs. Auburn (Feb. 11, 2017)
 Overcame a 20-point+ halftime deficit to win 20 vs. Auburn (Feb. 11, 2017)
 Overcame a 15-point+ second half deficit to win 23 vs. Auburn (Feb. 11, 2017)
 Overcame a 20-point+ second half deficit to win 23 vs. Auburn (Feb. 11, 2017)

AN OLE MISS PLAYER...

Scored 20+ points 24, Deandre Burnett vs. Arkansas (Feb. 13, 2018)
 Scored 30+ points 30, Terence Davis at Arkansas (Jan. 20, 2018)
 Scored 35+ points 41, Deandre Burnett vs. Oral Roberts (Nov. 18, 2016)
 Scored 40+ points 41, Deandre Burnett vs. Oral Roberts (Nov. 18, 2016)
 Scored 50+ points 53, Gerald Glass vs. LSU (Mar. 4, 1989)

Scored 20+ points in 5 straight games Stefan Moody (11/25/15-1/28/16)
 Scored 20+ points in 10 straight games Stefan Moody (11/25/15-1/28/16)
 Scored 20+ points in 14 straight games Stefan Moody (11/25/15-1/28/16)
 Scored 20+ points in 18 straight games Joe Gibbon (12/10/56-2/28/57)
 Scored 20+ points in 22 straight games Johnny Neumann (12/01/70-2/22/71)

Made 5+ 3-pointers 5, Terence Davis at Arkansas (Jan. 20, 2018)
 Made 7+ 3-pointers 9, Deandre Burnett vs. Oral Roberts (Nov. 18, 2016)
 Made 8+ 3-pointers 9, Deandre Burnett vs. Oral Roberts (Nov. 18, 2016)
 Made 9+ 3-pointers 9, Deandre Burnett vs. Oral Roberts (Nov. 18, 2016)
 Made 10+ 3-pointers 10, Marshall Henderson vs. Oregon (Dec. 8, 2013)
 Attempted 10+ 3-pointers 10, Breein Tyree at #22 Auburn (Jan. 9, 2018)
 Attempted 15+ 3-pointers 17, Stefan Moody vs. Alabama (March 10, 2016)

Had a double-double Terence Davis, 13 points, 10 rebounds
 Dominik Olejniczak, 10 points, 10 rebounds
 at #22 Auburn (Jan. 9, 2018)
 Had a double-double in 2 straight games Sebastian Saiz (3/4/17-3/9/17)
 Had a double-double in 3 straight games Sebastian Saiz (1/28/17-2/4/17)
 Had a double-double in 4 straight games Sebastian Saiz (1/28/17-2/8/17)
 Had a double-double in 5 straight games Sebastian Saiz (12/15/16-1/3/17)
 Had a double-double in 6 straight games Sebastian Saiz (12/15/16-1/7/17)
 Had a double-double in 7 straight games Rahim Lockhart (11/19/99-12/4/99)
 Had 5+ double-doubles in a season 5, Terence Davis, - 2016-17 season
 23, Sebastian Saiz - 2016-17 season
 Had 10+ double-doubles in a season 23, Sebastian Saiz - 2016-17 season
 Had 18+ double-doubles in a season 23, Sebastian Saiz - 2016-17 season
 Had 20+ double-doubles in a season 23, Sebastian Saiz 2016-17 season

Had 20+ points and 15+ rebounds Sebastian Saiz, 21 pts/15 rebs
 vs. South Carolina (March 4, 2017)
 Had 20+ points and 20+ rebounds Walter Actwood, 22 pts/22 rebs
 vs. ISU-Evansville (Dec. 1, 1975)

Had 15+ rebounds 15, Sebastian Saiz vs. Georgia Tech (March 21, 2017)
 Had 20+ rebounds 20, Murphy Holloway vs. Auburn (Feb. 24, 2010)
 Had 10+ offensive rebounds 10, Dwayne Curtis vs. Auburn (Feb. 25, 2006)
 Had 10+ defensive rebounds 11, Sebastian Saiz vs. Georgia Tech (March 21, 2017)

Had 10+ assists 10, Jarvis Summers vs. BYU (March 17, 2015)
 Had 15+ assists 15, Sean Tuohy vs. Auburn (Jan. 26, 1980)
 Had 9+ assists and 0 turnovers 9, Cullen Neal vs. South Alabama (Dec. 22, 2016)
 Had 8+ assists and 0 turnovers 8, Deandre Burnett at Texas A&M (Jan. 16, 2018)

Had 5+ blocks 6, Sebastian Saiz vs. Bradley (Dec. 19, 2016)
 Had 8+ blocks 8, Reginald Buckner at Arkansas (Feb. 5, 2011)

Had 5+ steals 5, Markel Crawford vs. Missouri (Feb. 6, 2018)
 Had 8+ steals 8, Gerald Glass vs. Christian Bros. (Nov. 25, 1988)

Made 10+ free throws 13, Bruce Stevens vs. Illinois State (Dec. 16, 2017)
 Made 15+ free throws 15, Stefan Moody vs. Mississippi State (March 3, 2016)
 Attempted 10+ free throws 12, Deandre Burnett vs. Arkansas (Feb. 13, 2018)
 Attempted 15+ free throws 16, Bruce Stevens vs. Illinois State (Dec. 16, 2017)
 Attempted 20+ free throws 20, Ansu Sesay vs. Arkansas (Feb. 18, 1995)

Shot 100% from the floor (min. 5) Marcanvis Humon, 6-6
 at Middle Tennessee (Dec. 9, 2017)
 Shot 90% from the floor (min. 10) Marcanvis Hymon, 10-11,
 vs. Towson (Nov. 20, 2015)

Played 40+ minutes 41, Deandre Burnett vs. Oral Roberts (Nov. 18, 2016)

Fouled out Bruce Stevens vs. Arkansas (Feb. 13, 2018)

RADIO/TV ROSTER



0

DEVONTAE SHULER6-2 • 192 • G • Fr.
Irmo, S.C.

1

DEANDRE BURNETT6-2 • 192 • G • Sr.
Miami Gardens, Fla.

2

MARCANVIS HYMON6-7 • 220 • F • Sr.
Memphis, Tenn.

3

TERENCE DAVIS6-4 • 201 • G • Jr.
Southaven, Miss.

4

BREEIN TYREE6-2 • 192 • G • So.
Somerset, N.J.

5

MARKEL CRAWFORD6-4 • 210 • G • Gr.
Memphis, Tenn.


10

ANTONIO MORGANO5-10 • 165 • G • R-Fr.
Morgantown, W. Va.

11

ERIC HORN6-7 • 185 • F • So.
Los Gatos, Calif.

12

BRUCE STEVENS6-8 • 252 • F • Jr.
Loun, Miss.


13

DOMINIK OLEJNICZAK7-0 • 255 • C • So.
Torun, Poland


20

D.C. DAVIS5-11 • 175 • G • Jr.
Purvis, Miss.


22

KARLIS SILINS6-11 • 245 • F • R-Fr.
Riga, Latvia

24

LANE BELOW6-1 • 185 • G • Sr.
Advance, Mo.

34

ILYA TYRTYSHNIK6-3 • 185 • G • Fr.
Kiev, Ukraine


50

JUSTAS FURMANAVICIUS6-7 • 210 • F • Sr.
Kaunas, Lithuania**RAHIM LOCKHART**

First year at Ole Miss

**TONY MADLOCK**

Fourth year at Ole Miss

**TODD ABERNETHY**

Fourth year at Ole Miss

**ANDY KENNEDY**

12th year at Ole Miss

BOX SCORES

Official Basketball Box Score -- Game Totals -- Final Statistics
Louisiana vs Ole Miss
11/10/17 7:28 pm at Oxford, Miss.

Louisiana 76 • 0-1

##	Player	Total		3-Ptr		Rebounds			PF	TP	A TO Blk Stl				Min
		FG-FGA	FG-FGA	FT-FTA	FT-FTA	Off	Def	Tot			A	TO	Blk	Stl	
23	Gant, JaKeenan	f	4-10	1-4	0-0	2	6	8	4	9	1	0	1	0	22
26	Washington, Bryce	f	1-9	0-0	2-4	2	5	7	0	4	1	2	0	0	29
40	Bartley, Frank	g	0-3	0-2	3-4	0	3	3	1	3	1	2	0	0	21
30	Stove, Johnathan	g	6-11	0-2	4-6	3	1	4	3	16	1	3	0	1	21
35	Stroman, Marcus	g	4-7	1-2	3-4	0	3	3	3	12	5	3	0	1	34
00	Russell, Cedric	g	5-9	5-8	0-0	0	0	0	3	15	2	1	0	2	21
01	Marquetti, Malik	g	0-3	0-0	1-2	3	0	3	2	1	1	1	0	1	18
03	Miller, Justin	g	4-14	1-4	3-3	2	4	6	3	12	1	0	1	1	19
15	Hardy, P.J.	g	1-3	0-1	0-0	1	0	1	2	2	1	0	0	0	8
33	Stalcup, Larenz	g	1-2	0-0	0-0	0	0	0	2	2	1	0	0	0	7
Team						4	1	5							
Totals			26-71	8-23	16-23	17	23	40	23	76	14	13	2	6	200

FG % 1st Half: 15-38 39.5% 2nd half: 11-33 33.3% Game: 26-71 36.6% Deadball Rebounds 3
3FG % 1st Half: 4-10 40.0% 2nd half: 4-13 30.8% Game: 8-23 34.8%
FT % 1st Half: 8-12 66.7% 2nd half: 8-11 72.7% Game: 16-23 69.6%

Ole Miss 94 • 1-0

##	Player	Total		3-Ptr		Rebounds			PF	TP	A TO Blk Stl				Min
		FG-FGA	FG-FGA	FT-FTA	FT-FTA	Off	Def	Tot			A	TO	Blk	Stl	
02	Hymon, Marcanvis	f	5-7	0-0	2-3	4	9	13	2	12	0	1	1	1	32
13	Olejniczak, Dominik	c	1-2	0-0	0-2	3	1	4	2	2	2	1	1	0	23
03	Davis, Terence	g	6-13	2-6	7-10	1	6	7	2	21	4	4	1	1	27
04	Tyree, Breein	g	4-10	0-4	2-2	0	1	1	1	10	2	2	0	3	19
05	Crawford, Markel	g	2-8	1-3	4-6	2	7	9	2	9	2	1	0	1	31
00	Shuler, Devontae	g	5-7	4-6	0-0	1	1	2	1	14	3	2	0	0	16
01	Burnett, Deandre	g	6-9	0-2	5-6	0	0	0	2	17	3	1	0	0	26
12	Stevens, Bruce	g	4-9	0-0	1-2	3	6	9	4	9	1	2	1	0	16
50	Furmanavicius, Justas	g	0-0	0-0	0-0	0	1	1	3	0	0	0	3	0	10
Team						2	0	2							
Totals			33-65	7-21	21-31	16	32	48	19	94	17	14	7	6	200

FG % 1st Half: 14-28 50.0% 2nd half: 19-37 51.4% Game: 33-65 50.8% Deadball Rebounds 3
3FG % 1st Half: 4-12 33.3% 2nd half: 3-9 33.3% Game: 7-21 33.3%
FT % 1st Half: 8-16 50.0% 2nd half: 13-15 86.7% Game: 21-31 67.7%

Officials: Doug Shows, Garrick Shannon, Tim Gattis
Technical fouls: Louisiana-Russell, Cedric. Ole Miss-None.
Attendance: 6832

Score by periods	1st	2nd	Total
Louisiana	42	34	76
Ole Miss	40	54	94

Last FG - LA 2nd-02:25, OM 2nd-01:53.
Largest lead - LA by 10 1st-05:19, OM by 18 2nd-00:05.
LA led for 17:31. OM led for 19:08. Game was tied for 03:21.

Official Basketball Box Score -- Game Totals -- Final Statistics
Georgia State vs Ole Miss
11/17/17 6:01 p.m. at Oxford, Miss.

Georgia State 72 • 2-1

##	Player	Total		3-Ptr		Rebounds			PF	TP	A TO Blk Stl				Min
		FG-FGA	FG-FGA	FT-FTA	FT-FTA	Off	Def	Tot			A	TO	Blk	Stl	
02	Benlevi, Malik	f	3-5	1-3	1-1	1	3	4	5	8	1	0	0	1	28
15	Simmonds, D'Marcus	f	10-22	1-4	8-11	1	3	4	5	29	5	7	0	1	39
23	Session, Jordan	f	0-1	0-0	3-4	2	3	5	4	3	0	1	0	1	27
30	Thomas, Jeff	f	5-9	3-6	1-2	3	6	9	4	14	1	1	0	1	39
24	Mitchell, Devin	g	4-9	3-6	0-0	0	3	3	4	11	1	3	1	1	30
00	Alibegovic, Denis	g	0-0	0-0	0-0	0	0	0	0	0	0	0	0	0	0+
11	Williams, Isaiah	g	0-2	0-1	0-0	0	1	1	0	1	0	0	0	0	12
12	Williams, Kane	g	1-3	0-1	2-2	1	0	1	1	4	0	1	0	0	7
14	Clerkley, Chris	g	0-0	0-0	0-0	0	1	1	0	0	0	1	0	0	4
20	Linder, Josh	g	1-1	0-0	1-2	1	1	2	0	3	0	0	0	0	5
50	Tyson, Jordan	g	0-1	0-0	0-0	0	0	0	5	0	0	2	0	0	9
Team						2	3	5							
Totals			24-53	8-21	16-22	11	24	35	30	72	9	16	1	5	200

FG % 1st Half: 16-30 53.3% 2nd half: 8-23 34.8% Game: 24-53 45.3% Deadball Rebounds 1
3FG % 1st Half: 5-8 62.5% 2nd half: 3-13 23.1% Game: 8-21 38.1%
FT % 1st Half: 7-10 70.0% 2nd half: 9-12 75.0% Game: 16-22 72.7%

Ole Miss 77 • 3-0

##	Player	Total		3-Ptr		Rebounds			PF	TP	A TO Blk Stl				Min
		FG-FGA	FG-FGA	FT-FTA	FT-FTA	Off	Def	Tot			A	TO	Blk	Stl	
02	Hymon, Marcanvis	f	1-2	0-0	0-0	2	2	4	4	2	3	0	1	1	21
13	Olejniczak, Dominik	c	2-3	0-0	1-2	0	2	2	3	5	1	1	1	0	14
03	Davis, Terence	g	8-13	5-10	3-3	1	5	6	5	24	1	5	3	1	28
04	Tyree, Breein	g	3-8	3-5	0-2	0	3	3	2	9	0	0	0	1	26
05	Crawford, Markel	g	3-7	0-3	9-10	1	3	4	1	15	1	2	0	1	30
00	Shuler, Devontae	g	3-7	1-4	0-0	0	2	2	2	7	1	1	0	0	24
01	Burnett, Deandre	g	0-6	0-4	7-9	0	1	1	0	7	6	1	0	0	24
12	Stevens, Bruce	g	3-6	0-1	2-4	4	2	6	2	8	0	2	1	1	22
50	Furmanavicius, Justas	g	0-0	0-0	0-0	0	2	2	3	0	0	1	0	0	11
Team						2	1	3							
Totals			23-52	9-27	22-30	10	23	33	22	77	13	13	6	5	200

FG % 1st Half: 10-24 41.7% 2nd half: 13-28 46.4% Game: 23-52 44.2% Deadball Rebounds 3
3FG % 1st Half: 3-13 23.1% 2nd half: 6-14 42.9% Game: 9-27 33.3%
FT % 1st Half: 13-19 68.4% 2nd half: 9-11 81.8% Game: 22-30 73.3%

Officials: Anthony Jordan, Chuck Jones, Rob Rorke
Technical fouls: Georgia State-None. Ole Miss-None.
Attendance: 6835

Score by periods	1st	2nd	Total
Georgia State	44	28	72
Ole Miss	36	41	77

Last FG - GSU 2nd-00:04, OM 2nd-04:01.
Largest lead - GSU by 12 1st-14:44, OM by 8 2nd-04:01.
GSU led for 24:54. OM led for 12:35. Game was tied for 02:31.

Official Basketball Box Score -- Game Totals -- Final Statistics
Eastern Kentucky vs Ole Miss
11/13/17 5:31 p.m. at Oxford, Miss.

Eastern Kentucky 75 • 1-1

##	Player	Total		3-Ptr		Rebounds			PF	TP	A TO Blk Stl				Min
		FG-FGA	FG-FGA	FT-FTA	FT-FTA	Off	Def	Tot			A	TO	Blk	Stl	
02	DISHMAN, DeAndre	f	2-3	0-0	2-4	0	0	0	4	6	0	0	0	1	16
10	MAYO, Nick	f	7-9	1-1	4-5	0	10	10	1	19	2	3	1	0	39
12	CHARLES, Zach	f	3-3	1-1	1-2	2	5	7	1	8	1	0	0	0	29
01	HOBBES, JacQuess	g	3-9	0-1	1-2	0	4	4	2	7	6	5	0	2	35
20	BOYD, Dedic	g	6-17	2-4	5-5	1	2	3	3	19	0	3	0	0	23
03	BROUGHTON, Peyton	g	1-3	0-1	0-0	0	1	1	1	2	0	0	0	0	15
04	AVARE, Dillon	g	1-3	1-3	0-0	0	0	0	0	3	1	0	0	0	14
05	YOUNGMAN, A.J.	g	0-0	0-0	0-0	0	0	0	0	1	0	0	0	0	8
13	DAVIS, Jackson	g	3-4	1-1	4-4	0	3	3	4	11	0	1	2	1	21
21	ANDERSON, Lachlan	g	0-0	0-0	0-0	0	0	0	0	0	0	0	0	0	0+
23	CARMICAL, Cameron	g	0-0	0-0	0-0	0	0	0	0	0	0	0	0	0	0+
Team						2	0	2							
Totals			26-51	6-12	17-22	5	25	30	17	75	10	12	3	4	200

FG % 1st Half: 12-25 48.0% 2nd half: 14-26 53.8% Game: 26-51 51.0% Deadball Rebounds 3
3FG % 1st Half: 4-8 50.0% 2nd half: 2-4 50.0% Game: 6-12 50.0%
FT % 1st Half: 6-8 75.0% 2nd half: 11-14 78.6% Game: 17-22 77.3%

Ole Miss 85 • 2-0

#	Player		Total		3-Ptr		Rebounds			PF	TP	A	TO	Blk	Stl	Min
			FG-FGA	FG-FGA	FT-FTA	Off	Def	Tot								
02	Hymon, Marcanvis	f	3-6	0-0	2-4	5	5	10	2	8	3	0	3	0	24	
13	Olejniczak, Dominik	c	3-5	0-0	0-0	1	2	3	2	6	2	2	0	1	22	
00	Shuler, Devontae	g	5-12	2-6	0-0	1	0	1	1	12	1	2	0	1	23	
04	Tyree, Breein	g	3-8	1-1	0-0	0	1	1	1	7	5	0	0	1	25	
05	Crawford, Markel	g	4-7	0-1	2-4	0	2	2	4	10	5	2	1	2	26	
01	Burnett, Deandre	g	4-8	4-5	5-6	0	1	1	1	17	0	1	0	0	23	
03	Davis, Terence	g	6-12	3-8	1-2	3	3	6	1	16	2	1	0	2	23	
12	Stevens, Bruce	g	1-4	0-1	3-4	0	4	4	1	5	1	0	0	0	16	
50	Furmanavicius, Justas	g	1-1	0-0	2-2	1	1	2	2	4	0	0	0	1	18	
Team						2	1	3								
Totals			30-63	10-22	15-22	13	20	33	15	85	19	8	4	8	200	

BOX SCORES



Official Basketball Box Score -- Game Totals -- Final Statistics
Ole Miss vs Rice
11/22/17 7:00pm at T-Mobile Arena Las Vegas, NV



Ole Miss 79 • 4-1

#	Player	Total			3-Ptr			Rebounds			PF	TP	A	TO	Blk	Stl	Min
		FG-FGA	FG-FGA	FT-FTA	Off	Def	Tot	Off	Def	Tot							
02	Hymon, Marcanvis	f	3-5	0-0	1-4	3	6	9	2	7	0	1	3	1	0	1	24
00	Shuler, Devontae	g	4-10	3-7	2-2	2	3	5	2	13	2	3	0	2	28	28	28
01	Burnett, Deandre	g	6-12	3-9	3-4	0	5	5	1	18	8	1	0	1	32	32	32
03	Davis, Terence	g	6-10	3-7	0-0	1	2	3	4	15	2	1	1	2	17	17	17
05	Crawford, Markel	g	3-9	1-5	0-0	0	2	2	4	7	3	2	0	0	29	29	29
04	Tyree, Breein	g	1-5	1-2	0-0	1	3	4	0	3	4	2	0	0	19	19	19
12	Stevens, Bruce	g	1-2	0-0	3-4	0	5	5	1	5	0	2	0	1	18	18	18
13	Olejniczak, Dominik	g	1-2	0-0	0-0	0	0	0	1	2	0	1	0	0	8	8	8
20	Davis, D.C.	g	0-0	0-0	0-0	0	0	0	0	0	0	0	0	0	1	1	1
34	Tyrtysnik, Ilya	g	0-1	0-1	0-0	0	0	0	0	0	0	0	0	0	1	1	1
50	Furmanavicius, Justas	g	4-4	1-1	0-0	2	1	3	3	9	0	0	0	0	23	23	23
Team						0	3	3									
Totals			29-60	12-32	9-14	9	30	39	18	79	19	13	4	9	200	200	200
FG % 1st Half:		15-31	48.4%	2nd half:	14-29	48.3%	Game:	29-60	48.3%	Deadball Rebounds 4							
3FG % 1st Half:		6-17	35.3%	2nd half:	6-15	40.0%	Game:	12-32	37.5%								
FT % 1st Half:		4-6	66.7%	2nd half:	5-8	62.5%	Game:	9-14	64.3%								

Rice 62 • 1-4

#	Player	Total			3-Ptr			Rebounds			PF	TP	A	TO	Blk	Stl	Min
		FG-FGA	FG-FGA	FT-FTA	Off	Def	Tot	Off	Def	Tot							
02	MARTIN, Robert	f	1-3	0-2	3-4	3	2	5	0	5	1	1	0	1	19	19	19
13	OSBORNE, Malik	g	0-4	0-2	4-4	3	3	6	1	4	2	2	1	0	25	25	25
00	CASHAW, Connor	g	8-20	4-8	4-6	1	1	2	3	24	3	1	0	1	33	33	33
03	ADAMS, Ako	g	3-12	1-7	0-0	0	3	3	2	7	4	1	0	2	29	29	29
15	MENGY, Bishop	g	1-5	0-4	0-1	3	3	6	1	2	2	2	0	0	31	31	31
02	LAPRAY, A.J.	g	2-7	2-5	0-0	0	4	4	2	6	1	2	0	0	26	26	26
04	JONES, Dylan	g	3-3	0-0	2-3	1	1	2	1	8	0	0	0	0	9	9	9
11	LESTER, Miles	g	0-1	0-1	0-0	0	0	0	0	0	0	0	0	0	1	1	1
14	HUNTER, Najia	g	0-1	0-0	0-0	1	1	2	0	0	1	3	0	0	10	10	10
30	MEYER, Austin	g	2-4	0-0	0-0	0	0	0	2	4	0	0	0	0	7	7	7
35	HARRISON, Tim	g	1-3	0-2	0-2	0	1	1	2	0	1	1	0	1	10	10	10
Team						3	4	7									
Totals			21-63	7-31	13-20	15	23	38	14	62	14	13	2	4	200	200	200
FG % 1st Half:		12-30	40.0%	2nd half:	9-33	27.3%	Game:	21-63	33.3%	Deadball Rebounds 4							
3FG % 1st Half:		5-17	29.4%	2nd half:	2-14	14.3%	Game:	7-31	22.6%								
FT % 1st Half:		6-10	60.0%	2nd half:	7-10	70.0%	Game:	13-20	65.0%								

Officials: Tom O'Neill, Kerry Sittion, Jose Carrion
Technical fouls: Ole Miss-None. Rice-None.
Attendance: 6014

Score by periods	1st	2nd	Total
Ole Miss	40	39	79
Rice	35	27	62

Points	In	Off	2nd	Fast	Bench
OM	26	14	5	6	19
RICE	18	10	14	0	20

Last FG - OM 2nd-04:08, RICE 2nd-00:46.
Largest lead - OM by 23 2nd-06:37, RICE by 6 1st-06:05.
OM led for 32:21. RICE led for 08:38. Game was tied for 00:48.

Score tied - 1 time.
Lead changed - 4 times.



Official Basketball Box Score -- Game Totals -- Final Statistics
Virginia Tech vs Ole Miss
12/27/17 1 p.m. at Oxford, Miss.



Virginia Tech 83 • 7-1

#	Player	Total			3-Ptr			Rebounds			PF	TP	A	TO	Blk	Stl	Min
		FG-FGA	FG-FGA	FT-FTA	Off	Def	Tot	Off	Def	Tot							
13	Ahmed Hill	f	2-5	1-3	0-0	0	3	3	5	2	2	2	0	1	18	18	18
24	Kerry Blackshear Jr.	f	5-8	0-0	7-11	2	3	5	5	17	0	0	1	1	23	23	23
04	N. Alexander-Walker	g	4-11	1-6	4-6	2	3	5	1	13	1	2	0	1	33	33	33
05	Justin Robinson	g	2-9	2-3	7-8	0	1	1	4	13	8	2	0	2	34	34	34
10	Justin Bibbs	g	3-8	1-5	4-4	0	3	3	1	11	1	4	0	0	41	41	41
01	Tyrie Jackson	g	1-3	1-2	0-0	0	0	0	1	3	0	0	0	0	7	7	7
11	Devin Wilson	g	0-2	0-1	1-4	0	2	2	1	1	1	1	0	0	23	23	23
14	P.J. Horne	g	2-2	0-0	0-0	0	2	2	2	4	1	0	0	0	11	11	11
15	Chris Clarke	g	6-9	1-2	3-4	1	11	12	3	16	4	3	0	1	35	35	35
Team						1	7	8									
Totals			25-57	7-22	26-37	6	35	41	21	83	18	14	1	6	225	225	225
FG % 1st Half:		8-23	34.8%	2nd half:	14-28	50.0%	OT:	3-6	50.0%	Game:	25-57	43.9%	Deadball Rebounds 7.2				
3FG % 1st Half:		2-11	18.2%	2nd half:	4-9	44.4%	OT:	1-2	50.0%	Game:	7-22	31.8%					
FT % 1st Half:		11-16	68.8%	2nd half:	11-15	73.3%	OT:	4-6	66.7%	Game:	26-37	70.3%					

Ole Miss 80 • 4-3

#	Player	Total			3-Ptr			Rebounds			PF	TP	A	TO	Blk	Stl	Min
		FG-FGA	FG-FGA	FT-FTA	Off	Def	Tot	Off	Def	Tot							
02	Hymon, Marcanvis	f	2-2	0-0	1-3	0	3	3	5	5	0	2	1	0	21	21	21
01	Burnett, Deandre	g	4-14	1-5	2-2	0	0	0	2	11	7	1	0	1	34	34	34
03	Davis, Terence	g	6-17	4-11	1-2	3	4	7	4	17	5	1	2	0	31	31	31
04	Tyree, Breein	g	6-14	2-6	3-5	3	5	8	4	17	5	4	1	1	34	34	34
05	Crawford, Markel	g	5-10	2-3	1-3	1	3	4	3	13	0	0	0	0	39	39	39
00	Shuler, Devontae	g	3-9	0-3	0-1	1	3	4	0	6	0	0	0	1	22	22	22
12	Stevens, Bruce	g	2-4	0-2	3-6	1	5	6	2	7	0	2	1	0	17	17	17
13	Olejniczak, Dominik	g	1-2	0-0	0-0	0	3	3	5	2	0	2	0	0	9	9	9
50	Furmanavicius, Justas	g	0-1	0-1	2-2	1	2	3	3	2	0	0	1	0	18	18	18
Team						3	1	4									
Totals			29-73	9-31	13-24	13	29	42	28	80	17	12	7	3	225	225	225
FG % 1st Half:		14-33	42.4%	2nd half:	13-33	39.4%	OT:	2-7	28.6%	Game:	29-73	39.7%	Deadball Rebounds 5.1				
3FG % 1st Half:		7-15	46.7%	2nd half:	2-12	16.7%	OT:	0-4	0.0%	Game:	9-31	29.0%					
FT % 1st Half:		4-7	57.1%	2nd half:	5-11	45.5%	OT:	4-6	66.7%	Game:	13-24	54.2%					

Officials: Tony Green, Joe Lindsay, Chuck Jones
Technical fouls: Virginia Tech-None. Ole Miss-None.
Attendance: 6297

Score by periods	1st	2nd	OT	Total
Virginia Tech	29	43	11	83
Ole Miss	39	33	8	80



Official Basketball Box Score -- Game Totals -- Final Statistics
South Dakota State vs Ole Miss
11/28/17 7:01 p.m. at Oxford, Miss.



South Dakota State 99 • 7-2

#	Player	Total			3-Ptr			Rebounds			PF	TP	A	TO	Blk	Stl	Min
		FG-FGA	FG-FGA	FT-FTA	Off	Def	Tot										
23	Reed Tellinghuisen	f	7-13	5-8	0-0	0	1	1	2	19	3	0	0	0	37		
24	Mike Daum	f	9-21	6-15	2-2	2	5	7	5	26	1	3	0	3	33		
01	Skyler Flatten	g	3-7	2-5	0-0	1	1	2	1	8	3	0	0	0	21		
02	Tevin King	g	2-4	1-1	1-2	1	8	9	4	6	6	2	0	0	34		
03	Chris Howell	g	2-3	0-0	1-1	1	3	4	2	5	0	4	0	1	13		
00	Brandon Key		2-5	0-0	0-0	1	5	6	1	4	5	3	0	0	14		
05	David Jenkins Jr.		7-18	2-10	6-6	1	4	5	3	22	3	1	0	1	36		
25	Lane Severyn		1-1	1-1	1-3	1	0	1	1	4	1	1	1	0	19		
45	Ian Theisen		2-2	1-1	0-0	1	2	3	3	5	0	0	0	0	18		
	Team					2	4	6									
Totals			35-74	18-41	11-14	11	33	44	22	99	22	14	1	5	225		
FG % 1st Half: 20-38		52.6%	2nd half: 10-29		34.5%	OT: 5-7	71.4%	Game: 35-74		47.3%	Deadball						
3FG % 1st Half: 11-21		52.4%	2nd half: 6-18		33.3%	OT: 1-2	50.0%	Game: 18-41		43.9%	Rebounds						
FT % 1st Half: 4-5		80.0%	2nd half: 1-2		50.0%	OT: 6-7	85.7%	Game: 11-14		78.6%	0						

BOX SCORES

Official Basketball Box Score -- Game Totals -- Final Statistics
Sam Houston State vs Ole Miss
12/13/17 7:01 p.m. at Oxford, Miss.

Sam Houston State 69 • 5-5

#	Player		Total		3-PTA		Rebounds						PF	TP	A	TO	Blk	Stl	Min
			FG	FGA	FT	FTA	Off	Def	Tot										
23	Galbreath Jr., Chris	f	11-17	0-1	0-1	1	8	9	2	22	1	3	0	1	34				
15	Ndu, Chidozie	f	0-0	0-0	0-0	0	0	0	2	0	0	0	0	1					
31	Dewey III, John	g	2-8	0-2	8-8	0	5	5	1	12	10	1	0	0	30				
15	Delaney, Josh	g	2-6	2-6	0-0	0	1	1	4	6	2	1	0	0	28				
20	Williams, Jamal	g	4-9	1-1	0-2	1	3	4	2	9	2	1	0	2	23				
00	Almanza, Albert		0-4	0-3	0-0	2	0	2	2	0	1	0	0	2	14				
01	Edwards, Abrian		0-3	0-0	0-0	2	0	2	0	0	1	1	0	0	10				
02	Delaney, Cameron		4-9	4-7	0-0	1	1	2	4	12	1	1	1	0	22				
13	Furlong, Bubba		0-0	0-0	0-0	1	0	1	0	0	0	0	1	0	7				
22	Harris, Marcus		3-7	2-3	0-0	0	2	2	8	1	0	0	0	0	29				
32	Bitondo, Freddy		0-1	0-0	0-0	0	0	0	0	0	0	0	0	0	2				
Team						1	1	2											
Totals				26-64	9-23	8-11	9	21	30	19	69	19	8	2	5	200			
FG % 1st Half:			13-32	40.6%	2nd half:	13-32	40.6%	Game:	26-64	40.6%	Deadball Rebounds								
3FG % 1st Half:			3-9	33.3%	2nd half:	6-14	42.9%	Game:	9-23	39.1%									
FT % 1st Half:			4-5	80.0%	2nd half:	4-6	66.7%	Game:	8-11	72.7%									

Ole Miss 82 • 5-4

#	Player		Total		3-Ptr		Rebounds					PF	TP	A	TO	Blk	Stl	Min
			FG-FGA	FG-FGA	FT-FTA	Off	Def	Tot	Off	Def	Tot							
02	Hymon, Marcanvis	f	2-5	0-0	1-4	1	8	9	2	5	1	1	1	1	1	26		
12	Stevens, Bruce	c	6-7	0-1	1-2	0	3	3	1	13	1	0	0	0	0	17		
03	Davis, Terence	g	2-9	1-5	0-0	1	6	7	1	5	4	2	1	1	1	29		
04	Tyree, Breein	g	1-5	0-3	1-2	0	1	1	2	3	2	0	0	0	0	24		
05	Crawford, Markel	g	6-11	4-8	0-0	0	4	4	0	16	3	0	1	1	1	31		
00	Shuler, Devontae		4-9	2-6	4-4	1	0	1	2	14	2	1	0	0	0	19		
01	Burnett, Deandre		4-8	1-4	3-4	2	2	4	1	12	6	4	0	0	0	22		
13	Olejnickzak, Dominik		3-3	0-0	0-0	1	3	4	1	6	1	0	0	0	0	10		
50	Furmanavicius, Justas		3-3	2-2	0-0	5	2	7	1	8	0	1	1	1	1	22		
Team							1	2	3									
Totals			31-60	10-29	10-17	12	31	43	11	82	21	11	4	4	4	200		
FG % 1st Half:		14-33	42.4%	2nd half:	17-27	63.0%	Game:	31-60	51.7%	Deadball Rebounds								
3FG % 1st Half:		5-18	27.8%	2nd half:	5-11	45.5%	Game:	10-29	34.5%									
FT % 1st Half:		6-9	66.7%	2nd half:	4-8	50.0%	Game:	10-17	58.8%									

Officials: Olandis Poole, Ted Valentine, Patrick Evans
Technical fouls: Sam Houston State-None, Ole Miss-Davis, Terence.
Attendance: 5054

Score by periods	1st	2nd	Total
Sam Houston State	33	36	69
Ole Miss	39	43	82

Last FG - SHSU 2nd-02:07, OM 2nd-04:07.
Largest lead - SHSU None, OM by 20 2nd-10:21.
SHSU led for 00:00, OM led for 39:17. Game was tied for 00:43.

Score tied - 1 time.
Lead changed - 0 times.

Official Basketball Box Score -- Game Totals -- Final Statistics
Texas A&M-Corpus Chr vs Ole Miss
12/19/17 6:01 p.m. at Oxford, Miss.

Texas A&M-Corpus Chr 63 • 3-7

#	Player	Total		3-Ptr		Rebounds					PF	TP	A	TO	Blk	Stl	Min
		FG	FG%	FG-FTA	FG%	Off	Def	Tot									
15	Rhea, Sean	f	2-3	0-0	2-4	1	1	2	4	6	0	2	0	1	18		
34	Benjamin, York	f	1-4	0-0	0-0	0	0	0	2	2	0	1	0	0	10		
03	Kilgore, Joseph	g	7-19	3-5	0-0	1	2	3	1	17	2	2	0	1	34		
11	South, Kareem	g	3-5	1-2	0-0	0	3	3	1	7	1	1	0	0	22		
22	Toney, Emmanuel	g	2-2	1-1	0-0	0	1	1	0	5	3	0	0	0	10		
00	Brown, Kyle		0-1	0-0	0-0	0	1	1	2	0	4	1	0	0	10		
02	Smith, Myles		1-6	1-3	0-0	0	0	0	3	3	3	2	0	3	20		
10	Francois, Perry		6-8	0-0	0	2	1	3	3	12	1	1	1	0	23		
14	Schmidt, Elijah		2-6	0-1	2-2	3	4	7	2	6	4	2	0	1	29		
20	Hale, Colin		2-5	1-2	0-0	0	1	1	1	5	1	2	0	0	18		
21	Gray, Tre		0-2	0-0	0-0	0	1	1	0	0	0	0	0	0	6		
24	Bradley, Jamell		0-0	0-0	0-0	0	0	0	1	0	0	0	0	0	0+		
Team							3	3	6								
Totals			26-61	7-14	4-6	10	18	28	21	63	19	14	1	6	200		
FG % 1st Half:		12:27	44.4%	2nd half:	14:34	41.2%	Game:		26:61	42.6%	Deadball Rebounds						
3FG % 1st Half:		5:7	71.4%	2nd half:	2:7	28.6%	Game:		7:14	50.0%							
FT % 1st Half:		2:4	50.0%	2nd half:	2:2	100.0%	Game:		4:6	66.7%							

Ole Miss 85 • 6-5

#	Player	Total			3-Ptr			Rebounds			PF	TP	A	TO	Blk	Stl	Min
		FG	F	FGA	FG-FGA	FT	F	FTA	Off	Def							
50	Furmanavicius, Justas	f	5-8	5-8	0-0	3	3	6	2	15	2	1	2	1	28		
13	Olejnickzak, Dominik	c	6-7	0-0	3-4	0	1	1	2	15	1	1	3	2	24		
00	Shuler, Devontae	g	2-7	2-4	0-0	1	5	6	2	6	2	2	1	2	25		
01	Burnett, Deandre	g	2-6	1-4	8-9	1	2	3	1	13	8	4	0	0	24		
20	Davis, D.C.	g	0-1	0-1	1-2	0	0	0	0	1	1	2	0	1	9		
02	Hymon, Marcanvis		2-4	0-0	0-0	1	0	1	2	4	0	0	1	0	13		
03	Davis, Terence		4-7	3-6	0-0	0	5	5	0	11	2	5	3	0	21		
04	Tyree, Breein		4-5	2-3	1-2	0	1	1	0	11	5	0	0	0	18		
05	Crawford, Markel		2-5	1-3	0-0	0	2	2	2	5	1	0	0	2	20		
12	Stevens, Bruce		1-1	0-0	2-4	0	0	0	1	4	3	0	0	0	16		
34	Tyrtshnik, Ilya		0-1	0-1	0-0	0	1	1	0	0	0	0	0	0	2		
Team			28-52	14-30	15-21	3	5	8									
Totals						9	25	34	12	85	25	15	10	8	200		
FG % 1st Half:		17-29	58.6%	2nd half:	11-23	47.8%	Game:	28-52	53.8%	Deadball Rebounds							
3FG % 1st Half:		9-15	60.0%	2nd half:	5-15	33.3%	Game:	14-30	46.7%								
FT % 1st Half:		7-11	63.6%	2nd half:	8-10	80.0%	Game:	15-21	71.4%								
																	3.1

Officials: Karl Hess, Peter Juzenas, Owen Shortt
Technical fouls: Texas A&M-Corpus Chr-None, Ole Miss-None.
Attendance: 6102

Score by periods	1st	2nd	Total
Texas A&M-Corpus Chr	31	32	63
Ole Miss	50	35	85

Last FG - AMCC 2nd-02:21, OM 2nd-01:52.
Largest lead - AMCC None, OM by 28 2nd-10:07.
AMCC led for 00:00, OM led for 39:44. Game was tied for 00:16.

Score tied - 0 times.
Lead changed - 0 times.

Official Basketball Box Score -- Game Totals -- Final Statistics
Illinois State vs Ole Miss
12/16/17 2:31 p.m. at Oxford, Miss.

Illinois State 101 • 5-6

Minnesota State 10-1-2016																		
#	Player	Total			3-Ptr		Rebounds					PF	TP	A	TO	Blk	Stl	Min
		FG-FGA	FG-FGA	FT-FTA	Off	Def	Total											
03	Evans, Keyshawn	*	6-16	5-11	8-9	0	4	4	2	25	7	2	0	2	39			
10	Fayne, Phil	*	6-12	0-0	4-6	4	6	10	5	16	0	3	1	0	25			
25	Williams, Madison	*	4-9	3-6	3-3	1	3	4	4	14	4	0	0	0	33			
32	Bruninga, Taylor	*	1-2	0-1	0-0	0	1	1	5	2	0	0	3	0	24			
52	Yarbrough, Malik	*	8-17	0-2	9-9	4	6	10	5	25	8	6	0	1	27			
00	Gassman, Isaac		2-2	1-1	1-2	2	1	3	0	6	0	0	0	0	9			
01	Clarance, Elijah		0-2	0-0	0-0	1	1	2	2	0	0	2	0	0	7			
05	Hein, Matt		2-7	2-4	1-2	1	3	4	3	7	0	0	1	2	26			
23	Tinsley, William		2-6	2-6	0-0	0	5	5	4	6	1	2	1	0	35			
	Team					4	2	6										
Totals			31-73	13-31	26-31	17	32	49	30	101	15	73	6	5	225			
FG % 1st Half: 15-32		46.9%	2nd half: 12-32	37.5%	OT: 4-9	44.4%	Game: 31-73		42.5%	Deadball								
3FG % 1st Half: 6-11		54.5%	2nd half: 5-14	35.7%	OT: 2-6	33.3%	Game: 13-31		41.9%	Rebound								
FT % 1st Half: 7-9		77.8%	2nd half: 15-16	93.8%	OT: 4-6	66.7%	Game: 26-31		83.9%									

BOX SCORES

Official Basketball Box Score -- Game Totals -- Final Statistics
South Carolina vs Ole Miss
12/31/17 5:05 p.m. at Oxford, Miss.

South Carolina 69 • 9-4, 0-1 SEC

#	Player	Total			3-Ptr			Rebounds			PF	TP	A	TO	Blk	Stl	Min
		FG-FGA	FG-FGA	FT-FTA	FG-FGA	FG-FGA	FT-FTA	Off	Def	Tot							
10	MINAYA, Justin	f	2-3	0-1	0-0	1	3	4	4	3	1	1	0	0	14		
21	KOTSAR, Maik	f	0-7	0-1	2-3	0	4	4	3	2	2	4	1	0	31		
30	SILVA, Chris	f	5-11	0-0	11-14	6	7	13	4	21	1	1	2	0	30		
05	BOOKER, Frank	g	7-13	6-10	1-2	0	1	1	2	21	2	0	0	0	34		
15	MYERS, Wesley	g	1-7	0-1	1-3	1	1	2	4	3	5	4	0	0	30		
00	BEATTY, David	g	4-10	1-4	0-1	0	6	6	3	9	2	3	0	2	33		
12	GUEYE, Khadim	g	0-0	0-0	0-0	0	0	0	0	0	0	0	0	0	4		
13	HAASE, Felipe	g	3-7	1-3	2-3	1	5	6	1	9	1	1	0	0	24		
Team						5	2	7									
Totals			22-58	8-20	17-26	14	29	43	21	69	16	14	4	2	200		

FG % 1st Half: 10-28 35.7% 2nd half: 12-30 40.0% Game: 22-58 37.9% Deadball Rebounds 4.1
3FG % 1st Half: 2-6 33.3% 2nd half: 6-14 42.9% Game: 8-20 40.0%
FT % 1st Half: 8-13 61.5% 2nd half: 9-13 69.2% Game: 17-26 65.4%

Ole Miss 74 • 8-5, 1-0 SEC

#	Player	Total			3-Ptr			Rebounds			PF	TP	A	TO	Blk	Stl	Min
		FG-FGA	FG-FGA	FT-FTA	Off	Def	Tot										
50	Furmanavicius,Justas	f	1-3	0-0	3-4	0	1	1	5	0	0	0	0	1	19		
13	Olejniczak,Dominik	c	0-0	0-0	0-0	0	2	2	4	0	0	1	2	0	13		
00	Shuler,Devontae	g	2-7	2-5	0-0	0	1	1	0	6	1	0	0	1	20		
01	Burnett,Deandre	g	3-12	3-7	9-14	0	1	1	1	18	6	1	0	1	33		
05	Crawford,Markel	g	5-10	3-6	4-4	0	2	2	3	17	1	1	0	3	30		
02	Hymon,Marcanvis	g	3-4	0-0	1-1	2	2	4	2	7	1	0	2	0	22		
03	Davis,Terence	g	1-4	0-2	2-2	0	5	5	4	4	3	1	2	19			
04	Tyree,Breein	g	1-5	0-1	5-6	0	4	4	3	7	2	1	0	0	18		
12	Stevens,Bruce	g	4-4	0-0	2-2	0	4	4	4	10	0	0	2	1	26		
Team						2	4	6									
Totals			20-49	8-21	26-33	4	26	30	23	74	15	8	7	9	200		

FG % 1st Half: 10-28 35.7% 2nd half: 10-21 47.6% Game: 20-49 40.8% Deadball Rebounds 2.1
3FG % 1st Half: 5-14 35.7% 2nd half: 3-7 42.9% Game: 8-21 38.1%
FT % 1st Half: 6-10 60.0% 2nd half: 20-23 87.0% Game: 26-33 78.8%

Officials: Doug Shows, Patrick Evans, Vladimir Voyard-Tadal
Technical fouls: South Carolina-None. Ole Miss-Davis, Terence.
Attendance: 5849

Score by periods	1st	2nd	Total
South Carolina	30	39	69
Ole Miss	31	43	74

Points	In	Off	2nd	Fast	Bench
SC	22	7	11	7	18
OM	20	16	2	4	28

Last FG - SC 2nd-03:43, OM 2nd-05:05.
Largest lead - SC by 9 1st-11:55, OM by 6 2nd-06:23.
SC led for 22:29, OM led for 13:53. Game was tied for 03:32.

Score tied - 8 times.
Lead changed - 11 times.

Official Basketball Box Score -- Game Totals -- Final Statistics
Mississippi State vs Ole Miss
1/6/18 3:31 p.m. at Oxford, Miss.

Mississippi State 58 • 13-2, 1-1 SEC

#	Player		Total		3-Pr		Rebounds			PF	TP	A	TO	Blk	Stl	Min
			FG-FGA	FG-FGA	FT-FTA	Off	Def	Tot								
24	Abdul Ado	f	2-5	0-0	1-2	3	1	4	4	5	0	0	1	1	1	17
35	Aric Holman	f	3-6	2-4	1-2	0	5	5	0	9	3	1	2	0	22	
00	Nick Weatherspoon	g	3-10	0-3	3-6	0	2	2	3	9	0	1	0	0	32	
11	Q Weatherspoon	g	3-12	0-2	1-2	1	2	3	2	7	3	5	0	0	30	
23	Tyson Carter	g	2-5	0-3	1-2	0	1	1	1	5	2	0	0	0	15	
01	Lamar Peters		3-10	1-4	0-1	1	3	4	4	7	3	2	1	1	24	
02	Eli Wright		2-4	1-2	0-0	3	5	8	2	5	1	2	0	0	21	
03	Xavian Stapleton		2-9	1-5	2-2	2	7	9	3	7	1	3	0	1	26	
22	KeyShawn Feazell		0-0	0-0	0-0	0	0	0	0	0	0	0	0	0	0	0
45	E.J. Datcher		2-2	0-0	0-0	1	1	2	2	4	0	0	0	1	13	
Team						2	5	7								
Totals				22-63	5-23	9-17	13	32	45	21	58	13	14	4	4	200

FG % 1st Half: 13-33 39.4% 2nd half: 9-30 30.0% Game: 22-63 34.9% Deadball Rebounds 5
3FG % 1st Half: 5-10 50.0% 2nd half: 0-13 0.0% Game: 5-23 21.7%
FT % 1st Half: 3-7 42.9% 2nd half: 6-10 60.0% Game: 9-17 52.9%

Ole Miss 64 • 9-6, 2-1 SEC

#	Player		Total		3-Ptr		Rebounds				PF	TP	A	TO	Blk	Stl	Min
			FG-FGA	FG-FGA	FT-FTA	Off	Def	Tot									
02	Hymon, Marcanvis	f	0-3	0-0	0-0	1	4	5	4	0	0	0	0	0	0	17	
12	Stevens, Bruce	f	2-5	1-2	2-2	2	3	5	1	7	2	0	1	0	1	26	
00	Shuler, Devontae	g	4-8	1-5	1-2	0	1	1	1	10	1	1	0	3	24		
03	Davis, Terence	g	1-13	0-8	0-2	0	5	5	0	2	0	1	1	0	1	21	
04	Tyree, Breein	g	6-12	2-4	2-4	0	2	2	3	16	2	2	0	1	25		
01	Burnett, Deandre		6-10	3-4	6-8	1	4	5	2	21	3	2	0	0	0	32	
05	Crawford, Markel		1-4	0-2	4-4	0	4	4	0	6	2	0	1	0	1	28	
13	Olejniczak, Dominik		1-3	0-0	0-0	3	2	5	3	2	0	1	1	2	14		
50	Furmanavicius, Justas		0-4	0-3	0-0	0	2	2	0	0	0	0	1	1	0	13	
	Team					4	3	7									
Totals			21-62	7-28	15-22	11	30	41	14	64	10	7	5	6		200	

FG % 1st Half: 9-31 29.0% 2nd half: 12-31 38.7% Game: 21-62 33.9% Deadball Rebounds 5.1
3FG % 1st Half: 3-15 20.0% 2nd half: 4-13 30.8% Game: 7-28 25.0%
FT % 1st Half: 7-10 70.0% 2nd half: 8-12 66.7% Game: 15-22 68.2%

Officials: Tony Greene, Owen Shortt, Jason Baker
Technical fouls: Mississippi State-None. Ole Miss-Hymon, Marcanvis.
Attendance: 8664

Score by periods	1st	2nd	Total
Mississippi State	34	24	58
Ole Miss	28	36	64

Last FG - MS 2nd-00:41, OM 2nd-00:15.
Largest lead - MS by 13 1st-03:25, OM by 6 2nd-00:01.
MS led for 31:52, OM led for 06:15. Game was tied for 01:53.

Score tied - 4 times.
Lead changed - 9 times.

Official Basketball Box Score -- Game Totals -- Final Statistics
Ole Miss vs Georgia
01/03/18 6:30 PM ET at Stegeman Coliseum -- Athens, Ga.

Ole Miss 60 • 8-6, 1-1

#	Player		Total			3-Ptr			Rebounds			PF	TP	A	TO	Blk	Stl	Min
			FG-FGA	FG-FGA	FT-FTA	Off	Def	Tot										
50	Furmanavicius, Justas	f	1-3	1-1	0-0	3	2	5	3	3	0	0	2	0	21			
13	Olejniczak, Dominik	c	3-5	0-0	0-0	2	5	7	3	6	0	1	0	0	24			
00	Shuler, Devontae	g	5-11	1-5	0-0	1	2	3	1	11	1	1	0	4	22			
01	Burnett, Deandre	g	2-7	0-3	0-0	0	2	2	2	4	3	3	0	0	21			
05	Crawford, Markel	g	2-9	1-5	4-5	1	5	6	3	9	1	1	0	0	31			
02	Hymon, Marcanvis	g	1-4	0-0	0-0	3	2	5	3	2	0	0	0	0	16			
03	Davis, Terence	g	2-11	0-6	0-0	0	3	3	2	4	1	0	0	0	20			
04	Tyree, Breein	g	7-15	3-4	0-0	1	2	3	1	17	0	2	0	2	26			
12	Stevens, Bruce	g	2-5	0-2	0-1	2	1	3	5	4	0	2	1	0	19			
Team						5	0	5										
Totals			25-70	6-26	4-6	18	24	42	23	60	6	10	3	6	200			

FG % 1st Half: 13-34 38.2% 2nd half: 12-36 33.3% Game: 25-70 35.7% Deadball Rebounds 0
3FG % 1st Half: 4-13 30.8% 2nd half: 2-13 15.4% Game: 6-26 23.1%
FT % 1st Half: 1-2 50.0% 2nd half: 3-4 75.0% Game: 4-6 66.7%

Georgia 71 • 10-3, 1-1

#	Player		Total			3-Ptr			Rebounds			PF	TP	A	TO	Blk	Stl	Min
			FG-FGA	FG-FGA	FT-FTA	Off	Def	Tot										
01	MATEN, Yante	f	5-13	0-2	5-7	5	2	7	3	15	1	3	2	0	35			
13	WILDRIDGE, E'Torrian	f	1-3	0-2	1-1	0	1	1	0	3	2	1	0	0	15			
00	HAMMONDS, Rayshaun	f	0-2	0-0	0-0	0	2	2	5	0	0	0	0	1	8			
34	OGBEIDE, Derek	f	6-8	0-0	2-4	3	5	8	2	14	0	1	0	0	25			
01	JACKSON II, William	g	1-9	1-6	0-0	0	5	5	3	5	1	1	2	35				
02	HARRIS, Jordan	g	5-6	2-3	0-0	0	1	1	0	12	2	2	0	0	28			
03	PARKER, Juwan	g	4-11	4-4	6-7	3	8	11	0	18	3	1	1	1	26			
04	CRUMP, Tyree	g	0-0	0-0	0-0	0	0	0	0	0	0	0	0	0	3			
10	HIGHTOWER, Teshawn	g	0-1	0-1	0-0	0	1	1	0	0	2	0	0	0	5			
32	EDWARDS, Mike	g	0-0	0-0	0-0	0	0	0	1	0	0	0	1	0	3			
33	CLAXTON, Nicolas	g	2-4	0-1	2-3	1	2	3	1	6	1	2	2	0	17			

BOX SCORES

Official Basketball Box Score -- Game Totals -- Final Statistics
Florida vs Ole Miss
1/13/18 12:07 p.m. at Oxford, Miss.

Florida 72 • 12-5, 4-1 SEC

#	Player	Total			3-Ptr			Rebounds			PF	TP	A	TO	Blk	Stl	Min
		FG-FGA	FG-FGA	FT-FTA	Off	Def	Tot	Off	Def	Tot							
25	Stone, Keith	f	4-10	2-4	13-18	4	4	8	5	23	2	4	0	1	35		
13	Hayes, Kevarius	c	2-2	0-0	0-0	0	1	1	3	4	0	0	1	0	15		
04	Koulechov, Egor	g	4-15	3-7	0-0	2	9	11	1	11	3	0	0	3	38		
05	Allen, KeVaughn	g	2-9	1-6	0-0	2	1	3	2	5	3	3	0	1	29		
11	Chiozza, Chris	g	3-10	1-5	0-0	0	6	6	1	7	4	2	0	3	37		
00	Okauru, Mike		3-6	2-4	1-2	0	1	1	0	9	1	0	0	0	15		
03	Hudson, Jalen		4-7	1-3	2-2	0	3	3	5	11	1	1	1	0	19		
12	Gak, Gorjok		1-1	0-0	0-0	1	1	2	2	2	0	0	2	0	11		
21	Bassett, Dontay		0-1	0-0	0-0	0	0	0	1	0	0	0	0	0	1		
Team						0	0	0									
Totals			23-61	10-29	16-22	9	26	35	20	72	14	10	4	8	200		
FG % 1st Half: 11-31		35.5%	2nd half: 12-30	40.0%	Game: 23-61	37.7%											
3FG % 1st Half: 5-15		33.3%	2nd half: 5-14	35.7%	Game: 10-29	34.5%											
FT % 1st Half: 4-6		66.7%	2nd half: 12-16	75.0%	Game: 16-22	72.7%											
																	Deadball Rebounds 1

Ole Miss 78 • 10-7, 3-2 SEC

#	Player	Total			3-Ptr			Rebounds			PF	TP	A	TO	Blk	Stl	Min
		FG-FGA	FG-FGA	FT-FTA	Off	Def	Tot	Off	Def	Tot							
12	Stevens, Bruce	f	8-13	1-3	5-6	3	3	6	3	22	1	1	0	2	25		
03	Olejniczak, Dominik	c	1-2	0-0	0-0	0	1	1	1	2	0	2	0	0	10		
01	Burnett, Deandre	g	5-8	3-4	7-8	0	2	2	0	20	6	2	0	0	35		
04	Tyree, Brein	g	0-6	0-2	3-4	0	3	3	4	3	4	1	1	1	24		
05	Crawford, Markel	g	7-12	1-2	2-2	0	4	4	1	17	1	3	0	0	37		
00	Shuler, Devontae		0-3	0-2	0-0	1	2	3	1	0	1	1	0	0	17		
02	Hymon, Marcanvis		2-3	0-0	2-2	3	6	9	1	6	0	0	0	1	22		
03	Davis, Terence		2-11	1-5	3-4	1	7	8	3	8	4	1	2	0	23		
50	Furmanavicius, Justas		0-0	0-0	0-0	0	0	0	1	0	0	0	0	0	7		
Team						2	6	8									
Totals			25-58	6-18	22-26	10	34	44	15	78	17	11	3	4	200		
FG % 1st Half: 10-33		30.3%	2nd half: 15-25	60.0%	Game: 25-58	43.1%											
3FG % 1st Half: 2-10		20.0%	2nd half: 4-8	50.0%	Game: 6-18	33.3%											
FT % 1st Half: 9-10		90.0%	2nd half: 13-16	81.3%	Game: 22-26	84.6%											
																	Deadball Rebounds 1

Officials: Doug Shows, Patrick Evans, John Hampton
Technical fouls: Florida-None. Ole Miss-None.
Attendance: 6457

Score by periods	1st	2nd	Total
Florida	31	41	72
Ole Miss	31	47	78

Last FG - UF 2nd-00:06, OM 2nd-01:28.

Largest lead - UF by 8 2nd-12:53, OM by 7 2nd-00:40.

UF led for 22:13, OM led for 12:12, Game was tied for 05:35.

Score tied - 13 times.

Lead changed - 11 times.

Official Basketball Box Score -- Game Totals -- Final Statistics
Ole Miss vs Arkansas
01/20/18 2:30 p.m. at Fayetteville, Ark. (Bud Walton Arena)

Ole Miss 93 • 10-9, 3-4 SEC

#	Player	Total			3-Ptr			Rebounds			PF	TP	A	TO	Blk	Stl	Min
		FG-FGA	FG-FGA	FT-FTA	Off	Def	Tot	Off	Def	Tot							
02	Hymon, Marcanvis	f	2-2	0-0	1-2	3	5	8	2	5	1	5	0	0	21		
12	Stevens, Bruce	f	5-9	1-3	4-4	3	1	4	5	15	3	2	0	0	26		
01	Burnett, Deandre	g	3-12	2-6	7-8	1	1	2	2	15	2	3	0	0	28		
03	Davis, Terence	g	10-15	5-8	5-6	1	4	5	4	30	0	0	1	1	34		
04	Tyree, Brein	g	5-8	3-6	3-5	0	1	1	3	16	5	0	0	0	25		
00	Shuler, Devontae		1-4	0-3	2-2	0	1	1	4	4	3	2	0	2	17		
05	Crawford, Markel		1-6	0-2	0-0	0	2	2	0	2	3	0	0	3	29		
13	Olejniczak, Dominik		2-3	0-0	2-2	2	2	4	3	6	0	0	1	0	11		
50	Furmanavicius, Justas		0-1	0-1	0-0	0	0	0	1	0	0	1	1	1	9		
Team						2	1	3									
Totals			29-60	11-29	24-29	12	18	30	24	93	17	13	3	7	200		
FG % 1st Half: 13-28		46.4%	2nd half: 16-32	50.0%	Game: 29-60	48.3%											
3FG % 1st Half: 4-12		33.3%	2nd half: 7-17	41.2%	Game: 11-29	37.9%											
FT % 1st Half: 8-10		80.0%	2nd half: 16-19	84.2%	Game: 24-29	82.8%											
																	Deadball Rebounds 2,1

Arkansas 97 • 13-6, 3-4 SEC

#	Player	Total			3-Ptr			Rebounds			PF	TP	A	TO	Blk	Stl	Min
		FG-FGA	FG-FGA	FT-FTA	Off	Def	Tot	Off	Def	Tot							
02	BAILEY, ADRIO	f	1-1	0-0	0-2	0	0	0	4	2	2	0	1	1	23		
10	GAFFORD, DANIEL	f	6-11	0-0	3-4	3	6	9	4	15	0	2	3	3	28		
20	HALL, DARIOUS	f	1-2	1-1	8-8	2	1	3	4	11	0	2	0	0	13		
00	BARFORD, JAYLEN	g	8-11	3-4	4-7	1	4	5	3	23	4	3	0	3	34		
31	BEARD, ANTON	g	2-8	1-4	2-2	0	2	2	2	7	5	1	0	2	30		
01	THOMPSON, TREY		1-1	0-0	0-0	0	4	4	2	2	0	0	0	0	12		
04	MACON, DARYL		3-8	3-8	11-12	0	0	0	2	20	6	2	0	0	29		
05	COOK, ARLANDO		3-4	0-0	0-0	1	2	3	0	6	1	1	0	0	16		
23	JONES, CJ		4-7	3-5	0-0	0	2	2	0	11	0	2	0	0	15		
Team						1	0	1									
Totals			29-53	11-22	28-35	8	21	29	21	97	18	14	4	9	200		
FG % 1st Half: 16-27		59.3%	2nd half: 13-26	50.0%	Game: 29-53	54.7%											
3FG % 1st Half: 8-13		61.5%	2nd half: 3-9	33.3%	Game: 11-22	50.0%											
FT % 1st Half: 10-13		76.9%	2nd half: 18-21	81.8%	Game: 28-35	80.0%											
																	Deadball Rebounds 4,1

Officials: Doug Shows, Garrick Shannon, Steven Anderson
Technical fouls: Ole Miss-Tyree, Brein. Arkansas-None.
Attendance: 18030
Fouled Out: Ole Miss, #12, Stevens (2:05, 2H)

Score by periods	1st	2nd	Total
Ole Miss	38	55	93
Arkansas	50	47	97

Last FG - OM 2nd-00:12, AR 2nd-04:04.

Largest lead - OM by 2 1st-14:42, AR by 16 1st-01:58.

OM led for 00:21, AR led for 39:09. Game was tied for 00:30.

Score tied - 1 time.

Lead changed - 2 times.

Official Basketball Box Score -- Game Totals -- Final Statistics
Ole Miss vs Texas A&M
01/16/18 8:00 PM at Reed Arena (College Station, TX)

Ole Miss 69 • 10-8, 3-3 SEC

#	Player		Total		3-Ptr		Rebounds			PF	TP	A	TO	Blk	Stl	Min
			FG-FGA	FG-FGA	FT-FTA	Off	Def	Tot								
01	Burnett,Deandre	*	3-10	1-6	0-0	0	2	2	0	7	8	0	0	0	35	
04	Tyree,Breelin	*	4-7	1-2	2-2	2	3	5	3	11	0	4	0	1	25	
05	Crawford,Markel		0-1	0-0	4-5	0	0	0	2	4	0	2	0	1	24	
12	Stevens,Bruce	*	9-15	0-3	2-4	4	5	9	2	20	3	0	0	0	33	
03	Olejniczak,Dominik	*	1-3	0-0	0-0	1	1	2	4	2	0	1	2	0	19	
00	Shuler,Devontae		2-4	1-3	0-0	1	1	2	0	5	1	0	0	0	13	
02	Hymon,Marcanvis		3-4	0-0	0-0	0	1	1	3	6	0	0	0	0	22	
03	Davis,Terence		5-14	2-7	0-0	3	4	7	1	12	6	2	0	1	24	
50	Furmanavicius,Justas		0-1	0-0	2-2	0	0	0	0	2	1	0	0	0	5	
	Team					2	4	6								
Totals			27-59	5-21	10-13	13	21	34	15	69	19	9	2	3	200	
FG % 1st Half: 13-25			52.0%	2nd half: 14-34			41.2%	Game: 27-59			45.8%					Deadball Rebounds 1
3FG % 1st Half: 3-8			37.5%	2nd half: 2-13			15.4%	Game: 5-21			23.8%					
FT % 1st Half: 8-8			100.0%	2nd half: 2-5			40.0%	Game: 10-13			76.9%					

BOX SCORES



Official Basketball Box Score -- Game Totals -- Final Statistics
Ole Miss vs Texas
 01/27/18 1:05 P.M. at Austin, TX (Frank Erwin Center)



Ole Miss 72 • 11-10

#	Player	Total		3-Ptr		Rebounds			PF	TP	A TO Blk Stl					Min
		FG-FGA	FG-FGA	FT-FTA	FT-FTA	Off	Def	Tot			A	TO	Blk	Stl		
02	Hymon, Marcanvis	1	0-3	0-0	3-4	3	0	3	3	3	0	1	0	0	0	8
12	Stevens, Bruce	f	2-4	0-0	2-2	0	1	1	5	6	1	0	0	0	0	14
01	Burnett, Deandre	g	6-12	3-7	6-6	0	3	3	0	21	1	3	0	0	0	37
03	Davis, Terence	g	3-11	1-5	0-0	1	5	6	2	7	0	2	1	0	0	30
04	Tyree, Breein	g	2-4	1-3	0-0	0	1	1	1	5	0	0	0	0	0	15
00	Shuler, Devontae	g	2-7	1-2	0-0	1	2	3	0	5	0	1	0	1	0	25
05	Crawford, Markel	g	2-6	2-4	0-0	0	8	8	2	6	2	3	0	0	0	24
13	Olejniczak, Dominik	g	7-13	0-0	2-3	3	3	6	1	16	2	0	1	1	0	27
20	Davis, D.C.	g	0-0	0-0	1-2	0	1	1	0	1	0	0	0	0	0	3
50	Furmanavicius, Justas	g	1-4	0-0	0-0	3	1	4	5	2	1	0	0	0	0	17
Team						1	0	1								
Totals			25-64	8-21	14-17	12	25	37	19	72	7	10	2	2	2	200
FG % 1st Half:		14-33	42.4%	2nd half:	11-31	35.5%	Game:		25-64	39.1%	Deadball					
3FG % 1st Half:		4-13	30.8%	2nd half:	4-8	50.0%	Game:		8-21	38.1%	Rebounds					
FT % 1st Half:		4-5	80.0%	2nd half:	10-12	83.3%	Game:		14-17	82.4%	0.2					

Texas 85 • 14-7

#	Player	Total		3-Ptr		Rebounds			PF	TP	A TO Blk Stl					Min
		FG-FGA	FG-FGA	FT-FTA	FT-FTA	Off	Def	Tot			A	TO	Blk	Stl		
04	Bamba, Mohamed	f	6-8	1-1	12-13	3	12	15	1	25	0	0	4	0	0	28
21	Osetkowski, Dylan	f	6-11	0-3	5-7	4	3	7	3	17	3	1	0	2	0	32
02	Coleman, Matt	g	1-7	0-1	0-0	1	4	5	3	2	5	1	0	1	0	28
12	Roach II, Kerwin	g	7-12	2-6	0-0	0	2	2	0	16	5	2	0	1	0	31
13	Febres, Jase	g	4-9	4-8	0-0	0	2	2	2	12	0	0	0	0	0	29
00	Banks III, James	g	0-0	0-0	2-2	0	0	0	1	2	0	0	0	0	0	2
03	Young, Jacob	g	0-4	0-4	0-0	0	0	0	1	0	0	1	0	1	0	6
05	Hamm Jr, Royce	g	0-1	0-1	0-0	0	1	1	0	0	0	1	0	0	0	4
10	Davis Jr, Eric	g	3-9	3-7	0-0	0	0	0	1	9	0	1	0	1	0	26
20	Sims, Jericho	g	1-2	0-0	0-1	0	2	2	3	2	0	0	0	0	0	14
Team						1	3	4								
Totals			28-63	10-31	19-23	9	29	38	15	85	13	7	4	6	2	200
FG % 1st Half:		16-33	48.5%	2nd half:	12-30	40.0%	Game:		28-63	44.4%	Deadball					
3FG % 1st Half:		6-16	37.5%	2nd half:	4-15	26.7%	Game:		10-31	32.3%	Rebounds					
FT % 1st Half:		7-9	77.8%	2nd half:	12-14	85.7%	Game:		19-23	82.6%	3.1					

Officials: Rick Crawford, Keith Kimble, Jeb Harness
 Technical fouls: Ole Miss-None. Texas-None.
 Attendance: 10913

Score by periods	1st	2nd	Total
Ole Miss	36	36	72
Texas	45	40	85

Points	In	Off	2nd	Fast	Bench
OM	28	6	8	2	30
UT	32	8	14	4	13

Last FG - OM 2nd-00:42, UT 2nd-00:58.
 Largest lead - OM by 3 1st-10:37, UT by 18 2nd-09:26.
 OM led for 02:05. UT led for 33:10. Game was tied for 04:45.

Score tied - 4 times.
 Lead changed - 4 times.



Official Basketball Box Score -- Game Totals -- Final Statistics
Ole Miss vs Tennessee
 02/03/18 6:02 p.m. at Knoxville, Tenn. (Thompson-Boling Arena)



Ole Miss 61 • 11-12, 4-6 SEC

#	Player	Total		3-Ptr		Rebounds			PF	TP	A TO Blk Stl					Min
		FG-FGA	FG-FGA	FT-FTA	FT-FTA	Off	Def	Tot			A	TO	Blk	Stl		
50	Furmanavicius, Justas	f	1-2	0-0	4-4	2	2	4	3	6	1	2	0	0	0	23
13	Olejniczak, Dominik	c	0-2	0-0	2-2	0	1	1	3	2	0	2	0	0	0	15
01	Burnett, Deandre	g	2-13	1-7	2-3	0	2	2	0	7	2	3	0	1	0	26
03	Davis, Terence	g	5-16	3-6	0-2	4	5	9	2	13	1	3	1	0	0	26
04	Tyree, Breein	g	2-9	2-5	0-0	0	3	3	1	6	5	2	0	1	0	27
00	Shuler, Devontae	g	1-4	1-2	0-0	2	1	3	1	3	1	1	0	0	0	16
02	Hymon, Marcanvis	g	0-0	0-0	0-0	1	4	5	4	0	0	0	0	0	0	21
05	Crawford, Markel	g	2-3	1-2	0-0	0	1	1	1	5	1	1	0	1	0	22
12	Stevens, Bruce	g	7-10	2-2	0-0	5	1	6	4	16	1	3	0	0	0	22
20	Davis, D.C.	g	1-1	1-1	0-0	0	0	0	0	3	0	0	0	0	0	2
Team						3	1	4								
Totals			21-60	11-25	8-11	17	21	38	19	61	12	17	1	3	2	200
FG % 1st Half:		9-27	33.3%	2nd half:	12-33	36.4%	Game:		21-60	35.0%	Deadball					
3FG % 1st Half:		3-10	30.0%	2nd half:	8-15	53.3%	Game:		11-25	44.0%	Rebounds					
FT % 1st Half:		4-6	66.7%	2nd half:	4-5	80.0%	Game:		8-11	72.7%	0					

Tennessee 94 • 17-5, 7-3 SEC

#	Player	Total		3-Ptr		Rebounds			PF	TP	A TO Blk Stl					Min
		FG-FGA	FG-FGA	FT-FTA	FT-FTA	Off	Def	Tot			A	TO	Blk	Stl		
02	Williams, Grant	f	6-11	0-0	5-7	0	4	4	3	17	2	1	0	1	0	22
05	Schofield, Admiral	f	6-12	3-6	0-0	3	9	12	2	15	1	0	1	1	0	28
11	Alexander, Kyle	f	5-6	0-0	4-4	4	2	6	3	14	0	2	4	2	0	23
23	Bowden, Jordan	f	3-7	0-4	4-6	0	3	3	2	10	5	1	2	3	0	29
00	Bone, Jordan	g	1-5	1-3	0-0	0	2	2	1	3	6	0	0	0	0	23
01	Turner, Lamonte	g	6-8	5-6	0-0	1	1	2	3	17	4	0	0	0	0	21
03	Daniel, James	g	1-7	1-7	0-0	0	0	0	1	3	5	1	0	4	0	26
10	Fulkerson, John	g	1-1	0-0	2-2	0	0	0	1	4	1	1	0	0	0	5
13	Johnson, Jalen	g	2-2	2-2	0-0	0	2	2	0	6	1	0	0	0	0	4
15	Walker, Derrick	g	1-2	0-0	0-0	1	1	2	0	2	0	0	0	0	0	7
32	Darrington, Chris	g	0-0	0-0	0-0	0	0	0	0	0	0	0	0	0	0	2
35	Pons, Yves	g	1-1	1-1	0-0	0	1	1	1	3	2	0	0	0	0	10
Team						1	0	1								
Totals			33-62	13-29	15-19	10	25	35	17	94	27	6	7	11	2	200
FG % 1st Half:		13-34	38.2%	2nd half:	20-28	71.4%	Game:		33-62	53.2%	Deadball					
3FG % 1st Half:		3-15	20.0%	2nd half:	10-14	71.4%	Game:		13-29	44.8%	Rebounds					
FT % 1st Half:		6-9	66.7%	2nd half:	9-10	90.0%	Game:		15-19	78.9%	2					

Officials: Tony Greene, Mike Nance, Brian Shey
 Technical fouls: Ole Miss-None. Tennessee-None.
 Attendance: 18316

Score by periods	1st	2nd	Total
Ole Miss	25	36	61
Tennessee	35	59	94



Official Basketball Box Score -- Game Totals -- Final Statistics
Auburn vs Ole Miss
 1/30/18 8:05 p.m. at Oxford, Miss.



Auburn 79 • 20-2, 8-1 SEC

#	Player		Total		3-Ptr		Rebounds			PF	TP	A TO Blk Stl					Min
			FG-FGA	FG-FGA	FT-FTA	Off	Def	Tot	A			TO	Blk	Stl			
13	MURRAY, Desean	f	2-6	1-2	4-4	5	5	10	4	9	3	0	0	0	0	22	
24	MCLEMORE, Anfernee	f	3-7	1-4	3-6	3	2	5	3	10	0	0	0	3	2	22	
01	HARPER, Jared	g	2-11	2-6	7-8	0	0	0	1	13	7	1	0	0	0	35	
02	BROWN, Bryce	g	9-16	3-7	2-4	2	2	4	2	23	1	0	0	0	0	32	
05	HERON, Mustapha	g	7-15	2-7	0-0	2	4	6	1	16	1	2	0	0	0	29	
00	SPENCER, Horace	g	2-3	0-0	1-2	2	2	4	3	5	0	2	0	0	1	18	
04	KEKE, Chuma		1-4	0-1	1-2	0	3	3	1	3	3	3	0	0	0	18	
10	MITCHELL, Davion		0-1	0-0	0-0	1	0	1	4	0	0	3	0	0	1	9	
14	DUNBAR, Malik		0-4	0-1	0-0	1	3	4	2	0	0	0	0	0	0	15	
Team						3	2	5									
Totals			26-67	9-28	18-26	19	23	42	21	79	15	11	3	4	1	200	
FG % 1st Half: 11-30			36.7%	2nd half: 15-37	40.5%	Game: 26-67		38.8%	Deadball								
FT % 1st Half: 6-15			40.0%	2nd half: 3-13	23.1%	Game: 9-28		32.1%	Rebounds								
3P % 1st Half: 10-14			71.4%	2nd half: 8-12	66.7%	Game: 18-26		69.2%	4								

BOX SCORES



Official Basketball Box Score -- Game Totals -- Final Statistics
Ole Miss vs LSU
02/10/18 3:05 PM at Maravich Center (Baton Rouge, La.)



Official Basketball Box Score -- Game Totals -- Final Statistics
Arkansas vs Ole Miss
2/13/18 6 p.m. at Oxford, Miss. (The Pavilion at Ole Miss)



Ole Miss 66 • 11-14 (4-8)

#	Player		Total		3-Ptr		Rebounds			PF	TP	A	TO	Blk	Stl	Min
			FG-FGA	FG-FGA	FT-FTA	Off	Def	Tot								
12	Stevens,Bruce	f	6-10	0-1	4-5	2	3	5	2	16	1	1	1	0	32	
00	Shuler,Devontae	g	1-7	0-4	0-0	1	5	6	1	2	0	1	0	1	24	
01	Burnett,Deandre	g	5-9	2-6	4-7	1	2	3	2	16	1	5	0	3	30	
03	Davis,Terence	g	3-9	1-6	0-0	2	7	9	3	7	2	2	0	0	34	
05	Crawford,Markel	g	0-4	0-3	4-4	2	1	3	4	4	0	0	0	0	20	
02	Hymon,Marcanvis		0-3	0-0	0-1	0	1	1	2	0	0	0	0	0	8	
04	Tyree,Breein		3-11	2-7	2-2	0	0	0	2	10	1	0	0	0	29	
13	Olejniczak,Dominik		3-5	0-0	0-1	1	0	1	3	6	0	0	0	0	6	
50	Furmanavicius,Justas		2-4	1-2	0-0	2	3	5	0	5	0	0	0	1	17	
Team						4	3	7								
Totals			23-62	6-29	14-20	15	25	40	19	66	5	9	1	5	200	
FG % 1st Half: 15-33			45.5%	2nd half: 8-29	27.6%	Game: 23-62			37.1%	Deadball Rebounds						
3FG % 1st Half: 4-14			28.6%	2nd half: 2-15	13.3%	Game: 6-29			20.7%							
FT % 1st Half: 3-5			60.0%	2nd half: 11-15	73.3%	Game: 14-20			70.0%							

LSU 82 • 14-10 (5-7)

#	Player	Total		3-Ptr		Rebounds			PF	TP	A	TO	Blk	Stl	Min
		FG-FGA	FG-FGA	FT-FTA	Off	Def	Tot								
01	Duop Reath	f	10-12	1-1	5-6	4	1	5	3	26	0	0	1	0	24
21	Aaron Epps	f	5-9	0-2	1-3	2	7	9	4	11	0	1	2	0	31
03	Tremont Waters	g	3-12	1-5	4-4	0	5	5	3	11	8	1	0	1	31
04	Skylar Mays	g	5-9	2-5	5-7	0	6	6	2	17	2	1	0	2	34
05	Daryl Edwards	g	2-7	1-6	0-0	0	1	1	1	5	4	3	0	1	29
00	Brandon Sampson		1-3	0-2	0-0	0	0	0	1	2	0	0	0	0	8
02	Brandon Rachal		0-0	0-0	0-0	0	0	0	3	0	0	1	0	0	4
14	Randy Onwuasor		1-2	1-1	3-4	1	2	3	2	6	0	0	0	0	17
15	Reed Vial		0-0	0-0	0-0	0	0	0	0	0	0	0	0	0	1
44	Wayde Sims		2-4	0-1	0-0	1	3	4	3	4	0	0	1	0	21
Team						2	1	3			1				
Totals			29-58	6-23	18-24	10	26	36	22	82	14	8	4	4	200
FG % 1st Half: 13-27 48.1% 2nd half: 16-31 51.6% Game: 29-58 50.0%															
3FG % 1st Half: 3-11 27.3% 2nd half: 3-12 25.0% Game: 6-23 26.1%															
FT % 1st Half: 8-13 61.5% 2nd half: 10-11 90.9% Game: 18-24 75.0%															
Deadball Rebounds 1															

Officials: Olandis Poole, John Hampton, Bart Lenox
Technical fouls: Ole Miss-Crawford,Markel. LSU-None.
Attendance: 8545

Score by periods	1st	2nd	Total
Ole Miss	37	29	66
LSU	37	45	82

Arkansas 75 • 18-8, 7-6 SEC

#	Player		Total		3-Ptr		Rebounds					PF	TP	A	TO	Blk	Stl	Min
			FG-FGA	FG-FGA	FT-FTA	Off	Def	Tot										
10	Gafford,Daniel	f	6-7	0-0	7-10	3	3	6	2	19	0	0	0	0	0	0	20	
13	Thomas,Dustin	f	2-5	0-0	2-2	2	2	4	4	6	1	1	0	0	0	0	21	
00	Barford,Jaylen	g	5-14	1-7	2-2	1	4	5	3	13	1	2	0	0	0	0	32	
04	Macon,Daryl	g	1-6	0-4	2-2	1	3	4	2	4	6	2	0	1	25	1	25	
01	Beard,Anton	g	5-10	3-4	0-0	0	3	3	1	13	1	1	0	1	30	1	30	
31	Thompson,Trey		0-2	0-0	0-0	0	5	5	4	0	3	0	0	0	1	22	1	
05	Cook,Arlando		0-2	0-0	1-2	0	2	2	0	1	0	0	0	0	0	7	7	
20	Hall,Darrious		5-8	3-4	1-7	5	6	11	3	14	3	1	0	0	0	0	22	
22	Osabuohien,Gabe		1-2	0-0	1-2	0	3	3	3	3	0	0	0	0	0	8	8	
23	Jones,CJ		1-6	0-4	0-0	0	1	1	0	2	0	1	0	1	1	13	13	
Team						1	4	5										
Totals			26-62	7-23	16-27	13	36	49	22	75	15	8	0	4	200			
FG % 1st Half: 11-32			34.4%	2nd half: 15-30	50.0%	Game: 26-62		41.9%										Deadball
3FG % 1st Half: 4-14			28.6%	2nd half: 3-9	33.3%	Game: 7-23		30.4%										Rebounds
FT % 1st Half: 8-12			66.7%	2nd half: 8-15	53.3%	Game: 16-27		59.3%										2,1

Ole Miss 64 • 11-15, 4-9 SEC

#	Player		Total		3-Ptr		Rebounds			PF	TP	A	TO	Blk	Stl	Min
			FG-FGA	FG-FGA	FT-FTA	Off	Def	Tot								
02	Hymon,Marcanvis	f	2-4	0-0	0-0	3	5	8	3	4	1	1	1	0	27	
12	Stevens,Bruce	f	1-4	0-0	2-4	1	4	5	5	4	1	4	0	2	15	
01	Burnett,Deandre	g	6-15	3-6	9-12	0	2	2	1	24	3	1	0	0	31	
03	Davis,Terence	g	2-11	0-2	2-4	6	7	13	4	6	2	3	0	1	25	
05	Crawford,Markel	g	4-9	2-5	7-9	2	3	5	0	17	2	1	0	1	39	
00	Shuler,Devontae		1-3	1-3	0-0	0	1	1	2	3	1	0	0	0	11	
04	Tyree,Breein		2-11	2-5	0-0	0	3	3	1	6	1	0	0	0	23	
13	Olejniczak,Dominik		0-1	0-0	0-0	0	0	0	2	0	0	0	0	0	9	
50	Furmanavicius,Justas		0-4	0-4	0-2	2	3	5	3	0	0	0	0	1	20	
Team						1	4	5								
Totals				18-62	8-25	20-31	15	32	47	21	64	11	10	1	5	200
FG % 1st Half: 5-29			17.2%	2nd half: 13-33	39.4%	Game: 18-62		29.0%								Deadball Rebounds 3
3FG % 1st Half: 2-12			16.7%	2nd half: 6-13	46.2%	Game: 8-25		32.0%								
FT % 1st Half: 11-17			64.7%	2nd half: 9-14	64.3%	Game: 20-31		64.5%								

Officials: Ron Groover, Mike Nance, Vladimir Voyard-Tadal
Technical fouls: Arkansas-None. Ole Miss-None.
Attendance: 6023

Score by periods	1st	2nd	Total
Arkansas	34	41	75
Ole Miss	23	41	64

Last FG - AR 2nd-01:43. OM 2nd-00:20.
Largest lead - AR by 18 2nd-03:00. OM by 6 1st-17:59.
AR led for 26:51. OM led for 12:41. Game was tied for 00:28.

Points	In Paint	Off T/O	2nd Chance	Fast Break	Bench
Arkansas	26	10	15	6	20
Ole Miss	18	8	8	7	9

Score tied - 2 times.
Lead changed - 1 time.



#24 LANE BELOW

6-1 • 185 • SR • G

Hometown: Advance, Mo.
Last School: Three Rivers C.C.

Below Facts

- Earned a scholarship in January after previously joining the team as a walk-on
- Known as the funniest guy on the team
- Played in four games last season, his first as a Rebel

2017-18 GAME-BY-GAME STATISTICS

Date	Opponent	Min	FG	3-pt	FT	Pts	Rebs	A	TO	B	S
11-10	Louisiana	DNP									
11-13	Eastern Kentucky	DNP									
11-17	Georgia State	DNP									
11-20	Utah	DNP									
11-22	Rice	DNP									
11-28	South Dakota State	DNP									
12-2	Virginia Tech	DNP									
12-9	Middle Tennessee	DNP									
12-13	Sam Houston State	DNP									
12-16	Illinois State	DNP									
12-19	Texas A&M-CC	DNP									
12-22	Bradley	1	0-0	0-0	0-0	0	0	0	0	0	0
12-31	South Carolina	DNP									
1-3	Georgia	DNP									
1-6	Mississippi State	DNP									
1-9	Auburn	DNP									
1-13	Florida	DNP									
1-16	Texas A&M	DNP									
1-20	Arkansas	DNP									
1-23	Alabama	DNP									
1-27	Texas	DNP									
1-30	Auburn	DNP									
2-3	Tennessee	DNP									
2-6	Missouri	DNP									
2-10	LSU	DNP									
2-13	Arkansas	DNP									
TOTALS		1	0-0	0-0	0-0	0	0	0	0	0	0

* Indicates start
Home game in bold

CAREER HIGHS

POINTS	THREE-POINTERS
REBOUNDS	ASSISTS
FIELD GOALS	STEALS
FREE THROWS	BLOCKS

CAREER STATISTICS

YEAR	G-GS	MIN/AVG	FG-FGA	PCT	3P-3PA	PCT	FT-FTA	PCT	REB-AVG	A	TO	B	S	PTS/AVG
2016-17	4-0	6/1.5	1-2	.500	0-0	.000	0-0	.000	0-0	0	0	0	0	2/0.5
2017-18	1-0	1/1.0	0-0	.000	0-0	.000	0-0	.000	0-0	0	0	0	0	0/0
TOTAL	5-0	6/1.2	1-2	.500	0-0	.000	0-0	.000	0-0	0	0	0	0	2/0.4



#1 DEANDRE BURNETT

6-2 • 192 • SR • G

Hometown: Miami, Fla.
Last School: Miami (Fla.)

Burnett Facts

- Nickname is “Dre”
- 1,109 career points (914 at Ole Miss, 195 at Miami)
- First Team Preseason All-SEC (Coaches), Second Team Preseason All-SEC (Media)
- On pace to rank 5th in Ole Miss history in career free throw percentage
- Brother is Minnesota Vikings running back Dalvin Cook

2017-18 GAME-BY-GAME STATISTICS

Date	Opponent	Min	FG	3-pt	FT	Pts	Rebs	A	TO	B	S
11-10	Louisiana	26	6-9	0-2	5-6	17	0	3	1	0	0
11-13	Eastern Kentucky	23	4-8	4-5	5-6	17	1	0	1	0	0
11-17	Georgia State	24	0-6	0-4	7-9	7	1	6	1	0	0
11-20	Utah	26	7-11	5-6	2-2	21	4	1	3	0	1
11-22	Rice*	32	6-12	3-9	3-4	18	5	8	1	0	1
11-28	South Dakota State*	38	5-12	2-5	7-9	19	1	6	0	0	0
12-2	Virginia Tech*	34	4-14	1-5	2-2	11	0	7	1	0	1
12-9	Middle Tennessee	28	1-7	1-3	6-6	9	0	4	2	0	0
12-13	Sam Houston State	22	4-8	1-4	3-4	12	4	6	4	0	0
12-16	Illinois State	30	5-14	2-9	7-7	19	1	7	1	0	1
12-19	Texas A&M-CC*	24	2-6	1-4	8-9	13	3	8	4	0	0
12-22	Bradley*	26	3-4	2-2	2-2	10	3	2	1	0	1
12-31	South Carolina*	33	3-12	3-7	9-14	18	1	6	1	0	1
1-3	Georgia*	21	2-7	0-3	0-0	4	2	3	3	0	0
1-6	Mississippi State*	32	6-10	3-4	6-8	21	5	3	2	0	0
1-9	Auburn	DNP									
1-13	Florida*	35	5-8	3-4	7-8	20	2	6	2	0	0
1-16	Texas A&M*	35	3-10	1-6	0-0	7	2	8	0	0	0
1-20	Arkansas*	28	3-12	2-6	7-8	15	2	2	3	0	0
1-23	Alabama*	32	7-11	4-5	6-7	24	4	3	1	0	2
1-27	Texas*	37	6-12	3-7	6-6	21	3	1	3	0	0
1-30	Auburn*	36	5-14	1-5	5-6	16	4	5	6	0	2
2-3	Tennessee*	26	2-13	1-7	2-3	7	2	2	3	0	1
2-6	Missouri*	32	2-9	1-4	0-2	5	1	5	2	0	0
2-10	LSU*	30	5-9	2-6	4-7	16	3	1	5	0	3
2-13	Arkansas*	31	6-15	3-6	9-12	24	2	3	1	0	0
TOTALS		741	102-253	49-128	118-147	371	56	106	52	0	14

* Indicates start
Home game in bold

CAREER HIGHS

POINTS 41 vs. Oral Roberts (11/18/16)	THREE-POINTERS 9 vs. Oral Roberts (11/18/16)
REBOUNDS 5, 3x, MR: vs. MSU (1/6/18)	ASSISTS 8, 3x, MR: at Texas A&M (1/16/18)
FIELD GOALS 12 vs. Oral Roberts (11/18/16)	STEALS 4 vs. Mississippi State (1/31/17)
FREE THROWS 14 vs. Murray State (12/15/16)	BLOCKS 2, 2x, MR: at Arkansas (2/18/17)

CAREER STATISTICS

YEAR	G-GS	MIN/AVG	FG-FGA	PCT	3P-3PA	PCT	FT-FTA	PCT	REB-AVG	A	TO	B	S	PTS/AVG
2016-17	33-27	990/30.0	139-391	.355	73-194	.376	192-218	.881	70-2.1	104	94	6	34	543/16.5
2017-18	25-17	741/29.8	102-253	.403	49-128	.383	118-147	.803	56-2.2	106	52	0	14	371/14.8
TOTAL	58-44	1731/29.8	241-644	.374	122-322	.379	310-365	.849	126-2.2	210	146	6	48	914/15.8



#5 MARKEL CRAWFORD

6-4 • 210 • GR • G

Hometown: Memphis, Tenn.
Last School: Memphis

Crawford Facts

- In his first season as a Rebel, leads the team in minutes played
- 1,017 career points
- Graduate transfer from Memphis, pursuing his master’s degree in criminal justice
- Averaged 12.8 ppg at Memphis and led the team with 42 three-pointers last season

2017-18 GAME-BY-GAME STATISTICS

Date	Opponent	Min	FG	3-pt	FT	Pts	Rebs	A	TO	B	S
11-10	Louisiana*	31	2-8	1-3	4-6	9	9	2	1	0	1
11-13	Eastern Kentucky*	26	4-7	0-1	2-4	10	2	5	2	1	2
11-17	Georgia State*	30	3-7	0-3	9-10	15	4	1	2	0	1
11-20	Utah*	31	1-6	0-3	2-4	4	2	3	0	0	5
11-22	Rice*	29	3-9	1-5	0-0	7	2	3	2	0	0
11-28	South Dakota State	34	7-11	2-4	3-3	19	2	0	2	0	0
12-2	Virginia Tech*	39	5-10	2-3	1-3	13	4	0	0	0	0
12-9	Middle Tennessee*	31	1-6	0-3	5-7	7	4	2	2	0	0
12-13	Sam Houston State*	31	6-11	4-8	0-1	16	4	3	0	1	1
12-16	Illinois State*	32	2-8	0-3	1-2	5	5	3	0	2	0
12-19	Texas A&M-CC	20	2-5	1-3	0-0	5	2	1	0	0	2
12-22	Bradley*	32	6-15	2-8	2-2	16	4	5	1	1	2
12-31	South Carolina*	30	5-10	3-6	4-4	17	2	1	1	0	3
1-3	Georgia*	31	2-9	1-5	4-5	9	6	1	1	0	0
1-6	Mississippi State*	28	1-4	0-2	4-4	6	4	2	0	1	0
1-9	Auburn	30	2-10	1-4	1-3	6	7	1	2	0	0
1-13	Florida*	37	7-12	1-2	2-2	17	4	1	3	0	0
1-16	Texas A&M*	24	0-1	0-0	4-5	4	0	0	2	0	1
1-20	Arkansas	29	1-6	0-2	0-0	2	2	3	0	0	3
1-23	Alabama	28	6-9	2-4	1-2	15	2	4	0	0	2
1-27	Texas	24	2-6	2-4	0-0	6	8	2	3	0	0
1-30	Auburn*	33	4-12	1-5	2-2	11	4	4	0	0	0
2-3	Tennessee	22	2-3	1-2	0-0	5	1	1	1	0	1
2-6	Missouri*	32	5-11	0-2	1-1	11	3	6	0	0	5
2-10	LSU*	20	0-4	0-3	4-4	4	3	0	0	0	0
2-13	Arkansas*	39	4-9	2-5	7-9	17	5	2	1	0	1
TOTALS		773	83-209	27-93	63-83	256	95	56	26	6	30

* Indicates start
Home game in bold

CAREER HIGHS

POINTS 19 vs. South Dakota State (11/28/17)	THREE-POINTERS 4 vs. Sam Houston State (12/14/17)
REBOUNDS 9 vs. Louisiana (11/10/17)	ASSISTS 6 vs. Missouri (2/6/18)
FIELD GOALS 7, 2x, MR: vs. Florida (1/13/18)	STEALS 5, 2x, MR: vs. Missouri (2/6/18)
FREE THROWS 9 vs. Georgia State (11/17/17)	BLOCKS 2 vs. Illinois State (12/16/17)

CAREER STATISTICS

YEAR	G-GS	MIN/AVG	FG-FGA	PCT	3P-3PA	PCT	FT-FTA	PCT	REB-AVG	A	TO	B	S	PTS/AVG
2017-18	26-19	773/29.7	83-209	.397	27-93	.290	63-83	.759	95-3.7	56	26	6	30	256/9.8
TOTAL	26-19	773/29.7	83-209	.397	27-93	.290	63-83	.759	95-3.7	56	26	6	30	256/9.8



#20 D.C. DAVIS

5-11 • 175 • JR • G

Hometown: Purvis, Miss.
Last School: Jones County JC

Davis Facts

- Earned All-MACJC second team honors last season at Jones County JC after averaging 15.9 ppg
- Played two seasons under current assistant coach Rahim Lockhart and was teammates at Jones with current Rebel Bruce Stevens
- Made 63 threes in 27 games, shooting 48 percent from the field last season

2017-18 GAME-BY-GAME STATISTICS

Date	Opponent	Min	FG	3-pt	FT	Pts	Rebs	A	TO	B	S
11-10	Louisiana	DNP									
11-13	Eastern Kentucky	DNP									
11-17	Georgia State	DNP									
11-20	Utah	DNP									
11-22	Rice	1	0-0	0-0	0-0	0	0	0	0	0	0
11-28	South Dakota State	DNP									
12-2	Virginia Tech	DNP									
12-9	Middle Tennessee	1	0-0	0-0	0-0	0	0	0	0	0	0
12-13	Sam Houston State	DNP									
12-16	Illinois State	DNP									
12-19	Texas A&M-CC*	9	0-1	0-1	1-2	1	0	1	2	0	1
12-22	Bradley	DNP									
12-31	South Carolina	DNP									
1-3	Georgia	DNP									
1-6	Mississippi State	DNP									
1-9	Auburn	DNP									
1-13	Florida	DNP									
1-16	Texas A&M	DNP									
1-20	Arkansas	DNP									
1-23	Alabama	DNP									
1-27	Texas	3	0-0	0-0	1-2	1	1	0	0	0	0
1-30	Auburn	DNP									
2-3	Tennessee	2	1-1	1-1	0-0	3	0	0	0	0	0
2-6	Missouri	DNP									
2-10	LSU	DNP									
2-13	Arkansas	DNP									
TOTALS		16	1-2	1-2	2-4	5	1	1	2	0	1

* Indicates start
Home game in bold

CAREER HIGHS

POINTS 3 at Tennessee (2/3/18)	THREE-POINTERS 1 at Tennessee (2/3/18)
REBOUNDS 1 at Texas (1/27/18)	ASSISTS 1 vs. Texas A&M-Corpus Christi (12/19/17)
FIELD GOALS 1 at Tennessee (2/3/18)	STEALS 1 vs. Texas A&M-Corpus Christi (12/19/17)
FREE THROWS 1, 2x, MR: at Texas (1/27/18)	BLOCKS ----

CAREER STATISTICS

YEAR	G-GS	MIN/AVG	FG-FGA	PCT	3P-3PA	PCT	FT-FTA	PCT	REB-AVG	A	TO	B	S	PTS/AVG
2017-18	5-1	16/3.2	1-2	.500	1-2	.500	2-4	.500	1-0.3	1	2	0	1	5/1.0
TOTAL	5-1	16/3.2	1-2	.500	1-2	.500	2-4	.500	1-0.3	1	2	0	1	5/1.0



#3 TERENCE DAVIS

6-4 • 201 • JR • G

Hometown: Southaven, Miss.
High School: Southaven

Davis Facts

- Nickname is “TD”
- 12 career 20-point games and three career 30-point games
- 6 career double-doubles (leads team)
- Second team Preseason All-SEC (coaches, media)
- Went from averaging 1.8 ppg as a freshman to 14.9 ppg as a sophomore, the biggest increase in the SEC

2017-18 GAME-BY-GAME STATISTICS

Date	Opponent	Min	FG	3-pt	FT	Pts	Rebs	A	TO	B	S
11-10	Louisiana*	27	6-13	2-6	7-10	21	7	4	4	1	1
11-13	Eastern Kentucky	23	6-12	3-8	1-2	16	6	2	1	0	2
11-17	Georgia State*	28	8-13	5-10	3-3	24	6	1	5	3	1
11-20	Utah*	28	3-9	1-4	3-4	10	4	3	6	0	2
11-22	Rice*	17	6-10	3-7	0-0	15	3	2	1	1	2
11-28	South Dakota State*	28	10-19	2-7	0-1	22	9	4	5	0	1
12-2	Virginia Tech*	31	6-17	4-11	1-2	17	7	5	1	2	0
12-9	Middle Tennessee*	31	3-9	2-6	2-2	10	8	3	2	0	1
12-13	Sam Houston State*	29	2-9	1-5	0-0	5	7	4	2	1	1
12-16	Illinois State*	35	7-15	1-4	2-2	17	9	2	3	2	0
12-19	Texas A&M-CC	21	4-7	3-6	0-0	11	5	2	5	3	0
12-22	Bradley	26	9-14	6-8	1-2	25	1	1	2	0	2
12-31	South Carolina	19	1-4	0-2	2-2	4	5	4	3	1	2
1-3	Georgia	20	2-11	0-6	0-0	4	3	1	0	0	0
1-6	Mississippi State*	21	1-13	0-8	0-2	2	5	0	1	1	0
1-9	Auburn*	32	3-9	1-5	6-10	13	10	0	1	1	0
1-13	Florida	23	2-11	1-5	3-4	8	8	4	1	2	0
1-16	Texas A&M	24	5-14	2-7	0-0	12	7	6	2	0	1
1-20	Arkansas*	34	10-15	5-8	5-6	30	5	0	0	1	1
1-23	Alabama*	26	5-10	1-3	4-4	15	9	0	4	1	1
1-27	Texas*	30	3-11	1-5	0-0	7	6	0	2	1	0
1-30	Auburn*	18	3-6	0-1	5-5	11	4	0	3	1	1
2-3	Tennessee*	26	5-16	3-6	0-2	13	9	1	3	1	0
2-6	Missouri*	35	7-14	2-5	4-4	20	3	1	0	2	0
2-10	LSU*	34	3-9	1-6	0-0	7	9	2	2	0	0
2-13	Arkansas*	25	2-11	0-2	2-4	6	13	2	3	0	1
TOTALS		691	122-301	50-151	51-71	345	168	54	62	25	20

* Indicates start
Home game in bold

CAREER HIGHS

POINTS	33 vs. LSU (2/14/17)	THREE-POINTERS	6, 2x, MR: vs. Bradley (12/22/17)
REBOUNDS	13 vs. Arkansas (2/13/18)	ASSISTS	6 at Texas A&M (1/16/18)
FIELD GOALS	13 vs. LSU (2/14/17)	STEALS	3, 3x, MR: vs. LSU (2/14/17)
FREE THROWS	8 at Vanderbilt (2/4/17)	BLOCKS	3, 4x, MR: vs. Texas A&M-Corpus Christi (12/19/17)

CAREER STATISTICS

YEAR	G-GS	MIN/AVG	FG-FGA	PCT	3P-3PA	PCT	FT-FTA	PCT	REB-AVG	A	TO	B	S	PTS/AVG
2015-16	20-0	131/6.6	13-30	.433	3-11	.273	7-19	.368	18-0.9	6	5	2	7	36/1.8
2016-17	36-27	911/25.3	200-415	.482	49-147	.333	86-119	.723	190-5.3	63	74	18	50	535/14.9
2017-18	26-19	691/26.6	122-301	.405	50-151	.331	51-71	.718	168-6.5	54	62	25	20	345/13.3
TOTAL	82-46	1733/21.1	335-746	.449	102-309	.330	144-209	.689	376-4.59	123	141	45	77	916/11.2



#50 JUSTAS FURMANAVICIUS

6-7 • 210 • SR • F

Hometown: Kaunas, Lithuania
Last School: Three Rivers C.C.

Furmanavicius Facts

- Has played in every game since arriving on campus (62 games)
- Started 17 games last year in his first season as a Rebel
- Spent two seasons at Three Rivers C.C.

2017-18 GAME-BY-GAME STATISTICS

Date	Opponent	Min	FG	3-pt	FT	Pts	Rebs	A	TO	B	S
11-10	Louisiana	10	0-0	0-0	0-0	0	1	0	0	3	0
11-13	Eastern Kentucky	18	1-1	0-0	2-2	4	2	0	0	0	1
11-17	Georgia State	11	0-0	0-0	0-0	0	2	0	1	0	0
11-20	Utah	19	3-4	0-1	1-2	7	3	0	2	1	0
11-22	Rice	23	4-4	1-1	0-0	9	3	0	0	0	2
11-28	South Dakota State*	11	0-1	0-1	1-2	1	1	0	0	0	0
12-2	Virginia Tech*	18	0-1	0-1	2-2	2	3	0	0	1	0
12-9	Middle Tennessee	15	1-1	0-0	0-0	2	4	0	1	1	0
12-13	Sam Houston State	22	3-3	2-2	0-0	8	7	0	1	1	1
12-16	Illinois State	25	0-1	0-0	0-0	0	3	0	1	1	1
12-19	Texas A&M-CC*	28	5-8	5-8	0-0	15	6	2	1	2	1
12-22	Bradley*	33	1-3	1-3	1-1	4	8	2	2	2	1
12-31	South Carolina*	19	1-3	0-0	3-4	5	1	0	0	0	1
1-3	Georgia	21	1-3	1-1	0-0	3	5	0	0	2	0
1-6	Mississippi State	13	0-4	0-3	0-0	0	2	0	0	1	0
1-9	Auburn	16	0-3	0-2	0-0	0	2	1	1	1	1
1-13	Florida	7	0-0	0-0	0-0	0	0	0	0	0	0
1-16	Texas A&M	5	0-1	0-0	2-2	2	0	1	0	0	0
1-20	Arkansas	9	0-1	0-1	0-0	0	0	0	1	1	1
1-23	Alabama	9	0-1	0-1	2-2	2	1	0	0	0	0
1-27	Texas	17	1-4	0-0	0-0	2	4	1	0	0	0
1-30	Auburn	25	1-2	1-1	1-2	4	8	1	0	0	1
2-3	Tennessee*	23	1-2	0-0	4-4	6	4	1	2	0	0
2-6	Missouri	17	1-1	1-1	0-0	3	2	0	0	1	1
2-10	LSU	17	2-4	1-2	0-0	5	5	0	0	0	1
2-13	Arkansas	20	0-4	0-4	0-2	0	5	0	0	0	1
TOTALS		451	26-60	13-33	19-25	84	82	9	13	18	14

* Indicates start
Home game in bold

CAREER HIGHS

POINTS 15, 2x, MR: vs. Texas A&M-Corpus Christi (12/19/17)	THREE-POINTERS 5 vs. Texas A&M-Corpus Christi (12/19/17)
REBOUNDS 13 vs. UT Martin (11/11/16)	ASSISTS 4 vs. South Carolina (3/4/17)
FIELD GOALS 6 vs. South Alabama (12/22/16)	STEALS 4 vs. UT Martin (11/11/16)
FREE THROWS 10 vs. South Carolina (3/4/17)	BLOCKS 4 vs. Montana (11/24/16)

CAREER STATISTICS

YEAR	G-GS	MIN/AVG	FG-FGA	PCT	3P-3PA	PCT	FT-FTA	PCT	REB-AVG	A	TO	B	S	PTS/AVG
2016-17	36-17	901/25.0	73-153	.477	8-31	.258	71-115	.617	180-5.0	38	37	38	26	225/6.3
2017-18	26-6	451/17.3	26-60	.433	13-33	.394	19-25	.760	82-3.2	9	13	18	14	84/3.2
TOTAL	62-23	1352/21.8	99-213	.465	21-64	.328	90-140	.643	262-4.2	47	50	56	40	309/5.0



#11 ERIC HORN

6-7 • 185 • SO • F

Hometown: Los Gatos, Calif.
Last School: Cuesta College

Horn Facts

- Played in 27 games and made nine starts for Cuesta last year, averaging 2.8 points and 4.1 rebounds per game
- While at Leigh High School, finished his career ranked third in school history in scoring
- Traveled to China for service work and spent time playing basketball with the local children

2017-18 GAME-BY-GAME STATISTICS

Date	Opponent	Min	FG	3-pt	FT	Pts	Rebs	A	TO	B	S
11-10	Louisiana	DNP									
11-13	Eastern Kentucky	DNP									
11-17	Georgia State	DNP									
11-20	Utah	DNP									
11-22	Rice	DNP									
11-28	South Dakota State	DNP									
12-2	Virginia Tech	DNP									
12-9	Middle Tennessee	DNP									
12-13	Sam Houston State	DNP									
12-16	Illinois State	DNP									
12-19	Texas A&M-CC	DNP									
12-22	Bradley	1	0-0	0-0	0-0	0	1	0	0	0	0
12-31	South Carolina	DNP									
1-3	Georgia	DNP									
1-6	Mississippi State	DNP									
1-9	Auburn	DNP									
1-13	Florida	DNP									
1-16	Texas A&M	DNP									
1-20	Arkansas	DNP									
1-23	Alabama	DNP									
1-27	Texas	DNP									
1-30	Auburn	DNP									
2-3	Tennessee	DNP									
2-6	Missouri	DNP									
2-10	LSU	DNP									
2-13	Arkansas	DNP									
TOTALS		1	0-0	0-0	0-0	0	1	0	0	0	0

* Indicates start
Home game in bold

CAREER HIGHS

POINTS	THREE-POINTERS
REBOUNDS	ASSISTS
1 vs. Bradley (12/22/17)	STEALS
FIELD GOALS	BLOCKS
FREE THROWS	

CAREER STATISTICS

YEAR	G-GS	MIN/AVG	FG-FGA	PCT	3P-3PA	PCT	FT-FTA	PCT	REB-AVG	A	TO	B	S	PTS/AVG
2017-18	1-0	1/1.0	0-0	.000	0-0	.000	0-0	.000	1-1.0	0	0	0	0	0/0
TOTAL	1-0	1/1.0	0-0	.000	0-0	.000	0-0	.000	1-1.0	0	0	0	0	0/0



#2 MARCANVIS HYMON

6-7 • 220 • SR • F

Hometown: Memphis, Tenn.
High School: Whitehaven

Hymon Facts

- Nickname is “KG”
- Ranks 10th in Ole Miss history in career blocks
- Only fourth-year Rebel on the team
- Three career double-doubles

2017-18 GAME-BY-GAME STATISTICS

Date	Opponent	Min	FG	3-pt	FT	Pts	Rebs	A	TO	B	S
11-10	Louisiana*	32	5-7	0-0	2-3	12	13	0	1	1	1
11-13	Eastern Kentucky*	24	3-6	0-0	2-4	8	10	3	0	3	0
11-17	Georgia State*	21	1-2	0-0	0-0	2	4	3	0	1	1
11-20	Utah*	23	1-2	0-0	0-0	2	4	0	1	0	0
11-22	Rice*	24	3-5	0-0	1-4	7	9	0	1	3	1
11-28	South Dakota State*	28	3-4	0-0	0-2	6	11	5	0	2	3
12-2	Virginia Tech*	21	2-2	0-0	1-3	5	3	0	2	2	0
12-9	Middle Tennessee*	31	6-6	0-0	0-0	12	3	1	2	2	1
12-13	Sam Houston State*	26	2-5	0-0	1-4	5	9	1	1	1	1
12-16	Illinois State*	18	4-6	0-0	3-6	11	7	0	1	1	0
12-19	Texas A&M-CC	13	2-4	0-0	0-0	4	1	0	0	1	0
12-22	Bradley	15	0-1	0-0	0-0	0	4	1	0	0	0
12-31	South Carolina	22	3-4	0-0	1-1	7	4	1	0	2	0
1-3	Georgia	16	1-4	0-0	0-0	2	5	0	0	0	0
1-6	Mississippi State*	17	0-3	0-0	0-0	0	5	0	0	0	0
1-9	Auburn*	13	0-1	0-0	0-1	0	0	1	1	1	0
1-13	Florida	22	2-3	0-0	2-2	6	9	0	0	0	1
1-16	Texas A&M	22	3-4	0-0	0-0	6	1	0	0	0	0
1-20	Arkansas*	21	2-2	0-0	1-2	5	8	1	5	0	0
1-23	Alabama*	21	3-5	0-0	2-3	8	3	0	0	0	0
1-27	Texas*	8	0-3	0-0	3-4	3	3	0	1	0	0
1-30	Auburn	15	2-3	0-0	0-0	4	1	0	0	1	0
2-3	Tennessee	21	0-0	0-0	0-0	0	5	0	0	0	0
2-6	Missouri*	18	1-3	0-0	0-0	2	5	0	1	0	1
2-10	LSU	8	0-3	0-0	0-1	0	1	0	0	0	0
2-13	Arkansas*	27	2-4	0-0	0-0	4	8	1	1	1	0

* Indicates start
Home game in bold


CAREER HIGHS

- POINTS
20 vs. Towson (11/20/15)
- REBOUNDS
14 at Southeast Missouri (12/12/15)
- FIELD GOALS
10 vs. Towson (11/20/15)
- FREE THROWS
4, 3x, MR: South Alabama (12/22/16)

- THREE-POINTERS
- ASSISTS
5 vs. South Dakota State (11/28/17)
- STEALS
4 vs. Oral Roberts (11/18/16)
- BLOCKS
4, 2x MR: vs. Memphis (12/3/16)

CAREER STATISTICS

YEAR	G-GS	MIN/AVG	FG-FGA	PCT	3P-3PA	PCT	FT-FTA	PCT	REB-AVG	A	TO	B	S	PTS/AVG
2014-15	6-0	51/8.5	3-5	.600	0-0	.000	1-2	.500	7-1.2	3	4	2	2	7/1.2
2015-16	32-10	565/17.7	78-149	.523	0-0	.000	39-73	.534	166-5.2	15	21	29	22	195/6.1
2016-17	36-24	784/21.8	51-99	.515	0-0	.000	23-57	.404	180-5.0	20	40	40	26	125/3.5
2017-18	26-17	527/20.3	51-92	.554	0-0	.000	19-40	.475	136-5.2	18	18	22	10	121/4.7
TOTAL	100-51	1927/19.3	183-345	.530	0-0	.000	82-172	.477	489-4.9	56	83	93	60	448/4.5



#10 ANTONIO MORGANO

5-10 • 165 • R-FR • G

Hometown: Morgantown, W. Va.
High School: Morgantown

Morgano Facts

- Redshirted last season
- Named honorable mention all-state as a high school senior
- Led Morgantown to a 27-0 record and Class AAA State Championship, the first state title in the school's 103-year history

2017-18 GAME-BY-GAME STATISTICS

Date	Opponent	Min	FG	3-pt	FT	Pts	Rebs	A	TO	B	S
11-10	Louisiana	DNP									
11-13	Eastern Kentucky	DNP									
11-17	Georgia State	DNP									
11-20	Utah	DNP									
11-22	Rice	DNP									
11-28	South Dakota State	DNP									
12-2	Virginia Tech	DNP									
12-9	Middle Tennessee	DNP									
12-13	Sam Houston State	DNP									
12-16	Illinois State	DNP									
12-19	Texas A&M-CC	DNP									
12-22	Bradley	1	0-0	0-0	0-0	0	0	0	1	0	0
12-31	South Carolina	DNP									
1-3	Georgia	DNP									
1-6	Mississippi State	DNP									
1-9	Auburn	DNP									
1-13	Florida	DNP									
1-16	Texas A&M	DNP									
1-20	Arkansas	DNP									
1-23	Alabama	DNP									
1-27	Texas	DNP									
1-30	Auburn	DNP									
2-3	Tennessee	DNP									
2-6	Missouri	DNP									
2-10	LSU	DNP									
2-13	Arkansas	DNP									
TOTALS		1	0-0	0-0	0-0	0	0	0	1	0	0

* Indicates start
Home game in bold

CAREER HIGHS

POINTS	THREE-POINTERS
REBOUNDS	ASSISTS
FIELD GOALS	STEALS
FREE THROWS	BLOCKS

CAREER STATISTICS

YEAR	G-GS	MIN/AVG	FG-FGA	PCT	3P-3PA	PCT	FT-FTA	PCT	REB-AVG	A	TO	B	S	PTS/AVG
2017-18	1-0	1/1.0	0-0	.000	0-0	.000	0-0	.000	0-0	0	1	0	0	0/0
TOTAL	1-0	1/1.0	0-0	.000	0-0	.000	0-0	.000	0-0	0	1	0	0	0/0



#13 DOMINIK OLEJNICZAK

7-0 • 255 • SO • C

Hometown: Torun, Poland
Last School: Drake

Olejniczak Facts

- First 7-footer at Ole Miss during the Andy Kennedy era
- Redshirted last season after transferring from Drake where he averaged 6.5 points and 4.1 rebounds as a freshman
- Played for the Polish National Team at the FIBA U20 European Championships in the summer of 2016
- Not related to Dominic Olejniczak, president of the Green Bay Packers from 1958-82.
- Chose Ole Miss over Arizona, California and Colorado

2017-18 GAME-BY-GAME STATISTICS

Date	Opponent	Min	FG	3-pt	FT	Pts	Rebs	A	TO	B	S
11-10	Louisiana*	23	1-2	0-0	0-2	2	4	2	1	1	0
11-13	Eastern Kentucky*	22	3-5	0-0	0-0	6	3	2	2	0	1
11-17	Georgia State*	14	2-3	0-0	1-2	5	2	1	1	1	0
11-20	Utah*	16	0-1	0-0	2-2	2	3	0	2	0	0
11-22	Rice	8	1-2	0-0	0-0	2	0	0	1	0	0
11-28	South Dakota State	6	0-2	0-0	0-0	0	0	0	1	0	0
12-2	Virginia Tech	9	1-2	0-0	0-0	2	3	0	2	0	0
12-9	Middle Tennessee	9	1-3	0-0	0-0	2	0	1	0	0	0
12-13	Sam Houston State	10	3-3	0-0	0-0	6	4	1	0	0	0
12-16	Illinois State	3	0-0	0-0	1-2	1	0	0	0	0	0
12-19	Texas A&M-CC*	24	6-7	0-0	3-4	15	1	1	1	3	2
12-22	Bradley*	16	3-6	0-0	0-0	6	2	1	1	2	2
12-31	South Carolina*	13	0-0	0-0	0-0	0	2	0	1	2	0
1-3	Georgia*	24	3-5	0-0	0-0	6	7	0	1	0	0
1-6	Mississippi State	14	1-3	0-0	0-0	2	5	0	1	1	2
1-9	Auburn	30	5-7	0-0	0-0	10	10	0	1	1	3
1-13	Florida*	10	1-2	0-0	0-0	2	1	0	2	0	0
1-16	Texas A&M*	19	1-3	0-0	0-0	2	2	0	1	2	0
1-20	Arkansas	11	2-3	0-0	2-2	6	4	0	0	1	0
1-23	Alabama	12	0-1	0-0	1-2	1	3	0	0	0	0
1-27	Texas	27	7-13	0-0	2-3	16	6	2	0	1	1
1-30	Auburn	13	3-3	0-0	1-2	7	4	0	2	0	0
2-3	Tennessee*	15	0-2	0-0	2-2	2	1	0	2	0	0
2-6	Missouri	11	2-6	0-0	0-0	4	4	0	1	0	1
2-10	LSU	6	3-5	0-0	0-1	6	1	0	0	0	0
2-13	Arkansas	9	0-1	0-0	0-0	0	0	0	0	0	0
TOTALS		374	49-90	0-0	15-24	113	72	11	24	15	12

* Indicates start
Home game in bold

CAREER HIGHS

POINTS 16 at Texas (1/27/18)	THREE-POINTERS
REBOUNDS 10 at Auburn (1/9/18)	ASSISTS 2, 3x MR: at Texas (1/27/18)
FIELD GOALS 7 at Texas (1/27/18)	STEALS 3 at Auburn (1/9/18)
FREE THROWS 3 vs. Texas A&M-Corpus Christi (12/19/17)	BLOCKS 3 vs. Texas A&M-Corpus Christi (12/19/17)

CAREER STATISTICS

YEAR	G-GS	MIN/AVG	FG-FGA	PCT	3P-3PA	PCT	FT-FTA	PCT	REB-AVG	A	TO	B	S	PTS/AVG
2017-18	26-11	374/14.4	49-90	.544	0-0	.000	15-24	.625	72-2.8	11	24	15	12	113/4.3
TOTAL	26-11	374/14.4	49-90	.544	0-0	.000	15-24	.625	72-2.8	11	24	15	12	113/4.3



#0 DEVONTAE SHULER

6-2 • 192 • FR • G

Hometown: Irmo, S.C.
High School: Oak Hill Academy

Shuler Facts

- 4-star guard rated the No. 100 player in the nation by 247 Sports and Scout.com
- Named the top shooting guard signee in the SEC by HoopsSeen.com
- Helped lead perennial powerhouse Oak Hill Academy to a national championship as a junior
- Chose Ole Miss over Miami (Fla.), Oklahoma State, South Carolina and USC

2017-18 GAME-BY-GAME STATISTICS

Date	Opponent	Min	FG	3-pt	FT	Pts	Rebs	A	TO	B	S
11-10	Louisiana	16	5-7	3-6	0-0	14	2	3	2	0	0
11-13	Eastern Kentucky*	23	5-12	2-6	0-0	12	1	1	2	0	1
11-17	Georgia State	24	3-7	1-4	0-0	7	2	1	1	0	0
11-20	Utah	17	4-9	0-3	1-1	9	1	0	0	0	4
11-22	Rice*	28	4-10	3-7	2-2	13	5	2	3	0	2
11-28	South Dakota State	33	8-14	1-6	2-2	19	3	1	1	0	3
12-2	Virginia Tech	22	3-9	0-3	0-1	6	4	0	0	0	1
12-9	Middle Tennessee	9	0-3	0-1	0-0	0	0	0	0	0	0
12-13	Sam Houston State	19	4-9	2-6	4-4	14	1	2	1	0	0
12-16	Illinois State	19	1-5	1-3	0-0	3	1	3	1	0	3
12-19	Texas A&M-CC*	25	2-7	2-4	0-0	6	6	2	2	1	2
12-22	Bradley*	16	2-8	1-5	0-0	5	6	1	1	0	1
12-31	South Carolina*	20	2-7	2-5	0-0	6	1	1	0	0	1
1-3	Georgia*	22	5-11	1-5	0-0	11	3	1	1	0	4
1-6	Mississippi State*	24	4-8	1-5	1-2	10	1	1	1	0	3
1-9	Auburn*	29	2-12	0-5	1-3	5	8	1	3	0	0
1-13	Florida	17	0-3	0-2	0-0	0	3	1	1	0	0
1-16	Texas A&M	13	2-4	1-3	0-0	5	2	1	0	0	0
1-20	Arkansas	17	1-4	0-3	2-2	4	1	3	2	0	2
1-23	Alabama	12	0-1	0-1	0-0	0	1	0	0	1	0
1-27	Texas	25	2-7	1-2	0-0	5	3	0	1	0	1
1-30	Auburn	25	5-14	1-5	0-1	11	8	0	1	0	2
2-3	Tennessee	16	1-4	1-2	0-0	3	3	1	1	0	0
2-6	Missouri	6	0-0	0-0	0-0	0	3	3	0	0	0
2-10	LSU*	24	1-7	0-4	0-0	2	6	0	1	0	1
2-13	Arkansas	11	1-3	1-3	0-0	3	1	1	0	0	0
TOTALS		512	67-185	26-99	13-18	173	76	29	25	2	31

* Indicates start
Home game in bold

CAREER HIGHS

POINTS 19 vs. South Dakota State (11/28/17)	THREE-POINTERS 3, 2x, MR: vs. Rice (11/22/17)
REBOUNDS 8, 2x, MR: vs. Auburn (1/30/18)	ASSISTS 3, 3x, MR: vs. Missouri (2/6/18)
FIELD GOALS 8 vs. South Dakota State (11/28/17)	STEALS 4, 2x, MR: at Georgia (1/2/18)
FREE THROWS 2, 3x MR: at Arkansas (1/20/18)	BLOCKS 1, 2x MR vs. Alabama (1/23/18)

CAREER STATISTICS

YEAR	G-GS	MIN/AVG	FG-FGA	PCT	3P-3PA	PCT	FT-FTA	PCT	REB-AVG	A	TO	B	S	PTS/AVG
2017-18	26-9	512/19.7	67-185	.362	26-99	.263	13-18	.722	76-2.9	29	25	2	31	173/6.7
TOTAL	26-9	512/19.7	67-185	.362	26-99	.263	13-18	.722	76-2.9	29	25	2	31	173/6.7



#22 KARLIS SILINS

6-11 • 245 • R-FR • F

Hometown: Riga, Latvia
Last School: WEF Skola

Silins Facts

- Out indefinitely after undergoing knee surgery
- Played in eight games last season before missing the remainder of the season due to a torn ACL, earning a medical redshirt
- Was a member of the Latvian U18 National Team

2017-18 GAME-BY-GAME STATISTICS

Date	Opponent	Min	FG	3-pt	FT	Pts	Rebs	A	TO	B	S
11-10	Louisiana	DNP									
11-13	Eastern Kentucky	DNP									
11-17	Georgia State	DNP									
11-20	Utah	DNP									
11-22	Rice	DNP									
11-28	South Dakota State	DNP									
12-2	Virginia Tech	DNP									
12-9	Middle Tennessee	DNP									
12-13	Sam Houston State	DNP									
12-16	Illinois State	DNP									
12-19	Texas A&M-CC	DNP									
12-22	Bradley	DNP									
12-31	South Carolina	DNP									
1-3	Georgia	DNP									
1-6	Mississippi State	DNP									
1-9	Auburn	DNP									
1-13	Florida	DNP									
1-16	Texas A&M	DNP									
1-20	Arkansas	DNP									
1-23	Alabama	DNP									
1-27	Texas	DNP									
1-30	Auburn	DNP									
2-3	Tennessee	DNP									
2-6	Missouri	DNP									
2-10	LSU	DNP									
2-13	Arkansas	DNP									
TOTALS											

* Indicates start
Home game in bold

CAREER HIGHS

POINTS	THREE-POINTERS
REBOUNDS	ASSISTS
FIELD GOALS	STEALS
FREE THROWS	BLOCKS

CAREER STATISTICS

YEAR	G-GS	MIN/AVG	FG-FGA	PCT	3P-3PA	PCT	FT-FTA	PCT	REB-AVG	A	TO	B	S	PTS/AVG
2016-17	8-0	39/4.9	1-3	.333	0-0	.000	2-4	.500	5-0.6	0	2	1	1	4/0.5
2017-18	0-0	0/0	0-0	.000	0-0	.000	0-0	.000	0-0	0	0	0	0	0/0
TOTAL	8-0	39/4.9	1-3	.333	0-0	.000	2-4	.500	5-0.6	0	2	1	1	4/0.5



#12 BRUCE STEVENS

6-8 • 252 • JR • F

Hometown: Louin, Miss.

Last School: Jones County JC

Stevens Facts

- Scored 27 points versus Illinois State, one of three 20-point games this season.
- No. 6 junior college player according to JUCOREcruiting.com
- Earned NJCAA first team All-America honors as a sophomore, averaging 16.2 points and 11.6 rebounds per game

2017-18 GAME-BY-GAME STATISTICS

Date	Opponent	Min	FG	3-pt	FT	Pts	Rebs	A	TO	B	S
11-10	Louisiana	16	4-9	0-0	1-2	9	9	1	2	1	0
11-13	Eastern Kentucky	16	1-4	0-1	3-4	5	4	1	0	0	0
11-17	Georgia State	22	3-6	0-1	2-4	8	6	0	2	1	1
11-20	Utah	21	2-9	1-4	4-5	9	3	1	0	2	0
11-22	Rice	18	1-2	0-0	3-4	5	5	0	2	0	1
11-28	South Dakota State	22	1-4	0-2	1-2	3	8	3	0	0	0
12-2	Virginia Tech	17	2-4	0-2	3-6	7	6	0	2	1	0
12-9	Middle Tennessee*	25	5-8	0-0	0-0	10	4	0	1	0	1
12-13	Sam Houston State*	17	6-7	0-1	1-2	13	3	1	0	0	0
12-16	Illinois State*	32	7-9	0-0	13-16	27	7	2	1	1	1
12-19	Texas A&M-CC	16	1-1	0-0	2-4	4	0	3	0	0	0
12-22	Bradley	15	3-8	0-1	5-5	11	5	2	2	2	1
12-31	South Carolina	26	4-4	0-0	2-2	10	4	0	0	2	1
1-3	Georgia	19	2-5	0-2	0-1	4	3	0	2	1	0
1-6	Mississippi State*	26	2-5	1-2	2-2	7	5	2	0	1	0
1-9	Auburn*	12	3-5	2-3	4-4	12	1	0	0	0	0
1-13	Florida*	25	8-13	1-3	5-6	22	6	1	1	0	2
1-16	Texas A&M*	33	9-15	0-3	2-4	20	9	3	0	0	0
1-20	Arkansas*	26	5-9	1-3	4-4	15	4	3	2	0	0
1-23	Alabama*	28	2-6	0-2	0-2	4	5	2	3	1	0
1-27	Texas*	14	2-4	0-0	2-2	6	1	1	0	0	0
1-30	Auburn*	13	0-1	0-1	0-0	0	1	0	0	1	0
2-3	Tennessee	22	7-10	2-2	0-0	16	6	1	3	0	0
2-6	Missouri*	27	5-12	0-2	5-5	15	7	2	0	0	0
2-10	LSU*	32	6-10	0-1	4-5	16	5	1	1	1	0
2-13	Arkansas*	15	1-4	0-0	2-4	4	5	1	4	0	2
TOTALS		555	92-174	8-36	70-95	262	122	31	28	15	10

* Indicates start

Home game in bold

CAREER HIGHS

POINTS

27 vs. Illinois State (12/16/17)

REBOUNDS

9, 2x, MR: at Texas A&M (1/16/18)

FIELD GOALS

9 at Texas A&M (1/16/18)

FREE THROWS

13 vs. Illinois State (12/16/17)

THREE-POINTERS

2, 2x, MR: at Tennessee (2/3/18)

ASSISTS

3, 4x, MR: at Arkansas (1/20/18)

STEALS

2, 2x, MR: vs. Arkansas (2/13/18)

BLOCKS

2, 3x, MR: vs. South Carolina (12/31/17)

CAREER STATISTICS

YEAR	G-GS	MIN/AVG	FG-FGA	PCT	3P-3PA	PCT	FT-FTA	PCT	REB-AVG	A	TO	B	S	PTS/AVG
2017-18	26-14	555/21.3	92-174	.529	8-36	.222	70-95	.737	122-4.7	31	28	15	10	262/10.1
TOTAL	26-14	555/21.3	92-174	.529	8-36	.222	70-95	.737	122-4.7	31	28	15	10	262/10.1



#4 BREIN TYREE

6-2 • 192 • SO • G

Hometown: Somerset, N.J.
High School: St. Joseph's

Tyree Facts

- Serves as Vice-Chair of the SEC Men's Basketball Leadership Council
- Averaged 9.3 ppg in SEC play last season and is averaging more in SEC play this year compared to non-conference games
- Tore his ACL heading into his freshman season, but bounced back to start the final 20 games of the 2016-17 campaign
- Cousin is David Tyree, Super Bowl champion and former wide receiver of the New York Giants

2017-18 GAME-BY-GAME STATISTICS

Date	Opponent	Min	FG	3-pt	FT	Pts	Rebs	A	TO	B	S
11-10	Louisiana*	19	4-10	0-4	2-2	10	1	2	2	0	3
11-13	Eastern Kentucky*	25	3-8	1-1	0-0	7	1	5	0	0	1
11-17	Georgia State*	26	3-8	3-5	0-2	9	3	0	0	0	1
11-20	Utah*	19	4-7	1-3	1-1	10	1	1	1	1	2
11-22	Rice	19	1-5	1-2	0-0	3	4	4	2	0	0
11-28	South Dakota State	25	2-5	0-2	4-6	8	1	0	1	0	0
12-2	Virginia Tech*	34	6-14	2-6	3-5	17	8	5	4	1	1
12-9	Middle Tennessee*	20	2-7	2-5	0-0	6	2	4	1	1	0
12-13	Sam Houston State*	24	1-5	0-3	1-2	3	1	3	2	0	0
12-16	Illinois State*	31	5-15	3-7	1-2	14	3	6	1	1	1
12-19	Texas A&M-CC	18	4-5	2-3	1-2	11	0	5	0	0	0
12-22	Bradley	16	2-3	0-0	1-2	5	0	3	5	0	0
12-31	South Carolina	18	1-5	0-1	5-6	7	4	2	1	0	0
1-3	Georgia	26	7-15	3-4	0-0	17	3	0	2	0	2
1-6	Mississippi State*	25	6-12	2-4	2-4	16	2	2	2	0	1
1-9	Auburn*	38	7-18	4-10	6-6	24	0	4	3	0	2
1-13	Florida	17	0-3	0-2	0-0	0	3	1	1	0	0
1-16	Texas A&M*	25	4-7	1-2	2-2	11	5	0	4	0	1
1-20	Arkansas*	25	5-8	3-6	3-5	16	1	5	0	0	0
1-23	Alabama*	32	3-8	1-5	2-2	9	3	4	2	1	0
1-27	Texas*	15	2-4	1-3	0-0	5	1	0	0	0	0
1-30	Auburn*	22	2-6	1-3	1-2	6	3	1	5	1	0
2-3	Tennessee*	27	2-9	2-5	0-0	6	3	5	2	0	1
2-6	Missouri	22	3-9	1-3	2-3	9	1	2	0	0	0
2-10	LSU	29	3-11	2-7	2-2	10	0	1	0	0	0
2-13	Arkansas	23	2-11	2-5	0-0	6	3	1	0	0	0
TOTALS		627	84-221	38-101	42-60	248	58	69	42	7	17

* Indicates start
Home game in bold

CAREER HIGHS

POINTS 24, 2x, MR: at Auburn (1/9/18)	THREE-POINTERS 4 at Auburn (1/9/18)
REBOUNDS 8 vs. Virginia Tech (12/2/17)	ASSISTS 6, 2x, MR: vs. Illinois State (12/16/17)
FIELD GOALS 9 at Mississippi State (2/21/17)	STEALS 3 vs. Louisiana (11/10/17)
FREE THROWS 7 vs. Tennessee (1/17/17)	BLOCKS 1, 7x, MR: vs. Auburn (1/30/18)

CAREER STATISTICS

YEAR	G-GS	MIN/AVG	FG-FGA	PCT	3P-3PA	PCT	FT-FTA	PCT	REB-AVG	A	TO	B	S	PTS/AVG
2016-17	34-23	651/19.1	85-228	.373	27-87	.310	52-74	.703	64-1.9	65	71	0	22	249/7.3
2017-18	26-17	627/24.1	84-221	.380	38-101	.376	42-60	.700	58-2.2	69	42	7	17	248/9.5
TOTAL	60-40	1278/21.3	169-449	.376	65-188	.346	94-134	.701	122-2.0	134	113	7	39	497/8.3



#34 ILYA TYRTYSHNIK

6-3 • 185 • FR • G

Hometown: Kiev, Ukraine
Last School: GBA Prague

Tyrtyschnik Facts

- Nickname is “Mouse”
- As a 19-year old, played for Ukraine at the FIBA U20 European Championships this past summer in Crete, Greece
- Spent last season at GBA Prague, a prep school in the Czech Republic
- His father was a high jumper who competed in the 1996 Olympics in Atlanta

2017-18 GAME-BY-GAME STATISTICS

Date	Opponent	Min	FG	3-pt	FT	Pts	Rebs	A	TO	B	S
11-10	Louisiana	DNP									
11-13	Eastern Kentucky	DNP									
11-17	Georgia State	DNP									
11-20	Utah	DNP									
11-22	Rice	1	0-1	0-1	0-0	0	0	0	0	0	0
11-28	South Dakota State	DNP									
12-2	Virginia Tech	DNP									
12-9	Middle Tennessee	DNP									
12-13	Sam Houston State	DNP									
12-16	Illinois State	DNP									
12-19	Texas A&M-CC	2	0-1	0-1	0-1	0	1	0	0	0	0
12-22	Bradley	2	0-1	0-0	0-0	0	1	0	1	0	0
12-31	South Carolina	DNP									
1-3	Georgia	DNP									
1-6	Mississippi State	DNP									
1-9	Auburn	DNP									
1-13	Florida	DNP									
1-16	Texas A&M	DNP									
1-20	Arkansas	DNP									
1-23	Alabama	DNP									
1-27	Texas	DNP									
1-30	Auburn	DNP									
2-3	Tennessee	DNP									
2-6	Missouri	DNP									
2-10	LSU	DNP									
2-13	Arkansas	DNP									
</											

CAREER HIGHS	POINTS	THREE-POINTERS
	REBOUNDS	ASSISTS
	1, 2x, MR: vs. Bradley (12/22/17)	STEALS
	FIELD GOALS	BLOCKS
	FREE THROWS	

CAREER STATISTICS														
YEAR	G-GS	MIN/AVG	FG-FGA	PCT	3P-3PA	PCT	FT-FTA	PCT	REB-AVG	A	TO	B	S	PTS/AVG
2017-18	3-0	5/1.7	0-3	.000	0-2	.000	0-0	.000	2-0.7	0	0	0	0	0/0.0
TOTAL	3-0	5/1.7	0-3	.000	0-2	.000	0-0	.000	2-0.7	0	0	0	0	0/0.0



2017-18 Ole Miss Basketball
Ole Miss Combined Team Statistics (as of Feb 13, 2018)
All games



RECORD:	OVERALL	HOME	AWAY	NEUTRAL
ALL GAMES	11-15	10-6	0-8	1-1
CONFERENCE	4-9	4-3	0-6	0-0
NON-CONFERENCE	7-6	6-3	0-2	1-1

#	Player	gp-gs	min	avg	Total		3-Point		F-Throw		Rebounds								a	to	blk	stl	pts	avg
					fg-fga	fg%	3fg-fga	3fg%	ft-fa	ft%	off	def	tot	avg	pf	dq								
01	Burnett,Deandre	25-17	741	29.6	102-253	.403	49-128	.383	118-147	.803	10	46	56	2.2	26	0	106	52	0	14	371	14.8		
03	Davis,Terence	26-19	691	26.6	122-301	.405	50-151	.331	51-71	.718	40	128	168	6.5	75	5	54	62	25	20	345	13.3		
12	Stevens,Bruce	26-14	555	21.3	92-174	.529	8-36	.222	70-95	.737	43	79	122	4.7	77	6	31	28	15	10	262	10.1		
05	Crawford,Markel	26-19	773	29.7	83-209	.397	27-93	.290	63-83	.759	13	82	95	3.7	48	0	56	26	6	30	256	9.8		
04	Tyree,Breein	26-17	627	24.1	84-221	.380	38-101	.376	42-60	.700	10	48	58	2.2	53	0	69	42	7	17	248	9.5		
00	Shuler,Devontae	26-9	512	19.7	67-185	.362	26-99	.263	13-18	.722	24	52	76	2.9	28	0	29	25	2	31	173	6.7		
02	Hymon,Marcanvis	26-17	527	20.3	51-92	.554	0-0	.000	19-40	.475	47	89	136	5.2	73	2	18	18	22	10	121	4.7		
13	Olejniczak,Dominik	26-11	374	14.4	49-90	.544	0-0	.000	15-24	.625	32	40	72	2.8	61	1	11	24	15	12	113	4.3		
50	Furmanavicius,Justas	26-6	451	17.3	26-60	.433	13-33	.394	19-25	.760	36	46	82	3.2	49	1	9	13	18	14	84	3.2		
20	Davis,D.C.	5-1	16	3.2	1-2	.500	1-2	.500	2-4	.500	0	1	1	0.2	0	0	1	2	0	1	5	1.0		
10	Morgano,Antonio	1-0	1	1.0	0-0	.000	0-0	.000	0-0	.000	0	0	0	0.0	0	0	0	1	0	0	0	0.0		
11	Horn,Eric	1-0	1	1.0	0-0	.000	0-0	.000	0-0	.000	0	1	1	1.0	0	0	0	0	0	0	0	0.0		
24	Below,Lane	1-0	1	1.0	0-0	.000	0-0	.000	0-0	.000	0	0	0	0.0	0	0	0	0	0	0	0	0.0		
34	Tyrtysnik,Ilya	3-0	5	1.7	0-3	.000	0-2	.000	0-0	.000	0	2	2	0.7	0	0	0	1	0	0	0	0.0		
Team											60	58	118				1							
Total.....		26	5275		677-1590	.426	212-645	.329	412-567	.727	315	672	987	38.0	490	15	384	295	110	159	1978	76.1		
Opponents.....		26	5275		682-1578	.432	222-622	.357	412-568	.725	305	690	995	38.3	507	-	424	314	87	145	1998	76.8		

TEAM STATISTICS	OM	OPP	Date	Opponent	Score	Att.
SCORING	1978	1998	11/10/17	LOUISIANA	w 94-76	8302
Points per game	76.1	76.8	11/13/17	EASTERN KENTUCKY	w 85-75	7042
Scoring margin	-0.8	-	11/17/17	GEORGIA STATE	w 77-72	6835
FIELD GOALS-ATT	677-1590	682-1578	11/20/17	vs Utah	L 74-83	8107
Field goal pct	.426	.432	11/22/17	vs Rice	w 79-62	0
3 POINT FG-ATT	212-645	222-622	11/28/17	SOUTH DAKOTA STATE	Lot 97-99	6014
3-point FG pct	.329	.357	12/2/17	VIRGINIA TECH	Lot 80-83	6297
3-pt FG made per game	8.2	8.5	12/09/17	at Middle Tennessee	L 58-77	8806
FREE THROWS-ATT	412-567	412-568	12/13/17	SAM HOUSTON STATE	w 82-69	5054
Free throw pct	.727	.725	12/16/17	ILLINOIS STATE	Lot 97-101	6309
F-Throws made per game	15.8	15.8	12/19/17	TEXAS A&M-CORPUS CHR	w 85-63	6102
REBOUNDS	987	995	12/22/17	BRADLEY	w 82-59	7993
Rebounds per game	38.0	38.3	* 12/31/17	SOUTH CAROLINA	w 74-69	5849
Rebounding margin	-0.3	-	* 01/03/18	at Georgia	L 60-71	7515
ASSISTS	384	424	* 1/6/18	MISSISSIPPI STATE	w 64-58	8664
Assists per game	14.8	16.3	* 01/09/18	at Auburn	L 70-85	9121
TURNOVERS	295	314	* 1/13/18	FLORIDA	w 78-72	6457
Turnovers per game	11.3	12.1	* 01/16/18	at Texas A&M	L 69-71	10578
Turnover margin	+0.7	-	* 01/20/18	at Arkansas	L 93-97	18030
Assist/turnover ratio	1.3	1.4	* 1/23/18	ALABAMA	w 78-66	8099
STEALS	159	145	01/27/18	at Texas	L 72-85	10913
Steals per game	6.1	5.6	* 1/30/18	AUBURN	L 70-79	8043
BLOCKS	110	87	* 02/03/18	at Tennessee	L 61-94	18316
Blocks per game	4.2	3.3	* 2/6/18	MISSOURI	L 69-75	6204
ATTENDANCE	109287	99931	* 02/10/18	at LSU	L 66-82	8545
Home games-Avg/Game	16-6830	8-11478	* 2/13/18	ARKANSAS	L 64-75	6023
Neutral site-Avg/Game	-	2-4054				

* - Conference game

Score by Periods	1st	2nd	OT	Totals
Ole Miss	933	1012	33	1978
Opponents	963	993	42	1998



2017-18 Ole Miss Basketball
Ole Miss Combined Team Statistics (as of Feb 13, 2018)
Conference games only



RECORD:	OVERALL	HOME	AWAY	NEUTRAL
ALL GAMES	4-9	4-3	0-6	0-0
CONFERENCE	4-9	4-3	0-6	0-0
NON-CONFERENCE	0-0	0-0	0-0	0-0

#	Player	gp-gs	min	avg	Total		3-Point		F-Throw		Rebounds				pf	dq	a	to	blk	stl	pts	avg
					fg-fga	fg%	3fg-fga	3fg%	ft-fa	ft%	off	def	tot	avg								
01	Burnett,Deandre	12-11	371	30.9	49-130	.377	24-63	.381	55-75	.733	4	26	30	2.5	16	0	47	29	0	9	177	14.8
03	Davis,Terence	13-9	337	25.9	49-143	.343	16-64	.250	31-43	.721	22	68	90	6.9	40	2	21	23	11	7	145	11.2
12	Stevens,Bruce	13-10	304	23.4	54-99	.545	7-24	.292	30-39	.769	26	35	61	4.7	47	5	16	16	7	5	145	11.2
04	Tyree,Breein	13-8	336	25.8	45-125	.360	22-57	.386	28-36	.778	3	28	31	2.4	32	0	31	22	3	8	140	10.8
05	Crawford,Markel	13-8	383	29.5	39-100	.390	12-42	.286	34-41	.829	9	34	43	3.3	20	0	26	11	1	16	124	9.5
00	Shuler,Devontae	13-5	236	18.2	24-78	.308	8-43	.186	4-8	.500	12	29	41	3.2	14	0	14	11	1	13	60	4.6
13	Olejniczak,Dominik	13-5	187	14.4	21-41	.512	0-0	.000	6-9	.667	22	22	44	3.4	37	0	0	12	7	6	48	3.7
02	Hymon,Marcanvis	13-6	243	18.7	19-39	.487	0-0	.000	6-10	.600	19	36	55	4.2	34	0	4	8	5	2	44	3.4
20	Davis,D.C.	1-0	2	2.0	1-1	1.000	1-1	1.000	0-0	.000	0	0	0	0.0	0	0	0	0	0	0	3	3.0
50	Furmanavicius,Justas	13-3	201	15.5	7-29	.241	4-16	.250	12-16	.750	16	19	35	2.7	21	0	4	4	6	7	30	2.3
Team											36	31	67					1				
Total.....		13	2600		308-785	.392	94-310	.303	206-277	.744	169	328	497	38.2	261	7	163	137	41	73	916	70.5
Opponents.....		13	2600		337-769	.438	103-298	.346	217-305	.711	157	350	507	39.0	246	-	214	144	57	68	994	76.5

TEAM STATISTICS	OM	OPP	Date	Opponent	Score	Att.
SCORING	916	994	* 12/31/17	SOUTH CAROLINA	w 74-69	5849
Points per game	70.5	76.5	* 01/03/18	at Georgia	L 60-71	7515
Scoring margin	-6.0	-	* 1/6/18	MISSISSIPPI STATE	w 64-58	8664
FIELD GOALS-ATT	308-785	337-769	* 01/09/18	at Auburn	L 70-85	9121
Field goal pct	.392	.438	* 1/13/18	FLORIDA	w 78-72	6457
3 POINT FG-ATT	94-310	103-298	* 01/16/18	at Texas A&M	L 69-71	10578
3-point FG pct	.303	.346	* 01/20/18	at Arkansas	L 93-97	18030
3-pt FG made per game	7.2	7.9	* 1/23/18	ALABAMA	w 78-66	8099
FREE THROWS-ATT	206-277	217-305	* 1/30/18	AUBURN	L 70-79	8043
Free throw pct	.744	.711	* 02/03/18	at Tennessee	L 61-94	18316
F-Throws made per game	15.8	16.7	* 2/6/18	MISSOURI	L 69-75	6204
REBOUNDS	497	507	* 02/10/18	at LSU	L 66-82	8545
Rebounds per game	38.2	39.0	* 2/13/18	ARKANSAS	L 64-75	6023
Rebounding margin	-0.8	-				
ASSISTS	163	214				
Assists per game	12.5	16.5				
TURNOVERS	137	144				
Turnovers per game	10.5	11.1				
Turnover margin	+0.5	-				
Assist/turnover ratio	1.2	1.5				
STEALS	73	68				
Steals per game	5.6	5.2				
BLOCKS	41	57				
Blocks per game	3.2	4.4				
ATTENDANCE	49339	72105				
Home games-Avg/Game	7-7048	6-12018				
Neutral site-Avg/Game	-	0-0				

* - Conference game

Score by Periods	1st	2nd	Totals
Ole Miss	434	482	916
Opponents	479	515	994



2017-18 Ole Miss Basketball
Ole Miss Team Game-by-Game (as of Feb 13, 2018)
All games



TEAM STATISTICS

Opponent	Date	Score		Total		3-Pointers		Free throws		Rebounds											
				fg-fga	pct	3fg-fga	pct	ft-fla	pct	off	def	tot	avg	pf	a	t/o	blk	stl	pts	avg	
LOUISIANA	11/10/17	94-76	W	33-65	.508	7-21	.333	21-31	.677	16	32	48	48.0	19	17	14	7	6	94	94.0	
EASTERN KENTUCKY	11/13/17	85-75	W	30-63	.476	10-22	.455	15-22	.682	13	20	33	40.5	15	19	8	4	8	85	89.5	
GEORGIA STATE	11/17/17	77-72	W	23-52	.442	9-27	.333	22-30	.733	10	23	33	38.0	22	13	13	6	5	77	85.3	
vs Utah	11/20/17	74-83	L	25-58	.431	8-24	.333	16-21	.762	13	18	31	36.2	23	9	15	4	14	74	82.5	
vs Rice	11/22/17	79-62	W	29-60	.483	12-32	.375	9-14	.643	9	30	39	36.8	18	19	13	4	9	79	81.8	
SOUTH DAKOTA STATE	11/28/17	97-99	Lot	36-72	.500	7-27	.259	18-27	.667	10	31	41	37.5	18	19	10	2	7	97	84.3	
VIRGINIA TECH	12/2/17	80-83	Lot	29-73	.397	9-31	.290	13-24	.542	13	29	42	38.1	28	17	12	7	3	80	83.7	
at Middle Tennessee	12/09/17	58-77	L	20-50	.400	5-18	.278	13-15	.867	5	23	28	36.9	11	15	11	4	3	58	80.5	
SAM HOUSTON STATE	12/13/17	82-69	W	31-60	.517	10-29	.345	10-17	.588	12	31	43	37.6	11	21	11	4	4	82	80.7	
ILLINOIS STATE	12/16/17	97-101	Lot	31-73	.425	7-26	.269	28-37	.757	15	26	41	37.9	19	22	9	8	7	97	82.3	
TEXAS A&M-CORPUS CH	12/19/17	85-63	W	28-52	.538	14-30	.467	15-21	.714	9	25	34	37.5	12	25	15	10	8	85	82.5	
BRADLEY	12/22/17	82-59	W	29-63	.460	12-27	.444	12-14	.857	9	31	40	37.8	14	18	17	7	10	82	82.5	
SOUTH CAROLINA	12/31/17	74-69	W	20-49	.408	8-21	.381	26-33	.788	4	26	30	37.2	23	15	8	7	9	74	81.8	
at Georgia	01/03/18	60-71	L	25-70	.357	6-26	.231	4-6	.667	18	24	42	37.5	23	6	10	3	6	60	80.3	
MISSISSIPPI STATE	1/6/18	64-58	W	21-62	.339	7-28	.250	15-22	.682	11	30	41	37.7	14	10	7	5	6	64	79.2	
at Auburn	01/09/18	70-85	L	22-65	.338	8-29	.276	18-27	.667	18	23	41	37.9	27	8	12	4	6	70	78.6	
FLORIDA	1/13/18	78-72	W	25-58	.431	6-18	.333	22-26	.846	10	34	44	38.3	15	17	11	3	4	78	78.6	
at Texas A&M	01/16/18	69-71	L	27-59	.458	5-21	.238	10-13	.769	13	21	34	38.1	15	19	9	2	3	69	78.1	
at Arkansas	01/20/18	93-97	L	29-60	.483	11-29	.379	24-29	.828	12	18	30	37.6	24	17	13	3	7	93	78.8	
ALABAMA	1/23/18	78-66	W	26-52	.500	8-21	.381	18-24	.750	10	25	35	37.5	17	13	10	4	5	78	78.8	
at Texas	01/27/18	72-85	L	25-64	.391	8-21	.381	14-17	.824	12	25	37	37.5	19	7	10	2	2	72	78.5	
AUBURN	1/30/18	70-79	L	25-61	.410	5-21	.238	15-20	.750	16	25	41	37.6	25	11	17	4	6	70	78.1	
at Tennessee	02/03/18	61-94	L	21-60	.350	11-25	.440	8-11	.727	17	21	38	37.7	19	12	17	1	3	61	77.3	
MISSOURI	2/6/18	69-75	L	26-65	.400	5-17	.294	12-15	.800	10	24	34	37.5	19	19	4	3	8	69	77.0	
at LSU	02/10/18	66-82	L	23-62	.371	6-29	.207	14-20	.700	15	25	40	37.6	19	5	9	1	5	66	76.6	
ARKANSAS	2/13/18	64-75	L	18-62	.290	8-25	.320	20-31	.645	15	32	47	38.0	21	11	10	1	5	64	76.1	
Ole Miss		1978		677-1590	.426	212-645	.329	412-567	.727	315	672	987	38.0	490	384	295	110	159	1978	76.1	
Opponents		1998		682-1578	.432	222-622	.357	412-568	.725	305	690	995	38.3	507	424	314	87	145	1998	76.8	

Games played: 26
Points/game: 76.1
FG Pct: 42.6
3FG Pct: 32.9
FT Pct: 72.7

Rebounds/game: 38.0
Assists/game: 14.8
Turnovers/game: 11.3
Assist/turnover ratio: 1.3
Steals/game: 6.1
Blocks/game: 4.2



2017-18 Ole Miss Basketball
Ole Miss Opponent Game-by-Game (as of Feb 13, 2018)
All games



OPPONENT STATISTICS

Opponent	Date	Score		Total		3-Pointers		Free throws		Rebounds										
				fg-fga	pct	3fg-fga	pct	ft-flt	pct	off	def	tot	avg	pf	a	t/o	blk	stl	pts	avg
LOUISIANA	11/10/17	94-76	W	26-71	.366	8-23	.348	16-23	.696	17	23	40	40.0	23	14	13	2	6	76	76.0
EASTERN KENTUCKY	11/13/17	85-75	W	26-51	.510	6-12	.500	17-22	.773	5	25	30	35.0	17	10	12	3	4	75	75.5
GEORGIA STATE	11/17/17	77-72	W	24-53	.453	8-21	.381	16-22	.727	11	24	35	35.0	30	9	16	1	5	72	74.3
vs Utah	11/20/17	74-83	L	26-55	.473	11-29	.379	20-24	.833	12	24	36	35.2	18	17	16	1	9	83	76.5
vs Rice	11/22/17	79-62	W	21-63	.333	7-31	.226	13-20	.650	15	23	38	35.8	14	14	13	2	4	62	73.6
SOUTH DAKOTA STATE	11/28/17	97-99	Lot	35-74	.473	18-41	.439	11-14	.786	11	33	44	37.2	22	22	14	1	5	99	77.8
VIRGINIA TECH	12/2/17	80-83	Lot	25-57	.439	7-22	.318	26-37	.703	6	35	41	37.7	21	18	14	1	6	83	78.6
at Middle Tennessee	12/09/17	58-77	L	31-62	.500	7-22	.318	8-9	.889	9	26	35	37.4	14	22	6	4	6	77	78.4
SAM HOUSTON STATE	12/13/17	82-69	W	26-64	.406	9-23	.391	8-11	.727	9	21	30	36.6	19	19	8	2	5	69	77.3
ILLINOIS STATE	12/16/17	97-101	Lot	31-73	.425	13-31	.419	26-31	.839	17	32	49	37.8	30	20	15	6	5	101	79.7
TEXAS A&M-CORPUS CH	12/19/17	85-63	W	26-61	.426	7-14	.500	4-6	.667	10	18	28	36.9	21	19	14	1	6	63	78.2
BRADLEY	12/22/17	82-59	W	20-62	.323	8-24	.333	11-21	.524	17	27	44	37.5	17	13	22	2	10	59	76.6
SOUTH CAROLINA	12/31/17	74-69	W	22-58	.379	8-20	.400	17-26	.654	14	29	43	37.9	21	16	14	4	2	69	76.0
at Georgia	01/03/18	60-71	L	24-57	.421	7-19	.368	16-22	.727	12	29	41	38.1	12	16	12	6	4	71	75.6
MISSISSIPPI STATE	1/6/18	64-58	W	22-63	.349	5-23	.217	9-17	.529	13	32	45	38.6	21	13	14	4	4	58	74.5
at Auburn	01/09/18	70-85	L	25-56	.446	6-22	.273	29-37	.784	14	30	44	38.9	20	16	15	8	5	85	75.1
FLORIDA	1/13/18	78-72	W	23-61	.377	10-29	.345	16-22	.727	9	26	35	38.7	20	14	10	4	8	72	74.9
at Texas A&M	01/16/18	69-71	L	29-57	.509	5-16	.313	8-16	.500	12	21	33	38.4	13	17	10	4	6	71	74.7
at Arkansas	01/20/18	93-97	L	29-53	.547	11-22	.500	28-35	.800	8	21	29	37.9	21	18	14	4	9	97	75.9
ALABAMA	1/23/18	78-66	W	25-62	.403	6-21	.286	10-14	.714	16	20	36	37.8	21	17	11	2	6	66	75.4
at Texas	01/27/18	72-85	L	28-63	.444	10-31	.323	19-23	.826	9	29	38	37.8	15	13	7	4	6	85	75.9
AUBURN	1/30/18	70-79	L	26-67	.388	9-28	.321	18-26	.692	19	23	42	38.0	21	15	11	3	4	79	76.0
at Tennessee	02/03/18	61-94	L	33-62	.532	13-29	.448	15-19	.789	10	25	35	37.9	17	27	6	7	11	94	76.8
MISSOURI	2/6/18	69-75	L	24-53	.453	10-23	.435	17-20	.850	7	32	39	37.9	15	16	11	7	1	75	76.7
at LSU	02/10/18	66-82	L	29-58	.500	6-23	.261	18-24	.750	10	26	36	37.8	22	14	8	4	4	82	76.9
ARKANSAS	2/13/18	64-75	L	26-62	.419	7-23	.304	16-27	.593	13	36	49	38.3	22	15	8	0	4	75	76.8
Opponents		1998		682-1578	.432	222-622	.357	412-568	.725	305	690	995	38.3	507	424	314	87	145	1998	76.8
Ole Miss		1978		677-1590	.426	212-645	.329	412-567	.727	315	672	987	38.0	490	384	295	110	159	1978	76.1

Games played: 26
Points/game: 76.8
FG Pct: 43.2
3FG Pct: 35.7
FT Pct: 72.5

Rebounds/game: 38.3
Assists/game: 16.3
Turnovers/game: 12.1
Assist/turnover ratio: 1.4
Steals/game: 5.6
Blocks/game: 3.3