

FLORIDA™

MEN'S BASKETBALL

Release Date: Feb. 16, 2017



#15/13 Florida (21-5/11-2 SEC) vs. Mississippi State (14-11/5-8 SEC)
 Humphrey Coliseum (10,575) | Starkville, Miss.
 Game 27 | Feb. 18, 2017 | 2 p.m. ET



COACHES

Mike White

42-20 | 2nd season at Florida
 143-60 | 6th season overall

Ben Howland

28-28 | 2nd season at Mississippi State
 429-234 | 21st season overall

BROADCAST INFORMATION

TV | ESPN

Streaming | WatchESPN

Play-by-Play: Beth Mowins
 Analyst: Dalen Cuff

Radio | Gator IMG Sports Network

Play-by-Play: Mick Hubert
 Analyst: Bill Koss

TICKET INFORMATION

hailstate.com

SOCIAL MEDIA

Facebook, Twitter & Instagram: @GatorsMBK

NOTABLE NUMBERS

1,000

Kasey Hill sits at 991 career points, needing nine to become the 52nd member of UF's 1,000-point club.

21

The Gators have matched last season's win total. Florida posted a 21-15 record in Mike White's first season at the helm.

9

The Gators 42 wins since the start of last season are 10 more than any of the other three SEC teams that hired a new head coach the same offseason, ahead of Alabama (33 wins), Tennessee (29) and Mississippi State (28).

50

The Gators have scored 50 points off the bench twice in SEC play. UF enjoyed a 51-5 advantage vs. Georgia, led by Canyon Barry's 27, then posted a 52-41 edge at Auburn behind Barry's 30. Barry's 30- and 27-point games mark the two highest individual scoring outputs by a Gator off the bench this decade.

7.8/6.6

Center John Egbunu was lost for the season after tearing his ACL in the win at Auburn on Tuesday. While his 7.8 points and team-best 6.6 rebounds will have to be accounted for in other ways, more difficult to replace is the physical low-post presence the 6-foot-11, 255-pound junior brought to the Gator defense.

- Florida holds a 62-49 advantage in the all-time series vs. Mississippi State, including a 1-0 mark under Mike White. UF is 22-34 all-time at Starkville, and this is the first meeting there under White. The Gators have won six straight vs. MSU.
- Florida's current seven-game winning streak matches the longest for the Gators under head coach Mike White, done earlier this season, as well.
- Only one opponent this season has reached its season average in regulation against the Gator defense (Auburn), but in that one game the Gators also set a school scoring record for conference play (114).
- UF has four RPI top-50 wins and 13 top-100 wins, and the Gators have just one loss to a team outside the RPI top 25 (Vandy). UF's non-conference schedule is also ranked the ninth-hardest in the nation.
- The Gators' 22-point win over Kentucky, led by Kasey Hill's 21 points, marked UF's second win vs. a top-10 opponent in as many seasons under White and was also UF's largest margin of victory in series history vs. UK.
- UF tore off perhaps the most dominant three-game stretch in program history, winning by 35 at LSU, 32 at Oklahoma and 39 vs. Missouri. It marked the third time the Gators have ever won three straight games by 30+ points, but both previous times included no major-conference teams.
- UF's win vs. Missouri was highlighted by Chris Chiozza's triple-double (12/12/10), UF's first since 2009 (Nick Calathes), and Chiozza followed that up with a 9-rebound, 9-assist performance vs. Kentucky and earned SEC Player of the Week honors.
- UF's 84-52 win at Oklahoma in the SEC/Big 12 Challenge marked the Sooners' worst home loss in 95 years. It also marked the first time in school history the Gators notched back-to-back road wins by a 30+ margin of victory.
- The Gators posted the most prolific 3-point shooting night in school history at LSU, knocking down 19 3-pointers at LSU. The 106-71 decision marked UF's highest-scoring conference game in nearly 42 years.
- In wins against Alabama and Georgia, Florida posted a 92-22 advantage in bench scoring, including a 51-5 edge against Georgia that included Canyon Barry's 27-point output.
- KeVaughn Allen was named SEC Player of the Week on Jan. 9, following Florida's wins vs. Tennessee and Ole Miss. Allen shot 4-for-4 from 3-point range in the second half vs. the Vols, leading UF with 23 points. Justin Leon chipped in a career-high 19 points vs. the Vols, as well.
- The Gators came into league play off their first home game of the season, a 94-71 win vs. Little Rock in which they went 16-for-31 from 3-point range and had seven different players knock down a shot from long range.
- The Gators posted a 31-17 advantage over the final 15 minutes vs. Miami, sparked by Keith Stone's 15 points and eight rebounds off the bench.
- The Gators' depth has been on display all season as eight different players have led the team in scoring. The frontcourt depth will be tested with the loss of John Egbunu for the season following an ACL tear suffered at Auburn on Feb. 14.

NOVEMBER

11	vs. FGCU (Jacksonville)	SECN +	W	80-59
13	vs. Mercer (Jacksonville)	ESPNU	W	76-54
17	vs. St. Bonaventure (Lakeland)	SECN +	W	73-66
21	vs. Belmont (Tampa)	SECN	W	78-61
24	vs. Seton Hall (Orlando)	ESPN2	W	81-76
25	vs. #11 Gonzaga (Orlando)	ESPNU	L	72-77
27	vs. Miami (Orlando)	ESPN2	W	65-56

DECEMBER

1	at North Florida	ESPN3	W	91-60
6	vs. #5/4 Duke (New York)	ESPN	L	74-84
11	at Florida State	ESPNU	L	78-83
17	vs. Charlotte (Sunrise)	FS2/Sun	W	87-46
21	Little Rock	SECN	W	94-71
29	at Arkansas	SECN	W	81-72

JANUARY

3	Ole Miss	ESPNU	W	70-63
7	Tennessee	ESPN2	W	83-70
10	at Alabama	ESPNU	W	80-67
14	Georgia	ESPN2	W/OT	80-76
18	at #24 South Carolina	SECN	L	53-57
21	Vanderbilt	CBS	L	66-68
25	at LSU	SECN	W	106-71
28	at Oklahoma (SEC/B12)	ESPN	W	84-52

FEBRUARY

2	Missouri	ESPN2	W	93-54
4	#8/6 Kentucky	ESPN	W	88-66
7	at Georgia	ESPN2	W	72-60
11	Texas A&M	ESPN2	W	71-62
14	at Auburn	SECN	W	114-95
18	at Mississippi State	ESPN	2 p.m.	
21	South Carolina	ESPN	7 p.m.	
25	at Kentucky	CBS	2 p.m.	

MARCH

1	Arkansas	ESPN2	7 p.m.	
4	at Vanderbilt	ESPN/2	2 p.m.	
8-12	SEC Tournament (Nashville)			

FLORIDAGATORS.COM

Contact: Denver Parler | denverp@gators.ufl.edu | 352-375-4683 ext. 6135

FLORIDA PROBABLE STARTERS

#	Name	Pos.	Ht.	Wt.	Cl.	P/RPG
1	Devin Robinson	F	6-8	200	Jr.	11.5/5.6
23	Justin Leon	F	6-8	196	Sr.	7.1/3.9
13	Kevarrius Hayes	C	6-9	218	So.	6.2/3.8
0	Kasey Hill	G	6-1	175	Sr.	9.7/5.1a
5	KeVaughn Allen	G	6-2	183	So.	13.2/2.4

OPPONENT PROBABLE STARTERS

#	Name	Pos.	Ht.	Wt.	Cl.	P/RPG
35	Aric Holman	F	6-10	222	So.	8.6/6.2
34	Schnider Herard	C	6-10	250	Fr.	5.3/5.4
1	Lamar Peters	G	6-0	188	Fr.	12.0/3.6a
4	Mario Kegler	G	6-7	220	Fr.	10.5/5.6
11	Quinnndary Weatherspoon	G	6-4	205	So.	16.7/5.0

0**KASEY HILL**Guard
Senior
Umatilla, Fla.
6-1 | 175

Stuffed the box score vs. Duke with 13 points, seven rebounds and six assists...Posted his first career double-double with 11 points and 11 assists vs. Little Rock...Became the first Gator since Nick Calathes to post 5+ points, rebounds, assists and steals in a game with 8 points, 5 rebounds, 5 assists and a career-best six steals vs. Ole Miss.

Year	GP	GS	Min	Avg	FG	FGA	Pct	3FG	3A	Pct	FT	FTA	Pct	OR	DR	Tot	Avg	PF	FO	Ast	TO	Blk	Stl	Pts	Avg
2016-17	26	26	745	28.7	91	217	.419	6	32	.188	65	102	.637	13	62	75	2.9	55	2	133	79	4	49	253	9.7
TOTAL	127	83	3306	26.0	355	894	.397	38	160	.238	243	415	.586	47	254	301	2.4	275	7	502	273	28	171	991	7.8

1**DEVIN ROBINSON**Forward
Junior
Chesterfield, Va.
6-8 | 200

Had a career-high scoring night at LSU with 24 points, including 5-for-8 from 3-point range...Grabbed a season-high 10 rebounds at South Carolina...Poured in 21 points in UF's first game at Exactech Arena...Posted three double-doubles during his sophomore season.

Year	GP	GS	Min	Avg	FG	FGA	Pct	3FG	3A	Pct	FT	FTA	Pct	OR	DR	Tot	Avg	PF	FO	Ast	TO	Blk	Stl	Pts	Avg
2016-17	26	26	643	24.7	105	215	.488	30	77	.390	60	78	.769	47	99	146	5.6	60	3	17	27	17	24	300	11.5
TOTAL	95	61	2103	22.1	297	658	.451	87	265	.328	154	211	.730	135	304	439	4.6	204	8	57	87	51	59	835	8.8

2**ERIC HESTER**Guard
Freshman
Clearwater, Fla.
6-3 | 167

Broke out for 16 points at LSU, including 5-for-5 from 3-point range becoming the first Gator to go 5-for-5 or better in a regular season SEC game since Greg Stolt (1/14/98 at Arkansas)...His 16 points at LSU eclipsed his prior career total entering the game (14)...The first high school recruit to commit to the Gators under head coach Mike White...Has a 6-foot-10 wingspan and the motor to be an elite defender.

Year	GP	GS	Min	Avg	FG	FGA	Pct	3FG	3A	Pct	FT	FTA	Pct	OR	DR	Tot	Avg	PF	FO	Ast	TO	Blk	Stl	Pts	Avg
2016-17	16	0	106	6.6	15	23	.652	11	19	.579	2	4	.500	1	9	10	0.6	13	0	6	3	0	6	43	2.7

5**KEVAUGHN ALLEN**Guard
Sophomore
Little Rock, Ark.
6-2 | 183

Named SEC Player of the Week on Jan. 9 after scoring 14 vs. Ole Miss and 23 vs. Tennessee in a pair of wins...Rung up 13 points in the first six minutes vs. Little Rock, finishing with 19 in the first game at Exactech Arena...Poured in a season-best 29 points against Vanderbilt.

Year	GP	GS	Min	Avg	FG	FGA	Pct	3FG	3A	Pct	FT	FTA	Pct	OR	DR	Tot	Avg	PF	FO	Ast	TO	Blk	Stl	Pts	Avg
2016-17	26	26	707	27.2	118	259	.456	54	138	.391	54	62	.871	8	55	63	2.4	40	0	36	35	6	33	344	13.2
TOTAL	62	60	1685	27.2	252	595	.424	105	300	.350	153	179	.855	26	134	160	2.6	96	0	93	70	11	74	762	12.3

11**CHRIS CHIOZZA**Guard
Junior
Memphis, Tenn.
6-0 | 176

Posted UF's first triple-double in 8 years with 12 points, 12 rebounds and 10 assists vs. Missouri. It was the nation's first by a player off the bench since Chris Lowe of UMass on March 5, 2008...Followed that up with a 9-rebound, 9-assist outing vs. UK to win SEC Player of the week...The Gators' assist-to-turnover ratio leader last season and again so far this season...An attacking point guard with the ability to distribute or score himself.

Year	GP	GS	Min	Avg	FG	FGA	Pct	3FG	3A	Pct	FT	FTA	Pct	OR	DR	Tot	Avg	PF	FO	Ast	TO	Blk	Stl	Pts	Avg
2016-17	26	0	542	20.8	47	130	.362	19	72	.264	43	55	.782	10	69	79	3.0	58	1	100	36	0	39	156	6.0
TOTAL	95	33	2151	22.6	177	493	.359	81	265	.306	111	158	.703	33	222	255	2.7	194	4	328	142	3	117	546	5.7

12**GORJOK GAK**Forward/Center
Freshman
Sydney, Australia
6-11 | 231

Runs the floor extremely well, and his 7-foot-4 wingspan enables him to play well above the rim...Good ball handler for his size, and possesses a soft touch around the basket.

Year	GP	GS	Min	Avg	FG	FGA	Pct	3FG	3A	Pct	FT	FTA	Pct	OR	DR	Tot	Avg	PF	FO	Ast	TO	Blk	Stl	Pts	Avg
2016-17	10	0	40	4.0	5	8	.625	0	0	.000	1	4	.250	3	9	12	1.2	10	0	0	4	2	1	11	1.1

13**KEVARRIUS HAYES**Forward/Center
Sophomore
Live Oak, Fla.
6-9 | 218

Led the Gators with a career-best 20 points and nine rebounds in the win at Oklahoma...Had a solid 12-point, 8-rebound night in the Exactech Arena opener vs. Little Rock...Posted 5 blocked shots in the season opener vs. FGCU (11/11)...Has shown improved strength and is a solid post defender off the bench...Brings maximum effort to the court every day.

Year	GP	GS	Min	Avg	FG	FGA	Pct	3FG	3A	Pct	FT	FTA	Pct	OR	DR	Tot	Avg	PF	FO	Ast	TO	Blk	Stl	Pts	Avg
2016-17	26	7	400	15.4	56	88	.636	0	0	.000	50	73	.685	40	58	98	3.8	55	1	6	13	41	12	162	6.2
TOTAL	61	13	803	13.2	91	138	.659	0	0	.000	78	132	.591	85	105	190	3.1	119	1	13	30	61	23	260	4.3

15**JOHN EGBUNU**Center
Junior (R)
Bauchi, Nigeria
6-11 | 255

Showing improved shot-blocking instincts and increased persistence on the glass this season...Posted a double-double in the win vs. Texas A&M...Suffered a season-ending torn ACL at Auburn...One of the team's best communicators on defense.

Year	GP	GS	Min	Avg	FG	FGA	Pct	3FG	3A	Pct	FT	FTA	Pct	OR	DR	Tot	Avg	PF	FO	Ast	TO	Blk	Stl	Pts	Avg
2016-17	24	19	534	22.3	64	130	.492	1	1	1.000	59	104	.567	59	99	158	6.6	61	1	7	42	36	8	188	7.8
TOTAL	58	49	1391	24.0	213	382	.558	1	1	1.000	151	277	.545	151	227	378	6.5	171	7	19	101	84	23	578	10.0
All*	90	80	2184	24.3	302	533	.567	1	2	.500	211	387	.545	231	345	576	6.4	263	8	31	156	127	33	816	9.1

23**JUSTIN LEON**Forward
Senior
Conway, Ark.
6-8 | 206

Scored a career-best 19 points in Florida's win vs. Tennessee...High-motor player who earned his way into the starting lineup on a semi-regular basis in his first season with the Gators and has been a full-time starter this season...A solid spot-up 3-point shooter who can drive the ball, as well.

Year	GP	GS	Min	Avg	FG	FGA	Pct	3FG	3A	Pct	FT	FTA	Pct	OR	DR	Tot	Avg	PF	FO	Ast	TO	Blk	Stl	Pts	Avg
2016-17	26	26	556	21.4	63	147	.429	35	82	.427	24	31	.774	36	65	101	3.9	59	0	11	18	5	12	185	7.1
TOTAL	60	37	1063	17.7	135	293	.461	60	149	.403	36	57	.632	82	126	208	3.5	111	0	22	39	10	22	366	6.1

24**CANYON BARRY**Guard
Grad / Senior (R)
Colorado Springs, Colo.
6-6 | 215

Went for a season-high 27 points in the OT win vs. Georgia after hitting his first 5 3-point attempts...Posted 20-point games vs. Seton Hall and Ole Miss...Three 20-point games off the bench is the most by a Gator in a season since Anthony Roberson had 3 in 2002-03...Grad transfer to UF, studying nuclear engineering.

Year	GP	GS	Min	Avg	FG	FGA	Pct	3FG	3A	Pct	FT	FTA	Pct	OR	DR	Tot	Avg	PF	FO	Ast	TO	Blk	Stl	Pts	Avg
2016-17	25	0	558	22.3	101	233	.433	35	100	.350	98	109	.899	27	53	80	3.2	29	0	15	22	9	16	335	13.4
All*	95	58	2693	28.3	402	1037	.388	153	443	.345	271	335	.809	77	272	349	3.7	155	2	118	171	38	75	1228	12.9

25**KEITH STONE**Forward
Freshman (R)
Deerfield Beach, Fla.
6-8 | 240

Scored a career-best 17 points against Georgia, going 5-for-6 from the floor and 3-for-4 from 2...Broke out for 15 points and 8 rebounds in the Gators' win vs. Miami...Led the Gators with 14 points in the win at Alabama, including 3-for-3 from 3-point range...Spent last season working tirelessly in the weight room, shedding about 15 pounds before putting it back on as muscle.

Year	GP	GS	Min	Avg	FG	FGA	Pct	3FG	3A	Pct	FT	FTA	Pct	OR	DR	Tot	Avg	PF	FO	Ast	TO	Blk	Stl	Pts	Avg
2016-17	24	0	312	13.0	30	76	.395	12	35	.343	19	29	.655	21	31	52	2.2	33	1	13	13	7	9	91	3.8

NOTE: All* line includes stats at previous school. TOTAL line is UF only.

	STARTING LINEUPS					STAT LEADERS				
	1	2	3	4	5	Points	Rebounds	Assists	Steals	Blocks
vs. FGCU	Hill	Allen	Robinson	Leon	Egbunu	14-Robinson	8-Egbunu	4-Hill	3-Chiozza/Robinson	5-Hayes
vs. Mercer	Hill	Allen	Robinson	Leon	Egbunu	17-Leon	9-Robinson	5-Allen	2-Allen/Robinson	2-Allen/Egbunu
vs. St. Bonaventure	Hill	Allen	Robinson	Leon	Egbunu	16-Allen/Barry	10-Egbunu	4-Hill	2-Allen/Chiozza	3-Hayes
vs. Belmont	Hill	Allen	Robinson	Leon	Egbunu	17-Barry	8-Egbunu	5-Hill	3-Chiozza/Hill	2-Hayes
vs. Seton Hall	Hill	Allen	Robinson	Leon	Egbunu	21-Allen	10-Egbunu	2-Barry/Chiozza/Hill	1-Four tied	4-Egbunu
vs. Gonzaga	Hill	Allen	Robinson	Leon	Egbunu	18-Robinson	7-Egbunu	7-Hill	2-Barry/Hill	4-Egbunu
vs. Miami	Hill	Allen	Robinson	Leon	Egbunu	16-Hill	8-Stone	5-Chiozza	2-Barry/Hill/Robinson	4-Egbunu
at North Florida	Hill	Allen	Robinson	Leon	Egbunu	16-Chiozza	6-Robinson	9-Chiozza	3-Allen/Chiozza	3-Egbunu
vs. Duke	Hill	Allen	Robinson	Leon	Egbunu	21-Allen	12-Egbunu	6-Hill	2-Barry/Robinson	3-Egbunu
at Florida State	Hill	Allen	Robinson	Leon	Egbunu	21-Hill	7-Hayes	4-Chiozza	2-Hill	1-Barry/Egbunu
vs. Charlotte	Hill	Allen	Robinson	Leon	Hayes	16-Barry	9-Robinson	5-Hill	5-Chiozza	2-Rimmer/Stone
Little Rock	Hill	Allen	Robinson	Leon	Hayes	21-Robinson	8-Hayes	11-Hill	3-Hill	1-Barry/Hayes/Leon
at Arkansas	Hill	Allen	Robinson	Leon	Hayes	21-Allen	11-Egbunu	6-Hill	1-Six tied	3-Robinson
Ole Miss	Hill	Allen	Robinson	Leon	Hayes	20-Barry	5-Four tied	5-Hill	6-Hill	1-Hayes
Tennessee	Hill	Allen	Robinson	Leon	Hayes	23-Allen	6-Leon	7-Hill	4-Allen	2-Hayes
at Alabama	Hill	Allen	Robinson	Leon	Hayes	14-Stone	6-Robinson	4-Hill	5-Hill	2-Hayes
Georgia	Hill	Allen	Robinson	Leon	Hayes	27-Barry	11-Egbunu	4-Chiozza/Hill	3-Chiozza/Stone	2-Egbunu
at South Carolina	Hill	Allen	Robinson	Leon	Egbunu	13-Barry	10-Robinson	4-Chiozza	4-Hill	2-Egbunu
Vanderbilt	Hill	Allen	Robinson	Leon	Egbunu	29-Allen	6-Egbunu/Leon/Robinson	7-Hill	2-Hill/Robinson	2-Leon
at LSU	Hill	Allen	Robinson	Leon	Egbunu	24-Robinson	8-Robinson	10-Chiozza	2-Hester	3-Hayes
at Oklahoma	Hill	Allen	Robinson	Leon	Egbunu	20-Hayes	9-Hayes	8-Hill	2-Hill	3-Hayes
Missouri	Hill	Allen	Robinson	Leon	Egbunu	17-Barry	12-Chiozza	10-Chiozza	2-Allen	2-Gak
Kentucky	Hill	Allen	Robinson	Leon	Egbunu	21-Hill	9-Chiozza/Robinson	9-Chiozza	2-Allen/Chiozza	3-Hayes
at Georgia	Hill	Allen	Robinson	Leon	Egbunu	15-Chiozza	7-Leon	5-Hill	4-Chiozza	4-Hayes
Texas A&M	Hill	Allen	Robinson	Leon	Egbunu	18-Leon	10-Egbunu	5-Allen/Chiozza	3-Hill	2-Egbunu
at Auburn	Hill	Allen	Robinson	Leon	Egbunu	30-Barry	8-Leon	12-Hill	2-Chiozza/Robinson	3-Hayes
at Mississippi State										
South Carolina										
at Kentucky										
Arkansas										
at Vanderbilt										

	MISC. SCORING					NOTABLE
	UF/Opp.	Paint	OffT/O	2nd Ch.	Fastbreak	
vs. FGCU	46/26	24/7	16/13	14/4	28/22	UF overcame a 5-point deficit with a 15-0 second-half run and allowed just 9 points in the final 16 minutes.
vs. Mercer	22/18	22/6	24/12	4/2	22/20	Florida allowed just 14 first-half points, the fewest in a half under White...All 12 players appeared and scored.
vs. St. Bonaventure	28/26	22/23	12/17	8/8	25/7	The Gators' 15-point lead was erased before a 7-0 run, including 2 run-out dunks, in the final minute.
vs. Belmont	30/26	20/13	13/4	4/0	36/17	Florida opened the game on a 15-0 run & added a 16-0 run in the second half...UF forced 21 turnovers.
vs. Seton Hall	24/34	16/23	12/15	4/6	34/21	The Gators used a 10-0 run to go from 47-42 down to 52-47 ahead with 11:30 to play...3 Gators fouled out.
vs. Gonzaga	26/36	13/3	18/9	2/4	14/19	Robinson scored UF's first 9 points...Gonzaga's 10-0 run put the Bulldogs up 63-57 at the 6:51 mark.
vs. Miami	36/26	21/9	8/13	6/2	19/10	Stone broke out with 15 points off the bench...Gators weathered a 7-minute FG drought to start the 2nd half.
at North Florida	38/18	38/19	13/5	2/0	51/16	UF posted a .585 FG%, its best under White, and forced 20 turnovers...Dallas Moore led UNF with 31 points.
vs. Duke	40/36	12/17	9/14	10/8	13/22	Florida turned the ball over 10 times in the first half as Duke built a 10-point lead...Luke Kennard scored 29.
at Florida State	42/34	25/12	11/10	15/10	18/19	UF sliced a 13-point deficit to 3 in the final 2 minutes, but fell short...Barry scored his 1,000th career point.
vs. Charlotte	38/14	21/13	14/2	10/0	45/23	Florida allowed 14 FG on .275 FG% & forced 20 turnovers...Robinson, Barry combined for 31 points on 12 FGA.
Little Rock	26/32	16/11	14/10	2/0	31/34	The Gators' debut at Exactech Arena...Allen had 13 points in the first 6 minutes, including 3 3-pointers.
at Arkansas	34/34	16/19	18/12	10/7	17/20	Allen hit 5 3-pointers in his first career game in his home state...Robinson hit all 6 2-point attempts (17 pts).
Ole Miss	24/32	18/17	16/6	13/6	28/15	Hill posted 5+ P/R/A/S, the 1st Gator since Calathes in 2008 to do so...UF led by as many as 20 in the 2nd half.
Tennessee	32/28	25/15	11/8	6/14	27/31	UF had just 2 turnovers in the 2nd half...Allen shot 4/4 from 3 in the 2nd half...7 Vols had multiple turnovers.
at Alabama	28/30	27/10	10/14	4/2	41/17	UF took a 34-16 lead, then suffered a 37-13 Alabama run to fall behind, 53-47, before ending on a 33-14 run.
Georgia	24/36	22/11	6/10	2/12	51/5	The Gators trailed 35 of 45 minutes...UF's first win of the season when trailing at the 5:00 2nd half mark.
at South Carolina	38/20	11/13	7/8	10/4	26/11	UF was held without a 3-pointer for the first time in 850 games, going 0-17...UF held SC to a .294 FG%.
Vanderbilt	28/20	17/10	9/13	4/4	8/10	Florida fell in a quick 8-0 hole, but bounced back for a 32-27 halftime lead...Vandy had a 12-0 2nd half run.
at LSU	30/40	10/15	12/8	4/2	39/26	The Gators made a school-record 19 3-pointers and hit 10 consecutive 3-point attempts in one stretch.
at Oklahoma	36/30	13/6	20/9	9/4	39/16	UF handed OU its worst home loss in 95 years...Leading 25-24, the Gators went on a 25-4 run to go up 50-28.
Missouri	36/16	20/11	19/9	8/2	47/25	Chiozza posted a triple-double, UF's first in 8 years & nation's first by a player off the bench since 3/5/08.
Kentucky	32/30	17/11	17/7	18/8	28/31	Up 62-52, the Gators used a 13-0 run to put the game away & post their largest margin of victory ever vs. UK.
at Georgia	32/27	18/6	2/9	6/7	31/14	The Gators gave up 4 FGs in the first 16 minutes of the 2nd half...Only 2 Bulldogs scored more than 5 points.
Texas A&M	20/30	20/15	11/13	6/6	27/6	After falling behind 40-36 with 12 minutes left, the Gators outscored the Aggies 35-22 down the stretch.
at Auburn	34/50	16/12	15/23	4/2	52/41	The Gators set a team record for scoring in an SEC game (114)...Hill dished his 500th career assist.
at Mississippi State						
South Carolina						
at Kentucky						
Arkansas						
at Vanderbilt						
Total	824/749	500/327	337/275	185/124	797/498	
Average per game	31.7/28.8	19.2/12.6	13.0/10.6	7.1/4.8	30.7/19.2	

MATCHUP

SERIES HISTORY

- Florida holds a 62-49 advantage in the all-time series vs. Mississippi State, including a 1-0 mark under Mike White. UF is 22-34 all-time at Starkville, and this is the first meeting there under White.
- The Gators carry a six-game series winning streak vs. the Bulldogs into Saturday's game after MSU won four of five against Florida from 2008-11.

LAST MEETING

- Florida gutted out an 81-78 victory at home vs. Mississippi State, overcoming an 11-point second-half deficit and a back-and-forth final two minutes.
- John Egbunu hit a pair of go-ahead free throws with 41.3 seconds remaining, and the Gators got a stop on defense. KeVaughn Allen's free throws with 1.3 seconds left gave UF the final margin.
- Dorian Finney-Smith posted 20 points and 13 rebounds. Allen added 19 points, Egbunu had 16 and Devin Robinson scored 11 off the bench.
- Florida earned a 45-33 edge on the glass, helping offset MSU's 20-6 edge in points off turnovers and 15-2 fastbreak advantage.
- I.J. Ready paced the Bulldogs with 20 points, while three other players scored double figures. All three of MSU's big men fouled out, and Gavin Ware was limited to five points and one rebound in 15 minutes.

ABOUT THE OPPONENT

- MSU started SEC play with a 3-1 mark, but has struggled recently, with a 1-5 mark over its last six games.
- The Bulldogs are 3-3 at home in SEC action, with wins vs. Texas A&M, Missouri and Tennessee. The losses have all come to top-tier SEC teams: Alabama, Kentucky and South Carolina.
- Quindary Weatherspoon paces MSU with 16.7 points per game, joined in double figures by Lamar Peters (12.0) and Mario Kegler (10.5).
- Aric Holman leads the team in rebounding (6.2), IJ Ready has a taem-best 95 assists.
- MSU's top scorers are also the team's top 3-point shooters: Peters (.419; 52/130), Weatherspoon (.396; 42/106) and Kegler (.391; 36/92), while Tyson Carter is also a capable long-range threat (.367; 33/90).

OPPONENT'S LAST 5 GAMES

Jan. 31	at Ole Miss	L	61-88
Feb. 4	Tennessee	W	64-59
Feb. 7	at Auburn	L	92-98
Feb. 11	South Carolina	L	73-77
Feb. 14	at Georgia	L	72-79

OPPONENT'S NEXT 5 GAMES

Feb. 21	Ole Miss
Feb. 25	at Vanderbilt
Feb. 28	at South Carolina
March 4	LSU
March 8/9/10	SEC Tournament

UF VS. MISSISSIPPI STATE UNDER WHITE (1-0)

Jan. 19 2016	H	W	81-78
--------------	---	---	-------

Category	UF	SEC Rank	Opp.	SEC Rank
Scoring Offense	80.4	3	74.4	8
Scoring Defense	66.4	3	71.8	8
Scoring Margin	+14.0	2	+2.6	9
Field Goal Pct.	.456	4	.453	5
Field Goal Pct. Def.	.409	4	.434	12
3-Pt. FG Pct.	.364	4	.369	3
3-Pt. FG Pct. Def.	.313	2	.323	4
3-Pt. FG Made	7.8	4	8.2	3
3-Pt. FG Allowed	5.6	2	6.3	4
Free Throw Pct.	.730	5	.688	9
Free Throws Made	18.6	2	14.6	11
Rebounds	37.5	8	35.0	13
Opp. Rebounds	35.0	5	36.7	10
Offensive Rebounds	12.0	7	9.4	13
Defensive Rebounds	25.4	9	25.6	7
Rebounding Margin	+2.4	6	-1.7	13
Assists	13.3	9	12.3	12
Turnovers	11.7	1 (t47)	13.1	7
Opp. Turnovers	15.7	2	13.8	8
Turnover Margin	+4.0	2	+0.7	8
Assist/TO Ratio	1.1	5	0.9	10
Steals	8.1	1 (t25)	7.2	5
Blocked Shots	5.0	4	4.1	11

National rank in parentheses for SEC-leading stats.

NUMERICAL ROSTER

0	Kasey Hill	G	6-1	175	Sr.	3L	Umatilla, Fla./Montverde Academy
1	Devin Robinson	F	6-8	200	Jr.	2L	Chesterfield, Va./Christchurch School
2	Eric Hester	G	6-3	167	Fr.	HS	Clearwater, Fla./Oldsmar Christian
3	Jalen Hudson	G	6-6	190	Jr.	TR	Richmond, Va./Virginia Tech
5	KeVaughn Allen	G	6-2	183	So.	1L	Little Rock, Ark./North Little Rock
11	Chris Chiozza	G	6-0	176	Jr.	2L	Memphis, Tenn./White Station
12	Gorjok Gak	F/C	6-11	231	Fr.	HS	Sydney, Australia/Victory Rock Prep
13	Kevarrius Hayes	F/C	6-9	218	So.	1L	Live Oak, Fla./Suwannee
15	John Egbunu	C	6-11	255	Jr.-R	1L	Bauchi, Nigeria/USF
21	Dontay Bassett	F	6-9	222	Fr.	HS	Oakland, Calif./Oldsmar Christian
23	Justin Leon	F	6-8	206	Sr.	1L	Conway, Ark./Shawnee (III.) CC
24	Canyon Barry	G	6-6	215	Gr.	TR	Colorado Springs, Colo./College of Charleston
25	Keith Stone	F	6-8	240	Fr.-R	SQ	Deerfield Beach, Fla./Zion Lutheran
32	Schuyler Rimmer	C	6-10	249	Sr.	1L	Orlando, Fla./Stanford

ALPHABETICAL ROSTER

5	KeVaughn Allen	G	6-2	183	So.	1L	Little Rock, Ark./North Little Rock
24	Canyon Barry	G	6-6	215	Gr.	TR	Colorado Springs, Colo./College of Charleston
21	Dontay Bassett	F	6-9	222	Fr.	HS	Oakland, Calif./Oldsmar Christian
11	Chris Chiozza	G	6-0	176	Jr.	2L	Memphis, Tenn./White Station
15	John Egbunu	C	6-11	255	Jr.-R	1L	Bauchi, Nigeria/USF
12	Gorjok Gak	F/C	6-11	231	Fr.	HS	Sydney, Australia/Victory Rock Prep
13	Kevarrius Hayes	F/C	6-9	218	So.	1L	Live Oak, Fla./Suwannee
2	Eric Hester	G	6-3	167	Fr.	HS	Clearwater, Fla./Oldsmar Christian
0	Kasey Hill	G	6-1	175	Sr.	3L	Umatilla, Fla./Montverde Academy
3	Jalen Hudson	G	6-6	190	Jr.	TR	Richmond, Va./Virginia Tech
23	Justin Leon	F	6-8	206	Sr.	1L	Conway, Ark./Shawnee (III.) CC
32	Schuyler Rimmer	C	6-10	249	Sr.	1L	Orlando, Fla./Stanford
1	Devin Robinson	F	6-8	200	Jr.	2L	Chesterfield, Va./Christchurch School
25	Keith Stone	F	6-8	240	Fr.-R	SQ	Deerfield Beach, Fla./Zion Lutheran

Head Coach: Mike White (Ole Miss '00)

Assistant Coaches: Dusty May (Indiana '00), Jordan Mincy (Kent State '09), Darris Nichols (West Virginia '08)

Head Athletic Trainer: Dave Werner

Strength & Conditioning Coordinator: Preston Greene

Director of Basketball Operations: Kyle Church

Video Coordinator: Jonathan Blake

Academic Counselor: Tom Williams

Note: Coach White has no personal preference between Mike or Michael. We use Mike in our materials simply for consistency's sake, and either form is perfectly acceptable in broadcast or print.

PRONUNCIATION GUIDE

KeVaughn Allen	KAY-vawn
Dontay Bassett	DAHN-tay BASS-ett
Chris Chiozza	chee-OH-zah
John Egbunu	egg-BOO-noo
Gorjok Gak	GORE-zhahk GACK
Kevarrius Hayes	KEE-vahr-ee-us
Justin Leon	LEE-on
Schuyler Rimmer	SKY-ler
Devin Robinson	DEV-in

CHARTING THE GATORS

ALL-TIME AT FLORIDA

Assists (Career)

1.	Erving Walker	2008-12	547
2.	Ronnie Montgomery	1984-88	503
3.	Kasey Hill	2013-present	502
4.	Eddie Shannon	1995-99	493
5.	Nick Calathes	2007-09	452

Free Throw Percentage (Career)

Min. 140 attempts

1.	Anthony Roberson	2002-05	.864
2.	Taurean Green	2004-07	.856
3.	KeVaughn Allen	2015-present	.855
4.	Michael Frazier II	2012-15	.854
5.	Joe Hobbs	1955-59	.843

Steals (Career)

1.	Eddie Shannon	1995-99	204
2.	Brett Nelson	1999-2003	198
	Dan Cross	1991-95	198
4.	Dwayne Davis	1987-91	178
5.	Corey Brewer	2004-07	176
6.	Kasey Hill	2013-present	171
7.	Scottie Wilbekin	2010-14	167

Free Throw Percentage (Season)

Minimum 50 attempts

1.	Anthony Roberson	2004-05	.900
2.	Canyon Barry	2016-17	.899
3.	Kenyan Weaks	1999-2000	.898
4.	Bruno Caldwell	1974-75	.887
5.	Taurean Green	2005-06	.886

NEARING TOP 10

Player	Category	Has	Top 10
Kasey Hill	Assists (Season)	133	156
Kasey Hill	Steals (Season)	49	57

1,000-POINT CLUB WATCH

Player	Has	Needs
Kasey Hill	991	9

ALL-TIME UF SCORING LIST

50.	Vernon Maxwell	1984-88	1,046
51.	Brooks Henderson	1962-65	1,001

UF SINCE 1996-97

Games with 8/1 or better Assist/Turnover Ratio (career)

1.	Chris Chiozza	2014-present	6
2.	Eddie Shannon	1995-99	5
3.	Kasey Hill	2013-present	4
4.	Nick Calathes	2007-09	3
5.	Taurean Green	2004-07	2
	Justin Hamilton	1999-2003	2

20-point games off the bench (Season)

1.	Canyon Barry	2016-17	4
2.	Anthony Roberson	2002-03	3
3.	Matt Bonner	2000-01	2
	Kenyan Weaks	1996-97	2

20-point games off the bench (Career)

1.	Canyon Barry	2016-17	4
	Anthony Roberson	2002-05	4
	Kenyan Weaks	1996-2000	4
4.	Chandler Parsons	2007-11	2
	Matt Bonner	1999-2003	2
	Brett Nelson	1999-2003	2

Points off the bench (Game)

1.	Joakim Noah	3/1/06 vs. Georgia	37
2.	Canyon Barry	2/14/17 at Auburn	30
3.	Canyon Barry	1/14/17 vs. Georgia	27
4.	Anthony Roberson	1/11/03 vs. Georgia	23
	Brett Nelson	1/26/02 at Arkansas	23

ODDS & ENDS

INDIVIDUAL LEADERS & SEC RANKINGS

Category	Player	Stat	Rank
Scoring	Barry	13.4	20
Rebounds	Egbunu	6.6	10
FG Pct.	Hayes	.636	*
3-Pt. FG Pct.	Allen	.391	t4
3-Pt. FG Made	Allen	2.1	5
FT Pct.	Barry	.899	1 (t17)
Assists	Hill	5.1	2
	Chiozza	3.8	9
Steals	Hill	1.9	4
	Chiozza	1.5	9
Blocked Shots	Egbunu	1.6	t7
	Hayes	1.5	10
A/T/O Ratio	Chiozza	2.8	2
Minutes	Hill	28.7	-

**not qualified for rankings; -outside SEC rankings; (national rank)*

GATORS' LAST GAME

- Florida set a school scoring record for SEC play in a 114-95 win at Auburn, led by Canyon Barry's 30 points off the bench to lead seven Gators in double figures.
- KeVaughn Allen had 17 points, also joined in double figures by Chris Chiozza (11), Kasey Hill (11), John Egbunu (10) and Justin Leon (10).
- The Gators shot 37-for-42 from the free throw line, the most free throws made by the Gators since hitting 40 against Morehead State on 12/22/98.
- Kasey Hill dished a career-high 12 assists and reached 500 career assists in the game, becoming the third Gator to ever reach the milestone.
- Auburn started the game 5-for-6 from 3-point range and led by eight early on, but went just 1-for-15 from long range after that.
- Anfernee McLemore led the Tigers with 19 points off the bench.

2016-17 INDIVIDUAL HONORS

KeVaughn Allen

Preseason All-SEC (2nd team media & coaches)
AdvoCare Invitational All-Tournament Team
SEC Player of the Week (Jan. 9)

Canyon Barry

CoSIDA Academic All-District (District IV)

Chris Chiozza

SEC Player of the Week (Feb. 6)

John Egbunu

Preseason All-SEC (2nd team coaches)

TOP 10 WINS

- Florida's 88-66 win vs. 8th-ranked Kentucky was the team's second vs. a top-10 team under Mike White (vs. #9 WVU last season).
- The win vs. UK was the Gators' largest margin of victory in series history and was also the largest loss UK has suffered while ranked in the top 10 in 25 years.
- The Gators enjoyed a +25 rebounding margin in the win vs. UK, seven better than any previous game during Calipari's tenure.

STANDINGS & RESULTS

2016-17 SEC STANDINGS

	SEC	Overall
FLORIDA	11-2 .846	21-5 .808
Kentucky	11-2 .846	21-5 .808
South Carolina	10-3 .769	20-6 .769
Alabama	8-5 .615	15-10 .600
Arkansas	8-5 .615	19-7 .731
Ole Miss	7-6 .539	16-10 .615
Georgia	6-7 .462	15-11 .577
Tennessee	6-7 .462	14-12 .539
Texas A&M	5-7 .417	13-11 .542
Vanderbilt	5-7 .417	12-13 .480
Auburn	5-8 .385	16-10 .615
Mississippi State	5-8 .385	14-11 .560
Missouri	2-11 .154	7-18 .280
LSU	1-12 .077	9-16 .360

AP TOP 25

- *Gonzaga (60)
- Villanova (5)
- Kansas
- Baylor
- Arizona
- UCLA
- Oregon
- Louisville
- West Virginia
- North Carolina
- Wisconsin
- *Duke
- *Kentucky
- Virginia
- FLORIDA**
- Purdue
- *Florida State
- Cincinnati
- SMU
- Creighton
- *South Carolina
- Saint Mary's
- Maryland
- Butler
- Notre Dame

COACHES TOP 25

- *Gonzaga (29)
- Villanova (3)
- Kansas
- Baylor
- UCLA
- Arizona
- Louisville
- Oregon
- North Carolina
- Wisconsin
- *Kentucky
- West Virginia
- FLORIDA**
- *Duke
- Virginia
- Purdue
- Cincinnati
- *Florida State
- *South Carolina
- Notre Dame
- Saint Mary's
- Creighton
- SMU
- Maryland
- Butler

**2016-17 Florida Opponent*

FLORIDA IN THE POLLS & RATINGS

Date	AP	Coaches	RPI	KenPom	Sagarin	KPI	BPI
Preseason	RV	RV	*	17	*	*	*
Nov. 14	RV	RV	*	13	14	*	*
Nov. 21	RV	RV	*	14	17	*	*
Nov. 28	24	RV	*	11	13	*	*
Dec. 5	21	21	6	12	15	*	*
Dec. 12	RV	RV	5	15	18	*	*
Dec. 19	RV	RV	4	14	14	19	*
Dec. 26	25	RV	5	14	15	18	*
Jan. 2	24	24	2	13	14	7	*
Jan. 9	23	23	3	14	15	9	*
Jan. 16	19	21	3	13	14	8	*
Jan. 23	25	25	11	16	20	13	12
Jan. 30	24	23	9	10	13	12	9
Feb. 6	17	17	12	7	9	13	5
Feb. 13	15		10	6	9	13	6

**Initial rankings not yet released.*

HISTORIC ACHIEVEMENTS

KASEY HILL

- The four-year senior is amassing numbers that put him in rare company both at Florida and in the SEC.
- If Hill cracks the top five on UF's all-time steals list (and he is just five steals away), he would join Eddie Shannon as the only Gators to reach the top five in both steals and assists.
- He is looking to become the sixth player in SEC history with 1,000 points, 500 assists and 175 steals.

Player	School	Years	P	A	S
Lee Mayberry	Arkansas	1989-92	1,940	729	291
Melvin Watson	S. Carolina	1995-98	1,424	543	194
Kareem Reid	Arkansas	1996-99	1,475	749	207
C.J. Watson	Tennessee	2002-06	1,424	577	198
Alex Caruso	Texas A&M	2012-16	1,090	649	276
Kasey Hill	Florida	2013-pres.	991	502	170

CHRIS CHIOZZA

- Chiozza's triple-double was just UF's fourth since the 1996-97 season, following two by Nick Calathes and one from Corey Brewer.
- What made Chiozza's 12-point, 12-rebound, 10-assist outing unique was that he did it coming off the bench. He is only the seventh player nationally since 1996-97 to achieve the feat.

Player	School	Date	Opp.	P/R/A
Bernard King	Texas A&M	1/9/02	Texas Tech	20/10/10
Ryan Iversen	Delaware	12/1/02	Long Island	12/17/13
Javier Mendiburu	Wisc.-GB	2/28/04	Wright St.	17/12/11
Thomas Juillerat	Cal.-Davis	1/28/06	CS Fullerton	12/12/10
Dereke Tipler	Arkansas St.	2/1/06	Troy	14/10/13
Chris Lowe	UMass	3/5/08	La Salle	14/10/14
Chris Chiozza	Florida	2/2/17	Missouri	12/12/10

CANYON BARRY

- Barry set a Florida record with 42 straight made free throws, spanning over a month without a miss.

1.	Canyon Barry	2016-17	42
2.	Taurean Green	2005-06	37
3.	Michael Frazier II	2014-15	33
	Kenyan Weaks	1999-2000	33
5.	Dan Cross	1994-95	31

ERIC HESTER

- Eric Hester's five 3-pointers without a miss were the most since Walter Hodge (5, 12/20/06 vs. Stetson), the most by a freshman since Matt Walsh (7, 12/28/02 vs. Bethune-Cookman) and the most in a regular season SEC game since Greg Stolt (5, 1/14/98 at Arkansas). It was the first by a freshman in an SEC game in research back to 1996-97.

MULTIPLE 100-POINT SEC GAMES

- The 114-95 win at Auburn set a UF scoring record for SEC play, besting the previous record of 107 set in a double-overtime win vs. Mississippi State on 2/3/75 (107-104).
- Florida has scored 100+ points in multiple SEC games for the third time ever.
- However, this is the first time UF has done so twice in regulation and also the first time doing it twice on the road.

2017

Jan. 25	at LSU	W	106-71
Feb. 14	at Auburn	W	114-95

2002

Jan. 9	at Tennessee	W/OT	104-100
Jan. 16	LSU	W	102-70

1975

Feb. 1	Vanderbilt	W	101-90
Feb. 3	at Mississippi State	W/OT	107-104

THREE STRAIGHT 30-POINT WINS

- For the third time in Gator history, Florida posted three straight wins by 30+ points. However, both previous times were three home games against mid- and low-major opponents, while this time featured three power conference opponents with two on the road.
- Added with the Gators' 91-60 win at North Florida earlier this season, the Gators have three road wins by 30+ this season, the team's most ever. UF had seven 30-point road wins in program history before this season (two in 1965-66 & 2012-13).

2017

Jan. 25	at LSU	W	106-71
Jan. 28	at Oklahoma	W	84-52
Feb. 2	Missouri	W	93-54

2006

Nov. 18	Chattanooga	W	93-44
Nov. 21	Prairie View	W	94-33
Nov. 24	Western Kentucky	W	101-68

2004

Dec. 19	Georgia Southern	W	100-68
Dec. 22	Eastern Kentucky	W	98-49
Dec. 29	Sam Houston State	W	83-51

FROM THE OPPONENT'S PERSPECTIVE

- The 114-95 win at Auburn marked the most points scored by an opponent at Auburn Arena and the most allowed by the Tigers since a 117-105 loss to Arkansas on 1/15/94. It matches the fifth-highest scoring output ever vs. Auburn.
- The Gators' 32-point win at Oklahoma marked OU's largest home loss since a 44-point loss to Missouri during the 1921-22 season.
- Florida's 106 points at LSU marked the most the Tigers had allowed since a 129-97 loss to Kentucky on 1/16/96.
- Kentucky's 22-point loss to Florida was the Wildcats' largest defeat in 25 years while ranked in the top 10. It was UK's largest loss ever to the Gators.

GATORS' RECORD-BREAKING NIGHT AT LSU

- The Gators hit a school-record 19 3-pointers, including a streak of 10 consecutive made 3-point attempts.
- Florida scored their most first-half points (58) vs. any SEC opponent in research dating back to 1996-97 – the highest total under Billy Donovan was 56 at Vanderbilt, 1/25/09.

HISTORIC ROAD SWING

- UF's 35-point win at LSU and 32-point victory at Oklahoma were the first back-to-back 30-point road wins in Florida history.
- First back-to-back 30-point wins since 1/26/13 at Miss. State (82-47) and 1/30/13 vs. South Carolina (75-36).
- Three road wins by 30+ points this season (UNF, LSU, OU) are the most ever in a season by the Gators.
- Third time UF has ever won back-to-back games vs. major conference opponents by 30+. In addition to the MSU/SC wins in 2012-13 mentioned above: 1/12/66 vs. Miami (111-66) & 1/15/66 vs. Ole Miss (79-49).

HEAD COACH MIKE WHITE

YEAR-BY-YEAR COACHING RECORD

Year	School	Overall	League	Postseason
2011-12	Louisiana Tech	18-16 .529	6-8 .429	
2012-13	Louisiana Tech	27-7 .794	16-2 .889	NIT 2nd Round (1-1)
2013-14	Louisiana Tech	29-8 .784	13-3 .813	NIT Quarterfinals (2-1)
2014-15	Louisiana Tech	27-9 .750	15-3 .833	NIT Quarterfinals (2-1)
2015-16	Florida	21-15 .583	9-9 .500	NIT Quarterfinals (2-1)
2016-17	Florida	21-5 .808	11-2 .846	
Overall	5th Year	143-60 .704	70-27 .722	4 postseasons (7-4)
At UF	1st Year	42-20 .677	20-11 .645	1 postseason (2-1)

WHITE'S WIN-LOSS BREAKDOWN

	2016-17	Florida	Overall
Overall	21-5	42-20	143-60
Home	7-1	19-5	75-10
Away	7-2	13-11	47-40
Neutral	7-2	10-4	21-10
vs. Conference	11-2	20-11	70-27
vs. Conference Home	6-1	12-4	41-8
vs. Conference Away	5-1	8-7	29-19
vs. Non-Conference (Reg. Season)	10-3	19-7	60-24
vs. Non-Conference Home	1-0	7-1	32-2
vs. Non-Conference Away	2-1	3-3	13-17
vs. Non-Conference Neutral	7-2	9-3	15-5
Postseason Play	0-0	3-2	13-9
Conference Tournament	0-0	1-1	6-5
NCAA Tournament	0-0	0-0	0-0
NIT	0-0	2-1	7-4
vs. AP Top 25	1-3	2-10	2-11
vs. AP Top 15	1-2	2-4	2-5
vs. AP Top 10	1-1	2-2	2-3
vs. AP Top 5	0-1	0-2	0-2
vs. AP No. 1	0-0	0-1	0-1
Overtime	1-0	1-1	4-4
November	6-1	11-2	30-9
December	4-2	7-5	27-15
January	6-2	12-5	36-12
February	5-0	8-5	31-11
March	0-0	4-3	19-13
April	0-0	0-0	0-0
Sunday	2-1	3-2	9-5
Monday	1-0	2-0	9-2
Tuesday	4-1	10-7	18-9
Wednesday	2-1	4-3	13-9
Thursday	5-0	6-0	35-9
Friday	1-1	3-2	10-5
Saturday	6-1	14-6	49-21
Scoring 49 or fewer	0-0	0-0	0-1
Scoring 50-59	0-1	2-5	10-13
Scoring 60-69	1-1	3-6	20-25
Scoring 70-79	6-3	13-8	51-16
Scoring 80-89	9-0	16-0	40-4
Scoring 90-99	3-0	5-1	14-1
Scoring 100+	2-0	3-0	8-0
Allowing 49 or fewer	1-0	2-0	17-0
Allowing 50-59	5-1	9-2	34-2
Allowing 60-69	8-1	17-4	49-10
Allowing 70-79	6-1	12-5	36-26
Allowing 80-89	0-2	1-8	4-19
Allowing 90-99	1-0	1-1	3-3
Allowing 100+	0-0	0-0	0-0

The University of Florida hired Mike White as head men's basketball coach, on Thursday, May 7, 2015.



In his first season at the helm, White guided Florida to a 21-15 record, one of three active SEC coaches to post a 20-win season in their first year on the job. It also matched a Florida record for most wins by a first-year head coach.

Under White, the Gators returned to the postseason, advancing to the quarterfinals of the NIT before falling to eventual tournament winner George Washington.

The Gators entered the second year under White's leadership with a unique challenge in front of them, playing the first 11 games of the season away from home as the renovation of Exactech Arena at the Stephen C. O'Connell Center finishes. Florida has a total of just 10 home games this season.

White, the 2014-15 Conference USA Coach of the Year, came to the Gators after leading Louisiana Tech to a 101-40 record (.716) over his last four seasons, including three straight conference championships. Born in Dunedin, Fla., White brought a wealth of SEC experience to the Gators, as a four-year starter at Ole Miss and later an assistant coach for seven seasons under two different head coaches on the Rebels' bench.

QUOTABLE GATORS

Keith Stone on his breakout performance against Miami:

"I got confidence from my teammates telling me to shoot, and they gave me confidence. Even though I had a bad start they kept telling me 'keep going, you're doing well,' and we just came together as a family."

Devin Robinson on the team's mentality:

"Defense translates to our offense. That's what we try to hang our hats on."

Kasey Hill on getting everyone involved:

"Every day, Coach preaches that we need to get everybody else involved. We have a lot of great shooters, and I don't need to go out and hunt for shots. I think me going out and facilitating is better for the team, and the team will win more games if I do that instead of trying to go get mine."

Justin Leon on the defense:

"When we're able to click and play hard, I think we're a hard team to score on. We're doing a lot of defensive stuff every day, and it's good to see it transition to the game."

Canyon Barry on the closeness of the team:

"Whenever you play basketball, you want to have an impact on the game in some way. I'm blessed to be able to play with these great guys, and I feel like we're a family."

SIGNEES

- Florida has a top-10 recruiting class for 2017, according to ESPN. The Gators will also add the services of Virginia Tech transfer Jalen Hudson, who is sitting out this season.
- **DeAundrea Ballard:** Guard, Southwest Atlanta Christian Academy, Atlanta, Ga.; The 6-foot-6 Ballard is rated a four-star prospect by ESPN and 247Sports and is a member of the ESPN 100 (64th).
- **Chase Johnson:** Forward, Huntington Prep, Ripley, W.V.; The 6-foot-8 Johnson rates a four-star recruit via ESPN and is a member of the ESPN 100 (98th).
- **Isaiah Stokes:** Forward/Center, IMG Academy, Memphis, Tenn.; Ranked 59th in the ESPN 100 and a four-star prospect, the 6-foot-8 Stokes is the brother of two-time All-SEC performer Jarnell Stokes.

THE LAST TIME...

INDIVIDUAL PERFORMANCES

20 Points: 30, Canyon Barry, at Auburn, 2/14/17
25 Points: 30, Canyon Barry, at Auburn, 2/14/17
30 Points: 30, Canyon Barry, at Auburn, 2/14/17
35 Points: 37, Michael Frazier II, at South Carolina, 3/4/14
40 Points: 40, Eugene McDowell, vs. Biscayne, 12/21/82
50 Points: 54, Tony Miller, vs. Chicago State, 2/29/72

10 Rebounds: 10, John Egbunu, vs. Texas A&M, 2/11/17
12 Rebounds: 12, Chris Chiozza, vs. Missouri, 2/2/17
15 Rebounds: 15, Dorian Finney-Smith, at Arkansas, 1/11/14
20 Rebounds: 20, Andrew DeClercq, vs. Kentucky, 1/18/94
25 Rebounds: 25, Neal Walk, vs. Georgia, 3/1/69
30 Rebounds: 31, Neal Walk, vs. Alabama, 1/27/68

10 Assists: 12, Kasey Hill, at Auburn, 2/14/17
12 Assists: 12, Kasey Hill, at Auburn, 2/14/17
15 Assists: 17, Jason Williams, vs. Duquesne, 12/3/97

Made 8 Field Goals: 8-for-17, Canyon Barry, at Auburn, 2/14/17
Made 10 Field Goals: 10-for-19, KeVaughn Allen, vs. Vanderbilt, 1/21/17
Made 12 Field Goals: 12-for-15, John Egbunu, vs. Kentucky, 3/1/16

Attempted 15 Field Goals: 8-for-17, Canyon Barry, at Auburn, 2/14/17
Attempted 20 Field Goals: 12-for-21, Michael Frazier II, at South Carolina, 3/4/14
Attempted 25 Field Goals: 9-for-26, Anthony Roberson, vs. Tennessee, 1/19/05

Made 5 3-Pointers: Devin Robinson (5-for-8) and Eric Hester (5-for-5), at LSU, 1/25/17
Made 6 3-Pointers: 6-for-7, KeVaughn Allen, at Ole Miss, 1/16/16
Made 7+ 3-Pointers: 11-for-18, Michael Frazier II, at South Carolina, 3/4/14
Shot 100% from 3 with 5+ makes: 5-for-5, Eric Hester, at LSU, 1/25/17

Attempted 10 3-Pointers: 5-for-13, KeVaughn Allen, vs. Vanderbilt, 1/21/17
Attempted 12 3-Pointers: 5-for-13, KeVaughn Allen, vs. Vanderbilt, 1/21/17
Attempted 15 3-Pointers: 11-for-18, Michael Frazier II, at South Carolina, 3/4/14

Made 10 Free Throws: 11-for-12, Canyon Barry, at Auburn, 2/14/17
Made 12 Free Throws: 13-for-16, Scottie Wilbekin, vs. Missouri, 2/4/14
Made 15 Free Throws: 19-for-22, Joakim Noah, vs. Georgia, 3/1/06

Attempted 10 Free Throws: 11-for-12, Canyon Barry; 9-for-10, KeVaughn Allen; at Auburn, 2/14/17
Attempted 15 Free Throws: 8-for-16, Kasey Hill, vs. Georgia, 1/2/16
Attempted 20 Free Throws: 19-for-22, Joakim Noah, vs. Georgia, 3/1/06

4 Blocks: 4, Kevarrius Hayes, at Georgia, 2/7/17
5 Blocks: 5, Kevarrius Hayes, vs. FGCU (at Jacksonville), 11/11/16
6 Blocks: 6, Patric Young, vs. Savannah St., 11/20/12
7 Blocks: 7, Al Horford, vs. Ole Miss, 2/16/05

5 Steals: 5, Kasey Hill, at Alabama, 1/10/17
6 Steals: 6, Kasey Hill, vs. Ole Miss, 1/3/17
7 Steals: 7, Dan Werner, vs. Georgia, 2/9/08

4-Point Play: Canyon Barry, vs. Georgia, 1/14/17
2-4-Point Plays: Canyon Barry, vs. Georgia, 1/14/17

Double-Double: Kasey Hill, at Auburn, 2/14/17, 11 points/12 assists
Double-Double with Points/Assists: Kasey Hill, at Auburn, 2/14/17, 11 points/12 assists
Triple-Double: Chris Chiozza, vs. Missouri, 2/2/17, 12 points/12 rebounds/10 assists
2 Straight Double-Doubles: John Egbunu, vs. Ole Miss, 2/9/16, 14p/10r; vs. Alabama, 2/13/16, 10p/11r
3 Straight Double-Doubles: Dorian Finney-Smith, at Texas A&M, 1/12/16, 17p/12r; at Ole Miss, 1/16/16, 17p/10r; vs. Mississippi State, 1/19/16, 20p/13r
4 Straight Double-Doubles: David Lee, vs. Vanderbilt, 2/23/05, 13p/14r; at South Carolina, 2/27/05, 13p/14r; at Georgia, 3/2/05, 17p/13r; vs. Kentucky, 3/6/05, 11p/10r
5+ Points, Rebounds, Assists, Steals: Kasey Hill, vs. Ole Miss, 1/3/17, 8p/5r/5a/6s

20 Points & 10 assists: Erving Walker, vs. Georgia, 1/27/10, 21 points/10 assists
20 Points & 10 Rebounds: Dorian Finney-Smith, vs. Mississippi State, 1/19/16, 20 points/13 rebounds
20 Points & 15 Rebounds: Dorian Finney-Smith, at Arkansas, 1/11/14, 22 points/15 rebounds
25 Points & 10 Rebounds: Erik Murphy, vs. LSU (SEC Tournament), 3/15/13, 27 points/12 rebounds
25 Points & 15 Rebounds: Greg Stolt, vs. USF, 12/10/96, 33 points/15 rebounds
30 Points & 10 Rebounds: Joakim Noah, vs. Georgia, 3/1/06, 37 points/11 rebounds
30 Points & 15 Rebounds: Greg Stolt, vs. USF, 12/10/96, 33 points/15 rebounds

TEAM PERFORMANCES

85 Points: 114, at Auburn, 2/14/17
90 Points: 114, at Auburn, 2/14/17
95 Points: 114, at Auburn, 2/14/17
100 Points: 114, at Auburn, 2/14/17
105 Points: 114, at Auburn, 2/14/17
110 Points: 114, at Auburn, 2/14/17
120 Points: 125, vs. FAMU, 12/10/00
130 Points: 131, vs. New Hampshire, 11/29/99

50 Rebounds: 54, vs. Kentucky, 2/4/17
55 Rebounds: 56, vs. Missouri, 2/2/17
60 Rebounds: 62, NCAA Tournament vs. Jackson State, 3/16/07

20 Offensive Rebounds: 20, vs. Mercer (at Jacksonville), 11/13/16
25 Offensive Rebounds: 27, vs. Bethune-Cookman, 12/11/99

Made 35 Field Goals: 36-for-64, at LSU, 1/25/17
Made 40 Field Goals: 42-for-73, vs. North Carolina A&T, 11/18/10
Made 45 Field Goals: 46-for-81, vs. New Hampshire, 11/29/99

Attempted 65 Field Goals: 30-for-66, vs. Missouri, 2/2/17
Attempted 70 Field Goals: 23-for-70, at Vanderbilt, 1/26/16
Attempted 75 Field Goals: 39-for-76, vs. Jackson State, 11/11/11
Attempted 80 Field Goals: 39-for-83, vs. FAU, 11/27/00

Made 10 3-Pointers: 11-for-19, 114, at Auburn, 2/14/17
Made 12 3-Pointers: 19-for-33, at LSU, 1/25/17
Made 15 3-Pointers: 19-for-33, at LSU, 1/25/17
Made 18 3-Pointers: 19-for-33, at LSU, 1/25/17

Attempted 25 3-Pointers: 8-for-27, vs. Texas A&M, 2/11/17
Attempted 30 3-Pointers: 19-for-33, at LSU, 1/25/17
Attempted 35 3-Pointers: 14-for-35, vs. Stetson, 11/28/11

Made 25 Free Throws: 37-for-42, at Auburn, 2/14/17
Made 30 Free Throws: 37-for-42, at Auburn, 2/14/17
Made 35 Free Throws: 37-for-42, at Auburn, 2/14/17
Made 40 Free Throws: 40-for-50, vs. Morehead State, 12/22/98

Attempted 35 Free Throws: 37-for-42, at Auburn, 2/14/17
Attempted 40 Free Throws: 37-for-42, at Auburn, 2/14/17
Attempted 45 Free Throws: 33-for-45, vs. Florida State, 11/25/05
Attempted 50 Free Throws: 40-for-50, vs. Morehead State, 12/22/98

20 Assists: 24, at LSU, 1/25/17
25 Assists: 25, at Auburn, 2/16/13
30 Assists: 32, vs. Northeastern, 12/22/03

10 Steals: 10, vs. Texas A&M, 2/11/17
15 Steals: 17, vs. Wake Forest (at Sunrise), 12/20/14
20 Steals: 22, vs. VMI, 12/28/99
25 Steals: 25, vs. Morehead State, 12/22/98

Forced 20 Turnovers: 20, vs. Texas A&M, 2/11/17
Forced 25 Turnovers: 25, vs. Toledo, 11/14/08
Forced 30 Turnovers: 30, vs. Georgia, 2/5/00
Forced 35 Turnovers: 35, vs. Florida A&M, 12/4/99

8 Blocks: 8, vs. Duke (at New York), 12/6/16
9-11 Blocks: 11, vs. Miami (at Orlando), 11/27/16
12 Blocks: 12, vs. FAMU, 12/17/06

Had 5/6/7 Players with 10 Points: 7 players, at Auburn, 2/14/17; Canyon Barry (30), KeVaughn Allen (17), Devin Robinson (14), Chris Chiozza (11), Kasey Hill (11), John Egbunu (10), Justin Leon (10)

Had 8 Players with 10 Points: 8 players, vs. North Carolina A&T, 11/18/10; Kenny Boynton (16), Chandler Parsons (16), Casey Prather (12), Erik Murphy (11), Erving Walker (11), Scottie Wilbekin (11), Patric Young (11), Vernon Macklin (10)

Had 2 Players with 20 Points: vs. Seton Hall (at Orlando), 11/24/16; KeVaughn Allen (21), Canyon Barry (20)

Had 3 Players with 20 Points: at Arkansas, 2/18/12; Erving Walker (31), Kenny Boynton (25), Bradley Beal (21)

Had 2 Players with 25 Points: at Arkansas, 2/18/12; Erving Walker (31), Kenny Boynton (25)

Had 2 Players with 30 Points: vs. Georgia, 3/3/62; Cliff Luyk (36), Tom Barbee (32)

Had 6 Players Make a 3-Pointer: 6, vs. Kentucky, 2/4/17

Had 7 Players Make a 3-Pointer: 7, vs. Little Rock, 12/21/16

Had 8 Players Make a 3-Pointer: 8, vs. North Carolina A&T, 11/16/15

Had 9 Players Make a 3-Pointer: 9, vs. Chattanooga, 11/18/06 (tied for NCAA record)

Had 2 Players with 10 Rebounds: vs. Missouri, 2/2/17; Chris Chiozza (12), Devin Robinson (11)

Had 3 Players with 10 Rebounds: vs. Richmond, 12/1/15; John Egbunu (14), Dorian Finney-Smith (13), Devin Robinson (13)

Had 2 Players with a Double-Double: vs. Richmond, 12/1/15; John Egbunu (17 points, 14 rebounds), Devin Robinson (12 points, 13 rebounds)

Had 3 Players with a Double-Double: vs. Jacksonville, 12/18/05; Corey Brewer (15 points, 13 assists & 10 rebounds), Joakim Noah (21 points, 10 rebounds), Al Horford (20 points, 11 rebounds)


Had 2+ Players Foul Out: 3, vs. Seton Hall (at Orlando), 11/24/16; Chris Chiozza, Kasey Hill, Devin Robinson

Overcame a 10-Point Deficit: 1/19/15, vs. Mississippi State; Triled 56-45 at 16:06 in 2nd half & won 81-78
Lost a 10-Point Lead: 11/26/16, vs. Gonzaga (at Orlando); Led 29-18 at 4:22 in 1st half, lost 77-72

Made a Game-Winner: 2/18/15, vs. Vanderbilt, Devin Robinson dunk with 2.1 seconds left to put UF ahead, 48-47 (Chiozza FTs sealed 50-47 win)

Made a Buzzer-Beater: 1/23/10, vs. South Carolina, Chandler Parsons 3-Pointer at the buzzer to win, 56-55
Lost on a Game-Winner: 12/29/15, vs. Florida State, Dwayne Bacon jumper with :04 left to defeat UF, 73-71

2016-17 FLORIDA GATORS



#0 KASEY HILL
G | Sr. | 6-1 | 175 | Umatilla, Fla.



#1 DEVIN ROBINSON
F | Jr. | 6-8 | 200 | Chesterfield, Va.



#2 ERIC HESTER
G | Fr. | 6-3 | 167 | Clearwater, Fla.



#3 JALEN HUDSON
G | Jr. | 6-6 | 190 | Richmond, Va.



#5 KEVAUGHN ALLEN
G | So. | 6-2 | 183 | Little Rock, Ark.




#11 CHRIS CHIOZZA
G | Jr. | 6-0 | 176 | Memphis, Tenn.



#12 GORJOK GAK
F/C | Fr. | 6-11 | 231 | Sydney, Australia



#13 KEVARRIUS HAYES
F/C | So. | 6-9 | 218 | Live Oak, Fla.



#15 JOHN EGBUNU
C | Jr. | 6-11 | 255 | Bauchi, Nigeria



#21 DONTAY BASSETT
F | Fr. | 6-9 | 222 | Oakland, Calif.



#23 JUSTIN LEON
F | Sr. | 6-8 | 206 | Conway, Ark.



#24 CANYON BARRY
G | Gr. | 6-6 | 215 | Colorado Springs, Colo.



#25 KEITH STONE
F | Fr. | 6-8 | 240 | Deerfield Beach, Fla.



#32 SCHUYLER RIMMER
C | Sr. | 6-10 | 249 | Orlando, Fla.



MIKE WHITE
Head Coach



DUSTY MAY
Assistant Coach



JORDAN MINCY
Assistant Coach



DARRIS NICHOLS
Assistant Coach

MEDIA INFORMATION

The University of Florida appreciates the media coverage from all local, regional and national outlets. The Communications Office believes in developing mutually beneficial relationships with the media and we emphasize a positive and professional working environment with all entities. The ultimate goal of the Communications Office is to provide accurate and timely information about our athletic teams and to ensure that we assist the media to the best of our abilities while they cover our program.

GAME COVERAGE

CREDENTIALS: Requests for credentials will be taken online and reviewed by Denver Parler. To access the credential request form, please visit www.sportssystem.com/florida. Once you have submitted your credential request, you will receive an automated email from the Communications Department acknowledging your request was received and is being reviewed. Once a decision on your request is made, you will receive an email with further information. Requests must be made by the day prior to a game (noon for afternoon games or 4:30 p.m. for evening games).

CREDENTIAL PICK-UP: Credentials will be mailed up until 10 days prior to the event or held at the Press Will Call window at Gate One of the O'Connell Center, which opens for pick-up 90 minutes prior to each game. Credentials can be overnighted at the expense of the media organization within 10 days of the event (by request).

PARKING: A limited number of parking spaces exist and can be requested online with your credential application. Please note that if you request to pick up your credentials at Press Will Call, we will be unable to provide a parking pass as you will have to park before visiting Press Will Call. Free parking is available in the deck next to the O'Connell Center and is generally still available 75-90 minutes before the game.

MEDIA ROOM/INTERVIEW AREA: Located between Gates 1 & 4 in the Martial Arts room near the loading dock, the media room includes work space, necessary electrical outlets, a television and wireless internet. A pre-game meal, snacks and soft drinks are also available in the media room. The pre-game meal begins 1:15 before tip. Post-game coach and player press conferences are also conducted in this area.

FLORIDA LOCKER ROOM: The Gator locker room is closed to the media with the exception of the SEC and NCAA Tournaments. Coach White and selected players will be available to the media following games in the media room/interview area. At Florida home games, players are available first while Coach White will follow with a post-game press conference in the Martial Arts/Media Room. If the visiting team chooses to utilize the media room, they will do so either directly before or after Florida players. Coach White will typically go last.

VISITOR LOCKER ROOM: Interview policies and procedures will be determined by visiting Sports Information Directors and coaches. Those procedures will be announced on game days.

GENERAL GAME DAY MEDIA SERVICES: Game program/scorecard, game notes, play-by-play, complete halftime and final statistics, coaches' & player quote sheets and post-game notes are all regular services on game days.

SEATING: Press seating is assigned, and all media members are asked to utilize their assigned seat. A limited number of front-row courtside press seats are available and will be provided to national publications, major daily newspapers and/or those who cover Florida basketball regularly. Additional seating will be at the front row table in the baseline bleachers near Gate 2 and in the second row courtside behind the press table. Photographers are restricted to two baseline locations closest to the team benches.

TENTATIVE MEDIA SCHEDULE: FEB. 13-19

Monday	Tuesday	Wednesday	Thursday	Friday	Saturday	Sunday
1:30 p.m. Coach White/ Player	7 p.m. Game at Auburn	No Availability	No Availability	1:30 p.m. Coach White/ Player	2 p.m. Game at Mississippi State	No Availability

2016-17 QUICK FACTS

University Facts

Location: Gainesville, Fla.
 Founded: 1853
 Enrollment: 53,744
 Conference: Southeastern (SEC)
 Nickname: Gators
 UF President: Dr. W. Kent Fuchs
 Athletic Director: Scott Stricklin
 Mascots: Albert and Alberta
 Colors: Orange (PMS 172) and Blue (PMS 287)
 Website: FloridaGators.com
 Facebook: facebook.com/GatorsMBK
 Twitter: @GatorsMBK, @MikeWhiteUF
 Instagram: @gatorsmbk

Coaching Staff Facts

Head Coach: Mike White (Ole Miss '00)
 UF Record: 2nd season/42-20
 Overall Record: 6th season/143-60
 Assistant Coaches: Dusty May (Indiana '00), Jordan Mincy (Kent State '09), Darris Nichols (West Virginia '08)
 Athletic Trainer: David "Duke" Werner
 Strength & Conditioning Coordinator: Preston Greene
 Director of Basketball Operations: Kyle Church
 Video Coordinator: Jonathan Blake
 Office Manager: Tracy Pfaff
 Staff Assistant: Mike Robuck
 Academic Counselor: Tom Williams

Program Facts

Arena: Exactech Arena at the Stephen C. O'Connell Center (10,151)
 Season: 98th
 Overall Record: 1,387-1,081
 SEC Record: 617-634
 NCAA Tournaments: 17 (1989, '94, '95, '99, 2000, '01, '02, '03, '04, '05, '06, '07, '10, '11, '12, '13, '14)
 Final Fours: 5 (1994, 2000, '06, '07, '14)
 National Championships: 2 (2006, '07)
 NIT Appearances: 10 (1969, '84, '85, '86, '92, '93, '98, 2008, '09, '16)
 SEC Tournament Championships: 4 (2005, '06, '07, '14)
 SEC Championships: 7 (1989, 2000, '01, '07, '11, '13, '14)
 All-Americans: 25
 All-SEC: 106
 SEC Academic Honor Roll: 113
 NBA Draftees: 35
 2015-16 Record: 21-15
 2015-16 Conference Record: 9-9 (t-8th)
 Lettermen Returning/Lost: 8/7
 Starters Returning/Lost: 4/1

Communications Contact

Denver Parler
 Email: denverp@gators.ufl.edu
 Office: 352-375-4683 ext. 6135
 Cell: 352-318-3493
 Main Comm. Office Phone: 352-375-4683, ext. 6100
 Fax: 352-375-4809

#5 KEVAUGHN ALLEN

SOPHOMORE | G | 6-2 | 183 | LITTLE ROCK, ARK. | NORTH LITTLE ROCK

Overview

- An explosive athlete with the ability to score in bunches from beyond the arc, as well.
- Named 2016 SEC All-Freshman, ranking second on the Gators in scoring both for the season (11.6) and in SEC action (12.3)
- Named SEC Freshman of the Week on Feb. 1 after his 19-point performance in helping Florida knock off ninth-ranked West Virginia.
- Exploded for a career-high 32 points in the loss to Florida State, marking the fifth-most points in a game by a Florida freshman all-time and the most since Matt Walsh had 33 vs. Miami (12/21/02).

2016-17 Highlights

- SEC Player of the Week on Jan. 9 after averaging 16.5 points in wins vs. Ole Miss and Tennessee.
- Went for 29 in the loss to Vanderbilt, the most by a Gator this season.
- Scored 16 of his 23 points vs. Tennessee in the second half, including a perfect 4-for-4 from 3-point range.
- Has a trio of 21-point outings, including the win vs. Seton Hall, against Duke in Madison Square Garden, and in the SEC-opening win at Arkansas, which was his first career game in his home state.
- Poured in 13 points in the first six minutes vs. Little Rock in the grand opening of Exactech Arena, including three of his five 3-pointers on the night.
- Set a career-best and led the team with five assists in the win vs. Mercer.



Season	gp-gs	min/avg	Total		3-Point		F-Throws		Rebounds				Scoring							
			fg-fga	pct	fg-fga	pct	ft-fga	pct	off	def	tot	avg	pf	fo	ast	to	blk	stl	pts	avg
2015-16	36-34	978/27.2	134-336	.399	51-162	.315	99-117	.846	18	79	97	2.7	56	0	57	35	5	41	418	11.6
2016-17	26-26	707/27.2	118-259	.456	54-138	.391	54-62	.871	8	55	63	2.4	40	0	36	35	6	33	344	13.2
TOTAL	62-60	1685/27.2	252-595	.424	105-300	.350	153-179	.855	26	134	160	2.6	96	0	93	70	11	74	762	12.3

Opponent	Date	gs	min	Total		3-Pointers		Free throws		Rebounds				pf	a	t/o	blk	stl	pts	avg	
				fg-fga	pct	3fg-fga	pct	ft-fga	pct	off	def	tot	avg								
vs FGCU	11/11/16	*	29	2-8	.250	0-3	.000	2-2	1.000	1	1	2	2.0	1	2	1	0	2	6	6.0	
vs Mercer	11/13/16	*	26	3-12	.250	2-8	.250	5-5	1.000	1	2	3	2.5	1	5	4	2	2	13	9.5	
vs St. Bonaventure	11/17/16	*	31	7-14	.500	2-3	.667	0-0	.000	0	3	3	2.7	2	1	2	1	2	16	11.7	
vs Belmont	11/21/16	*	26	4-9	.444	2-5	.400	4-4	1.000	0	1	1	2.3	0	0	2	0	2	14	12.3	
vs Seton Hall	11/24/16	*	35	7-14	.500	3-8	.375	4-4	1.000	0	6	6	3.0	1	1	2	1	1	21	14.0	
vs Gonzaga	11/25/16	*	27	7-17	.412	1-7	.143	0-0	.000	1	0	1	2.7	4	0	2	0	0	15	14.2	
vs Miami	11/27/16	*	24	4-11	.364	1-3	.333	0-0	.000	0	2	2	2.6	1	1	0	0	1	9	13.4	
at North Florida	12/1/16	*	24	2-2	1.000	0-0	.000	1-2	.500	0	2	2	2.5	1	1	0	0	3	5	12.4	
vs Duke	12/6/16	*	32	8-13	.615	3-5	.600	2-2	1.000	0	0	0	2.2	2	0	2	0	0	21	13.3	
at Florida State	12/11/16	*	20	6-13	.462	1-3	.333	3-5	.600	0	0	0	2.0	4	0	1	0	0	16	13.6	
vs Charlotte	12/17/16	*	23	3-10	.300	2-8	.250	0-0	.000	0	2	2	2.0	2	3	3	0	1	8	13.1	
LITTLE ROCK	12/21/16	*	26	7-10	.700	5-7	.714	0-0	.000	2	3	5	2.3	0	3	3	0	0	19	13.6	
at Arkansas	12/29/16	*	34	7-16	.438	5-9	.556	2-2	1.000	0	2	2	2.2	1	0	0	0	1	21	14.2	
OLE MISS	1/3/17	*	31	4-9	.444	4-7	.571	2-2	1.000	2	3	5	2.4	1	1	1	0	2	14	14.1	
TENNESSEE	1/7/17	*	33	8-13	.615	4-6	.667	3-5	.600	0	5	5	2.6	1	1	1	0	4	23	14.7	
at Alabama	1/10/17	*	25	2-7	.286	0-3	.000	2-2	1.000	0	1	1	2.5	2	2	2	1	1	6	14.2	
GEORGIA	1/14/17	*	33	3-8	.375	0-3	.000	3-3	1.000	0	1	1	2.4	3	2	2	0	1	9	13.9	
at South Carolina	1/18/17	*	18	0-3	.000	0-2	.000	1-2	.500	0	2	2	2.4	4	0	1	0	0	1	13.2	
VANDERBILT	1/21/17	*	36	10-19	.526	5-13	.385	4-4	1.000	0	1	1	2.3	1	0	0	0	1	29	14.0	
at LSU	1/25/17	*	24	4-7	.571	3-6	.500	0-1	.000	0	0	0	2.2	1	2	0	0	0	11	13.9	
at Oklahoma	1/28/17	*	30	3-8	.375	2-5	.400	0-0	.000	0	3	3	2.2	1	1	0	0	1	8	13.6	
MISSOURI	2/2/17	*	23	5-7	.714	3-5	.600	2-2	1.000	1	2	3	2.3	2	0	0	1	2	15	13.6	
KENTUCKY	2/4/17	*	26	4-12	.333	2-8	.250	2-2	1.000	0	4	4	2.3	0	3	1	0	2	12	13.6	
at Georgia	2/7/17	*	21	2-5	.400	1-4	.250	2-2	1.000	0	3	3	2.4	0	1	1	0	1	7	13.3	
TEXAS A&M	2/11/17	*	29	3-8	.375	1-5	.200	1-1	1.000	0	3	3	2.4	1	5	2	0	2	8	13.1	
at Auburn	2/14/17	*	21	3-4	.750	2-2	1.000	9-10	.900	0	3	3	2.4	3	1	2	0	1	17	13.2	
Totals			26	707	118-259	.456	54-138	.391	54-62	.871	8	55	63	2.4	40	36	35	6	33	344	13.2

Games played: 26
 Minutes/game: 27.2
 Points/game: 13.2
 FG Pct: 45.6
 3FG Pct: 39.1
 FT Pct: 87.1

Rebounds/game: 2.4
 Assists/game: 1.4
 Turnovers/game: 1.3
 Assist/turnover ratio: 1.0
 Steals/game: 1.3
 Blocks/game: 0.2

Allen Game Highs

Points	
2016-17	29, vs. Vanderbilt (1/21/17)
Career	32, vs. Florida State (12/29/15)
Rebounds	
2016-17	6, vs. Seton Hall (11/24/16)
Career	6, 2x, last vs. Seton Hall (11/24/16)
Field Goals	
2016-17	10, vs. Vanderbilt (1/21/17)
Career	10, 2x, last vs. Vandy (1/21/17)
Field Goal Attempts	
2016-17/Career	19, vs. Vanderbilt (1/21/17)
3-Point Field Goals	
2016-17	5, 3x, last vs. Vanderbilt (1/21/17)
Career	6, at Ole Miss (1/16/16)
3-Point FG Attempts	
2016-17/Career	13, vs. Vanderbilt (1/21/17)
Free Throws	
2016-17	9, at Auburn (2/14/17)
Career	9, 3x, last at Auburn (2/14/17)
Free Throw Attempts	
2016-17/Career	10, at Auburn (2/14/17)
Assists	
2016-17/Career	5, 2x, last vs. Texas A&M (2/11/17)
Steals	
2016-17/Career	4, vs. Tennessee (1/7/17)
Blocked Shots	
2016-17/Career	2, vs. Mercer (11/13/16)
Minutes Played	
2016-17/Career	36, vs. Vanderbilt (1/21/17)

Allen vs. Mississippi State

Opponent	Date	GS	Min	FG	FGA	Pct	3FG	FGA	Pct	FT	FTA	Pct	Off	Def	Tot	PF	FO	A	TO	Blk	Stl	Pts
MISSISSIPPI STATE	1/19/16	*	34	6	12	.500	3	7	.429	4	4	1.000	0	5	5	2	0	0	1	0	2	19

#24 CANYON BARRY

GRADUATE | G | 6-6 | 215 | COLORADO SPRINGS, COLO. | COLL. OF CHARLESTON

Overview

- Averaged 12.8 points in 70 appearances with College of Charleston
- Enrolled in graduate studies in nuclear engineering at UF
- Two-time Academic All-American, earning first-team honors in 2016 and second-team recognition in 2015.
- 2015 CAA Winter Sports Scholar-Athlete Award (Men's Basketball)
- Three-Time CAA All-Academic Team (2014, 2015 and 2016)
- Three-Time CAA Player of the Week selection
- 2014 CAA All-Rookie Team
- CAA Co-Rookie of the Week selection (Nov. 18, 2013)

2016-17 Highlights

- Set a Florida record with 42 straight free throws made
- Posted 27 points in the overtime win vs. Georgia and then went for 30 at Auburn, the highest single-game scoring outputs by an SEC player off the bench this season and most by a Gator since Joakim Noah had 37 vs. UGA in 2006.
- His 20 points vs. Seton Hall marked the first 20-point game by a Gator off the bench since Dorian Finney-Smith (vs. Tennessee, 2/28/15).
- Added another 20-point performance in UF's SEC home-opening win vs. Ole Miss.
- Scored 17 off the bench to spark Florida's offense in the win vs. Belmont, contributing eight points during a 16-0 second-half Gator run.



Season	gp-gs	min/avg	Total		3-Point		F-Throws		Rebounds					Scoring						
			fg-fga	pct	fg-fga	pct	ft-fga	pct	off	def	tot	avg	pf	fo	ast	to	blk	stl	pts	avg
2013-14*	24-12	573/23.9	71-210	.338	26-85	.306	56-76	.737	16	42	58	2.4	44	0	33	52	6	11	224	9.3
2014-15*	33-33	1147/34.8	146-385	.379	64-174	.368	57-79	.722	28	139	167	5.1	62	2	53	66	16	38	413	12.5
2015-16*	13-13	415/31.9	84-209	.402	28-84	.333	60-71	.845	6	38	44	3.4	20	0	17	31	7	10	256	19.7
2016-17	25-0	558/22.3	101-233	.433	35-100	.350	98-109	.899	27	53	80	3.2	29	0	15	22	9	16	335	13.4
TOTAL	25-0	558/22.3	101-233	.433	35-100	.350	98-109	.899	27	53	80	3.2	29	0	15	22	9	16	335	13.4
All*	95-58	2693/28.3	402-1037	.388	153-443	.345	271-335	.809	77	272	349	3.7	155	2	118	171	38	75	1228	12.9

Opponent	Date	gs	min	Total		3-Pointers		Free throws		Rebounds					Steals		Points				
				fg-fga	pct	3fg-fga	pct	ft-fga	pct	off	def	tot	avg	pf	a	t/o	blk	stl	pts	avg	
vs FGCU	11/11/16		24	5-12	.417	0-3	.000	3-6	.500	3	3	6	6.0	0	0	0	0	1	13	13.0	
vs Mercer	11/13/16		20	2-5	.400	1-1	1.000	2-2	1.000	1	3	4	5.0	0	0	0	0	0	7	10.0	
vs St. Bonaventure	11/17/16		23	4-9	.444	3-7	.429	5-6	.833	1	4	5	5.0	0	1	1	0	1	16	12.0	
vs Belmont	11/21/16		21	6-9	.667	1-4	.250	4-4	1.000	1	1	2	4.3	2	0	2	1	0	17	13.3	
vs Seton Hall	11/24/16		33	6-13	.462	2-7	.286	6-7	.857	1	5	6	4.6	0	2	1	0	1	20	14.6	
vs Gonzaga	11/25/16		26	3-9	.333	0-3	.000	6-6	1.000	3	2	5	4.7	1	1	2	0	2	12	14.2	
vs Miami	11/27/16		15	0-6	.000	0-1	.000	0-0	.000	1	1	2	4.3	1	1	0	2	2	0	12.1	
at North Florida	12/1/16		21	5-11	.455	1-4	.250	1-2	.500	1	3	4	4.3	0	0	2	0	0	12	12.1	
vs Duke	12/6/16		19	3-9	.333	0-1	.000	0-0	.000	0	1	1	3.9	0	1	1	2	6	11.4		
at Florida State	12/11/16		26	2-10	.200	0-2	.000	2-2	1.000	0	2	2	3.7	3	1	0	1	0	6	10.9	
vs Charlotte	12/17/16		22	3-6	.500	1-3	.333	9-10	.900	2	2	4	3.7	1	2	1	0	1	16	11.4	
LITTLE ROCK	12/21/16		14	4-11	.364	3-7	.429	4-4	1.000	0	1	1	3.5	2	0	0	1	0	15	11.7	
at Arkansas	12/29/16		12	1-4	.250	0-3	.000	0-0	.000	0	1	1	3.3	1	2	0	0	0	2	10.9	
OLE MISS	1/3/17		22	8-14	.571	3-6	.500	1-2	.500	2	0	2	3.2	3	0	1	0	1	20	11.6	
TENNESSEE	1/7/17		23	4-7	.571	1-3	.333	6-8	.750	1	3	4	3.3	0	2	1	1	0	15	11.8	
at Alabama	1/10/17		26	4-6	.667	2-3	.667	3-3	1.000	1	3	4	3.3	2	1	3	0	0	13	11.9	
GEORGIA	1/14/17		34	7-13	.538	5-8	.625	8-8	1.000	1	6	7	3.5	4	0	2	0	0	27	12.8	
at South Carolina	1/18/17		25	4-13	.308	0-6	.000	5-5	1.000	0	0	0	3.3	2	0	2	0	0	13	12.8	
VANDERBILT	1/21/17		17	3-8	.375	0-2	.000	0-0	.000	0	2	2	3.3	0	0	1	0	1	6	12.4	
at LSU	1/25/17		dnp	-	-	-	-	-	-	-	-	-	-	-	-	-	-	-	-	-	
at Oklahoma	1/28/17		19	4-7	.571	2-3	.667	5-5	1.000	3	2	5	3.4	1	0	0	0	0	15	12.6	
MISSOURI	2/2/17		22	5-10	.500	2-6	.333	5-5	1.000	1	3	4	3.4	0	0	1	1	1	17	12.8	
KENTUCKY	2/4/17		18	4-7	.571	2-3	.667	4-4	1.000	0	0	0	3.2	4	0	0	0	0	14	12.8	
at Georgia	2/7/17		25	3-8	.375	1-2	.500	4-4	1.000	1	4	5	3.3	1	0	0	1	2	11	12.7	
TEXAS A&M	2/11/17		21	3-9	.333	2-7	.286	4-4	1.000	2	0	2	3.3	0	0	0	0	0	12	12.7	
at Auburn	2/14/17		30	8-17	.471	3-5	.600	11-12	.917	1	1	2	3.2	1	1	1	0	1	30	13.4	
Totals			0	558	101-233	.433	35-100	.350	98-109	.899	27	53	80	3.2	29	15	22	9	16	335	13.4

Games played: 25
 Minutes/game: 22.3
 Points/game: 13.4
 FG Pct: 43.3
 3FG Pct: 35.0
 FT Pct: 89.9

Rebounds/game: 3.2
 Assists/game: 0.6
 Turnovers/game: 0.9
 Assist/turnover ratio: 0.7
 Steals/game: 0.6
 Blocks/game: 0.4

Barry Game Highs

Points
 2016-17/UF 30, at Auburn (2/14/17)
 Career 31, 2x, last at Davidson (11/21/15)

Rebounds
 2016-17/UF 7, vs. Georgia (1/14/17)
 Career 10, vs. UNC-Wilmington (1/21/15)

Field Goals
 2016-17/UF 8, 2x, last at Auburn (2/14/17)
 Career 12, at Davidson (11/21/15)

Field Goal Attempts
 2016-17/UF 17, at Auburn (2/14/17)
 Career 25, at Davidson (11/21/15)

3-Point Field Goals
 2016-17/UF 5, vs. Georgia (1/14/17)
 Career 5, 5x, last vs. Georgia (1/14/17)

3-Point FG Attempts
 2016-17/UF 8, vs. Georgia (1/14/17)
 Career 9, 5x, last at Campbell (12/22/15)

Free Throws
 2016-17/UF 11, at Auburn (2/14/17)
 Career 13, vs. East Carolina (12/7/15)

Free Throw Attempts
 2016-17 12, at Auburn (2/14/17)
 Career 14, vs. East Carolina (12/7/15)

Assists
 2016-17/UF 2, 4x, last vs. Tennessee (1/7/17)
 Career 6, at Charlotte (12/16/14)

Steals
 2016-17/UF 2, 4x, last at Georgia (2/7/17)
 Career 6, vs. South Carolina St. (12/11/14)

Blocked Shots
 2016-17/UF 2, vs. Miami (11/27/16)
 Career 2, 4x, last vs. Miami (11/27/16)

Minutes Played
 2016-17/UF 34, vs. Georgia (1/14/17)
 Career 43, vs. UNC-Wilmington (1/21/15)

Note: Career highs before this season came at College of Charleston.

#11 CHRIS CHIOZZA

JUNIOR | G | 6-0 | 176 | MEMPHIS, TENN. | WHITE STATION



Overview

- Part of UF's two-headed point guard tandem along with Kasey Hill, Chiozza led the team in assists with 156 as a sophomore.
- Chiozza is an attacking point guard with the ability to distribute or score himself.
- Has four career games with 8+ assists and one or fewer turnovers, second only to Eddie Shannon's five since the 1996-97 season.
- Had an all-around game at Missouri his sophomore season matching his career high with 17 points, setting a personal best with seven rebounds, while also posting eight assists vs. one turnover.
- Had a 12-game stretch from 12/22/15-2/3/16 where he averaged 6.4 assists per game and a 3.21 assist-to-turnover ratio.

2016-17 Highlights

- Named SEC Player of the Week on Feb. 6 after he posted a triple-double vs. Missouri and followed that with a nine-rebound, nine-assist game vs. UK.
- His triple-double was the first by a Gator since Nick Calathes (1/28/09 vs. Georgia). It was the first off the bench by any player in the nation since Chris Lowe of UMass did so nearly nine years prior (3/5/08 vs. LaSalle).
- Had a career-best 10 assists vs. just one turnover at LSU while also knocking in three 3-pointers.
- Made two massive plays on the defensive end in the final minute vs. St. Bonaventure to help the Gators secure the victory. With UF holding a two-point lead, Chiozza skied for a two-handed rebound and found John Egbunu heading down court for a dunk, then forced a turnover and ignited the break leading to a Devin Robinson dunk.

Season	gp-gs	min/avg	Total		3-Point		F-Throws		Rebounds				Scoring							
			fg-fga	pct	fg-fga	pct	ft-fa	pct	off	def	tot	avg	pf	fo	ast	to	blk	stl	pts	avg
2014-15	33-11	752/22.8	44-113	.389	21-65	.323	21-44	.477	13	59	72	2.2	54	1	72	41	1	39	130	3.9
2015-16	36-22	857/23.8	86-250	.344	41-128	.320	47-59	.797	10	94	104	2.9	82	2	156	65	2	39	260	7.2
2016-17	26-0	542/20.8	47-130	.362	19-72	.264	43-55	.782	10	69	79	3.0	58	1	100	36	0	39	156	6.0
TOTAL	95-33	2151/22.6	177-493	.359	81-265	.306	111-158	.703	33	222	255	2.7	194	4	328	142	3	117	546	5.7

Opponent	Date	gs	min	Total		3-Pointers		Free throws		Rebounds				pf	a	t/o	blk	stl	pts	avg	
				fg-fga	pct	3fg-fga	pct	ft-fa	pct	off	def	tot	avg								
vs FGCU	11/11/16		21	2-5	.400	0-2	.000	2-3	.667	1	1	2	2.0	3	4	0	0	3	6	6.0	
vs Mercer	11/13/16		16	1-4	.250	1-2	.500	1-2	.500	0	1	1	1.5	3	2	0	0	0	4	5.0	
vs St. Bonaventure	11/17/16		18	1-3	.333	0-1	.000	4-4	1.000	0	4	4	2.3	3	2	2	0	2	6	5.3	
vs Belmont	11/21/16		20	2-5	.400	0-1	.000	4-6	.667	0	2	2	2.3	3	1	2	0	3	8	6.0	
vs Seton Hall	11/24/16		22	3-6	.500	2-3	.667	6-8	.750	1	0	1	2.0	5	2	1	0	0	14	7.6	
vs Gonzaga	11/25/16		17	0-5	.000	0-2	.000	0-0	.000	1	2	3	2.2	3	1	0	0	1	0	6.3	
vs Miami	11/27/16		23	0-2	.000	0-1	.000	0-0	.000	1	2	3	2.3	1	5	3	0	1	0	5.4	
at North Florida	12/1/16		26	5-8	.625	3-5	.600	3-3	1.000	0	4	4	2.5	3	9	1	0	3	16	6.8	
vs Duke	12/6/16		9	1-1	1.000	0-0	.000	0-0	.000	0	1	1	2.3	1	1	3	0	0	2	6.2	
at Florida State	12/11/16		22	2-7	.286	0-5	.000	2-2	1.000	1	2	3	2.4	2	4	1	0	1	6	6.2	
vs Charlotte	12/17/16		23	3-6	.500	1-3	.333	2-2	1.000	0	3	3	2.5	1	4	2	0	5	9	6.5	
LITTLE ROCK	12/21/16		20	1-4	.250	1-4	.250	0-0	.000	0	3	3	2.5	2	3	2	0	1	3	6.2	
at Arkansas	12/29/16		15	2-5	.400	1-3	.333	0-0	.000	0	0	0	2.3	2	4	0	0	0	5	6.1	
OLE MISS	1/3/17		21	0-3	.000	0-2	.000	1-3	.333	0	2	2	2.3	2	3	1	0	0	1	5.7	
TENNESSEE	1/7/17		18	1-6	.167	0-2	.000	0-0	.000	1	2	3	2.3	0	2	0	0	2	2	5.5	
at Alabama	1/10/17		17	2-5	.400	1-3	.333	3-4	.750	1	0	1	2.3	4	2	1	0	0	8	5.6	
GEORGIA	1/14/17		16	1-3	.333	0-1	.000	0-0	.000	0	2	2	2.2	2	4	1	0	3	2	5.4	
at South Carolina	1/18/17		25	1-4	.250	0-2	.000	2-2	1.000	1	3	4	2.3	2	4	5	0	2	4	5.3	
VANDERBILT	1/21/17		14	0-2	.000	0-2	.000	0-0	.000	0	1	1	2.3	0	2	0	0	0	0	5.1	
at LSU	1/25/17		27	3-7	.429	3-6	.500	0-0	.000	0	5	5	2.4	0	10	1	0	1	9	5.3	
at Oklahoma	1/28/17		15	0-2	.000	0-2	.000	0-0	.000	0	1	1	2.3	4	4	1	0	1	0	5.0	
MISSOURI	2/2/17		29	4-8	.500	2-4	.500	2-2	1.000	2	10	12	2.8	1	10	3	0	1	12	5.3	
KENTUCKY	2/4/17		28	1-7	.143	0-4	.000	0-0	.000	0	9	9	3.0	3	9	2	0	2	2	5.2	
at Georgia	2/7/17		28	6-10	.600	2-5	.400	1-2	.500	0	4	4	3.1	3	2	1	0	4	15	5.6	
TEXAS A&M	2/11/17		32	1-5	.200	1-4	.250	8-10	.800	0	4	4	3.1	1	5	2	0	1	11	5.8	
at Auburn	2/14/17		20	4-7	.571	1-3	.333	2-2	1.000	0	1	1	3.0	4	1	1	0	2	11	6.0	
Totals			0	542	47-130	.362	19-72	.264	43-55	.782	10	69	79	3.0	58	100	36	0	39	156	6.0

Games played: 26
 Minutes/game: 20.8
 Points/game: 6.0
 FG Pct: 36.2
 3FG Pct: 26.4
 FT Pct: 78.2

Rebounds/game: 3.0
 Assists/game: 3.8
 Turnovers/game: 1.4
 Assist/turnover ratio: 2.8
 Steals/game: 1.5

Chiozza Game Highs

Points	
2016-17	16, at North Florida (12/1/16)
Career	17, 2x, last at Missouri (3/5/16)
Rebounds	
2016-17/Career	12, vs. Missouri (2/2/17)
Field Goals	
2016-17/Career	6, at Georgia (2/7/17)
Field Goal Attempts	
2016-17	10, at Georgia (2/7/17)
Career	12, 3x, last vs. Alabama (2/13/16)
3-Point Field Goals	
2016-17	3, 2x, last at LSU (1/25/17)
Career	3, 8x, last at LSU (1/25/17)
3-Point FG Attempts	
2016-17	6, at LSU (1/25/17)
Career	9, at South Carolina (2/20/16)
Free Throws	
2016-17	8, vs. Texas A&M (2/11/17)
Career	8, 2x, last vs. Texas A&M (2/11/17)
Free Throw Attempts	
2016-17	10, vs. Texas A&M (2/11/17)
Career	12, vs. Texas A&M (3/3/15)
Assists	
2016-17/Career	10, 2x, last vs. Missouri (2/2/17)
Steals	
2016-17	5, vs. Charlotte (12/17/16)
Career	6, vs. UAB (11/27/14)
Blocked Shots	
2016-17	---
Career	1, 3x, last vs. Arkansas (3/10/16)
Minutes Played	
2016-17	32, vs. Texas A&M (2/11/17)
Career	37, vs. ULM (11/21/14)

Chiozza vs. Mississippi State (1.5 ppg, 3.5 apg)

Opponent	Date	GS	Min	FG	FGA	Pct	3FG	FGA	Pct	FT	FTA	Pct	Off	Def	Tot	PF	FO	A	TO	Blk	Stl	Pts
MISSISSIPPI STATE	1/10/15	*	19	0	2	.000	0	1	.000	0	0	.000	0	0	0	2	0	2	0	0	1	0
MISSISSIPPI STATE	1/19/16	*	21	1	4	.250	1	4	.250	0	0	.000	0	1	1	0	0	5	3	0	0	3
Totals	2 Games	2	40	1	6	.167	1	5	.200	0	0	.000	0	1	1	2	0	7	3	0	1	3

#15 JOHN EGBUNU

JUNIOR (R) | C | 6-11 | 255 | BAUCHI, NIGERIA | USF



Overview

- Immediate starter at UF, where he finished third on the team in scoring, first in blocks and second in rebounding.
- Set a Florida record with 75 dunks in 2015-16, including nine in his 27-point outing vs. Kentucky.
- Provides a physical post presence in the middle with the ability to shot-block on the defensive end of the floor.
- Transferred to UF in Summer 2014, following one season at USF.

2016-17 Highlights

- Florida's starting center for the second straight year, looks to make the jump into being a dominant SEC big man.
- Earned his first double-double of the season with 11 points and 10 rebounds vs. Texas A&M.
- Egbunu posted four blocks each game in the AdvoCare Invitational over Thanksgiving vs. Seton Hall, Gonzaga and Miami.
- Named preseason second-team All-SEC by the coaches.

Season	gp-gs	min/avg	Total		3-Point		F-Throws		Rebounds					Scoring						
			fg-fga	pct	fg-fga	pct	ft-fa	pct	off	def	tot	avg	pf	fo	ast	to	blk	stl	pts	avg
2013-14*	32-31	793/24.8	89-151	.589	0-1	.000	60-110	.545	80	118	198	6.2	92	1	12	55	43	10	238	7.4
2015-16	34-30	857/25.2	149-252	.591	0-0	.000	92-173	.532	92	128	220	6.5	110	6	12	59	48	15	390	11.5
2016-17	24-19	534/22.3	64-130	.492	1-1	1.000	59-104	.567	59	99	158	6.6	61	1	7	42	36	8	188	7.8
TOTAL	58-49	1391/24.0	213-382	.558	1-1	1.000	151-277	.545	151	227	378	6.5	171	7	19	101	84	23	578	10.0
All*	90-80	2184/24.3	302-533	.567	1-2	.500	211-387	.545	231	345	576	6.4	263	8	31	156	127	33	816	9.1

Opponent	Date	gs	min	Total		3-Pointers		Free throws		Rebounds				pf	a	t/o	blk	stl	pts	avg	
				fg-fga	pct	3fg-fga	pct	ft-fa	pct	off	def	tot	avg								
vs FGCU	11/11/16	*	24	6-11	.545	0-0	.000	1-2	.500	5	3	8	8.0	2	0	1	1	0	13	13.0	
vs Mercer	11/13/16	*	22	2-4	.500	0-0	.000	2-2	1.000	4	4	8	8.0	3	0	1	2	1	6	9.5	
vs St. Bonaventure	11/17/16	*	26	2-10	.200	0-0	.000	4-6	.667	5	5	10	8.7	2	1	5	1	0	8	9.0	
vs Belmont	11/21/16	*	20	4-4	1.000	0-0	.000	4-6	.667	3	5	8	8.5	3	1	0	1	2	12	9.8	
vs Seton Hall	11/24/16	*	27	2-8	.250	0-0	.000	4-8	.500	4	6	10	8.8	3	0	1	4	1	8	9.4	
vs Gonzaga	11/25/16	*	28	4-8	.500	0-0	.000	4-5	.800	3	4	7	8.5	1	0	0	4	0	12	9.8	
vs Miami	11/27/16	*	28	3-6	.500	0-0	.000	1-4	.250	1	3	4	7.9	4	0	2	4	0	7	9.4	
at North Florida	12/1/16	*	22	3-5	.600	0-0	.000	1-2	.500	1	4	5	7.5	4	0	1	3	0	7	9.1	
vs Duke	12/6/16	*	29	2-10	.200	0-0	.000	5-10	.500	7	5	12	8.0	2	0	3	3	0	9	9.1	
at Florida State	12/11/16	*	27	2-4	.500	1-1	1.000	3-5	.600	0	5	5	7.7	1	0	1	1	0	8	9.0	
vs Charlotte	12/17/16	dnp	-	-	-	-	-	-	-	-	-	-	-	-	-	-	-	-	-	-	
LITTLE ROCK	12/21/16	dnp	-	-	-	-	-	-	-	-	-	-	-	-	-	-	-	-	-	-	
at Arkansas	12/29/16		16	2-6	.333	0-0	.000	1-2	.500	5	6	11	8.0	5	1	1	1	1	5	8.6	
OLE MISS	1/3/17		23	3-6	.500	0-0	.000	1-2	.500	3	2	5	7.8	0	0	2	0	0	7	8.5	
TENNESSEE	1/7/17		6	1-1	1.000	0-0	.000	0-2	.000	0	0	0	7.2	4	0	3	0	2	8.0		
at Alabama	1/10/17		17	3-3	1.000	0-0	.000	0-0	.000	0	2	2	6.8	3	0	2	0	0	6	7.9	
GEORGIA	1/14/17		30	1-4	.250	0-0	.000	3-7	.429	3	8	11	7.1	2	0	2	2	1	5	7.7	
at South Carolina	1/18/17	*	22	2-3	.667	0-0	.000	3-7	.429	1	3	4	6.9	3	1	0	2	0	7	7.6	
VANDERBILT	1/21/17	*	31	3-4	.750	0-0	.000	0-1	.000	2	4	6	6.8	3	1	6	0	0	6	7.5	
at LSU	1/25/17	*	20	4-6	.667	0-0	.000	3-6	.500	1	3	4	6.7	2	1	1	0	0	11	7.7	
at Oklahoma	1/28/17	*	15	1-3	.333	0-0	.000	5-6	.833	1	6	7	6.7	4	1	3	1	0	7	7.7	
MISSOURI	2/2/17	*	17	2-6	.333	0-0	.000	3-5	.600	2	5	7	6.7	1	0	2	1	1	7	7.7	
KENTUCKY	2/4/17	*	21	3-4	.750	0-0	.000	2-6	.333	3	4	7	6.7	4	0	2	1	0	8	7.7	
at Georgia	2/7/17	*	23	2-6	.333	0-0	.000	2-2	1.000	0	3	3	6.5	4	0	1	2	0	6	7.6	
TEXAS A&M	2/11/17	*	32	4-5	.800	0-0	.000	3-4	.750	2	8	10	6.7	1	0	0	2	1	11	7.7	
at Auburn	2/14/17	*	8	3-3	1.000	0-0	.000	4-4	1.000	3	1	4	6.6	0	0	2	0	0	10	7.8	
Totals			19	534	64-130	.492	1-1	1.000	59-104	.567	59	99	158	6.6	61	7	42	36	8	188	7.8

Games played: 24
 Minutes/game: 22.3
 Points/game: 7.8
 FG Pct: 49.2
 3FG Pct: 100.0
 FT Pct: 56.7

Rebounds/game: 6.6
 Assists/game: 0.3
 Turnovers/game: 1.8
 Assist/turnover ratio: 0.2
 Steals/game: 0.3
 Blocks/game: 1.5

Egbunu Game Highs

Points	Rebounds
2016-17	13, vs. FGCU (11/11/16)
UF/Career	27, vs. Kentucky (3/1/16)
Field Goals	
2016-17	6, vs. FGCU (11/11/16)
UF/Career	12, vs. Kentucky (3/1/16)
Field Goal Attempts	
2016-17	11, vs. FGCU (11/11/16)
UF/Career	15, vs. Kentucky (3/1/16)
3-Point Field Goals	
2016-17/UF/Career	1, at Florida State (12/11/16)
3-Point FG Attempts	
2016-17/UF	1, at Florida State (12/11/16)
Career	1, 2x, last at FSU (12/11/16)
Free Throws	
2016-17	5, 2x, last at Oklahoma (1/28/17)
UF/Career	8, vs. Mississippi State (1/19/16)
Free Throw Attempts	
2016-17	10, vs. Duke (12/6/16)
UF/Career	14, vs. Alabama (2/13/16)
Assists	
2016-17	1, 6x last at Oklahoma (1/28/17)
UF	1, 18x, last at Oklahoma (1/28/17)
Career	2, vs. Santa Clara (12/23/13)
Steals	
2016-17	2, vs. Belmont (11/21/16)
UF	2, 3x, last vs. Belmont (11/21/16)
Career	2, 4x, last vs. Belmont (11/21/16)
Blocked Shots	
2016-17	4, 3x, last vs. Miami (11/27/16)
UF/Career	5, at Georgia (2/16/16)
Minutes Played	
2016-17	32, vs. Texas A&M (2/11/17)
UF/Career	36, vs. Ole Miss (2/9/16)

Points	
2016-17	13, vs. FGCU (11/11/16)
UF/Career	27, vs. Kentucky (3/1/16)

Rebounds	
2016-17	12, vs. Duke (12/6/16)
UF	14, vs. Richmond (12/1/15)
Career	14, 2x, last vs. Richmond (12/1/15)

Field Goals	
2016-17	6, vs. FGCU (11/11/16)
UF/Career	12, vs. Kentucky (3/1/16)

Field Goal Attempts	
2016-17	11, vs. FGCU (11/11/16)
UF/Career	15, vs. Kentucky (3/1/16)

3-Point Field Goals	
2016-17/UF/Career	1, at Florida State (12/11/16)

3-Point FG Attempts	
2016-17/UF	1, at Florida State (12/11/16)
Career	1, 2x, last at FSU (12/11/16)

Free Throws	
2016-17	5, 2x, last at Oklahoma (1/28/17)
UF/Career	8, vs. Mississippi State (1/19/16)

Free Throw Attempts	
2016-17	10, vs. Duke (12/6/16)
UF/Career	14, vs. Alabama (2/13/16)

Assists	
2016-17	1, 6x last at Oklahoma (1/28/17)
UF	1, 18x, last at Oklahoma (1/28/17)
Career	2, vs. Santa Clara (12/23/13)

Steals	
2016-17	2, vs. Belmont (11/21/16)
UF	2, 3x, last vs. Belmont (11/21/16)
Career	2, 4x, last vs. Belmont (11/21/16)

Blocked Shots	
2016-17	4, 3x, last vs. Miami (11/27/16)
UF/Career	5, at Georgia (2/16/16)

Minutes Played	
2016-17	32, vs. Texas A&M (2/11/17)
UF/Career	36, vs. Ole Miss (2/9/16)

Note: Career highs from 2013-14 took place at USF.

Egbunu vs. Mississippi State (9.0 ppg, 4.0 rpg)

Opponent	Date	GS	Min	FG	FGA	Pct	3FG	FGA	Pct	FT	FTA	Pct	Off	Def	Tot	PF	FO	A	TO	Blk	Stl	Pts
vs Mississippi State	12/22/13	*	27	1	2	.500	0	0	.000	0	0	.000	0	1	1	1	0	0	2	0	0	2
MISSISSIPPI STATE	1/19/16	*	32	4	8	.500	0	0	.000	8	12	.667	5	2	7	2	0	1	3	1	0	16
Totals	2 Games	2	59	5	10	.500	0	0	.000	8	12	.667	5	3	8	3	0	1	5	1	0	18

italics = while at USF

#12 GORJOK GAK

FRESHMAN | F/C | 6-11 | 231 | SYDNEY, AUSTRALIA | VICTORY ROCK PREP

Overview

- An adept passer whose 7-foot-4 wingspan enables him to play above the rim.
- Runs the floor and handles the ball well, enabling him to stretch defenses.
- Rated a three-star prospect by ESPN, Rivals and 247 Sports.
- ESPN.com bottom line: "Gak is a high major power forward that is new to the game but has all the tools to be successful immediately on the college level."

2016-17 Highlights

- Granted a waiver by to compete immediately the day before Florida's first game of the season after previously being ruled ineligible.



Season	gp-gs	min/avg	Total		3-Point		F-Throws		Rebounds				Scoring							
			fg-fga	pct	fg-fga	pct	ft-fga	pct	off	def	tot	avg	pf	fo	ast	to	blk	stl	pts	avg
2016-17	10-0	40/4.0	5-8	.625	0-0	.000	1-4	.250	3	9	12	1.2	10	0	0	4	2	1	11	1.1
TOTAL	10-0	40/4.0	5-8	.625	0-0	.000	1-4	.250	3	9	12	1.2	10	0	0	4	2	1	11	1.1

Opponent	Date	gs	min	Total		3-Pointers		Free throws		Rebounds				pf	a	t/o	blk	stl	pts	avg
				fg-fga	pct	3fg-fga	pct	ft-fga	pct	off	def	tot	avg							
vs FGCU	11/11/16	3	0-0	.000	0-0	.000	0-0	.000	0	0	0	0.0	0	0	0	0	0	0	0	0.0
vs Mercer	11/13/16	3	0-0	.000	0-0	.000	1-2	.500	1	1	2	1.0	1	0	0	0	0	1	0.5	0.3
vs St. Bonaventure	11/17/16	dnp	-	-	-	-	-	-	-	-	-	-	-	-	-	-	-	-	-	-
vs Belmont	11/21/16	4	0-0	.000	0-0	.000	0-0	.000	0	2	2	1.3	4	0	1	0	0	0	0.3	0.3
vs Seton Hall	11/24/16	4	0-1	.000	0-0	.000	0-0	.000	0	0	0	1.0	0	0	0	0	0	0	0	0.3
vs Gonzaga	11/25/16	dnp	-	-	-	-	-	-	-	-	-	-	-	-	-	-	-	-	-	-
vs Miami	11/27/16	dnp	-	-	-	-	-	-	-	-	-	-	-	-	-	-	-	-	-	-
at North Florida	12/1/16	4	2-2	1.000	0-0	.000	0-0	.000	0	2	2	1.2	2	0	0	0	0	4	1.0	1.0
vs Duke	12/6/16	dnp	-	-	-	-	-	-	-	-	-	-	-	-	-	-	-	-	-	-
at Florida State	12/11/16	dnp	-	-	-	-	-	-	-	-	-	-	-	-	-	-	-	-	-	-
vs Charlotte	12/17/16	8	0-1	.000	0-0	.000	0-0	.000	0	2	2	1.3	2	0	2	0	1	0	0.8	0.8
LITTLE ROCK	12/21/16	4	1-1	1.000	0-0	.000	0-0	.000	0	0	0	1.1	0	0	0	0	0	2	1.0	1.0
at Arkansas	12/29/16	dnp	-	-	-	-	-	-	-	-	-	-	-	-	-	-	-	-	-	-
OLE MISS	1/3/17	dnp	-	-	-	-	-	-	-	-	-	-	-	-	-	-	-	-	-	-
TENNESSEE	1/7/17	dnp	-	-	-	-	-	-	-	-	-	-	-	-	-	-	-	-	-	-
at Alabama	1/10/17	dnp	-	-	-	-	-	-	-	-	-	-	-	-	-	-	-	-	-	-
GEORGIA	1/14/17	dnp	-	-	-	-	-	-	-	-	-	-	-	-	-	-	-	-	-	-
at South Carolina	1/18/17	dnp	-	-	-	-	-	-	-	-	-	-	-	-	-	-	-	-	-	-
VANDERBILT	1/21/17	dnp	-	-	-	-	-	-	-	-	-	-	-	-	-	-	-	-	-	-
at LSU	1/25/17	4	0-0	.000	0-0	.000	0-2	.000	1	1	2	1.3	0	0	1	0	0	0	0.9	0.9
at Oklahoma	1/28/17	1	1-1	1.000	0-0	.000	0-0	.000	0	0	0	1.1	0	0	0	0	0	2	1.0	1.0
MISSOURI	2/2/17	5	1-2	.500	0-0	.000	0-0	.000	1	1	2	1.2	1	0	0	2	0	2	1.1	1.1
KENTUCKY	2/4/17	dnp	-	-	-	-	-	-	-	-	-	-	-	-	-	-	-	-	-	-
TEXAS A&M	2/11/17	dnp	-	-	-	-	-	-	-	-	-	-	-	-	-	-	-	-	-	-
Totals		0	40	5-8	.625	0-0	.000	1-4	.250	3	9	12	1.2	10	0	4	2	1	11	1.1

Games played: 10
 Minutes/game: 4.0
 Points/game: 1.1
 FG Pct: 62.5
 FT Pct: 25.0

Rebounds/game: 1.2
 Turnovers/game: 0.4
 Steals/game: 0.1
 Blocks/game: 0.2

Gak Game Highs

Points	2016-17/Career	4, at North Florida (12/1/16)
Rebounds	2016-17/Career	2, 6x, vs. Missouri (2/2/17)
Field Goals	2016-17/Career	2, at North Florida (12/1/16)
Field Goal Attempts	2016-17/Career	2, 2x, last vs. Missouri (2/2/17)
3-Point Field Goals	2016-17/Career	---
3-Point FG Attempts	2016-17/Career	---
Free Throws	2016-17/Career	1, vs. Mercer (11/13/16)
Free Throw Attempts	2016-17/Career	2, 2x, last at LSU (1/25/17)
Assists	2016-17/Career	---
Steals	2016-17/Career	1, vs. Charlotte (12/17/16)
Blocked Shots	2016-17/Career	2, vs. Missouri (2/2/17)
Minutes Played	2016-17/Career	5, vs. Missouri (2/2/17)

#13 KEVARRIUS HAYES

SOPHOMORE | F/C | 6-9 | 218 | LIVE OAK, FLA. | SUWANE



Overview

- Long and athletic shot-blocker and rebounder, who has a great motor and is an outstanding mover.
- Started six games and scored a season-high 14 points in each of the two final games of the season while starting in place of the injured John Egbunu.
- Drew praise from head coach Mike White throughout his freshman season for his consistent effort and attitude.

2016-17 Highlights

- Had a career day at Oklahoma, leading the team with 20 points, nine rebounds and three blocks. That came on the heels of a solid 12-point outing at LSU.
- Blocked five shots in 14 minutes in the season opener vs. FGCU.
- Demonstrating the same energy he brought as a freshman, but with added strength and skill.

Season	gp-gs	min/avg	Total		3-Point		F-Throws		Rebounds				Scoring							
			fg-fga	pct	fg-fga	pct	ft-fa	pct	off	def	tot	avg	pf	fo	ast	to	blk	stl	pts	avg
2015-16	35-6	403/11.5	35-50	.700	0-0	.000	28-59	.475	45	47	92	2.6	64	0	7	17	20	11	98	2.8
2016-17	26-7	400/15.4	56-88	.636	0-0	.000	50-73	.685	40	58	98	3.8	55	1	6	13	41	12	162	6.2
TOTAL	61-13	803/13.2	91-138	.659	0-0	.000	78-132	.591	85	105	190	3.1	119	1	13	30	61	23	260	4.3

Opponent	Date	gs	min	Total		3-Pointers		Free throws		Rebounds				pf	a	t/o	blk	stl	pts	avg
				fg-fga	pct	3fg-fga	pct	ft-fa	pct	off	def	tot	avg							
vs FGCU	11/11/16	14	2-2	1.000	0-0	.000	5-5	1.000	1	4	5	5.0	2	1	1	5	0	9	9.0	
vs Mercer	11/13/16	15	2-6	.333	0-0	.000	0-1	.000	2	2	4	4.5	3	0	1	1	0	4	6.5	
vs St. Bonaventure	11/17/16	14	0-3	.000	0-0	.000	3-4	.750	2	1	3	4.0	1	0	0	3	0	3	5.3	
vs Belmont	11/21/16	17	3-5	.600	0-0	.000	1-2	.500	2	2	4	4.0	1	0	0	2	0	7	5.8	
vs Seton Hall	11/24/16	10	0-0	.000	0-0	.000	0-0	.000	0	0	0	3.2	3	0	0	1	1	0	4.6	
vs Gonzaga	11/25/16	12	1-3	.333	0-0	.000	0-1	.000	1	1	2	3.0	3	0	1	0	1	2	4.2	
vs Miami	11/27/16	12	1-1	1.000	0-0	.000	2-2	1.000	0	2	2	2.9	2	0	0	1	0	4	4.1	
at North Florida	12/1/16	14	3-4	.750	0-0	.000	2-3	.667	2	1	3	2.9	2	0	0	0	0	8	4.6	
vs Duke	12/6/16	11	1-1	1.000	0-0	.000	0-0	.000	1	1	2	2.8	1	0	1	2	1	2	4.3	
at Florida State	12/11/16	13	1-3	.333	0-0	.000	2-4	.500	3	4	7	3.2	3	0	1	0	0	4	4.3	
vs Charlotte	12/17/16	* 21	3-5	.600	0-0	.000	3-4	.750	2	3	5	3.4	1	0	0	0	1	9	4.7	
LITTLE ROCK	12/21/16	* 25	5-5	1.000	0-0	.000	2-3	.667	3	5	8	3.8	1	0	0	1	2	12	5.3	
at Arkansas	12/29/16	* 22	4-5	.800	0-0	.000	2-5	.400	4	2	6	3.9	4	0	1	1	1	10	5.7	
OLE MISS	1/3/17	* 17	1-2	.500	0-0	.000	2-4	.500	3	2	5	4.0	0	0	0	1	1	4	5.6	
TENNESSEE	1/7/17	* 15	1-2	.500	0-0	.000	1-1	1.000	1	1	2	3.9	4	0	0	2	0	3	5.4	
at Alabama	1/10/17	* 22	2-3	.667	0-0	.000	4-7	.571	0	4	4	3.9	3	0	0	2	0	8	5.6	
GEORGIA	1/14/17	* 12	1-2	.500	0-0	.000	0-0	.000	1	2	3	3.8	1	0	0	0	0	2	5.4	
at South Carolina	1/18/17	15	2-3	.667	0-0	.000	2-2	1.000	1	1	2	3.7	1	0	0	1	1	6	5.4	
VANDERBILT	1/21/17	7	1-3	.333	0-0	.000	0-0	.000	3	0	3	3.7	0	0	0	1	0	2	5.2	
at LSU	1/25/17	17	3-3	1.000	0-0	.000	6-7	.857	1	1	2	3.6	1	1	2	3	1	12	5.6	
at Oklahoma	1/28/17	23	7-11	.636	0-0	.000	6-9	.667	2	7	9	3.9	3	2	1	3	0	20	6.2	
MISSOURI	2/2/17	18	3-5	.600	0-0	.000	2-2	1.000	2	3	5	3.9	2	0	0	1	0	8	6.3	
KENTUCKY	2/4/17	12	2-2	1.000	0-0	.000	1-1	1.000	2	3	5	4.0	5	0	2	3	0	5	6.3	
at Georgia	2/7/17	17	2-4	.500	0-0	.000	1-2	.500	0	3	3	3.9	2	1	0	4	1	5	6.2	
TEXAS A&M	2/11/17	8	2-2	1.000	0-0	.000	0-0	.000	0	1	1	3.8	2	0	1	0	1	4	6.1	
at Auburn	2/14/17	17	3-3	1.000	0-0	.000	3-4	.750	1	2	3	3.8	4	1	1	3	0	9	6.2	
Totals		7	400	56-88	.636	0-0	.000	50-73	.685	40	58	98	3.8	55	6	13	41	12	162	6.2

Games played: 26
 Minutes/game: 15.4
 Points/game: 6.2
 FG Pct: 63.6
 FT Pct: 68.5

Rebounds/game: 3.8
 Assists/game: 0.2
 Turnovers/game: 0.5
 Assist/turnover ratio: 0.5
 Steals/game: 0.5
 Blocks/game: 1.6

Hayes Game Highs

Points	2016-17/Career	20, at Oklahoma (1/28/17)
Rebounds	2016-17/Career	9, at Oklahoma (1/28/17)
Field Goals	2016-17/Career	7, at Oklahoma (1/28/17)
Field Goal Attempts	2016-17/Career	11, at Oklahoma (1/28/17)
3-Point Field Goals	2016-17/Career	---
3-Point FG Attempts	2016-17/Career	---
Free Throws	2016-17/Career	6, 2x, last at Oklahoma (1/28/17)
Free Throw Attempts	2016-17/Career	9, at Oklahoma (1/28/17)
Assists	2016-17	2, at Oklahoma (1/28/17)
	Career	2, 2x, last at Oklahoma (1/28/17)
Steals	2016-17	2, vs. Little Rock (12/21/16)
	Career	2, 3x, last vs. UALR (12/21/16)
Blocked Shots	2016-17/Career	5, vs. FGCU (11/11/16)
Minutes Played	2016-17	25, vs. Little Rock (12/21/16)
	Career	34, at G. Washington (3/23/16)

Hayes vs. Mississippi State

Opponent	Date	GS	Min	FG	FGA	Pct	3FG	FGA	Pct	FT	FTA	Pct	Off	Def	Tot	PF	FO	A	TO	Blk	Stl	Pts
MISSISSIPPI STATE	1/19/16		8	0	0	.000	0	0	.000	0	4	.000	0	1	1	3	0	0	1	0	0	0

#2 ERIC HESTER

FRESHMAN | G | 6-3 | 167 | CLEARWATER, FLA. | OLDSMAR CHRISTIAN

Overview

- The first high school player to commit to UF under head coach Mike White.
- A long guard who boasts a 6-foot-10 wingspan and the motor to be an elite defender.
- Named a top-100 player in USA Today's composite rankings.
- Rated a four-star prospect by Rivals and 247 Sports and a three-star recruit by ESPN and Scout.

2016-17 Highlights

- Combo guard who will look to get minutes in the Gators' deep and experienced backcourt.
- Eric Hester's five 3-pointers without a miss were the most since Walter Hodge (5, 12/20/06 vs. Stetson), the most by a freshman since Matt Walsh (7, 12/28/02 vs. Bethune-Cookman) and the most in a regular season SEC game since Greg Stolt (5, 1/14/98 at Arkansas). It was the first by a freshman in an SEC game in research back to 1996-97.
- Hester's 16 points in that game eclipsed his career total of 14 entering the game.
- Since that LSU performance, Hester has consistently found his way into the Gators' rotation.



Season	gp-gs	min/avg	Total		3-Point		F-Throws		Rebounds				Scoring							
			fg-fga	pct	fg-fga	pct	ft-fa	pct	off	def	tot	avg	pf	fo	ast	to	blk	stl	pts	avg
2016-17	16-0	106/6.6	15-23	.652	11-19	.579	2-4	.500	1	9	10	0.6	13	0	6	3	0	6	43	2.7
TOTAL	16-0	106/6.6	15-23	.652	11-19	.579	2-4	.500	1	9	10	0.6	13	0	6	3	0	6	43	2.7

Opponent	Date	gs	min	Total		3-Pointers		Free throws		Rebounds				pf	a	t/o	blk	stl	pts	avg
				fg-fga	pct	3fg-fga	pct	ft-fa	pct	off	def	tot	avg							
vs FGCU	11/11/16	2	0-1	.000	0-1	.000	0-0	.000	0	1	1	1.0	0	0	0	0	1	0	0.0	
vs Mercer	11/13/16	3	0-1	.000	0-1	.000	1-2	.500	0	0	0	0.5	0	0	0	0	1	0.5		
vs St. Bonaventure	11/17/16	dnp	-	-	-	-	-	-	-	-	-	-	-	-	-	-	-	-		
vs Belmont	11/21/16	3	0-1	.000	0-1	.000	0-0	.000	0	0	0	0.3	1	0	1	0	1	0.3		
vs Seton Hall	11/24/16	dnp	-	-	-	-	-	-	-	-	-	-	-	-	-	-	-	-		
vs Gonzaga	11/25/16	dnp	-	-	-	-	-	-	-	-	-	-	-	-	-	-	-	-		
vs Miami	11/27/16	3	0-0	.000	0-0	.000	0-0	.000	0	0	0	0.3	0	0	0	0	0	0.3		
at North Florida	12/1/16	11	1-1	1.000	1-1	1.000	0-0	.000	0	0	0	0.2	2	1	0	0	0	3	0.8	
vs Duke	12/6/16	dnp	-	-	-	-	-	-	-	-	-	-	-	-	-	-	-	-		
at Florida State	12/11/16	2	0-0	.000	0-0	.000	0-0	.000	0	0	0	0.2	0	0	0	0	0	0.7		
vs Charlotte	12/17/16	14	3-5	.600	1-3	.333	0-0	.000	0	0	0	0.1	3	1	1	0	1	7	1.6	
LITTLE ROCK	12/21/16	8	1-1	1.000	1-1	1.000	0-0	.000	0	1	1	0.3	1	0	0	0	0	3	1.8	
at Arkansas	12/29/16	dnp	-	-	-	-	-	-	-	-	-	-	-	-	-	-	-	-		
OLE MISS	1/3/17	dnp	-	-	-	-	-	-	-	-	-	-	-	-	-	-	-	-		
TENNESSEE	1/7/17	dnp	-	-	-	-	-	-	-	-	-	-	-	-	-	-	-	-		
at Alabama	1/10/17	dnp	-	-	-	-	-	-	-	-	-	-	-	-	-	-	-	-		
GEORGIA	1/14/17	3	0-0	.000	0-0	.000	0-0	.000	0	0	0	0.2	0	0	0	0	0	1.6		
at South Carolina	1/18/17	1	0-0	.000	0-0	.000	0-0	.000	0	0	0	0.2	0	0	0	0	0	1.4		
VANDERBILT	1/21/17	dnp	-	-	-	-	-	-	-	-	-	-	-	-	-	-	-	-		
at LSU	1/25/17	17	5-5	1.000	5-5	1.000	1-2	.500	0	3	3	0.5	3	4	0	0	2	16	2.7	
at Oklahoma	1/28/17	14	1-2	.500	0-1	.000	0-0	.000	0	2	2	0.6	1	0	0	0	1	2	2.7	
MISSOURI	2/2/17	15	3-5	.600	2-4	.500	0-0	.000	0	0	0	0.5	2	0	0	0	0	8	3.1	
KENTUCKY	2/4/17	6	1-1	1.000	1-1	1.000	0-0	.000	1	1	2	0.6	0	0	0	0	0	3	3.1	
at Georgia	2/7/17	dnp	-	-	-	-	-	-	-	-	-	-	-	-	-	-	-	-		
TEXAS A&M	2/11/17	1	0-0	.000	0-0	.000	0-0	.000	0	0	0	0.6	0	0	1	0	0	2.9		
at Auburn	2/14/17	3	0-0	.000	0-0	.000	0-0	.000	0	1	1	0.6	0	0	0	0	0	2.7		
Totals		0	106	15-23	.652	11-19	.579	2-4	.500	1	9	10	0.6	13	6	3	0	6	43	2.7

Games played: 16
 Minutes/game: 6.6
 Points/game: 2.7
 FG Pct: 65.2
 3FG Pct: 57.9
 FT Pct: 50.0

Rebounds/game: 0.6
 Assists/game: 0.4
 Turnovers/game: 0.2
 Assist/turnover ratio: 2.0
 Steals/game: 0.4

Hester Game Highs

Points	2016-17/Career	16, at LSU (1/25/17)
Rebounds	2016-17/Career	3, at LSU (1/25/17)
Field Goals	2016-17/Career	5, at LSU (1/25/17)
Field Goal Attempts	2016-17/Career	5, 3x, last vs. Missouri (2/2/17)
3-Point Field Goals	2016-17/Career	5, at LSU (1/25/17)
3-Point FG Attempts	2016-17/Career	5, at LSU (1/25/17)
Free Throws	2016-17/Career	1, 2x, last at LSU (1/25/17)
Free Throw Attempts	2016-17/Career	2, 2x, last at LSU (1/25/17)
Assists	2016-17/Career	4, at LSU (1/25/17)
Steals	2016-17/Career	2, at LSU (1/25/17)
Blocked Shots	2016-17/Career	---
Minutes Played	2016-17/Career	17, at LSU (1/25/17)

#0 KASEY HILL


SENIOR | G | 6-1 | 180 | UMATILLA, FLA. | MONTVERDE ACADEMY

Overview

- Has four career 10-assist games, one double-double and four games with at least eight assists and one turnover or fewer.
- One of five players in UF history to be in the school's top-10 list in career steals and assists, along with Scottie Wilbekin, Eddie Shannon, Andrew Moten and Brett Nelson.
- Especially dangerous in transition and open-floor situations, Hill is an outstanding athlete with the ability to play above the rim.
- 2013 McDonald's All-American.

2016-17 Highlights

- Erupted for a team-high 21 points, along with six assists and five rebounds in the win vs. Kentucky.
- Posted his first career double-double with 11 points and 11 assists vs. Little Rock.
- Became the first Gator since Nick Calathes (3/21/08 vs. Creighton) to post 5+ points, rebounds, assists and steals in a game with 8 points, 5 rebounds, 5 assists and a career-best six steals vs. Ole Miss.



Season	gp-gs	min/avg	Total		3-Point		F-Throws		Rebounds					Scoring						
			fg-fga	pct	fg-fga	pct	ft-fa	pct	off	def	tot	avg	pf	fo	ast	to	blk	stl	pts	avg
2013-14	32-8	703/22.0	57-140	.407	5-35	.143	57-86	.663	9	54	63	2.0	67	2	100	50	5	37	176	5.5
2014-15	33-32	1000/30.3	89-235	.379	8-29	.276	50-95	.526	13	64	77	2.3	66	1	149	72	8	32	236	7.2
2015-16	36-17	858/23.8	118-302	.391	19-64	.297	71-132	.538	12	74	86	2.4	87	2	120	72	11	53	326	9.1
2016-17	26-26	745/28.7	91-217	.419	6-32	.188	65-102	.637	13	62	75	2.9	55	2	133	79	4	49	253	9.7
TOTAL	127-83	3306/26.0	355-894	.397	38-160	.238	243-415	.586	47	254	301	2.4	275	7	502	273	28	171	991	7.8

Opponent	Date	gs	min	Total		3-Pointers		Free throws		Rebounds				pf	a	t/o	blk	stl	pts	avg	
				fg-fga	pct	3fg-fga	pct	ft-fa	pct	off	def	tot	avg								
vs FGCU	11/11/16	*	30	4-5	.800	0-0	.000	3-4	.750	0	3	3	3.0	1	4	1	0	2	11	11.0	
vs Mercer	11/13/16	*	26	1-6	.167	0-4	.000	4-6	.667	0	3	3	3.0	2	2	0	0	6	8.5		
vs St. Bonaventure	11/17/16	*	32	1-5	.200	0-0	.000	2-4	.500	1	1	2	2.7	1	4	5	0	4	7.0		
vs Belmont	11/21/16	*	25	2-11	.182	1-3	.333	0-0	.000	0	1	1	2.3	3	5	1	0	3	6.5		
vs Seton Hall	11/24/16	*	23	3-6	.500	0-1	.000	0-0	.000	1	1	2	2.2	5	2	5	1	0	6.4		
vs Gonzaga	11/25/16	*	32	1-4	.250	0-0	.000	6-6	1.000	1	3	4	2.5	3	7	2	1	2	8.7		
vs Miami	11/27/16	*	31	4-7	.571	0-0	.000	8-10	.800	0	2	2	2.4	1	3	1	0	2	16.0		
at North Florida	12/1/16	*	20	2-5	.400	0-1	.000	1-1	1.000	0	2	2	2.4	2	5	4	0	2	5.7		
vs Duke	12/6/16	*	34	4-11	.364	0-0	.000	5-7	.714	2	5	7	2.9	4	6	2	1	0	13.8		
at Florida State	12/11/16	*	36	10-15	.667	1-2	.500	0-0	.000	0	3	3	2.9	2	3	5	0	2	21.9		
vs Charlotte	12/17/16	*	20	3-10	.300	0-2	.000	0-1	.000	2	2	4	3.0	1	5	2	0	2	6.9		
LITTLE ROCK	12/21/16	*	27	5-7	.714	1-3	.333	0-1	.000	1	1	2	2.9	1	11	4	0	3	11.9		
at Arkansas	12/29/16	*	33	4-12	.333	0-0	.000	2-5	.400	0	2	2	2.8	1	6	4	0	1	10.9		
OLE MISS	1/3/17	*	31	4-9	.444	0-1	.000	0-4	.000	1	4	5	3.0	2	5	5	0	6	8.9		
TENNESSEE	1/7/17	*	29	3-6	.500	1-1	1.000	0-0	.000	0	2	2	2.9	3	7	2	0	1	7.9		
at Alabama	1/10/17	*	35	4-10	.400	0-1	.000	5-6	.833	1	4	5	3.1	0	4	3	0	5	13.9		
GEORGIA	1/14/17	*	33	2-8	.250	0-2	.000	7-10	.700	0	0	0	2.9	2	4	2	0	1	11.9		
at South Carolina	1/18/17	*	26	5-8	.625	0-0	.000	1-3	.333	0	1	1	2.8	5	2	3	0	4	11.9		
VANDERBILT	1/21/17	*	31	2-6	.333	0-1	.000	1-2	.500	0	2	2	2.7	0	7	4	0	2	5.9		
at LSU	1/25/17	*	26	3-8	.375	0-0	.000	0-0	.000	0	2	2	2.7	3	3	3	0	1	6.9		
at Oklahoma	1/28/17	*	30	5-12	.417	0-2	.000	2-4	.500	0	4	4	2.8	1	8	1	0	2	12.9		
MISSOURI	2/2/17	*	22	2-4	.500	1-3	.333	6-8	.750	1	4	5	2.9	1	4	3	0	1	11.9		
KENTUCKY	2/4/17	*	27	8-16	.500	1-3	.333	4-8	.500	0	5	5	3.0	2	6	3	1	1	21.9		
at Georgia	2/7/17	*	30	5-15	.333	0-1	.000	2-2	1.000	0	2	2	2.9	3	5	3	0	2	12.0		
TEXAS A&M	2/11/17	*	20	0-1	.000	0-0	.000	3-6	.500	2	1	3	2.9	3	3	5	0	3	3.9		
at Auburn	2/14/17	*	36	4-10	.400	0-1	.000	3-4	.750	0	2	2	2.9	3	12	4	0	1	11.9		
Totals			26	745	91-217	.419	6-32	.188	65-102	.637	13	62	75	2.9	55	133	79	4	49	253	9.7

Games played: 26
 Minutes/game: 28.7
 Points/game: 9.7
 FG Pct: 41.9
 3FG Pct: 18.8
 FT Pct: 63.7

Rebounds/game: 2.9
 Assists/game: 5.1
 Turnovers/game: 3.0
 Assist/turnover ratio: 1.7
 Steals/game: 1.9
 Blocks/game: 0.2

Hill Game Highs

Points	2016-17/Career	21, 2x, last vs. Kentucky (2/4/17)
Rebounds	2016-17	7, vs. Duke (12/6/16)
	Career	8, vs. Arkansas (1/31/15)
Field Goals	2016-17/Career	10, at Florida State (12/11/16)
Field Goal Attempts	2016-17	16, vs. Kentucky (2/4/17)
	Career	18, at G. Washington (3/23/16)
3-Point Field Goals	2016-17	1, 5x, last vs. Kentucky (2/4/17)
	Career	2, 5x, last at UNF (3/15/16)
3-Point FG Attempts	2016-17	4, vs. Mercer (11/13/16)
	Career	5, 2x, last at Missouri (3/5/16)
Free Throws	2016-17	8, vs. Miami (11/27/16)
	Career	10, vs. UNC (11/28/14)
Free Throw Attempts	2016-17	10, 2x, last vs. Georgia (1/14/17)
	Career	16, vs. Georgia (1/2/16)
Assists	2016-17/Career	12, at Auburn (2/14/17)
Steals	2016-17/Career	6, vs. Ole Miss (1/3/17)
Blocked Shots	2016-17	1, 4x, last vs. Kentucky (2/4/17)
	Career	2, 2x, last vs. Arkansas (2/3/16)
Minutes Played	2016-17	36, 2x, last at Auburn (2/14/17)
	Career	37, 3x, last at LSU (2/21/15)

Hill vs. Mississippi State (6.0 ppg, 4.7 apg)

Opponent	Date	GS	Min	FG	FGA	Pct	3FG	FGA	Pct	FT	FTA	Pct	Off	Def	Tot	PF	FO	A	TO	Blk	Stl	Pts
at Mississippi State	1/30/14		24	3	4	.750	0	1	.000	1	2	.500	0	3	3	1	0	3	0	0	0	7
MISSISSIPPI STATE	1/10/15	*	29	3	8	.375	0	0	.000	1	2	.500	1	1	2	1	0	7	1	0	2	7
MISSISSIPPI STATE	1/19/16		26	2	9	.222	0	0	.000	0	0	.000	1	3	4	2	0	4	2	1	0	4
Totals	3 Games	1	79	8	21	.381	0	1	.000	2	4	.500	2	7	9	4	0	14	3	1	2	18

#23 JUSTIN LEON

SENIOR | F | 6-8 | 206 | CONWAY, ARK. | SHAWNEE (ILL.) C.C.

Overview

- Moved into the starting lineup at the beginning of SEC play due to his max-effort style of play, ultimately starting 11 games in his first season at UF.
- Had a monster game against LSU, scoring 14 points and grabbing a team-high nine rebounds. Leon also spent most of the game guarding Ben Simmons.
- A junkyard dog, hustle player, who has developed the ability to knock down spot-up 3s at a high percentage.
- The first Mike White recruit to suit up for the Gators.

2016-17 Highlights

- Starter at the 4 with the ability to play the 3, as well, after playing the 3 as a junior with Dorian Finney-Smith taking most of the minutes at the 4.
- Led UF and posted a career best with 19 points in the win vs. Tennessee.
- Dropped in 18 points, including a career-best four 3-pointers in the win vs. Texas A&M.
- Has five games with at least three 3-pointers, including three times in SEC wins vs. Texas A&M, Tennessee and at LSU.



Season	gp-gs	min/avg	Total		3-Point		F-Throws		Rebounds				Scoring							
			fg-fga	pct	fg-fga	pct	ft-fa	pct	off	def	tot	avg	pf	fo	ast	to	blk	stl	pts	avg
2015-16	34-11	507/14.9	72-146	.493	25-67	.373	12-26	.462	46	61	107	3.1	52	0	11	21	5	10	181	5.3
2016-17	26-26	556/21.4	63-147	.429	35-82	.427	24-31	.774	36	65	101	3.9	59	0	11	18	5	12	185	7.1
TOTAL	60-37	1063/17.7	135-293	.461	60-149	.403	36-57	.632	82	126	208	3.5	111	0	22	39	10	22	366	6.1

Opponent	Date	gs	min	Total		3-Pointers		Free throws		Rebounds				pf	a	t/o	blk	stl	pts	avg	
				fg-fga	pct	3fg-fga	pct	ft-fa	pct	off	def	tot	avg								
vs FGCU	11/11/16	*	19	3-8	.375	2-3	.667	0-0	.000	0	3	3	3.0	3	0	1	0	1	8	8.0	
vs Mercer	11/13/16	*	24	6-10	.600	3-5	.600	2-2	1.000	3	2	5	4.0	1	1	1	0	1	17	12.5	
vs St. Bonaventure	11/17/16	*	29	2-5	.400	2-5	.400	0-2	.000	1	2	3	3.7	3	0	1	1	1	6	10.3	
vs Belmont	11/21/16	*	20	0-1	.000	0-0	.000	0-0	.000	2	3	5	4.0	3	1	0	0	0	7.8		
vs Seton Hall	11/24/16	*	29	3-6	.500	1-3	.333	0-1	.000	4	3	7	4.6	2	0	2	0	0	7	7.6	
vs Gonzaga	11/25/16	*	20	2-4	.500	1-3	.333	0-0	.000	3	1	4	4.5	2	0	0	0	0	5	7.2	
vs Miami	11/27/16	*	9	2-2	1.000	0-0	.000	0-0	.000	0	2	2	4.1	4	0	1	0	0	4	6.7	
at North Florida	12/1/16	*	17	3-6	.500	3-5	.600	4-4	1.000	1	0	1	3.8	1	0	0	0	0	13	7.5	
vs Duke	12/6/16	*	23	3-4	.750	1-2	.500	0-0	.000	1	2	3	3.7	3	1	0	0	0	7	7.4	
at Florida State	12/11/16	*	21	3-3	1.000	1-1	1.000	0-2	.000	0	1	1	3.4	1	1	0	0	1	7	7.4	
vs Charlotte	12/17/16	*	18	1-3	.333	0-1	.000	2-2	1.000	2	4	6	3.6	2	1	0	0	0	4	7.1	
LITTLE ROCK	12/21/16	*	21	0-4	.000	0-3	.000	0-0	.000	0	0	0	3.3	2	0	1	1	1	0	6.5	
at Arkansas	12/29/16	*	25	2-5	.400	2-4	.500	0-0	.000	2	2	4	3.4	0	0	1	1	1	6	6.5	
OLE MISS	1/3/17	*	18	2-8	.250	1-5	.200	0-0	.000	0	1	1	3.2	2	0	0	0	0	5	6.4	
TENNESSEE	1/7/17	*	33	5-6	.833	3-4	.750	6-6	1.000	2	4	6	3.4	1	0	0	0	2	19	7.2	
at Alabama	1/10/17	*	13	1-5	.200	0-2	.000	2-2	1.000	0	0	0	3.2	2	0	0	0	0	4	7.0	
GEORGIA	1/14/17	*	13	1-5	.200	0-2	.000	0-0	.000	0	1	1	3.1	3	0	1	0	0	2	6.7	
at South Carolina	1/18/17	*	11	0-4	.000	0-2	.000	0-0	.000	1	2	3	3.1	4	1	0	0	0	0	6.3	
VANDERBILT	1/21/17	*	29	2-5	.400	2-3	.667	0-0	.000	2	4	6	3.2	4	2	1	2	0	6	6.3	
at LSU	1/25/17	*	19	4-8	.500	3-6	.500	4-4	1.000	0	4	4	3.3	2	0	2	0	0	15	6.8	
at Oklahoma	1/28/17	*	29	2-9	.222	1-3	.333	0-0	.000	4	4	8	3.5	2	0	1	0	1	5	6.7	
MISSOURI	2/2/17	*	20	1-6	.167	0-1	.000	2-3	.667	2	3	5	3.5	0	1	0	0	1	4	6.5	
KENTUCKY	2/4/17	*	19	1-4	.250	1-3	.333	0-1	.000	1	2	3	3.5	4	0	1	0	0	3	6.4	
at Georgia	2/7/17	*	25	4-7	.571	2-5	.400	0-0	.000	1	6	7	3.7	4	0	2	0	2	10	6.5	
TEXAS A&M	2/11/17	*	26	7-15	.467	4-8	.500	0-0	.000	3	2	5	3.7	3	1	2	0	0	18	7.0	
at Auburn	2/14/17	*	26	3-4	.750	2-3	.667	2-2	1.000	1	7	8	3.9	1	1	0	0	0	10	7.1	
Totals			26	556	63-147	.429	35-82	.427	24-31	.774	36	65	101	3.9	59	11	18	5	12	185	7.1

Games played: 26
 Minutes/game: 21.4
 Points/game: 7.1
 FG Pct: 42.9
 3FG Pct: 42.7
 FT Pct: 77.4

Rebounds/game: 3.9
 Assists/game: 0.4
 Turnovers/game: 0.7
 Assist/turnover ratio: 0.6
 Steals/game: 0.5
 Blocks/game: 0.2

Leon Game Highs

Points	
2016-17/Career	19, vs. Tennessee (1/7/17)
Rebounds	
2016-17	8, 2x, last at Auburn (2/14/17)
Career	9, vs. LSU (1/9/16)
Field Goals	
2016-17	7, vs. Texas A&M (2/11/17)
Career	7, 2x, last vs. Texas A&M (2/11/17)
Field Goal Attempts	
2016-17/Career	15, vs. Texas A&M (2/11/17)
3-Point Field Goals	
2016-17/Career	4, vs. Texas A&M (2/11/17)
3-Point FG Attempts	
2016-17/Career	8, vs. Texas A&M (2/11/17)
Free Throws	
2016-17/Career	6, vs. Tennessee (1/7/17)
Free Throw Attempts	
2016-17/Career	6, vs. Tennessee (1/7/17)
Assists	
2016-17	2, vs. Vanderbilt (1/21/17)
Career	3, 2x, last at UNF (3/15/16)
Steals	
2016-17/Career	2, 2x, last at Georgia (2/7/17)
Blocked Shots	
2016-17/Career	2, vs. Vanderbilt (1/21/17)
Minutes Played	
2016-17/Career	33, vs. Tennessee (1/7/17)

Leon vs. Mississippi State

Opponent	Date	GS	Min	FG	FGA	Pct	3FG	FGA	Pct	FT	FTA	Pct	Off	Def	Tot	PF	FO	A	TO	Blk	Stl	Pts
MISSISSIPPI STATE	1/19/16	*	23	3	7	.429	1	4	.250	1	4	.250	1	7	8	1	0	1	2	0	0	8

#32 SCHUYLER RIMMER

SENIOR | C | 6-10 | 249 | ORLANDO, FLA. | STANFORD



Overview

- Provided additional frontcourt depth off the bench for the Gators, including 21 critical minutes in the win vs. ninth-ranked West Virginia.
- Mid-year transfer from Stanford in 2014-15, given a waiver to compete at the beginning of the 2015-16 season.
- Big man who is most at home in the post, but also has a mid-range jump shot.

2016-17 Highlights

- Will again serve as a post reserve as the team's lone walk-on this season.
- Played 16 critical minutes in the Gators' win vs. Tennessee as both Hayes and Egbunu got into foul trouble. Rimmer was so effective that rather than re-inserting either of the other post players, Rimmer closed the game and finished with a +/- of +15, second-highest on the team.
- His first three field goals made this season were and-1 opportunities, and Rimmer has converted all three.

Season	gp-gs	min/avg	Total		3-Point		F-Throws		Rebounds				Scoring							
			fg-fga	pct	fg-fga	pct	ft-fa	pct	off	def	tot	avg	pf	fo	ast	to	blk	stl	pts	avg
2013-14*	14-0	69/4.9	3-9	.333	0-0	.000	1-7	.143	1	8	9	0.6	11	0	0	5	1	0	7	0.5
2014-15*	2-0	6/3.0	0-0	.000	0-0	.000	1-2	.500	1	1	2	1.0	0	0	0	0	0	1	0.5	
2015-16	25-0	162/6.5	13-30	.433	1-1	1.000	9-10	.900	10	20	30	1.2	25	0	3	7	5	0	36	1.4
2016-17	15-0	83/5.5	7-15	.467	0-1	.000	8-11	.727	6	8	14	0.9	14	0	1	5	4	1	22	1.5
TOTAL	40-0	245/6.1	20-45	.444	1-2	.500	17-21	.810	16	28	44	1.1	39	0	4	12	9	1	58	1.5
All*	56-0	320/5.7	23-54	.426	1-2	.500	19-30	.633	18	37	55	1.0	50	0	4	17	10	1	66	1.2

Opponent	Date	gs	min	Total		3-Pointers		Free throws		Rebounds				Field Goals							
				fg-fga	pct	3fg-fga	pct	ft-fa	pct	off	def	tot	avg	pf	a	t/o	blk	stl	pts	avg	
vs FGCU	11/11/16	2	0-0	.000	0-0	.000	0-0	.000	0	0	0	0.0	1	0	0	0	0	0	0	0	
vs Mercer	11/13/16	2	1-1	1.000	0-0	.000	1-1	1.000	0	0	0	0.0	1	0	1	1	0	1	0	3	1.5
vs St. Bonaventure	11/17/16	dnp	-	-	-	-	-	-	-	-	-	-	-	-	-	-	-	-	-	-	
vs Belmont	11/21/16	2	0-1	.000	0-1	.000	0-0	.000	0	1	1	0.3	0	0	0	0	0	0	0	0	
vs Seton Hall	11/24/16	dnp	-	-	-	-	-	-	-	-	-	-	-	-	-	-	-	-	-	-	
vs Gonzaga	11/25/16	dnp	-	-	-	-	-	-	-	-	-	-	-	-	-	-	-	-	-	-	
vs Miami	11/27/16	dnp	-	-	-	-	-	-	-	-	-	-	-	-	-	-	-	-	-	-	
at North Florida	12/1/16	3	0-0	.000	0-0	.000	0-0	.000	0	1	1	0.5	0	0	0	0	0	0	0	0.8	
vs Duke	12/6/16	dnp	-	-	-	-	-	-	-	-	-	-	-	-	-	-	-	-	-	-	
at Florida State	12/11/16	dnp	-	-	-	-	-	-	-	-	-	-	-	-	-	-	-	-	-	-	
vs Charlotte	12/17/16	12	1-1	1.000	0-0	.000	1-3	.333	1	3	4	1.2	2	0	0	2	0	3	1.2		
LITTLE ROCK	12/21/16	11	1-1	1.000	0-0	.000	1-1	1.000	1	0	1	1.2	1	1	0	0	0	3	1.5		
at Arkansas	12/29/16	2	0-0	.000	0-0	.000	0-0	.000	0	0	0	1.0	0	0	0	0	0	0	1.3		
OLE MISS	1/3/17	dnp	-	-	-	-	-	-	-	-	-	-	-	-	-	-	-	-	-		
TENNESSEE	1/7/17	16	1-2	.500	0-0	.000	1-2	.500	1	2	3	1.3	2	0	0	0	1	3	1.5		
at Alabama	1/10/17	dnp	-	-	-	-	-	-	-	-	-	-	-	-	-	-	-	-	-		
GEORGIA	1/14/17	4	0-1	.000	0-0	.000	0-0	.000	1	0	1	1.2	1	0	0	0	0	0	1.3		
at South Carolina	1/18/17	3	1-2	.500	0-0	.000	0-0	.000	0	0	0	1.1	1	0	2	1	0	2	1.4		
VANDERBILT	1/21/17	dnp	-	-	-	-	-	-	-	-	-	-	-	-	-	-	-	-	-		
at LSU	1/25/17	4	1-2	.500	0-0	.000	0-0	.000	0	1	1	1.1	2	0	0	0	0	2	1.5		
at Oklahoma	1/28/17	1	0-0	.000	0-0	.000	0-0	.000	0	0	0	1.0	0	0	0	0	0	0	1.3		
MISSOURI	2/2/17	4	0-1	.000	0-0	.000	0-0	.000	1	0	1	1.0	0	0	0	0	0	0	1.2		
KENTUCKY	2/4/17	7	1-2	.500	0-0	.000	2-2	1.000	1	0	1	1.0	0	0	1	0	0	4	1.4		
at Georgia	2/7/17	dnp	-	-	-	-	-	-	-	-	-	-	-	-	-	-	-	-	-		
TEXAS A&M	2/11/17	dnp	-	-	-	-	-	-	-	-	-	-	-	-	-	-	-	-	-		
at Auburn	2/14/17	10	0-1	.000	0-0	.000	2-2	1.000	0	0	0	0.9	3	0	1	0	0	2	1.5		
Totals		0	83	7-15	.467	0-1	.000	8-11	.727	6	8	14	0.9	14	1	5	4	1	22	1.5	

Games played: 15
 Minutes/game: 5.5
 Points/game: 1.5
 FG Pct: 46.7
 3FG Pct: 0.0

Rebounds/game: 0.9
 Assists/game: 0.1
 Turnovers/game: 0.3
 Assist/turnover ratio: 0.2
 Steals/game: 0.1

Rimmer Game Highs

Points	
2016-17	4, vs. Kentucky (2/4/17)
UF/Career	9, vs. N. Carolina A&T (11/16/15)
Rebounds	
2016-17	4, vs. Charlotte (12/17/16)
UF/Career	6, vs. West Virginia (1/30/16)
Field Goals	
2016-17	1, 7x, last vs. Kentucky (2/4/17)
UF/Career	4, vs. N. Carolina A&T (11/16/15)
Field Goal Attempts	
2016-17	2, 2x, last at LSU (1/25/17)
UF/Career	6, vs. N. Carolina A&T (11/16/15)
3-Point Field Goals	
2016-17	---
UF/Career	1, vs. N. Carolina A&T (11/16/15)
3-Point FG Attempts	
2016-17	1, vs. Belmont (11/21/16)
UF/Career	1, 2x, last vs. Belmont (11/21/16)
Free Throws	
2016-17	2, 2x, last at Auburn (2/14/17)
UF/Career	2, 6x, last at Auburn (2/14/17)
Free Throw Attempts	
2016-17/UF/Career	3, vs. Charlotte (12/17/16)
Assists	
2016-17	1, vs. Little Rock (12/21/16)
UF/Career	1, 4x, last vs. UALR (12/21/16)
Steals	
2016-17/UF/Career	1, vs. Tennessee (1/7/17)
Blocked Shots	
2016-17/UF/Career	2, vs. Charlotte (12/17/16)
Minutes Played	
2016-17	16, vs. Tennessee (1/7/17)
UF/Career	21, vs. West Virginia (1/30/16)

Note: Career highs before 2015 from Stanford.

#1 DEVIN ROBINSON

JUNIOR | F | 6-8 | 200 | CHESTERFIELD, VA. | CHRISTCHURCH SCHOOL

Overview

- Noted by head coach Mike White as one of the Gators' most improved players of 2015-16 with plenty of room for further growth.
- Has shown flashes of the ability to be a standout SEC player, but looks to add consistency.
- Named to the 2015 SEC All-Freshman team.
- Robinson brings length to the wing, with the ability to put the ball on the floor or pull up for a 3-pointer.
- Playmaker who can cause matchup problems at the 3 position due to his size and at the 4 due to his athleticism.

2016-17 Highlights

- Looks to take more leadership and develop consistency as one of the top-performing upperclassmen on the team.
- Talled a team-high 21 points in the opening of Exactech Arena on 7-for-11 shooting, including 4-for-5 from 3-point range.
- Scored the Gators' first nine points of the game en route to a career-best 18 as Florida came up just short against 11th-ranked Gonzaga.



Season	gp-gs	min/avg	Total		3-Point		F-Throws		Rebounds				Scoring							
			fg-fga	pct	fg-fga	pct	ft-fa	pct	off	def	tot	avg	pf	fo	ast	to	blk	stl	pts	avg
2014-15	33-17	628/19.0	78-194	.402	21-82	.256	35-55	.636	27	65	92	2.8	57	2	23	31	13	17	212	6.4
2015-16	36-18	832/23.1	114-249	.458	36-106	.340	59-78	.756	61	140	201	5.6	87	3	17	29	21	18	323	9.0
2016-17	26-26	643/24.7	105-215	.488	30-77	.390	60-78	.769	47	99	146	5.6	60	3	17	27	17	24	300	11.5
TOTAL	95-61	2103/22.1	297-658	.451	87-265	.328	154-211	.730	135	304	439	4.6	204	8	57	87	51	59	835	8.8

Opponent	Date	gs	min	Total		3-Pointers		Free throws		Rebounds				Other							
				fg-fga	pct	3fg-fga	pct	ft-fa	pct	off	def	tot	avg	pf	a	t/o	blk	stl	pts	avg	
vs FGCU	11/11/16	*	24	4-7	.571	2-2	1.000	4-4	1.000	2	4	6	6.0	2	0	1	2	3	14	14.0	
vs Mercer	11/13/16	*	32	4-9	.444	1-3	.333	3-3	1.000	4	5	9	7.5	2	1	2	0	2	12	13.0	
vs St. Bonaventure	11/17/16	*	25	6-6	1.000	1-1	1.000	1-3	.333	4	3	7	7.3	3	1	1	0	1	14	13.3	
vs Belmont	11/21/16	*	26	4-9	.444	1-5	.200	2-2	1.000	0	4	4	6.5	2	2	2	0	0	11	12.8	
vs Seton Hall	11/24/16	*	11	2-2	1.000	0-0	.000	1-1	1.000	0	3	3	5.8	5	1	0	0	0	5	11.2	
vs Gonzaga	11/25/16	*	34	6-13	.462	0-3	.000	6-6	1.000	1	4	5	5.7	0	0	0	1	1	18	12.3	
vs Miami	11/27/16	*	30	5-9	.556	0-2	.000	0-0	.000	1	4	5	5.6	0	1	1	3	2	10	12.0	
at North Florida	12/1/16	*	21	3-7	.429	0-2	.000	4-7	.571	1	5	6	5.6	0	0	2	0	0	10	11.8	
vs Duke	12/6/16	*	31	3-7	.429	1-1	1.000	4-4	1.000	2	2	4	5.4	3	1	0	1	2	11	11.7	
at Florida State	12/11/16	*	16	2-5	.400	0-1	.000	4-5	.800	2	3	5	5.4	5	0	0	0	1	8	11.3	
vs Charlotte	12/17/16	*	20	5-6	.833	1-1	1.000	4-6	.667	3	6	9	5.7	2	1	0	0	1	15	11.6	
LITTLE ROCK	12/21/16	*	26	7-11	.636	4-5	.800	3-4	.750	2	5	7	5.8	1	2	1	0	0	21	12.4	
at Arkansas	12/29/16	*	31	6-11	.545	0-5	.000	5-7	.714	1	6	7	5.9	3	0	1	3	1	17	12.8	
OLE MISS	1/3/17	*	30	3-8	.375	1-3	.333	4-4	1.000	0	0	0	5.5	4	0	0	0	1	11	12.6	
TENNESSEE	1/7/17	*	14	2-7	.286	0-2	.000	0-0	.000	1	1	2	5.3	0	0	4	0	0	4	12.1	
at Alabama	1/10/17	*	29	3-8	.375	0-2	.000	2-3	.667	1	5	6	5.3	3	0	1	1	2	8	11.8	
GEORGIA	1/14/17	*	19	1-5	.200	1-3	.333	2-2	1.000	0	2	2	5.1	2	2	2	0	0	5	11.4	
at South Carolina	1/18/17	*	31	4-11	.364	0-2	.000	0-2	.000	5	5	10	5.4	1	0	2	1	1	8	11.2	
VANDERBILT	1/21/17	*	29	5-9	.556	1-3	.333	1-1	1.000	3	3	6	5.4	5	0	0	1	2	12	11.3	
at LSU	1/25/17	*	25	9-15	.600	5-8	.625	1-1	1.000	2	6	8	5.6	3	2	1	1	0	24	11.9	
at Oklahoma	1/28/17	*	16	3-7	.429	3-4	.750	4-4	1.000	1	3	4	5.5	3	0	2	0	0	13	12.0	
MISSOURI	2/2/17	*	25	4-12	.333	1-5	.200	0-0	.000	5	6	11	5.7	3	1	1	1	0	9	11.8	
KENTUCKY	2/4/17	*	36	5-7	.714	3-4	.750	3-5	.600	3	6	9	5.9	1	0	2	2	0	16	12.0	
at Georgia	2/7/17	*	16	2-5	.400	1-3	.333	1-2	.500	0	2	2	5.7	2	0	0	0	0	6	11.8	
TEXAS A&M	2/11/17	*	23	2-9	.222	0-2	.000	0-0	.000	1	2	3	5.6	1	1	0	0	2	4	11.4	
at Auburn	2/14/17	*	23	5-10	.500	3-5	.600	1-2	.500	2	4	6	5.6	4	1	1	0	2	14	11.5	
Totals			26	643	105-215	.488	30-77	.390	60-78	.769	47	99	146	5.6	60	17	27	17	24	300	11.5

Games played: 26
 Minutes/game: 24.7
 Points/game: 11.5
 FG Pct: 48.8
 3FG Pct: 39.0
 FT Pct: 76.9

Rebounds/game: 5.6
 Assists/game: 0.7
 Turnovers/game: 1.0
 Assist/turnover ratio: 0.6
 Steals/game: 0.9
 Blocks/game: 0.7

Robinson Game Highs

Points	
2016-17/Career	24, at LSU (1/25/17)
Rebounds	
2016-17	11, vs. Missouri (2/2/17)
Career	13, vs. Richmond (12/1/15)
Field Goals	
2016-17/Career	9, at LSU (1/25/17)
Field Goal Attempts	
2016-17/Career	15, at LSU (1/25/17)
3-Point Field Goals	
2016-17/Career	5, at LSU (1/25/17)
3-Point Attempts	
2016-17/Career	8, at LSU (1/25/17)
Free Throws	
2016-17/Career	6, vs. Gonzaga (11/25/16)
Free Throw Attempts	
2016-17/Career	7, 2x, last at Arkansas (12/29/16)
Assists	
2016-17	2, 4x, last at LSU (1/25/17)
Career	3, 4x, last at Ohio State (3/20/16)
Steals	
2016-17	3, vs. FGCU (11/11/16)
Career	4, at LSU (2/27/16)
Blocked Shots	
2016-17	3, 2x, last at Arkansas (12/29/16)
Career	3, 3x, last at Arkansas (12/29/16)
Minutes Played	
2016-17	36, vs. Kentucky (2/4/17)
Career	40, at South Carolina (2/20/16)

Robinson vs. Mississippi State (11.5 ppg, 3.5 rpg)

Opponent	Date	GS	Min	FG	FGA	Pct	3FG	FGA	Pct	FT	FTA	Pct	Off	Def	Tot	PF	FO	A	TO	Blk	Stl	Pts
MISSISSIPPI STATE	1/10/15	*	22	5	9	.556	1	3	.333	1	1	1.000	0	2	2	0	0	2	0	0	2	12
MISSISSIPPI STATE	1/19/16		19	4	6	.667	2	2	1.000	1	2	.500	3	2	5	1	0	1	1	0	0	11
Totals	2 Games	1	41	9	15	.600	3	5	.600	2	3	.667	3	4	7	1	0	3	1	0	3	23

#25 KEITH STONE

FRESHMAN (R) | F | 6-8 | 240 | DEERFIELD BEACH, FLA. | ZION LUTHERAN



Overview

- Strong wing player with the size and strength to compete on the interior.
- Rated a four-star prospect by ESPN and a three-star by Rivals.
- ESPN.com bottom line: "Stone is a combination forward that is a tough cover. He can make plays from almost anywhere inside the arc. Stone is just scratching the surface of how good he can become. When Stone is locked in and competing he has a high major game to go along with his terrific scoring package."

2016-17 Highlights

- Scored a career-high 17 points in the overtime win vs. Georgia, including a critical 3-pointer early in the extra session that put the Gators ahead for good.
- Broke out in a major way in the win against Miami, coming off the bench for 15 points and eight rebounds.
- Led the Gators with 14 points in the road win at Alabama, including a 3-for-3 night beyond the arc.

Season	gp-gs	min/avg	Total		3-Point		F-Throws		Rebounds					Scoring						
			fg-fga	pct	fg-fga	pct	ft-fa	pct	off	def	tot	avg	pf	fo	ast	to	blk	stl	pts	avg
2016-17	24-0	312/13.0	30-76	.395	12-35	.343	19-29	.655	21	31	52	2.2	33	1	13	13	7	9	91	3.8
TOTAL	24-0	312/13.0	30-76	.395	12-35	.343	19-29	.655	21	31	52	2.2	33	1	13	13	7	9	91	3.8

Opponent	Date	gs	min	Total		3-Pointers		Free throws		Rebounds					pts	avg				
				fg-fga	pct	3fg-fga	pct	ft-fa	pct	off	def	tot	avg	pf			a	t/o	blk	stl
vs FGCU	11/11/16	8	0-3	.000	0-1	.000	0-0	.000	1	1	2	2.0	1	0	1	1	0	0	0	0.0
vs Mercer	11/13/16	11	0-3	.000	0-1	.000	2-2	1.000	1	2	3	2.5	1	3	1	0	0	2	1.0	
vs St. Bonaventure	11/17/16	2	0-1	.000	0-0	.000	0-0	.000	0	0	0	1.7	0	0	0	0	0	0	0.7	
vs Belmont	11/21/16	16	2-4	.500	0-1	.000	0-0	.000	0	1	1	1.5	1	2	0	1	0	4	1.5	
vs Seton Hall	11/24/16	6	0-2	.000	0-2	.000	0-0	.000	0	0	0	1.2	1	0	0	0	0	0	1.2	
vs Gonzaga	11/25/16	4	0-2	.000	0-1	.000	0-0	.000	0	0	0	1.0	0	0	1	0	0	0	1.0	
vs Miami	11/27/16	25	5-8	.625	2-2	1.000	3-4	.750	4	4	8	2.0	1	0	1	1	1	15	3.0	
at North Florida	12/1/16	17	2-2	1.000	1-1	1.000	3-4	.750	1	0	1	1.9	1	1	2	0	0	8	3.6	
vs Duke	12/6/16	12	1-5	.200	1-2	.500	0-0	.000	0	1	1	1.8	1	0	1	0	1	3	3.6	
at Florida State	12/11/16	17	1-2	.500	0-1	.000	0-0	.000	1	2	3	1.9	2	0	0	0	0	2	3.4	
vs Charlotte	12/17/16	19	4-5	.800	0-0	.000	2-2	1.000	2	2	4	2.1	1	0	1	2	0	10	4.0	
LITTLE ROCK	12/21/16	18	2-2	1.000	1-1	1.000	0-0	.000	0	2	2	2.1	2	0	2	0	1	5	4.1	
at Arkansas	12/29/16	10	2-3	.667	1-2	.500	0-0	.000	0	0	0	1.9	0	0	0	0	0	5	4.2	
OLE MISS	1/3/17	7	0-1	.000	0-1	.000	0-0	.000	1	0	1	1.9	1	1	0	0	0	0	3.9	
TENNESSEE	1/7/17	13	2-6	.333	0-2	.000	1-2	.500	1	0	1	1.8	1	1	0	0	0	5	3.9	
at Alabama	1/10/17	16	4-6	.667	3-3	1.000	3-5	.600	1	1	2	1.8	3	2	0	0	1	14	4.6	
GEORGIA	1/14/17	28	5-6	.833	3-4	.750	4-5	.800	0	2	2	1.8	2	1	1	1	3	17	5.3	
at South Carolina	1/18/17	23	0-3	.000	0-3	.000	1-5	.200	1	5	6	2.1	4	0	0	0	1	1	5.1	
VANDERBILT	1/21/17	7	0-2	.000	0-2	.000	0-0	.000	0	0	0	1.9	1	0	0	0	0	0	4.8	
at LSU	1/25/17	17	0-3	.000	0-2	.000	0-0	.000	4	1	5	2.1	4	1	1	0	1	0	4.6	
at Oklahoma	1/28/17	7	0-1	.000	0-1	.000	0-0	.000	0	3	3	2.1	0	0	0	0	1	0	4.3	
MISSOURI	2/2/17	dnp	-	-	-	-	-	-	-	-	-	-	-	-	-	-	-	-	-	
KENTUCKY	2/4/17	dnp	-	-	-	-	-	-	-	-	-	-	-	-	-	-	-	-	-	
at Georgia	2/7/17	15	0-4	.000	0-1	.000	0-0	.000	3	2	5	2.3	0	1	0	0	0	0	4.1	
TEXAS A&M	2/11/17	8	0-2	.000	0-1	.000	0-0	.000	0	2	2	2.3	0	0	1	0	0	0	4.0	
at Auburn	2/14/17	6	0-0	.000	0-0	.000	0-0	.000	0	0	0	2.2	5	0	0	0	0	0	3.8	
Totals		0	312	30-76	.395	12-35	.343	19-29	.655	21	31	52	2.2	33	13	13	7	9	91	3.8

Games played: 24
 Minutes/game: 13.0
 Points/game: 3.8
 FG Pct: 39.5
 3FG Pct: 34.3
 FT Pct: 65.5

Rebounds/game: 2.2
 Assists/game: 0.5
 Turnovers/game: 0.5
 Assist/turnover ratio: 1.0
 Steals/game: 0.4
 Blocks/game: 0.3

Stone Game Highs

Points	2016-17/Career 17, vs. Georgia (1/14/17)
Rebounds	2016-17/Career 8, vs. Miami (11/27/16)
Field Goals	2016-17/Career 5, 2x, last vs. Georgia (1/14/17)
Field Goal Attempts	2016-17/Career 8, vs. Miami (11/27/16)
3-Point Field Goals	2016-17/Career 3, 2x, last vs. Georgia (1/14/17)
3-Point FG Attempts	2016-17/Career 4, vs. Georgia (1/14/17)
Free Throws	2016-17/Career 4, vs. Georgia (1/14/17)
Free Throw Attempts	2016-17/Career 5, 3x, last at So. Carolina (1/18/17)
Assists	2016-17/Career 3, vs. Mercer (11/13/16)
Steals	2016-17/Career 3, vs. Georgia (1/14/17)
Blocked Shots	2016-17/Career 2, vs. Charlotte (12/17/16)
Minutes Played	2016-17/Career 28, vs. Georgia (1/14/17)

NOT COMPETING IN 2016-17

#21 DONTAY BASSETT

FRESHMAN | F | 6-9 | 222 | OAKLAND, CALIF. | OLDSMAR CHRISTIAN

Overview

- Power forward with the ability to face up and handle the ball.
- Rated a three-star prospect by ESPN, Rivals and Scout.

2016-17 Highlights

- Projects as a power forward with good size and strength.
- Diagnosed with a stress fracture in his right foot in October and will red-shirt while recovering.



#3 JALEN HUDSON

JUNIOR | G | 6-6 | 190 | RICHMOND, VA. | VIRGINIA TECH

Overview

- Played 67 games at Virginia Tech with 27 starts, averaging 7.7 points over two seasons in Blacksburg.
- Shot .432 out of the backcourt and went .500 or better from the field in 29 games at VT.
- Brings good length to the perimeter.

2016-17 Highlights

- Gives the Gators a talented and experienced player with outstanding scoring ability waiting in the wings while sitting out due to transfer rules.



Season	gp-gs	min/avg	Total		3-Point		F-Throws		Rebounds				Scoring							
			fg-fga	pct	fg-fga	pct	ft-fa	pct	off	def	tot	avg	pf	fo	ast	to	blk	stl	pts	avg
2014-15*	32-3	535/16.7	80-167	.479	15-53	.283	47-73	.644	23	40	63	2.0	58	2	37	51	10	17	222	6.9
2015-16*	35-24	700/20.0	99-247	.401	28-81	.346	67-100	.670	59	79	138	3.9	67	2	21	49	5	21	293	8.4
All*	67-27	1235/18.4	179-414	.432	43-134	.321	114-173	.659	82	119	201	3.0	125	4	58	100	15	38	515	7.7

2016-17 BOX SCORES

Official Basketball Box Score -- Game Totals -- Final Statistics FGCU vs Florida 11/11/16 7:30 p.m. at Veterans Mem. Arena - Jacksonville, Fla.

FGCU 59 • 0-1

#	Player	Total			3-Ptr			Rebounds			PF	TP	A	TO	Blk	Stl	Min
		FG-FGA	FG-FGA	FT-FTA	FG-FGA	FG-FGA	FT-FTA	Off	Def	Tot							
13	SCOTT Jr, JaySean	f	1-3	1-3	2-2	1	3	4	3	5	1	1	0	0	21		
21	MORANT, Demetris	f	1-3	0-0	1-2	3	6	9	1	3	1	1	1	0	32		
00	GOODWIN, Brandon	g	6-12	2-3	0-1	2	2	4	3	14	0	3	0	0	27		
05	JOHNSON, Zach	g	2-10	0-4	2-6	1	0	1	3	6	2	3	0	0	25		
11	TERRELL, Christian	g	4-11	1-4	0-0	1	1	2	1	9	1	5	0	0	33		
01	REID, Reggie	g	2-7	1-2	0-0	0	1	1	1	5	2	2	0	0	13		
03	TUCKER, Rayjon	g	4-6	2-3	0-0	0	3	3	10	1	3	0	0	0	21		
10	MICKLE, Kevin	g	0-0	0-0	0-0	1	1	2	3	0	0	0	0	0	12		
23	CARLYLE, Christian	g	0-1	0-0	0-0	0	1	1	0	0	0	0	0	0	4		
32	SIMMONS, Antravious	g	3-6	1-1	0-0	2	2	4	4	7	0	1	1	0	12		
Team						3	4	7									
Totals			23-59	8-20	5-11	14	24	38	22	59	8	19	2	1	200		
FG % 1st Half: 15-34		44.1%	2nd half: 8-25		32.0%	Game: 23-59		39.0%	Deadball Rebounds								
3FG % 1st Half: 5-12		41.7%	2nd half: 3-8		37.5%	Game: 8-20		40.0%									
FT % 1st Half: 0-0		0.0%	2nd half: 5-11		45.5%	Game: 5-11		45.5%									

Florida 80 • 1-0

#	Player	Total			3-Ptr			Rebounds			PF	TP	A	TO	Blk	Stl	Min
		FG-FGA	FG-FGA	FT-FTA	FG-FGA	FG-FGA	FT-FTA	Off	Def	Tot							
01	Robinson, Devin	f	4-7	2-2	4-4	2	4	6	2	14	0	1	2	3	24		
23	Leon, Justin	f	3-8	2-3	0-0	0	3	3	8	0	1	0	1	1	19		
15	Egbunu, John	c	6-11	0-0	1-2	5	3	8	2	13	0	1	1	0	24		
00	Hill, Kasey	g	4-5	0-0	3-4	0	3	3	11	4	1	0	2	30			
05	Allen, KeVaughn	g	2-8	0-3	2-2	1	1	2	1	6	2	1	0	2	29		
02	Hester, Eric	g	0-1	0-1	0-0	0	1	1	0	0	0	0	0	1	2		
11	Chiozza, Chris	g	2-5	0-2	2-3	1	1	2	3	6	4	0	0	3	21		
12	Gak, Gorjok	g	0-0	0-0	0-0	0	0	0	0	0	0	0	0	0	3		
13	Hayes, Kevarrius	g	2-2	0-0	5-5	1	4	5	2	9	1	1	5	0	14		
24	Barry, Canyon	g	5-12	0-3	3-6	3	3	6	0	13	0	0	0	1	24		
25	Stone, Keith	g	0-3	0-1	0-0	1	1	2	1	0	0	1	1	0	8		
32	Rimmer, Schuyler	g	0-0	0-0	0-0	0	0	0	1	0	0	0	0	0	2		
Team						1	2	3									
Totals			28-62	4-15	20-26	15	26	41	16	80	11	7	9	13	200		
FG % 1st Half: 14-33		42.4%	2nd half: 14-29		48.3%	Game: 28-62		45.2%	Deadball Rebounds								
3FG % 1st Half: 3-8		37.5%	2nd half: 1-7		14.3%	Game: 4-15		26.7%									
FT % 1st Half: 9-13		69.2%	2nd half: 11-13		84.6%	Game: 20-26		76.9%									

Officials: Pat Adams, Bruce Benedict, Nate Green
Technical fouls: FGCU-None. Florida-None.
Attendance: 5212

Score by periods	1st	2nd	Total
FGCU	35	24	59
Florida	40	40	80

Last FG - FGCU 2nd-06:58, UF 2nd-01:34.
Largest lead - FGCU by 5 1st-07:57, UF by 22 2nd-01:34.
FGCU led for 10:35, UF led for 24:47. Game was tied for 04:16.

Score tied - 6 times.
Lead changed - 9 times.

Official Basketball Box Score -- Game Totals -- Final Statistics Mercer vs Florida 11/13/16 8 p.m. at Veterans Mem. Arena - Jacksonville, Fla.

Mercer 54 • 1-1

#	Player	Total			3-Ptr			Rebounds			PF	TP	A	TO	Blk	Stl	Min
		FG-FGA	FG-FGA	FT-FTA	FG-FGA	FG-FGA	FT-FTA	Off	Def	Tot							
00	Desmond Ringer	f	1-1	0-0	0-1	0	0	3	5	2	0	2	2	0	17		
15	Stephon Jelks	f	2-4	1-3	0-0	0	1	1	2	5	0	2	1	0	19		
05	Jordan Strawberry	g	1-3	0-0	2-3	2	1	3	1	4	2	4	0	0	21		
10	Ria'n Holland	g	8-16	5-10	0-0	0	4	4	4	21	1	3	0	1	32		
23	Demetre Rivers	g	1-4	0-2	0-0	0	1	1	5	2	2	2	0	0	16		
01	Cory Kilby	g	1-3	0-2	0-0	1	2	3	2	2	0	1	0	1	18		
13	Ryan Johnson	g	3-6	1-2	0-0	1	6	7	1	7	1	0	0	0	18		
20	Darius Roy	g	0-3	0-0	2-4	2	3	5	1	2	1	0	0	2	12		
24	Ross Cummings	g	1-3	0-0	0-0	2	1	3	2	2	1	0	0	2	12		
25	Rashad Lewis	g	0-2	0-0	1-2	0	0	0	2	1	0	2	0	1	12		
44	JJ N'Ganga	g	0-3	0-0	1-2	0	0	0	1	0	0	0	0	1	13		
55	Andrew Fishler	g	1-3	0-0	3-5	1	0	1	4	5	0	0	1	0	10		
Team						1	0	1									
Totals			19-51	7-19	9-17	10	22	32	31	54	9	17	4	6	200		
FG % 1st Half: 6-18		33.3%	2nd half: 13-33		39.4%	Game: 19-51		37.3%	Deadball Rebounds								
3FG % 1st Half: 0-6		0.0%	2nd half: 7-13		53.8%	Game: 7-19		36.8%									
FT % 1st Half: 2-4		50.0%	2nd half: 7-13		53.8%	Game: 9-17		52.9%									

Florida 76 • 2-0

#	Player	Total			3-Ptr			Rebounds			PF	TP	A	TO	Blk	Stl	Min
		FG-FGA	FG-FGA	FT-FTA	FG-FGA	FG-FGA	FT-FTA	Off	Def	Tot							
01	Robinson, Devin	f	4-9	1-3	3-3	4	5	9	2	12	1	2	0	1	32		
23	Leon, Justin	f	6-10	3-5	2-2	3	2	5	1	17	1	1	0	1	24		
15	Egbunu, John	c	2-4	0-0	2-2	4	4	8	3	6	0	1	2	1	22		
00	Hill, Kasey	g	1-6	0-4	4-6	0	3	3	2	6	2	2	0	0	26		
05	Allen, KeVaughn	g	3-12	2-8	5-5	1	2	3	1	13	5	4	2	2	26		
02	Hester, Eric	g	0-1	0-1	1-2	0	0	0	1	0	0	0	0	0	3		
11	Chiozza, Chris	g	1-4	1-2	1-2	0	1	1	3	4	2	0	0	0	16		
12	Gak, Gorjok	g	0-0	0-0	1-2	1	1	2	1	1	0	0	0	0	3		
13	Hayes, Kevarrius	g	2-6	0-0	0-1	2	2	4	3	4	0	1	1	0	15		
24	Barry, Canyon	g	2-5	1-1	2-2	1	3	4	0	7	0	0	0	0	20		
25	Stone, Keith	g	0-3	0-1	2-2	1	2	3	1	2	3	1	0	0	11		
32	Rimmer, Schuyler	g	1-1	0-0	1-1	0	0	0	1	3	0	1	1	0	2		
Team						3	2	5									
Totals			22-61	8-25	24-30	20	27	47	18	76	14	13	6	6	200		
FG % 1st Half: 11-33		33.3%	2nd half: 11-28		39.3%	Game: 22-61		36.1%	Deadball Rebounds								
3FG % 1st Half: 4-14		28.6%	2nd half: 4-11		36.4%	Game: 8-25		32.0%									
FT % 1st Half: 10-12		83.3%	2nd half: 14-18		77.8%	Game: 24-30		80.0%									

Officials: Tony Greene, Lee Cassell, Will Howard
Technical fouls: Mercer-None. Florida-None.
Attendance: 3716
Mercer #23 D. Rivers fouls out at 12:07 (2)
Mercer #00 D. Ringer fouls out at 7:50 (2)

Score by periods	1st	2nd	Total
Mercer	14	40	54
Florida	36	40	76

Last FG - MER 2nd-02:56, UF 2nd-00:37.
Largest lead - MER by 2 1st-18:00, UF by 25 2nd-06:46.
MER led for 01:15, UF led for 33:41. Game was tied for 05:04.

Score tied - 3 times.
Lead changed - 3 times.

Official Basketball Box Score -- Game Totals -- Final Statistics St. Bonaventure vs Florida 11/17/16 7 p.m. at The Lakeland Center - Lakeland, Fla.

St. Bonaventure 66 • 1-1

#	Player	Total			3-Ptr			Rebounds			PF	TP	A	TO	Blk	Stl	Min
		FG-FGA	FG-FGA	FT-FTA	FG-FGA	FG-FGA	FT-FTA	Off	Def	Tot							
05	OBOKOH, Chinonso	f	0-1	0-0	0-0	0	1	1	3	0	0	1	2	0	10		
12	GREGG, Denzel	f	3-8	0-1	1-2	0	3	3	2	7	0	3	1	1	35		
01	TAOQEE, Idris	g	2-10	0-3	0-0	6	3	9	4	4	2	1	0	1	36		
02	MOBLEY, Matt	g	10-21	6-12	2-4	1	5	6	0	28	2	3	1	2	40		
10	ADAMS, Jaylen	g	7-16	3-10	3-4	1	3	4	3	20	4	6	0	2	38		
00	ANDOH, David	g	1-2	0-1	0-0	0	0	0	0	2	0	0	0	0	7		
03	COBURN, Tareq	g	0-0	0-0	0-0	0	0	0	0	0	0	0	0	0	0+		
05	GRIFFIN, LaDarren	g	0-0	0-0	0-0	1	2	3	3	0	0	0	0	0	8		
12	IKPEZE, Amadi	g	1-4	0-0	2-2	0	3	3	3	4	0	1	4	2	19		
33	AYENI, Josh	g	0-1	0-0	1-2	2	0	2	5	1	0	2	0	0	7		
Team						4	1	5									
Totals			24-63	9-27	9-14	15	21	36									

2016-17 BOX SCORES

Official Basketball Box Score -- Game Totals -- Final Statistics Seton Hall vs Florida 11/24/16 8:30 pm ET at Lake Buena Vista, Fla. (HP Field House)

Seton Hall 76 • 3-1

#	Player	Total			3-Ptr			Rebounds			PF	TP	A	TO	Blk	Stl	Min
		FG-FGA	FG-FGA	FT-FTA	FG-FGA	FG-FGA	FT-FTA	Off	Def	Tot							
14	SANOGO, Ismael	f	0-2	0-0	2-2	4	5	9	2	2	1	0	0	1	27		
20	RODRIGUEZ, Desi	f	5-12	0-1	2-2	3	6	9	4	12	1	3	0	1	29		
31	DELGADO, Angel	f	5-13	0-0	3-4	1	2	3	4	13	0	4	0	1	24		
00	CARRINGTON, Khadeen	g	10-16	2-4	6-9	1	2	3	5	28	1	2	0	0	34		
30	JONES, Madison	g	0-3	0-1	0-0	0	2	2	3	0	4	2	0	0	28		
01	NZEI, Michael	g	2-2	0-0	1-4	1	2	3	4	5	0	0	0	1	18		
13	POWELL, Myles	g	5-15	3-8	3-4	1	4	5	1	16	1	0	1	1	29		
23	CARTER, Myles	g	0-0	0-0	0-0	1	2	3	2	0	0	0	0	0	5		
33	SINGH, Veer	g	0-0	0-0	0-0	0	0	0	1	0	0	0	0	0	6		
Team						3	0	3									
Totals			27-63	5-14	17-25	15	25	40	26	76	8	12	1	5	200		

FG % 1st Half:	15-27	55.6%	2nd half:	12-36	33.3%	Game:	27-63	42.9%	Deadball Rebounds:	3
3FG % 1st Half:	2-6	33.3%	2nd half:	3-8	37.5%	Game:	5-14	35.7%		
FT % 1st Half:	8-11	72.7%	2nd half:	9-14	64.3%	Game:	17-25	68.0%		

Florida 81 • 5-0

#	Player	Total			3-Ptr			Rebounds			PF	TP	A	TO	Blk	Stl	Min
		FG-FGA	FG-FGA	FT-FTA	FG-FGA	FG-FGA	FT-FTA	Off	Def	Tot							
01	Robinson, Devin	f	2-2	0-0	1-1	0	3	3	5	5	1	0	0	0	11		
23	Leon, Justin	f	3-6	1-3	0-1	4	3	7	2	7	0	2	0	0	29		
15	Egbunu, John	c	2-8	0-0	4-8	4	6	10	3	8	0	1	4	1	27		
00	Hill, Kasey	g	3-6	0-1	0-0	1	1	2	5	6	2	5	1	0	23		
05	Allen, KeVaughn	g	7-14	3-8	4-4	0	6	6	1	21	1	2	1	1	35		
11	Chiozza, Chris	g	3-6	2-3	6-8	1	0	1	5	14	2	1	0	0	22		
12	Gak, Gorjok	g	0-1	0-0	0-0	0	0	0	0	0	0	0	0	0	4		
13	Hayes, Kevarrius	g	0-0	0-0	0-0	0	0	0	3	0	0	0	1	1	10		
24	Barry, Canyon	g	6-13	2-7	6-7	1	5	6	0	20	2	1	0	1	33		
25	Stone, Keith	g	0-2	0-2	0-0	0	0	0	1	0	0	0	0	0	6		
Team						1	2	3									
Totals			26-58	8-24	21-29	12	26	38	25	81	8	12	7	4	200		

FG % 1st Half:	14-36	38.9%	2nd half:	12-22	54.5%	Game:	26-58	44.8%	Deadball Rebounds:	3
3FG % 1st Half:	6-18	33.3%	2nd half:	2-6	33.3%	Game:	8-24	33.3%		
FT % 1st Half:	5-7	71.4%	2nd half:	16-22	72.7%	Game:	21-29	72.4%		

Officials: James Breeding, Zelton Steed, Tim Nestor
 Technical fouls: Seton Hall-None, Florida-None.
 Attendance: 1949
 Advocare Invitational Game Four

Score by periods	1st	2nd	Total
Seton Hall	40	36	76
Florida	39	42	81

Last FG - SHU 2nd-00:33, UF 2nd-01:00.
 Largest lead - SHU by 6 2nd-17:20, UF by 8 2nd-05:20.
 SHU led for 09:34, UF led for 25:41. Game was tied for 04:40.

Points	In	Off	2nd	Fast	Bench
SHU	34	23	15	6	21
UF	24	16	12	4	34

Score tied - 8 times.
 Lead changed - 12 times.

Official Basketball Box Score -- Game Totals -- Final Statistics Gonzaga vs Florida 11/25/16 9:30 pm ET at Lake Buena Vista, Fla. (HP Field House)

Gonzaga 77 • 5-0

#	Player	Total			3-Ptr			Rebounds			PF	TP	A	TO	Blk	Stl	Min
		FG-FGA	FG-FGA	FT-FTA	FG-FGA	FG-FGA	FT-FTA	Off	Def	Tot							
03	WILLIAMS, Johnathan	f	8-9	0-0	0-0	3	1	4	1	16	3	3	1	1	33		
24	KARNOWSKI, Przemek	c	3-7	0-0	0-1	2	3	5	5	6	2	0	1	1	19		
04	MATHEWS, Jordan	g	1-6	1-3	1-2	2	2	4	1	4	0	1	0	0	22		
05	WILLIAMS-GOSS, Nigel	g	5-12	1-3	3-4	0	5	5	5	14	3	4	0	1	33		
10	PERKINS, Josh	g	6-9	2-4	4-5	0	3	3	1	18	3	4	0	2	36		
03	MELSON, Silas	g	4-9	2-5	2-2	0	4	4	3	12	0	1	0	0	28		
32	COLLINS, Zach	g	2-5	0-0	0-0	1	2	3	3	4	0	2	1	1	15		
23	TILLIE, Killian	g	1-1	1-1	0-0	2	4	6	5	3	1	1	0	0	14		
Team						2	2	4									
Totals			30-58	7-16	10-14	12	26	38	24	77	12	16	3	6	200		

FG % 1st Half:	13-30	43.3%	2nd half:	17-28	60.7%	Game:	30-58	51.7%	Deadball Rebounds:	2
3FG % 1st Half:	2-7	28.6%	2nd half:	5-9	55.6%	Game:	7-16	43.8%		
FT % 1st Half:	4-5	80.0%	2nd half:	6-9	66.7%	Game:	10-14	71.4%		

Florida 72 • 5-1

#	Player	Total			3-Ptr			Rebounds			PF	TP	A	TO	Blk	Stl	Min
		FG-FGA	FG-FGA	FT-FTA	FG-FGA	FG-FGA	FT-FTA	Off	Def	Tot							
01	Robinson, Devin	f	6-13	0-3	6-6	1	4	5	0	18	0	0	1	1	34		
23	Leon, Justin	f	2-4	1-3	0-0	3	1	4	2	5	0	0	0	0	20		
15	Egbunu, John	c	4-8	0-0	4-5	3	4	7	1	12	0	0	4	0	28		
00	Hill, Kasey	g	1-4	0-0	6-6	1	3	4	3	8	7	2	1	2	32		
05	Allen, KeVaughn	g	7-17	1-7	0-0	1	0	1	4	15	0	2	0	0	27		
11	Chiozza, Chris	g	0-5	0-2	0-0	1	2	3	0	0	1	0	0	1	17		
13	Hayes, Kevarrius	g	1-3	0-0	0-1	1	1	2	3	2	0	1	0	1	12		
24	Barry, Canyon	g	3-9	0-3	6-6	3	2	5	1	12	1	2	0	2	26		
25	Stone, Keith	g	0-2	0-1	0-0	0	0	0	0	0	0	1	0	0	4		
Team						2	1	3									
Totals			24-65	2-19	22-24	16	18	34	17	72	9	8	6	7	200		

FG % 1st Half:	13-33	39.4%	2nd half:	11-32	34.4%	Game:	24-65	36.9%	Deadball Rebounds:	1
3FG % 1st Half:	1-8	12.5%	2nd half:	1-11	9.1%	Game:	2-19	10.5%		
FT % 1st Half:	10-11	90.9%	2nd half:	12-13	92.3%	Game:	22-24	91.7%		

Officials: Karl Hess, Raymie Styons, Olandis Poole
 Technical fouls: Gonzaga-None, Florida-None.
 Attendance: 2941
 Advocare Invitational Game Eight

Score by periods	1st	2nd	Total
Gonzaga	32	45	77
Florida	37	35	72

Last FG - GON 2nd-01:09, UF 2nd-00:31.
 Largest lead - GON by 9 2nd-05:34, UF by 11 1st-04:22.
 GON led for 08:46, UF led for 27:28. Game was tied for 03:46.

Score tied - 6 times.
 Lead changed - 1 time.

Points	In	Off	2nd	Fast	Bench
GON	36	3	9	4	19
UF	26	13	18	2	14

Official Basketball Box Score -- Game Totals -- Final Statistics Florida vs North Florida 12/1/16 7:00 PM at UNF Arena | Jacksonville, Fla.

Florida 91 • 7-1

#	Player	Total			3-Ptr			Rebounds			PF	TP	A	TO	Blk	Stl	Min
		FG-FGA	FG-FGA	FT-FTA	FG-FGA	FG-FGA	FT-FTA	Off	Def	Tot							
01	Robinson, Devin	f	3-7	0-2	4-7	1	5	6	0	10	0	2	0	0	21		
23	Leon, Justin	f	3-6	3-5	4-4	1	0	1	1	13	0	0	0	0	17		
15	Egbunu, John	c	3-5	0-0	1-2	1	4	5	4	7	0	1	3	0	22		
00	Hill, Kasey	g	2-5	0-1	1-1	0	2	2	2	5	5	4	0	2	20		
05	Allen, KeVaughn	g	2-2	0-0	1-2	0	2	2	1	5	1	0	0	3	24		
02	Hester, Eric	g	1-1	1-1	0-0	0	0	0	0	2	3	1	0	0	11		
11	Chiozza, Chris	g	5-8	3-5	3-3	0	4	4	3	16	9	1	0	3	26		
12	Gak, Gorjok	g	2-2	0-0	0-0	0	2	2	2	4	0	0	0	0	4		
13	Hayes, Kevarrius	g	3-4	0-0	2-3	2	1	3	2	8	0	0	0	0	14		
24	Barry, Canyon	g	5-11	1-4	1-2	1	3	4	0	12	2	2	0	0	21		
25	Stone, Keith	g	2-2	1-1	3-4	1	0	1	1	8	1	2	0	0	17		
32	Rimmer, Schuyler	g	0-0	0-0	0-0	0	1	1	0	0	0	0	0	0	3		
Team						0	1	1									
Totals			31-53	9-19	20-28	7	25	32	18	91	17	12	3	8	200		

FG % 1st Half:	15-30	50.0%	2nd half:	16-23	69.6%	Game:	31-53	58.5%	Deadball Rebounds:	4
3FG % 1st Half:	4-13	30.8%	2nd half:	5-6	83.3%	Game:	9-19	47.4%		
FT % 1st Half:	11-16	68.8%	2nd half:	9-12	75.0%	Game:	20-28			

2016-17 BOX SCORES

Official Basketball Box Score -- Game Totals -- Final Statistics Florida vs Duke 12/16/16 9:30pm at Madison Square Garden, New York, NY

Florida 74 • 7-2

#	Player	Total			3-Ptr			Rebounds			PF	TP	A	TO	Blk	Stl	Min
		FG-FGA	FG-FGA	FT-FTA	FG-FGA	FG-FGA	FT-FTA	Off	Def	Tot							
01	Robinson, Devin	f	3-7	1-1	4-4	2	2	4	3	11	1	0	1	2	31		
23	Leon, Justin	f	3-4	1-2	0-0	1	2	3	3	7	1	0	0	0	23		
15	Egbunu, John	c	2-10	0-0	5-10	7	5	12	2	9	0	3	3	0	29		
00	Hill, Kasey	g	4-11	0-0	5-7	2	5	7	4	13	6	2	1	0	34		
05	Allen, KeVaughn	g	8-13	3-5	2-2	0	0	0	2	21	0	2	0	0	32		
11	Chiozza, Chris	g	1-1	0-0	0-0	0	1	1	1	2	1	3	0	0	9		
13	Hayes, Kevarrius	g	1-1	0-0	0-0	1	1	2	1	2	1	2	1	1	11		
24	Barry, Canyon	g	3-9	0-1	0-0	0	1	1	0	6	1	1	1	2	19		
25	Stone, Keith	g	1-5	1-2	0-0	0	1	1	1	3	0	1	0	1	12		
Team						0	1	1									
Totals			26-61	6-11	16-23	13	19	32	17	74	10	13	8	6	200		

FG % 1st Half:	11-25	44.0%	2nd half:	15-36	41.7%	Game:	26-61	42.6%	Deadball Rebounds	4
3FG % 1st Half:	1-3	33.3%	2nd half:	5-8	62.5%	Game:	6-11	54.5%		
FT % 1st Half:	8-11	72.7%	2nd half:	8-12	66.7%	Game:	16-23	69.6%		

Duke 84 • 9-1

#	Player	Total			3-Ptr			Rebounds			PF	TP	A	TO	Blk	Stl	Min
		FG-FGA	FG-FGA	FT-FTA	FG-FGA	FG-FGA	FT-FTA	Off	Def	Tot							
21	JEFFERSON,AMILE	f	11-14	0-0	2-2	5	10	15	2	24	2	2	4	1	39		
03	ALLEN,GRAYSON	g	2-10	1-5	1-2	0	2	2	2	6	8	2	0	1	35		
05	KENNARD,LUKE	g	11-16	5-7	2-2	1	0	1	3	29	3	3	0	2	38		
13	JONES,MATT	g	0-4	0-2	0-0	1	2	3	3	0	1	1	1	1	36		
00	JACKSON,FRANK	g	1-5	1-3	0-0	0	0	0	2	3	0	1	0	1	20		
00	TATUM,JAYSON	g	7-12	0-0	8-8	0	8	8	3	22	2	2	1	2	29		
02	JETER,CHASE	g	0-0	0-0	0-0	0	0	0	1	0	0	1	0	1			
20	BOLDEN,MARQUES	g	0-0	0-0	0-0	0	0	0	2	0	0	0	0	2			
Team						3	3	6									
Totals			32-61	7-17	13-14	10	25	35	18	84	16	13	6	8	200		

FG % 1st Half:	18-38	47.4%	2nd half:	14-23	60.9%	Game:	32-61	52.5%	Deadball Rebounds	1
3FG % 1st Half:	2-8	25.0%	2nd half:	5-9	55.6%	Game:	7-17	41.2%		
FT % 1st Half:	3-4	75.0%	2nd half:	10-10	100.0%	Game:	13-14	92.9%		

Officials: Roger Ayers, Mike Roberts, Mike Eades
 Technical fouls: Florida-None. Duke-JONES,MATT.
 Attendance: 15294
 2016 JIMMY V CLASSIC

Score by periods	1st	2nd	Total
Florida	31	43	74
Duke	41	43	84

Last FG - UF 2nd-02:29, DU 2nd-00:40.
 Largest lead - UF by 3 1st-10:35, DU by 14 2nd-14:30.
 UF led for 05:03. DU led for 32:04. Game was tied for 02:29.

Official Basketball Box Score -- Game Totals -- Final Statistics Florida vs Florida State 12/11/16 4:00 pm at the Tucker Center - Tallahassee, Florida

Florida 78 • 7-3

#	Player	Total			3-Ptr			Rebounds			PF	TP	A	TO	Blk	Stl	Min
		FG-FGA	FG-FGA	FT-FTA	FG-FGA	FG-FGA	FT-FTA	Off	Def	Tot							
01	Robinson, Devin	f	2-5	0-1	4-5	2	3	5	5	8	0	0	0	0	1	16	
23	Leon, Justin	f	3-3	1-1	0-2	0	1	1	7	1	0	0	1	1	21		
15	Egbunu, John	c	2-4	1-1	3-5	0	5	5	1	8	0	1	1	0	27		
00	Hill, Kasey	g	10-15	1-2	0-0	0	3	3	2	21	3	5	0	2	36		
05	Allen, KeVaughn	g	6-13	1-3	3-5	0	0	0	4	16	0	1	0	0	20		
02	Hester, Eric	g	0-0	0-0	0-0	0	0	0	0	0	0	0	0	0	2		
11	Chiozza, Chris	g	2-7	0-5	2-2	1	2	3	2	6	4	1	0	1	22		
13	Hayes, Kevarrius	g	1-3	0-0	2-4	3	4	7	3	4	0	1	0	0	13		
24	Barry, Canyon	g	2-10	0-2	2-2	0	2	3	6	1	0	1	0	1	26		
25	Stone, Keith	g	1-2	0-1	0-0	1	2	3	2	2	0	0	0	0	17		
Team						2	2	4	1								
Totals			29-62	4-16	16-25	9	24	33	24	78	9	9	2	5	200		

FG % 1st Half:	11-24	45.8%	2nd half:	18-38	47.4%	Game:	29-62	46.8%	Deadball Rebounds	2.1
3FG % 1st Half:	2-8	25.0%	2nd half:	2-8	25.0%	Game:	4-16	25.0%		
FT % 1st Half:	10-16	62.5%	2nd half:	6-9	66.7%	Game:	16-25	64.0%		

Florida State 83 • 10-1

#	Player	Total			3-Ptr			Rebounds			PF	TP	A	TO	Blk	Stl	Min
		FG-FGA	FG-FGA	FT-FTA	FG-FGA	FG-FGA	FT-FTA	Off	Def	Tot							
01	Isaac, Jonathan	f	1-4	1-3	6-6	1	5	6	2	9	0	2	0	0	19		
00	Ojo, Michael	c	1-4	0-0	6-6	4	3	7	3	8	1	0	1	0	16		
04	Bacon, Dwayne	g	9-18	0-4	6-7	1	2	3	1	24	2	2	0	1	31		
14	Mann, Terance	g	6-10	0-0	4-8	2	8	10	1	16	2	3	0	1	31		
22	Rathan-Mayes, Xavier	g	3-6	1-2	0-1	0	3	3	1	7	2	3	0	0	29		
00	Cofer, Phil	g	0-0	0-0	0-0	0	0	0	0	0	0	1	1	0	4		
02	Walker, CJ	g	0-3	0-1	0-0	1	0	1	0	0	0	0	0	0	7		
03	Forrest, Trent	g	3-5	0-0	2-2	0	1	1	8	1	2	0	0	0	21		
05	Savoy, PJ	g	1-3	1-3	0-0	0	0	0	1	3	0	0	0	0	5		
11	Angola-Rodas, Braian	g	2-4	1-2	1-1	1	4	5	1	6	2	0	0	1	12		
21	Koumadje, Christ	g	0-0	0-0	0-0	0	2	2	4	0	1	2	1	1	13		
23	Smith, Jarquez	g	1-2	0-0	0-2	1	3	4	2	2	0	0	0	0	12		
Team						0	0	0									
Totals			27-59	4-15	25-33	11	31	42	17	83	10	14	4	4	200		

FG % 1st Half:	11-30	36.7%	2nd half:	16-29	55.2%	Game:	27-59	45.8%	Deadball Rebounds	4
3FG % 1st Half:	3-12	25.0%	2nd half:	1-3	33.3%	Game:	4-15	26.7%		
FT % 1st Half:	11-13	84.6%	2nd half:	14-20	70.0%	Game:	25-33	75.8%		

Officials: Michael Stephens, Bill Covington Jr, Keith Kimble
 Technical fouls: Florida-TEAM. Florida State-None.
 Attendance: 10029
 UF Head Coach assessed technical foul at 14:04:2H

Score by periods	1st	2nd	Total
Florida	34	44	78
Florida State	36	47	83

Last FG - UF 2nd-00:09, FS 2nd-01:51.
 Largest lead - UF by 5 1st-11:17, FS by 13 2nd-11:51.
 UF led for 11:15. FS led for 24:15. Game was tied for 04:30.

Official Basketball Box Score -- Game Totals -- Final Statistics Charlotte vs Florida 12/17/16 4:00 PM at BB&T Center (Sunrise, Fla.)

Charlotte 46 • 6-4

#	Player	Total			3-Ptr			Rebounds			PF	TP	A	TO	Blk	Stl	Min
		FG-FGA	FG-FGA	FT-FTA	FG-FGA	FG-FGA	FT-FTA	Off	Def	Tot							
14	WASHINGTON, JC	f	1-3	0-0	0-0	2	1	3	4	2	0	1	0	0	13		
15	VANHOOK, Anthony	f	1-4	0-0	0-0	1	1	2	3	2	1	1	0	0	16		
01	OGBUZE, Braxton	g	0-3	0-2	2-2	0	1	1	2	2	0	1	0	0	18		
02	WHITE, Andrien	g	2-8	2-5	2-3	0	0	0	1	8	0	1	0	1	16		
03	DAVIS, Jon	g	2-8	0-2	5-9	1	2	3	0	9	5	6	0	0	32		
00	GARVIN, Najee	g	1-4	0-0	0-0	0	3	3	1	2	0	2	0	0	16		
05	AJUKWA, Austin	g	3-8	1-5	5-7	0	3	3	4	12	0	3	0	4	29		
11	JACKSON, Quentin	g	2-4	0-0	0-0	0	2	2	4	1	3	0	0	0	14		
12	BERGANG, Lukas	g	0-0	0-0	0-0	0	0	0	1	0	0	0	0	0	4		
21	PRICE, Hudson	g	1-4	1-2	0-0	0	1	1	0	3	0	1	0	2	24		
25	AUBE, Reid	g	0-0	0-0	0-0	0	0	0	2	0	0	1	0	0	1		
31	GRICIUNAS, Benas	g	1-5	0-0	0-0	0	3	3	2	2	0	0	0	0	17		
Team						2	0	2									
Totals			14-51	4-16	14-21	6	17	23	22	46	7	20	0	7	200		

FG % 1st Half:	6-23	26.1%	2nd half:	8-28	28.6%	Game:	14-51	27.5%	Deadball Rebounds	6.1
3FG % 1st Half:	3-10	30.0%	2nd half:	1-6	16.7%	Game:	4-16	25.0%		
FT % 1st Half:	7-10	70.0%	2nd half:	7-11	63.6%	Game:	14-21	66.7%		

Florida 87 • 8-3

2016-17 BOX SCORES

Official Basketball Box Score -- Game Totals -- Final Statistics Florida vs Arkansas 12/29/16 8:05 p.m. at Fayetteville, Ark. (Bud Walton Arena)

Florida 81 • 10-3, 1-0 SEC

#	Player	Total			3-Ptr			Rebounds			PF	TP	A	TO	Blk	Stl	Min
		FG-FGA	FG-FGA	FT-FTA	FG-FGA	FG-FGA	FT-FTA	Off	Def	Tot							
01	Robinson, Devin	f	6-11	0-5	5-7	1	6	7	3	17	0	1	3	1	1	31	
23	Leon, Justin	f	2-5	2-4	0-0	2	2	4	0	6	0	1	1	1	25		
13	Hayes, Kevarrius	c	4-5	0-0	2-5	4	2	6	4	10	0	1	1	1	22		
00	Hill, Kasey	g	4-12	0-0	2-5	0	2	2	1	10	6	4	0	1	33		
05	Allen, KeVaughn	g	7-16	5-9	2-2	0	2	2	1	21	0	0	0	1	34		
11	Chiozza, Chris	f	2-5	1-3	0-0	0	0	0	2	5	4	0	0	0	15		
15	Egbunu, John	g	2-6	0-0	1-2	5	6	11	5	5	1	1	1	1	16		
24	Barry, Canyon	f	1-4	0-3	0-0	0	1	1	1	2	2	0	0	0	12		
25	Stone, Keith	f	2-3	1-2	0-0	0	0	0	0	5	0	0	0	0	10		
32	Rimmer, Schuyler	f	0-0	0-0	0-0	0	0	0	0	0	0	0	0	0	2		
	Team					4	0	4									
Totals			30-67	9-26	12-21	16	21	37	17	81	13	9	6	6	200		
FG % 1st Half:		17-41	41.5%	2nd half:		13-26	50.0%	Game:		30-67	44.8%	Deadball Rebounds		3.3			
3FG % 1st Half:		5-15	33.3%	2nd half:		4-11	36.4%	Game:		9-26	34.6%						
FT % 1st Half:		5-9	55.6%	2nd half:		7-12	58.3%	Game:		12-21	57.1%						

Arkansas 72 • 11-2, 0-1 SEC

#	Player	Total			3-Ptr			Rebounds			PF	TP	A	TO	Blk	Stl	Min
		FG-FGA	FG-FGA	FT-FTA	FG-FGA	FG-FGA	FT-FTA	Off	Def	Tot							
13	THOMAS,DUSTIN	f	1-4	0-0	0-0	0	2	2	3	2	2	2	0	0	12		
33	KINGSLEY,MOSE	f	5-15	0-0	3-6	5	9	14	3	13	1	3	4	0	32		
03	HANNAHS,DUSTY	g	4-9	2-6	1-1	0	2	2	1	11	0	2	1	1	27		
04	MACON,DARYL	g	7-10	3-5	5-6	0	4	4	2	22	1	1	0	1	33		
21	WATKINS,MANUALE	g	2-5	0-0	0-0	3	3	6	2	4	2	0	0	0	23		
00	BARFORD,JAYLEN	f	1-8	0-2	0-0	2	1	3	2	2	2	1	0	0	17		
01	THOMPSON,TREY	f	0-0	0-0	0-0	0	1	1	1	0	2	0	0	0	8		
02	BAILEY,ADRIO	f	0-0	0-0	0-0	0	1	1	0	0	1	0	0	0	3		
05	COOK,ARLANDO	f	2-5	0-0	4-4	0	2	2	3	8	1	1	1	0	21		
31	BEARD,ANTON	f	3-5	1-2	3-3	0	0	0	2	10	1	2	0	2	24		
	Team					1	1	2									
Totals			25-61	6-15	16-20	11	26	37	19	72	12	13	6	4	200		
FG % 1st Half:		11-29	37.9%	2nd half:		14-32	43.8%	Game:		25-61	41.0%	Deadball Rebounds		5.1			
3FG % 1st Half:		3-7	42.9%	2nd half:		3-8	37.5%	Game:		6-15	40.0%						
FT % 1st Half:		10-11	90.9%	2nd half:		6-9	66.7%	Game:		16-20	80.0%						

Officials: Antinio Petty, Chuck Jones, Roger Ayers
Technical fouls: Florida-None. Arkansas-None.
Attendance: 20355
Estimated Actual Attendance: 16,035
Fouled out: Florida #15, Egbunu (2:53)

Score by periods	1st	2nd	Total
Florida	44	37	81
Arkansas	35	37	72

Points	In	Off	2nd	Fast	Bench
UF	34	16	18	10	17
AR	34	19	12	7	20

Last FG - UF 2nd-01:10, AR 2nd-00:10.
Largest lead - UF by 16 2nd-03:12, AR by 3 1st-14:09.
UF led for 34:13, AR led for 02:32. Game was tied for 03:15.

Score tied - 5 times.
Lead changed - 5 times.

Official Basketball Box Score -- Game Totals -- Final Statistics Ole Miss vs Florida 1/3/17 7 p.m. at Exactech Arena - Gainesville, Fla.

Ole Miss 63 • 9-5, 0-2 SEC

#	Player	Total			3-Ptr			Rebounds			PF	TP	A	TO	Blk	Stl	Min
		FG-FGA	FG-FGA	FT-FTA	FG-FGA	FG-FGA	FT-FTA	Off	Def	Tot							
05	Hymon, Marcanvis	f	2-2	0-0	0-0	1	4	5	5	4	1	4	1	1	19		
11	Saiz, Sebastian	f	7-12	1-3	0-0	2	11	13	2	15	1	1	2	1	39		
50	Furmanavicius, Justas	f	2-4	0-1	3-3	2	3	5	5	7	1	1	0	3	27		
01	Burnett, Deandre	g	6-12	2-5	4-4	0	1	1	2	18	3	5	0	1	32		
02	Neal, Cullen	g	2-7	0-4	0-0	0	2	2	0	4	2	4	0	1	23		
00	Fitzpatrick-Dorsey, D	f	0-0	0-0	0-0	1	0	1	3	0	0	0	0	0	3		
03	Davis, Terence	f	2-5	0-2	1-2	0	2	2	2	5	0	1	0	1	22		
04	Tyree, Breein	f	2-3	1-2	2-4	0	0	0	0	7	0	2	0	1	11		
14	Brooks, Rasheed	f	1-2	1-2	0-0	0	0	0	1	3	0	3	0	1	23		
32	Morris, Nate	f	0-0	0-0	0-0	0	0	0	0	0	0	0	0	0	1		
	Team					1	4	5									
Totals			24-47	5-19	10-13	7	27	34	20	63	8	21	3	10	200		
FG % 1st Half:		8-20	40.0%	2nd half:		16-27	59.3%	Game:		24-47	51.1%	Deadball Rebounds		3			
3FG % 1st Half:		0-6	0.0%	2nd half:		5-13	38.5%	Game:		5-19	26.3%						
FT % 1st Half:		5-6	83.3%	2nd half:		5-7	71.4%	Game:		10-13	76.9%						

Florida 70 • 11-3, 2-0 SEC

#	Player	Total			3-Ptr			Rebounds			PF	TP	A	TO	Blk	Stl	Min
		FG-FGA	FG-FGA	FT-FTA	FG-FGA	FG-FGA	FT-FTA	Off	Def	Tot							
01	Robinson, Devin	f	3-8	1-3	4-4	0	0	0	4	11	0	0	0	1	30		
23	Leon, Justin	f	2-8	1-5	0-0	0	1	1	2	5	0	0	0	0	18		
13	Hayes, Kevarrius	c	1-2	0-0	2-4	3	2	5	0	4	0	0	1	1	17		
00	Hill, Kasey	g	4-9	0-1	0-4	1	4	5	2	8	5	5	0	6	31		
05	Allen, KeVaughn	g	4-9	4-7	2-2	2	3	5	1	14	1	1	0	2	31		
11	Chiozza, Chris	f	0-3	0-2	1-3	0	2	2	2	1	3	1	0	0	21		
15	Egbunu, John	g	3-6	0-0	1-2	3	2	5	0	7	0	2	0	0	23		
24	Barry, Canyon	f	8-14	3-6	1-2	2	0	2	3	20	0	1	0	1	22		
25	Stone, Keith	f	0-1	0-1	0-0	1	0	1	1	0	1	0	0	0	7		
	Team					0	2	2									
Totals			25-60	9-25	11-21	12	16	28	15	70	10	10	1	11	200		
FG % 1st Half:		13-34	38.2%	2nd half:		12-26	46.2%	Game:		25-60	41.7%	Deadball Rebounds		6			
3FG % 1st Half:		3-6	37.5%	2nd half:		3-9	33.3%	Game:		9-25	36.0%						
FT % 1st Half:		8-17	47.1%	2nd half:		8-17	47.1%	Game:		11-21	52.4%						

Officials: Doug Shows, James Breeding, Brent Hampton
Technical fouls: Ole Miss-None. Florida-None.
Attendance: 10423
Ole Miss #05 Hymon at 3:21 Second Half
Ole Miss #50 Furmanavicius at 3:36

Score by periods	1st	2nd	Total
Ole Miss	21	42	63
Florida	35	35	70

Points	In	Off	2nd	Fast	Bench
OM	32	17	6	6	15
UF	24	18	16	13	28

Last FG - OM 2nd-00:20, UF 2nd-02:48.
Largest lead - OM by 1 1st-11:40, UF by 20 2nd-11:03.
OM led for 00:16, UF led for 36:23. Game was tied for 03:21.

Score tied - 1 time.
Lead changed - 2 times.

Official Basketball Box Score -- Game Totals -- Final Statistics Tennessee vs Florida 1/17/17 5:15 p.m. at Exactech Arena - Gainesville, Fla.

Tennessee 70 • 8-7, 1-2 SEC

#	Player	Total			3-Ptr			Rebounds			PF	TP	A	TO	Blk	Stl	Min
		FG-FGA	FG-FGA	FT-FTA	FG-FGA	FG-FGA	FT-FTA	Off	Def	Tot							
02	Williams, Grant	f	2-5	0-0	2-2	0	1	1	5	6	0	2	0	0	24		
11	Alexander, Kyle	f	2-2	0-0	0-0	2	2	4	3	4	0	0	0	0	25		
00	Bone, Jordan	g	3-7	0-0	0-0	1	0	1	6	2	1	0	0	18			
03	Hubbs III, Robert	g	4-11	0-2	0-0	1	3	4	2	8	2	3	0	1	37		
23	Bowden, Jordan	g	5-8	3-5	2-2	1	0	1	2	15	1	2	0	3	24		
01	Turner, Lamonte	f	2-6	0-2	0-0	0	3	3	2	4	4	2	0	2	21		
05	Schofield, Admiral	f	6-9	0-0	6-8	4	6	10	5	18	1	3	0	0	21		
12	Parker, Kwe	f	0-0	0-0	0-0	0	1	1	1	0	0	2	0	0	3		
15	Mostella, Detrick	f	3-6	3-5	0-1	0	2	2	0	9	0	4	0	0	25		
21	Evans, Lew	f	0-0	0-0	0-0	0	0	0	1	0	0	0	0	0	2		
25	Phillips, Shembari	f	0-0	0-0	0-0	0	0	0	0	0	0	0	0	0	0+		
	Team					0	4	4									
Totals			27-54	6-14	10-13	9	22	31	22	70	10	19	1	6	200		
FG																	

2016-17 BOX SCORES

Official Basketball Box Score -- Game Totals -- Final Statistics Georgia vs Florida 1/14/17 12 p.m. at Exactech Arena - Gainesville, Fla.

Georgia 76 • 11-6, 3-2 SEC

#	Player	Total			3-Ptr			Rebounds			PF	TP	A	TO	Blk	Stl	Min
		FG-FGA	FG-FGA	FT-FTA	FG-FGA	FG-FGA	FT-FTA	Off	Def	Tot							
01	Maten,Yante	f	5-6	0-0	5-6	2	2	4	5	15	1	6	0	1	1	19	
34	Ogbeide,Derek	f	2-5	0-0	2-2	2	8	10	3	6	1	2	0	1	28		
02	Harris,Jordan	f	3-10	0-2	2-2	1	3	4	5	8	1	2	0	0	36		
03	Parker,Juwan	g	6-13	1-4	4-4	0	7	7	3	17	3	2	0	0	40-		
30	Frazier,J.J.	g	10-22	3-10	2-3	2	2	4	4	25	2	2	0	4	41		
00	Jackson,William II	g	0-0	0-0	0-0	0	0	0	1	0	2	0	0	0	9		
05	Diatta,Pape	g	0-0	0-0	1-2	0	0	0	3	1	1	3	0	0	7		
13	Wilridge,E'Torriion	g	2-2	0-0	0-2	0	3	3	0	4	1	0	0	0	17		
24	Kessler,Houston	g	0-0	0-0	0-0	0	0	0	0	0	0	0	0	1	6		
25	Geno,Kenny Paul	g	0-0	0-0	0-0	0	1	1	0	0	0	0	0	0	3		
32	Edwards,Mike	g	0-0	0-0	0-0	1	2	3	3	0	1	0	0	0	19		
	Team					3	2	5									
	Totals		28-58	4-16	16-21	11	30	41	27	76	15	18	0	7	225		

FG % 1st Half: 11-24 45.8% 2nd half: 13-24 54.2% OT: 1-10 40.0% Game: 28-58 48.3% Deadball Rebounds 0
3FG % 1st Half: 1-6 16.7% 2nd half: 2-5 40.0% OT: 1-5 20.0% Game: 4-16 25.0%
FT % 1st Half: 10-12 83.3% 2nd half: 6-9 66.7% OT: 0-0 0.0% Game: 16-21 76.2%

Florida 80 • 14-3, 5-0 SEC

#	Player	Total			3-Ptr			Rebounds			PF	TP	A	TO	Blk	Stl	Min
		FG-FGA	FG-FGA	FT-FTA	FG-FGA	FG-FGA	FT-FTA	Off	Def	Tot							
01	Robinson, Devin	f	1-5	1-3	2-2	0	2	2	2	5	2	2	0	0	19		
23	Leon, Justin	f	1-5	0-2	0-0	0	1	1	3	2	0	1	0	0	13		
13	Hayes, Kevarrius	c	1-2	0-0	0-0	1	2	3	1	2	0	0	0	0	12		
00	Hill, Kasey	g	2-8	0-2	7-10	0	0	0	2	11	4	2	0	1	33		
05	Allen, KeVaughn	g	3-8	0-3	3-3	0	1	1	3	9	2	2	0	1	33		
02	Hester, Eric	g	0-0	0-0	0-0	0	0	0	0	0	0	0	0	0	3		
11	Chiozza, Chris	g	1-3	0-1	0-0	0	2	2	2	2	4	1	0	0	16		
15	Egbunu, John	g	1-4	0-0	3-7	3	8	11	2	5	0	2	2	1	30		
24	Barry, Canyon	g	7-13	5-8	8-8	1	6	7	4	27	0	2	0	0	34		
25	Stone, Keith	g	5-6	3-4	4-5	0	2	2	2	17	1	1	1	3	28		
32	Rimmer, Schuyler	g	0-1	0-0	0-0	1	0	1	1	0	0	0	0	0	4		
	Team					2	0	2									
	Totals		22-55	9-23	27-35	8	24	32	22	80	13	13	3	9	225		

FG % 1st Half: 9-24 37.5% 2nd half: 11-26 42.3% OT: 2-5 40.0% Game: 22-55 40.0% Deadball Rebounds 3
3FG % 1st Half: 5-9 55.6% 2nd half: 3-11 27.3% OT: 1-3 33.3% Game: 9-23 39.1%
FT % 1st Half: 9-12 75.0% 2nd half: 10-13 76.9% OT: 8-10 80.0% Game: 27-35 77.1%

Officials: Tony Henderson, Ron Groover, Vladimir Voyard-Tadal
Technical fouls: Georgia-Diatta,Pape, Florida-Egbunu, John.
Attendance: 10376
UGA #01 Maten fouled out at 3:52 2nd half
UGA #02 Harris fouled out at 5:8 seconds of OT

Score by periods	1st	2nd	OT	Total
Georgia	33	34	9	76
Florida	32	35	13	80

	In	Off	2nd	Fast	Bench
Points	36	11	10	12	5
UGA	24	22	2	2	51
UF					

Last FG - UGA OT-00:19, UF OT-00:31.
Largest lead - UGA by 8 2nd-16:59, UF by 4 OT-00:05.
UGA led for 35:11. UF led for 07:49. Game was tied for 02:00.

Score tied - 4 times.
Lead changed - 9 times.

Official Basketball Box Score -- Game Totals -- Final Statistics Florida vs South Carolina 1/18/17 6:30 p.m. ET at Columbia, S.C. (Colonial Life Arena)

Florida 53 • 14-4, 5-1 SEC

#	Player	Total			3-Ptr			Rebounds			PF	TP	A	TO	Blk	Stl	Min
		FG-FGA	FG-FGA	FT-FTA	FG-FGA	FG-FGA	FT-FTA	Off	Def	Tot							
01	Robinson, Devin	f	4-11	0-2	0-2	5	5	10	1	8	0	2	1	1	31		
23	Leon, Justin	f	0-4	0-2	0-0	1	2	3	4	0	1	0	0	0	11		
15	Egbunu, John	c	2-3	0-0	3-7	1	3	4	3	7	1	0	0	2	22		
00	Hill, Kasey	g	5-8	0-0	1-3	0	1	1	5	11	2	3	0	4	26		
05	Allen, KeVaughn	g	0-3	0-2	1-2	0	2	2	4	1	0	1	0	0	18		
02	Hester, Eric	g	0-0	0-0	0-0	0	0	0	0	0	0	0	0	0	1		
11	Chiozza, Chris	g	1-4	0-2	2-2	1	3	4	2	4	4	5	0	2	25		
13	Hayes, Kevarrius	g	2-3	0-0	2-2	1	1	2	1	6	0	0	1	1	15		
24	Barry, Canyon	g	4-13	0-6	5-5	0	0	0	2	13	0	2	0	0	25		
25	Stone, Keith	g	0-3	0-3	1-5	1	5	6	4	1	0	0	0	1	23		
32	Rimmer, Schuyler	g	1-2	0-0	0-0	0	0	0	1	2	0	2	1	0	3		
	Team					3	2	5									
	Totals		19-54	0-17	15-28	13	24	37	27	53	8	16	5	9	200		

FG % 1st Half: 12-31 38.7% 2nd half: 7-23 30.4% Game: 19-54 35.2% Deadball Rebounds 4.4
3FG % 1st Half: 0-8 0.0% 2nd half: 0-9 0.0% Game: 0-17 0.0%
FT % 1st Half: 4-8 50.0% 2nd half: 11-20 55.0% Game: 15-28 53.6%

South Carolina 57 • 15-3, 5-0 SEC

#	Player	Total			3-Ptr			Rebounds			PF	TP	A	TO	Blk	Stl	Min
		FG-FGA	FG-FGA	FT-FTA	FG-FGA	FG-FGA	FT-FTA	Off	Def	Tot							
20	KOTSAR, Maik	f	2-6	0-0	1-2	4	5	9	3	5	1	2	1	0	26		
31	SILVA, Chris	f	3-8	0-0	5-5	1	6	7	4	11	0	4	2	1	18		
00	THORNWELL, Sindarius	g	5-11	1-2	9-13	2	3	5	3	20	1	1	0	2	32		
10	NOTICE, Duane	g	0-2	0-2	0-0	2	2	3	0	0	1	1	2	31			
15	DOZIER, PJ	g	2-9	0-3	6-9	0	2	2	4	10	0	1	1	0	30		
04	FELDER, Rakym	g	2-11	2-5	1-2	0	5	5	4	7	3	3	0	1	22		
05	BLANTON, TeMarcus	g	0-0	0-0	0-0	0	0	0	0	0	0	0	0	0	2		
12	GUEYE, Khadim	g	0-0	0-0	0-0	0	0	0	1	0	0	0	0	0	3		
20	MCKIE, Justin	g	1-3	1-1	0-0	1	2	3	1	3	2	0	0	1	23		
24	KEITA, Sedee	g	0-1	0-0	1-3	1	3	4	5	1	1	3	1	0	13		
	Team					3	1	4									
	Totals		15-51	4-13	23-34	12	29	41	28	57	8	15	6	7	200		

FG % 1st Half: 7-30 23.3% 2nd half: 8-21 38.1% Game: 15-54 29.4% Deadball Rebounds 7.2
3FG % 1st Half: 3-10 30.0% 2nd half: 1-3 33.3% Game: 4-13 30.8%
FT % 1st Half: 4-9 44.4% 2nd half: 19-25 76.0% Game: 23-34 67.6%

Officials: Joe Lindsay, Anthony Jordan, Ted Valentine
Technical fouls: Florida-None, South Carolina-None.
Attendance: 15638

Score by periods	1st	2nd	Total
Florida	28	25	53
South Carolina	21	36	57

	In	Off	2nd	Fast	Bench
Points	38	11	7	10	26
UF	20	13	8	4	11
SC					

Last FG - UF 2nd-00:40, SC 2nd-00:22.
Largest lead - UF by 8 1st-01:47, SC by 6 2nd-10:01.
UF led for 13:06. SC led for 16:18. Game was tied for 10:36.

Score tied - 4 times.
Lead changed - 3 times.

Official Basketball Box Score -- Game Totals -- Final Statistics Vanderbilt vs Florida 1/21/17 12 p.m. at Exactech Arena - Gainesville, Fla.

Vanderbilt 68 • 9-10, 3-4 SEC

#	Player	Total			3-Ptr			Rebounds			PF	TP	A	TO	Blk	Stl	Min
		FG-FGA	FG-FGA	FT-FTA	FG-FGA	FG-FGA	FT-FTA	Off	Def	Tot							
03	KORNET, Luke	f	4-6	3-5	0-0	0	4	4	1	11	0	3	1	1	33		
11	ROBERSON, Jeff	f	1-8	0-3	5-6	4	4	8	1	7	1	2	0	2	38		
05	FISHER-DAVIS, Matthe	g	6-14	3-9	4-4	0	3	3	3	19	0	1	0	1	32		
13	LACHANCE, Riley	g	4-8	3-4	0-0	0	3	3	2	11	5	2	0	0	34		
24	CRESSLER, Nolan	g	4-6	0-2	2-2	1	3	4	2	10	2	2	0	0	23		
01	WILLIS, Payton	g	2-3	1-1	0-0	0	0	0	1	5	0	1	0	1	13		
02	TOYE, Joe	g	2-3	0-1	1-1	0	3	3	2	5	2	0	0	0	18		
12	BAPTISTE, Djery	g	0-2	0-0	0-0	1	2	3	1	0	0	0	0	0	7		
15	BROWN, Clevon	g	0-0	0-0	0-0	0	0	0	0	0	1	1	1	0	2		
	Team					2	0	2									
	Totals		23-50	10-25	12-13	8	22	30	16	68	11	13	2	5	200		

FG % 1st Half: 10-27 37.0% 2nd half: 13-23 56.5% Game: 23-50 46.0% Deadball Rebounds 0
3FG % 1st Half: 5-14 35.7% 2nd half: 5-11 45.5% Game: 10-25 40.0%
FT % 1st Half: 2-2 100.0% 2nd half: 10-11 90.9% Game: 12-13 92.3%

Florida 66 • 14-5, 5-2 SEC

#	Player	Total			3-Ptr			Rebounds			PF	TP	A	TO	Blk	Stl	Min
		FG-FGA	FG-FGA	FT-FTA	FG-FGA	FG-FGA	FT-FTA	Off	Def	Tot							
01	Robinson, Devin	f	5-9	1-3	1-1	3	3	6	5	12	0	1	2	2	29		
23	Leon, Justin	f	2-5	2-3	0-0	2	4	6	4	6	2	1	2	0	29		
15	Egbunu, John	c	3-4	0-0	0-1	2	4	6	3	6	1	6	0	0	31		
00	Hill, Kasey	g	2-6	0-1	1-2	0	2	2	0	5	7	4	0	2	31		
05	Allen, KeVaughn	g	0-19	5-13	4-4	0	1	1	1	29	0	0	0	1	36		
11	Chiozza, Chris	g	10-12	0-2	0-0	0	1	1	0	0	2	0	0	0	14		
13	Hayes, Kevarrius	g	1-3	0-0	0-0	3	0	3	0	2	0	0	1	0	7		
24	Barry, Canyon	g	3-8	0-2	0-0	0	2	2	0	6	0	1	0	1	17		
25	Stone, Keith	g	0-2	0-2	0-0	0	0	0	1	0	0</						

2016-17 BOX SCORES

Official Basketball Box Score -- Game Totals -- Final Statistics Florida vs Oklahoma 1/28/17 1 p.m. CT at Norman, Okla. (Lloyd Noble Center)

Florida 84 • 16-5

#	Player	Total			3-Ptr			Rebounds			PF	TP	A	TO	Blk	Stl	Min
		FG-FGA	FG-FGA	FT-FTA	FG-FGA	FG-FGA	FT-FTA	Off	Def	Tot							
01	Robinson, Devin	f	3-7	3-4	4-4	1	3	4	3	13	0	2	0	0	0	16	
23	Leon, Justin	f	2-9	1-3	0-0	4	4	8	2	5	0	1	0	0	29		
15	Egbunu, John	c	1-3	0-0	5-6	1	6	7	4	7	1	3	1	0	15		
00	Hill, Kasey	g	5-12	0-2	2-4	0	4	4	1	12	8	1	0	0	2		
05	Allen, KeVaughn	g	3-8	2-5	0-0	0	3	3	1	8	1	0	0	0	30		
02	Hester, Eric	g	1-2	0-1	0-0	0	2	2	1	2	0	0	0	0	14		
11	Chiozza, Chris	g	0-2	0-2	0-0	0	1	1	4	0	4	1	0	1	15		
12	Gak, Gorjok	g	1-1	0-0	0-0	0	0	0	0	2	0	0	0	0	1		
13	Hayes, Kevarrius	g	7-11	0-0	6-9	2	7	9	3	20	2	1	3	0	23		
24	Barry, Canyon	g	4-7	2-3	5-5	3	2	5	1	15	0	0	0	0	19		
25	Stone, Keith	g	0-1	0-1	0-0	0	3	3	0	0	0	0	1	0	7		
32	Rimmer, Schuyler	g	0-0	0-0	0-0	0	0	0	0	0	0	0	0	0	1		
	Team					2	2	4									
	Totals		27-63	8-21	22-28	13	37	50	20	84	16	9	5	6	200		

FG % 1st Half: 14-32 43.8% 2nd half: 13-31 41.9% Game: 27-63 42.9% Deadball Rebounds 1
 3FG % 1st Half: 3-10 30.0% 2nd half: 5-11 45.5% Game: 8-21 38.1%
 FT % 1st Half: 12-15 80.0% 2nd half: 10-13 76.9% Game: 22-28 78.6%

Oklahoma 52 • 8-12

#	Player	Total			3-Ptr			Rebounds			PF	TP	A	TO	Blk	Stl	Min
		FG-FGA	FG-FGA	FT-FTA	FG-FGA	FG-FGA	FT-FTA	Off	Def	Tot							
11	Doolittle, Kristian	f	3-11	0-2	2-2	2	7	9	4	8	1	2	0	0	29		
12	Lattin, Khadeem	f	1-4	0-0	3-5	3	3	6	4	5	0	1	0	0	14		
01	Odomes, Rashard	g	5-9	0-0	3-4	1	5	6	3	13	0	3	0	0	26		
10	Woodard, Jordan	g	0-7	0-1	0-0	0	0	0	1	0	0	3	0	0	14		
20	McGusty, Kameron	g	5-10	0-2	0-0	0	2	2	0	10	0	0	1	0	29		
03	James, Christian	g	0-6	0-2	4-4	1	4	5	4	4	2	0	0	1	26		
04	McNeace, Jamuni	g	3-6	0-0	0-0	0	3	3	6	0	1	2	0	19			
05	Freeman, Matt	g	0-4	0-4	2-2	1	1	2	2	2	0	1	0	0	11		
13	Shepherd, Jordan	g	1-8	1-5	1-2	2	2	4	3	4	1	1	0	1	26		
25	Cole, C.J.	g	0-0	0-0	0-0	1	1	2	2	0	0	0	0	0	6		
	Team					0	0	0									
	Totals		18-65	1-16	15-19	11	28	39	26	52	4	12	3	2	200		

FG % 1st Half: 8-33 24.2% 2nd half: 10-32 31.3% Game: 18-65 27.7% Deadball Rebounds 3
 3FG % 1st Half: 0-6 0.0% 2nd half: 1-10 10.0% Game: 1-16 6.3%
 FT % 1st Half: 12-13 92.3% 2nd half: 3-6 50.0% Game: 15-19 78.9%

Officials: Mike Stuart, Kipp Kissinger, Kerby Sitton

Technical fouls: Florida-None. Oklahoma-None.

Attendance: 10859

Est. Attendance: 7970

Score by periods	1st	2nd	Total
Florida	43	41	84
Oklahoma	28	24	52

Points	In	Off	2nd	Fast	Bench
UF	36	13	20	9	39
OU	30	6	9	4	16

Last FG - UF 2nd-00:33, OU 2nd-00:51.
 Largest lead - UF by 32 2nd-01:10, OU by 5 1st-18:12.
 UF led for 29:43, OU led for 07:18. Game was tied for 02:56.
 Score tied - 5 times.
 Lead changed - 5 times.

Official Basketball Box Score -- Game Totals -- Final Statistics Missouri vs Florida 2/2/17 7 p.m. at Exactech Arena - Gainesville, Fla.

Missouri 54 • 5-16, 0-9 SEC

#	Player	Total			3-Ptr			Rebounds			PF	TP	A	TO	Blk	Stl	Min
		FG-FGA	FG-FGA	FT-FTA	FG-FGA	FG-FGA	FT-FTA	Off	Def	Tot							
21	BARNETT, Jordan	f	3-7	0-2	0-0	0	1	1	1	6	0	0	0	2	15		
24	PURYEAR, Kevin	f	2-8	0-2	4-5	0	4	4	8	2	5	0	0	0	29		
25	WOODS, Russell	f	0-4	0-0	0-0	0	2	2	4	0	1	0	0	0	22		
11	WALTON, K.J.	g	4-9	1-1	1-3	3	1	4	1	10	0	2	0	1	24		
15	GEIST, Jordan	g	2-8	1-2	0-0	1	3	4	0	5	1	1	0	0	22		
01	PHILLIPS, Terrence	g	5-10	4-6	0-3	0	3	3	4	14	3	2	0	1	26		
03	HUGHES, Frankie	g	0-8	0-4	0-0	0	3	3	2	0	0	1	0	0	15		
10	RAU, Brett	g	0-1	0-0	0-0	1	0	1	0	0	0	0	0	0	1		
13	GLASSMAN, Trevor	g	0-0	0-0	0-0	0	1	1	0	0	0	0	0	0	1		
14	NIKKO, Reed	g	1-3	0-0	3-4	3	1	4	1	5	1	0	0	1	17		
32	WOLF, Adam	g	0-0	0-0	0-0	0	0	0	1	0	0	0	0	1	7		
33	VANLEER, Cullen	g	2-5	2-4	0-0	0	1	1	3	6	0	0	0	0	21		
	Team					3	1	4									
	Totals		19-63	8-21	8-15	11	21	32	21	54	7	13	0	8	200		

FG % 1st Half: 7-31 22.6% 2nd half: 12-32 37.5% Game: 19-63 30.2% Deadball Rebounds 2
 3FG % 1st Half: 3-11 27.3% 2nd half: 5-10 50.0% Game: 8-21 38.1%
 FT % 1st Half: 3-6 50.0% 2nd half: 5-9 55.6% Game: 8-15 53.3%

Florida 93 • 17-5, 7-2 SEC

#	Player	Total			3-Ptr			Rebounds			PF	TP	A	TO	Blk	Stl	Min
		FG-FGA	FG-FGA	FT-FTA	FG-FGA	FG-FGA	FT-FTA	Off	Def	Tot							
01	Robinson, Devin	f	4-12	1-5	0-0	5	6	11	3	9	1	1	1	0	25		
23	Leon, Justin	f	1-6	0-1	2-3	2	3	5	0	4	1	0	0	0	20		
15	Egbunu, John	c	2-6	0-0	3-5	2	5	7	1	7	0	2	1	1	17		
00	Hill, Kasey	g	2-4	1-3	6-8	1	4	5	1	11	4	3	0	1	22		
05	Allen, KeVaughn	g	5-7	3-5	2-2	1	2	3	2	15	0	0	1	2	23		
02	Hester, Eric	g	3-5	2-4	0-0	0	0	0	2	8	0	0	0	0	15		
11	Chiozza, Chris	g	4-8	2-4	2-2	2	10	12	1	12	10	3	0	1	29		
12	Gak, Gorjok	g	1-2	0-0	0-0	1	1	2	1	2	0	0	2	0	5		
13	Hayes, Kevarrius	g	3-5	0-0	2-2	3	5	2	8	0	0	1	0	18			
24	Barry, Canyon	g	5-10	2-6	5-5	1	3	4	0	17	0	1	1	1	22		
32	Rimmer, Schuyler	g	0-1	0-0	0-0	1	0	1	0	0	0	0	0	0	4		
	Team					0	1	1									
	Totals		30-66	11-28	22-27	18	38	56	13	93	16	11	7	7	200		

FG % 1st Half: 15-32 46.9% 2nd half: 15-34 44.1% Game: 30-66 45.5% Deadball Rebounds 2
 3FG % 1st Half: 5-15 33.3% 2nd half: 6-13 46.2% Game: 11-28 39.3%
 FT % 1st Half: 13-16 81.3% 2nd half: 9-11 81.8% Game: 22-27 81.5%

Officials: Antinio Petty, Don Daily, Keith Kimble

Technical fouls: Missouri-None. Florida-None.

Attendance: 10153

Score by periods	1st	2nd	Total
Missouri	20	34	54
Florida	48	45	93

Points	In	Off	2nd	Fast	Bench
MU-M	16	11	9	2	8
UF	36	20	9	4	16

Last FG - MU-M 2nd-00:41, UF 2nd-00:31.
 Largest lead - MU-M None, UF by 44 2nd-02:18.
 MU-M led for 00:00, UF led for 39:13. Game was tied for 00:24.
 Score tied - 0 times.
 Lead changed - 0 times.

Official Basketball Box Score -- Game Totals -- Final Statistics Kentucky vs Florida 2/4/17 8:15 p.m. at Exactech Arena - Gainesville, Fla.

Kentucky 66 • 18-5, 8-2 SEC

#	Player	Total			3-Ptr			Rebounds			PF	TP	A	TO	Blk	Stl	Min
		FG-FGA	FG-FGA	FT-FTA	FG-FGA	FG-FGA	FT-FTA	Off	Def	Tot							
03	Adebayo, Edrice	f	4-10	0-0	1-5	1	6	7	3	9	1	2	1	4	33		
32	Gabriel, Wenyen	f	2-2	1-1	0-2	1	4	5	5	5	0	0	1	0	13		
05	Monk, Malik	g	4-14	3-7	0-0	0	0	0	4	11	2	1	1	0	34		
13	Briscoe, Isaiah	g	3-10	0-1	0-2	1	2	3	2	6	3	4	0	0	30		
25	Hawkins, Dominique	g	0-4	0-2	4-4	0	0	0	1	4	0	3	0	1	21		
00	Fox, De'Aaron	g	5-11	0-1	9-10	0	3	3	4	19	0	3	0	0	25		
11	Mulder, Mychal	g	3-6	2-5	0-0	1	0	1	0	8	0	0	0	1	16		
14	Wynyard, Tai	g	1-1	0-0	0-0	1	0	1	2	2	0	0	0	0	7		
15	Humphries, Isaac	g	0-0	0-0	0-0	0	1	1	0	0	1	0	0	0	3		
35	Willis, Derek	g	1-3	0-1	0-0	0	5	5	3	2	0	0	0	1	18		
	Team					1	2	3									
	Totals		23-61	6-18	14-23	6	23	29	24	66	7	13	3	7	200		

2016-17 BOX SCORES

Official Basketball Box Score -- Game Totals -- Final Statistics

Texas A&M vs Florida
2/11/17 12:07 PM at Exactech Arena - Gainesville, Fla.

Texas A&M 62 • 13-11, 5-7 SEC

#	Player	Total		3-Ptr		Rebounds			PF	TP	A	TO	Blk	Stl	Min
		FG-FGA	FT-FTA	FG-FGA	FT-FTA	Off	Def	Tot							
44	Williams, Robert	f	7-15	0-4	4-4	5	7	12	2	18	1	5	4	3	33
10	Trocha-Morelos, Tony	c	4-9	0-2	0-0	2	2	4	4	8	3	1	0	0	31
34	Davis, Tyler	c	5-10	0-0	2-3	2	6	8	3	12	0	6	1	1	31
03	Gilder, Admon	g	4-13	2-5	2-2	1	1	2	4	12	0	3	0	5	40
05	Hampton, JC	g	2-4	1-1	1-1	0	4	4	3	6	1	2	0	1	32
01	Hogg, DJ	g	2-8	1-5	1-1	0	5	5	5	6	4	3	1	1	25
12	Collins, Chris	g	0-0	0-0	0-0	0	1	1	0	0	0	0	0	0	5
42	Miller, Tavario	g	0-2	0-1	0-0	1	0	1	0	0	0	0	0	0	3
Team						2	1	3							
Totals			24-61	4-18	10-11	13	27	40	21	62	9	20	6	11	200

FG % 1st Half: 11-26 42.3% 2nd half: 13-35 37.1% Game: 24-61 39.3% Deadball Rebounds 0
3FG % 1st Half: 2-8 25.0% 2nd half: 2-10 20.0% Game: 4-18 22.2%
FT % 1st Half: 3-3 100.0 2nd half: 7-8 87.5% Game: 10-11 90.9%

Florida 71 • 20-5, 10-2 SEC

#	Player	Total		3-Ptr		Rebounds			PF	TP	A	TO	Blk	Stl	Min
		FG-FGA	FT-FTA	FG-FGA	FT-FTA	Off	Def	Tot							
01	Robinson, Devin	f	2-9	0-2	0-0	1	2	3	1	4	1	0	0	2	23
23	Leon, Justin	f	7-15	4-8	0-0	3	2	5	3	18	1	2	0	0	26
15	Egbunu, John	c	4-5	0-0	3-4	2	8	10	1	11	0	0	2	1	32
00	Hill, Kasey	g	0-1	0-0	3-6	2	1	3	3	3	3	5	0	3	20
05	Allen, KeVaughn	g	3-8	1-5	1-1	0	3	3	1	8	5	2	0	2	29
02	Hester, Eric	g	0-0	0-0	0-0	0	0	0	0	0	0	1	0	0	1
11	Chiozza, Chris	g	1-5	1-4	8-10	0	4	4	1	11	5	2	0	1	32
13	Hayes, Kevarrius	g	2-2	0-0	0-0	0	1	1	2	4	0	1	0	1	8
24	Barry, Canyon	g	3-9	2-7	4-4	2	0	2	0	12	0	0	0	0	21
25	Stone, Keith	g	0-2	0-1	0-0	0	2	2	0	0	0	1	0	0	8
Team						0	1	1							
Totals			22-56	8-27	19-25	10	24	34	12	71	15	14	2	10	200

FG % 1st Half: 11-28 39.3% 2nd half: 11-28 39.3% Game: 22-56 39.3% Deadball Rebounds 3.1
3FG % 1st Half: 3-10 30.0% 2nd half: 5-17 29.4% Game: 8-27 29.6%
FT % 1st Half: 4-5 80.0% 2nd half: 15-20 75.0% Game: 19-25 76.0%

Officials: Ted Valentine, Terry Moore, Vladimir Voyard-Tadal
Technical fouls: Texas A&M-None. Florida-None.
Attendance: 10732
TAMU #1 DJ Hogg fouls out at 0:14.4(2)

Score by periods	1st	2nd	Total
Texas A&M	27	35	62
Florida	29	42	71

Points	In	Off	2nd	Fast	Bench
TAMU	30	15	13	6	6
UF	20	20	11	6	27

Last FG - TAMU 2nd-00:17, UF 2nd-03:02.
Largest lead - TAMU by 4 2nd-12:23, UF by 13 2nd-03:02.
TAMU led for 06:07. UF led for 31:54. Game was tied for 01:58.

Score tied - 1 time.
Lead changed - 4 times.

Official Basketball Box Score -- Game Totals -- Final Statistics

Florida vs Auburn
2/14/17 6:00 p.m. at Auburn Arena - Auburn, Ala.

Florida 114 • 21-5, 11-2

#	Player	Total		3-Ptr		Rebounds			PF	TP	A	TO	Blk	Stl	Min
		FG-FGA	FT-FTA	FG-FGA	FT-FTA	Off	Def	Tot							
01	Robinson, Devin	f	5-10	3-5	1-2	2	4	6	4	14	1	1	0	2	23
23	Leon, Justin	f	3-4	2-3	2-2	1	7	8	1	10	1	0	0	0	26
15	Egbunu, John	c	3-3	0-0	4-4	3	1	4	0	10	0	2	0	0	8
00	Hill, Kasey	g	4-10	0-1	3-4	0	2	2	3	11	12	4	0	1	36
05	Allen, KeVaughn	g	3-4	2-2	9-10	0	3	3	3	17	1	2	0	1	21
02	Hester, Eric	g	0-0	0-0	0-0	0	1	1	0	0	0	0	0	0	3
11	Chiozza, Chris	g	4-7	1-3	2-2	0	1	1	4	11	1	1	0	2	20
13	Hayes, Kevarrius	g	3-3	0-0	3-4	1	2	3	4	9	1	1	3	0	17
24	Barry, Canyon	g	8-17	3-5	11-12	1	1	2	1	30	1	1	0	1	30
25	Stone, Keith	g	0-0	0-0	0-0	0	0	0	5	0	0	0	0	0	6
32	Rimmer, Schuylar	g	0-1	0-0	2-2	0	0	0	3	2	0	1	0	0	10
Team						2	2	4							
Totals			33-59	11-19	37-42	10	24	34	28	114	18	13	3	7	200

FG % 1st Half: 15-28 53.6% 2nd half: 18-31 58.1% Game: 33-59 55.9% Deadball Rebounds 2.4
3FG % 1st Half: 4-10 40.0% 2nd half: 7-9 77.8% Game: 11-19 57.9%
FT % 1st Half: 16-18 88.9% 2nd half: 21-24 87.5% Game: 37-42 88.1%

Auburn 95 • 16-10, 5-8

#	Player	Total		3-Ptr		Rebounds			PF	TP	A	TO	Blk	Stl	Min
		FG-FGA	FT-FTA	FG-FGA	FT-FTA	Off	Def	Tot							
03	Purifoy, Danjel	f	2-4	1-3	6-7	3	1	4	4	11	2	0	0	0	18
50	Wiley, Austin	c	4-7	0-0	3-6	1	0	1	4	11	0	4	3	0	18
01	Harper, Jared	g	3-7	1-4	3-5	0	1	1	0	10	2	1	0	0	21
04	Dunans, T.J.	g	5-13	1-3	2-2	4	1	5	2	13	3	2	0	1	28
05	Heron, Mustapha	g	2-12	0-2	5-5	2	4	6	2	9	2	1	0	2	30
02	Brown, Bryce	g	1-6	1-4	0-0	2	3	5	3	3	5	1	0	0	26
12	Smith, LaRon	g	1-1	0-0	1-2	0	1	1	2	3	0	0	0	0	5
23	Lang, TJ	g	0-2	0-2	4-5	0	0	0	3	4	0	1	0	0	10
34	McLemore, Anfernee	g	8-10	0-0	3-7	3	3	6	3	19	0	0	2	0	22
35	Johnson, Ronnie	g	5-11	2-3	0-0	2	2	4	1	12	1	1	0	0	22
Team						1	1	2							
Totals			31-73	6-21	27-39	18	17	35	25	95	15	11	5	3	200

FG % 1st Half: 16-40 40.0% 2nd half: 15-33 45.5% Game: 31-73 42.5% Deadball Rebounds 8.2
3FG % 1st Half: 5-11 45.5% 2nd half: 1-10 10.0% Game: 6-21 28.6%
FT % 1st Half: 13-17 76.5% 2nd half: 14-22 63.6% Game: 27-39 69.2%

Officials: Anthony Jordan, Lee Cassell, Mike Nance
Technical fouls: Florida-None. Auburn-TEAM.
Attendance: 7572

Score by periods	1st	2nd	Total
Florida	50	64	114
Auburn	50	45	95

Points	In	Off	2nd	Fast	Bench
UF	34	16	15	4	52
AU	50	12	23	2	41

Last FG - UF 2nd-00:38, AU 2nd-01:14.
Largest lead - UF by 21 2nd-02:13, AU by 8 1st-14:41.
UF led for 27:33. AU led for 10:25. Game was tied for 02:02.

Score tied - 3 times.
Lead changed - 3 times.

2016-17 MISCELLANEOUS STATS

Times Led UF in Scoring

<i>Includes times co-led</i>	Season	Career
Canyon Barry	8	8
KeVaughn Allen	6	15
Devin Robinson	4	12
Kasey Hill	3	11
Justin Leon	2	4
Chris Chiozza	2	2
Kevarrius Hayes	1	1
Keith Stone	1	1
John Egbunu	0	5

Times Led UF in Rebounding

<i>Includes times co-led</i>	Season	Career
John Egbunu	11	18
Devin Robinson	8	18
Kevarrius Hayes	4	6
Justin Leon	4	6
Chris Chiozza	2	5
KeVaughn Allen	1	2
Kasey Hill	1	1
Keith Stone	1	1
Schuyler Rimmer	0	1

Times Led UF in Assists

<i>Includes times co-led</i>	Season	Career
Kasey Hill	17	70
Chris Chiozza	11	37
KeVaughn Allen	2	3
Canyon Barry	1	1
Kevarrius Hayes	0	1

Double-Figure Scoring Games

	Season	Career
Canyon Barry	19	19
Devin Robinson	17	47
KeVaughn Allen	16	38
Kasey Hill	14	38
Justin Leon	7	14
John Egbunu	6	28
Chris Chiozza	6	21
Kevarrius Hayes	4	6
Keith Stone	4	4
Eric Hester	1	1

20-Point Games

	Season	Career
KeVaughn Allen	6	91
Canyon Barry	4	4
Kasey Hill	2	3
Devin Robinson	2	2
Kevarrius Hayes	1	1
John Egbunu	0	2

Double-Figure Rebounding Games

	Season	Career
John Egbunu	6	13
Devin Robinson	2	6
Chris Chiozza	1	1

Double-Figure Assist Games

	Season	Career
Kasey Hill	2	5
Chris Chiozza	2	2

Double-Doubles

	Season	Career
Kasey Hill	2	2
John Egbunu	1	7
Devin Robinson	0	3

Triple-Doubles

	Season	Career
Chris Chiozza	1	1

Dunks (Season Total: 82)

	Season	Career
John Egbunu	31	106
Devin Robinson	21	56
Kevarrius Hayes	12	21
Kasey Hill	5	19
Justin Leon	5	18
Gorjok Gak	3	3
KeVaughn Allen	2	14
Schuyler Rimmer	1	2
Canyon Barry	1	1
Keith Stone	1	1

Charges Drawn (Season Total: 21)

	Season	Career
Devin Robinson	12	21
Justin Leon	4	10
KeVaughn Allen	2	2
Chris Chiozza	1	4
Canyon Barry	1	1
Keith Stone	1	1
Kevarrius Hayes	0	7
John Egbunu	0	1
Kasey Hill	0	1

Point Distribution (%)

Freshmen	145	6.9%
Sophomores	506	24.2%
Juniors	644	30.8%
Seniors	795	38.0%
TOTAL	2,090	

Technical Fouls

Opponents	1
Florida	2

Technical Foul Free Throws

Opponents	0-2
Florida	0-0

3-Second Violation

Opponents	4
Florida	1

Shot Clock Expired

Opponents	17
Florida	7

10-Second Violation

Opponents	0
Florida	1

Backcourt Violation

Opponents	3
Florida	0

Florida's First Sub

<i>Includes all when multiple players enter</i>	
Canyon Barry	12
Chris Chiozza	11
Kevarrius Hayes	10
John Egbunu	5
Keith Stone	5
Eric Hester	2
Schuyler Rimmer	1

Scored UF's First Points

KeVaughn Allen	7
John Egbunu	6
Justin Leon	4
Kevarrius Hayes	3
Kasey Hill	3
Devin Robinson	2
Canyon Barry	1

How Scored UF's First Points

Layup	9
Jump Shot	6
3-Pointer	5
Dunk	3
Free Throw	3

Three-Point Plays

<i>Ordered by most opportunities</i>	Season	Career
Devin Robinson	8-13	23-33
Kevarrius Hayes	6-9	7-13
Canyon Barry	6-6	6-6
John Egbunu	2-6	12-28
KeVaughn Allen	3-4	10-11
Schuyler Rimmer	3-3	3-3
Chris Chiozza	2-3	5-8
Kasey Hill	1-3	10-26
Justin Leon	0-1	1-3
Keith Stone	0-1	0-1
TOTALS	31-48	77-131

Four-Point Plays

	Season	Career
Canyon Barry	2-2	2-2
Chris Chiozza	0-0	1-1
TOTALS	2-2	3-3

3-Pointer Streak - Team

Florida:	7 (at SC, 1/18/17)
Opponents:	618 (FAMU,12/4/99)

Players in Double Figures

Players	Games
1	0
2	3
3	10
4	10
5	1
6	1
7	1

Runs of 10-0 or Better

Run	Occurrences
10-0	5
11-0	6
12-0	3
13-0	1
14-0	2
15-0	3
16-0	1

Largest run: 16-0 vs. Belmont, 11/21/16

Lineups and Record

<i>Listed by position 1-5; Ordered by most wins</i>	
Hill, Allen, Robinson, Leon, Egbunu	14-5
Hill, Allen, Robinson, Leon, Hayes	7-0

2016-17 MISCELLANEOUS STATS

Note: Streak stats below are consecutive **team** games. A player's streak starts over if he misses a game.

Consecutive Games Played

Kasey Hill 106; Chris Chiozza 95; Devin Robinson 95; KeVaughn Allen 62; Justin Leon 41; Kevarrius Hayes 36; John Egbunu 14; Canyon Barry 4; Keith Stone 3; Eric Hester 2; Schuyler Rimmer 1

Consecutive Starts

KeVaughn Allen 52; Devin Robinson 35; Kasey Hill 29; Justin Leon 26; John Egbunu 9

Consecutive Games Scored

KeVaughn Allen 46; Devin Robinson 42; Kasey Hill 35; Kevarrius Hayes 21; John Egbunu 14; Justin Leon 8; Canyon Barry 6; Chris Chiozza 5; Schuyler Rimmer 1

Consecutive Games with a 3-Pointer

KeVaughn Allen 8; Canyon Barry 6; Justin Leon 4; Chris Chiozza 3; Devin Robinson 1

Consecutive Games with a Rebound

Kevarrius Hayes 21; Chris Chiozza 13; Devin Robinson 12; John Egbunu 11; Justin Leon 10; Kasey Hill 9; KeVaughn Allen 6; Canyon Barry 3; Eric Hester 1

Consecutive Games with an Assist

Chris Chiozza 52; Kasey Hill 37; KeVaughn Allen 4; Justin Leon 2; Devin Robinson 2; Canyon Barry 1; Kevarrius Hayes 1

Consecutive Made Free Throws

	Active Streak	Season High
Canyon Barry	8	42
KeVaughn Allen	7	16
John Egbunu	7	7
Chris Chiozza	5	13
Schuyler Rimmer	4	4
Justin Leon	2	16
Kevarrius Hayes	2	8
Eric Hester	1	1
Devin Robinson	0	11
Kasey Hill	0	9
Keith Stone	0	5
Gorjok Gak	0	1

Scoring Margin

Largest Lead: 44, 2x, last vs. Missouri, 2/2/17

Largest Deficit: 14, vs. Duke (at NYC), 12/6/16

Largest Deficit Overcome: 8, 3x, last at Auburn, 2/14/17

Largest Lead Lost: 11, vs. Gonzaga (at Orlando), 11/25/16

Largest Margin of Victory: 41, vs. Charlotte (at Sunrise), 12/17/16

Largest Margin of Defeat: 10, vs. Duke (at NYC), 12/6/16

Situational Records

	2016-17	Under White
Scoring First	11-2	28-6
Leading at Half	17-3	35-5
Trailing at Half	3-2	6-15
Tied at Half	1-0	1-0
Leading with 5:00 Left	20-0	40-1
Trailing with 5:00 Left	1-5	2-19
Tied with 5:00 Left	0-0	0-0
In Overtime	1-0	1-1
When UF Outrebounds Opponent	10-1	23-8
When UF is Outrebounded	9-4	17-12
When Rebounds are the Same	2-0	2-0
When UF Commits More Turnovers	3-1	8-6
When UF Forces More Turnovers	15-3	28-12
When Turnovers are the Same	3-1	6-2
When UF Has More Free Throw Attempts	19-2	34-9
When Opponent Has More Free Throw Attempts	0-3	5-11
When Free Throw Attempts are the Same	2-0	3-0
When UF Shoots 45% or Better from the Field	12-1	22-2
When UF Shoots Less Than 45% from the Field	9-3	20-17
When Opponent Shoots 45% or Better from the Field	5-3	7-10
When Opponent Shoots Less Than 45% from the Field	16-1	35-9
When UF Shoots Same or Better Than Opponent from the Field	18-2	36-3
When Opponent Shoots Better Than UF from the Field	3-2	6-16
When UF Shoots 40% or Better from 3-Point Range	6-1	14-2
When UF Shoots Less Than 40% from 3-Point Range	15-4	27-18
When UF Shoots Better Than Opponent from 3-Point Range	13-1	25-4
When UF Shoots 75% or Better from the Line	12-2	16-5
When UF Shoots Less Than 75% from the Line	9-3	26-15
When UF Bench Outscores Opponent's	17-1	32-10
When Opponent Bench Outscores UF's	4-4	9-10
When Bench Scoring is the Same	0-0	1-0
Following a UF win	17-3	27-14
Following a UF loss	3-2	13-6
When 3 or More Players Score in Double Figures	21-2	39-16
When 4 or More Players Score in Double Figures	12-1	25-9
When 5 or More Players Score in Double Figures	3-0	10-1
In White Uniforms	12-2	29-8
In Blue Uniforms	6-1	9-7
In Orange Uniforms	2-2	3-5
In Black Uniforms	1-0	1-0
In November	6-1	10-2
In December	4-2	7-5
In January	6-2	12-5
In February	5-0	8-5
In March	0-0	4-3
In April	0-0	0-0
On Sunday	2-1	3-2
On Monday	1-0	2-0
On Tuesday	4-1	10-7
On Wednesday	2-1	4-3
On Thursday	5-0	6-0
On Friday	1-1	3-2
On Saturday	6-1	14-6

2016-17 Florida Men's Basketball
Florida Combined Team Statistics (as of Feb 14, 2017)
All games

RECORD:	OVERALL	HOME	AWAY	NEUTRAL
ALL GAMES	21-5	7-1	7-2	7-2
CONFERENCE	11-2	6-1	5-1	0-0
NON-CONFERENCE	10-3	1-0	2-1	7-2

##	Player	gp-gs	min	avg	Total		3-Point		F-Throw		Rebounds				pf	dq	a	to	blk	stl	pts	avg
					fg-fga	fg%	3fg-fga	3fg%	ft-fa	ft%	off	def	tot	avg								
24	Barry, Canyon	25-0	558	22.3	101-233	.433	35-100	.350	98-109	.899	27	53	80	3.2	29	0	15	22	9	16	335	13.4
05	Allen, KeVaughn	26-26	707	27.2	118-259	.456	54-138	.391	54-62	.871	8	55	63	2.4	40	0	36	35	6	33	344	13.2
01	Robinson, Devin	26-26	643	24.7	105-215	.488	30-77	.390	60-78	.769	47	99	146	5.6	60	3	17	27	17	24	300	11.5
00	Hill, Kasey	26-26	745	28.7	91-217	.419	6-32	.188	65-102	.637	13	62	75	2.9	55	2	133	79	4	49	253	9.7
15	Egbunu, John	24-19	534	22.3	64-130	.492	1-1	1.000	59-104	.567	59	99	158	6.6	61	1	7	42	36	8	188	7.8
23	Leon, Justin	26-26	556	21.4	63-147	.429	35-82	.427	24-31	.774	36	65	101	3.9	59	0	11	18	5	12	185	7.1
13	Hayes, Kevarrius	26-7	400	15.4	56-88	.636	0-0	.000	50-73	.685	40	58	98	3.8	55	1	6	13	41	12	162	6.2
11	Chiozza, Chris	26-0	542	20.8	47-130	.362	19-72	.264	43-55	.782	10	69	79	3.0	58	1	100	36	0	39	156	6.0
25	Stone, Keith	24-0	312	13.0	30-76	.395	12-35	.343	19-29	.655	21	31	52	2.2	33	1	13	13	7	9	91	3.8
02	Hester, Eric	16-0	106	6.6	15-23	.652	11-19	.579	2-4	.500	1	9	10	0.6	13	0	6	3	0	6	43	2.7
32	Rimmer, Schuyler	15-0	83	5.5	7-15	.467	0-1	.000	8-11	.727	6	8	14	0.9	14	0	1	5	4	1	22	1.5
12	Gak, Gorjok	10-0	40	4.0	5-8	.625	0-0	.000	1-4	.250	3	9	12	1.2	10	0	0	4	2	1	11	1.1
Team											42	44	86		1		8					
Total.....		26	5226		702-1541	.456	203-557	.364	483-662	.730	313	661	974	37.5	488	9	345	305	131	210	2090	80.4
Opponents.....		26	5225		617-1509	.409	146-467	.313	346-498	.695	286	625	911	35.0	565	-	249	408	81	141	1726	66.4

TEAM STATISTICS	UF	OPP	Date	Opponent	Score	Att.	
SCORING	2090	1726	1	11/11/16	vs FGCU	w 80-59	5212
Points per game	80.4	66.4	1	11/13/16	vs Mercer	w 76-54	3716
Scoring margin	+14.0	-	2	11/17/16	vs St. Bonaventure	w 73-66	4133
FIELD GOALS-ATT	702-1541	617-1509	3	11/21/16	vs Belmont	w 78-61	6650
Field goal pct	.456	.409	4	11/24/16	vs Seton Hall	w 81-76	1949
3 POINT FG-ATT	203-557	146-467	4	11/25/16	vs Gonzaga	L 72-77	2941
3-point FG pct	.364	.313	4	11/27/16	vs Miami	w 65-56	1216
3-pt FG made per game	7.8	5.6		12/1/16	at North Florida	w 91-60	4113
FREE THROWS-ATT	483-662	346-498	5	12/6/16	vs Duke	L 74-84	15294
Free throw pct	.730	.695		12/11/16	at Florida State	L 78-83	10029
F-Throws made per game	18.6	13.3	6	12/17/16	vs Charlotte	w 87-46	7182
REBOUNDS	974	911		12/21/16	LITTLE ROCK	w 94-71	10655
Rebounds per game	37.5	35.0	*	12/29/16	at Arkansas	w 81-72	20355
Rebounding margin	+2.4	-	*	1/3/17	OLE MISS	w 70-63	10423
ASSISTS	345	249	*	1/7/17	TENNESSEE	w 83-70	10843
Assists per game	13.3	9.6	*	1/10/17	at Alabama	w 80-67	12923
TURNOVERS	305	408	*	1/14/17	GEORGIA	wot 80-76	10376
Turnovers per game	11.7	15.7	*	1/18/17	at South Carolina	L 53-57	15638
Turnover margin	+4.0	-	*	1/21/17	VANDERBILT	L 66-68	10523
Assist/turnover ratio	1.1	0.6	*	1/25/17	at LSU	w 106-71	7009
STEALS	210	141		1/28/17	at Oklahoma	w 84-52	10859
Steals per game	8.1	5.4	*	2/2/17	MISSOURI	w 93-54	10153
BLOCKS	131	81	*	2/4/17	KENTUCKY	w 88-66	11171
Blocks per game	5.0	3.1	*	2/7/17	at Georgia	w 72-60	7605
ATTENDANCE	84876	144396	*	2/11/17	TEXAS A&M	w 71-62	10732
Home games-Avg/Game	8-10610	9-10678	*	2/14/17	at Auburn	w 114-95	7572
Neutral site-Avg/Game	-	9-5366					

* = Conference game
1 = Jacksonville Veterans Memorial Arena; Jacksonville, Fla.
2 = The Lakeland Center; Lakeland, Fla.
3 = Amalie Arena; Tampa, Fla.
4 = HP Field House; Orlando, Fla.; AdvoCare Invitational
5 = Madison Square Garden; New York, N.Y.; Jimmy V Classic
6 = BB&T Center; Sunrise, Fla.; Orange Bowl Classic

Score by Periods	1st	2nd	OT	Totals
Florida	1014	1063	13	2090
Opponents	778	939	9	1726

**2016-17 Florida Men's Basketball
Florida Combined Team Statistics (as of Feb 14, 2017)
Conference games**

RECORD:	OVERALL	HOME	AWAY	NEUTRAL
ALL GAMES	11-2	6-1	5-1	0-0
CONFERENCE	11-2	6-1	5-1	0-0
NON-CONFERENCE	0-0	0-0	0-0	0-0

##	Player	gp-gs	min	avg	Total		3-Point		F-Throw		Rebounds				pf	dq	a	to	blk	stl	pts	avg		
					fg-fga	fg%	3fg-fga	3fg%	ft-fa	ft%	off	def	tot	avg										
24	Barry, Canyon	12-0	275	22.9	54-116	.466	21-54	.389	51-55	.927	10	23	33	2.8	18	0	6	12	3	6	180	15.0		
05	Allen, KeVaughn	13-13	354	27.2	55-118	.466	30-73	.411	33-38	.868	3	30	33	2.5	20	0	18	13	2	18	173	13.3		
01	Robinson, Devin	13-13	331	25.5	51-117	.436	16-47	.340	20-29	.690	24	48	72	5.5	32	1	7	15	10	11	138	10.6		
00	Hill, Kasey	13-13	379	29.2	46-113	.407	3-14	.214	34-58	.586	5	31	36	2.8	28	1	68	44	1	29	129	9.9		
23	Leon, Justin	13-13	277	21.3	33-82	.402	20-48	.417	16-18	.889	15	38	53	4.1	30	0	6	10	3	6	102	7.8		
15	Egbunu, John	13-8	266	20.5	33-57	.579	0-0	.000	25-48	.521	25	49	74	5.7	32	1	4	24	11	4	91	7.0		
11	Chiozza, Chris	13-0	290	22.3	26-72	.361	11-41	.268	19-25	.760	5	43	48	3.7	24	0	58	18	0	18	82	6.3		
13	Hayes, Kevarrius	13-5	199	15.3	27-39	.692	0-0	.000	24-35	.686	19	25	44	3.4	29	1	3	7	22	6	78	6.0		
02	Hester, Eric	7-0	46	6.6	9-11	.818	8-10	.800	1-2	.500	1	5	6	0.9	5	0	4	1	0	2	27	3.9		
25	Stone, Keith	11-0	150	13.6	13-36	.361	7-21	.333	9-17	.529	11	13	24	2.2	21	1	7	3	1	6	42	3.8		
32	Rimmer, Schuyler	8-0	50	6.3	4-11	.364	0-0	.000	5-6	.833	4	3	7	0.9	9	0	0	4	1	1	13	1.6		
12	Gak, Gorjok	2-0	9	4.5	1-2	.500	0-0	.000	0-2	.000	2	2	4	2.0	1	0	0	1	2	0	2	1.0		
Team											26	23	49											
Total.....		13	2626		352-774	.455	116-308	.377	237-333	.712	150	333	483	37.2	249	5	181	158	56	107	1057	81.3		
Opponents.....		13	2625		311-756	.411	72-228	.316	187-269	.695	137	326	463	35.6	285	-	135	201	43	80	881	67.8		

TEAM STATISTICS	UF	OPP	Date	Opponent	Score	Att.
SCORING	1057	881	* 12/29/16	at Arkansas	w 81-72	20355
Points per game	81.3	67.8	* 1/3/17	OLE MISS	w 70-63	10423
Scoring margin	+13.5	-	* 1/7/17	TENNESSEE	w 83-70	10843
FIELD GOALS-ATT	352-774	311-756	* 1/10/17	at Alabama	w 80-67	12923
Field goal pct	.455	.411	* 1/14/17	GEORGIA	wot 80-76	10376
3 POINT FG-ATT	116-308	72-228	* 1/18/17	at South Carolina	L 53-57	15638
3-point FG pct	.377	.316	* 1/21/17	VANDERBILT	L 66-68	10523
3-pt FG made per game	8.9	5.5	* 1/25/17	at LSU	w 106-71	7009
FREE THROWS-ATT	237-333	187-269	* 2/2/17	MISSOURI	w 93-54	10153
Free throw pct	.712	.695	* 2/4/17	KENTUCKY	w 88-66	11171
F-Throws made per game	18.2	14.4	* 2/7/17	at Georgia	w 72-60	7605
REBOUNDS	483	463	* 2/11/17	TEXAS A&M	w 71-62	10732
Rebounds per game	37.2	35.6	* 2/14/17	at Auburn	w 114-95	7572
Rebounding margin	+1.5	-				
ASSISTS	181	135				
Assists per game	13.9	10.4				
TURNOVERS	158	201				
Turnovers per game	12.2	15.5				
Turnover margin	+3.3	-				
Assist/turnover ratio	1.1	0.7				
STEALS	107	80				
Steals per game	8.2	6.2				
BLOCKS	56	43				
Blocks per game	4.3	3.3				
ATTENDANCE	74221	71102				
Home games-Avg/Game	7-10603	6-11850				
Neutral site-Avg/Game	-	0-0				

* = Conference game
1 = Jacksonville Veterans Memorial Arena; Jacksonville, Fla.
2 = The Lakeland Center; Lakeland, Fla.
3 = Amalie Arena; Tampa, Fla.
4 = HP Field House; Orlando, Fla.; AdvoCare Invitational
5 = Madison Square Garden; New York, N.Y.; Jimmy V Classic
6 = BB&T Center; Sunrise, Fla.; Orange Bowl Classic

Score by Periods	1st	2nd	OT	Totals
Florida	495	549	13	1057
Opponents	390	482	9	881

2016-17 Florida Men's Basketball
Florida Category Leaders (as of Feb 14, 2017)
All games

Points	G	Pts	Pts/G	Scoring Average	G	Pts	Avg/G
Allen, KeVaughn	26	344	13.2	Barry, Canyon	25	335	13.4
Barry, Canyon	25	335	13.4	Allen, KeVaughn	26	344	13.2
Robinson, Devin	26	300	11.5	Robinson, Devin	26	300	11.5
Hill, Kasey	26	253	9.7	Hill, Kasey	26	253	9.7
Egbunu, John	24	188	7.8	Egbunu, John	24	188	7.8
Leon, Justin	26	185	7.1	Leon, Justin	26	185	7.1
Hayes, Kevarrius	26	162	6.2	Hayes, Kevarrius	26	162	6.2
Chiozza, Chris	26	156	6.0	Chiozza, Chris	26	156	6.0
Stone, Keith	24	91	3.8	Stone, Keith	24	91	3.8
Hester, Eric	16	43	2.7	Hester, Eric	16	43	2.7
Rimmer, Schuyler	15	22	1.5	Rimmer, Schuyler	15	22	1.5
Gak, Gorjok	10	11	1.1	Gak, Gorjok	10	11	1.1

FG Percentage	FG	Att	Pct	Field Goal Attempts	G	Att	Att/G
Hester, Eric	15	23	.652	Allen, KeVaughn	26	259	10.0
Hayes, Kevarrius	56	88	.636	Barry, Canyon	25	233	9.3
Gak, Gorjok	5	8	.625	Hill, Kasey	26	217	8.3
Egbunu, John	64	130	.492	Robinson, Devin	26	215	8.3
Robinson, Devin	105	215	.488	Leon, Justin	26	147	5.7
Rimmer, Schuyler	7	15	.467				
Allen, KeVaughn	118	259	.456	Field Goals Made	G	Made	Made/G
Barry, Canyon	101	233	.433	Allen, KeVaughn	26	118	4.5
Leon, Justin	63	147	.429	Robinson, Devin	26	105	4.0
Hill, Kasey	91	217	.419	Barry, Canyon	25	101	4.0
Stone, Keith	30	76	.395	Hill, Kasey	26	91	3.5
Chiozza, Chris	47	130	.362	Egbunu, John	24	64	2.7

3-Point Percentage	3FG	Att	Pct	3-Point FG Attempts	G	Att	Att/G
Egbunu, John	1	1	1.000	Allen, KeVaughn	26	138	5.3
Hester, Eric	11	19	.579	Barry, Canyon	25	100	4.0
Leon, Justin	35	82	.427	Leon, Justin	26	82	3.2
Allen, KeVaughn	54	138	.391	Robinson, Devin	26	77	3.0
Robinson, Devin	30	77	.390	Chiozza, Chris	26	72	2.8
Barry, Canyon	35	100	.350				
Stone, Keith	12	35	.343	3-Point FG Made	G	Made	Made/G
Chiozza, Chris	19	72	.264	Allen, KeVaughn	26	54	2.1
Hill, Kasey	6	32	.188	Barry, Canyon	25	35	1.4
Rimmer, Schuyler	0	1	.000	Leon, Justin	26	35	1.3
				Robinson, Devin	26	30	1.2
				Chiozza, Chris	26	19	0.7

Free Throw Percent	FG	Att	Pct	Free Throw Attempts	G	Att	Att/G
Barry, Canyon	98	109	.899	Barry, Canyon	25	109	4.4
Allen, KeVaughn	54	62	.871	Egbunu, John	24	104	4.3
Chiozza, Chris	43	55	.782	Hill, Kasey	26	102	3.9
Leon, Justin	24	31	.774	Robinson, Devin	26	78	3.0
Robinson, Devin	60	78	.769	Hayes, Kevarrius	26	73	2.8
Rimmer, Schuyler	8	11	.727				
Hayes, Kevarrius	50	73	.685	Free Throws Made	G	Made	Made/G
Stone, Keith	19	29	.655	Barry, Canyon	25	98	3.9
Hill, Kasey	65	102	.637	Hill, Kasey	26	65	2.5
Egbunu, John	59	104	.567	Robinson, Devin	26	60	2.3
Hester, Eric	2	4	.500	Egbunu, John	24	59	2.5
Gak, Gorjok	1	4	.250	Allen, KeVaughn	26	54	2.1

2016-17 Florida Men's Basketball
Florida Category Leaders (as of Feb 14, 2017)
All games

Rebounds	G	Reb	Reb/G
Egbunu, John	24	158	6.6
Robinson, Devin	26	146	5.6
Leon, Justin	26	101	3.9
Hayes, Kevarrius	26	98	3.8
Barry, Canyon	25	80	3.2

Assists	G	No.	Ast/G
Hill, Kasey	26	133	5.1
Chiozza, Chris	26	100	3.8
Allen, KeVaughn	26	36	1.4
Robinson, Devin	26	17	0.7
Barry, Canyon	25	15	0.6

Rebound Average	G	Reb	Avg/G
Egbunu, John	24	158	6.6
Robinson, Devin	26	146	5.6
Leon, Justin	26	101	3.9
Hayes, Kevarrius	26	98	3.8
Barry, Canyon	25	80	3.2

Steals	G	No.	Stl/G
Hill, Kasey	26	49	1.9
Chiozza, Chris	26	39	1.5
Allen, KeVaughn	26	33	1.3
Robinson, Devin	26	24	0.9
Barry, Canyon	25	16	0.6

Offensive Rebounds	G	No.	Avg/G
Egbunu, John	24	59	2.5
Robinson, Devin	26	47	1.8
Hayes, Kevarrius	26	40	1.5
Leon, Justin	26	36	1.4
Barry, Canyon	25	27	1.1

Blocked Shots	G	No.	Blk/G
Hayes, Kevarrius	26	41	1.6
Egbunu, John	24	36	1.5
Robinson, Devin	26	17	0.7
Barry, Canyon	25	9	0.4
Stone, Keith	24	7	0.3

Defensive Rebounds	G	No.	Avg/G
Robinson, Devin	26	99	3.8
Egbunu, John	24	99	4.1
Chiozza, Chris	26	69	2.7
Leon, Justin	26	65	2.5
Hill, Kasey	26	62	2.4

Minutes	G	No.	Min/G
Hill, Kasey	26	745	28.7
Allen, KeVaughn	26	707	27.2
Robinson, Devin	26	643	24.7
Barry, Canyon	25	558	22.3
Leon, Justin	26	556	21.4

Fouls	G	No.	Per/G
Egbunu, John	24	61	2.5
Robinson, Devin	26	60	2.3
Leon, Justin	26	59	2.3
Chiozza, Chris	26	58	2.2
Hayes, Kevarrius	26	55	2.1
Hill, Kasey	26	55	2.1

Turnovers	G	No.	TO/G
Hill, Kasey	26	79	3.0
Egbunu, John	24	42	1.8
Chiozza, Chris	26	36	1.4
Allen, KeVaughn	26	35	1.3
Robinson, Devin	26	27	1.0

Foulsouts	G	No.
Robinson, Devin	26	3
Hill, Kasey	26	2
Chiozza, Chris	26	1
Stone, Keith	24	1
Hayes, Kevarrius	26	1
Egbunu, John	24	1

2016-17 Florida Men's Basketball
Florida Team Game-by-Game Comparison (as of Feb 14, 2017)
All games

Opponent	1st	2nd	Score	Mar	Total FG	FG Pct	3-Pointers	3FG Pct	Free Throws	FT Pct	Rebounds	Assist	T/Over	Block	Steal	Fouls
FGCU	40/35	40/24	80-59	+21	28-62/23-59	.452/.390	4-15/8-20	.267/.400	20-26/5-11	.769/.455	41/38 +3	11/8	7/19	9/2	13/1	16/22
Mercer	36/14	40/40	76-54	+22	22-61/19-51	.361/.373	8-25/7-19	.320/.368	24-30/9-17	.800/.529	47/32 +15	14/9	13/17	6/4	6/6	18/31
St. Bonaventure	38/32	35/34	73-66	+7	23-56/24-63	.411/.381	8-17/9-27	.471/.333	19-29/9-14	.655/.643	41/36 +5	10/8	17/17	6/8	7/8	15/23
Belmont	38/26	40/35	78-61	+17	27-59/20-51	.458/.392	5-21/7-27	.238/.259	19-24/14-22	.792/.636	33/35 (2)	12/11	12/21	5/0	11/3	23/18
Seton Hall	39/40	42/36	81-76	+5	26-58/27-63	.448/.429	8-24/5-14	.333/.357	21-29/17-25	.724/.680	38/40 (2)	8/8	12/12	7/1	4/5	25/26
Gonzaga	37/32	35/45	72-77	(5)	24-65/30-58	.369/.517	2-19/7-16	.105/.438	22-24/10-14	.917/.714	34/38 (4)	9/12	8/16	6/3	7/6	17/24
Miami	34/30	31/26	65-56	+9	24-52/23-61	.462/.377	3-9/4-14	.333/.286	14-20/6-9	.700/.667	33/37 (4)	11/8	9/13	11/2	9/4	15/16
North Florida	45/25	46/35	91-60	+31	31-53/20-53	.585/.377	9-19/6-22	.474/.273	20-28/14-19	.714/.737	32/29 +3	17/2	12/20	3/3	8/4	18/21
Duke	31/41	43/43	74-84	(10)	26-61/32-61	.426/.525	6-11/7-17	.545/.412	16-23/13-14	.696/.929	32/35 (3)	10/16	13/13	8/6	6/8	17/18
Florida State	34/36	44/47	78-83	(5)	29-62/27-59	.468/.458	4-16/4-15	.250/.267	16-25/25-33	.640/.758	33/42 (9)	9/10	9/14	2/4	5/4	24/17
Charlotte	48/22	39/24	87-46	+41	29-58/14-51	.500/.275	6-21/4-16	.286/.250	23-30/14-21	.767/.667	44/23 +21	17/7	13/20	4/0	13/7	18/22
LITTLE ROCK	56/27	38/44	94-71	+23	34-57/29-58	.596/.500	16-31/5-16	.516/.313	10-13/8-11	.769/.727	33/24 +9	20/11	13/13	3/2	8/3	13/16
Arkansas	44/35	37/37	81-72	+9	30-67/25-61	.448/.410	9-26/6-15	.346/.400	12-21/16-20	.571/.800	37/37 -	13/12	9/13	6/6	6/4	17/19
OLE MISS	35/21	35/42	70-63	+7	25-60/24-47	.417/.511	9-25/5-19	.360/.263	11-21/10-13	.524/.769	28/34 (6)	10/8	10/21	1/3	11/10	15/20
TENNESSEE	32/33	51/37	83-70	+13	28-56/27-54	.500/.500	9-20/6-14	.450/.429	18-26/10-13	.692/.769	31/31 -	13/10	11/19	3/1	10/6	16/22
Alabama	38/31	42/36	80-67	+13	25-53/23-50	.472/.460	6-17/5-13	.353/.385	24-32/16-32	.750/.500	30/37 (7)	11/8	12/18	4/4	9/5	22/24
GEORGIA	32/33	35/34	80-76	+4	22-55/28-58	.400/.483	9-23/4-16	.391/.250	27-35/16-21	.771/.762	32/41 (9)	13/15	13/18	3/0	9/7	22/27
South Carolina	28/21	25/36	53-57	(4)	19-54/15-51	.352/.294	0-17/4-13	.000/.308	15-28/23-34	.536/.676	37/41 (4)	8/8	16/15	5/6	9/7	27/28
VANDERBILT	32/27	34/41	66-68	(2)	26-58/23-50	.448/.460	8-26/10-25	.308/.400	6-8/12-13	.750/.923	32/30 +2	12/11	12/13	4/2	6/5	14/16
LSU	58/33	48/38	106-71	+35	36-64/28-64	.563/.438	19-33/2-17	.576/.118	15-23/13-19	.652/.684	39/31 +8	24/15	12/11	4/1	6/5	21/19
Oklahoma	43/28	41/24	84-52	+32	27-63/18-65	.429/.277	8-21/1-16	.381/.063	22-28/15-19	.786/.789	50/39 +11	16/4	9/12	5/3	6/2	20/26
MISSOURI	48/20	45/34	93-54	+39	30-66/19-63	.455/.302	11-28/8-21	.393/.381	22-27/8-15	.815/.533	56/32 +24	16/7	11/13	7/0	7/8	13/21
KENTUCKY	34/26	54/40	88-66	+22	30-62/23-61	.484/.377	10-26/6-18	.385/.333	18-29/14-23	.621/.609	54/29 +25	18/7	17/13	7/3	5/7	23/24
Georgia	35/33	37/27	72-60	+12	26-64/21-63	.406/.333	7-21/6-18	.333/.333	13-16/12-16	.813/.750	39/45 (6)	10/10	8/16	7/6	12/2	19/19
TEXAS A&M	29/27	42/35	71-62	+9	22-56/24-61	.393/.393	8-27/4-18	.296/.222	19-25/10-11	.760/.909	34/40 (6)	15/9	14/20	2/6	10/11	12/21
Auburn	50/50	64/45	114-95	+19	33-59/31-73	.559/.425	11-19/6-21	.579/.286	37-42/27-39	.881/.692	34/35 (1)	18/15	13/11	3/5	7/3	28/25

Note: Game totals are displayed in the format TEAM/OPPONENT for each category

2016-17 Florida Men's Basketball
Florida Team Game-by-Game (as of Feb 14, 2017)
All games

TEAM STATISTICS

Opponent	Date	Score		Total		3-Pointers		Free throws		Rebounds				pf	a	t/o	blk	stl	pts	avg
				fg-fga	pct	3fg-fga	pct	ft-fa	pct	off	def	tot	avg							
vs FGCU	11/11/16	80-59	W	28-62	.452	4-15	.267	20-26	.769	15	26	41	41.0	16	11	7	9	13	80	80.0
vs Mercer	11/13/16	76-54	W	22-61	.361	8-25	.320	24-30	.800	20	27	47	44.0	18	14	13	6	6	76	78.0
vs St. Bonaventure	11/17/16	73-66	W	23-56	.411	8-17	.471	19-29	.655	16	25	41	43.0	15	10	17	6	7	73	76.3
vs Belmont	11/21/16	78-61	W	27-59	.458	5-21	.238	19-24	.792	9	24	33	40.5	23	12	12	5	11	78	76.8
vs Seton Hall	11/24/16	81-76	W	26-58	.448	8-24	.333	21-29	.724	12	26	38	40.0	25	8	12	7	4	81	77.6
vs Gonzaga	11/25/16	72-77	L	24-65	.369	2-19	.105	22-24	.917	16	18	34	39.0	17	9	8	6	7	72	76.7
vs Miami	11/27/16	65-56	W	24-52	.462	3-9	.333	14-20	.700	9	24	33	38.1	15	11	9	11	9	65	75.0
at North Florida	12/1/16	91-60	W	31-53	.585	9-19	.474	20-28	.714	7	25	32	37.4	18	17	12	3	8	91	77.0
vs Duke	12/6/16	74-84	L	26-61	.426	6-11	.545	16-23	.696	13	19	32	36.8	17	10	13	8	6	74	76.7
at Florida State	12/11/16	78-83	L	29-62	.468	4-16	.250	16-25	.640	9	24	33	36.4	24	9	9	2	5	78	76.8
vs Charlotte	12/17/16	87-46	W	29-58	.500	6-21	.286	23-30	.767	14	30	44	37.1	18	17	13	4	13	87	77.7
LITTLE ROCK	12/21/16	94-71	W	34-57	.596	16-31	.516	10-13	.769	10	23	33	36.8	13	20	13	3	8	94	79.1
at Arkansas	12/29/16	81-72	W	30-67	.448	9-26	.346	12-21	.571	16	21	37	36.8	17	13	9	6	6	81	79.2
OLE MISS	1/3/17	70-63	W	25-60	.417	9-25	.360	11-21	.524	12	16	28	36.1	15	10	10	1	11	70	78.6
TENNESSEE	1/7/17	83-70	W	28-56	.500	9-20	.450	18-26	.692	11	20	31	35.8	16	13	11	3	10	83	78.9
at Alabama	1/10/17	80-67	W	25-53	.472	6-17	.353	24-32	.750	6	24	30	35.4	22	11	12	4	9	80	78.9
GEORGIA	1/14/17	80-76	Wot	22-55	.400	9-23	.391	27-35	.771	8	24	32	35.2	22	13	13	3	9	80	79.0
at South Carolina	1/18/17	53-57	L	19-54	.352	0-17	.000	15-28	.536	13	24	37	35.3	27	8	16	5	9	53	77.6
VANDERBILT	1/21/17	66-68	L	26-58	.448	8-26	.308	6-8	.750	12	20	32	35.2	14	12	12	4	6	66	76.9
at LSU	1/25/17	106-71	W	36-64	.563	19-33	.576	15-23	.652	10	29	39	35.3	21	24	12	4	6	106	78.4
at Oklahoma	1/28/17	84-52	W	27-63	.429	8-21	.381	22-28	.786	13	37	50	36.0	20	16	9	5	6	84	78.7
MISSOURI	2/2/17	93-54	W	30-66	.455	11-28	.393	22-27	.815	18	38	56	37.0	13	16	11	7	7	93	79.3
KENTUCKY	2/4/17	88-66	W	30-62	.484	10-26	.385	18-29	.621	17	37	54	37.7	23	18	17	7	5	88	79.7
at Georgia	2/7/17	72-60	W	26-64	.406	7-21	.333	13-16	.813	7	32	39	37.8	19	10	8	7	12	72	79.4
TEXAS A&M	2/11/17	71-62	W	22-56	.393	8-27	.296	19-25	.760	10	24	34	37.6	12	15	14	2	10	71	79.0
at Auburn	2/14/17	114-95	W	33-59	.559	11-19	.579	37-42	.881	10	24	34	37.5	28	18	13	3	7	114	80.4
Florida		2090		702-1541	.456	203-557	.364	483-662	.730	313	661	974	37.5	488	345	305	131	210	2090	80.4
Opponents		1726		617-1509	.409	146-467	.313	346-498	.695	286	625	911	35.0	565	249	408	81	141	1726	66.4

Games played: 26
Points/game: 80.4
FG Pct: 45.6
3FG Pct: 36.4
FT Pct: 73.0

Rebounds/game: 37.5
Assists/game: 13.3
Turnovers/game: 11.7
Assist/turnover ratio: 1.1
Steals/game: 8.1
Blocks/game: 5.0

2016-17 Florida Men's Basketball
Florida Opponent Game-by-Game (as of Feb 14, 2017)
All games

OPPONENT STATISTICS

Opponent	Date	Score		Total		3-Pointers		Free throws		Rebounds				pf	a	t/o	blk	stl	pts	avg
				fg-fga	pct	3fg-fga	pct	ft-fa	pct	off	def	tot	avg							
vs FGCU	11/11/16	80-59	W	23-59	.390	8-20	.400	5-11	.455	14	24	38	38.0	22	8	19	2	1	59	59.0
vs Mercer	11/13/16	76-54	W	19-51	.373	7-19	.368	9-17	.529	10	22	32	35.0	31	9	17	4	6	54	56.5
vs St. Bonaventure	11/17/16	73-66	W	24-63	.381	9-27	.333	9-14	.643	15	21	36	35.3	23	8	17	8	8	66	59.7
vs Belmont	11/21/16	78-61	W	20-51	.392	7-27	.259	14-22	.636	11	24	35	35.2	18	11	21	0	3	61	60.0
vs Seton Hall	11/24/16	81-76	W	27-63	.429	5-14	.357	17-25	.680	15	25	40	36.2	26	8	12	1	5	76	63.2
vs Gonzaga	11/25/16	72-77	L	30-58	.517	7-16	.438	10-14	.714	12	26	38	36.5	24	12	16	3	6	77	65.5
vs Miami	11/27/16	65-56	W	23-61	.377	4-14	.286	6-9	.667	16	21	37	36.6	16	8	13	2	4	56	64.1
at North Florida	12/1/16	91-60	W	20-53	.377	6-22	.273	14-19	.737	10	19	29	35.6	21	2	20	3	4	60	63.6
vs Duke	12/6/16	74-84	L	32-61	.525	7-17	.412	13-14	.929	10	25	35	35.6	18	16	13	6	8	84	65.9
at Florida State	12/11/16	78-83	L	27-59	.458	4-15	.267	25-33	.758	11	31	42	36.2	17	10	14	4	4	83	67.6
vs Charlotte	12/17/16	87-46	W	14-51	.275	4-16	.250	14-21	.667	6	17	23	35.0	22	7	20	0	7	46	65.6
LITTLE ROCK	12/21/16	94-71	W	29-58	.500	5-16	.313	8-11	.727	8	16	24	34.1	16	11	13	2	3	71	66.1
at Arkansas	12/29/16	81-72	W	25-61	.410	6-15	.400	16-20	.800	11	26	37	34.3	19	12	13	6	4	72	66.5
OLE MISS	1/3/17	70-63	W	24-47	.511	5-19	.263	10-13	.769	7	27	34	34.3	20	8	21	3	10	63	66.3
TENNESSEE	1/7/17	83-70	W	27-54	.500	6-14	.429	10-13	.769	9	22	31	34.1	22	10	19	1	6	70	66.5
at Alabama	1/10/17	80-67	W	23-50	.460	5-13	.385	16-32	.500	10	27	37	34.2	24	8	18	4	5	67	66.6
GEORGIA	1/14/17	80-76	Wot	28-58	.483	4-16	.250	16-21	.762	11	30	41	34.6	27	15	18	0	7	76	67.1
at South Carolina	1/18/17	53-57	L	15-51	.294	4-13	.308	23-34	.676	12	29	41	35.0	28	8	15	6	7	57	66.6
VANDERBILT	1/21/17	66-68	L	23-50	.460	10-25	.400	12-13	.923	8	22	30	34.7	16	11	13	2	5	68	66.6
at LSU	1/25/17	106-71	W	28-64	.438	2-17	.118	13-19	.684	9	22	31	34.5	19	15	11	1	5	71	66.8
at Oklahoma	1/28/17	84-52	W	18-65	.277	1-16	.063	15-19	.789	11	28	39	34.8	26	4	12	3	2	52	66.1
MISSOURI	2/2/17	93-54	W	19-63	.302	8-21	.381	8-15	.533	11	21	32	34.6	21	7	13	0	8	54	65.6
KENTUCKY	2/4/17	88-66	W	23-61	.377	6-18	.333	14-23	.609	6	23	29	34.4	24	7	13	3	7	66	65.6
at Georgia	2/7/17	72-60	W	21-63	.333	6-18	.333	12-16	.750	12	33	45	34.8	19	10	16	6	2	60	65.4
TEXAS A&M	2/11/17	71-62	W	24-61	.393	4-18	.222	10-11	.909	13	27	40	35.0	21	9	20	6	11	62	65.2
at Auburn	2/14/17	114-95	W	31-73	.425	6-21	.286	27-39	.692	18	17	35	35.0	25	15	11	5	3	95	66.4
Opponents		1726		617-1509	.409	146-467	.313	346-498	.695	286	625	911	35.0	565	249	408	81	141	1726	66.4
Florida		2090		702-1541	.456	203-557	.364	483-662	.730	313	661	974	37.5	488	345	305	131	210	2090	80.4

Games played: 26
Points/game: 66.4
FG Pct: 40.9
3FG Pct: 31.3
FT Pct: 69.5

Rebounds/game: 35.0
Assists/game: 9.6
Turnovers/game: 15.7
Assist/turnover ratio: 0.6
Steals/game: 5.4
Blocks/game: 3.1

2016-17 Florida Men's Basketball
Florida Points-Rebounds-Assists (as of Feb 14, 2017)
All games

Opponent	Date	Score		00	01	02	05	11	12	13
				HILL,KASEY	ROBINSON,D	HESTER,ERI	ALLEN,KEVA	CHIOZZA,CH	GAK,GORJOK	HAYES,KEVA
vs FGCU	11/11/16	80-59	w	11-3-4	14-6-0	0-1-0	6-2-2	6-2-4	0-0-0	9-5-1
vs Mercer	11/13/16	76-54	w	6-3-2	12-9-1	1-0-0	13-3-5	4-1-2	1-2-0	4-4-0
vs St. Bonaventure	11/17/16	73-66	w	4-2-4	14-7-1	DNP	16-3-1	6-4-2	DNP	3-3-0
vs Belmont	11/21/16	78-61	w	5-1-5	11-4-2	0-0-0	14-1-0	8-2-1	0-2-0	7-4-0
vs Seton Hall	11/24/16	81-76	w	6-2-2	5-3-1	DNP	21-6-1	14-1-2	0-0-0	0-0-0
vs Gonzaga	11/25/16	72-77	L	8-4-7	18-5-0	DNP	15-1-0	0-3-1	DNP	2-2-0
vs Miami	11/27/16	65-56	w	16-2-3	10-5-1	0-0-0	9-2-1	0-3-5	DNP	4-2-0
at North Florida	12/1/16	91-60	w	5-2-5	10-6-0	3-0-1	5-2-1	16-4-9	4-2-0	8-3-0
vs Duke	12/6/16	74-84	L	13-7-6	11-4-1	DNP	21-0-0	2-1-1	DNP	2-2-0
at Florida State	12/11/16	78-83	L	21-3-3	8-5-0	0-0-0	16-0-0	6-3-4	DNP	4-7-0
vs Charlotte	12/17/16	87-46	w	6-4-5	15-9-1	7-0-1	8-2-3	9-3-4	0-2-0	9-5-0
LITTLE ROCK	12/21/16	94-71	w	11-2-11	21-7-2	3-1-0	19-5-3	3-3-3	2-0-0	12-8-0
at Arkansas	12/29/16	81-72	w	10-2-6	17-7-0	DNP	21-2-0	5-0-4	DNP	10-6-0
OLE MISS	1/3/17	70-63	w	8-5-5	11-0-0	DNP	14-5-1	1-2-3	DNP	4-5-0
TENNESSEE	1/7/17	83-70	w	7-2-7	4-2-0	DNP	23-5-1	2-3-2	DNP	3-2-0
at Alabama	1/10/17	80-67	w	13-5-4	8-6-0	DNP	6-1-2	8-1-2	DNP	8-4-0
GEORGIA	1/14/17	80-76	w	11-0-4	5-2-2	0-0-0	9-1-2	2-2-4	DNP	2-3-0
at South Carolina	1/18/17	53-57	L	11-1-2	8-10-0	0-0-0	1-2-0	4-4-4	DNP	6-2-0
VANDERBILT	1/21/17	66-68	L	5-2-7	12-6-0	DNP	29-1-0	0-1-2	DNP	2-3-0
at LSU	1/25/17	106-71	w	6-2-3	24-8-2	16-3-4	11-0-2	9-5-10	0-2-0	12-2-1
at Oklahoma	1/28/17	84-52	w	12-4-8	13-4-0	2-2-0	8-3-1	0-1-4	2-0-0	20-9-2
MISSOURI	2/2/17	93-54	w	11-5-4	9-11-1	8-0-0	15-3-0	12-12-10	2-2-0	8-5-0
KENTUCKY	2/4/17	88-66	w	21-5-6	16-9-0	3-2-0	12-4-3	2-9-9	DNP	5-5-0
at Georgia	2/7/17	72-60	w	12-2-5	6-2-0	DNP	7-3-1	15-4-2	DNP	5-3-1
TEXAS A&M	2/11/17	71-62	w	3-3-3	4-3-1	0-0-0	8-3-5	11-4-5	DNP	4-1-0
at Auburn	2/14/17	114-95	w	11-2-12	14-6-1	0-1-0	17-3-1	11-1-1	DNP	9-3-1

Opponent	Date	Score		15	23	24	25	32
				EGBUNJ,JOH	LEON,JUSTI	BARRY,CANY	STONE,KEIT	RIMMER,SCH
vs FGCU	11/11/16	80-59	w	13-8-0	8-3-0	13-6-0	0-2-0	0-0-0
vs Mercer	11/13/16	76-54	w	6-8-0	17-5-1	7-4-0	2-3-3	3-0-0
vs St. Bonaventure	11/17/16	73-66	w	8-10-1	6-3-0	16-5-1	0-0-0	DNP
vs Belmont	11/21/16	78-61	w	12-8-1	0-5-1	17-2-0	4-1-2	0-1-0
vs Seton Hall	11/24/16	81-76	w	8-10-0	7-7-0	20-6-2	0-0-0	DNP
vs Gonzaga	11/25/16	72-77	L	12-7-0	5-4-0	12-5-1	0-0-0	DNP
vs Miami	11/27/16	65-56	w	7-4-0	4-2-0	0-2-1	15-8-0	DNP
at North Florida	12/1/16	91-60	w	7-5-0	13-1-0	12-4-0	8-1-1	0-1-0
vs Duke	12/6/16	74-84	L	9-12-0	7-3-1	6-1-1	3-1-0	DNP
at Florida State	12/11/16	78-83	L	8-5-0	7-1-1	6-2-1	2-3-0	DNP
vs Charlotte	12/17/16	87-46	w	DNP	4-6-1	16-4-2	10-4-0	3-4-0
LITTLE ROCK	12/21/16	94-71	w	DNP	0-0-0	15-1-0	5-2-0	3-1-1
at Arkansas	12/29/16	81-72	w	5-11-1	6-4-0	2-1-2	5-0-0	0-0-0
OLE MISS	1/3/17	70-63	w	7-5-0	5-1-0	20-2-0	0-1-1	DNP
TENNESSEE	1/7/17	83-70	w	2-0-0	19-6-0	15-4-2	5-1-1	3-3-0
at Alabama	1/10/17	80-67	w	6-2-0	4-0-0	13-4-1	14-2-2	DNP
GEORGIA	1/14/17	80-76	w	5-11-0	2-1-0	27-7-0	17-2-1	0-1-0
at South Carolina	1/18/17	53-57	L	7-4-1	0-3-1	13-0-0	1-6-0	2-0-0
VANDERBILT	1/21/17	66-68	L	6-6-1	6-6-2	6-2-0	0-0-0	DNP
at LSU	1/25/17	106-71	w	11-4-1	15-4-0	DNP	0-5-1	2-1-0
at Oklahoma	1/28/17	84-52	w	7-7-1	5-8-0	15-5-0	0-3-0	0-0-0
MISSOURI	2/2/17	93-54	w	7-7-0	4-5-1	17-4-0	DNP	0-1-0
KENTUCKY	2/4/17	88-66	w	8-7-0	3-3-0	14-0-0	DNP	4-1-0
at Georgia	2/7/17	72-60	w	6-3-0	10-7-0	11-5-0	0-5-1	DNP
TEXAS A&M	2/11/17	71-62	w	11-10-0	18-5-1	12-2-0	0-2-0	DNP
at Auburn	2/14/17	114-95	w	10-4-0	10-8-1	30-2-1	0-0-0	2-0-0