



2017-18 SOUTH CAROLINA MEN'S BASKETBALL

DIRECTOR OF ATHLETICS COMMUNICATIONS & PUBLIC RELATIONS: EMILY MILES // EFEENEY@MAILBOX.SC.EDU

CELL: 803-727-3284 // **TWITTER:** @EMILYMILES_SID

GAMECOCK MEN'S BASKETBALL SOCIAL MEDIA: #GAMECOCKS

TWITTER AND INSTAGRAM: @GAMECOCKMBB // **FACEBOOK:** /GAMECOCKMBB

GAMECOCK ATHLETICS ON THE WEB: GAMECOCKSONLINE.COM

2017-18 SCHEDULE

OVERALL: 15-13 | **SEC:** 6-9

HOME: 9-5 | **AWAY:** 4-6 | **NEUTRAL:** 2-2

NCAA RPI: 73

OCTOBER

30 Erskine + W, 85-44

NOVEMBER

5 Virginia Tech = L, 86-67
10 at Wofford W, 73-52
13 Western Michigan ^ W, 78-60
16 vs. Illinois State # L, 69-65
17 vs. UTEP # W, 80-56
19 vs. Western Michigan # W, 79-66
27 at FIU W, 78-61
30 vs. Temple % L, 76-60

DECEMBER

2 UMass W, 76-70
6 Wyoming W, 80-64
9 Coastal Carolina W, 80-78
19 at Clemson L, 64-48
27 Limestone W, 74-45
31 at Ole Miss* L, 74-69

JANUARY

3 Missouri* L, 79-68
6 Vanderbilt* W, 71-60
9 at Alabama* L, 76-62
13 at Georgia* W, 64-57
16 No. 18/16 Kentucky* W, 76-68
20 No. 21/21 Tennessee* L, 70-63
24 at No. 20/22 Florida* W, 77-72
27 No. 14/14 Texas Tech ! L, 70-63
31 Mississippi State* L, 81-76

FEBRUARY

3 at Texas A&M* L, 83-60
6 at Arkansas* L, 81-65
10 RV/RV Florida* L, 65-41
13 at No. 18/17 Tennessee* L, 70-67
17 No. 10/11 Auburn* W, 84-75
21 Georgia* W, 66-57
24 at Mississippi State* 3:30 p.m./ SECN
28 LSU* 6:30 p.m./ SECN

MARCH

3 at No. 12/13 Auburn* 3:30 p.m./ SECN
3-11 SEC Tournament (St. Louis, Mo.) & TBD
15-18 NCAA Tourn. First/Second Rounds TBD
23-25 NCAA Tourn. Sweet 16/Elite Eight TBD
31 Final Four TBD

APRIL

2 National Championship TBD

All home games in **bold** | All times listed Eastern | **SECN+** - SEC Network + | **SECN** - SEC Network | **CBSN** - CBS Sports Network | * indicates SEC contest | + indicates exhibition | = - Hoops 4 Hurricane Relief exhibition | ^ - Puerto Rico Tip-Off (Columbia, S.C.) | # - Puerto Rico Tip-Off (Myrtle Beach, S.C.) | % - Under Armour Reunion | ! - Big 12/SEC Challenge (Columbia, S.C.) | & - SEC Tournament (St. Louis, Mo.)



GAMECOCKS

(15-13, 6-9 SEC)

HEAD COACH: Frank Martin (FIU, '93)

AT CAROLINA: 111-87 (6th season)

CAREER: 228-141 (11th season)

VS. MISSISSIPPI STATE: 6-4

TOP SCORER: Silva (14.2)

TOP REBOUNDER: Silva (7.6)

TOP ASSIST MAKER: Gravett (3.6)

COMMUNICATIONS/PR: Emily Miles

TWITTER UPDATES: @GamecockMBB



MISSISSIPPI STATE

(20-8, 8-7 SEC)

HEAD COACH: Ben Howland

(Weber College, '79)

AT MISS. STATE: 50-41 (3rd season)

CAREER: 451-247 (22nd season)

VS. CAROLINA: 2-3

TOP SCORER: Q. Weatherspoon (14.8)

TOP REBOUNDER: Ado (6.9)

TOP ASSIST MAKER: Peters (4.2)

MEDIA RELATIONS: Gregg Ellis

TWITTER UPDATES: @HailStateMBK

PROBABLE STARTERS

SOUTH CAROLINA	HT.	WT.	YR.	HOMETOWN	PPG	RPG	MPG
G - #2 Hassani Gravett	6-2	187	R-Jr.	Villa Rica, Ga.	7.4	3.5	25.0
G - #23 Evan Hinson	6-4	240	So.	Deltona, Fla.	2.9	1.4	10.4
F - #10 Justin Minaya	6-5	210	Fr.	Harrington Park, N.J.	8.1	4.3	26.9
F - #21 Maik Kotsar	6-10	260	So.	Tallinn, Estonia	7.6	4.7	26.0
F - #30 Chris Silva	6-9	223	So.	Libreville, Gabon	14.2	7.6	25.0
MISSISSIPPI STATE	HT.	WT.	YR.	HOMETOWN	PPG	RPG	MPG
G - #0 Nick Weatherspoon	6-2	195	Fr.	Canton, Miss.	11.2	3.0	28.5
G - #1 Lamar Peters	6-0	185	So.	New Orleans, La.	8.7	2.4	25.8
G - #11 Q. Weatherspoon	6-4	205	Jr.	Canton, Miss.	14.8	6.0	30.9
F - #24 Abdul Ado	6-11	250	R-Fr.	Lagos, Nigeria	8.4	6.9	26.1
F - #35 Aric Holman	6-10	225	Jr.	Owensboro, Ky.	11.1	6.6	22.3

STARTING FIVE

> South Carolina rides a two-game win streak into Saturday's matchup at Mississippi State. Four scored in double figures in the Gamecocks' most recent win, a 66-57 decision to Georgia. Junior forward Chris Silva and graduate student guard Wesley Myers led the way for Carolina with 15 points each. Myers matched a career high with five made 3s in the contest, including three in the second half.

> A season high 13 3s, and a season low five turnovers were the difference in the matchup vs. UGA on Wednesday. Myers (5) and fellow graduate guard Frank Booker (4) combined for nine of Carolina's 13 3s. The five giveaways matched for an all-time low for the Gamecocks under the direction of head coach Frank Martin, matching last season's Final Four squad, who also had a season low five turnovers vs. Gonzaga on the big stage.

> If the regular season ended today, the Gamecocks would hold the No. 11 seed in the SEC Tournament and would be slated to face 14th-seeded Vanderbilt. Auburn paces the SEC with a 12-3 overall record, followed by Tennessee at 10-5, and there are currently six teams tied with matching 8-7 records.

> In the first meeting this season vs. Mississippi State, Booker erupted for a career high 25 points, hitting eight shots overall, including five 3s. MSU led by as many as nine midway through the second half, but the Gamecocks battled back to make it a one-possession game in the final minutes.

> Over the course of the last five games, Booker paces the Gamecocks with 14.6 points per game, and Silva adds 11.8 per outing. During the stretch, the duo are a combined 51-of-61 (83.6%) at the free throw line.

HEADLINES

> South Carolina is in its 110th season of varsity basketball in 2017-18.

> South Carolina advanced to its first Final Four in 2016-17, which included posting its first NCAA Tournament win since the 1973 campaign when it tallied a 93-73 win over Marquette in the First Round.

> The Gamecocks finished the 2016-17 campaign with a 26-11 overall record. The 26 wins were a program record.

> Among active Division I head coaches, South Carolina's Frank Martin holds the sixth-highest NCAA Tournament winning percentage (.667) behind only Duke's Mike Krzyzewski, North Carolina's Roy Williams, Kentucky's John Calipari, Michigan State's Tom Izzo and Kansas' Bill Self.

> South Carolina compiled 51 wins over the course of the 2015-16 and 2016-17 seasons.

> Entering the 2017-18 campaign, Frank Martin has led his team to at least 20 wins in seven of 10 seasons.

GAME INFO

ARENA: Humphrey Coliseum (10,575)

BROADCAST: SEC Network

PLAY-BY-PLAY: Kevin Fitzgerald

ANALYST: Sean Harrington

RADIO: Gamecock Radio Network

PLAY-BY-PLAY: Derek Scott

ANALYST: Casey Manning

SIRIUS: N/A | **XM:** N/A

WATCH: WatchESPN.com

LIVE STATS: GamecocksOnline.com

TICKETS: HailState.com

SERIES: MSU leads 20-14

IN STARKVILLE: MSU leads 10-4

TREND: South Carolina has won















three of the last five meetings

LAST GAME: 81-76 Mississippi State win on Jan. 31, 2018, in Columbia



SOUTH CAROLINA GAMECOCKS

OVERALL: 15-13; SEC: 6-9; HOME: 9-5; AWAY: 4-6; NEUTRAL: 2-2

0		DAVID BEATTY - Fr. - G - 6-2 - 205 - Philadelphia, Pa. MIN PTS RBS AST FG% 3FG% FT% 13.5 3.6 1.0 0.9 25.6 19.2 72.7	- Top scoring output of the season with 13 in the loss to Temple (Nov. 30); 6-11 FG - Season high 16 points, hitting 6-of-11 from the field in win over Limestone (Dec. 27) - Played a season high 33 minutes vs. Ole Miss (Dec. 31), scoring nine points, with a season high six rebounds; 2 assists and 2 steals - Matched season high with six rebounds vs. Mississippi State (Jan. 31)
2		HASSANI GRAVETT - R-Jr. - G - 6-2 - 187 - Villa Rica, Ga. MIN PTS RBS AST FG% 3FG% FT% 25.0 7.4 3.5 3.6 38.7 31.0 72.4	- Missed first three games of SEC play due to a right ankle sprain - Dished an SEC season high seven assists, against just one turnover, vs. Miss. State (Jan. 31) - Returned to starting lineup at Arkansas (Feb. 6); 12 points, 7 rebs., 4 assts. - Dished four assists and scored 12 points (5-of-6 FG) at Tennessee (Feb. 13) - 9 points, 4 rebounds, 3 assists and two steals in upset of No. 10 Auburn (Feb. 17)
5		FRANK BOOKER - GS - G - 6-3 - 208 - Augusta, Ga. MIN PTS RBS AST FG% 3FG% FT% 26.0 11.9 3.1 1.1 42.8 39.2 74.4	- Secured the win at No. 20 Florida (Jan. 24) with 4-4 at the FT line in final 39 seconds - Career high 25 points on 8-of-12 shooting with five 3s, vs. Mississippi State (Jan. 31) - Tallied team high 19 points, hitting 10-of-11 at the free throw line, at Tennessee (Feb. 13) - 19 points, four 3s, five rebounds and three assists in upset of No. 10 Auburn (Feb. 17) - 14 points, 4 3-pointers and two blocks in 34 min vs. Georgia (Feb. 21)
10		JUSTIN MINAYA - Fr. - F - 6-5 - 210 - Harrington Park, N.J. MIN PTS RBS AST FG% 3FG% FT% 26.9 8.1 4.3 1.5 37.7 34.1 70.8	- Missed the Jan. 31 game vs. Mississippi State due to a right ankle sprain - Returned to the court at Texas A&M (Feb. 3), team high 16 points off the bench - 11 points, 4 assists and a block at Arkansas (Feb. 6) - Scored six points with seven rebounds, two assists, two steals, at Tennessee (Feb. 13) - 8 points, two rebounds and an assists in upset of No. 10 Auburn (Feb. 17)
12		KHADIM GUEYE - So. - F - 7-0 - 248 - Dakar, Senegal MIN PTS RBS BLK FG% 3FG% FT% 5.2 0.0 0.7 0.1 0.0 0.0 0.0	- Saw 10 minutes of action at Wofford (Nov. 10), pulled down 4 rebounds - Collected a rebound and a steal vs. Limestone (Dec. 27) - Big block in five minutes of action at No. 20 Florida (Jan. 24) - Played 13 minutes at Tennessee (Feb. 13), collecting a rebound and a steal
13		FELIPE HAASE - Fr. - F - 6-9 - 249 - Osorno, Chile MIN PTS RBS AST FG% 3FG% FT% 19.6 5.9 4.0 0.9 39.4 25.6 74.2	- Played just 12 minutes due to foul trouble, but dished a season high four assists in the win over No. 18 Kentucky (Jan. 16) - 11 points in just 11 minutes, hitting 4-of-5 from the field, vs. No. 14 TTU (Jan. 27) - 9 points, an assist and steal at Arkansas (Feb. 6) - Tallied an SEC season high 12 points, hitting five shots, in win over Georgia (Feb. 21)
14		IBRAHIM FAMOUKE DOUMBIA - Fr. - F - 6-6 - 205 - Bamako, Mali MIN PTS RBS AST FG% 3FG% FT% 3.6 0.7 0.8 0.0 23.1 0.0 50.0	- Named 2017 5A-2A First-Team All-Dade County - Represented Mali's National Team at U18 Championships in 2016 - Scored first career points vs. Illinois State (Nov. 16) on a lay-in - Pulled down five rebounds in eight minutes vs. Limestone (Dec. 27) - Three points, including a dunk, at Tennessee (Feb. 13)
15		WESLEY MYERS - GS - G - 6-1 - 193 - Brooklyn, N.Y. MIN PTS RBS AST FG% 3FG% FT% 21.3 7.4 2.4 1.6 40.0 41.4 64.9	- 16 points, with three 3s and a pair of assists vs. No. 21 Tennessee (Jan. 20) - Breakout performance at No. 20 Florida (Jan. 24), hitting five 3s and eight baskets overall, to lead the team with 22 points; also 4 assists and 4 steals in 34 minutes - 13 points, four rebounds and two steals in 29 points in upset of No. 10 Auburn (Feb. 17) - Big 15 points, matching career high with five 3s, in win vs. Georgia (Feb. 21)
20		TOMMY CORCHIANI - So. - G - 6-3 - 180 - Raleigh, N.C. MIN PTS RBS AST FG% 3FG% FT% 1.5 0.0 1.0 0.0 0.0 0.0 0.0	- Saw action in five games last season - Played a season high four minutes in home win vs. Auburn last season - Son of Chris Corchiani, who played basketball at NC State - Saw action in home win over Limestone (Dec. 27) - Unavailable for seven games due to a left knee injury
21		MAIK KOTSAR - So. - F - 6-10 - 280 - Tallinn, Estonia MIN PTS RBS AST FG% 3FG% FT% 26.0 7.6 4.7 1.5 42.2 24.0 52.4	- Big in the win vs. No. 18 Kentucky, 12 points, including career high 6-of-9 from the free throw line (5-7 second half). Also six rebounds and three steals. - 7 points, 4 rebounds, an assist and two steals in matchup at Arkansas (Feb. 6) - 8 points (all in the second half), 2 steals in upset win over No. 10 Auburn (Feb. 17) - Season high nine rebounds, 7 offensive, in win vs. Georgia (Feb. 21)
23		EVAN HINSON - So. - G - 6-4 - 240 - Deltona, Fla. MIN PTS RBS AST FG% 3FG% FT% 10.4 2.9 1.4 0.4 34.7 31.6 60.0	- Scored five points, with an assist and block in career high 16 min. at Alabama (Jan. 9) - Hit two early 3s in win at Georgia (Jan. 13), making third-straight start; finished with a career high eight points, in career high 19 minutes - A pair of 3s and a dunk, scoring eight points, with an assist, block and steal in win at No. 20 Florida (Jan. 24)
25		CHRISTIAN SCHMITT - So. - G - 5-11 - 180 - Mars, Pa. MIN PTS RBS AST FG% 3FG% FT% 2.0 0.0 0.0 0.0 0.0 0.0 0.0	- Saw action in five games last season. - Played a season high three minutes in win over SC State - Saw action in win vs. WMU (Nov. 13) - Saw court time vs. UTEP (Nov. 17), and Limestone (Dec. 27)
30		CHRIS SILVA - Jr. - F - 6-9 - 223 - Libreville, Gabon MIN PTS RBS BLK FG% 3FG% FT% 25.0 14.2 7.6 1.3 46.2 41.7 76.1	- 10 points, five rebounds and matched career high with five blocks vs. Florida (Feb. 10) - Now ranks ninth in Carolina history with 112 career blocks - 12 points, 7 rebounds, 6-of-6 at FT line, at Tennessee (Feb. 13) - 14 points, 11 rebounds, two blocks, three steals in upset win of No. 10 Auburn (Feb. 17) - 15 points, six rebounds and two assists in win vs. Georgia (Feb. 21)
33		JASON CUDD - Fr. - F - 7-1 - 255 - Myrtle Beach, S.C. MIN PTS RBS BLK FG% 3FG% FT% 7.2 1.4 1.1 0.2 38.1 0.0 70.6	- Played a season high nine minutes of action vs. Missouri (Jan. 3) - Provided spark off the bench vs. Vandy, collecting a block, an assist, a dunk and 3 rebounds - Saw 14 minutes of action off the bench at Texas A&M (Feb. 3), 3 points, 3 rebounds - 13 minutes at Tennessee (Feb. 13), two points, two rebounds and a block - Tallied six points and a rebound off the bench in upset win vs. No. 10 Auburn (Feb. 17)

BY THE NUMBERS

15

> Graduate student guard Wes Myers tallied 15 points off the bench in the home win over Georgia on Wednesday. It was the most he's scored since his season high 22 at Florida (Jan. 24), and it was his second straight game in double figures.

65

> Graduate student guard Frank Booker paces the Gamecocks and is seventh in the SEC with 2.3 3-point field goals made per game. He has 65 this season, which is just three away from cracking the Gamecock top 10 for a single season in made 3s.

12

> Rookie forward Felipe Haase tallied an SEC season high 12 points in the win vs. Georgia on Wednesday. He hit five shots, including three of Carolina's eight made 2-point baskets in the contest. In league play, he is averaging 4.6 points per game.

243

> Chris Silva ranks third nationally with 243 free throw attempts on the year (8.67 per game), and fourth with 185 makes (6.60 per game) at the line. He was 9-of-10 at the line vs. Georgia, and it was his ninth SEC game with 10+ attempts at the free throw line.

75

> South Carolina (37) and Auburn (38) combined for 75 free throw attempts in the contest last Saturday. It was the most combined in a game this season for Carolina, and the most since a combined 74 in the Gamecock win over No. 18 Kentucky on Jan. 16.

A CAROLINA WIN WOULD...

- > Be the second win in a row for the Gamecocks in Starkville
- > Be Carolina's fifth road win of the season and seventh total away from home
- > Be the third win in a row, Carolina's longest win streak since early December

KEY STAT

- > Graduate student guard Frank Booker hit four 3s in the win vs. Georgia on Wednesday night. It marked his 19th game this season with multiple made 3-pointers and his 13th performance with three or more.

KEY STAT

- > As a team in the month of February, Carolina has connected on 97-of-125 attempts at the free throw line, 77.6%. Leaders at the line, Booker has hit 20-of-25 (80.0%) and Silva has connected on 37-of-44 (84.1%) attempts during the month.



Last season South Carolina advanced to the school's first Final Four. Carolina posted a 93-73 win over Marquette in the NCAA Tournament First Round, its first Tournament victory since 1973. The Gamecocks went on to defeat three of the East Region's top four seeds in No. 2 Duke, No. 3 Baylor and No. 4 Florida, en route to a school record 26 wins and a berth in the Final Four in Phoenix.

> South Carolina played six of its first seven games away from home to begin the 2017-18 campaign, posting a 5-2 record during the stretch.

> Martin is joined on the bench by assistant coaches Perry Clark (fifth season), Chuck Martin (first season) and Bruce Shingler (second season), and director of basketball operations Andy Assaley in his sixth season.

> Clark brings 19 years of head coaching experience to the bench, as he served the combined years as head coach at Tulane, Miami (Fla.) and Texas A&M Corpus Christi, while Chuck Martin served as head coach at Marist for five campaigns.

> Martin is 94-93 (.502) all-time in league play. In his 10 seasons leading a squad through a full slate of league games, his team has posted double-digit conference wins six times.

> South Carolina has improved its conference record in each of Frank Martin's five seasons leading the squad through the SEC slate. In his first SEC campaign (2013), Martin led his squad to four wins, followed by five wins in 2014, six in 2015, 11 in 2016 and 12 last season.

> South Carolina is in its 26th basketball season as a member of the Southeastern Conference. The Gamecocks are 173-268 (.392) all-time in SEC games.

> South Carolina has 23 games missed to injury this season: Hassani Gravett (3/right ankle sprain); Kory Holden (11/hamstring injury); David Beatty (1/elbow injury); Tommy Corchiani (7 games/left knee injury); Justin Minaya (1 game/right ankle sprain).

FRANK MARTIN

> South Carolina head coach Frank Martin is in his sixth season leading the Gamecocks and 11th season overall as a head coach in 2017-18. Martin, the 2017 Jim Phelan National Coach of the Year (CollegeInsider.com), led South Carolina to its first Final Four and a school record 26 wins a season ago. In his 10 seasons as a head coach, Martin has led his teams to at least 21 wins seven times, including a combined 51 wins for the Gamecocks over the course of the 2005-16 and 2016-17 seasons. Martin is a native of Miami, Fla., and a graduate of FIU.

> Prior to his time on the sidelines in the college ranks, Martin spent 15 years in high school coaching in Miami, Fla., including the last seven as a head coach. He was part of five state championships as an assistant at Miami Senior High School (1985-93), before earning two titles as the program's head coach (1995-98). Highlighting Martin's stint as the head coach of the program were consecutive 30-win seasons and consecutive Florida 6A State Championships in 1996 and 1997, with his 1997 squad earning a 36-1 overall record and ranking No. 4 in the USA Today Top 25 Poll. He also served as the head coach at North Miami Senior High School (1993-95) and one season at Booker T. Washington High School (1999-2000).

SCOUTING THE GAMECOCKS

> Carolina is 15-13 overall this season and 6-9 in SEC contests after posting back-to-back wins at home over then-No. 10 Auburn and Georgia.

> Carolina is currently in a tie for 10th place in the SEC standings and would own the No. 11 seed in the league tournament if it started today.

> South Carolina has four Quadrant 1 wins and two Quadrant 2 wins this season. The Gamecocks are undefeated in Q4 and Q5 contests.

> Carolina is 2-5 in SEC road games this season, with wins at Georgia and Florida.

> Silva's 15.3 points per game lead Carolina in league contests this season. Booker adds 12.8 per outing and Myers provides 9.4.

> Silva is averaging 13.4 points and 8.6 rebounds in SEC road contests. He is also a combined 50-of-62 (80.6%) at the line in road league games.

> Sophomore forward Maik Kotsar pulled down a season high nine rebounds in the win vs. Georgia on Wednesday, including a career high, seven on the offensive glass. Kotsar averages 4.5 rebounds per game in league action this season.

> 10 different Gamecocks average at least 10.4 minutes per game, and six average 20+ minutes per game.

> In the SEC statistics (overall games), Carolina is fifth in scoring defense (67.8 ppg), seventh in rebound margin (+3.0) and fifth in turnovers margin (+1.9).

STAT COMPARISON

	SC	MSU	NCAA Rank
Record	15-13	20-8	169/50
Conference Record	6-9	8-7	-
Current Streak	W2	W2	-
Scoring Avg.	69.4	75.4	279/135
Opponent Scoring Avg.	67.8	67.1	64/54
Scoring Margin	+1.6	+8.3	177/56
Field Goal %	.394	.471	346/55
Opponent Field Goal %	.427	.410	111/34
3-Point Field Goal %	.324	.312	302/333
Opponent 3-Point Field Goal %	.335	.328	98/64
3-Point Field Goals Made PG	6.9	7.0	248/244
3-Point Field Goal Attempts PG	21.4	22.3	191/150%
Free Throw %	.703	.682	209/286
Opponent Free Throw %	.713	.687	-
Rebounding Avg.	36.8	37.4	104/89
Opponent Rebounding Avg.	33.7	33.7	-
Rebounding Margin	+3.0	+3.6	83/56
Turnovers Avg.	13.1	13.0	182/170
Opponent Turnover Avg.	15.1	13.8	50/125
Assists Avg.	12.7	13.8	248/170
Blocks Avg.	3.2	5.3	201/17
Steals Avg.	5.6	6.6	253/129

% indicates total attempts

NCAA stats games through Feb. 21

SCOUTING THE BULLDOGS

> Mississippi State is 20-8 on the year and 8-7 in SEC contests. The Bulldogs have won two straight, a home win vs. Ole Miss and a 93-81 decision at Texas A&M on Tuesday.

> Ben Howland is in his third season at MSU.

> The Weatherspoon brothers pace MSU with Quindarry averaging 14.8 per game, and younger brother, Nick adding 11.2 per outing.

> In SEC games, The duo averages 15.3, and 11.6, respectively, to lead the team.

> Mississippi State is 17-1 at home this season and 6-1 in SEC home games, with its lone loss coming in a 76-68 decision vs. Auburn on Jan. 13.

> Sophomore guard Lamar Peters ranks fifth in the SEC (overall games) with 4.2 assists per game. He is also fifth in strictly SEC games with 4.5 per outing.

> In the SEC stats (overall games), Mississippi State is third in scoring defense (67.1 ppg), second in scoring margin (+8.3), sixth in rebound margin (+3.6), fourth in blocked shots (5.3) and in steals (6.6).

ASSOCIATED PRESS TOP 25

Feb. 19, 2018

Rk.	Team	Record	Pts.
1	Virginia (42)	24-2	1,601
2	Michigan State (19)	26-3	1,565
3	Villanova (4)	24-3	1,509
4	Xavier	24-4	1,398
5	Duke	22-5	1,292
6	Gonzaga	25-4	1,206
6	Texas Tech	22-5	1,206
8	Kansas	21-6	1,166
9	Purdue	24-5	1,130
10	North Carolina	21-7	1,074
11	Cincinnati	23-4	954
12	Auburn	23-4	873
13	Wichita State	21-5	870
14	Arizona	21-6	831
15	Clemson	20-6	683
16	Ohio State	22-7	680
17	Michigan	22-7	615
18	Rhode Island	21-4	455
19	Tennessee	19-7	427
20	Nevada	23-5	330
21	West Virginia	19-8	329
22	Saint Mary's	25-4	291
23	Houston	21-5	263
24	Middle Tennessee	22-5	87
25	Florida State	19-8	63

Others receiving votes: Baylor 52, Kentucky 33, Arizona State 32, Arkansas 23, UCLA 20, St. Bonaventure 13, Virginia Tech 12, Creighton 10, Penn State 6, Missouri 5, Kansas State 5, Texas A&M 4, TCU 4, Loyola-Chicago 2, Butler 2, East Tennessee State 1, Alabama 1, Boise State 1, Oklahoma 1

Dropped from rankings: Texas A&M 21, Oklahoma 23, Arizona State 25

ESPN/USA TODAY TOP 25

Feb. 19, 2018

Rk.	Team	Record	Pts.
1	Michigan State (20)	26-3	782
2	Virginia (8)	24-2	773
3	Villanova (4)	24-3	745
4	Xavier	24-4	656
5	Duke	22-5	655
6	Gonzaga	25-4	602
7	Texas Tech	22-5	588
8	Kansas	21-6	566
9	Purdue	24-5	526
10	North Carolina	21-7	498
11	Cincinnati	23-4	497
12	Wichita State	21-5	404
13	Auburn	23-4	358
14	Arizona	21-6	340
15	Ohio State	22-7	339
16	Michigan	22-7	325
17	Clemson	20-6	324
18	Rhode Island	21-4	263
19	Tennessee	19-7	208
20	Saint Mary's	25-4	173
21	West Virginia	19-8	168
22	Nevada	23-5	143
23	Houston	21-5	119
24	Middle Tennessee	22-5	72
25	Arizona State	19-7	47

Others receiving votes: Creighton 34, Kentucky 31, Virginia Tech 20, Florida State 18, Texas A&M 15, Florida 14, Seton Hall 13, Baylor 12, UCLA 11, St. Bonaventure 11, Butler 9, Kansas State 9, Miami 9, Nebraska 7, Loyola-Chicago 6, Arkansas 3, East Tennessee State 2, Louisiana 1, Boise State 1, New Mexico State 1, Oklahoma 1, TCU 1

Dropped from rankings: Oklahoma 23, Creighton 25

THE SERIES

> MSU leads the all-time series vs. South Carolina, 20-14.

> The Bulldogs own a 10-4 advantage in games played in Starkville.

> Carolina won last season's meeting at Humphrey Coliseum, 77-73, behind 28 points from then-senior Sindarius Thornwell.

> Below is a breakdown of the overall series and a look at the last 10 meetings:

MISSISSIPPI STATE (14-20)

H: 8-8; A: 4-10; N: 2-2

J. 9, 2013	A	54-56		L
M. 6, 2013	H	79-72	W	
M. 13, 2013	N	59-70		L
M. 8, 2014	A	74-62	W	
F. 28, 2015	H	81-68	W	
J. 26, 2016	H	84-74	W	
F. 27, 2016	A	58-68		L
F. 11, 2017	A	77-73	W	
F. 28, 2017	H	63-57	W	
J. 31, 2018	H	76-81		L

UP NEXT

> South Carolina returns to Colonial Life Arena on Wednesday for Senior Night vs. LSU. The meeting will be the first between the two schools this season. Roy Philpott (play-by-play) and Brooke Weisbrod (analyst) will have the call for the 6:30 p.m. ET, SEC Network broadcast.

BY THE NUMBERS

1.1 - Maik Kotsar leads the Gamecocks with 1.1 steals per game this season.

3.6 - Junior guard Hassani Gravett paces Carolina with 3.6 assists per game this season. He has 16 games this season with at least three assists, and seven with five or more, most recently dishing five (against zero turnovers) in the Feb. 21, win vs. Georgia.

8+ - South Carolina has posted at least eight made 3-pointers in 13 games this season, most recently posting a season high 13 in the home win vs. Georgia.

10+ - Chris Silva has seven games with at least 10 rebounds this season. Last season, the Libreville, Gabon, native had six double-digit rebound performances, including a career high 13 rebounds in the Final Four matchup vs. Gonzaga.

23 - The Gamecocks forced 23 UTEP turnovers on Dec. 17, marking the most turnovers in a game by a Carolina opponent since Alabama had 24 turnovers in the 4OT contest last season at Colonial Life Arena (Feb. 7, 2017).

35 - Junior forward Chris Silva played a career high 35 minutes in the Dec. 9 win vs. Coastal Carolina, and matched that with 35 minutes in the win at Georgia on Jan. 13 and again in the upset win over No. 18 Kentucky on Jan. 16.

42 - South Carolina tallied a season high 42 points in the paint in the win at FIU on Nov. 27, paced by Chris Silva's then-career high 26 points. The Gamecocks currently average 24.7 points in the paint per game.

65 - Grad transfer guard Frank Booker has 65 3s on the year, which is a team high. He has hit at least three 3s in 13 games this season and is averaging 39.2 percent from beyond the arc.

51 - Chris Silva is just 51 points away from becoming the 45th member of the South Carolina 1,000 points club.

70+ - South Carolina is 13-1 this season when scoring 70 or more points. Since the beginning of the 2016-17 campaign, the Gamecocks are 30-5 when

CAROLINA BENCH PRODUCTION

SC HIGH			
GAME	SC-OPP	DIFF.	BENCH SCORER
at Wofford	28-5	+23	Haase/Myers, 10
West. Michigan	24-12	+12	Beatty/Haase, 7
vs. Illinois State	19-33	-14	Beatty, 7
vs. UTEP	24-12	+12	Holden, 11
vs. West. Mich.	30-22	+8	Myers, 14
at FIU	4-11	-7	Haase, 4
vs. Temple	21-25	-4	Beatty, 13
UMass	14-20	-6	Haase, 11
Wyoming	19-15	+4	Haase, 17
Coastal Carolina	18-33	-15	Haase, 7
at Clemson	25-4	+21	Myers, 10
Limestone	30-18	+12	Haase/Myers, 5
at Ole Miss	18-28	-10	Beatty/Haase, 9
Missouri	18-19	-1	Beatty/Haase, 6
Vanderbilt	13-26	-13	Hinson, 6
at Alabama	16-35	-19	Gravett, 7
at Georgia	32-20	+12	Booker, 17
#18/16 Kentucky	21-14	+7	Booker, 18
#21/21 Tennessee	17-39	-22	Booker, 10
at No. 20/22 Florida	14-25	-11	Booker, 7
No. 14/14 Texas Tech	24-16	+8	Haase, 11
Miss. State	15-22	-7	Beatty, 6
at Texas A&M	32-26	+6	Minaya, 16
at Arkansas	27-16	+11	Holden, 11
Florida	22-23	-1	Booker, 17
#18/17 at Tennessee	30-19	+11	Booker, 19
#10/11 Auburn	43-28	+15	Booker, 19
Georgia	41-17	+24	Myers, 15
at Miss. State			
LSU			
at Auburn			

SPECIALTY STATS

(PP) points in paint; (OT) points off turnovers; (2nd) second chance points; (FB) fast break points

(South Carolina-Opponent)

GAME	PP	OT	2ND	FB
at Wofford	20-14	13-14	9-8	0-0
West. Michigan	32-30	16-13	13-8	11-10
vs. Illinois State	16-22	20-13	12-3	5-6
vs. UTEP	28-20	26-15	14-4	13-2
vs. West. Mich.	36-20	28-6	14-5	11-5
at FIU	42-30	25-18	12-4	13-11
vs. Temple	26-38	20-18	9-10	2-9
UMass	36-24	21-15	9-6	12-12
Wyoming	28-20	24-12	15-7	8-9
Coastal Carolina	24-28	11-16	10-14	2-7
at Clemson	28-16	15-16	11-10	2-4
Limestone	34-8	16-12	14-3	8-2
at Ole Miss	22-20	7-16	11-2	7-4
Missouri	28-16	6-17	12-10	4-11
Vanderbilt	32-20	16-15	8-5	0-5
at Alabama	20-44	17-14	3-12	4-8
at Georgia	12-16	9-6	14-10	0-2
#18/16 Kentucky	32-34	15-16	12-11	13-4
#21/21 Tennessee	16-32	18-19	8-9	4-9
at No. 20/22 Florida	20-28	19-7	8-15	2-10
No. 14/14 Texas Tech	22-24	10-14	17-14	0-4
Miss. State	26-38	21-13	12-9	8-10
at Texas A&M	18-40	17-19	17-10	4-17
at Arkansas	20-24	11-26	7-12	4-6
Florida	18-28	6-8	3-8	2-6
at Tennessee	20-30	23-13	4-9	7-8
Auburn	26-28	17-14	16-23	13-4
Georgia	10-18	18-4	18-8	2-6
at Miss. State				
LSU				
at Auburn				
SC Total	692	465	312	161
SC Average	24.7	16.6	11.1	5.8
Opp Total	714	389	249	191
Opp Average	25.5	13.9	8.9	6.8

UNIVERSITY INFORMATION

Location..... Columbia, S.C.
 Founded..... 1801
 Enrollment..... 34,099
 Nickname..... Gamecocks
 Colors Garnet (PMS 202) and Black
 National Affiliation NCAA Division I
 Conference..... Southeastern (SEC)
 Athletics Web Address www.GamecocksOnline.com
 University Web Address..... www.sc.edu
 President Dr. Harris Pastides
 NCAA Representative Dr. Valinda Littlefield
 Athletics Director Ray Tanner
 Basketball Administrator/Exec. Assoc. AD Jeff Crane

BASKETBALL STAFF/INFORMATION

Head Coach Frank Martin
 Alma Mater Florida International, '93
 Record At South Carolina/Seasons 111-87 (.560), 6th seasons
 Overall Record/Seasons 228-141 (.617), 11th seasons
 Assistant Coach Perry Clark (Gettysburg, '74)
 Assistant Coach Chuck Martin (Monmouth, '93)
 Assistant Coach Bruce Shingler (St. Augustine's College, '05)
 Director of Basketball Operations Andy Assaley (Cincinnati, '96)
 Strength & Conditioning Coach..... Scott Greenawalt (Muskingum College, '98)
 Athletic Trainer Mark Rodger (Buffalo, '01)
 Video Coordinator Jay Gibbons (Clayton State, '03)
 Student-Athlete Development Doug Edwards (Florida State, '07)
 Special Assistant to the Head Coach..... Jarett Gerald (South Carolina, '11)
 Director of Social Media..... Dushawn Davis (Coastal Carolina, '11)
 Administrative Assistant John Reynolds (The Citadel, '11)
 Graduate Assistant Manager..... Brian Steele (South Carolina '16)
 Student Assistant Coach TeMarcus Blanton
 Student Assistant Coach Justin McKie (South Carolina '17)
 Dir. Athl. Comm./PR - MBB Emily Miles (Ball State, '03)
 Home Arena..... Colonial Life Arena
 Capacity..... 18,000
 Arena General Manager..... Sid Kenyon
 Press Row Phone Number 803-777-6182

BASKETBALL HISTORY

First Year of Basketball..... 1908
 All-Time Record..... 1,408-1,236-1 (.532)
 Overall Postseason Record..... 30-20 (.600)
 NCAA Tournament Appearances..... 9 (1971, 1972, 1973, 1974, 1989, 1997, 1998, 2004, 2017)
 NCAA Tournament Record..... 8-10
 Last NCAA Tournament Appearance..... 2017, Final Four, 77-73 L to Gonzaga
 NIT Appearances 12 (1969, 1975, 1978, 1983, 1991, 1996, 2001, 2002, 2005, 2006, 2009, 2016)
 NIT Record 22-10
 Last NIT Appearance 2016, L vs. Georgia Tech, 83-66
 Conference Championships/Titles..... SoCon Regular Season (1927, 1933, 1934, 1945); SoCon Tournament Champion (1933); ACC Regular Season (1970); ...ACC Champion (1971); SEC Regular Season (1997); SEC East Division Co-Champions (2009)

TEAM INFORMATION

2016-17 Record 26-11
 Southeastern Conference Record/Finish 12-6/t-3rd
 SEC Tournament Record 0-1
 Postseason NCAA Final Four
 Letterwinners Returning/Lost..... 7/8
 Starters Returning/Lost 2/3
 *based on final game starters from 2016-17 season
 Newcomers 7
 Roster Breakdown 2 graduate, 0 seniors, 3 juniors,
 5 sophomores, 5 freshmen



SOUTHEASTERN CONFERENCE STANDINGS

As of Feb. 22

Team	Conference	Overall
Auburn	12-3	24-4
Tennessee	10-5	20-7
Florida	8-7	17-11
Kentucky	8-7	19-9
Missouri	8-7	18-10
Mississippi State	8-7	20-8
Alabama	8-7	17-11
Arkansas	8-7	19-9
LSU	7-8	16-11
Texas A&M	6-9	17-11
South Carolina	6-9	15-13
Georgia	6-9	15-12
Ole Miss	5-10	12-16
Vanderbilt	5-10	11-17

COACHES TELECONFERENCE

The SEC men's basketball coaches teleconference begins January 8 and runs through March 12. Media representatives wishing to participate in the teleconference should contact the SEC Communications Department for further details. Each coach will appear on the teleconference for seven minutes. All SEC basketball teleconferences can be listened to on the internet at www.secsports.com shortly after the conclusion of the teleconference.

ORDER OF APPEARANCE

(All Times Eastern)

11:00 a.m. Bryce Drew, Vanderbilt
 11:07 a.m. Mike White, Florida
11:14 a.m. Frank Martin, South Carolina
 11:21 a.m. Mark Fox, Georgia
 11:28 a.m. Will Wade, LSU
 11:35 a.m. John Calipari, Kentucky
 11:42 a.m. Rick Barnes, Tennessee
 11:49 a.m. Mike Anderson, Arkansas
 11:56 a.m. Avery Johnson, Alabama
 12:03 a.m. Bruce Pearl, Auburn
 12:10 a.m. Andy Kennedy, Ole Miss
 12:17 a.m. Ben Howland, Miss. State
 12:24 a.m. Cuonzo Martin, Missouri
 12:31 a.m. Billy Kennedy, Texas A&M

In addition, the SEC men's basketball teams who make it to postseason will be on a teleconference on Monday, March 12 beginning at 10:00 a.m. CT.

INTERVIEW POLICIES

All interview requests must be made in advance to SID Emily Miles in the South Carolina Athletics Communications and Public Relations Department. Beginning with the start of practice in October, Miles will release a weekly coach and student-athlete availability schedule to media.

Post-Game Interview Policy: After each home game, the visiting coach will address the media first, followed by South Carolina student-athletes then South Carolina head coach Frank Martin. (Depending on deadline, this may be altered on a game-by-game basis).

Road Interview Policy: Interviews with Coach Martin and Gamecock student-athletes while on the road will be scheduled according to the home post-game media procedure.

All interviews are to be coordinated through the Communications and Public Relations Department. This allows the staff to arrange the interview when it best suits the student-athlete's and the reporter's schedules. Please contact the Communications and Public Relations Department in advance to make your interview requests. Media are not permitted to contact student-athletes on their own at any time.

All interviews will take place at the designated media interview site for that day as listed in the weekly availability schedule or in the Communications and Public Relations Department.

Dormitory, apartment and cell phone numbers for student-athletes will not be provided to the media. Should you need to conduct a telephone interview with a student-athlete, a call will be placed to you from the student-athlete at a mutually agreeable time.

SOUTH CAROLINA COMMUNICATIONS & PR

EMILY MILES, PRIMARY CONTACT DIRECTOR

cell: 803-727-3284

e-mail: efeeny@mailbox.sc.edu

Twitter: @EmilyMiles_SID

Website: www.GamecocksOnline.com

Facebook: www.Facebook.com/GamecockMBB

Twitter: @GamecockMBB

Instagram: @GamecockMBB

scoring 70 or more.

114 - Silva is ranked ninth all-time in Carolina history with 114 blocked shots. He is nine blocks away from matching Tony Kitchens for eighth all-time (123 blocks).

CAROLINA TRENDS UNDER MARTIN

Gamecock trends under Frank Martin ...

> South Carolina is 73-45 when posting at least six made 3s in a game.

- South Carolina posted a season high 13 3s in the home win vs. Georgia on Feb. 21.

> South Carolina is 84-32 when scoring more points in the paint than its opponent.

- The Gamecocks out-scored Limestone 34-8 in points in the paint in the Dec. 27 win.

> South Carolina is 92-38 when holding its opponents to under 45 percent from the field.

- South Carolina held Auburn to just 31.7% in the upset win over the 10th-ranked Tigers on Feb. 17.

> South Carolina is 87-36 when out-rebounding its opponent.

- South Carolina out-rebounded Vanderbilt 41-34 on Jan. 6.

TENNESSEE GAME NOTES (FEB. 13)

> Graduate transfer guard Frank Booker had another big game off the bench, scoring 19 points in 32 minutes. He went 10-for-11 at the free throw line, marking career highs in both makes and attempts.

> Carolina went 17-for-21 at the free throw line (81 percent) in the game. Booker and junior forward Chris Silva (6-for-6) combined to go 16-for-17 (94 percent) on foul shots.

> Sophomore big man Khadim Gueye (13) and freshman Jason Cudd (14) combined to play 27 minutes off the bench Tuesday night in Knoxville. Gueye's 13 minutes of action are a season-high.

> The Vols held a narrow 32-29 edge on the glass, marking just the third time in SEC play the Gamecocks have been out-rebounded by their opponent.

AUBURN GAME NOTES

> Today's win marks Carolina's first victory over a top-10 opponent at Colonial Life Arena since defeating top-ranked Kentucky, 68-62, on Jan. 26, 2010. Devan Downey had 30 points and Brandis Raley-Ross scored 17 to lead the Gamecocks to victory.

> Carolina's 84 points scored are a season-high and are its most since scoring 80 in consecutive home contests against Wyoming (Dec. 6) and Coastal Carolina (Dec. 9).

> Booker has scored 55 points in his last three games (18.3 ppg) off the bench for the Gamecocks. He played 32 minutes today, his third-straight game playing 30 plus minutes in a reserve role. He went 4-for-4 at the free throw line the final 23 seconds to put the game on ice.

> Junior forward Chris Silva had 14 points and 11 rebounds in 28 minutes, good for his sixth double-double of the season and the 11th of his career. Silva matched a career-high with three steals.

> The Gamecocks have now defeated Auburn three consecutive times. It's the longest winning streak in the series for Carolina since winning three-straight from 2008-10.

> It was Legends Weekend for the South Carolina men's basketball program as past players throughout the years were honored at halftime of the game. The ceremony was highlighted by Sindarius Thornwell, Duane Notice, Justin McKie and PJ Dozier all receiving their NCAA East Regional Championship rings.

GEORGIA GAME NOTES (FEB. 21)

> Today's victory marks a season sweep of the Bulldogs for the second-consecutive season. The last time that happened was the 2015 SEC season.

> The Gamecocks knocked down a season-high 13 3s on 31 attempts (42 percent). It's just the fourth time Carolina has made double-digit 3s this season in a game. Three of those have come in league play (vs. Georgia, at Florida, vs. Tennessee).

> Carolina dished out 12 assists and had a season-low five turnovers. Redshirt junior guard Hassani Gravett played 35 minutes (season-high), led the team with five assists and had ZERO turnovers.

> Graduate transfer guard Wesley Myers scored 15 points, marking his second-straight game in double figures. It's his most points since scoring a season-high 22 in the win at No. 20 Florida. He matched his career-high with five 3s (also at Florida).

> Sophomore forward Maik Kotsar pulled down nine big rebounds, marking a season-high. He guarded SEC leading-scorer Yante Maten most of the game, holding him to 13 points on 5-of-13 shooting.

SILVA NAMED TO SEC COACHES PRESEASON ALL-SEC SECOND TEAM

> Junior forward Chris Silva was named to the SEC Coaches Preseason All-SEC Second Team, the conference office announced on Nov. 10 ahead of the official start of the 2017-18 campaign. Silva is Carolina's top returning scorer (10.2), rebounder (6.1) and shot blocker (1.4) and a veteran leader of this year's squad. Silva posted 21 double-figure scoring games last season with five double-doubles, including in South Carolina's Final Four matchup versus Gonzaga when he scored 13 points and pulled down a career-high 13 rebounds. In league play in 2017, Silva averaged 10.6 points and 5.0 rebounds per outing, while hitting 54.7 percent from the field.

FUN FACT

> Did you know? Gamecock players combine to speak nine different languages, below is a breakdown:

Famouke Doumbia: English, French, Bambara, Malinké

Silva: English, French, Portuguese

Kotsar: English, Estonian

Gueye: English, Wolof, French

Booker: English, Icelandic

Haase: English, Spanish

COACHES VS. CANCER 3-POINT CHALLENGE

> Frank Martin and the Gamecock men's basketball team has joined forces with the NABC and the American Cancer Society for the Coaches vs. Cancer 3-Point Challenge, which will take place during the month of February. During the month, every 3-pointer the Gamecocks make will help raise money to beat cancer. The 3-Point Challenge is a nationwide program that unites basketball teams and their fans for a common cause -- ending cancer. Fans can join the 3-Point Challenge and help beat cancer on the court by pledging a donation for every 3-pointer the Gamecocks make in February by visiting <http://www.pledgeit.org/cvc18-south-carolina>. During the month, Gamecock fans can keep up with the leaderboard at www.3pointchallenge.org



BOWEN SIGNS WITH GAMECOCKS

South Carolina head coach Frank Martin announced on Jan. 10 that Brian Bowen (F -- 6-7 -- 195 -- La Porte, Ind./La Lumiere School/Louisville) has enrolled at the University and has joined the Gamecock men's basketball team. Based on NCAA transfer rules, Bowen will have to sit for two semesters before being eligible to play.

Below is a brief bio on Bowen, and a quote from Martin:

- Consensus five-star recruit
- 2017 McDonald's High School All-American
- Ranked 14th in the ESPN 100 for the Class of 2017, 19th by 247sports.com and 21st nationally according to Rivals
- Averaged 21 points and seven rebounds per game during senior season
- Named the 2017 Gatorade State Player of the Year in Indiana
- Helped La Lumiere capture the Dick's Sporting Goods National Tournament title as a senior, scoring 15 points in the title-game victory
- Named 2017 Jordan Brand Classic MVP (East), after scoring 26 points, hitting 10-of-13 shots overall, including a 6-of-7 mark from beyond the arc, in just 20 minutes of action
- Transferred to La Lumiere following sophomore season from Arthur Hill High School in Saginaw, Mich.
- At Arthur Hill, averaged 19 points, 14 rebounds and four assists per game leading his squad to the Class A state championship game

Martin on Bowen: "Brian is an exceptional young man and a basketball player with a very high IQ for the game. He brings a high-level skill set to the court and will make an immediate impact on our team with him joining us on the practice courts this week. He is a strong, athletic small forward, who can really shoot the ball and rebound."

Brian deserves a fresh start and I would like to thank our University administration, President Pastides, our Board of Trustees and Ray Tanner for their hard work and guidance in helping Brian become a member of our Gamecock family."

"What better coach is there to help Brian grow as a student-athlete and more importantly as a young man than Frank Martin and his staff," South Carolina Athletics Director Ray Tanner said. "Over the coming months, we will work diligently with the NCAA through our compliance office to ensure that Brian is eligible for competition."

Bowen, who signed with Louisville in summer 2017, spent the fall semester enrolled at the school but did not play.

RECORD BOOK WATCH

CAREER BLOCKED SHOTS

- 275, Sam Muldrow (2007-11)
- 249, Brandon Wallace (2003-07)
- 235, Danny Traylor (1971-73)
- 230, Alex English (1973-76)
- 226, Jeff Roulston (1989-92)
- 160, Mike Brittain (1983-86)
- 124, Ryan Stack (1995-98)
- 123, Tony Kitchings (1999-2003)
- 114, Chris Silva (2015-present)**
- 112, Renaldo Balkman (2003-06)

FREE THROWS MADE

- 672, BJ McKie (1996-99)
- 578, John Roche (1969-71)
- 570, Sindarius Thornwell (2013-17)
- 567, Art Whisnant (1960-62)
- 389, Jimmy Foster (1981-84)
- 382, Lee Collins (1953-56)
- 382, Kevin Joyce (1971-73)
- 380, Chris Silva (2015-present)**
- 356, Mike Dunleavy (1973-76)
- 355, Devan Downey (2007-10)

FREE THROWS ATTEMPTED

- 880, Art Whisnant (1960-62)
- 873, BJ McKie (1996-99)
- 770, Jimmy Foster (1981-84)
- 739, Sindarius Thornwell (2013-17)
- 704, John Roche (1969-71)
- 598, Joe Smith (1952-55)
- 540, Jim Slaughter (1948-51)
- 526, Chris Silva (2015-present)**
- 522, Lee Collins (1953-56)
- 511, Tom Riker (1970-72)

SINGLE-SEASON

3-POINT FIELD GOALS MADE

- 117, Jamel Bradley (2002)
- 93, Brenton Williams (2014)
- 79, Mike Boynton, Jr. (2004)
- 78, Larry Davis (1996)
- 76, Jamel Bradley (2001)
- 74, Larry Davis (1997)
- 71, Tarence Kinsey (2006)
- 69, Duane Notice (2017)
- 69, Devan Downey (2010)
- 68, Duane Notice (2016)
- 68, Zam Fredrick (2008)
- 68, Brent Price (1989)

**** Frank Booker, 65 thus far in 2017-18**

FREE THROWS MADE

- 234, Grady Wallace (1957)
- 215, Sindarius Thornwell (2017)
- 215, John Roche (1971)
- 213, Art Whisnant (1962)
- 205, BJ McKie (1998)
- 184, John Roche (1969)
- 181, Zam Fredrick (1981)
- 179, John Roche (1970)
- 179, Chris Silva (2018)**
- 166, BJ McKie (1997)

EARLIER THIS SEASON VS. MISSISSIPPI STATE



76



81

GAME 22 (13-9, 4-5 SEC)

Columbia, S.C.

Colonial Life Arena

Jan. 31, 2018

Booker scores career high 25

COLUMBIA, S.C. (AP) - Quindary Weatherspoon had 14 of his 18 points in the second half while younger brother Nick Weatherspoon had 17 points to lead Mississippi State to an 81-76 victory over South Carolina on Wednesday night.

The Bulldogs (16-6, 4-5 Southeastern Conference) won an SEC road game - and consecutive league games - for the first time all season. Mississippi State also ended a four-game losing streak at South Carolina (13-9, 4-5), which dated back to 2012.

The Weatherspoons were a big reason why.

Nick led the way in the opening half with 13 points, including a driving layup right before time expired to send the Bulldogs into the break ahead 37-36. Quindary took over after that, scoring seven points in an 18-8 run midway through the period as Mississippi State built a 57-48 lead.

The Gamecocks rallied back and cut the lead to a point several times, the last one on Hassani Gravett's driving layup with 4:50 to go. But Quindary Weatherspoon answered with a 3-pointer and the Gamecocks could not get closer than three points the rest of the way.

Wesley Myers had a chance to tie the game in the final minute with South Carolina trailing 77-74, but his 3-pointer was off the mark with 27 seconds left. Aric Holman followed with a thunder dunk for the Bulldogs about 10 seconds later to end the drama.

It's the 13th time in 22 games that a Weatherspoon has led the scoring for Mississippi State.

Frank Booker had a career high 25 points to lead the Gamecocks, who have lost three of their past four games and all of them at home. Booker's previous high was 22 against Middle Tennessee in January 2017 when he played for Florida Atlantic.

Freshman Abdul Ado had a career best 16 points and nine rebounds for Mississippi State before fouling out with 2:20 left.

GAME 22



Official Basketball Box Score - Game Totals - Final Statistics
Mississippi State vs South Carolina
1/31/18 8:30 p.m. ET at Columbia, S.C. (Colonial Life Arena)

Mississippi State 81 • 16-6, 4-5 SEC

#	Player	Total		3-Ptr		Rebounds		PF	TP	A	TO	Blk	Stl	Min
		FG	FGA	FG	FGA	FT	FTA							
24	Abdul Ado	f	6-9	0-0	4-5	5	4	5	16	0	2	4	0	29
35	Aric Holman	f	2-3	0-1	2-2	1	4	5	2	6	0	0	2	19
00	Nick Weatherspoon	g	7-13	1-3	2-2	0	1	1	2	17	3	0	0	23
01	Lamar Peters	g	1-6	0-3	0-0	0	1	1	3	2	3	2	0	27
11	Q Weatherspoon	g	6-12	2-6	4-4	1	4	5	4	18	3	5	0	30
02	Ell Wright	g	2-3	1-1	0-0	0	1	0	1	1	5	2	0	10
03	Xavian Stapleton	g	3-6	1-3	2-2	0	2	2	4	9	0	0	0	25
22	KeyShawn Peazell	g	0-0	0-0	0-0	0	0	0	1	0	0	0	0	3
23	Tyson Carter	g	3-6	2-2	0-0	0	3	3	0	8	1	1	0	21
45	E.J. Datcher	g	0-0	0-0	0-0	0	1	1	3	0	0	3	0	3
Team						0	3	3			1			
Totals			30-58	7-19	14-15	9	23	32	24	81	12	6	7	200

South Carolina 76 • 13-9, 4-5 SEC

Game Summary: 2019-2020																	
#	Player	Total		3-Ptr		Rebounds					PF	TP	A	TO	Blk	Stl	Min
		FG	FGA	FG	FGA	FT	FTA	Off	Def	Total							
21	KOTSAR, Malik	f	3-8	0-2	2-4	0	4	4	2	8	1	2	1	0	1	0	31
30	SILVA, Chris		4-7	0-0	10-13	4	2	6	3	18	2	1	0	0	0	27	
05	BOOKER, Frank		8-12	5-8	4-5	0	3	3	2	25	0	1	0	1	0	34	
15	MYERS, Wesley		3-7	0-1	2-2	2-2	4	3	8	1	5	0	2	0	2	21	
23	HINSON, Evan		1-8	0-2	0-0	2	1	3	1	2	1	1	0	0	0	13	
00	BEATTY, David		2-7	1-5	1-1	3	3	6	2	6	0	0	1	0	1	23	
02	GRAVETT, Hassani		1-3	0-1	2-2	0	3	3	0	4	7	1	0	1	0	24	
12	GLUEY, Khadim		0-0	0-0	0-0	0	0	0	0	0	0	0	0	0	0	4	
13	HAASE, Felipe		2-8	1-5	0-0	0	1	1	2	1	5	1	1	0	1	23	
Team							2	0	2								
Totals			24-60	7-24	21-27	14	19	33	14	76	13	13	2	5	200		

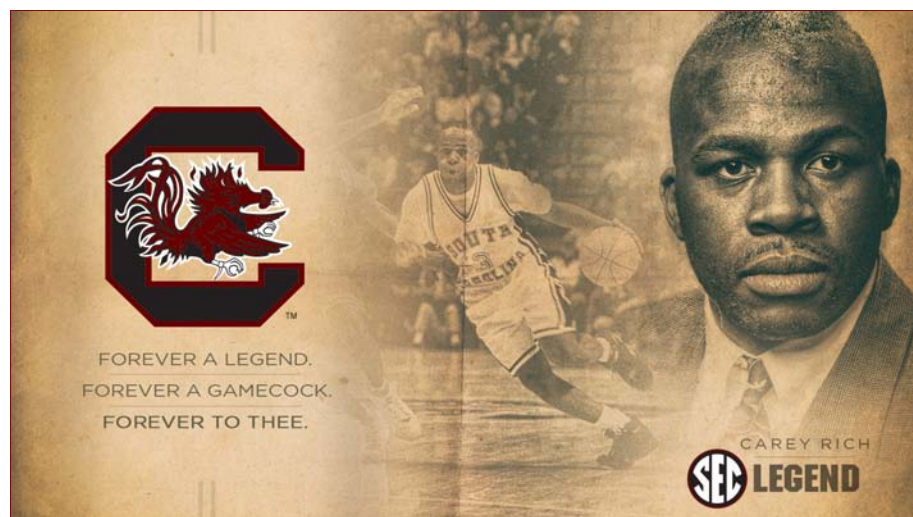
Officials: Karl Hess, Olandis Poole, Tim Gattis
Technical fouls: Mississippi State-None, South Carolina-None.
Attendance: 11042

Score by periods	1st	2nd	Total
Mississippi State	37	44	81
South Carolina	36	40	76

Last FG - MS 2nd-00:19, SC 2nd-01:14.
Largest lead - MS by 9 2nd-13:13, SC by 4 1st-01:19.
MS led for 28:49, SC led for 08:42, Game was tied for 02:29.

	In	Off	2nd	Fast	
Points	Paint	T/O	Chance	Break	Bench
MS	38	13	9	10	22
SC	26	21	12	8	15

Score tied - 5 times.
Lead changed - 14 times.



RICH NAMED 2018 SEC LEGEND

> The Southeastern Conference released its 2018 Allstate SEC Basketball Legends on Feb. 21, and it was announced that Gamecock great Carey Rich (1993-95) has been selected as South Carolina's representative this season.

Featuring former greats from all 14 SEC member institutions, the Allstate® SEC Basketball Legends will be honored at the SEC Men's Basketball Tournament March 7-11 at Scottrade Center in St. Louis, Mo. Each legend will be recognized at half-time of his institution's first game at the tournament.

Carey Rich lettered for the Gamecocks in 1993, 1994 and 1995. He scored 784 career points and dished 340 assists playing in 79 career games. He ranks sixth all-time in Carolina history with 4.30 assists per game, and his 5.16 assists per game during the 1994 season rank seventh in Gamecock history for a single season. As a senior, he averaged 13.4 points, leading the team in scoring. He also averaged 3.3 rebounds and 3.1 assists per game in his final year in the Garnet and Black. He served as team captain in the 1993-94 and 1994-95 seasons. Rich is very involved in basketball and events locally in Columbia. He was also inducted into the Richland One Hall of Fame in Columbia in January.

Along with Rich, the 2018 class includes James Robinson (Alabama), Jonathon Modica (Arkansas), Joel Eaves (Auburn), David Lee (Florida), Chad Kessler (Georgia), Joe Crawford (Kentucky), John Brady (LSU), Rob Evans (Ole Miss), Ray White (Mississippi State), Doug Smith (Missouri), Howard Wood (Tennessee), Barry Davis (Texas A&M) and Godfrey Dillard (Vanderbilt). This marks the 20th year of the SEC Basketball Legends program.

2017-18 SOUTH CAROLINA MEN'S BASKETBALL ROSTER

ROSTER BREAKDOWN

Returning Starters (2)

Maik Kotsar

Chris Silva

**based on final game of 2016-17 season*

Returning Letterwinners (7)

Tommy Corchiani

Hassani Gravett

Khadim Gueye

Evan Hinson

Maik Kotsar

Christian Schmitt

Chris Silva

Guards (8)

David Beatty

Frank Booker

Tommy Corchiani

Hassani Gravett

Evan Hinson

Wesley Myers

Christian Schmitt

Forwards (7)

Jason Cudd

Ibrahim Famouke Doumbia

Khadim Gueye

Felipe Haase

Maik Kotsar

Justin Minaya

Chris Silva

By Height

Christian Schmitt (5-11)

Wesley Myers (6-1)

David Beatty (6-2)

Hassani Gravett (6-2)

Frank Booker (6-3)

Tommy Corchiani (6-3)

Evan Hinson (6-4)

Justin Minaya (6-5)

Ibrahim Famouke Doumbia (6-6)

Felipe Haase (6-9)

Chris Silva (6-9)

Maik Kotsar (6-10)

Khadim Gueye (7-0)

Jason Cudd (7-1)

Alphabetical Roster

No.	Name	Pos.	Ht.	Wt.	Cl.	Exp.	Hometown/High/Last School
0	David Beatty	G	6-2	205	FR	HS	Philadelphia, Pa./Imhotep Institute Charter High School
5	Frank Booker	G	6-3	208	GR	3VL/TR	Augusta, Ga./Westside/Oklahoma/FAU
20	Tommy Corchiani	G	6-3	180	SO	1VL	Raleigh, N.C./Ravenscroft High School
33	Jason Cudd	F	7-1	255	FR	HS	Myrtle Beach, S.C./Socastee
14	Ibrahim Famouke Doumbia	F	6-6	205	FR	HS	Bamako, Mali/Miami Country Day School
2	Hassani Gravett	G	6-2	187	R-JR	1VL/TR	Villa Rica, Ga./Alexander/Pensacola State College
12	Khadim Gueye	F	7-0	248	SO	1VL	Dakar, Senegal/Victory Rock Prep (Bradenton, Fla.)
13	Felipe Haase	F	6-9	249	FR	HS	Osorno, Chile/Miami (Fla.) Christian School
23	Evan Hinson	G	6-4	240	SO	1VL	Deltone, Fla./Deltone
21	Maik Kotsar	F	6-10	260	SO	1VL	Tallinn, Estonia/Sunrise Christian Academy (Wichita, Kan.)
10	Justin Minaya	F	6-5	210	FR	HS	Harrington Park, N.J./Northern Valley at Old Tappan
15	Wesley Myers	G	6-1	193	GR	3VL/TR	Brooklyn, N.Y./Boys and Girls High School/Niagara/Maine
25	Christian Schmitt	G	5-11	180	SO	1VL	Mars, Pa./Mars Area
30	Chris Silva	F	6-9	223	JR	2VL	Libreville, Gabon/Roselle (N.J.) Catholic

Numerical Roster

No.	Name	Pos.	Ht.	Wt.	Cl.	Exp.	Hometown/High/Last School
0	David Beatty	G	6-2	205	FR	HS	Philadelphia, Pa./Imhotep Institute Charter High School
2	Hassani Gravett	G	6-2	187	R-JR	1VL/TR	Villa Rica, Ga./Alexander/Pensacola State College
5	Frank Booker	G	6-3	208	GR	3VL/TR	Augusta, Ga./Westside/Oklahoma/FAU
10	Justin Minaya	F	6-5	210	FR	HS	Harrington Park, N.J./Northern Valley at Old Tappan
12	Khadim Gueye	F	7-0	248	SO	1VL	Dakar, Senegal/Victory Rock Prep (Bradenton, Fla.)
13	Felipe Haase	F	6-9	249	FR	HS	Osorno, Chile/Miami (Fla.) Christian School
14	Ibrahim Famouke Doumbia	F	6-6	205	FR	HS	Bamako, Mali/Miami Country Day School
15	Wesley Myers	G	6-1	193	GR	3VL/TR	Brooklyn, N.Y./Boys and Girls High School/Niagara/Maine
20	Tommy Corchiani	G	6-3	180	SO	1VL	Raleigh, N.C./Ravenscroft High School
21	Maik Kotsar	F	6-10	260	SO	1VL	Tallinn, Estonia/Sunrise Christian Academy (Wichita, Kan.)
23	Evan Hinson	G	6-4	240	SO	1VL	Deltone, Fla./Deltone
25	Christian Schmitt	G	5-11	180	SO	1VL	Mars, Pa./Mars Area
30	Chris Silva	F	6-9	223	JR	2VL	Libreville, Gabon/Roselle (N.J.) Catholic
33	Jason Cudd	F	7-1	255	FR	HS	Myrtle Beach, S.C./Socastee

Head Coach: Frank Martin (Florida International, '93)

Assistant Coach: Perry Clark (Gettysburg, '74)

Assistant Coach: Chuck Martin (Monmouth, '93)

Assistant Coach: Bruce Shingler (St. Augustine's College, '05)

Director of Basketball Operations: Andy Assaley (Cincinnati, '96)

Strength & Conditioning Coach: Scott Greenawalt (Muskingum College, '98)

Athletic Trainer: Mark Rodger (Buffalo, '01)

Video Coordinator: Jay Gibbons (Clayton State, '03)

Student-Athlete Development: Doug Edwards (Florida State, '07)

Special Assistant to the Head Coach: Jarett Gerald (South Carolina, '11)

Director of Social Media: Dushawn Davis (Coastal Carolina, '11)

Administrative Assistant: John Reynolds (The Citadel, '11)

Graduate Student Manager: Brian Steele (South Carolina, '16)

Student Assistant Coach: TeMarcus Blanton

Student Assistant Coach: Justin McKie (South Carolina, '17)

Director of Athletics Communications and Public Relations: Emily Miles (Ball State, '03)

TOP RETURNING ...

Scorer Silva, 10.2 ppg

Rebounder Silva, 6.1 rpg

Assist Maker Gravett, 1.4 apg

FG Shooter * Silva, 52.4% (122-233)

3-Point FG Shooter \$ Gravett 21.7% (15-69)

FT Shooter \$ Silva, 74.9% (134-179)

Shot Blocker Silva, 1.4 bpg

Steal Maker Kotsar, 0.7 spg

* at least 100 attempts

\$ at least 50 attempts

PRONUNCIATION GUIDE

HA-deem Gaye

Mike Coat-sar

Fa-leep-ay Haas-ay

E-BRAH-heem Fa-MOO-kay DOOM-bia



HEAD COACH FRANK MARTIN

HEAD COACH | 11TH SEASON OVERALL | 228-141 (.617) | SIXTH SEASON AT SOUTH CAROLINA | 111-87 (.560)

THE MARTIN FILE

COACHING

Experience

33rd year

College Experience

18th season

College Head Coach Experience

11th season

Hire Date At Carolina

March 27, 2012

PERSONAL

Hometown

Miami, Fla.

Alma Mater

Florida International, 1993 (B.A. Physical Ed.)

Family

Wife, Anya

Children, Brandon, Amalia and Christian

COACHING RESUME

High School

Miami Senior High, 1985-93

Varsity Boys' Assistant Coach

Junior Varsity Boys' Head Coach

North Miami High, Head Coach, 1993-95

Miami Senior High, Head Coach, 1995-98

B.T. Washington High, Head Coach, 1999-2000

College Assistant Coach

Northeastern, 2000-04

Cincinnati, 2004-06

Kansas State, 2006-07

College Head Coach

Kansas State, 2007-12

South Carolina, 2012-present

Frank Martin was named the head men's basketball coach at the University of South Carolina on March 27, 2012, becoming the 32nd head coach in the history of the South Carolina program, which enters its 110th season as a varsity sport in 2017-18. Martin owns a 213-128 (.624) overall record as a head coach, entering his 11th season overall, and a 96-74 (.564) record entering his sixth season at South Carolina. Martin was named the 2017 Jim Phelan National Coach of the Year after leading the Gamecocks to the best season in school history during the 2016-17 campaign, as the squad advanced to the program's first Final Four and recorded a school record 26 wins.

Since his appointment as head coach in Columbia, Martin, 51, and his wife Anya, have become fixtures in the community. He has spoken at numerous events, including Gamecock Club chapter events, numerous community council and rotary club events, coaching clinics, the Fathers and Families Decades of Dads event and the Heroes in Blue Knight of Honor Gala, among others. Martin has also been honored with several community awards, including being named a 2016 Fatherhood Champion at the Palmetto State Fatherhood Awards Breakfast and Fundraiser.

The Martin's have hosted the "B-Ball of the South," an event in conjunction with the National Association of Basketball Coaches (NABC), and the American Cancer Society, benefitting "Coaches vs. Cancer," during their time at Carolina. The first "B-Ball of the South," held in May 2013, raised \$140,000 from charitable donations and a live auction to benefit the "Coaches vs. Cancer" initiative. Year two saw continued success, as the Kentucky Derby themed event raised \$129,470 and year three saw the event raise \$145,735. For his outstanding efforts for the "Coaches vs. Cancer" initiative, Martin was honored with the 2016 Champion Award from the organization at the 2016 Final Four in Houston.

The 2016-17 campaign would go on to be the best season in school history, as the Gamecocks set a school record with 26

wins, advanced to the NCAA Tournament for the first time since 2004, posted the first program win in the NCAA Tournament since 1973, and advanced to the school's first-ever Final Four, falling by just four points, 77-73, to Gonzaga in the national semifinals in Phoenix. South Carolina captured back-to-back 20-win seasons for the first time since a string of three-straight 20-win campaigns from 2003-2006, and the Gamecocks posted double-digit league victories for just the fifth time since joining the SEC in 1992.

South Carolina was ranked in the AP poll for nine weeks and in the coaches poll for 10 weeks during the regular season, and the Gamecocks were ranked No. 6 in the final USA Today Coaches Poll following the Final Four run. Carolina rose to as high as 16th in the AP Poll, which was its highest rank since the Gamecocks were ranked 14th in the final poll of the 1997-98 season.

After the magical season, it would be announced that school records for total attendance and average attendance were set at Colonial Life Arena during the 2016-17 season. Nationally, the Gamecocks ranked 15th in total attendance, as 241,126 fans saw Carolina in action at home during the season, an average of 13,396 fans per game, which ranked 21st nationally.

Prior to his appointment in Columbia, Martin spent the previous five seasons as the head coach at Kansas State University, leading the Wildcats to the NCAA Tournament four times, including a trip to the Elite Eight, during the 2009-10 campaign when the squad won a school record 29 contests. Martin's Wildcats won at least 21 games in each of his five seasons at the helm, as the program compiled a record of 117-54 (.684) under his direction.

A native of Miami, Fla., Martin earned his bachelor's degree in physical education from Florida International in 1993. He and his wife, Anya, have three children, Brandon, Amalia and Christian.

MARTIN'S CAREER RECORD, YEAR-BY-YEAR

YEAR	RECORD	CONFERENCE (FINISH)	POSTSEASON
2007-08	21-12	10-6 (3rd)	1-1; NCAA Tournament 2nd Round
2008-09	22-12	9-7 (4th)	1-1; NIT
2009-10	29-8	11-5 (2nd)	3-1; NCAA Tournament Elite Eight
2010-11	23-11	10-6 (3rd)	1-1; NCAA Tournament Third Round
2011-12	22-11	10-8 (5th)	1-1; NCAA Tournament Third Round
2012-13	14-18	4-14 (12th)	-
2013-14	14-20	5-13 (13th)	-
2014-15	17-16	6-12 (11th)	-
2015-16	25-9	11-7 (3rd)	1-1; NIT
2016-17	26-11	12-6 (3rd)	4-1; NCAA Final Four
2017-18	15-13	6-9	-
Totals	228-141 (.617)	94-93 (.502)	12-7 (.631)/5 NCAA/2 NIT

GAMECOCK SUPERLATIVES

GAMECOCKS' RECORD WHEN ...

At home	9-5
On the road	4-6
At neutral sites	2-2
In overtime	0-0
vs. Top 25 team	3-3
vs. Top 10 team	1-0
vs. Top 3 team	0-0
Leading at half	11-0
Trailing at half	3-13
Tied at half	1-0
Shooting 50% or better	2-0
Shooting between 39-49%	8-3
Shooting less than 39%	5-10
Opp. shooting 50% or better	0-4
Opp. shooting between 39-49%	7-8
Opp. shooting less than 39%	8-1
Shooting better than opp.	10-0
Shooting worse than/equal to opp.	5-13
Starters out-score opp. starters	11-5
Opp. starters score/equal more	4-8
Bench out-scores opp. bench	10-5
Opp. bench scores/equals more	5-8
Having more FTs than opp.	10-3
Having equal/less FTs than opp.	5-10
Have more TOs than opp.	3-6
Having equal/less TOs than opp.	12-7
Having more rebounds than opp.	11-8
Having equal/less rebounds than opp.	4-5
Making 6 or more 3FGs	12-8
Having 15 or more assists	3-2
Score more points in paint than opp.	9-3
Scoring equal/less points in paint than opp.	6-10
Scoring more points off TOs than opp.	12-5
Scoring equal/less points off TOs than opp.	3-8
Scoring more 2nd-chance points than opp.	12-7
Scoring equal/less 2nd-chance points than opp.	3-6
Scoring more fast break points than opp.	7-1
Scoring equal/less fast break points than opp.	8-12
Wearing white uniforms	8-6
Wearing Garnet uniforms	3-3
Wearing Black uniforms	4-4
Playing on live TV/live broadcast	15-13
Playing in November	5-2
Playing in December	4-2
Playing in January	4-5
Playing in February	2-4
Playing in March	0-0
Playing a day-game	7-4
Playing a night-game	8-9
Playing on Sunday	1-1
Playing on a Monday	1-0
Playing on a Tuesday	1-4
Playing on a Wednesday	4-2
Playing on a Thursday	0-2
Playing on a Friday	2-0
Playing on a Saturday	5-4
Scoring margin is 5 points or less	2-4
Margin is between 6-10	5-2
Margin is between 11-20	5-5
Margin is more than 20	3-2
Scoring 59 points or less	0-2
Scoring 60-69 points	2-9
Scoring 70-79 points	9-1
Scoring 80-89 points	4-0
Scoring 90-99 points	0-0
Scoring 100+ points	0-0

MISCELLANEOUS

Current streak	W2
Home court streak	W2
Away streak	L3
Neutral court streak	L1

(tied for team lead also included)

Scoring Leaders	'17-18	Career
Chris Silva	12	14
Frank Booker	9	9*
Wes Myers	5	5*
Justin Minaya	3	3
Hassani Grtavett	3	3
Maik Kotsar	1	2
David Beatty	1	1

Rebounding Leaders	'17-18	Career
Chris Silva	21	43
Maik Kotsar	6	15
Felipe Haase	4	4
Hassani Gravett	4	4
Justin Minaya	3	3
Wes Myers	1	1*
Frank Booker	1	1*
David Beatty	1	1

Assists Leaders	'17-18	Career
Hassani Gravett	15	20
Wes Myers	8	8*
Maik Kotsar	5	7
Justin Minaya	5	5
Felipe Haase	3	3
David Beatty	1	1
Kory Holden	1	1*
Chris Silva	1	1
Frank Booker	1	1*

Blocks Leaders	'17-18	Career
Chris Silva	17	44
Maik Kotsar	8	14
Justin Minaya	4	4
Frank Booker	4	4*
Hassani Gravett	3	3
Evan Hinson	2	2
Jason Cudd	2	2
Felipe Haase	2	2
Khadim Gueye	1	3

Steals Leaders	'17-18	Career
Maik Kotsar	11	14
Frank Booker	10	10*
Chris Silva	5	11
Justin Minaya	5	5
Felipe Haase	3	3
Hassani Gravett	3	4
Wes Myers	3	3*
David Beatty	2	2
Evan Hinson	2	2
Kory Holden	1	1*
Khadim Gueye	1	1
Ibrahim Famouke Doumbia	1	1

Double-Figure Scoring	'17-18	Career
Chris Silva	22	50
Frank Booker	17	29
Wesley Myers	10	32
Justin Minaya	10	10
Maik Kotsar	8	17
Hassani Gravett	6	9
Felipe Haase	6	6
David Beatty	2	2
Kory Holden	2	45

20+ points	'17-18	Career
Chris Silva	4	4
Frank Booker	2	3
Wes Myers	1	1*

30+ points	'17-18	Career
-	-	-

Double-Figure Rebounding	'17-18	Career
Chris Silva	7	14
Felipe Haase	1	1

5+ assists	'17-18	Career
Hassani Gravett	7	9
Wes Myers	2	3
Maik Kotsar	2	2

3+ steals	'17-18	Career
Frank Booker	4	5
Maik Kotsar	3	5
Chris Silva	1	3
Hassani Gravett	1	1
Wes Myers	1	1*
Justin Minaya	1	1

2+ blocks	'17-18	Career
Chris Silva	10	36
Maik Kotsar	3	8

Double-Doubles	'17-18	Career
Chris Silva	6	11
Felipe Haase	1	1

Dunks	'17-18	Career
Chris Silva	24	67
Maik Kotsar	3	5
Justin Minaya	2	2
Jason Cudd	2	2
Evan Hinson	2	2
David Beatty	1	1
Ibrahim Famouke Doumbia	1	1

* indicates at South Carolina

Miscellaneous

Largest Halftime Lead	
SC	26, vs. UTEP (Nov. 17, 2017)
Opp	22, vs. Texas A&M (Feb. 3, 2018)
Smallest Halftime Lead	
SC	1, vs. Western Michigan (Nov. 19, 2017)
Opp	1, 3x, last vs. Miss. State (Jan. 31, 2018)
Fewest Points In First Half	
SC	20, vs. Florida (Feb. 10, 2018)
Opp	24, last, vs. UTEP (Nov. 17, 2017)
Most Points In First Half	
SC	50, vs. UTEP (Nov. 17, 2017)
Opp	49, vs. Texas A&M (Feb. 3, 2018)
Fewest Points In Second Half	
SC	21, vs. Florida (Feb. 10, 2018)
Opp	20, Limestone (Dec. 27, 2017)
Most Points In Second Half	
SC	45, 2x, last vs. Vanderbilt (Jan. 6, 2018)
Opp	50, Auburn (Feb. 17, 2018)
Most Points in Overtime	
SC	-
Opp	-
Largest Margin of Victory	
SC	29, vs. Limestone (Dec. 27, 2017)
Opp	24, Florida (Feb. 10, 2018)
Smallest Margin of Victory	
SC	2, vs. Coastal Carolina (Dec. 9, 2017)
Opp	3, at Tennessee (Feb. 13, 2018)

2017-18 GAME-BY-GAME

	Date	Result	FG-A	Pct	3FG-A	Pct	FT-A	Pct	O-D-Total	PF	Pts	A	TO	Blk	Stl	Min	Half
at Wofford			17-49	.347	6-19	.316	12-16	.750	8-20-28	16	52	7	13	0	3	200	24
South Carolina	Nov. 10, 2017	W, 73-52	25-54	.463	11-23	.478	12-16	.750	12-28-40	17	73	17	14	3	5	200	33
Western Michigan			21-58	.362	5-21	.238	13-25	.520	8-24-30	24	60	12	11	6	10	200	29
South Carolina	Nov. 13, 2017	W, 78-60	26-57	.456	9-23	.391	17-28	.607	13-33-46	18	78	12	14	3	4	200	38
Illinois State &			18-50	.360	5-16	.313	28-39	.718	5-37-42	20	69	13	14	2	8	200	32
South Carolina	Nov. 16, 2017	L, 69-65	18-61	.295	9-32	.281	20-60	.667	12-33-45	32	65	14	13	4	3	200	23
UTEP &			19-45	.422	5-13	.385	13-20	.650	6-21-27	24	56	12	23	6	8	200	24
South Carolina	Nov. 17, 2017	W, 80-56	27-58	.466	8-24	.333	18-23	.783	13-23-36	20	80	19	17	2	8	200	50
Western Michigan &			21-44	.477	8-21	.381	16-21	.762	6-24-30	24	66	9	22	1	9	200	34
South Carolina	Nov. 19, 2017	W, 79-66	26-57	.456	8-24	.333	19-30	.633	12-21-33	19	79	13	12	3	8	200	35
at FIU			22-53	.415	4-17	.235	13-21	.619	8-17-25	18	61	8	17	6	10	200	36
South Carolina	Nov. 27, 2017	W, 78-61	32-61	.525	8-22	.364	6-12	.500	13-27-40	15	78	22	19	3	8	200	38
vs. Temple #			29-60	.483	4-17	.235	14-21	.667	15-22-37	13	76	11	14	8	12	200	38
South Carolina	Nov. 30, 2017	L, 76-60	22-58	.379	6-21	.386	10-12	.833	13-20-33	14	60	9	17	4	7	200	27
UMass			27-59	.458	12-26	.462	4-5	.800	5-21-26	28	70	13	17	0	3	200	35
South Carolina	Dec. 2, 2017	W, 76-70	28-55	.509	3-15	.200	17-29	.586	8-28-36	12	76	14	15	1	11	200	34
Wyoming			19-56	.339	6-25	.240	20-26	.769	7-27-34	22	64	14	18	3	7	200	25
South Carolina	Dec. 6, 2017	W, 80-64	28-62	.452	8-23	.348	16-29	.552	10-33-43	21	80	17	17	4	7	200	25
Coastal Carolina			29-63	.460	10-24	.417	10-13	.469	13-20-33	25	78	17	15	2	8	200	47
South Carolina	Dec. 9, 2017	W, 80-78	25-55	.455	8-20	.400	22-31	.710	12-19-31	13	80	14	14	4	6	200	47
at Clemson			20-46	.435	8-20	.400	16-24	.667	9-25-34	9	64	8	15	8	9	200	31
South Carolina	Dec. 19, 2017	L, 64-48	19-54	.352	2-16	.125	8-10	.800	12-19-31	17	48	3	14	4	3	200	26
Limestone			13-52	.250	6-22	.273	13-29	.448	10-28-38	17	5	4	17	4	7	200	25
South Carolina	Dec. 27, 2017	W, 74-45	26-68	.382	8-21	.381	14-20	.700	15-37-52	21	74	14	12	4	3	200	34
at Ole Miss*			20-49	.408	8-21	.381	26-33	.788	4-26-30	23	74	15	8	7	9	200	31
South Carolina	Dec. 31, 2017	L, 74-69	22-58	.379	8-20	.400	17-26	.654	14-29-43	21	69	16	14	4	2	200	30
Missouri*			23-49	.469	14-24	.583	19-24	.792	8-23-31	26	79	15	13	8	7	200	39
South Carolina	Jan. 3, 2018	L, 79-68	22-57	.386	5-18	.278	19-26	.731	13-19-32	22	68	8	11	8	4	200	27
Vanderbilt*			19-54	.352	8-29	.276	14-20	.700	9-25-34	31	60	10	19	4	7	200	28
South Carolina	Jan. 6, 2018	W, 71-60	21-54	.389	4-14	.286	25-36	.641	11-30-41	17	71	8	12	4	7	200	26
at Alabama*			30-51	.588	7-17	.412	9-14	.643	9-26-35	19	76	18	16	7	8	200	40
South Carolina	Jan. 9, 2018	L, 76-62	19-53	.358	5-15	.333	19-25	.760	11-17-28	16	62	8	13	2	3	200	33
at Georgia*			18-51	.353	3-12	.250	18-28	.643	12-30-42	23	57	8	14	9	4	200	29
South Carolina	Jan. 13, 2018	W, 64-57	16-59	.271	6-24	.250	26-35	.743	18-28-46	24	64	9	7	3	3	200	37
No. 18/16 Kentucky*			22-49	.449	1-11	.091	23-36	.639	6-29-35	32	68	7	16	5	5	200	37
South Carolina	Jan. 16, 2018	W, 76-68	23-61	.377	5-23	.217	28-38	.658	14-26-40	27	76	11	9	1	7	200	34
No. 21/21 Tennessee*			23-40	.575	5-11	.455	19-24	.792	4-21-25	21	70	10	13	7	8	200	33
South Carolina	Jan. 20, 2018	L, 70-63	18-49	.367	10-23	.435	17-27	.630	15-16-31	19	63	13	14	1	6	200	30
at No. 20/22 Florida*			24-56	.429	6-23	.261	18-23	.783	10-24-34	17	72	10	12	3	4	200	37
South Carolina	Jan. 24, 2018	W, 77-72	24-55	.436	11-21	.524	18-22	.818	9-25-34	19	77	14	10	4	7	200	39
No. 14/14 Texas Tech^			20-47	.426	7-16	.438	23-28	.821	10-18-28	24	70	10	15	5	7	200	30
South Carolina	Jan. 27, 2018	L, 70-63	19-51	.373	5-26	.192	20-27	.741	14-18-32	27	63	13	16	0	6	200	26
Mississippi State*			30-58	.517	7-19	.368	14-15	.933	9-23-32	24	81	12	14	6	7	200	37
South Carolina	Jan. 31, 2018	L, 81-76	24-60	.400	7-24	.292	21-27	.778	14-19-33	14	76	13	13	2	5	200	36
at Texas A&M*			29-55	.527	7-20	.350	18-24	.750	9-29-38	14	83	20	11	11	11	200	49
South Carolina	Feb. 3, 2018	L, 83-60	19-69	.275	7-25	.280	15-18	.833	22-20-42	20	60	12	12	2	4	200	27
at Arkansas*			25-53	.472	8-20	.400	23-29	.793	7-22-29	17	81	11	13	7	8	200	43
South Carolina	Feb. 6, 2018	L, 81-65	21-51	.412	6-18	.333	17-20	.850	10-23-33	23	65	17	18	2	5	200	38
RV/RV Florida*			24-52	.462	4-13	.308	13-18	.722	11-35-46	16	65	9	14	10	3	200	41
South Carolina	Feb. 10, 2018	L, 65-41	15-54	.278	2-13	.154	9-15	.600	6-18-24	15	41	7	9	6	4	200	20
at No. 18/17 Tennessee*			24-50	.480	8-24	.333	14-22	.636	10-22-32	17	70	12	15	4	6	200	38
South Carolina	Feb. 13, 2018	L, 70-67	22-50	.440	6-20	.300	17-21	.810	7-22-29	23	67	13	12	2	4	200	34
No. 10/11 Auburn*			20-63	.317	5-27	.185	30-38	.789	19-25-44	28	75	8	16	6	5	200	25
South Carolina	Feb. 17, 2018	W, 84-75	25-58	.431	6-19	.316	28-37	.757	14-24-38	29	84	13	15	5	11	200	46
Georgia*			21-55	.382	6-19	.316	9-12	.750	14-29-43	18	57	7	17	6	1	200	27
South Carolina	Feb. 21, 2018	W, 66-57	21-68	.309	13-31	.419	11-14	.786	16-21-37	19	66	12	5	4	5	200	42

& - indicates Puerto Rico Tip-Off at Myrtle Beach (Myrtle Beach, S.C./HTC Center) | # - indicates Under Armour Reunion (New York City/Madison Square Garden) | * - SEC contest | ^ - indicates Big 12/SEC Challenge (Columbia, S.C.)



SOUTH CAROLINA GAMECOCKS

OVERALL: 15-13; SEC: 6-9; HOME: 9-5; AWAY: 4-6; NEUTRAL: 2-2

DATE	OPP.	W/L	SCORE	RECORD (SEC)	POINTS	REBOUNDS	ASSISTS	BLOCKS	STEALS	ATTENDANCE
11/10/17	at Wofford	W	73-52	1-0 (0-0)	Kotsar (13)	Silva (10)	Kotsar (4)	Silva (2)	Silva (2)	3,400
11/13/17	Western Mich.	W	78-60	2-0 (0-0)	Gravett (15)	Silva (10)	Haase (3)	3 with 1	Kotsar (2)	12,136 (paid)
11/16/17	vs. Illinois St. &	L	69-65	2-1 (0-0)	3 with 10	Gravett (9)	Gravett (5)	Silva (3)	Kotsar (2)	700
11/17/17	vs. UTEP &	W	80-56	3-1 (0-0)	Silva (15)	Silva/Haase (7)	Gravett (9)	Silva (2)	Kotsar (2)	978
11/19/17	vs. West. Mich. &	W	79-66	4-1 (0-0)	Silva/Myers (14)	3 with 5	Gravett (6)	Minaya (2)	Kotsar/Booker (2)	2,119
11/27/17	at FIU	W	78-61	5-1 (0-0)	Silva (26)	Silva/Gravett (10)	Gravett (7)	3 with 1	Booker/Kotsar (3)	1,335
11/30/17	vs. Temple #	L	76-60	5-2 (0-0)	Beatty (13)	Silva (9)	3 with 2	Silva (2)	Minaya/Haase (2)	6,081
12/2/17	UMass	W	76-70	6-2 (0-0)	Minaya (17)	Haase (10)	Gravett (4)	Haase (1)	Kotsar/Gravett (3)	10,832 (paid)
12/6/17	Wyoming	W	80-64	7-2 (0-0)	Silva (19)	Silva (10)	Haase/Myers (3)	4 with 1	Booker (3)	10,205 (paid)
12/9/17	Coastal Carolina	W	80-78	8-2 (0-0)	Booker (19)	Silva (9)	Gravett (4)	Silva (3)	Silva/Booker (2)	11,734 (paid)
12/19/17	at Clemson	L	64-48	8-3 (0-0)	Silva (12)	Silva (9)	3 with 1	Kotsar (2)	3 with 1	8,031
12/27/17	Limestone	W	74-45	9-3 (0-0)	Booker (17)	Haase (8)	Myers (6)	Kotsar (2)	3 with 1	11,305 (paid)
12/31/17	at Ole Miss*	L	74-69	9-4 (0-1)	Silva/Booker (21)	Silva (13)	Myers (5)	Silva (2)	Beatty (2)	5,849
1/3/18	Missouri*	L	79-68	9-5 (0-2)	Silva (18)	Silva/Booker (5)	3 with 2	Kotsar (3)	Booker (2)	9,846 (paid)
1/6/18	Vanderbilt*	W	71-60	10-5 (1-2)	Silva (27)	Silva (8)	Haase (2)	4 with 1	Booker (3)	11,391 (paid)
1/9/18	at Alabama*	L	76-62	10-6 (1-3)	Myers (15)	Minaya/Kotsar (5)	Minaya/Myers (2)	Hinson/Gravett (1)	Silva (2)	10,909
1/13/18	at Georgia*	W	64-57	11-6 (2-3)	Booker (17)	Silva (9)	Silva (4)	Silva (2)	3 with 1	9,788
1/16/18	18/16 Kentucky*	W	7-68	12-6 (3-3)	Silva (27)	Silva (8)	Gravett (5)	Silva (1)	Kotsar/Booker (3)	16,210 (paid)
1/20/18	21/21 Tennessee*	L	70-63	12-7 (3-4)	Minaya/Myers (16)	3 with 5	Kotsar (5)	Booker (1)	Kotsar (2)	18,000 (paid)
1/24/18	at 20/22 Florida*	W	77-72	13-7 (4-4)	Myers (22)	Silva (12)	Myers/Kotsar (4)	4 with 1	Myers (4)	10,550
1/27/18	14/14 Texas Tech^	L	70-63	13-8 (4-4)	Silva (16)	Kotsar (7)	Myers (4)	-	Kotsar/Silva (2)	14,142 (paid)
1/31/18	Miss. State*	L	81-76	13-9 (4-5)	Booker (25)	Silva/Beatty (6)	Gravett (7)	Kotsar/Gravett (1)	Myers (2)	11,042 (paid)
2/3/18	at Texas A&M*	L	83-60	13-10 (4-6)	Minaya (16)	Silva (8)	Gravett (4)	Silva (2)	4 with 1	10,504
2/6/18	at Arkansas*	L	81-65	13-11 (4-7)	Gravett (12)	Gravett (7)	Gravett/Minaya (4)	Minaya/Silva (1)	Kotsar (2)	14,956
2/10/18	RV/RV Florida*	L	65-41	13-12 (4-8)	Booker (17)	Silva/Kotsar (5)	Gravett/Minaya (2)	Silva (5)	4 with 1	14,629 (paid)
2/13/18	at 18/17 Tennessee	L	70-67	13-13 (4-9)	Booker (19)	Silva/Minaya (7)	Gravett (4)	Silva/Cudd (1)	Minaya (2)	13,126
2/17/18	10/11 Auburn	W	84-75	14-13 (5-9)	Booker (19)	Silva (11)	Gravett/Booker (3)	Silva (2)	Silva (3)	14,995 (paid)
2/21/18	Georgia	W	66-57	15-13 (6-9)	Myers/Silva (15)	Kotsar (9)	Gravett (5)	Booker (2)	Minaya (3)	11,529 (paid)

& - indicates Puerto Rico Tip-Off at Myrtle Beach (Myrtle Beach, S.C./HTC Center) | # - indicates Under Armour Reunion (New York City/Madison Square Garden) | * - indicates SEC contest | ^ - indicates Big 12/SEC Challenge (Columbia, S.C.)

STARTING LINEUPS

OPPONENT	GUARD	GUARD	GUARD/FORWARD	FORWARD	FORWARD	RECORD
at Wofford	Gravett	Booker	Minaya	Kotsar	Silva	1-0
Western Michigan	Gravett	Booker	Minaya	Kotsar	Silva	2-0
vs. Illinois State &	Gravett	Booker	Minaya	Kotsar	Silva	2-1
vs. UTEP &	Gravett	Booker	Minaya	Kotsar	Silva	3-1
vs. Western Michigan &	Gravett	Booker	Minaya	Kotsar	Silva	4-1
at FIU	Gravett	Booker	Minaya	Kotsar	Silva	5-1
vs. Temple #	Gravett	Booker	Minaya	Kotsar	Silva	5-2
UMass	Gravett	Booker	Minaya	Kotsar	Silva	6-2
Wyoming	Gravett	Booker	Minaya	Kotsar	Silva	7-2
Coastal Carolina	Gravett	Booker	Minaya	Kotsar	Silva	8-2
at Clemson	Gravett	Booker	Minaya	Kotsar	Silva	8-3
Limestone	Gravett	Booker	Minaya	Kotsar	Silva	9-3
at Ole Miss*	Myers	Booker	Minaya	Kotsar	Silva	0-1
Missouri*	Myers	Booker	Minaya	Kotsar	Silva	0-2
Vanderbilt*	Myers	Hinson	Minaya	Kotsar	Silva	1-0
at Alabama*	Myers	Hinson	Minaya	Kotsar	Silva	1-1
at Georgia*	Myers	Hinson	Minaya	Kotsar	Silva	2-1
No. 18/16 Kentucky*	Myers	Hinson	Minaya	Kotsar	Silva	3-1
No. 21/21 Tennessee*	Myers	Hinson	Minaya	Kotsar	Silva	3-2
at No. 20/22 Florida*	Myers	Hinson	Minaya	Kotsar	Silva	4-2
No. 14/14 Texas Tech^	Myers	Hinson	Minaya	Kotsar	Silva	4-3
Mississippi State*	Myers	Hinson	Booker	Kotsar	Silva	0-1
at Texas A&M*	Myers	Hinson	Booker	Kotsar	Silva	0-2
at Arkansas*	Gravett	Hinson	Minaya	Kotsar	Silva	0-1
RV/RV Florida*	Gravett	Hinson	Minaya	Kotsar	Silva	0-2
at No. 18/17 Tennessee*	Gravett	Hinson	Minaya	Kotsar	Silva	0-3
No. 10/11 Auburn*	Gravett	Hinson	Minaya	Kotsar	Silva	1-3
Georgia	Gravett	Hinson	Minaya	Kotsar	Silva	2-3

& - indicates Puerto Rico Tip-Off at Myrtle Beach (Myrtle Beach, S.C./HTC Center) | # - indicates Under Armour Reunion (New York City/Madison Square Garden) | * - indicates SEC contest | ^ - indicates Big 12/SEC Challenge (Columbia, S.C.)

GAMECOCK SUPERLATIVES UNDER MARTIN

Most Field Goals Made

1. 39, vs. High Point (March 15, 2016)
2. 37, vs. Hofstra (Nov. 22, 2015)
3. 35, vs. Marquette (March 17, 2017)
- 35, vs. Lander (Dec. 27, 2016)
5. 34, vs. Lipscomb (Nov. 27, 2015)
- 34, vs. Marshall (Dec. 30, 2013)

Most Field Goals Attempted

1. 88, vs. Alabama (Feb. 7, 2017)
- 73, vs. Georgia (March 3, 2016)
- 72, vs. Oral Roberts (Nov. 16, 2015)
3. 70, vs. Texas A&M (Jan. 7, 2017)
4. 71, vs. SC State (Jan. 5, 2013)

Highest Field Goal Percent

1. 60.0 (39-65) vs. High Point (March 15, 2016)
2. 58.7 (27-46) vs. Holy Cross (Nov. 13, 2016)
3. 58.3 (28-48) vs. Saint Mary's (Dec. 22, 2013)
4. 57.7 (30-52) vs. Arkansas (Jan. 26, 2013)
5. 56.4 (22-39) vs. Missouri State (Nov. 24, 2012)

Most 3-Point Field Goals Made

1. 15, vs. Auburn (Jan. 24, 2017)
2. 13, vs. Georgia (Feb. 21, 2018)
- 13, vs. Rider (Nov. 19, 2012)
4. 12, vs. Holy Cross (Nov. 13, 2016)
- 12, at Texas A&M (Feb. 6, 2016)
6. 11, at Florida (Jan. 24, 2018)
- 11, vs. Wofford (Nov. 10, 2017)
- 11, vs. Georgia (Feb. 4, 2017)
- 11, vs. Auburn (March 12, 2014)

Most 3-Point Field Goals Attempted

1. 32, vs. Illinois State (Nov. 16, 2017)
2. 31, vs. Georgia (Feb. 21, 2018)
- 31, vs. Alabama (Feb. 7, 2017)
- 31, vs. Mississippi State (March 13, 2013)
5. 30, at Ole Miss (March 4, 2017)
- 30, at Alabama (Feb. 24, 2015)

Highest 3-Point Field Goal Percentage (min. 10 attempts)

1. 73.3 (11-15) vs. Auburn (March 12, 2014)
2. 58.3 (7-12) vs. Arkansas (Jan. 26, 2013)
3. 57.7 (15-26) vs. Auburn (Jan. 24, 2017)
4. 57.1 (12-21) at Texas A&M (Feb. 6, 2016)
- 57.1 (8-14) at Georgia (Jan. 22, 2014)

Most Free Throws Made

1. 46, vs. Memphis (Jan. 2, 2016)
2. 35, vs. Alabama (Feb. 7, 2017)
3. 30, vs. Arkansas (March 13, 2014)
4. 29, vs. Norfolk State (Nov. 14, 2015)
5. 28, vs. Auburn (Feb. 17, 2018)
- 28, vs. Alabama (Jan. 30, 2016)
- 28, vs. NC A&T (Dec. 30, 2014)
- 28, vs. Mississippi State (March 6, 2013)
- 28, at LSU (Jan. 16, 2013)

Most Free Throws Attempted

1. 63, vs. Memphis (Jan. 2, 2016)
2. 50, vs. Alabama (Feb. 7, 2017)
- 46, vs. Alabama (Jan. 30, 2016)
4. 42, vs. Norfolk State (Nov. 14, 2015)
5. 41, vs. Mississippi State (Jan. 26, 2016)
- 41, vs. Arkansas (March 13, 2014)

Highest Free Throw Percentage (min. 10 attempts)

1. 93.8 (15-16) vs. Holy Cross (Nov. 13, 2016)
2. 93.3 (14-15) vs. Tennessee (Jan. 20, 2015)
3. 92.9 (13-14) at Georgia (Feb. 17, 2015)
4. 92.3 (12-13) at Tennessee (March 7, 2015)
5. 86.4 (19-22) at Florida (Feb. 21, 2017)

Most Offensive Rebounds

1. 26, vs. Vanderbilt (Feb. 13, 2014)
2. 24, at St. John's (Nov. 29, 2012)
3. 23, vs. Alabama (Feb. 7, 2017)
4. 22, at Texas A&M (Feb. 3, 2018)
5. 21, vs. Akron (Nov. 23, 2014)
- 21, at Mississippi State (March 8, 2014)
- 21, at Clemson (Nov. 17, 2013)

Most Defensive Rebounds

1. 38, vs. Oklahoma State (Dec. 6, 2014)
- 38, vs. Longwood (Nov. 9, 2013)
3. 37, vs. Limestone (Dec. 27, 2017)
- 35, vs. Memphis (Jan. 2, 2016)
5. 34, vs. Vanderbilt (Jan. 9, 2016)
- 34, vs. Western Carolina (Nov. 30, 2015)

Most Total Rebounds

1. 53, vs. Memphis (Jan. 2, 2016)
2. 52, vs. Limestone (Dec. 27, 2017)
- 52, vs. Alabama (Feb. 7, 2017)
4. 51, vs. Mississippi State (Jan. 26, 2016)
- 51, vs. Western Carolina (Nov. 30, 2015)

Most Personal Fouls

1. 33, at Georgia (Feb. 22, 2014)
2. 32, vs. Illinois State (Nov. 16, 2017)
- 32, vs. Marshall (Dec. 30, 2013)
4. 31, at Texas A&M (Jan. 15, 2014)
5. 30, at Memphis (Dec. 30, 2016)
- 30, at Auburn (Feb. 26, 2014)

Most Points

1. 98, vs. Auburn (Jan. 24, 2017)
2. 94, vs. LSU (Feb. 10, 2016)
- 94, vs. Hofstra (Nov. 22, 2015)
4. 93, vs. Marquette (March 17, 2017)
5. 92, vs. SC State (Nov. 18, 2016)
- 92, vs. Lipscomb (Nov. 27, 2015)
- 92, vs. Marshall (Dec. 30, 2013)

Fewest Points

1. 36, at Florida (Jan. 30, 2012)
2. 41, vs. Florida (Feb. 10, 2018)
- 43, at Kentucky (Feb. 14, 2015)
- 43, vs. Kentucky (Jan. 24, 2015)
4. 44, vs. Tennessee (March 14, 2014)

Most Assists

1. 25, vs. High Point (March 15, 2016)
2. 24, vs. Lipscomb (Nov. 27, 2015)
3. 23, vs. Auburn (Jan. 24, 2017)
4. 22, at FIU (Nov. 27, 2017)
- 22, at Texas A&M (Feb. 6, 2015)
- 22, vs. Rider (Nov. 19, 2012)

Fewest Turnovers

1. 5, vs. Georgia (Feb. 21, 2018)
- 5, vs. Gonzaga (April 1, 2017)
3. 6, vs. Texas A&M (Jan. 7, 2017)
- 6, vs. Kentucky (March 1, 2014)
5. 7, at Georgia (Jan. 13, 2018)
- 7, at USF (Dec. 17, 2016)
- 7, vs. Mississippi State (Feb. 28, 2015)
- 7, at Georgia (Feb. 17, 2015)
- 7, vs. Georgia (Feb. 22, 2014)
- 7, vs. Akron (Dec. 28, 2013)
- 7, at Kentucky (Feb. 5, 2013)
- 7, vs. Vanderbilt (Jan. 19, 2013)

Most Blocks

1. 11, at Texas A&M (Feb. 3, 2018)
2. 10, vs. Lander (Dec. 27, 2016)
- 10, vs. High Point (March 15, 2016)
- 10, vs. UNC Asheville (Nov. 26, 2014)

5. 9, vs. SC State (Nov. 18, 2016)
- 9, at Georgia (Feb. 2, 2016)
- 9, vs. Drexel (Dec. 15, 2015)
- 9, vs. Coker (Dec. 21, 2014)

Most Steals

1. 13, vs. FIU (Dec. 4, 2016)
- 13, vs. Francis Marion (Dec. 30, 2015)
- 13, at Marshall (Dec. 1, 2014)
4. 12, at Tennessee (Jan. 11, 2017)
- 12, vs. Syracuse (Nov. 26, 2016)
- 12, vs. USF (Dec. 5, 2015)
- 12, vs. Lipscomb (Nov. 27, 2015)
- 12, vs. Ole Miss (March 12, 2015)
- 12, vs. UNC Asheville (Nov. 26, 2014)

Most Points By Opponent

1. 97, at Georgia (Jan. 22, 2014)
2. 90, vs. Alabama (Feb. 7, 2017)
- 90, vs. Missouri (Feb. 28, 2013)
4. 89, vs. Kentucky (Feb. 13, 2016)
- 89, at St. John's (Nov. 29, 2012)

Fewest Point By Opponent

1. 44, vs. Longwood (Nov. 9, 2013)
2. 45, vs. Limestone (Dec. 27, 2017)
- 45, vs. Akron (Dec. 28, 2013)
- 45, vs. Cornell (Nov. 20, 2014)
- 45, vs. Clemson (Dec. 19, 2014)

Most Field Goals Made By Opponent

1. 33, at St. John's (Nov. 29, 2012)
2. 32, vs. Missouri (Feb. 28, 2013)
3. 31, vs. Kentucky (Feb. 13, 2016)
4. 30, vs. Mississippi State (Jan. 31, 2018)
- 30, at Alabama (Jan. 9, 2018)
- 30, vs. Arkansas (Feb. 15, 2017)
- 30, vs. Alabama (Feb. 7, 2017)
- 30, vs. Georgia Tech (March 21, 2016)
- 30, vs. Arkansas (March 5, 2015)

Fewest Field Goals Made By Opponent

1. 10, vs. Michigan (Nov. 23, 2016)
2. 11, vs. Georgia (Jan. 31, 2015)
3. 13, vs. Limestone (Dec. 27, 2017)
- 13, vs. Akron (Dec. 28, 2013)
- 13, vs. Longwood (Nov. 9, 2013)

Highest Opponent Field Goal Percent

1. 69.6 (32-46) vs. Missouri (Feb. 28, 2013)
2. 61.4 (27-44) at Kentucky (Feb. 5, 2013)
3. 58.8 (30-51) at Alabama (Jan. 9, 2018)
4. 58.5 (24-41) vs. Auburn (Jan. 12, 2013)
5. 58.3 (28-48) at Kentucky (Jan. 21, 2017)

Most Rebounds By Opponent

1. 62, vs. Alabama (Feb. 7, 2017)
2. 49, vs. Seton Hall (Dec. 12, 2016)
- 49, vs. LSU (Feb. 14, 2013)
4. 47, at Georgia (Feb. 23, 2013)
5. 46, six times

Fewest Rebounds By Opponent

1. 16, vs. Holy Cross (Nov. 13, 2016)
2. 20, vs. NC A&T (Dec. 30, 2014)
3. 22, vs. Drexel (Dec. 15, 2015)
- 22, vs. Morgan State (Nov. 16, 2012)
5. 23, vs. Hofstra (Nov. 22, 2015)
- 23, vs. Alabama (Jan. 13, 2015)
- 23, vs. Manhattan (Dec. 22, 2012)
- 23, vs. Rider (Nov. 19, 2012)

ON THE BENCH



> **PERRY CLARK, ASSISTANT COACH**

- > Fifth season on staff at South Carolina
- > Former head coach at Tulane, Miami (Fla.) and Texas A&M-Corpus Christi
- > Has over 30 years of coaching experience
- > Has coached 19 players who were drafted or have gone on to play in the NBA, including Gamecock Sindarius Thornwell



> **CHUCK MARTIN, ASSISTANT COACH**

- > Is in his first season on staff at Carolina after serving as an assistant for the past three seasons at Indiana
- > Has over 15 years of coaching experience at the Division I level
- > Was the head coach at Marist for five years (2008-13)
- > Played collegiately at Champlain Junior College, before finishing his career at Monmouth



> **BRUCE SHINGLER, ASSISTANT COACH**

- > Is in his second season on staff with the Gamecocks
- > Prior to time at Carolina, was an assistant for four seasons at Towson
- > Played collegiately at St. Augustine's College
- > Prior to time in college, coached AAU, sending over 40 of his players to Division I institutions



> **ANDY ASSALEY, DIRECTOR OF OPERATIONS**

- > Enters his sixth season at Carolina, and his 11th season with Martin
- > Has over 20 years of experience working in college basketball
- > A graduate of Cincinnati



> **SCOTT GREENAWALT, STRENGTH AND CONDITIONING COACH**

- > Enters his sixth season with the Gamecocks and his 11th with Martin
- > Has coached over 10 all-conference players, including Michael Beasley (Kansas State) and Sindarius Thornwell (Carolina)
- > Has helped train numerous professional athletes, such as Kevin Youkilis, former MLB player
- > Played football at Muskingum College in Ohio



> **MARK RODGER, ATHLETIC TRAINER**

- > In his 12th season with the Gamecocks
- > Native of Berlin, Germany, and a graduate of the University of Buffalo




> **DOUG EDWARDS, DIRECTOR OF PLAYER DEVELOPMENT**

- > Is in his sixth season on staff at Carolina
- > Former standout at Florida State, and was the 15th overall pick in the 1993 NBA Draft by the Atlanta Hawks
- > Brother, Allen, is the head coach at Wyoming



> **JAY GIBBONS, VIDEO COORDINATOR**

- > Enters his third season on staff with the Gamecocks
- > Prior to his time at Carolina, was an assistant coach at Savannah State
- > Played collegiately at Clayton State, where he helped his team reach two NCAA D-II Final Four's



**JARETT
GERALD**

Special Asst. to
the Head Coach



**DUSHAWN
DAVIS**

Director of
Social Media



**JOHN
REYNOLDS**

Administrative
Assistant



**BRIAN
STEELE**

Graduate
Student
Manager



**TEMARCUS
BLANTON**

Student
Assistant
Coach




**JUSTIN
MCKIE**

Student
Assistant
Coach




**EMILY
MILES**

Director of
Communications and
Public Relations



73



52

GAME 1 (1-0)

Spartanburg, S.C.
Jerry Richardson Indoor Stadium
Nov. 10, 2017
2017-18 Season Opener


SPARTANBURG, S.C. (AP) - Maik Kotsar had 13 points and Frank Booker added 12 off three 3-pointers in a 73-52 rout of Wofford - the Gamecocks' 17th straight opening-game victory Friday night.

South Carolina (1-0) spoiled the debut of Wofford's glittering Jerry Richardson Indoor Stadium, a 3,400-seat arena funded by Richardson, owner of the Carolina Panthers and a Wofford alumnus.


Wofford (0-1) kept things tight most of the first half and trailed 25-22 on Derrick Brooks' jumper with 3:15 left in the opening half. That's when the Gamecocks took control with a 20-2 run that spanned both periods. Booker and fellow first-year player Wesley Myers had 3s in the run. When Hassani Gravett closed the surge with one more 3, South Carolina led 45-24.

Freshman Felipe Haase and graduate transfer Myers added 10 points each for the Gamecocks, who returned just two starters from the team that that made it to the program's first Final Four a year ago. Chris Silva, along with Kotsar, the only starters back from the NCAA Tournament run, had nine points and a team-best 10 rebounds.

Fletcher Magee had 17 points, 15 in the opening half, to lead Wofford.



78



60

GAME 2 (2-0)

Columbia, S.C.
Colonial Life Arena
Nov. 13, 2017
Final Four banner unveiled pre-game

COLUMBIA, S.C. (AP) - South Carolina doubled down on a season opening victory, claiming a 78-60 home win Monday night over Western Michigan in its second encounter.

The Gamecocks managed to get a bit of breathing room late in the first half, opening a nine-point lead at the break. They remained on top throughout the second half, gradually increasing the lead.


The inside duo of Chris Silva and Maik Kotsar dominated action inside, allowing USC to connect on 26 of 57 field goals, while holding Western Michigan to 21 of 58.

Despite its statistical dominance, South Carolina watched a 17-point lead cut to nine with 7:50 remaining. The Gamecocks had an answer for each Western Michigan run, however.

While the inside duo was responsible for obtaining the lead, point guard Hassani Gravett hit three late 3-pointers to allow South Carolina's advantage to grow to as much as 19.

He led the Gamecocks in scoring with 15. Frank Booker followed with 14, while Silva and Kotsar each scored 10 and hauled in a combined 13 rebounds.

Western Michigan's Thomas Wilder led all scorers with 21, earning most of his points driving to the basket. Bryce Moore and Josh Davis followed with 12 and 11 points respectively.



65



69

GAME 3 (2-1)

Conway, S.C.
HTC Center
Nov. 16, 2017
Puerto Rico Tip-Off at Myrtle Beach

CONWAY, S.C. (AP) - Milik Yarbrough had 18 points, six rebounds and six assists to help Illinois State beat South Carolina 69-65 in Thursday's opening game of the relocated Puerto Rico Tip-Off.

Keyshawn Evans added 17 points for the Redbirds (1-1), who frustrated the cold-shooting Gamecocks with their active zone defense and never trailed. Illinois State shot just 36 percent, but made 28 free throws - with 14 from Yarbrough.

Illinois State led by as many as 12 points before halftime and saw the Gamecocks rally to twice tie it before holding on down the stretch. Evans hit a free throw with 4 seconds left to make it a two-possession game and seal the win.

Hassani Gravett had 10 points, nine rebounds and five assists for the Gamecocks (2-1), who shot just 30 percent.

The tournament was set for the coastal city of Fajardo, Puerto Rico, but damage from Hurricane Maria forced it to Coastal Carolina in Conway.



GAME 1



Official Basketball Box Score - Game Totals - Final Statistics
South Carolina vs Wofford
11/10/17 7:00 PM at Spartanburg, S.C.

South Carolina 73 • 1-0

#	Player	Total		3-Ptr		Rebounds		PF	TP	A	TO	Bk	Stl	Min
		FG	FGA	FG	FTA	Off	Def							
02	GRAVETT, Hassani	2-7	1-2	0-0	0	2	2	0	5	3	0	0	0	25
05	BOOKER, Frank	4-6	3-5	1-2	0	0	0	1	12	0	0	0	1	25
10	MINAYA, Justin	2-5	1-2	1-1	2	2	4	1	6	2	2	1	0	24
21	KOTSAR, Maik	5-10	0-1	3-4	2	1	3	3	13	4	1	0	1	25
30	SILVA, Chris	2-5	0-1	5-6	3	7	10	3	9	2	5	2	2	20
06	BEATTY, David	2-6	2-4	0-0	0	0	0	2	6	2	1	0	0	19
10	HOLDEN, Kory	1-2	0-1	0-0	1	2	3	2	2	2	0	0	0	8
12	GUEYE, Khadim	0-0	0-0	0-0	2	2	4	2	0	0	2	0	0	10
13	HAASE, Felipe	4-6	2-3	0-1	1	4	5	2	10	0	0	0	0	23
14	FAMOUKE DOUMBIA, I.	0-1	0-0	0-0	2	2	0	0	0	0	0	0	0	2
15	MYERS, Wesley	3-6	2-4	2-2	0	3	3	0	10	2	2	0	1	17
20	CORCHIANI, Tommy	0-0	0-0	0-0	0	0	0	0	0	0	0	0	0	1
33	CUDD, Jason	0-0	0-0	0-0	0	0	0	0	0	0	0	0	0	1
Team						1		4		5		1		200
Totals		25-54	11-23	12-16	12	28	40	17	73	17	14	3	5	

FG % 1st Half: 11-27 40.7% 2nd half: 14-27 51.9% Game: 25-54 46.3%
3FG % 1st Half: 7-14 50.0% 2nd half: 4-9 44.4% Game: 11-23 47.8%
FT % 1st Half: 4-5 80.0% 2nd half: 8-11 72.7% Game: 12-16 75.0%

Wofford 52 • 0-1

#	Player	Total		3-Ptr		Rebounds		PF	TP	A	TO	Bk	Stl	Min
		FG	FGA	FG	FTA	Off	Def							
03	Fletcher Magee	7-17	3-9	0-0	0	3	3	1	17	0	2	0	0	37
10	Nathan Hoover	2-7	1-4	4-5	0	1	1	0	9	0	0	0	0	29
31	Donovan Theme-Love	0-2	0-1	0-0	0	0	0	1	0	1	4	0	0	19
30	Cameron Jackson	3-7	0-1	3-6	3	6	9	4	9	0	2	0	1	27
24	Matthew Pegram	3-7	2-2	4-4	2	5	7	4	12	2	0	0	0	29
01	Derrick Brooks	1-3	0-1	0-0	0	1	1	4	2	0	4	0	0	19
05	Storm Murphy	1-4	0-0	1-1	0	0	0	0	3	4	0	0	0	21
12	Trishon Lowery	0-0	0-0	0-0	0	0	0	0	0	0	0	0	0	1
21	Trey Hollowell	0-2	0-1	0-0	0	0	0	1	0	0	0	0	0	8
24	Keve Aluma	0-0	0-0	0-0	0	1	1	1	0	0	1	0	0	10
Team						3		6						200
Totals		17-49	6-19	12-16	8	20	28	16	52	7	13	0	3	

FG % 1st Half: 10-28 35.7% 2nd half: 7-21 33.3% Game: 17-49 34.7%
3FG % 1st Half: 3-9 33.3% 2nd half: 3-10 30.0% Game: 6-19 31.6%
FT % 1st Half: 1-3 33.3% 2nd half: 11-13 84.6% Game: 12-16 75.0%

Score by periods			
	1st	2nd	Total
South Carolina	33	40	73
Wofford	24	28	52

Officials: Karl Hess, Steven Anderson, Rusty Phillips
Technical Fouls: South Carolina-None. Wofford-None.
Attendance: 3400

GAME 2



Official Basketball Box Score - Game Totals - Final Statistics
Western Michigan vs South Carolina
11/13/17 8 p.m. ET at Columbia, S.C. (Colonial Life Arena)

Western Michigan 60 • 1-1

#	Player	Total		3-Ptr		Rebounds		PF	TP	A	TO	Bk	Stl	Min
		FG	FGA	FG	FTA	Off	Def							
23	JONES, Reoqee	3-11	1-6	0-0	0	1	1	2	7	4	1	2	1	22
35	JOHNSON, Brandon	1-4	0-1	0-0	1	1	2	5	2	0	0	0	0	12
50	DUGAN, Seth	3-5	0-0	0-0	1	4	5	1	6	1	3	0	0	27
06	MOORE, Bryce	2-6	2-4	4-8	0	1	1	2	10	2	3	0	3	30
10	WILDER, Thomas	8-16	1-3	6-10	0	3	3	1	23	4	0	0	6	33
01	FLOWERS, Michael	0-2	0-1	0-0	0	0	0	0	0	0	0	0	0	5
02	MCDERMED, Kyle	0-0	0-0	0-0	0	0	0	0	0	0	0	0	0	2
03	DAVIS, Josh	4-6	1-2	2-2	4	4	8	5	11	0	1	3	0	20
04	PRINITY, Jared	0-0	0-0	0-0	0	0	0	0	0	0	0	0	0	6
12	RANDALL, Jarrin	0-3	0-3	1-3	0	0	0	0	1	0	0	0	0	4
24	IKONGSHUL, Adida	0-2	0-0	0-0	1	2	3	5	0	1	1	0	0	14
30	WHITENS, Jason	0-1	0-1	0-0	0	0	0	0	0	0	0	0	0	2
32	CLIFFORD, TJ	0-0	0-0	0-0	0	0	0	0	0	0	0	0	0	2
42	LAMONT, Drake	0-2	0-0	0-2	0	6	6	2	0	0	0	1	0	21
Team						1		2		3		2		200
Totals		21-58	5-21	13-25	8	24	32	24	60	12	11	6	10	

FG % 1st Half: 10-27 37.0% 2nd half: 11-31 35.5% Game: 21-58 36.2%
3FG % 1st Half: 3-12 25.0% 2nd half: 2-9 22.2% Game: 5-21 23.8%
FT % 1st Half: 6-11 54.5% 2nd half: 7-14 50.0% Game: 13-25 52.0%

South Carolina 78 • 2-0

#	Player	Total		3-Ptr		Rebounds		PF	TP	A	TO	Bk	Stl	Min
		FG	FGA	FG	FTA	Off	Def							
10	MINAYA, Justin	2-8	0-4	1-3	2	3	5	3	5	2	0	0	0	22
21	KOTSAR, Maik	4-10	0-2	2-6	3	3	6	2	10	1	2	1	2	29
30	SILVA, Chris	3-5	1-1	3-4	2	8	10	3	10	1	1	1	1	21
02	GRAVETT, Hassani	4-5	3-3	4-4	0	4	4	2	15	2	2	0	0	19
05	BOOKER, Frank	5-8	3-6	1-3	0	2	2	2	14	0	1	1	0	30
06	BEATTY, David	2-7	1-2	2-2	0	0	0	0	1	7	2	1	0	12
01	HOLDEN, Kory	3-6	0-1	0-0	0	3	3	0	6	1	2	0	0	12
12	GUEYE, Khadim	0-0	0-0	0-0	0	0	0	0	0	0	0	0	0	4
13	HAASE, Felipe	1-3	1-3	4-6	2	7	9	2	7	3	2	0	0	25
14	FAMOUKE DOUMBIA, I.	0-0	0-0	0-0	0	0	0	0	0	0	0	0	0	2
15	MYERS, Wesley	2-5	0-1	0-0	0	2	2	2	4	0	1	0	0	12
25	SCHMITT, Christian	0-0	0-0	0-0	0	0	0	0	0	0	0	0	0	1
33	CUDD, Jason	0-0	0-0	0-0	0	0	0	1	0	0	1	0	0	2
Team						4		1		5		1		200
Totals		26-57	9-23	17-28	13	33	46	18	78	12	14	3	4	

FG % 1st Half: 13-30 43.3% 2nd half: 13-27 48.1% Game: 26-57 45.6%
3FG % 1st Half: 4-10 40.0% 2nd half: 5-13 38.5% Game: 9-23 39.1%
FT % 1st Half: 8-12 66.7% 2nd half: 9-16 56.3% Game: 17-28 60.7%

Officials: Chuck Jones, Terry Moore, Rob Rorke
Technical Fouls: Western Michigan-None. South Carolina-None.
Attendance: 12136
Unbracketed game of the Puerto Rico Tip-Off at Myrtle Beach

Score by periods			
	1st	2nd	Total
Western Michigan	29	31	60
South Carolina	38	40	78

Last FG - WMU 2nd-04:31, SC 2nd-02:29.
Largest lead - WMU by 3 1st-17:20, SC by 18 2nd-04:52.
WMU led for 01:03. SC led for 36:53. Game was tied for 02:04.

GAME 3



Official Basketball Box Score - Game Totals - Final Statistics
Illinois State vs South Carolina
11/16/17 11:30 AM ET at HTC Center (Conway, SC)

Illinois State 69 • 1-1

#	Player	FG		3-Ptr		Rebounds		PF	TP	A	TO	Bk	Stl	Min
		FGA	FGA	FTA	FTA	Off	Def							
32	Bruninga, Taylor	f	1-3	1-3	2-2	0	0	0	5	5	0	0	0	19
03	Eaves, Keyshawn		3-10	3-6	8-11	0	4	4	1	17	3	0	0	32
05	Hein, Matt		1-2	0-1	0-0	0	1	1	0	2	0	0	0	23
23	Tinsley, William		2-9	0-4	1-2	0	6	0	5	1	0	1	0	19
05	Williams, Madison	g	3-8	1-2	0-0	0	5	5	2	7	2	0	0	25
20	Gassman, Isaac		0-1	0-0	1-2	1	3	4	0	1	0	0	0	17
10	Fayne, Phil		2-11	0-0	2-5	4	6	10	0	14	0	3	1	34
10	Martin, Jerron		0-1	0-0	0-0	0	0	0	1	0	1	0	0	24
52	Varvayur, Milik		1-5	0-0	14-17	0	6	6	4	18	6	6	0	36
	Team					0	6	6						
Totals			28-50	5-16	28-39	5	37	42	20	69	13	14	2	8 200
FG % 1st half: 9-22 36.4% 2nd half: 10-28 35.7% Game: 15-50 30.0% Deadball														
3FG % 1st half: 2-6 33.3% 2nd half: 3-10 30.0% Game: 5-16 31.3% Rebounds														
FT % 1st half: 14-19 73.7% 2nd half: 14-20 70.0% Game: 28-39 71.8% 5														
South Carolina ES • 2-1														

80

56

GAME 4 (3-1)
Conway, S.C.
HTC Center
Nov. 17, 2017
Puerto Rico Tip-Off at Myrtle Beach

CONWAY, S.C. (AP) - Chris Silva scored 15 points and South Carolina had a dominating first-half performance to beat UTEP 80-56 in Friday's consolation bracket of the relocated Puerto Rico Tip-Off.



The Gamecocks (3-1) struggled in Thursday's loss to Illinois State, but they were much sharper against the Miners (1-2). They built a double-digit lead in the first 6 minutes and shot 55 percent in the first half, leading 50-24 by the break and by 32 after halftime.

Matt Willms scored 18 points for UTEP, which hit shots early but undercut any momentum with a constant stream of turnovers. UTEP committed 16 turnovers in the first half, leading to 21 points for the Gamecocks, and finished with 23.

The Miners lost leading scorer and rebounder Keith Frazier to a first-half injury. He appeared to land on a close-out defender on a 3-pointer and came up grabbing his right ankle with 2:25 left.

79

66

GAME 5 (4-1)
Conway, S.C.
HTC Center
Nov. 19, 2017
Martin's 100th win at Carolina

CONWAY, S.C. (AP) - South Carolina started the relocated Puerto Rico Tip-Off with a clunker. Coach Frank Martin could at least feel better about the way the Gamecocks finished it in the fifth-place game.

Wesley Myers and Chris Silva each scored 14 points, while South Carolina took control after halftime to beat Western Michigan 79-66 on Sunday.

The Gamecocks (4-1) started slow and trailed 13-2 before leading 35-34 at the break. They took over by running off 14 unanswered points during a 17-1 run while holding Western Michigan (2-3) without a basket for nearly 8 1/2 minutes.

That turned a one-point edge into a 57-40 margin on Kory Holden's 3-pointer with 10:02 left, a margin that stayed in double figures the rest of the game for Martin's 100th career win at South Carolina.

"There was a trophy for the team that won at the end, and anytime there's a trophy in place, you want to play for it," Martin said. "We're disappointed we didn't get that opportunity. But once that first game went away and that was no longer an option, then the goal is about your team to continuing to get better because you want your team playing its best in March."

The defensive performance included harassing the Broncos into 22 turnovers that led to 28 points for the Gamecocks, with a tournament-record 10 turnovers coming from Western Michigan leading scorer Thomas Wilder.

It helped that it was the second time the Gamecocks had seen Western Michigan this week. They won 78-60 at home Monday, then won in Conway after the tournament was relocated due to hurricane damage in Puerto Rico.

"I was real happy with the defensive adjustments that our guys executed today," Martin said. "We didn't get back-cut, we sat on some stuff they ran against us when they got layups, so the guys defensively were sharp on that."

Wilder scored 15 points to lead Western Michigan, while Bryce Moore tied a career-high with four 3-pointers and scored 14 points.

"Good physical effort - lost the ball game in an 8-minute stretch," Broncos coach Steve Hawkins said. "That's kind of what it came down to there."

GAME 4



Official Basketball Box Score -- Game Totals -- Final Statistics
South Carolina vs UTEP
11/17/17 10:30 AM ET at HTC Center (Conway, SC)

South Carolina 80 • 3-1

#	Player	Total		3-Ptr		Rebounds						PF	TP	A	T	Bk	Stl	Min
		FG	FGA	FG	FGA	FT	FTA	Off	Def	TP	FT							
19	MINAYA, Justin	r	4-7	3-5	3-4	2	1	3	1	14	3	3	0	1	28			
21	KOTSAR, Maik	r	6-10	1-2	1-2	1	1	2	3	14	0	0	0	2	20			
9	SILVA, Chris	r	3-8	1-2	0-9	3	4	7	4	15	1	4	2	1	23			
02	GRAVETT, Hassani	g	3-6	0-1	0-0	1	3	4	2	6	9	4	0	1	21			
05	BOOKER, Frank	g	2-6	1-4	2-2	0	2	2	1	7	1	4	0	0	25			
00	BEATTY, David		1-5	0-3	0-0	0	2	2	0	2	2	0	0	1	15			
11	HOLDEN, Kory		4-5	1-2	2-4	0	0	0	1	11	2	0	0	0	16			
12	GUEYE, Khadim		0-0	0-0	0-0	0	0	0	1	0	0	0	0	0	2			
13	HAASE, Felipe		3-7	1-3	0-0	2	5	7	2	7	0	0	0	1	24			
14	FAMOUKE DOUMBIA, I.		0-0	0-0	0-0	0	0	0	1	0	0	0	0	0	3			
15	MYERS, Wesley		1-2	0-1	0-0	0	3	3	1	2	1	1	0	1	14			
23	SCHMITT, Christian		0-1	0-1	0-0	0	0	0	0	0	0	0	0	0	3			
33	CUDO, Jason		0-1	0-0	2-2	1	2	3	2	0	0	0	0	0	6			
Team						3	0	3										
Totals			27-58	8-24	18-23	13	23	36	20	80	19	17	2	8	200			

FG % 1st Half: 17-31 54.8% 2nd half: 10-27 37.0% Game: 27-58 46.6%
3FG % 1st Half: 5-13 38.5% 2nd half: 3-11 27.3% Game: 8-24 33.3%
FT % 1st Half: 11-13 84.6% 2nd half: 7-10 70.0% Game: 18-23 78.3%

UTEP 56 • 1-2

#	Player	Total		3-Ptr		Rebounds		PF	TP	A	T	Bk	Stl	Min	
		FG	FGA	FG	FGA	FT	FTA								Off
01	THOMAS, Paul	r	0-3	0-1	2-2	0	0	0	4	2	2	1	0	0	14
14	WILLMS, Matt	c	6-10	0-0	6-9	2	4	6	3	18	1	3	1	0	32
02	HARRIS, Omega	g	4-7	1-2	1-2	0	4	4	3	10	3	4	0	2	25
03	GLYARD, Evan	g	2-4	1-2	2-2	0	0	0	1	7	2	5	0	3	22
05	FRAZIER, Keith	g	3-5	1-3	0-0	0	1	1	1	7	2	1	0	0	14
04	SMITH, Tirus		0-4	0-0	1-2	1	4	5	1	1	0	2	0	1	13
05	WADE, Trey		3-6	1-3	0-1	1	1	2	3	7	1	0	4	0	23
11	FLAGGERT, Jake		0-0	0-0	0-0	0	0	0	2	0	0	0	0	0	12
14	OSBORNE, Isaiah		1-4	1-2	1-2	0	2	2	1	4	0	1	1	1	24
15	MAGEE, Kobe		0-1	0-0	0-0	0	2	2	0	0	0	1	0	0	15
20	TOUCHET, Trey		0-1	0-0	0-0	0	0	0	1	1	3	0	0	0	6
Team						2	3	5							
Totals			19-45	5-13	13-20	6	21	27	24	56	12	23	6	8	200
FG % 1st half:		9-21	42.9%	2nd half:	10-24	41.7%	Game:	19-45	42.2%	Decided 4th Quarter					
3PT % 1st half:		3-8	37.5%	2nd half:	2-5	38.9%	Game:	5-13	38.5%	Decided 4th Quarter					
FT % 1st half:		3-5	60.0%	2nd half:	10-15	66.7%	Game:	13-20	65.0%	Decided 4th Quarter					

Officials: Kelly Self, Lee Cassell, Jose Carrion
Technical fouls: South Carolina-None. UTEP-None.
Attendance: 987
Game 5 of the Puerto Rico Tip-Off at Myrtle Beach

Score by periods		1st	2nd	Total
South Carolina		50	30	80
UTEP		24	32	56

Last FG - SC 2nd-01:49, UTEP 2nd-00:45.
Largest lead - SC by 32 2nd-12:54, UTEP None.
SC led for 39:35. UTEP led for 00:00. Game was tied for 00:25.

GAME 5



Official Basketball Box Score -- Game Totals -- Final Statistics
South Carolina vs Western Michigan
11/19/17 2:00 PM ET at HTC Center (Conway, SC)

South Carolina 79 • 4-1

#	Player		Total		3-Ptr		Rebounds					PF	TP	A	T	Bk	Stl	Min	
			FG	FGA	FG	FGA	FT	FTA	Off	Def	Total								
10	MINAYA, Justin	f	4-9	1-4	0-0	1	2	3	1	9	0	2	2	1	33				
21	KOTSAR, Maik	f	3-7	0-0	0-3	1	3	4	3	6	0	1	1	2	29				
30	SILVA, Chris	f	4-5	0-0	6-8	3	2	5	3	14	2	0	0	1	25				
02	GRAVETT, Hassani	g	2-8	1-4	4-8	0	5	5	1	9	6	2	0	0	27				
05	BOOKER, Frank	g	4-10	3-9	0-0	1	0	1	1	11	0	2	0	2	19				
00	BEATTY, David		0-1	0-1	0-0	1	0	1	2	0	1	1	0	0	5				
11	HOLDEN, Kory		1-3	1-1	3-4	1	0	1	3	6	1	0	0	0	9				
13	HAASE, Felipe		3-5	2-4	2-2	1	4	5	3	10	1	0	0	1	26				
15	MYERS, Wesley		5-9	0-1	4-5	0	5	5	2	14	2	2	0	1	27				
Team						4	0	4											
Totals				26-57	8-24	19-30	12	21	33	19	79	13	12	3	8	200			

FG % 1st Half: 14-28 50.0% 2nd half: 12-29 41.4% Game: 26-57 45.6%
3FG % 1st Half: 4-10 40.0% 2nd half: 4-14 28.6% Game: 8-24 33.3%
FT % 1st Half: 3-10 30.0% 2nd half: 16-20 80.0% Game: 19-30 63.3%

Western Michigan 66 • 2-3

#	PLAYER		FG		3-Ptr		Rebounds		PF	TP	A	T	Bk	Stl	Min
			FG	FGA	FG	FGA	FT	FTA							
03	DAVIS, Josh	f	2-7	1-3	3-4	1	5	6	4	8	2	1	0	2	28
35	JOHNSON, Brandon	r	2-5	0-0	0-0	1	4	5	4	4	0	2	0	0	28
10	DUGAN, Seth	c	1-2	0-1	1-2	2	2	4	3	3	2	1	0	0	18
00	MOORE, Bryce	g	4-10	4-9	2-2	0	1	1	2	34	1	1	0	3	34
10	WILDER, Thomas	g	5-7	0-1	5-7	1	2	3	4	15	3	10	1	3	34
01	FLOWERS, Michael		3-6	2-3	2-2	0	0	0	2	10	0	2	0	0	16
23	JONES, Reggie		2-4	1-4	0-0	0	2	2	0	5	1	3	0	1	17
24	IKONGSHUI, Adida		0-0	0-0	0-0	0	3	3	1	0	0	0	0	0	3
42	LAMONT, Drake		2-3	0-0	3-4	0	2	2	4	7	0	2	0	0	22
Team						1	3	4							
Totals			21-44	8-21	16-21	6	24	30	24	66	9	22	1	9	200

FG % 1st Half: 12-24 50.0% 2nd half: 9-20 45.0% Game: 21-44 47.7%
3FG % 1st Half: 3-9 33.3% 2nd half: 5-12 41.7% Game: 8-21 38.1%
FT % 1st Half: 7-8 87.5% 2nd half: 9-13 69.2% Game: 16-21 76.2%

Officials: Kipp Kissinger, Jeff Malham, Rick O'Neill
Technical fouls: South Carolina-None. Western Michigan-DAVIS, Josh.
Attendance:
Game 10 of the Puerto Rico Tip-Off at Myrtle Beach
5th Place Game

Score by periods		1st	2nd	Total
South Carolina		35	44	79
Western Michigan		34	32	66

Last FG - SC 2nd-03:38, WMU 2nd-00:35.
Largest lead - SC by 18 2nd-03:38, WMU by 11 1st-15:20.
SC led for 25:14, WMU led for 11:18. Game was tied for 03:27.

78

61

GAME 6 (5-1)
Miami, Fla.
Ocean Bank Convocation Center
Nov. 27, 2017
Martin's first time coaching at his alma mater

MIAMI. (AP) - Chris Silva scored a career-high 26 points and grabbed 10 rebounds to lead South Carolina to a 78-61 win over FIU on Monday night.

Maik Kotsar scored 16 points, Justin Minaya added 13, and Frank Booker chipped in 12 for South Carolina (5-1) as head coach Frank Martin faced his alma mater for the first time on the road as a head coach. Martin is 3-0 against FIU.

FIU (2-4) was led by Eric Lockett's 21 points.

After hitting a 3 to give the Gamecocks a 38-36 lead going into the break after a wild first half, Booker picked up where he left off, hitting three 3s in the opening minutes of the second half to give South Carolina a 57-38 lead.

Booker's 3 were part of a pivotal 15-0 run that helped lift the Gamecocks to the win.

FIU cut the deficit to 10 points at 68-58 with six minutes left in the game, but were unable to get within single digits.

Both teams played an entertaining first half with each taking a turn at a big run.

South Carolina opened with a 9-0 run capped by an emphatic breakaway dunk by Silva. The Gamecocks' fast start continued, making 9 of their first 11 shots to build a 20-4 lead.

Then, the Golden Panthers went on its run erasing the 16-point deficit with a 27-3 run over the next 8:41.

Trejon Jacob sparked FIU by scoring seven straight points with a layup, a long 3, and a two-handed dunk to cut the deficit to 20-11.

FIU continued its surge and took a 23-22 lead following a 4-point play by Brian Beard Jr. with 8:04 left in the first half. Moments later, Beard Jr. drilled another 3 for a 29-23 advantage.

South Carolina trailed 31-23 before Silva ended the run with a basket.

The Gamecocks committed 12 turnovers and made 1 of 9 shots from the field during the run.



GAME 6



Official Basketball Box Score -- Game Totals -- Final Statistics
South Carolina vs FIU
11/27/17 7:00 p.m. at Ocean Bank Convocation Ctr.(Miami, Fla.)

South Carolina 78 • 5-1

#	Player	Total		3-Ptr		Rebounds		PF	TP	A	T	Bk	Stl	Min	
		FG	FGA	FG	FGA	FT	FTA								Off
02	GRAVETT, Hassani	*	3-5	1-2	0-0	3	7	1	7	1	0	1	28	34	
05	BOOKER, Frank	*	4-8	4-8	0-0	1	13	0	12	4	0	1	34	34	
10	WATKINS, Justin	*	5-15	1-6	0-0	1	11	1	1	1	1	1	36	36	
20	KOTSAR, Mark	*	8-13	0-1	0-1	3	3	6	1	6	1	1	33	33	
30	SILVA, Chris	*	10-13	0-0	6-10	3	7	10	4	16	2	1	4	29	29
00	BEATTY, David		0-1	0-1	0	0	0	0	0	0	0	0	0	0	0
11	HOLDEN, Gary		0-3	0-2	0-1	0	0	0	1	0	2	2	0	12	12
12	WATKINS, Justin		0-0	0-0	0	0	1	0	1	0	0	0	0	7	7
13	HASSE, Felipe		2-5	0-1	0	0	0	2	0	0	0	0	0	0	0
14	FAMOUKE DOUMBIA, I.		0-0	0-0	0-0	0	0	0	0	0	0	0	0	0	0
15	MYERS, Wesley		0-2	0-1	0	0	1	1	0	1	0	0	0	7	7
16	TEAMS		22-61	0-33	6-13	1	2	3	15	20	33	3	3	100	100

	80	GAME 10 (8-2) <hr/> Columbia, S.C. Colonial Life Arena Dec. 9, 2017 <i>Gravett jumper with 6.5 seconds to play</i>
	78	

COLUMBIA, S.C. (AP) - Hassani Gravett scored a lay-up, followed by a free throw with 6.5 seconds remaining to give South Carolina an 80-78 victory over Coastal Carolina in Colonial Life Arena on Saturday.

The play allowed the Gamecocks to earn a victory in a game they trailed by as many as five in the second half. They survived Coastal Carolina getting two shots off as time ran out. The win, which improved USC's record to 8-2, was its third straight since returning home.

The loss dropped the Chanticleers to 5-5.

Frank Martin has built his coaching reputation on defense. He has been frustrated that this year's team has not displayed toughness on that side of the court. The Chanticleers exploited South Carolina's defense throughout the first half, connecting on seven of 14 3-point attempts. When Coastal wasn't scoring from long range, its guards managed to beat defenders off the dribble.

The Chanticleers continued to take advantage of USC's defense in the second half, earning its largest lead (69-64) with 7:56 remaining on an Arthur Labinowicz jumper. The Gamecocks pulled within one on several occasions, but appeared unable to regain the lead. USC tied things at 76 with 2:03 remaining on a driving layup by Maik Kotsar.

South Carolina, which trailed in the later stages of the opening 20 minutes, managed to rally and go into the locker room tied at 47. The Gamecocks out-scored Coastal Carolina by 12 on the free throw line.

GAME 10

Official Basketball Box Score - Game Totals - Final Statistics

Coastal Carolina vs South Carolina

12/9/17 12 p.m. ET at Columbia, S.C. (Colonial Life Arena)

Coastal Carolina 78 • 5-5

#	Player	3-Ptr			Rebounds										Min
		FG	FGA	FG-FGA	FT	FTA	FT-FTA	PF	TP	A	TO	Blk	Stl		
40	Cuthbertson, Zac	f	5-10	1-2	0-0	2	2	2	4	3	11	4	2	1	34
30	Coleman, Josh	c	0-1	0-0	0-0	0	0	0	0	5	0	0	0	0	8
01	Sanders, Ajay	g	5-9	4-5	0-0	1	3	4	0	14	2	5	5	1	29
05	Shaw, Jaylen	g	6-15	0-2	5-6	1	5	6	2	17	3	3	0	2	33
15	Shawley, Matt	g	1-6	1-4	0-0	0	1	1	3	1	0	0	2	0	28
00	Brown, Tre	g	1-2	0-0	0-0	0	4	4	1	2	2	0	0	1	7
02	Labinowicz, Artur	g	2-6	1-7	4-5	1	1	2	2	3	1	0	0	0	23
15	Bamba, Amidou	g	1-2	0-0	0-0	1	0	1	4	2	0	0	0	0	13
20	Beck, Demario	g	8-10	3-4	1-2	3	3	6	4	20	2	3	0	0	25
	Team						4	1	5			1			
Totals		29-63	10-24	10-13	13	20	33	25	78	17	5	2	8	200	

FG % 1st Half: 15-29 51.7% 2nd half: 14-34 41.2% Games: 29-63 46.0%

3FG % 1st Half: 7-14 50.0% 2nd half: 3-10 30.0% Games: 10-24 41.7%

FT % 1st Half: 10-13 76.9% 2nd half: 0-0 0.0% Games: 10-13 76.9%

Deadball
Rebounds
4.3



South Carolina 80 • 8-2

#	Player	3-Ptr			Rebounds										Min		
		FG	FGA	FG-FGA	FT	FTA	FT-FTA	Off	Def	Tot	PF	TP	A	TO	Blk	Stl	
10	MINAYA, Justin	f	4-9	3-7	2-2	2	2	2	2	4	2	13	1	4	0	1	33
10	KOTSAR, Malik	f	3-7	0-0	0-0	2	2	2	2	4	1	6	2	0	1	0	35
30	SILVA, Chris	f	2-5	1-1	10-13	2	7	9	1	15	1	1	1	3	2	30	
02	GRAVETT, Hassani	g	3-9	0-2	3-5	1	0	1	3	9	4	2	0	1	1	25	
01	BOGARD, Frank	g	7-12	3-7	2-4	1	4	5	2	9	3	2	0	2	34		
11	HOLDEN, Kory	g	1-5	0-1	0-0	1	0	1	1	2	3	0	0	0	0	13	
13	HAASE, Felipe	g	3-4	0-1	1-1	1	4	5	0	7	0	2	0	0	0	14	
15	MYERS, Wesley	g	1-2	1-1	3-4	1	0	1	2	6	0	1	0	0	0	11	
23	HINSON, Evan	g	1-2	0-0	1-2	0	0	0	1	3	0	1	0	0	0	5	
	Team						0	1	1								
Totals		25-55	8-20	22-31	12	29	53	13	80	14	14	4	6	200			

FG % 1st Half: 14-29 48.3% 2nd half: 11-26 42.3% Games: 25-55 45.5%

3FG % 1st Half: 6-11 54.5% 2nd half: 2-9 22.2% Games: 8-20 40.0%

FT % 1st Half: 13-17 76.5% 2nd half: 9-14 64.3% Games: 22-31 71.0%

	48	GAME 11 (8-3) Clemson, S.C. Littlejohn Coliseum Dec. 19, 2017 <i>168th meeting all-time</i>
	64	

CLEMSON, S.C. - Marquise Reed poured in a career-high 25 points, 18 of them coming in the second half, to help lead Clemson (10-1) to a 64-48 victory over in-state rival South Carolina (8-3) Tuesday night at Littlejohn Coliseum.

The game was back-and-forth for much of the first half, but the Tigers pushed in front thanks to four Reed 3s midway in the second half. The Gamecocks were unable to find their rhythm offensively, shooting just 35 percent (19-of-54) from the field.

Chris Silva led Carolina with 12 points and nine rebounds. Wesley Myers, who played a season-high 31 minutes, scored 10 points off the bench.

Gabe DeVoe (12) and Shelton Mitchell (10) each scored in double figures off the bench for Clemson, who never trailed in the contest.

GAME 22

Official Basketball Box Score - Game Totals - Final Statistics

South Carolina vs Clemson

12/19/17 7:01 PM at Clemson, SC (Littlejohn Coliseum)



South Carolina 48 • 8-3

#	Player	Total	3-Pr			Rebounds							PF	TP	A	To	Bk	Stl	Min
			FG	FGA	FG-FGA	FT	FTA	FT-FTA	Off	Def	Total								
##	MINAYA, Justin	f	0-1	0-1	0-0	3	2	3	5	0	1	2	0	0	2	0	0	20	29
11	KOTSAR, Malik	f	3-5	0-0	0-0	1	5	6	1	6	1	0	1	2	1	2	1	32	25
##	SILVA, Chris	f	4-10	0-1	4-4	3	6	9	4	12	0	4	1	0	4	1	0	25	25
02	GRAVETT, Hassani	g	1-7	1-5	0-0	0	1	1	3	0	3	1	1	0	0	1	0	15	15
05	BOOKER, Frank	g	0-4	0-2	2-2	2	2	0	2	4	2	0	1	0	0	1	0	15	15
00	BEATTY, David	g	2-5	0-2	1-2	0	0	0	0	1	5	0	0	0	0	0	0	14	15
01	HOLDEN, Kory	0	4-5	0-0	0-0	0	1	1	0	1	0	0	1	3	1	1	0	14	14
13	HAASE, Felipe	0	1-5	0-3	0-0	0	2	2	0	2	0	2	0	1	0	0	0	22	31
15	MYERS, Wesley	0	4-7	1-2	1-2	1	2	3	1	10	0	1	0	0	0	1	0	22	31
23	HINSON, Evan	0	0-0	0-0	0-0	0	0	0	2	0	0	0	0	0	0	0	0	20	20
Team									2	0	2								
Totals			19-54	2-16	8-10	12	19	31	17	48	3	14	4	0	3	2	0	200	200

FG % 1st Half:	9-24	37.5%	2nd half:	10-34	33.3%	Game:	19-54	35.2%	Deadball Rebounds
3FG % 1st Half:	0-6	0.0%	2nd half:	2-10	20.0%	Game:	2-16	12.5%	
FT % 1st Half:	8-10	80.0%	2nd half:	0-0	0.0%	Game:	8-10	80.0%	1

Clemson 64 • 10-1

#	Player	Total	3-Pr			Rebounds							PF	TP	A	To	Bk	Stl	Min
			FG	FGA	FG-FGA	FT	FTA	FT-FTA	Off	Def	Total								
##	GRANTHAM, Donte	f	2-7	1-3	0-0	2	5	7	3	5	1	2	1	0	2	1	0	20	20
14	THOMAS, Elijah	c	4-6	0-0	0-2	3	3	6	1	8	1	2	5	3	3	29	29	29	29
02	REED, Marquise	g	6-11	5-9	8-11	0	6	6	0	25	3	4	0	4	0	3	37	37	37
04	MITCHELL, Shemar	g	3-8	0-1	4-5	0	3	3	1	10	1	2	0	0	0	30	30	30	30
10	DEVORE, Gabe	g	4-10	0-4	3-4	1	2	0	3	0	12	1	2	0	0	2	36	36	36
00	TRAPP, Clyde	0	0-0	0-0	0-0	0	0	0	0	0	0	0	0	0	0	0	3	3	3
05	DONNAL, Mark	0	0-1	0-0	0-0	2	0	2	4	0	0	0	0	0	0	0	11	11</	

	74	GAME 12 (9-3) Columbia, S.C. Colonial Life Arena Dec. 27, 2017 <i>Gamecocks pull away in second half</i>
	45	

COLUMBIA, S.C. (AP) - Frank Booker was 5 for 9 from 3-point range and scored 17 points to lead South Carolina to a 74-45 victory over Limestone on Wednesday.

Freshman David Beatty added 16 points for the Gamecocks (9-3) while Maik Kotsar had 13.

South Carolina closed the first half on a 17-2 run to take a 34-25 lead. The Gamecocks scored the first 12 points of the second half to take control.

Kenny Hairston had 14 points for the Division II Saints (6-8) and T.J. Shappard added 12.

Game 12

Official Basketball Box Score - Game Totals - Final Statistics

Limestone vs South Carolina

12/27/17 3 p.m. ET at Columbia, S.C. (Social Life Arena)

Limestone 45 • 6-8


#	Player	Total	3-PT		Rebounds		PF	TP	A	To	Bk	St	Min
			FG	FGA	FT	FTA							
22	Macombua Kane	f	3-6	1-2	2-4	0	2	2	9	0	1	1	29
42	Donovan Harris	f	1-9	0-0	1-3	4	8	12	2	0	1	1	1
2	Kenny Hairston	g	4-16	4-14	2-2	0	5	5	2	14	2	5	0
14	Jaquan Simms	g	0-6	0-2	0-0	0	2	2	0	0	3	0	1
21	Walter Cole	g	0-2	0-1	1-2	0	2	2	1	1	2	1	3
01	T.J. Sheppard	g	4-9	1-1	3-9	0	4	4	12	1	1	1	23
8	Eddie Hunt	g	0-1	0-1	0-0	0	1	1	3	0	0	0	1
12	Quez Clayton	0	0-0	0-0	0-0	0	0	0	0	0	0	0	2
20	Jerry Oliver	0	0-0	0-0	0-0	0	2	2	0	0	0	0	2
28	Nehemiah McGriff	1	1-1	0-0	4-7	3	1	4	0	6	0	0	0
24	Noah Jenkins	0	0-2	0-1	0-2	0	1	1	0	0	0	0	8
Totals		13-52	6-22	13-29	10	28	38	17	45	4	1	4	7

FG % 1st Half:	9-27	33.3%	2nd half:	4-25	16.0%	Game:	13-52	25.0%	Deadball	
3FG % 1st Half:	4-12	33.3%	2nd half:	2-20	20.0%	Game:	6-22	27.3%	Rebounds	6.2
FT % 1st Half:	3-12	25.0%	2nd half:	10-17	58.8%	Game:	13-29	44.8%		

South Carolina 74 • 9-3

#	Player	Total	3-PT		Rebounds		PF	TP	A	To	Bk	St	Min
			FG	FGA	FT	FTA							
11	MINAYIA, Justin	f	6-10	1-1	1-2	1	3	4	0	1	0	0	1
21	KOTSAR, Malik	f	1-6	0-0	1-1	3	1	4	3	13	0	3	2
30	SILVA, Chris	f	0-3	0-0	4-4	3	4	7	3	0	0	1	0
02	GRAVEST, Hassani	g	2-9	0-3	2-2	0	4	4	1	6	3	0	0
06	BOOKER, Frank	g	5-10	5-9	2	4	4	17	0	0	0	0	24
15	BEATTY, David	g	6-11	1-3	3-5	1	2	4	16	3	1	0	22
17	GEAYE, Khadim	0	0-0	0-0	0	1	1	2	0	0	0	1	9
13	HAASE, Felipe	2-5	1-3	0-0	2	6	8	2	5	1	2	0	1
14	FAMOUKE DOUMBIA, I.	0-4	0-1	0-0	1	4	5	3	0	0	0	0	8
20	KERS, Wesley	2-6	0-0	1-4	0	5	5	1	5	6	2	1	0
25	MYCHAILIN, Tommy	0	0-0	0-0	0	2	2	0	0	0	0	0	2
25	SCHWITT, Christian	0-1	0-1	0-0	0	0	1	0	0	0	0	0	8
33	CUD, Jason	2-3	0-0	0-0	1	2	1	4	0	1	0	0	2
Totals		26-68	8-21	14-20	15	37	52	21	74	14	1	4	3

FG % 1st Half:	12-31	38.7%	2nd half:	14-37	37.8%	Game:	26-68	38.2%
----------------	-------	-------	-----------	-------	-------	-------	-------	-------



69

74

GAME 13 (9-4, 0-1 SEC)

Oxford, Miss.
The Pavilion
Dec. 31, 2017
SEC Opener

OXFORD, Miss. (AP) - Deandre Burnett scored 18 points and Mississippi converted eight consecutive free throws in the final 90 seconds to defeat South Carolina 74-69 in the Southeastern Conference opener for both teams Sunday.

Markel Crawford and Bruce Stevens added 17 and 10 points, respectively, for the Rebels (8-5). Burnett hit consecutive three-point shots to highlight a 16-6 run and build a 61-55 lead with 6:23 left. Ole Miss closed it at the free throw line, hitting 20 of 23 (87 percent) in the second half.


Chris Silva had 21 points and 13 rebounds for South Carolina (9-4), but was hampered by foul trouble during the decisive Ole Miss surge.

Frank Booker added 21 points, hitting 6 of 10 from the 3-point line.

Ole Miss was 20 of 49 (41 percent) from the field, 8 of 21 (38 percent) from 3-point range and 26 of 33 (78 percent) from the free throw line.

The Rebels forced 14 turnovers and blocked seven shots.

South Carolina finished 22 of 58 (38 percent) from the field, but managed only 10 of 34 apart from Silva and Booker. The Gamecocks were 8 of 20 (40 percent) from the 3-point line and 17 of 26 (65 percent) from the free throw line. The Gamecocks won the rebound battle, 43-30, including 14 offensive boards.



68

79

GAME 14 (9-5, 0-2 SEC)

Columbia, S.C.
Colonial Life Arena
Jan. 3, 2018
SEC home opener

COLUMBIA, S.C. (AP) - Missouri coach Cuonzo Martin was happy his team opened Southeastern Conference play with a road win - and not just because the Tigers had not accomplished that in almost four years. "We know how tough they are" to get, Martin said after Missouri's 79-68 win over South Carolina on Wednesday night.

Especially after the Tigers' had lost their past 32 league games on the road.

"The fact that we broke the long, SEC losing streak on the first conference game means a lot," said Jordan Barnett, who had 19 points off four 3-pointers for Missouri (11-3, 1-0 SEC). "We still think we can get a lot better."

Martin understood his players' excitement over the victory after the program had not won an SEC game on the road since topping Arkansas 75-71 on Jan. 28, 2014. But the first-year coach did not want to burden his team any more with what happened before he arrived.

"The past is the past, we learn from it," Martin said. "I know how important, how valuable it is to win road games."

Kassius Robertson had 23 points and Jontay Porter and Barnett scored 19 apiece for Missouri.

Robertson, Porter, the freshman brother of injured star Michael Porter Jr., and Barnett combined 13 of Missouri's 14 3-pointers. Porter set a career high for the Tigers.

Missouri's long-range shooting took care of this one early. It had nine 3s in the opening half to build a 15-point lead and kept the pressure on South Carolina (9-5, 0-2) throughout with its long-range shooting.

It was not the home SEC debut South Carolina envisioned. Point guard Hassani Gravett missed his second straight game with a right ankle injury and a Southern ice and snow storm along the coast dropped temperatures into the 20s and kept many fans home.


The Gamecocks closed to 20-19 on Felipe Haase's 3-pointer with 8:43 left before the half when Missouri took off on a 16-2 run to gain a stronghold it never relinquished. South Carolina got a 21-point deficit to 74-65 on Justin Minaya's 3-pointer with 2:03 to go.

But Robertson had a layup and two foul shots to keep the Tigers out front.

Chris Silva led the Gamecocks with 18 points.

South Carolina coach Frank Martin said his team is lacking in fiery, tough-minded leaders as it had in past years with players like Sindarius Thornwell and Michael Carrera. "We don't have any of that right now," Martin said.

The Gamecocks dropped their first two SEC games for the first time since 2014-15.



71

60

GAME 15 (10-5, 1-2 SEC)

Columbia, S.C.
Colonial Life Arena
Jan. 6, 2018
Silva leads Gamecocks with career high 27 points in win

COLUMBIA, S.C. (AP) - Chris Silva scored a career-high 27 points and had eight rebounds and South Carolina beat Vanderbilt 71-60 on Saturday for its first Southeastern Conference win of the season.

The Gamecocks (10-5, 1-2) entered with back-to-back losses to Mississippi and Missouri. Vanderbilt, which fell to 6-9 overall, is 1-2 in SEC play.

South Carolina outscored the Commodores by 13 after half-time, thanks mostly to Silva and guard Wesley Myers, who scored all of his 17 points in the second half.

Vanderbilt, which led 28-26 at halftime, closed to 48-45 on Jeff Roberson's free throws with 8:21 to play, but Silva made five straight free throws and the Gamecocks began to pull away, finishing with 10 free throws in the final 58 seconds.

It was a cold-shooting affair from the get-go. The Commodores made just 8 of 23 first-half field goals to South Carolina's 10 of 28. The teams combined for more fouls (20) than made field goals (18) in the opening 20 minutes.

Saben Lee scored 17 points, Matthew Fisher-Davis added 12 and blocked four shots, and Djery Baptiste scored 10 points with three steals for Vanderbilt.

GAME 13



Official Basketball Box Score - Game Totals - Final Statistics
South Carolina vs Ole Miss
12/31/17 5:05 p.m. at Oxford, Miss.

South Carolina 69 • 9-4, 0-1 SEC

#	Player		Total		3-Ptr		Rebounds		PF	TP	A				Min
			FG-FGA	FG-FGA	FT-FTA	Off	Def	Tot			Blk	Stl			
10	MINAYA, Justin	f	2-3	0-1	0-0	1	3	4	4	3	1	1	0	14	
21	KOTSAR, Maik	f	0-7	0-1	2-3	0	4	4	3	2	4	1	0	31	
20	SILVA, Chris	f	5-11	0-0	11-14	6	7	13	4	21	1	1	2	30	
05	BOOKER, Frank	g	7-13	6-10	1-2	0	1	1	2	21	2	0	0	34	
15	MYERS, Wesley	g	1-7	0-1	1-3	1	1	2	4	3	5	4	0	30	
02	BEATTY, David	g	4-10	1-4	0-1	0	6	6	3	9	2	3	0	33	
10	GUEYE, Khadim	0	0-0	0-0	0-0	0	0	0	0	0	0	0	0	4	
13	HAASE, Felipe	g	3-7	1-3	2-3	1	5	6	1	9	1	1	0	24	
Team							5 2 7								
Totals			22-58	8-20	17-26	14	29	43	21	69	16	14	4	2	200

FG % 1st Half: 10-28 35.7% 2nd half: 12-30 40.0% Game: 22-58 37.9%
3FG % 1st Half: 2-6 33.3% 2nd half: 6-14 42.9% Game: 8-20 40.0%
FT % 1st Half: 8-13 61.5% 2nd half: 9-13 69.2% Game: 17-26 65.4%

Ole Miss 74 • 8-5, 1-0 SEC

#	Player		Total		3-Ptr		Rebounds		PF	TP	A	To	Blk	Stl	Min	
			FG-FGA	FG-FGA	FT-FTA	Off	Def	Off								Def
50	Furmanavicius,Justas	f	1-3	0-0	3-4	0	1	1	5	0	0	0	0	0	19	
13	Olejniczak,Dominik	c	0-0	0-0	0-0	0	2	2	4	0	0	1	2	0	13	
00	Shuler,Devontae	g	2-7	2-5	0-0	0	1	1	0	6	1	0	0	1	20	
01	Burnett,Deandre	g	3-12	3-7	9-14	0	1	1	18	6	1	0	1	0	33	
05	Cawford,Markel	g	5-10	3-6	4-4	0	2	2	3	17	1	1	0	3	30	
02	Hymon,Marcanvis	g	3-4	0-0	1-1	2	2	4	2	7	1	0	2	0	22	
03	Davis,Terence	g	1-4	0-2	2-2	0	5	5	4	4	3	3	1	2	19	
04	Tyree,Breen	g	1-5	0-1	5-6	0	4	4	3	7	2	1	0	0	18	
12	Stevens,Bruce	g	4-4	0-0	2-2	0	4	4	10	0	0	2	1	2	26	
Team							4		26		30		74			
Totals			20-49		8-21		26-33		4		26		30		74	

FG % 1st Half: 10-28 35.7% 2nd half: 10-21 47.6% Game: 20-49 40.8%
3FG % 1st Half: 5-14 35.7% 2nd half: 3-7 42.9% Game: 8-21 38.1%
FT % 1st Half: 6-10 60.0% 2nd half: 20-23 87.0% Game: 26-33 78.8%

Officials: Doug Shous, Patrick Evans, Vladimir Voyard-Tadal
Technical fouls: South Carolina-None. Ole Miss-Davis, Terence.
Attendance: 5849

Score by periods	1st	2nd	Total
South Carolina	30	39	69
Ole Miss	31	43	74

Last FG - SC 2nd-03:43, OM 2nd-05:05.
Largest lead - SC by 9 1st-11:55, OM by 6 2nd-06:23.
SC led for 22:29. OM led for 13:53. Game was tied for 03:32.

GAME 14



Official Basketball Box Score - Game Totals - Final Statistics
Missouri vs South Carolina
1/3/18 9 p.m. ET at Columbia, S.C. (Colonial Life Arena)

Missouri 79 • 11-3, 1-0 SEC

#	Player	Total			3-Ptr			Rebounds			PF	TP	A To Blk Stl			Min
		FG	FGA	FG-FGA	FT	FTA	FT-FTA	Off	Def	Tot			A	To	Blk	
21	BARNETT, Jordan	f	6-9	4-6	3-3	0	2	2	3	19	1	3	1	2	39	
23	TILMON, Jeremiah	f	1-2	0-0	0-2	2	0	2	5	2	0	3	2	0	11	
24	PURYEAR, Kevin	f	2-6	0-1	2-2	3	3	6	3	6	2	0	1	0	33	
03	ROBERTSON, Kassius	g	6-12	4-8	7-8	0	1	1	23	1	2	0	2	34		
05	GEIST, Jordan	g	3-6	1-2	3-5	0	4	4	3	10	6	1	0	1	29	
01	PHILLIPS, Terrence	c	0-0	0-0	0-0	1	1	0	0	1	1	0	0	0	6	
11	PORTER, Jontay	g	5-9	5-7	4-4	1	6	7	5	19	1	2	4	0	27	
14	NIKKO, Reed	0	0-2	0-0	0-0	2	2	2	0	0	0	0	0	0	1	
3	VANLEER, Cullen	0	0-0	0-0	0-0	0	0	0	0	0	0	0	0	0	2	
55	HARRIS, Blake	0	0-3	0-0	0-0	0	1	1	2	0	3	1	0	1	11	
Team																
Totals		23-49	14-24	19-24	8	23	31	26	79	15	13	8	7	200		

FG % 1st Half: 11-25 44.0% 2nd half: 12-24 50.0% Game: 23-49 46.9%
3FG % 1st Half: 9-16 56.3% 2nd half: 5-8 62.5% Game: 14-24 58.3%
FT % 1st Half: 8-9 88.9% 2nd half: 11-15 73.3% Game: 19-24 79.2%



South Carolina 68 • 9-5, 0-2 SEC

#	Player	Total		3-Ptr		Rebounds					PF	TP	A To Blk Stl				Min
		FG	FTA	FG	FTA	Off	Def	Total	A	To			Blk	Stl			
10	MINAYA, Justin	f	3-7	1-2	1-3	2	2	4	2	8	2	2	0	0	0	30	
21	KOTSAR, Malik	f	3-8	0-2	3-3	2	2	4	2	9	2	1	3	0	33		
20	SILVA, Chris	f	4-6	1-1	9-10	3	2	5	4	18	0	4	1	0	17		
05	BOOKER, Frank	g	1-5	0-3	3-4	1	4	5	0	5	0	0	1	2	25		
15	MYERS, Wesley	g	5-11	0-2	0-2	0	1	1	5	10	2	2	0	0	27		
02	BEATTY, David	g	2-11	1-5	1-2	0	0	0	2	6	1	0	1	1	18		
10	GUEYE, Khadim	0	0-0	0-0	0-0	1	1	0	0	0	0	0	0	0	5		
13	HAASE, Felipe	g	2-2	0-2	0-0	0	2	2	3	6	0	1	1	0	16		
14	FAMOUSKE DOUMBIA, I.	0	1-4	0-1	0-0	1	0	1	1	2	0	0	0	0	6		
23	HINSON, Evan	0	0-1	0-0	2-2	0	4	4	2	2	1	1	1	1	14		
33	CUDD, Jason	0	1-2	0-0	0-0	0	0	0	1	2	0	0	0	0	9		
	Team					4	1	5									
Totals			22-57	5-18	19-26	13	19	32	22	68	8	11	8	4	200		

FG % 1st Half: 9-30 30.0% 2nd half: 13-27 48.1% Game: 22-57 38.6%
3FG % 1st Half: 1-9 11.1% 2nd half: 4-9 44.4% Game: 5-18 27.8%
FT % 1st Half: 8-11 72.7% 2nd half: 11-15 73.3% Game: 19-26 73.1%

Officials: Pat Adams, Joe Lindsay, Anthony Franklin (Brian Shev)
Technical fouls: Missouri-None. South Carolina-None.
Attendance: 9846

Score by periods	1st	2nd	Total
Missouri	39	40	79
South Carolina	27	41	68

	62	GAME 16 (10-6, 1-3 SEC)
	76	Tuscaloosa, Ala. Coleman Coliseum Jan. 9, 2018 <i>Myers leads Gamecocks with 15 points</i>

TUSCALOOSA, Ala. (AP) - John Petty scored 12 of his 15 points in the first half and Alabama beat South Carolina 76-62 on Tuesday night.

It was Petty, a usual starter for the Crimson Tide, who provided an immediate spark. The freshman knocked down back-to-back 3-point shots a minute after checking into the game around the 13-minute mark of the first half as Alabama (10-6, 2-2 Southeastern Conference) built a 40-33 halftime advantage.

Donta Hall scored 13 points and Daniel Giddens added 11 for Alabama. Avery Johnson Jr. scored 10 points, knocking down two 3-point baskets. Dazon Ingram, who missed the Crimson Tide's last game due to illness, finished with four points, three rebounds and two assists.

Collin Sexton, the SEC's leading scorer averaging 20.5 points per game, picked up his second foul with 14 minutes remaining in the first half, and finished with a season-low five points.

Wesley Myers scored 15 points to lead South Carolina (10-6, 1-3), which was held to 36 percent shooting from the field, and scored just three second-chance points. Maik Kotsar added 10 points.

GAME 16



Official Basketball Box Score – Game Totals – Final Statistics
South Carolina vs Alabama
1/9/18 6 p.m. CT at Tuscaloosa, Ala. (Coleman Coliseum)

South Carolina 62 • 10-6, 1-3

#	Player		Total		3-Ptr		Rebounds		PF	TP	A	TO	Blk	Stl	Min
			FG	FGA	FG	FGA	FT	FTA							
10	MINAYA, Justin	f	3-7	1-2	0-0	2	3	5	2	7	2	0	0	1	29
21	KOTSAR, Maik	f	4-9	0-2	2-4	1	4	5	3	10	1	3	0	0	26
30	SILVA, Chris	f	2-8	0-0	5-7	3	1	4	5	9	0	2	0	2	18
15	MYERS, Wesley	g	4-9	2-3	5-6	1	0	1	3	15	2	3	0	0	30
23	HINSON, Evan	g	2-3	0-0	1-1	0	2	2	1	5	1	1	1	0	16
00	BEATTY, David		0-3	0-1	2-2	0	1	1	1	2	0	1	0	0	11
02	GRAVETT, Hassani		3-4	1-2	0-0	0	2	2	0	7	1	1	1	0	15
05	BOOKER, Frank		1-3	1-3	3-3	0	3	3	1	6	0	0	0	0	21
12	GUEYE, Khadim		0-1	0-0	0-0	0	0	0	0	0	0	0	0	0	1
13	HAASE, Felipe		0-4	0-2	0-0	1	0	1	0	0	1	1	0	0	16
14	FAMOUKE DOUMBIA, I.		0-0	0-0	0-0	0	0	0	0	0	0	0	0	0	1
33	CUDDO, Jason		0-2	0-0	1-2	1	1	2	0	1	0	1	0	0	16
	Team					2	0	2							
Totals			19-53	5-15	19-25	11	17	28	16	62	8	13	2	3	200

FG % 1st Half: 12-28 42.9% 2nd half: 7-25 28.0% Game: 19-53 35.8%
3FG % 1st Half: 5-9 55.6% 2nd half: 0-6 0.0% Game: 5-15 33.3%
FT % 1st Half: 4-5 80.0% 2nd half: 15-20 75.0% Game: 19-25 76.0%

Alabama 76 • 10-6, 2-2

#	Player	Total		3-Ptr		Rebounds		PF	TP	A	TO	Blk	Stl	Min	
		FG	FGA	FG	FGA	FT	FTA								
00	Hall, Donta	f	6-7	0-0	1-3	3	4	7	0	13	0	2	3	0	27
25	Kay, Braxton	f	2-4	0-1	3-5	2	4	6	3	7	5	3	1	1	22
04	Giddens, Daniel	c	5-5	0-0	1-1	0	1	4	1	11	0	1	1	1	22
02	Sexton, Collin	g	2-8	1-3	0-1	0	2	2	3	5	4	3	0	1	22
10	Jones, Herbert	g	2-3	1-1	0-0	1	4	5	0	5	2	1	2	4	25
05	Reese, Alex	0-3	0-1	0-0	0	0	0	2	0	0	0	0	0	0	4
03	Johnson Jr, Avery	4-6	2-4	0-0	0	2	2	1	10	2	0	0	0	0	16
12	Ingram, Dazon	1-4	0-1	2-2	0	3	3	1	4	2	1	0	0	0	17
23	Petty, John	5-8	3-6	2-2	1	3	4	2	15	3	3	0	1	26	
30	Smith, Galin	3-3	0-0	0-0	1	3	4	3	6	0	2	0	0	0	19
	Team					1	0	1							
Totals		30-51	7-17	9-14	9	26	35	19	76	18	16	7	8	200	

FG % 1st Half: 14-22 63.6% 2nd half: 16-29 55.2% Game: 30-51 58.8%
3FG % 1st Half: 4-8 50.0% 2nd half: 3-9 33.3% Game: 7-17 41.2%
FT % 1st Half: 8-10 80.0% 2nd half: 1-4 25.0% Game: 9-14 64.3%



Officials: Tony Greene, Don Dally, Tony Henderson
Technical fouls: South Carolina-None. Alabama-None.
Attendance: 10909

Score by periods	1st	2nd	Total
South Carolina	33	29	62
Alabama	40	36	76

Last FG - SC 2nd-01:46, UA 2nd-00:41.
Largest lead - SC by 2 1st-19:29, UA by 23 2nd-06:46.
SC led for 00:40, UA led for 37:59. Game was tied for 01:21.

In Off 2nd Fast
Point Paint T/O Chance Break Bench
SC 20 17 3 4 16 16
UA 44 14 12 8 35

Score tied - 2 times.
Lead changed - 1 time.

	64	GAME 17 (11-6, 2-3 SEC)
	57	Athens, Ga. Stegeman Coliseum Jan. 13, 2018 <i>First SEC road win in 2018</i>

ATHENS, Ga. - Frank Booker scored 17 points while making two late 3-pointers and South Carolina withstood Georgia's strong second-half start to beat the Bulldogs 64-57 on Saturday.

South Carolina (11-6, 2-3 Southeastern Conference) won despite shooting a season-low 27.1 percent from the field. Chris Silva scored 14 points and Hassani Gravett had 11 as the Gamecocks took their first SEC road win.

There were three ties but Georgia (11-5, 2-3) never led while suffering its first home loss of the season after eight wins. It was the Bulldogs' second straight loss.

Yante Maten led the Bulldogs with 25 points but had too little scoring help, especially from Georgia's other frontline starters, Derek Ogbeide and freshman Rayshaun Hammonds, who combined for only three points.

A short jumper by Maten provided the last tie at 49-all before Booker answered with a quick 3-pointer. Booker sank another 3 with 1:22 remaining.

Powered by two early 3-pointers from Evan Hinson, South Carolina took a 9-2 lead.

Georgia pulled even with a 10-2 run to open the second half. Juwan Parker, who had 11 points, was fouled while making a baseline jumper. Parker made the free throw to tie the game at 39-all. It was the first point of the game where the score was even since 2-2.

The Gamecocks regrouped to prevent Georgia from taking the lead. A 3-pointer by Gravett and a basket by Justin Manaya gave South Carolina a 49-43 advantage.

About midway through the second half, Maten crashed into Georgia coach Mark Fox while chasing a loose ball. Fox was knocked back on the sideline, leaving his legs sticking straight up in the air, but he was not hurt and slapped Maten on the back while sending the senior back onto the court.

GAME 17



Official Basketball Box Score – Game Totals – Final Statistics
S. Carolina vs Georgia
01/13/18 1:00 PM ET at Stegeman Coliseum – Athens, Ga.

S. Carolina 64 • 11-6, 2-3

#	Player	Total		3-Ptr		Rebounds		PF	TP	A	TO	Blk	Stl	Min	
		FG	FGA	FG	FGA	FT	FTA								
10	MINAYA, Justin	f	1-4	0-1	0-0	2	2	4	3	2	0	0	0	14	
21	KOTSAR, Maik	f	1-10	0-1	0-0	3	2	5	5	2	0	1	0	24	
30	SILVA, Chris	f	3-10	0-1	8-10	4	5	9	3	14	4	1	2	35	
15	MYERS, Wesley	g	1-4	0-1	4-6	0	3	3	4	6	0	2	1	0	29
23	HINSON, Evan	g	2-7	2-3	2-4	0	2	2	1	8	0	1	0	1	19
00	BEATTY, David		0-2	0-1	2-2	0	1	1	2	0	0	0	0	0	4
02	GRAVETT, Hassani		2-5	2-5	5-6	0	3	3	0	11	2	1	0	1	27
05	BOOKER, Frank		5-9	2-5	5-7	2	5	7	3	17	1	0	0	1	25
13	HAASE, Felipe		1-8	0-6	0-0	1	3	4	3	2	0	0	0	0	20
33	CUDDO, Jason		0-0	0-0	0-0	0	0	0	1	0	0	0	0	0	3
	Team					6	2	8							
	Totals		16-59	6-24	26-35	18	28	46	24	64	9	7	3	3	200

FG % 1st Half: 10-33 30.3% 2nd half: 6-26 23.1% Game: 16-59 27.1%
3FG % 1st Half: 3-13 23.1% 2nd half: 3-11 27.3% Game: 6-24 25.0%
FT % 1st Half: 14-17 82.4% 2nd half: 12-18 66.7% Game: 26-35 74.3%

Georgia 57 • 11-5, 2-3

#	Player		Total		3-Ptr		Rebounds		PF	TP	A	TO	Blk	Stl	Min
			FG	FGA	FG	FGA	FT	FTA							
01	MATEN, Yante	f	8-14	1-3	8-10	4	4	8	2	25	1	1	4	2	38
13	WILRIDGE, E'Terrion	f	0-0	0-0	0	0	0	0	0	0	0	0	0	0	2
04	HAMMONDS, Rayshaun	f	0-4	0-0	0	1	6	7	3	0	1	2	1	0	36
34	OGBEIDE, Derek	f	1-3	0-0	1-3	1	9	10	2	3	1	1	3	0	30
06	JACKSON II, William	g	3-15	1-7	2-4	0	2	3	9	2	5	0	0	0	35
12	HARRIS, Jordan	1-5	0-1	1-3	1	1	2	5	3	1	1	0	1	0	16
06	PARKER, Juwan	3-6	1-1	4-4	0	2	1	1	11	0	1	0	0	0	25
04	CRUMP, Tyree	0-0	0-0	0-0	0	0	0	1	0	1	0	0	0	0	1
10	HIGHTOWER, Teshawn	1-1	0-0	1-2	0	1	1	1	3	1	1	0	0	0	6
02	EDWARDS, Mike	1-2	0-0	1-2	2	3	5	3	3	0	1	0	1	0	8
33	CLAXTON, Nicolas	0-1	0-0	0-0	0	0	0	2	0	0	0	0	1	0	3
	Team					3	3	6							
Totals			18-51	3-12	18-28	12	30	42	23	57	8	14	9	4	200

FG % 1st Half: 10-23 43.5% 2nd half: 8-28 28.6% Game: 18-51 35.3%
3FG % 1st Half: 1-4 25.0% 2nd half: 2-8 25.0% Game: 3-12 25.0%
FT % 1st Half: 8-9 88.9% 2nd half: 10-19 52.6% Game: 18-28 64.3%



Officials: Anthony Jordan, James Breeding, Todd Austin
Technical fouls: S. Carolina-None. Georgia-None.
Attendance: 9788

Score by periods	1st	2nd	Total
S. Carolina	37	27	64
Georgia	29	28	57

Last FG - SC 2nd-01:22, UGA 2nd-00:21.
Largest lead - SC by 9 2nd-01:22, UGA None.
SC led for 38:24, UGA led for 00:00. Game was tied for 01:36.

In Off 2nd Fast
Point Paint T/O Chance Break Bench
SC 12 9 14 0 32 20
UGA 16 6 10 2 20

Score tied - 3 times.
Lead changed - 0 times.

	76	GAME 18 (12-6, 2-2 SEC)
	68	Columbia, S.C. Colonial Life Arena Jan. 16, 2018 <i>Gamecocks upset ranked Wildcats</i>

COLUMBIA, S.C. (AP) - Kentucky coach John Calipari thought his freshmen looked like freshmen for the first time all season. South Carolina's Chris Silva continued to look like a major force in the Southeastern Conference who led the Gamecocks' dramatic second-half comeback against the Wildcats.

Silva tied his career high he set earlier this month with 27 points as South Carolina (12-6, 3-3 SEC) rallied from 14 points down in the second half to top No. 18 Kentucky 76-68 on Tuesday night.

Silva "was the difference," Calipari said. "He manhandled everyone we put on him."

It didn't look like it would have an impact midway through the second half when Kevin Knox's short jumper with 12:28 to go put the Wildcats ahead 54-40. But that's when South Carolina, fueled by the powerful, 6-foot-9 Silva, got going and outscored Kentucky (14-4, 4-2) 36-14 the rest of the way to pull off the upset.

Silva had 12 points in that stretch to lift the Gamecocks.

As well as Silva played, Kentucky's vaunted group of freshmen began trying to make the splashy, dramatic play instead of the smart one, Calipari said. As South Carolina gradually cut into the margin, the Wildcats shrunk from the challenge.

"All of a sudden, you've got a bunch of young guys that don't know how to grind it," Calipari said.

That was evident when Wesley Myers' driving layup tied the game at 65-all and he followed that with a second straight layup for the Gamecocks' first lead of the second half, this one ruled good when Kentucky's Nick Richards was called for goaltending.

Maik Kotsar made four straight foul shots to give South Carolina a 71-67 lead and Kentucky could not respond.

"We weren't listening to nothing the coaches were saying," Knox acknowledged.

The Gamecocks broke a four-game losing streak to Kentucky, which managed just three points over the final 6 minutes.


South Carolina coach Frank Martin talked with Silva at halftime, urging him to go straight up and over Kentucky's defenders instead of putting up shots away from the basket. "He told me to go strong and finish," Silva said.

All the Gamecocks seemed to follow Silva's lead.

"Our guys took ownership," Martin said as the Gamecocks won for third time in four games after opening SEC play 0-2.

Frank Booker added 18 points for South Carolina.

Knox led Kentucky with 21 points. No other Wildcat had more than 10 points.



63

70

GAME 19 (12-7, 3-4 SEC)
Columbia, S.C.
Colonial Life Arena
Jan. 20, 2018
Tennessee hits 57.5% from the field

COLUMBIA, S.C. (AP) - Lamonte Turner matched his career high with 25 points, and No. 21 Tennessee pounded the ball inside to get past South Carolina 70-63 on Saturday night.

With the scored tied at 59, Turner made a short jumper and found Admiral Schofield in the corner for a 3-pointer on a fast break, and Tennessee (13-5, 4-3 Southeastern Conference) led the rest of the way.

Turner also made all 10 of his free throws, including four in the final 36 seconds as the Volunteers snapped a three-game losing streak to the Gamecocks (12-7, 3-4).


Tennessee outscored South Carolina 32-16 in the paint, getting both of the Gamecocks' main big men in foul trouble.

Chris Silva, who averaged a second-best 19.3 points in SEC games this season, scored just six on 1-of-5 shooting, playing 25 minutes because of foul trouble. The Gamecocks' other starting big man, Maik Kotsar, fouled out with eight points.

Grant Williams scored 14 points for Tennessee.

Justin Minaya and Wesley Myers each scored 16 points to lead the Gamecocks, who made 10 of 23 3-pointers as the inside game faded away.

Tennessee never trailed after the opening two minutes, but also never stretched its lead beyond double digits. South Carolina had a chance to cut the lead to one or tie in the final minute but missed a 3-pointer, a short jumper, a layup and a tip-in on one possession.



77

72

GAME 20 (13-7, 4-4 SEC)
Gainesville, Fla.
Exactech Arena
Jan. 24, 2018
First SC win in Gainesville since 2011

GAINESVILLE, Fla. (AP) - Wesley Myers scored a season-high 22 points, Chris Silva added a double-double and South Carolina upset No. 20 Florida 77-72 on Wednesday night.

Silva finished with 18 points and 12 rebounds for the Gamecocks, who won the Elite Eight rematch from last year's NCAA Tournament.

South Carolina knocked off the Gators in that one thanks to 42 points in the paint. Coach Frank Martin's team won this one from the 3-point line.

The Gamecocks (13-7, 4-4 Southeastern Conference) hit 11 of 21 shots from beyond the arc, matching their most 3s all season. Myers was 5 of 7 from 3-point range, taking advantage of the league's worst team at defending the 3.


The Gators (14-6, 6-2) led by 11 in the first half and were up 48-39 early in the second. But they had no answer for Myers outside and Silva down low.

Frank Booker sealed the victory by hitting four free throws in the final 40 seconds.

Florida won eight of its previous nine games to return to the rankings for the first time in more than a month.

Egor Koulechov and Jalen Hudson led Florida with 16 points apiece. KeVaughn Allen added 15 for the Gators, who shot 6 of 23 from 3-point range.

Florida had a great chance to tie the game with two minutes to play, but teammates turned the ball over while fighting for a rebound. Silva sank a jumper a few seconds later to make it 73-68.



63

70

GAME 21 (13-8, 4-4 SEC)
Columbia, S.C.
Colonial Life Arena
Jan. 27, 2018
Big 12/SEC Challenge

COLUMBIA, S.C. (AP) - Keenan Evans scored 31 points including the go-ahead 3-pointer with 2:12 left to lift No. 14 Texas Tech to a 70-63 victory over South Carolina on Saturday in the Big 12/SEC Challenge.



The Gamecocks (13-8) were looking to rally past their third ranked opponent in four games and were up 58-53 on Felipe Haase's 3 with 6:21 to go. That's when Evans scored eight of the Red Raiders' next nine points, including the 3 from the left arc, for a 62-61 lead.

Evans followed that with a 3-point play with 46 seconds left to secure the win in the teams' first meeting since December 1976.

Texas Tech (17-4) outscored South Carolina 17-5 over the final six minutes.

Evans, a 6-foot-2 senior, had four 3-pointers and made all 13 of his foul shots to lead the Red Raiders. Zhaire Smith had 11 points, the only other Texas Tech player in double figures.

The Gamecocks appeared to be on the verge of rallying against another Top 25 opponent. They came from 14 points down to top then 18th-ranked Kentucky 76-68 on Jan. 16, then were 11 points down at No. 20 Florida before their 77-72 win Wednesday night.

This time, though, South Carolina's rally came up short, as it missed six of its final seven field-goal tries.

Chris Silva led the Gamecocks with 16 points before fouling out in the final minute.

GAME 19



Official Basketball Box Score - Game Totals - Final Statistics
No. 21/21 Tennessee vs South Carolina
1/20/18 6 p.m. ET at Columbia, S.C. (Colonial Life Arena)

No. 21/21 Tennessee 70 • 13-5, 4-3 SEC

#	Player		3-Ptr				Rebounds				PF	TP	A	T	Blk	Stl	Min	
			FG	FGA	FG	FGA	FT	FTA	Off	Def								
##	Williams, Grant	f	4-9	0-1	6-7	0	2	2	1	14	0	0	2	1	31			
05	Schofield, Admiral	f	5-7	2-4	0-0	1	3	4	2	12	3	3	0	2	32			
11	Alexander, Kyle	f	1-1	0-0	1-1	1	2	3	2	3	0	0	2	0	14			
00	Bone, Jordan	g	1-3	0-0	0-0	0	1	1	2	2	1	3	0	0	16			
23	Bowden, Jordan	g	0-3	0-2	0-0	0	0	0	3	3	3	0	2	0	13			
01	Turner, Lamonte	g	6-9	3-3	10-10	0	6	6	2	25	2	2	0	1	32			
03	Daniel, James	g	0-2	0-1	2-2	0	0	0	1	2	1	0	1	2	22			
15	Walker, Derrick	g	5-5	0-0	0-2	1	3	4	3	10	0	1	1	0	25			
32	Darrington, Chris	g	0-0	0-0	0-0	2	2	0	0	1	0	0	0	0	3			
35	Pons, Yves	g	1-1	0-0	0-0	1	1	2	3	2	0	0	1	0	12			
Team						0	1	1										
Totals			23-40	5-11	19-24		4	21	25	21	70	10	13	7	8	200		
FG % 1st Half:			11-19	57.9%	2nd half:	12-21	57.1%	Game:		23-40	57.5%	Deadball						
3FG % 1st Half:			3-5	60.0%	2nd half:	2-6	33.3%	Game:		5-11	45.5%	Rebounds						
FT % 1st Half:			8-8	100.0	2nd half:	11-16	68.8%	Game:		19-24	79.2%	2						

South Carolina 63 • 12-7, 3-4 SEC

#	PLAYER		FG	FGA	FG	FGA	FT	FTA	Off	Def	TP	PF	A	O	T	Blk	Stl	Min
10	MINAYA, Justin	f	4-12	4-7					3	2	5	0	16	0	2	0	1	37
21	KOTSAR, Maik	f	3-6	0-0	2-2				2	3	5	5	8	5	3	0	2	31
30	SILVA, Chris	f	1-5	0-0	4-10				3	2	5	4	6	1	2	0	0	25
15	MYERS, Wesley	g	5-10	3-5	3-4				0	2	2	2	16	2	1	0	1	31
23	HINSON, Evan	g	0-0	0-0	0-0				2	0	2	2	0	0	2	0	0	7
02	GRAVETT, Hassani	g	2-6	1-4	2-4				2	0	2	2	7	4	3	0	0	25
07	BOOKER, Frank	g	3-7	2-5	2-3				2	1	3	2	10	1	1	1	1	21
33	HAASE, Felipe	g	0-3	0-2	0-0				0	1	1	2	0	0	0	0	1	20
33	CUDD, Jason	g	0-0	0-0	0-0				0	0	0	0	0	0	0	0	0	3
Totals									3	3	6							
			18-49	10-23	17-27				15	16	31	19	63	13	14	1	6	200
FG % 1st Half: 8-22			36.4%	2nd half: 10-27	37.0%	Game: 18-49			36.7%	Deadball								
3FG % 1st Half: 4-10			40.0%	2nd half: 10-23	43.5%	Game: 10-23			43.5%	Rebounds								
FT % 1st Half: 10-15			66.7%	2nd half: 7-12	58.3%	Game: 17-27			63.0%	5								

Officials: Pat Adams, Doug Simons, Will Howard
Technical fouls: No. 21/21 Tennessee-None. South Carolina-None.
Attendance: 18000

Score by periods	1st	2nd	Total
No. 21/21 Tennessee	33	37	70
South Carolina	30	33	63

Last FG - UT 2nd-03:58, SC 2nd-03:30.
Largest lead - UT by 9 1st-13:23, SC by 1 1st-19:42.
UT led for 36:45. SC led for 00:46. Game was tied for 02:01.

Score tied - 3 times.
Lead changed - 3 times.

GAME 20



Official Basketball Box Score - Game Totals - Final Statistics
South Carolina vs Florida
1/24/18 7 p.m. at Exactech Arena - Gainesville, Fla.

South Carolina 77 • 13-7, 4-4 SEC


#	Player	Total		3-Ptr		Rebounds		PF	TP	A	T	Blk	Stl	Min		
		FG	FGA	FG	FGA	FT	FTA									
##	MINAYA, Justin	f	2-5	2-3	0-0	1	0	1	1	6	2	2	0	0	23	
21	KOTSAR, Maik	f	3-6	1-1	2-2	2	4	6	4	9	4	1	1	0	22	
30	SILVA, Chris	f	5-9	0-0	8-9	4	8	12	4	18	0	1	1	1	28	
15	MYERS, Wesley	g	8-15	5-7	1-2	0	1	11	22	4	2	0	0	4	34	
23	HINSON, Evan	g	3-6	2-4	0-0	0	2	2	2	8	1	1	1	1	17	
00	BEATTY, David	g	0-3	0-1	0-0	0	0	0	1	0	1	0	0	0	11	
02	GRAVETT, Hassani	g	1-4	0-1	0-1	1	0	1	1	2	1	1	0	0	19	
05	BOOKER, Frank	g	1-3	1-2	4-4	0	1	1	1	7	0	0	0	0	15	
12	GUEYE, Khadim	g	0-0	0-0	0-0	0	1	1	2	0	0	0	1	0	5	
13	HAASE, Felipe	g	1-4	0-2	3-4	0	3	3	1	5	2	0	0	1	25	
33	CUDD, Jason	g	0-0	0-0	0-0	0	1	1	0	0	0	0	0	0	1	
Team						1	4	5								
Totals			24-55	11-21	18-22		9	25	34	19	77	14	10	4	7	200
FG % 1st Half: 11-29 37.9%		2nd half: 13-26 50.0%		Game: 24-55 43.6%		Deadball										
3FG % 1st Half: 7-13 53.8%		2nd half: 4-8 50.0%		Game: 11-21 52.4%												
FT % 1st Half: 10-12 83.3%		2nd half: 8-10 80.0%		Game: 18-22 81.8%												

Florida 72 • 14-6, 6-2 SEC

#	Player	Total		3-Ptr		Rebounds		PF	TP	A	T	Blk	Stl	Min		
		FG	FGA	FG	FGA	FT	FTA									
##	HAYES, Kevarrius	f	2-5	0-0	0-0	4	3	7	3	4	0	0	0	1	21	
25	Stone, Keith	f	1-3	0-2	0-2	0	2	2	1	2	1	1	1	1	22	
04	Koulechov, Egor	g	6-11	1-4	3-3	1	7	8	1	16	0	3	0	1	34	
05	Allen, KeVaughn	g	5-15	3-9	2-3	0	0	1	15	0	4	0	0	33		
11	Chiozza, Chris	g	2-7	0-2	6-6	0	3	3	4	10	8	1	0	30		
00	Okauru, Mike	g	0-0	0-0	0-0	0	0	0	2	0	0	0	0	0	6	
03	Hudson, Jalen	g	6-12	2-6	2-2	0	3	3	3	16	1	3	0	1	31	
12	Gak, Gorjok	g	0-1	0-0	0-0	0	1	1	0	0	0	0	0	1	5	
21	Bassett, Dontay	g	2-2	0-0	5-7	0	1	1	1	9	0	0	0	1	13	
24	Ballard, Deaundrae	g	0-0	0-0	0-0	1	1	2	0	0	0	0	0	0	5	
Team						4	3	7								
Totals			24-56	6-23	18-23		10	24	34	17	72	10	12	3	4	200
FG % 1st Half: 12-29 41.4%		2nd half: 12-27 44.4%		Game: 24-56 42.9%		Deadball										
3FG % 1st Half: 3-11 27.3%		2nd half: 3-12 25.0%		Game: 6-23 26.1%		Rebounds										
FT % 1st Half: 10-14 71.4%		2nd half: 8-9 88.9%		Game: 18-23 78.3%												


Officials: Doug Shows, Brian O'Connell, Ron Groover
Technical fouls: South Carolina-None. Florida-None.
Attendance: 10550

Score by periods	1st	2nd	Total
South Carolina	39	38	77
Florida	37	35	72



76

81



GAME 22 (13-9, 4-5 SEC)

Columbia, S.C.
Colonial Life Arena
Jan. 31, 2018
Booker scores career high 25

COLUMBIA, S.C. (AP) - Quinndary Weatherspoon had 14 of his 18 points in the second half while younger brother Nick Weatherspoon had 17 points to lead Mississippi State to an 81-76 victory over South Carolina on Wednesday night.

The Bulldogs (16-6, 4-5 Southeastern Conference) won an SEC road game - and consecutive league games - for the first time all season. Mississippi State also ended a four-game losing streak at South Carolina (13-9, 4-5), which dated back to 2012.

The Weatherspoons were a big reason why.

Nick led the way in the opening half with 13 points, including a driving layup right before time expired to send the Bulldogs into the break ahead 37-36. Quinndary took over after that, scoring seven points in an 18-8 run midway through the period as Mississippi State built a 57-48 lead.

The Gamecocks rallied back and cut the lead to a point several times, the last one on Hassani Gravett's driving layup with 4:50 to go. But Quinndary Weatherspoon answered with a 3-pointer and the Gamecocks could not get closer than three points the rest of the way.

Wesley Myers had a chance to tie the game in the final minute with South Carolina trailing 77-74, but his 3-pointer was off the mark with 27 seconds left. Aric Holman followed with a thunder dunk for the Bulldogs about 10 seconds later to end the drama.

It's the 13th time in 22 games that a Weatherspoon has led the scoring for Mississippi State.

Frank Booker had a career high 25 points to lead the Gamecocks, who have lost three of their past four games and all of them at home. Booker's previous high was 22 against Middle Tennessee in January 2017 when he played for Florida Atlantic.

Freshman Abdul Ado had a career best 16 points and nine rebounds for Mississippi State before fouling out with 2:20 left.

GAME 22



Official Basketball Box Score - Game Totals - Final Statistics
Mississippi State vs South Carolina
1/31/18 8:30 p.m. ET at Columbia, S.C. (Colonial Life Arena)

Mississippi State 81 • 16-6, 4-5 SEC

#	Player		Total			3-Ptr			Rebounds			PF			A TO Bk Stl			Min
			FG	FGA	FG%	FT	FTA	FT%	Off	Def	Total	PF	TP	A	TO	Bk	Stl	
24	Abdul Ado	f	6-9	0-0	4-5	5	4	9	5	16	0	2	4	0	2	29		
35	Aric Holman	f	2-3	0-1	2-2	1	4	5	2	6	0	0	2	0	19			
00	Nick Weatherspoon	g	7-13	1-3	2-2	1	1	2	1	17	3	0	0	2	33			
01	Lamar Peters	g	1-6	0-3	0-0	0	1	1	3	2	3	2	0	0	27			
11	Q Weatherspoon	g	6-12	2-6	4-4	1	4	5	4	18	3	5	0	0	30			
02	Eli Wright		2-3	1-1	0-0	1	0	1	1	5	2	0	0	0	10			
03	Xavian Stapleton		3-6	1-3	2-2	0	2	2	4	9	0	0	0	2	25			
22	KeyShawn Feazell		0-0	0-0	0-0	0	0	0	0	1	0	0	0	0	0			
23	Tyson Carter		3-6	2-2	0-0	0	3	3	0	8	1	1	0	3	31			
45	E.J. Datcher		0-0	0-0	0-0	0	1	1	3	0	0	3	0	0	3			
Team						0	3	3		1								
Totals			30-58	7-19	14-15	9	23	32	24	81	12	14	6	7	200			
FG % 1st Half: 14-30 46.7%			2nd half: 16-28 57.1%			Game: 30-58 51.7%			Deadball Rebounds									
3FG % 1st Half: 3-11 27.3%			2nd half: 4-8 50.0%			Game: 7-19 36.8%												
FT % 1st Half: 6-7 85.7%			2nd half: 8-8 100.0			Game: 14-15 93.3%										0.1		


South Carolina 76 • 13-9, 4-5 SEC

#	Player	3-Ptr					Rebounds					PF	TP	A	TO	Bk	Stl	Min	
		FG	FGA	FG%	FT	FTA	Off	Def	Total	PF									
21	KOTSAAR, Maik	f	3-8	0-2	2-4	0	4	4	2	8	1	2	1	0	0	31			
30	SILVA, Chris	f	4-7	0-0	10-13	4	2	6	3	28	2	1	0	0	0	27			
05	BOOKER, Frank	g	8-12	5-8	4-5	0	3	3	25	0	1	0	1	34					
15	MYERS, Wesley	g	3-7	0-1	2-2	2	2	4	3	8	1	5	0	2					
23	HINSON, Evan	g	1-8	0-2	0-0	2	1	3	1	2	1	1	0	0	13				
00	BEATTY, David		2-7	1-5	1-1	3	3	6	2	6	0	1	0	1	23				
02	GRAVETT, Hassani		0-1	0-1	2-2	0	3	3	0	4	7	1	1	0	24				
12	GUEYE, Khadim		0-0	0-0	0-0	0	0	0	0	0	0	0	0	0	4				
13	HAASE, Felipe		2-8	1-5	0-0	1	1	2	1	5	1	1	0	1	23				
Team						2	0	2											
Totals			24-60	7-24	21-27	14	19	33	14	76	13	13	2	5	200				
FG % 1st Half: 11-27 40.7%		2nd half: 13-33 39.4%		Game: 24-60 40.0%		3FG % 1st Half: 4-11 36.4%		2nd half: 3-13 23.1%		Game: 7-24 29.2%		FT % 1st Half: 10-11 90.9%		2nd half: 11-16 68.8%		Game: 21-27 77.8%		Deadball Rebounds 4.1	

Score by periods		1st	2nd	Total
Mississippi State		37	44	81
South Carolina		36	40	76


Points	In	Off	2nd	Fast
MS	38	13	9	10
SC	26	21	12	8

Last FG - MS 2nd-00:19, SC 2nd-01:14.
Largest lead - MS by 9 2nd-13:13, SC by 4 1st-01:19.
MS led for 28:49, SC led for 08:42. Game was tied for 02:29.



60

83



GAME 23 (13-10, 4-6 SEC)

College Station, Texas
Reed Arena
Feb. 3, 2018
Minaya leads with 16 points

COLLEGE STATION, Texas. - Junior guard Admon Gilder scored 15 points and Texas A&M dominated South Carolina from the start, winning 83-60 on Saturday in Reed Arena.

The Aggies (15-8, 4-6 Southeastern Conference) led 49-27 at half, in shooting 63 percent (17 of 27) from the field in the first 20 minutes. The Gamecocks (13-10, 4-6) shot 21.1 percent (8 of 38) in the same span, as A&M blasted to the 22-point lead. A&M finished 29 of 55 from the field, good for 53 percent.

Justin Minaya scored 16 points and grabbed seven rebounds to lead the Gamecocks.

A&M sophomore forward Robert Williams collected five blocks, to go with 11 points, and the Aggies' 11 total blocks were one shy of the team record of 12 set in 2013 against Mississippi State. A&M dominated South Carolina in points in the paint (40 to 18) and on the fast break (17-4).

GAME 23



Official Basketball Box Score - Game Totals - Final Statistics
South Carolina vs Texas A&M
02/03/18 1:00 PM at Reed Arena (College Station, TX)

South Carolina 60 • 13-10, 4-6 SEC

#	Player	Total		3-Ptr		Rebounds		PF		A TO		Bk	Stl	Min					
		FG	FGA	FG	FGA	FT	FTA	Off	Def	Tot	PF				TP				
05	BOOKER, Frank	*	2-9	2-7	0-0	0	2	2	1	6	0	0	0	18					
15	MYERS, Wesley	*	1-2	0-1	0-0	0	0	0	2	2	1	1	0	8					
21	KOTSAAR, Maik	*	1-3	0-0	0-0	0	3	3	2	2	0	1	0	15					
23	HINSON, Evan	*	2-4	1-2	1-2	0	1	1	0	6	0	1	0	17					
30	SILVA, Chris	*	3-16	0-0	6-8	5	3	8	3	12	1	0	2	25					
00	BEATTY, David		0-5	0-2	0-0	1	0	1	1	0	1	1	0	9					
01	HOLDEN, Kory		0-5	0-2	0-0	1	2	3	1	0	2	2	0	9					
02	GRAVETT, Hassani		3-6	2-3	0-0	2	2	4	3	8	4	2	0	26					
10	MINAYA, Justin		5-11	1-4	5-5	6	1	7	0	16	1	2	0	32					
12	GUEYE, Khadim		0-0	0-0	0-0	2	1	3	2	0	0	0	0	9					
13	HAASE, Felipe		1-3	1-3	2-2	1	2	3	1	5	1	1	0	13					
14	FAMOUKUE DOLUMBIA, I.		0-2	0-1	0-0	0	0	0	1	0	0	0	0	5					
33	CUDO, Jason		1-3	0-0	1-1	3	0	3	3	3	1	0	0	14					
Team						1	3	4		1									
Totals			19-69	7-25	15-18	22	20	42	20	60	12	12	2	4	200				
FG % 1st Half: 8-38 21.1%		2nd half: 11-31 35.5%		Game: 19-69 27.5%		3FG % 1st Half: 2-12 16.7%		2nd half: 5-13 38.5%		Game: 7-25 28.0%		FT % 1st Half: 9-10 90.0%		2nd half: 6-8 75.0%		Game: 15-18 83.3%		Deadball Rebounds 2	


Texas A&M 83 • 15-8, 4-6 SEC

#	Player	Total		3-Ptr		Rebounds		PF		A TO		Bk	Stl	Min					
		FG	FGA	FG	FGA	FT	FTA	Off	Def	Tot	PF				TP				
01	Hogg,DJ	*	3-5	2-4	2-2	0	2	2	2	10	2	0	1	23					
02	Starks,TJ	*	3-10	1-3	2-2	0	0	0	0	9	2	1	0	20					
03	Gilder,Admon	*	5-8	0-3	5-6	1	3	4	2	15	3	1	0	28					
34	Davis,Tyler	*	4-6	0-0	4-6	2	5	7	3	12	1	3	1	19					
44	Williams,Robert	*	1-5	0-0	1-1	1	8	9	1	11	0	1	5	21					
00	Chandler,Jay Jay	*	1-5	0-1	2-2	0	2	2	0	4	2	1	0	12					
04	Caldwell,JJ	*	0-0	0-0	0-0	1	0	1	0	0	0	0	0	2					
05	Frigg,Sevon	*	3-5	1-3	0-1	1	2	3	0	7	1	0	0	17					
10	Troche-Morelos,Tonny	*	1-6	1-4	2-2	1	2	3	3	5	1	0	2	24					
12	Collins,Chris	*	1-1	1-1	0-0	0	0	0	0	0	0	0	0	2					
13	Wilson,Duane	*	1-2	1-1	0-2	0	1	1	2	3	6	1	0	18					
15	Jasey,Isiah	*	2-2	0-0	0-0	0	1	1	1	4	0	2	2	14					
Team						2	3	5											
Totals			29-55	7-20	18-24	9	29	38	14	83	20	11	11	200					
FG % 1st Half: 17-27 63.0%		2nd half: 12-28 42.9%		Game: 29-55 52.7%		3FG % 1st Half: 4-8 50.0%		2nd half: 3-12 25.0%		Game: 7-20 35.0%		FT % 1st Half: 11-15 73.3%		2nd half: 7-9 77.8%		Game: 18-24 75.0%		Deadball Rebounds 3	
Officials: Joe Lindsay, Terry Wymer, Gerry Pollard																		Technical fouls: South Carolina-HOLDEN, Kory. Texas A&M-None.	
Attendance: 10504																			

Score by periods		1st	2nd	Total
South Carolina		27	33	60
Texas A&M		49	34	83


Points	In	Off	2nd	Fast
MS	18	17	17	4
TAMU	40	19	10	17

Last FG - SC 2nd-00:27, TAMU 2nd-00:35.
Largest lead - SC None, TAMU by 29 2nd-11:53.
SC led for 00:00, TAMU led for 38:32. Game was tied for 01:28.



65

81



GAME 24 (13-11, 4-7 SEC)


Fayetteville, Ark.
Bud Walton Arena
Feb. 6, 2018
Holden matches season high 11 points

FAYETTEVILLE, Ark. (AP) - Daryl Macon and Jaylen Barford combined to score 49 points to help Arkansas end a two-game losing streak with an 81-65 win over South Carolina on Tuesday night.


Macon led the way with 25 points for the Razorbacks (16-8, 5-6 Southeastern Conference), who entered the game having lost six of their last 10 games after opening the season 11-2. The senior has now scored 20 or more points in six straight games.

Barford added 24 points, and freshman Daniel Gafford added 11 points on 5-of-7 shooting for Arkansas. The Razorbacks scored 26 points off 18 turnovers by the Gamecocks (13-11, 4-7), and they held last year's Final Four squad to 41.2-percent (21 of 51) shooting from the field.

Hassani Gravett scored 12 points to lead South Carolina, which has



41



65

GAME 25 (13-12, 4-8 SEC)
Columbia, S.C.
Colonial Life Arena
Feb. 10, 2018
Gamecocks score season low 41

COLUMBIA, S.C. (AP) - Florida continued to solidify its postseason prospects with a 65-41 win over South Carolina on Saturday.


The Gators (17-8, 8-4 SEC) never fell off the NCAA Tournament bubble but losing three of four games before beating LSU earlier in the week dropped them from the Top 25 and lessened their chances of winning the SEC regular-season championship. After the slump-breaking win over the Tigers, Florida crushed the Gamecocks (13-12, 4-8) at Colonial Life Arena by dominating the paint.

Florida's defense blocked eight shots in the first half and contained center Chris Silva, the anchor of the Gamecocks' offense. When South Carolina made a brief run to get back in the game, the Gators sank six of their final seven shots for a 21-point lead at halftime.


Florida never let South Carolina get within 15 points in the second half. The Gamecocks lost their fifth straight game.

The Gamecocks beat Florida on Jan. 24 by hitting 11 3-pointers and getting 22 points from point guard Wes Myers. On Saturday, Myers was on the bench as Hassani Gravett started. South Carolina made two 3-pointers and Myers was scoreless.

Silva found his way through Florida's defense for 10 points and Frank Booker scored 17, the Gamecocks' only offensive highlights.



GAME 25



65

Official Basketball Box Score - Game Totals - Final Statistics
Florida vs South Carolina
2/10/18 12 p.m. ET at Columbia, S.C. (Colonial Life Arena)

Florida 65 • 17-8, 8-4 SEC

#	Player	Total	FG	FGA	FT	FTA	Rebounds	PF	TP	A	T	Bk	Stl	Min	
1	Hayes, Kevarrus	2	2	0-0	2-6	3	2	5	2	6	0	2	2	0	15
25	Stone, Keith	1	0-2	0-0	3-3	2	4	6	3	3	0	0	3	0	25
03	Hudson, Jalen	5	1-2	1-4	1-1	0	5	5	0	12	2	0	1	1	23
04	Koulchov, Egor	4	1-7	1-1	0-0	2	5	7	1	9	1	1	0	0	29
11	Chiozza, Chris	5	1-7	0-1	2-2	0	7	7	2	12	3	2	0	1	28
00	Okauru, Mike	3	1-8	2-4	0-0	1	0	1	1	8	0	0	1	0	15
05	Allen, KeVaughn	1	1-6	0-3	2-2	0	3	3	1	4	3	2	0	0	24
12	Gak, Gorjok	0	0-0	0-0	1-2	0	0	3	1	0	0	1	0	0	12
21	Bassett, Dontay	2	1-5	0-0	0-0	2	5	7	0	4	0	2	1	0	16
24	Ballard, Deaundrae	2	1-3	0-0	2-2	0	2	2	3	6	0	2	0	0	13
Team							1	2	3						
Totals		24	52	4-13	13-18	11	35	46	16	65	9	14	10	3	200

FG % 1st Half: 14-27 51.9% 2nd half: 10-25 40.0% Game: 24-52 46.2%
3FG % 1st Half: 4-8 50.0% 2nd half: 0-5 0.0% Game: 4-13 30.8%
FT % 1st Half: 9-11 81.8% 2nd half: 4-7 57.1% Game: 13-18 72.2%

South Carolina 41 • 13-12, 4-8 SEC

#	Player	Total	FG	FGA	FT	FTA	Rebounds	PF	TP	A	T	Bk	Stl	Min	
11	MINAYA, Justin	1	1-3	0-1	0-0	0	1	1	0	2	2	0	0	1	22
21	KOTSAR, Malik	1	2-10	0-3	1-2	1	4	5	1	5	1	1	1	0	34
30	SILVA, Chris	4	1-12	0-0	2-3	2	3	5	4	10	1	2	5	0	42
02	GRAVETT, Hassani	1	1-3	0-1	0-0	0	1	1	2	2	2	1	0	1	19
23	HINSON, Evan	0	0-1	0-0	0-0	0	0	0	1	0	0	0	0	0	8
00	BEATTY, David	0	0-3	0-1	0-0	0	0	0	2	0	0	0	0	0	12
01	HOLDEN, Kory	0	0-2	0-0	0-0	0	1	1	0	0	0	1	0	0	8
05	BOOKER, Frank	6	1-3	2-7	3-4	0	3	3	2	17	1	3	0	1	31
12	GUETE, Khadim	0	0-0	0-0	0	0	0	0	0	0	0	0	0	0	1
13	HAASE, Felipe	1	1-3	0-0	0-0	1	0	1	2	2	0	0	0	0	11
15	MYERS, Wesley	0	0-4	0-0	0-0	1	2	1	0	0	1	0	1	0	20
33	CUDD, Jason	0	0-0	0-0	3-6	0	4	4	0	3	0	0	0	0	12
Team							1	0	1						
Totals		15	54	2-13	9-15	6	18	24	15	41	7	9	6	4	200

FG % 1st Half: 9-27 33.3% 2nd half: 6-27 22.2% Game: 15-54 27.8%
3FG % 1st Half: 1-6 16.7% 2nd half: 1-7 14.3% Game: 2-13 15.4%
FT % 1st Half: 1-4 25.0% 2nd half: 8-11 72.7% Game: 9-15 60.0%


Officials: Lee Cassell, Brent Hampton, Todd Austin
Technical fouls: Florida-None. South Carolina-TEAM.
Attendance: 14629

Score by periods	1st	2nd	Total
Florida	41	24	65
South Carolina	20	21	41


In Off 2nd Fast
Points Paint T/O Chance Break Bench
Florida 18 6 3 9 6 22
SC 18 6 3 9 6 22

Score tied - 1 time.
Lead changed - 0 times.

FG - UF 2nd-00:08, SC 2nd-09:27.
Largest lead - UF by 27 2nd-02:07, SC None.
UF led for 37:09. SC led for 00:00. Game was tied for 02:51.



67



70

GAME 26 (13-13, 4-9 SEC)
Knoxville, Tenn.
Thompson-Boling Arena
Feb. 13, 2018
Gamecock comeback falls just shy

KNOXVILLE, Tenn. (AP) - Grant Williams scored 22 points and made a big basket in the closing seconds Tuesday as No. 18 Tennessee edged South Carolina 70-67 to hand the Gamecocks their sixth consecutive loss.

Tennessee (19-6, 9-4 SEC) has won seven of its last eight and 10 of its last 12. The Volunteers got back on track three nights after losing 78-50 at Alabama for their most lopsided defeat of the season.

South Carolina (13-13, 4-9) continued its slide as the Gamecocks have spent the last three weeks falling out of NCAA Tournament contention one season after their first Final Four appearance.

The Gamecocks made this one interesting, though. After trailing 68-59 with 2 1/2 minutes left, South Carolina scored eight straight points and got to within one on Frank Booker's driving basket with 36 seconds remaining.

Tennessee answered on its next possession as Williams made a move around Chris Silva and scored with 11 seconds left.


After calling a timeout with 8.6 seconds remaining, South Carolina worked toward a potential game-tying 3-pointer. But Justin Minaya's attempt from beyond the arc fell short of the front rim as the buzzer sounded.

Booker scored 19 points to lead South Carolina, while Silva and Hassani Gravett added 12 points each. Jordan Bowden scored 14 and Admiral Schofield added 13 for Tennessee.


The game was physical from the start, as the two teams combined for more fouls (25) than baskets (21) in the first half. South Carolina's Maik Kotsar and Felipe Haase already had picked up three fouls each by halftime.

South Carolina tied the game 40-all on an Evan Hinson jumper with 18:29 left, but Tennessee answered with six straight points. After South Carolina got back to within 48-45, Tennessee went on a 10-0 run. Lamonte Turner capped that spurt with a 3-pointer that extended Tennessee's lead to 58-45 with 11:05 remaining.

But the Gamecocks refused to go away and managed to stay in the game all the way up to the final shot.



GAME 26



70

Official Basketball Box Score - Game Totals - Final Statistics
South Carolina vs Tennessee
02/13/18 9:05 p.m. at Knoxville, Tenn. (Thompson-Boling Arena)

South Carolina 67 • 13-13, 4-9 SEC

#	Player	Total	FG	FGA	FT	FTA	Rebounds	PF	TP	A	T	Bk	Stl	Min	
11	MINAYA, Justin	1	1-6	2-5	0-0	1	6	7	2	6	2	4	0	2	34
21	KOTSAR, Maik	1	1-1	1-1	0-0	1	1	2	4	3	1	2	0	0	10
30	SILVA, Chris	1	3-4	0-0	6-6	3	4	7	4	12	0	3	1	0	26
02	GRAVETT, Hassani	5	5-6	2-3	0-0	0	3	3	1	12	4	1	0	0	28
23	HINSON, Evan	6	2-6	0-2	0-2	0	0	0	2	4	1	0	0	0	8
00	BEATTY, David	0	0-0	0-0	0	0	0	0	1	0	1	0	0	0	1
05	BOOKER, Frank	4	1-11	1-6	10-11	0	2	2	0	19	2	0	0	1	32
12	GUETE, Khadim	0	0-1	0-0	0-0	0	1	1	3	0	0	0	0	0	13
13	HAASE, Felipe	2	0-5	0-2	0-0	0	0	0	3	4	0	1	0	0	11
14	FAMOUKE DOUMBIA, I.	1	1-1	0-0	1-2	0	1	1	1	3	0	0	0	0	5
15	MYERS, Wesley	1	0-5	0-1	0	1	2	3	1	2	0	0	0	0	18
33	CUDD, Jason	1	1-4	0-0	0-0	1	1	2	1	2	0	1	1	0	14
Team							0	1	1						
Totals		22	50	6-20	17-21	7	22	29	23	67	13	12	2	4	200

FG % 1st Half: 9-23 39.1% 2nd half: 13-27 48.1% Game: 22-50 44.0%
3FG % 1st Half: 3-8 37.5% 2nd half: 3-12 25.0% Game: 6-20 30.0%
FT % 1st Half: 13-17 76.5% 2nd half: 4-4 100.0% Game: 17-21 81.0%

Tennessee 70 • 19-6, 9-4 SEC

#	Player	Total	FG	FGA	FT	FTA	Rebounds	PF	TP	A	T	Bk	Stl	Min	
10	Williams, Grant	7	1-10	0-0	8-9	2	3	5	3	22	1	1	2	0	34
05	Schofield, Admiral	1	6-9	1-3	0-2	1	3	4	3	13	2	2	0	1	34
11	Alexander, Kyle	1	0-0	0-0	0-2	0	1	1	3	0	0	1	1	1	9
00	Bone, Jordan	1	1-3	0-0	0-0	0	3	3	1	2	4	0	0	0	15
23	Bowden, Jordan	9	4-12	4-10	2-3	2	3	5	1	14	3	1	0	2	34
01	Turner, Lamonte	3	3-6	2-5	0-0	0	5	5	4	8	2	2	0	1	25
03	Daniel, James	1	1-6	1-6	2-2	0	0	0	0	5	0	4	0	1	26
10	Fulkerson, John	2	2-3	0-0	0	1	0	1	0	4	0	0	0	1	7
15	Walker, Derrick	0	0-1	0-0	1-2	1	1	1	1	0	2	0	0	0	5
32	Darrington, Chris	0	0-0	0-0	1-2	0	1	1	1	1	0	0	0	0	7
35	Pons, Yves	0	0-0	0-0	0-0	1	1	1	0	0	0	0	0	0	4
Team							2	2	4						
Totals		24	50	8-24	14-22	10	22	32	17	70	12	15	4	6	200

FG % 1st Half: 12-26 46.2% 2nd half: 12-24 50.0% Game: 24-50 48.0%
3FG % 1st Half: 4-13 30.8% 2nd half: 4-11 36.4% Game: 8-24 33.3%
FT % 1st Half: 10-14 71.4% 2nd half: 4-8 50.0% Game: 14-22 63.6%


Officials: Mike Eades, Joe DeRosa, Tony Henderson
Technical fouls: South Carolina-None. Tennessee-None.
Attendance: 13126

Score by periods	1st	2nd	Total
South Carolina	34	33	67
Tennessee	38	32	70


In Off 2nd Fast
Points Paint T/O Chance Break Bench
South Carolina 20 22 4 7 30
Tennessee 20 22 4 7 30

Score tied - 3 times.
Lead changed - 6 times.

FG - SC 2nd-00:36, UT 2nd-00:11.
Largest lead - SC by 11 1st-13:11, UT by 14 2nd-00:01.
SC led for 01:09. UT led for 36:47. Game was tied for 02:04.



84



75

GAME 27 (14-13, 5-9 SEC)
Columbia, S.C.
Colonial Life Arena
Feb. 17, 2018
Booker lead's Gamecocks for third straight in scoring

COLUMBIA, S.C. (AP) - No. 10 Auburn's path toward closing out a stellar season in the Southeastern Conference just got tougher.

The Tigers found out shortly after their stunning, 84-75 loss to South Carolina on Saturday that starter Anfernee McLemore was lost for the season after a horrific injury late in the first half.

"Now, we're down to eight guys," Auburn coach Bruce Pearl said.

The Tigers (23-4, 11-3 SEC) were already one of the smallest teams in the country - "We're 305th in size," Pearl said - and will go the rest of the year minus their top low-post presence in the 6-foot-7 McLemore, who fractured his tibia and dislocated his left ankle.

Pearl said McLemore will travel back with the team and most likely have surgery Sunday. McLemore will need up to six months to recover.

"It's just sad," Auburn forward Desean Murray said.

Pearl said he told his team they can't worry about factors out of their control, such as McLemore's injury. Everyone left on their schedule will be gunning for the first-place Tigers, and it's up to his players, Pearl said, to find a way to succeed. "We've got to clear our heads," Murray said, "and bring another level of focus to practice."

Auburn had lost its focus early in this one as South Carolina used a 21-1 first-half run to move in front by 26 points.

Frank Booker scored 19 points for South Carolina, which ended its six-game losing streak.

Auburn blocked out McLemore's injury in the second half and cut its big deficit down to 64-59 with just under seven minutes left.

But South Carolina scored the next seven points to restore the double-digit lead, and Auburn could get no closer than six points the rest of the way.

South Carolina beat a top-10 program for the third straight season and defeated its first top-10 team at home since taking out No. 1 Kentucky in January 2010.

Chris Silva had 14 points and 11 rebounds for South Carolina, his sixth double-double of the season.

South Carolina coach Frank Martin said his team has worked hard this season but struggled to close out tight games.


"We've got to embrace this moment," he said.

Mustapha Heron led Auburn with 16 points, just four of those coming in the second half. Brown, the Tigers' leading scorer this season, was held to 10 points (six fewer than his average) on 3-of-10 shooting.


Auburn has been the surprise of the SEC season so far. Things may get harder with McLemore out.

McLemore came down hard late in the first half while on defense. He immediately began shouting and medical personnel quickly surrounded him underneath the basket. Auburn coach Bruce Pearl and South Carolina coach Frank Martin came out to check on the 6-foot-7 sophomore, who was diagnosed with a dislocated left ankle and taken off the court on a stretcher before being transported to a hospital for X-rays, which confirmed the severity of the injury.

Before leaving, McLemore sat up and waved at the cheering crowd.



GAME 27




75


Official Basketball Box Score - Game Totals - Final Statistics
No. 10/11 Auburn vs South Carolina
2/17/18 3:30 p.m. ET at Columbia, S.C. (Colonial Life Arena)

No. 10/11 Auburn 75 • 23-4, 11-3 SEC

#	Player	Total	FG	FGA	FT	FTA	Rebounds	PF	TP	A	T	Bk	Stl	Min	
11	MURRAY, Desean	1	3-6	0-1	1-1	4	1	5	4	7	1	1	2	1	30
24	MCLEMORE, Anfernee	1	0-2	0-1	1-2	0	5	5	1	1	0	0	2	1	13
01	HARPER, Jared	4	2-8	1-4	8-10	2	2	4	5	13	1	9	0	1	33
06	BROWN, Bryce	3	1-6	2-13	2-2	0	0	0	1	10	0	2	0	0	35
05	HERON, Mustapha	3	1-12	0-2	10-11	5	2	7	2	16	1	1	0	0	34
00	SPENCER, Horace	2	2-4	0-0	2-2	2	3	5	5	6	1	0	2	0	13
04	OKEKE, Chuma	4	4-9	1-4	2-5	4	5	9	4	11	2	0	0	0	24
10	MITCHELL, Davion	2	2-4	0-1	2-3	0	1	2	6	1	2	6	0	0	12
14	DUNBAR, Malik	1	1-2	1-1	2-2	1	3	4	4	5	1	3	0	0	6
Team							1	3	4						
Totals															



66



57

GAME 28 (15-13, 6-9 SEC)

Columbia, S.C.
Colonial Life Arena
Feb. 21, 2018
Gamecocks win second straight

COLUMBIA, S.C. (AP) - Wesley Myers scored 15 points and made five of South Carolina's 13 3-pointers as the Gamecocks beat Georgia 66-57 on Wednesday night.

South Carolina (15-13, 6-9 Southeastern Conference) led by 15 at halftime. The Gamecocks shot just 8-of-33 in the second half, but five of their made shots were 3s.

Georgia (5-12, 6-9) turned the ball over 17 times to just five turnovers for South Carolina.

The Bulldogs also went cold and sloppy in key stretches. They cut South Carolina's lead to seven less than five minutes into the second half, but committed three offensive fouls and turned the ball over twice. They would hit just three of their next 14 shots to trail 58-50.


South Carolina made 13 3-pointers and just eight two-point baskets.

The Gamecocks shot 31 percent (21 of 68) from the field. They beat Georgia 64-57 on Jan. 13 shooting just 27 percent.

Chris Silva also scored 15 points for South Carolina despite playing just 19 minutes with foul trouble.

William Jackson II led Georgia with 14 points. Yante Maten added 13 points and 10 rebounds.


GAME 28



Official Basketball Box Score -- Game Totals -- Final Statistics
Georgia vs South Carolina
2/21/18 6:30 p.m. ET at Columbia, S.C. (Colonial Life Arena)

Georgia 57 • 15-12, 6-9 SEC

#	Player	Total		3-Ptr		Rebounds			PF	TP	A	TO	Blk	Stl	Min
		FG	FGA	FG	FGA	FT	FTA	Off Def Tot							
01	MATEN, Yante	r	5-13	0-2	3-3	4	6	10	2	13	2	1	2	0	36
20	HAMMONDS, Rayshaun	r	3-7	1-3	0-0	0	5	5	2	7	0	3	0	0	23
33	CLAYTON, Nicolas	r	1-2	0-0	1-2	2	5	7	4	3	0	2	2	0	10
00	JACKSON II, William	g	5-11	3-6	1-2	1	0	1	1	14	3	3	0	0	35
03	PARKER, Juwan	g	1-7	0-2	1-2	1	5	6	0	3	1	1	0	0	29
04	CRUMP, Tyree		3-5	2-3	1-1	0	1	1	2	9	0	4	0	1	20
05	DIATTA, Pape		0-1	0-1	0-0	0	1	1	2	0	0	1	0	0	8
10	HIGHTOWER, Teshau		1-2	0-1	0-0	0	0	0	0	2	1	0	0	0	6
13	WILRIDGE, E'Torrion		0-1	0-1	0-0	0	0	0	0	0	0	0	0	0	3
30	KANTE, Isaac		1-1	0-0	0-0	0	0	0	0	2	0	0	0	0	2
32	EDWARDS, Mike		0-1	0-0	2-2	0	1	1	1	2	0	0	0	0	7
34	OGBEIDE, Derek		1-4	0-0	0-0	3	5	8	4	2	0	2	2	0	21
	Team					3	0	3							
	Totals		21-55	6-19	9-12	14	29	43	18	57	7	17	6	1	200
FG % 1st Half: 8-24 33.3% 2nd half: 13-31 41.9% Game: 21-55 38.2% Deadball Rebounds 1.2															
3FG % 1st Half: 3-8 37.5% 2nd half: 3-11 27.3% Game: 6-19 31.6%															
FT % 1st Half: 8-10 80.0% 2nd half: 1-2 50.0% Game: 9-12 75.0%															
#	Player	Total		3-Ptr		Rebounds			PF	TP	A	TO	Blk	Stl	Min
		FG	FGA	FG	FGA	FT	FTA	Off Def Tot							
10	MINAYA, Justin	r	0-7	0-4	0-0	2	3	5	0	0	2	0	0	3	27
21	KOTSAR, Malik	r	1-10	0-0	0-1	7	2	9	3	2	2	1	0	1	26
30	SILVA, Chris		3-7	0-0	9-10	3	3	6	4	15	2	1	0	0	19
02	GRAVETT, Hassani	g	3-10	2-5	0-0	0	4	4	1	8	5	0	1	0	35
23	HINSON, Evan	g	0-0	0-0	0-0	0	1	1	3	0	0	0	0	0	4
05	BOOKER, Frank		4-13	4-9	2-3	2	2	4	1	14	1	0	2	0	34
13	HAASE, Felipe		5-11	2-6	0-0	2	4	6	4	12	0	2	0	1	27
15	MYERS, Wesley		5-9	5-7	0-0	0	2	2	2	15	0	1	0	0	21
33	CUDD, Jason		0-1	0-0	0-0	0	0	0	1	0	0	0	1	0	7
	Team					0	0	0							
	Totals		21-68	13-31	11-14	16	21	37	19	66	12	5	4	5	200
FG % 1st Half: 13-35 37.1% 2nd half: 8-33 24.2% Game: 21-68 30.9% Deadball Rebounds 3.1															
3FG % 1st Half: 8-19 42.1% 2nd half: 5-12 41.7% Game: 13-31 41.9%															
FT % 1st Half: 8-9 88.9% 2nd half: 3-5 60.0% Game: 11-14 78.6%															
Score by periods				1st	2nd	Total									
Georgia				27	30	57									
South Carolina				42	24	66									



#5 FRANK BOOKER

GRADUATE STUDENT | GUARD | 6'3" | 208 | 3 LETTERS

AUGUSTA, GA. | WESTSIDE/OKLAHOMA/FAU

SEASON NOTABLES

- > Dropped 12 points on 4-of-8 shooting from behind the arc in win at FIU (Nov. 27), played career-high 34 minutes and matched career-highs with four assists and three steals
- > Had 16 points after going 6-for-10 in win vs. Wyoming (12/6), added six rebounds and a team-high three steals
- > Recorded season-high 19 points in comeback win over Coastal Carolina (Dec. 9), played 34 minutes and made three 3s, scored 12 of his points in the second half
- > Scored 21 points in loss at Ole Miss (Dec. 31), set a new career-high with six made 3s on 10 attempts
- > Had 17 points in road win at Georgia (Jan. 13), made clutch 3 with 1:22 left to put Gamecocks up by nine
- > Scored 18 points in 29 minutes off the bench in win vs. No. 18 Kentucky (Jan. 16), was 6-for-7 at FT line
- > Finished with seven points in win at No. 20 Florida (Jan. 24), hit four big free throws in the final 39 seconds to ice game
- > Started for the first time since Jan. 3 and scored a career-high 25 points in loss vs. Mississippi State (Jan. 31), played 34 minutes and went 8-for-12 from the field with five 3s, his eight field goals marked a new career high
- > Led team with 17 points off the bench in loss vs. Florida (Feb. 10)
- > Scored 19 points and in 32 minutes off the bench in loss at No. 18 Tennessee (Feb. 13), made 10 free throws on 11 attempts - both career highs
- > Knocked down four 3s and led team with 19 points off the bench in win vs. No. 10 Auburn (Feb. 17), also had five rebounds and made four big FTs in final 23 seconds to seal the nine-point victory
- > Hit four 3s and finished with 14 points in 34 minutes off the bench in win vs. Georgia (Feb. 21)

SUPERLATIVES

	'17-18 Season	Career
Double-figure scoring	17	29
Team high scoring*	9	9^
Team high steals*	10	10^

* led or shared team lead | ^ at Carolina

2017-18 GAME-BY-GAME STATS

Opponent	Date	GS	Min	FG-FGA	Pct	3FG-FGA	Pct	FT-FTA	Pct	Off	Def	Tot	Avg	PF	FO	A	TO	Blk	Stl	Pts	Avg
at Wofford	11/10	*	25	4-6	.667	3-5	.600	1-2	.500	0	0	0	0.0	1	0	0	0	0	1	12	12.0
Western Michigan	11/13	*	30	5-8	.625	3-6	.500	1-3	.333	0	2	2	1.0	2	0	0	1	1	0	14	13.0
vs. Illinois State	11/16	*	28	3-10	.300	3-10	.300	1-2	.500	0	4	4	2.0	2	0	4	2	0	0	10	12.0
vs. UTEP	11/17	*	25	2-6	.333	1-4	.250	2-2	1.000	0	2	2	2.0	1	0	1	4	0	0	7	10.8
vs. Western Michigan	11/19	*	19	4-10	.400	3-9	.333	0-0	.000	0	0	0	1.6	1	0	0	2	0	2	11	10.8
at FIU	11/27	*	34	4-8	.500	4-8	.500	0-0	.000	1	3	4	2.0	0	0	4	0	1	3	12	11.0
vs. Temple	11/30	*	20	1-7	.143	0-3	.000	2-2	1.000	0	2	2	2.0	1	0	1	0	0	1	4	10.0
UMass	12/2	*	29	3-8	.375	2-5	.400	1-2	.500	0	4	4	2.3	1	0	1	2	0	1	9	9.9
Wyoming	12/6	*	24	6-10	.600	3-5	.600	1-2	.500	1	5	6	2.7	4	0	2	1	0	3	16	10.6
Coastal Carolina	12/9	*	34	7-12	.583	3-7	.429	2-4	.500	1	4	5	2.9	2	0	3	2	0	2	19	11.4
at Clemson	12/19	*	15	0-4	.000	0-2	.000	2-2	1.000	2	0	2	2.8	4	0	0	1	0	0	2	10.5
Limestone	12/27	*	28	6-10	.600	5-9	.555	2-2	1.000	0	4	4	2.9	1	0	0	0	0	0	17	11.1
at Ole Miss	12/31	*	34	7-13	.538	6-10	.600	1-2	.500	0	1	1	2.8	2	0	2	0	0	0	21	11.8
Missouri	1/3	*	25	1-5	.200	0-3	.000	3-4	.750	1	4	5	2.9	0	0	0	0	1	2	5	11.4
Vanderbilt	1/6	-	28	0-4	.000	0-0	.000	4-7	.571	0	4	4	3.0	2	0	0	1	0	3	4	10.9
at Alabama	1/9	-	21	1-3	.333	1-3	.333	3-3	1.000	0	3	3	3.0	1	0	0	0	0	0	6	10.6
at Georgia	1/13	-	25	5-9	.556	2-5	.400	5-7	.714	2	5	7	3.2	3	0	1	0	0	1	17	10.9
Kentucky	1/16	-	29	5-12	.417	2-9	.222	6-7	.857	1	3	4	3.3	3	0	1	2	0	3	18	11.3
Tennessee	1/20	-	21	3-7	.429	2-5	.400	2-3	.667	2	1	3	3.3	2	0	1	1	1	1	10	11.3
at Florida	1/24	-	15	1-3	.333	1-2	.500	4-4	1.000	0	1	1	3.2	1	0	0	0	0	0	7	11.1
Texas Tech	1/27	-	25	3-9	.333	3-9	.333	0-0	.000	2	3	5	3.2	5	1	1	3	0	0	1	11.0
Miss. State	1/31	*	34	8-12	.667	5-8	.625	4-5	.800	0	3	3	3.2	2	0	0	1	0	1	25	11.6
at Texas A&M	2/3	*	18	2-9	.222	2-7	.286	0-0	.000	0	2	2	3.2	1	0	0	0	0	1	6	11.3
at Arkansas	2/6	-	13	2-3	.667	0-1	.000	0-0	.000	0	1	1	3.1	2	0	2	0	0	0	4	11.0
Florida	2/10	-	31	6-13	.462	2-7	.286	3-4	.750	0	3	3	3.1	2	0	1	3	0	0	17	11.3
at Tennessee	2/13	-	32	4-11	.364	1-6	.167	10-11	.909	0	2	2	3.0	0	0	2	0	0	1	19	11.6
Auburn	2/17	-	32	5-11	.455	4-9	.444	5-7	.714	2	3	5	3.1	3	0	3	1	1	1	19	11.9
Georgia	2/21	-	34	4-13	.308	4-9	.444	2-3	.667	2	2	4	3.1	1	0	1	0	2	0	14	11.9
at Miss. State	2/24																				
LSU	2/28																				
at Auburn	3/3																				
vs. SEC Tourn.	3/7-11																				
vs. NCAA Tourn.	3/15-4/2																				

CAREER STATISTICS

Season	GP-GS	Min	Avg	FG	FGA	Pct	3FG	3FGA	Pct	FT	FTA	Pct	Off	Def	Tot	Avg	PF	FO	Ast	TO	Blk	Stl	Pts	Avg
2013-14%	32-0	451	14.1	49	134	.366	42	114	.368	24	36	.667	14	35	49	1.5	50	0	17	19	5	14	164	5.1
2014-15%	32-0	459	14.3	48	146	.329	36	119	.303	28	34	.824	10	34	44	1.4	45	0	18	23	5	16	160	5.0
2015-16^																								
2016-17^	30-10	502	16.7	58	153	.379	35	119	.294	19	23	.826	13	36	49	1.6	54	1	16	19	2	12	170	5.7
2017-18	28-16	728	26.0	101	236	.428	65	166	.392	67	90	.744	17	71	88	3.1	50	1	31	27	7	29	334	11.9
Totals	122-26	2106	17.3	256	669	.383	178	523	.340	138	181	.762	54	176	230	1.9	198	2	82	88	19	68	828	6.8

% - at Oklahoma // ^ at FAU

(SEC ONLY)

Season	GP-GS	Min	Avg	FG	FGA	Pct	3FG	3FGA	Pct	FT	FTA	Pct	Off	Def	Tot	Avg	PF	FO	Ast	TO	Blk	Stl	Pts	Avg
2018	15-4	392	26.1	54	128	.422	32	84	.381	52	67	.776	10	38	48	3.2	25	0	14	9	5	15	192	12.8



#15 WESLEY MYERS

GRADUATE STUDENT | GUARD | 6'1" | 193 | 3 LETTERS

BROOKLYN, N.Y. | BOYS & GIRLS HIGH SCHOOL/NIAGARA/MAINE

SEASON NOTABLES

- > Scored 10 points off the bench in opener at Wofford (Nov. 10), adding two assists and a steal
- > Matched season-high with three rebounds in win over UTEP (Nov. 17), also had an assist and a steal
- > Tied for the team lead with 14 points in victory over Western Michigan (Nov. 19) in the final game of the Puerto Rico Tip-Off, recorded his 1,000th career point with a fast break layup in the first half
- > Played season-high 31 minutes off the bench, scoring 10 points in loss at Clemson (Dec. 19)
- > Dished put a career-high six assists, adding five points and five rebounds in win vs. Limestone (Dec. 27)
- > Tallied five assists in loss at Ole Miss (Dec. 31), made first career start in Garnet and Black at point guard and played 30 minutes
- > Scored season-high 17 points (all in second half) in win vs. Vandy (Jan. 6), went 4-for-5 from the field
- > Led team with 15 points in loss at Alabama (Jan. 9) in 30 minutes
- > Had 16 points thanks to a season-high three 3s in loss to No. 21 Tennessee (Jan. 20)
- > Made career-high five 3s to lead team to win at No. 20 Florida (Jan. 24), finished with season-high 22 points in 34 minutes, also had four assists and four steals
- > Led team with four assists in loss to No. 14 Texas Tech (Jan. 27) in Big 12/SEC Challenge
- > Scored 13 points, pulled down four rebounds and swiped two steals in 29 minutes off the bench in win vs. No. 10 Auburn (Feb. 17), went 6-for-8 at free throw line
- > Tied career-high after knocking down five 3s in win vs. Georgia (Feb. 21), went 5-for-7 from deep and tied for the team-high in scoring with 15 points

SUPERLATIVES

	'17-18 Season	Career
Double-figure scoring	9	31
Team high assists*	8	8^

* led or shared team lead | ^ at Carolina

2017-18 GAME-BY-GAME STATS

Opponent	Date	GS	Min	FG-FGA	Pct	3FG-FGA	Pct	FT-FTA	Pct	Off	Def	Tot	Avg	PF	FO	A	TO	Blk	Stl	Pts	Avg
at Wofford	11/10	-	17	3-6	.500	2-4	.500	2-2	1.000	0	3	3	3.0	0	0	2	2	0	1	10	10.0
Western Michigan	11/13	-	12	2-5	.400	0-1	.000	0-0	.000	0	2	2	2.5	2	0	0	1	0	0	4	7.0
vs. Illinois State	11/16	-	15	2-7	.286	1-4	.250	0-0	.000	0	1	1	2.0	1	0	0	1	0	0	5	6.3
vs. UTEP	11/17	-	14	1-2	.500	0-1	.000	0-0	.000	0	3	3	2.3	1	0	1	1	0	1	2	5.3
vs. Western Michigan	11/19	-	27	5-9	.556	0-1	.000	4-5	.800	0	5	5	2.8	2	0	2	2	0	1	14	7.0
at FIU	11/27	-	7	0-2	.000	0-1	.000	0-0	.000	0	1	1	2.5	1	0	0	1	0	0	0	5.8
vs. Temple	11/30	-	18	2-6	.333	1-2	.500	0-0	.000	2	0	2	2.4	1	0	2	1	0	0	5	5.7
UMass	12/2	-	13	1-2	.500	0-1	.000	1-2	.500	2	1	3	2.5	0	0	2	0	0	0	3	5.4
Wyoming	12/6	-	23	0-4	.000	0-1	.000	1-2	.500	1	1	2	2.4	2	0	3	0	1	1	1	4.9
Coastal Carolina	12/9	-	11	1-2	.500	1-1	1.000	3-4	.750	1	0	1	2.3	2	0	0	1	0	0	6	5.0
at Clemson	12/19	-	31	4-7	.571	1-2	.500	1-2	.500	1	2	3	2.4	1	0	0	1	0	0	10	5.5
Limestone	12/27	-	25	2-6	.333	0-0	.000	1-4	.250	0	5	5	2.6	1	0	6	2	1	0	5	5.4
at Ole Miss	12/31	*	30	1-7	.143	0-1	.000	1-3	.333	1	1	2	2.5	4	0	5	4	0	0	3	5.2
Missouri	1/3	*	27	5-11	.455	0-2	.000	0-2	.000	0	1	1	2.4	5	1	2	2	0	0	10	5.6
Vanderbilt	1/6	*	22	4-5	.800	1-1	1.000	8-12	.667	1	2	3	2.5	3	0	1	2	0	1	17	6.3
at Alabama	1/9	*	30	4-9	.444	2-3	.667	5-6	.833	1	0	1	2.4	3	0	2	3	0	0	15	6.1
at Georgia	1/13	*	29	1-4	.250	0-1	.000	4-6	.667	0	3	3	2.4	4	0	0	2	1	0	6	6.8
Kentucky	1/16	*	28	3-9	.333	1-4	.250	2-3	.667	2	3	5	2.6	3	0	0	1	0	1	9	6.9
Tennessee	1/20	*	31	5-10	.500	3-5	.600	3-4	.750	0	2	2	2.5	2	0	2	1	0	1	16	7.4
at Florida	1/24	*	34	8-15	.533	5-7	.714	1-2	.500	0	1	1	2.5	2	0	4	2	0	4	22	8.2
Texas Tech	1/27	*	22	0-4	.000	0-3	.000	2-4	.500	0	1	1	2.4	5	1	4	2	0	0	2	7.9
Miss. State	1/31	*	21	3-7	.429	0-1	.000	2-2	1.000	2	2	4	2.5	3	0	1	5	0	2	8	7.9
at Texas A&M	2/3	*	8	1-2	.500	0-1	.000	0-0	.000	0	0	0	2.3	2	0	1	1	0	0	2	7.6
at Arkansas	2/6	-	14	1-2	.500	0-0	.000	1-1	1.000	0	2	2	2.3	1	0	0	1	0	1	3	7.4
Florida	2/10	-	20	0-4	.000	0-0	.000	0-0	.000	1	1	2	2.3	1	0	0	1	0	1	0	7.1
at Tennessee	2/13	-	18	1-5	.200	0-1	.000	0-0	.000	1	2	3	2.3	1	0	2	0	0	0	2	6.9
Auburn	2/17	-	29	3-9	.333	1-2	.500	6-8	.750	1	3	4	2.4	5	1	1	1	0	2	13	7.1
Georgia	2/21	-	21	5-9	.556	5-7	.714	0-0	.000	0	2	2	2.4	2	0	0	1	0	0	15	7.4
at Miss. State	2/24																				
LSU	2/28																				
at Auburn	3/3																				
vs. SEC Tourn.	3/7-11																				
vs. NCAA Tourn.	3/15-4/2																				

CAREER STATISTICS

Season	GP-GS	Min	Avg	FG	FGA	Pct	3FG	3FGA	Pct	FT	FTA	Pct	Off	Def	Tot	Avg	PF	FO	Ast	TO	Blk	Stl	Pts	Avg
2013-14%	33-14	747	22.6	78	198	.394	20	63	.317	44	66	.667	19	73	92	2.8	61	1	39	47	6	21	220	6.7
2014-15%	30-16	882	29.4	94	220	.427	34	81	.420	61	86	.709	21	76	97	3.2	60	1	45	54	10	30	283	9.4
2015-16^																								
2016-17^	28-20	844	30.1	164	375	.437	34	99	.343	110	142	.775	35	91	126	4.5	57	1	44	62	16	30	472	16.9
2017-18	28-11	597	21.3	68	170	.400	24	58	.414	48	74	.649	17	50	67	2.4	60	3	44	41	3	17	208	7.4
Totals	119-61	3070	25.8	404	963	.420	112	301	.372	263	368	.715	93	290	383	3.2	238	6	172	204	35	98	1190	10.0

% - at Niagara // ^ at Maine

(SEC ONLY)

Season	GP-GS	Min	Avg	FG	FGA	Pct	3FG	3FGA	Pct	FT	FTA	Pct	Off	Def	Tot	Avg	PF	FO	Ast	TO	Blk	Stl	Pts	Avg
2018	15-10	362	24.1	45	108	.417	18	36	.500	33	49	.673	10	25	35	2.3	41	2	22	26	1	13	141	9.4



#2 HASSANI GRAVETT

R-JUNIOR | GUARD | 6'2" | 187 | 1 LETTER

VILLA RICA, GA./ALEXANDER/PENSACOLA STATE COLLEGE

SEASON NOTABLES

- > Set new career-high with nine assists in just 21 minutes in victory over UTEP (Nov. 17)
- > Led team with six assists in win over Western Michigan in final game of Puerto Rico Tip-Off (Nov. 19)
- > Had seven assists to go alongside just one turnover in win at FIU (Nov. 27), pulled down career-high 10 rebounds in 28 minutes
- > Scored 14 points, had four assists and zero turnovers in win vs. UMASS (Dec. 2), posted career-highs in free throws (6), free throw attempts (9) and steals (3)
- > Sunk the game-winning basket with 6.5 seconds to go vs. Coastal Carolina (Dec. 9) after scoring with contact, made the ensuing FT to finish with nine points
- > Scored 11 points off the bench in 27 minutes in road win against Georgia (Jan. 13), went 5-for-6 from the FT line
- > Led team with five assists in 26 minutes in win vs. No. 18 Kentucky (Jan. 16)
- > Dished out game-high seven assists in loss to Mississippi State (Jan. 31), had just one turnover in 24 minutes off the bench
- > Had 12 points, seven rebounds, and four assists in loss at Arkansas (Feb. 6), started for the first time since Limestone (Dec. 27)
- > Scored 12 points in loss at No. 18 Tennessee (Feb. 13), led team with four assists and made career-high five field goals
- > Tallied nine points in win over No. 10 Auburn (Feb. 17)
- > Played season-high 35 minutes, leading the team with five assists and zero turnovers in win vs. Georgia (Feb. 21), also scored eight points and pulled down four rebounds

SUPERLATIVES

	'17-18 Season	Career
Double-figure scoring	5	8
5+ assists	7	9
Team high assists*	12	16
Team high steals*	2	3

* led or shared team lead

2017-18 GAME-BY-GAME STATS

Opponent	Date	GS	Min	FG-FGA	Pct	3FG-FGA	Pct	FT-FTA	Pct	Off	Def	Tot	Avg	PF	FO	A	TO	Blk	Stl	Pts	Avg
at Wofford	11/10	*	25	2-7	.285	1-2	.500	0-0	.000	0	2	2	2.0	0	0	3	0	0	0	5	5.0
Western Michigan	11/13	*	19	4-5	.800	3-3	1.000	4-4	1.000	0	4	4	3.0	2	0	2	2	0	0	15	10.0
vs. Illinois State	11/16	*	33	3-13	.231	2-10	.200	2-4	.500	0	9	9	5.0	2	0	5	1	0	0	10	10.0
vs. UTEP	11/17	*	21	3-6	.500	0-1	.000	0-0	.000	1	3	4	4.8	2	0	9	4	0	1	6	9.0
vs. Western Michigan	11/19	*	27	2-8	.250	1-4	.250	4-8	.500	0	5	5	4.8	1	0	6	2	0	0	9	9.0
at FIU	11/27	*	28	3-5	.600	1-2	.500	0-0	.000	3	7	10	5.7	1	0	7	1	0	1	7	8.7
vs. Temple	11/30	*	28	3-6	.500	1-3	.333	0-0	.000	0	3	3	5.3	1	0	1	3	1	0	7	8.4
UMass	12/2	*	31	4-8	.500	0-1	.000	6-9	.667	1	1	2	4.9	0	0	4	0	0	3	14	9.1
Wyoming	12/6	*	24	3-6	.500	0-2	.000	3-4	.750	1	0	1	4.4	3	0	2	3	1	0	9	9.1
Coastal Carolina	12/9	*	25	3-9	.333	0-2	.000	3-5	.600	1	0	1	4.1	3	0	4	2	0	1	9	9.1
at Clemson	12/19	*	15	1-7	.142	1-5	.200	0-0	.000	0	1	1	3.8	3	0	1	1	0	0	3	8.5
Limestone	12/27	*	24	2-9	.222	0-3	.000	2-2	1.000	0	4	4	3.8	1	0	3	3	0	0	6	8.3
at Ole Miss	12/31	-	-	-	-	-	-	-	-	-	-	-	3.8	-	-	-	-	-	-	-	8.3
Missouri	1/3	-	-	-	-	-	-	-	-	-	-	-	3.8	-	-	-	-	-	-	-	8.3
Vanderbilt	1/6	-	-	-	-	-	-	-	-	-	-	-	3.8	-	-	-	-	-	-	-	8.3
at Alabama	1/9	-	15	3-4	.750	1-2	.500	0-0	.000	0	2	2	3.7	0	0	1	1	1	0	7	8.2
at Georgia	1/13	-	27	2-5	.400	2-5	.400	5-6	.833	0	3	3	3.6	0	0	2	1	0	1	11	8.4
Kentucky	1/16	-	26	0-2	.000	0-1	.000	0-0	.000	0	3	3	3.6	2	0	5	3	0	0	0	7.9
Tennessee	1/20	-	25	2-6	.333	1-4	.250	2-4	.500	2	0	2	3.5	2	0	4	3	0	0	7	7.8
at Florida	1/24	-	19	1-4	.250	0-1	.000	0-1	.000	1	0	1	3.4	1	0	1	1	0	0	0	7.5
Texas Tech	1/27	-	23	0-3	.000	0-2	.000	2-2	1.000	0	5	5	3.4	4	0	1	2	0	0	2	7.2
Miss. State	1/31	-	24	1-3	.333	0-1	.000	2-2	1.000	0	3	3	3.4	0	0	7	1	1	0	4	7.0
at Texas A&M	2/3	-	26	3-6	.500	2-3	.667	0-0	.000	2	2	4	3.5	3	0	4	2	0	0	8	7.1
at Arkansas	2/6	*	28	3-9	.333	1-4	.250	5-5	1.000	0	7	7	3.6	4	0	4	4	0	0	12	7.3
Florida	2/10	*	19	1-3	.333	0-1	.000	0-0	.000	0	1	1	3.5	2	0	2	1	0	1	2	7.0
at Tennessee	2/13	*	28	5-6	.833	2-3	.667	0-0	.000	0	3	3	3.5	1	0	4	1	0	0	12	7.3
Auburn	2/17	*	31	3-5	.600	1-1	1.000	2-2	1.000	1	3	4	3.5	3	0	3	3	0	2	9	7.3
Georgia	2/21	*	35	3-10	.300	2-5	.400	0-0	.000	0	4	4	3.5	1	0	5	0	0	0	8	7.4
at Miss. State	2/24																				
LSU	2/28																				
at Auburn	3/3																				
vs. SEC Tourn.	3/7-11																				
vs. NCAA Tourn.	3/15-4/2																				

CAREER STATISTICS

Season	GP-GS	Min	Avg	FG	FGA	Pct	3FG	3FGA	Pct	FT	FTA	Pct	Off	Def	Tot	Avg	PF	FO	Ast	TO	Blk	Stl	Pts	Avg
2016-17	35-3	582	16.6	39	133	.293	15	69	.217	20	31	.645	16	41	57	1.6	48	1	49	37	1	14	113	3.2
2017-18	25-17	626	25.0	60	155	.387	22	71	.310	42	58	.724	13	75	88	3.5	42	0	90	45	5	10	184	7.4
Totals	60-20	1208	20.1	99	288	.344	37	140	.264	62	89	.697	29	116	145	2.4	90	1	139	82	6	24	297	5.0

(SEC ONLY)

Season	GP-GS	Min	Avg	FG	FGA	Pct	3FG	3FGA	Pct	FT	FTA	Pct	Off	Def	Tot	Avg	PF	FO	Ast	TO	Blk	Stl	Pts	Avg
2017	17-2	284	16.7	18	61	.295	8	33	.242	12	17	.706	9	15	24	1.4	23	0	23	17	0	7	56	3.3
2018	12-5	303	25.3	27	63	.429	12	31	.387	16	20	.800	6	31	37	3.1	19	0	42	21	3	4	82	6.8
Totals	29-7	587	20.2	45	124	.363	20	64	.313	28	37	.757	15	46	61	2.1	42	0	65	38	3	11	138	4.8



SILVA'S CAREER HIGHS

Points

Career 27, 2x, last vs. Kentucky (Jan. 16, 2018)

Season 27, 2x, last vs. Kentucky (Jan. 16, 2018)

Field Goals

Career 10, at FIU (Nov. 27, 2017)

Season 10, at FIU (Nov. 27, 2017)

Field Goal Attempts

Career 17, vs. Kentucky (Jan. 16, 2018)

Season 17, vs. Kentucky (Jan. 16, 2018)

3-Point Field Goals

Career 1, 4x, last vs. Mizzou (Jan. 3, 2018)

Season 1, 4x, last vs. Mizzou (Jan. 3, 2018)

3-Point Field Goal Attempts

Career 2, vs. UTEP (Nov. 17, 2017)

Season 2, vs. UTEP (Nov. 17, 2017)

Free Throws

Career 11, at Ole Miss (Dec. 31, 2017)

Season 11, at Ole Miss (Dec. 31, 2017)

Free Throw Attempts

Career 14, 3x, last at Ole Miss (Dec. 31, 2017)

Season 14, 3x, last at Ole Miss (Dec. 31, 2017)

Rebounds

Career 13, 2x, last at Ole Miss (Dec. 31, 2017)

Season 13, at Ole Miss (Dec. 31, 2017)

Assists

Career 4, at Georgia (Jan. 13, 2018)

Season 4, at Georgia (Jan. 13, 2018)

Blocks

Career 5, 2x, last vs. Florida (Feb. 10, 2018)

Season 5, 2x, last vs. Florida (Feb. 10, 2018)

Steals

Career 3, 3x, last vs. Auburn (Feb. 17, 2018)

Season 3, 3x, last vs. Auburn (Feb. 17, 2018)

Minutes Played

Career 35, 3x, last vs. Kentucky (Jan. 16, 2018)

Season 35, 3x, last vs. Kentucky (Jan. 16, 2018)

#30 CHRIS SILVA

JUNIOR | FORWARD | 6'9" | 223 | 2 LETTERS

LIBREVILLE, GABON/ROSELLE (N.J.)

SEASON NOTABLES

> Led team with 19 points and 10 rebounds in win over Wyoming (Dec. 6), marked his third double-double of the season and the eighth of his career

> Had 21 points & 13 rebounds (tied career high) in loss at Ole Miss (Dec. 31), also went 11-of-14 at FT line & had two blocks

> Recorded 18 points in just 17 minutes of action in loss vs. Mizzou (Jan. 3), went 9-for-10 at the free throw line and knocked down his fourth 3 of the season in the second half

> Scored new career-high 27 points in win vs. Vanderbilt (Jan. 6), also had eight rebounds in 31 minutes, went 9-for-15 from the field and 9-for-12 at the charity stripe

> Tallied 14 points, nine rebounds, a career-high four assists and two blocks in win at Georgia (Jan. 13), went 8-for-10 at FT line

> Matched career-high with 27 points on 9-of-17 shooting in win vs.

No. 18 Kentucky (Jan. 16), also had eight rebounds and went 9-for-

13 at FT line, tied career-high by playing 35 minutes

> Posted fifth double-double of the season after scoring 18 points and grabbing 12 rebounds in road win at No. 20 Florida (Jan. 24), went 8-for-9 at the free throw line

> Scored 16 points, had five rebounds and a pair of steals in loss to No. 14 Texas Tech (Jan. 27), went 7-for-10 at free throw line

> Had 18 points, six rebounds and two assists in loss vs. Mississippi State (Jan. 31), went 10-for-13 at the free throw line

> Posted sixth double-double of season (14 points, 11 rebounds) in win vs. No. 10 Auburn (Feb. 17), matched career-high with three steals

> Tied for team lead with 15 points in win vs. Georgia (Feb. 21), played just 19 minutes and went 9-for-10 at the FT line

SUPERLATIVES

	'17-18 Season	Career
Double-figure scoring	22	50
Double-Figure rebounding	7	14
Double-doubles	6	11
2+ blocks	10	36
Team high scoring*	12	14
Team high rebounding*	21	43
Team high blocks*	17	44

* led or shared team lead

2017-18 GAME-BY-GAME STATS

Opponent	Date	GS	Min	FG-FGA	Pct	3FG-FGA	Pct	FT-FTA	Pct	Off	Def	Tot	Avg	PF	FO	A	TO	Blk	Stl	Pts	Avg
at Wofford	11/10	*	20	2-5	.400	0-1	.000	5-6	.833	3	7	10	10.0	3	0	2	5	2	2	9	9.0
Western Michigan	11/13	*	21	3-5	.600	1-1	1.000	3-4	.750	2	8	10	10.0	3	0	1	1	1	1	10	9.5
vs. Illinois State	11/16	*	17	0-1	.000	0-0	.000	10-14	.714	2	4	6	8.7	5	1	1	2	3	0	10	9.7
vs. UTEP	11/17	*	23	3-8	.375	1-2	.500	8-9	.889	3	4	7	8.3	4	0	1	4	2	1	15	11.0
vs. Western Michigan	11/19	*	25	4-5	.800	0-0	.000	6-8	.750	3	2	5	7.6	3	0	2	0	0	1	14	11.6
at FIU	11/27	*	29	10-13	.770	0-0	.000	6-10	.600	3	7	10	8.0	4	0	1	4	1	0	26	14.0
vs. Temple	11/30	*	28	2-10	.200	0-1	.000	1-2	.500	4	5	9	8.1	3	0	1	6	2	0	5	12.7
UMass	12/2	*	18	6-7	.857	0-0	.000	2-3	.667	0	4	4	7.6	4	0	1	3	0	2	14	12.9
Wyoming	12/6	*	27	5-9	.556	0-1	.000	9-14	.643	2	8	10	7.9	3	0	2	3	1	0	19	13.6
Coastal Carolina	12/9	*	35	2-5	.400	1-1	1.000	10-13	.769	2	7	9	8.0	1	0	1	1	3	2	15	13.7
at Clemson	12/19	*	25	4-10	.400	0-1	.000	4-4	1.000	3	6	9	8.1	4	0	0	4	1	0	12	13.5
Limestone	12/27	*	10	0-3	.000	0-0	.000	4-4	1.000	3	4	7	8.0	3	0	0	0	1	0	4	12.8
at Ole Miss	12/31	*	30	5-11	.455	0-0	.000	11-14	.786	6	7	13	8.4	4	0	1	1	2	0	21	13.4
Missouri	1/3	*	17	4-6	.667	1-1	1.000	9-10	.900	3	2	5	8.1	4	0	0	4	1	0	18	13.7
Vanderbilt	1/6	*	31	9-15	.600	0-0	.000	9-12	.750	2	6	8	8.1	1	0	1	1	0	0	27	14.6
at Alabama	1/9	*	18	2-8	.250	0-0	.000	5-7	.714	3	1	4	7.9	5	1	0	2	0	2	9	14.3
at Georgia	1/13	*	35	3-10	.300	0-1	.000	8-10	.800	4	5	9	7.9	3	0	4	1	2	0	14	14.2
Kentucky	1/16	*	35	9-17	.529	0-0	.000	9-13	.692	5	3	8	7.9	3	0	0	1	1	0	27	14.9
Tennessee	1/20	*	25	1-5	.200	0-0	.000	4-10	.400	3	2	5	7.8	4	0	1	2	0	0	6	14.5
at Florida	1/24	*	28	5-9	.556	0-0	.000	8-9	.889	4	8	12	8.0	4	0	0	1	1	1	18	14.7
Texas Tech	1/27	*	29	4-6	.667	1-2	.500	7-10	.700	2	3	5	7.9	5	1	1	4	0	2	16	14.7
Miss. State	1/31	*	27	4-7	.571	0-0	.000	10-13	.769	4	2	6	7.8	3	0	2	1	0	0	18	14.9
at Texas A&M	2/3	*	25	3-16	.188	0-0	.000	6-8	.750	5	3	8	7.8	3	0	1	0	2	0	12	14.7
at Arkansas	2/6	*	27	1-5	.200	0-0	.000	6-8	.750	4	2	6	7.7	0	0	3	4	1	1	8	14.5
Florida	2/10	*	22	4-12	.333	0-0	.000	2-3	.667	2	3	5	7.6	4	0	1	2	5	0	10	14.3
at Tennessee	2/13	*	26	3-4	.750	0-0	.000	6-6	1.000	3	4	7	7.6	4	0	0	3	1	0	12	14.2
Auburn	2/17	*	28	3-6	.500	0-0	.000	8-9	.889	4	7	11	7.7	4	0	1	2	2	3	14	14.2
Georgia	2/21	*	19	3-7	.429	0-0	.000	9-10	.900	3	3	6	7.6	4	0	2	1	0	0	15	14.2
at Miss. State	2/24																				
LSU	2/28																				
at Auburn	3/3																				
vs. SEC Tourn.	3/7-11																				
vs. NCAA Tourn.	3/15-4/2																				

CAREER STATISTICS

Season	GP-GS	Min	Avg	FG	FGA	Pct	3FG	3FGA	Pct	FT	FTA	Pct	Off	Def	Tot	Avg	PF	FO	Ast	TO	Blk	Stl	Pts	Avg
2015-16	32-6	425	13.3	53	110	.482	0	0	.000	67	110	.609	56	87	143	4.5	100	3	6	34	28	14	173	5.4
2016-17	37-37	776	21.0	122	233	.524	0	1	.000	134	179	.749	84	141	225	6.1	141	10	13	69	51	22	378	10.2
2017-18	28-28	700	25.0	104	225	.462	5	12	.417	185	243	.761	87	127	214	7.6	95	3	31	63	35	18	398	14.2
Totals	97-71	1901	19.6	279	568	.491	5	13	.385	386	532	.726	227	355	582	6.0	336	16	50	166	114	54	949	9.8

(SEC ONLY)

Season	GP-GS	Min	Avg	FG	FGA	Pct	3FG	3FGA	Pct	FT	FTA	Pct	Off	Def	Tot	Avg	PF	FO	Ast	TO	Blk	Stl	Pts	Avg
2016	18-6	221	12.3	30	54	.556	0	0	.000	27	47	.574	27	46	73	4.1	57	2	3	15	10	6	87	4.8
2017	18-18	370	20.6	64	117	.547	0	0	.000	62	82	.756	35	55	90	5.0	69	6	5	38	15	13	190	10.6
2018	15-15	393	26.2	59	138	.428	1	2	.500	110	142	.775	55	58	113	7.5	50	1	17	26	18	7	229	15.3
Totals	51-39	984	19.3	153	309	.495	1	2	.500	199	271	.734	117	159	276	5.4	176	9	25	79	43	26	506	9.9



#13 TOMMY CORCHIANI

SOPHOMORE | GUARD | 6'3" | 180 | 1 LETTER

RALEIGH, N.C./RAVENSCROFT

SEASON NOTABLES

- > Saw action in five contests during rookie season
- > Saw action in opener at Wofford (Nov. 10)
- > Collected a pair of rebounds in two minutes vs. Limestone (Dec. 27)

CORCHIANI'S CAREER HIGHS

Points

Career -

Season -

Field Goals

Career -

Season -

Field Goal Attempts

Career -

Season -

3-Point Field Goals

Career -

Season -

3-Point Field Goal Attempts

Career -

Season -

Free Throws

Career -

Season -

Free Throw Attempts

Career -

Season -

Rebounds

Career 2, vs. Limestone (Dec. 27, 2017)

Season 2, vs. Limestone (Dec. 27, 2017)

Assists

Career -

Season -

Blocks

Career -

Season -

Steals

Career -

Season -

Minutes

Career 4, vs. Auburn (Jan. 24, 2017)

Season 2, vs. Limestone (Dec. 27, 2017)

2017-18 GAME-BY-GAME STATS

Opponent	Date	GS	Min	FG-FGA	Pct	3FG-3FGA	Pct	FT-FTA	Pct	Off	Def	Tot	Avg	PF	FO	A	TO	Blk	Stl	Pts	Avg
at Wofford	11/10	-	1	0-0	.000	0-0	.000	0-0	.000	0	0	0	0.0	0	0	0	0	0	0	0	0.0
Western Michigan	11/13	-	-	-	-	-	-	DNP	Coaches Decision	-	-	-	0.0	-	-	-	-	-	-	-	0.0
vs. Illinois State	11/16	-	-	-	-	-	-	DNP	Coaches Decision	-	-	-	0.0	-	-	-	-	-	-	-	0.0
vs. UTEP	11/17	-	-	-	-	-	-	DNP	Coaches Decision	-	-	-	0.0	-	-	-	-	-	-	-	0.0
vs. Western Michigan	11/19	-	-	-	-	-	-	DNP	Coaches Decision	-	-	-	0.0	-	-	-	-	-	-	-	0.0
at FIU	11/27	-	-	-	-	-	-	DNP	Coaches Decision	-	-	-	0.0	-	-	-	-	-	-	-	0.0
vs. Temple	11/30	-	-	-	-	-	-	DNP	Coaches Decision	-	-	-	0.0	-	-	-	-	-	-	-	0.0
UMass	12/2	-	-	-	-	-	-	DNP	Coaches Decision	-	-	-	0.0	-	-	-	-	-	-	-	0.0
Wyoming	12/6	-	-	-	-	-	-	DNP	Coaches Decision	-	-	-	0.0	-	-	-	-	-	-	-	0.0
Coastal Carolina	12/9	-	-	-	-	-	-	DNP	Coaches Decision	-	-	-	0.0	-	-	-	-	-	-	-	0.0
at Clemson	12/19	-	-	-	-	-	-	DNP	Coaches Decision	-	-	-	0.0	-	-	-	-	-	-	-	0.0
Limestone	12/27	-	2	0-0	.000	0-0	.000	0-0	.000	0	2	2	1.0	0	0	0	0	0	0	0	0.0
at Ole Miss	12/31	-	-	-	-	-	-	DNP	Coaches Decision	-	-	-	1.0	-	-	-	-	-	-	-	0.0
Missouri	1/3	-	-	-	-	-	-	DNP	Knee Injury	-	-	-	1.0	-	-	-	-	-	-	-	0.0
Vanderbilt	1/6	-	-	-	-	-	-	DNP	Knee Injury	-	-	-	1.0	-	-	-	-	-	-	-	0.0
at Alabama	1/9	-	-	-	-	-	-	DNP	Knee Injury	-	-	-	1.0	-	-	-	-	-	-	-	0.0
at Georgia	1/13	-	-	-	-	-	-	DNP	Knee Injury	-	-	-	1.0	-	-	-	-	-	-	-	0.0
Kentucky	1/16	-	-	-	-	-	-	DNP	Knee Injury	-	-	-	1.0	-	-	-	-	-	-	-	0.0
Tennessee	1/20	-	-	-	-	-	-	DNP	Knee Injury	-	-	-	1.0	-	-	-	-	-	-	-	0.0
at Florida	1/24	-	-	-	-	-	-	DNP	Knee Injury	-	-	-	1.0	-	-	-	-	-	-	-	0.0
Texas Tech	1/27	-	-	-	-	-	-	DNP	Coaches Decision	-	-	-	1.0	-	-	-	-	-	-	-	0.0
Miss. State	1/31	-	-	-	-	-	-	DNP	Coaches Decision	-	-	-	1.0	-	-	-	-	-	-	-	0.0
at Texas A&M	2/3	-	-	-	-	-	-	DNP	Coaches Decision	-	-	-	1.0	-	-	-	-	-	-	-	0.0
at Arkansas	2/6	-	-	-	-	-	-	DNP	Coaches Decision	-	-	-	1.0	-	-	-	-	-	-	-	0.0
Florida	2/10	-	-	-	-	-	-	DNP	Coaches Decision	-	-	-	1.0	-	-	-	-	-	-	-	0.0
at Tennessee	2/13	-	-	-	-	-	-	DNP	Coaches Decision	-	-	-	1.0	-	-	-	-	-	-	-	0.0
Auburn	2/17	-	-	-	-	-	-	DNP	Coaches Decision	-	-	-	1.0	-	-	-	-	-	-	-	0.0
Georgia	2/21	-	-	-	-	-	-	DNP	Coaches Decision	-	-	-	1.0	-	-	-	-	-	-	-	0.0
at Miss. State	2/24	-	-	-	-	-	-	-	-	-	-	-	-	-	-	-	-	-	-	-	-
LSU	2/28	-	-	-	-	-	-	-	-	-	-	-	-	-	-	-	-	-	-	-	-
at Auburn	3/3	-	-	-	-	-	-	-	-	-	-	-	-	-	-	-	-	-	-	-	-
vs. SEC Tourn.	3/7-11	-	-	-	-	-	-	-	-	-	-	-	-	-	-	-	-	-	-	-	-
vs. NCAA Tourn.	3/15-4/2	-	-	-	-	-	-	-	-	-	-	-	-	-	-	-	-	-	-	-	-

CAREER STATISTICS

Season	GP-GS	Min	Avg	FG	FGA	Pct	3FG	3FGA	Pct	FT	FTA	Pct	Off	Def	Tot	Avg	PF	FO	Ast	TO	Blk	Stl	Pts	Avg
2016-17	5-0	11	2.2	0	0	.000	0	0	.000	0	0	.000	0	1	1	0.2	4	0	0	1	0	0	0	0.0
2017-18	2-0	3	1.5	0	0	.000	0	0	.000	0	0	.000	0	2	2	1.0	0	0	0	0	0	0	0	0.0
Totals	7-0	14	2.0	0	0	.000	0	0	.000	0	0	.000	0	3	3	0.4	4	0	0	1	0	0	0	0.0

(SEC ONLY)

Season	GP-GS	Min	Avg	FG	FGA	Pct	3FG	3FGA	Pct	FT	FTA	Pct	Off	Def	Tot	Avg	PF	FO	Ast	TO	Blk	Stl	Pts	Avg
2017	2-0	6	3.0	0	0	.000	0	0	.000	0	0	.000	0	0	0	0.0	1	0	0	0	0	0	0	0.0



#12 KHADIM GUEYE

SOPHOMORE | FORWARD | 7'0" | 248 | 1 LETTER

DAKAR, SENEGAL/VICTORY ROCK PREP

SEASON NOTABLES

- > Saw action in 28 games last season
- > Scored three points with a block in exhibition vs. Erskine (Oct. 30), and posted two points with two rebounds in Hoops 4 Hurricane Relief exhibition vs. Virginia Tech (Nov. 5)
- > Saw 10 minutes of action in opener at Wofford (Nov. 10), pulling down four rebounds
- > Played seven minutes and notched one rebound in win at FIU (Nov. 27)
- > Pulled down a rebound with one steal vs. Limestone (Dec. 27)
- > Saw five minutes of action in win at No. 20 Florida (Jan. 24), had a rebound and a block
- > Recorded nine minutes and pulled down three rebounds in loss at Texas A&M (Feb. 3)
- > Played season-high 13 minutes off the bench in loss at No. 18 Tennessee (Feb. 13), had a rebound and a steal

GUEYE'S CAREER HIGHS

Points

Career 6, vs. SC State (Nov. 18, 2016)

Season -

Field Goals

Career 2, vs. Lander (Dec. 27, 2016)

Season -

Field Goal Attempts

Career 3, twice, last vs. Lander (Dec. 27, 2016)

Season 1, twice, last at Tennessee (Feb. 13, 2018)

3-Point Field Goals

Career -

Season -

3-Point Field Goal Attempts

Career -

Season -

Free Throws

Career 4, vs. SC State (Nov. 18, 2016)

Season -

Free Throw Attempts

Career 4, vs. SC State (Nov. 18, 2016)

Season 2, vs. Kentucky (Jan. 16, 2018)

Rebounds

Career 5, vs. SC State (Nov. 18, 2016)

Season 4, at Wofford (Nov. 10, 2017)

Assists

Career 1, twice, last vs. Georgia (Feb. 4, 2017)

Season -

Blocks

Career 2, twice, last vs. Lander (Dec. 27, 2016)

Season 1, at Florida (Jan. 24, 2018)

Steals

Career 1, 4x, last at Tennessee (Feb. 13, 2018)

Season 1, 2x, last at Tennessee (Feb. 13, 2018)

Minutes

Career 18, vs. Lander (Dec. 27, 2016)

Season 13, at Tennessee (Feb. 13, 2018)

SUPERLATIVES

'17-18 Season Career

Team high blocks* 1 3

* led or shared team lead

2017-18 GAME-BY-GAME STATS

Opponent	Date	GS	Min	FG-FGA	Pct	3FG-FGA	Pct	FT-FTA	Pct	Off	Def	Tot	Avg	PF	FO	A	TO	Blk	Stl	Pts	Avg
at Wofford	11/10	-	10	0-0	.000	0-0	.000	0-0	.000	2	2	4	4.0	2	0	0	2	0	0	0	0.0
Western Michigan	11/13	-	4	0-0	.000	0-0	.000	0-0	.000	0	0	0	2.0	0	0	0	0	0	0	0	0.0
vs. Illinois State	11/16	-	5	0-0	.000	0-0	.000	0-0	.000	0	0	0	1.3	1	0	0	0	0	0	0	0.0
vs. UTEP	11/17	-	2	0-0	.000	0-0	.000	0-0	.000	0	0	0	1.0	1	0	0	0	0	0	0	0.0
vs. Western Michigan	11/19	-	-	-	-	-	-	DNP	Coaches Decision	-	-	-	1.0	-	-	-	-	-	-	-	0.0
at FIU	11/27	-	7	0-0	.000	0-0	.000	0-0	.000	1	0	1	1.0	2	0	0	2	0	0	0	0.0
vs. Temple	11/30	-	-	-	-	-	-	DNP	Coaches Decision	-	-	-	1.0	-	-	-	-	-	-	-	0.0
UMass	12/2	-	-	-	-	-	-	DNP	Coaches Decision	-	-	-	1.0	-	-	-	-	-	-	-	0.0
Wyoming	12/6	-	-	-	-	-	-	DNP	Coaches Decision	-	-	-	1.0	-	-	-	-	-	-	-	0.0
Coastal Carolina	12/9	-	-	-	-	-	-	DNP	Coaches Decision	-	-	-	1.0	-	-	-	-	-	-	-	0.0
at Clemson	12/19	-	-	-	-	-	-	DNP	Coaches Decision	-	-	-	1.0	-	-	-	-	-	-	-	0.0
Limestone	12/27	-	9	0-0	.000	0-0	.000	0-0	.000	0	1	1	1.0	2	0	0	0	0	1	0	0.0
at Ole Miss	12/31	-	4	0-0	.000	0-0	.000	0-0	.000	0	0	0	0.9	0	0	0	0	0	0	0	0.0
Missouri	1/3	-	5	0-0	.000	0-0	.000	0-0	.000	0	1	1	0.9	0	0	0	0	0	0	0	0.0
Vanderbilt	1/6	-	-	-	-	-	-	DNP	Coaches Decision	-	-	-	0.9	-	-	-	-	-	-	-	0.0
at Alabama	1/9	-	1	0-1	.000	0-0	.000	0-0	.000	0	0	0	0.8	0	0	0	0	0	0	0	0.0
at Georgia	1/13	-	-	-	-	-	-	DNP	Coaches Decision	-	-	-	0.8	-	-	-	-	-	-	-	0.0
Kentucky	1/16	-	1	0-0	.000	0-0	.000	0-2	.000	0	0	0	0.7	1	0	0	0	0	0	0	0.0
Tennessee	1/20	-	-	-	-	-	-	DNP	Coaches Decision	-	-	-	0.7	-	-	-	-	-	-	-	0.0
at Florida	1/24	-	5	0-0	.000	0-0	.000	0-0	.000	0	1	1	0.6	2	0	0	0	1	0	0	0.0
Texas Tech	1/27	-	7	0-0	.000	0-0	.000	0-0	.000	0	0	0	0.7	0	0	0	1	0	0	0	0.0
Miss. State	1/31	-	4	0-0	.000	0-0	.000	0-0	.000	0	0	0	0.6	0	0	0	0	0	0	0	0.0
at Texas A&M	2/3	-	9	0-0	.000	0-0	.000	0-0	.000	2	1	3	0.9	2	0	0	0	0	0	0	0.0
at Arkansas	2/6	-	1	0-0	.000	0-0	.000	0-0	.000	0	0	0	0.7	0	0	0	0	0	0	0	0.0
Florida	2/10	-	1	0-0	.000	0-0	.000	0-0	.000	0	0	0	0.7	0	0	0	0	0	0	0	0.0
at Tennessee	2/13	-	13	0-1	.000	0-0	.000	0-0	.000	0	1	1	0.7	3	0	0	0	0	1	0	0.0
Auburn	2/17	-	-	-	-	-	-	DNP	Coaches Decision	-	-	-	0.7	-	-	-	-	-	-	-	0.0
Georgia	2/21	-	-	-	-	-	-	DNP	Coaches Decision	-	-	-	0.7	-	-	-	-	-	-	-	0.0
at Miss. State	2/24	-	-	-	-	-	-	-	-	-	-	-	-	-	-	-	-	-	-	-	-
LSU	2/28	-	-	-	-	-	-	-	-	-	-	-	-	-	-	-	-	-	-	-	-
at Auburn	3/3	-	-	-	-	-	-	-	-	-	-	-	-	-	-	-	-	-	-	-	-
vs. SEC Tourn.	3/7-11	-	-	-	-	-	-	-	-	-	-	-	-	-	-	-	-	-	-	-	-
vs. NCAA Tourn.	3/15-4/2	-	-	-	-	-	-	-	-	-	-	-	-	-	-	-	-	-	-	-	-

CAREER STATISTICS

Season	GP-GS	Min	Avg	FG	FGA	Pct	3FG	3FGA	Pct	FT	FTA	Pct	Off	Def	Tot	Avg	PF	FO	Ast	TO	Blk	Stl	Pts	Avg
2016-17	28-0	198	7.1	3	12	.250	0	0	.000	5	8	.625	8	18	26	0.9	41	0	2	10	7	2	11	0.4
2017-18	17-0	88	5.2	0	2	.000	0	0	.000	0	2	.000	5	7	12	0.7	16	0	0	5	1	2	0	0.0
Totals	45-0	286	6.4	3	14	.214	0	0	.000	5	10	.500	13	25	38	0.8	57	0	2	15	8	4	11	0.2

(SEC ONLY)

Season	GP-GS	Min	Avg	FG	FGA	Pct	3FG	3FGA	Pct	FT	FTA	Pct	Off	Def	Tot	Avg	PF	FO	Ast	TO	Blk	Stl	Pts	Avg
2017	14-0	77	5.5	0	2	.000	0	0	.000	0	0	.000	2	7	9	0.6	16	0	1	5	1	1	0	0.0
2018	10-0	44	4.4	0	2	.000	0	0	.000	0	2	.000	2	4	6	0.6	8	0	0	0	1	1	0	0.0
Totals	24-0	121	5.0	0	4	.000	0	0	.000	0	2	.000	4	11	15	0.6	24	0	1	5	2	2	0	0.0



#23 EVAN HINSON

SOPHOMORE | GUARD | 6'4" | 240 | 1 LETTER

DELTONA, FLA./DELTONA

SEASON NOTABLES

- > Also a tight end on the Gamecock football team
- > Saw action in eight contests last season, scoring a season best four points in SEC Tournament action vs. Alabama
- > Dressed for the first time in the 2017-18 season vs. UMASS (Dec. 2) but did not log any minutes
- > Saw first action of the season in win vs. Wyoming (Dec. 6), played two minutes off the bench but did not score
- > Played five minutes off the bench and scored three points in win vs. Coastal Carolina (Dec. 9)
- > Logged 14 minutes of action in loss vs. Mizzou (Jan. 3), scored two points, had four rebounds, an assist, a block and a steal
- > Made first career start in win vs. Vanderbilt (Jan. 6), scored six points in 13 minutes of action
- > Started second straight game in loss at Alabama (Jan. 9), played 16 minutes and had five points
- > Was in the starting lineup for the third straight contest in win at Georgia (Jan. 13), dropped a career-high eight points thanks to a pair of 3-pointers in the first half, also logged career high with 19 minutes
- > Tied career high with eight points in road win at No. 20 Florida (Jan. 24), made a pair of 3s in the first half, also had two rebounds, an assist, block and steal in 17 minutes of action
- > Had two assists, a steal and a block in win vs. No. 10 Auburn (Feb. 17)

HINSON'S CAREER HIGHS

Points

Career 8, 2x, last at Florida (Jan. 24, 2018)

Season 8, 2x, last at Florida (Jan. 24, 2018)

Field Goals

Career 3, 2x, last at Florida (Jan. 24, 2018)

Season 3, 2x, last at Florida (Jan. 24, 2018)

Field Goal Attempts

Career 7, at Georgia (Jan. 13, 2018)

Season 7, at Georgia (Jan. 13, 2018)

3-Point Field Goals

Career 2, 2x, last at Florida (Jan. 24, 2018)

Season 2, 2x, last at Florida (Jan. 24, 2018)

3-Point Field Goal Attempts

Career 4, at Florida (Jan. 24, 2018)

Season 4, at Florida (Jan. 24, 2018)

Free Throws

Career 3, vs. Texas Tech (Jan. 27, 2018)

Season 3, vs. Texas Tech (Jan. 27, 2018)

Free Throw Attempts

Career 4, 2x, vs. Texas Tech (Jan. 27, 2018)

Season 4, 2x, vs. Texas Tech (Jan. 27, 2018)

Rebounds

Career 4, 2x, last at Arkansas (Feb. 6, 2018)

Season 4, 2x, last at Arkansas (Feb. 6, 2018)

Assists

Career 2, last vs. Auburn (Feb. 17, 2018)

Season 2, last vs. Auburn (Feb. 17, 2018)

Blocks

Career 1, 4x, last vs. Auburn (Feb. 17, 2018)

Season 1, 4x, last vs. Auburn (Feb. 17, 2018)

Steals

Career 1, 7x, last vs. Auburn (Feb. 17, 2018)

Season 1, 5x, last vs. Auburn (Feb. 17, 2018)

Minutes

Career 19, at Georgia (Jan. 13, 2018)

Season 19, at Georgia (Jan. 13, 2018)

2017-18 GAME-BY-GAME STATS

Opponent	Date	GS	Min	FG-FGA	Pct	3FG-FGA	Pct	FT-FTA	Pct	Off	Def	Tot	Avg	PF	FO	A	TO	Blk	Stl	Pts	Avg
at Wofford	11/10	-	-	-	-	-	-	-	-	-	-	-	-	-	-	-	-	-	-	-	-
Western Michigan	11/13	-	-	-	-	-	-	-	-	-	-	-	-	-	-	-	-	-	-	-	-
vs. Illinois State	11/16	-	-	-	-	-	-	-	-	-	-	-	-	-	-	-	-	-	-	-	-
vs. UTEP	11/17	-	-	-	-	-	-	-	-	-	-	-	-	-	-	-	-	-	-	-	-
vs. Western Michigan	11/19	-	-	-	-	-	-	-	-	-	-	-	-	-	-	-	-	-	-	-	-
at FIU	11/27	-	-	-	-	-	-	-	-	-	-	-	-	-	-	-	-	-	-	-	-
vs. Temple	11/30	-	-	-	-	-	-	-	-	-	-	-	-	-	-	-	-	-	-	-	-
UMass	12/2	-	-	-	-	-	-	-	-	-	-	-	-	-	-	-	-	-	-	-	-
Wyoming	12/6	-	2	0-0	.000	0-0	.000	0-0	.000	0	0	0	0.0	-	-	-	-	-	-	-	0.0
Coastal Carolina	12/9	-	5	1-2	.500	0-0	.000	1-2	.500	0	0	0	0.0	1	0	0	1	0	0	3	1.5
at Clemson	12/19	-	2	0-0	.000	0-0	.000	0-0	.000	0	0	0	0.0	2	0	0	0	0	0	0	1.0
Limestone	12/27	-	-	-	-	-	-	-	-	-	-	-	-	-	-	-	-	-	-	-	-
at Ole Miss	12/31	-	-	-	-	-	-	-	-	-	-	-	-	-	-	-	-	-	-	-	-
Missouri	1/3	-	14	0-1	.000	0-0	.000	2-2	1.000	0	4	4	1.0	2	0	1	1	1	1	2	1.3
Vanderbilt	1/6	*	13	2-4	.500	0-2	.000	2-2	1.000	0	2	2	1.2	2	0	0	0	0	0	6	2.2
at Alabama	1/9	*	16	2-3	.667	0-0	.000	1-1	1.000	0	2	2	1.3	1	0	1	1	1	0	5	2.7
at Georgia	1/13	*	19	2-7	.286	2-3	.667	2-4	.500	0	2	2	1.4	1	0	0	1	0	1	8	3.4
Kentucky	1/16	*	9	1-2	.500	1-2	.500	0-0	.000	0	1	1	1.4	2	0	0	1	0	0	3	3.4
Tennessee	1/20	*	7	0-0	.000	0-0	.000	0-0	.000	0	2	2	1.4	2	0	0	2	0	0	0	3.0
at Florida	1/24	*	17	3-6	.500	2-4	.500	0-0	.000	0	2	2	1.5	2	0	1	1	1	1	8	3.5
Texas Tech	1/27	*	9	0-1	.000	0-1	.000	3-4	.750	0	0	0	1.4	1	0	0	1	0	0	3	3.5
Miss. State	1/31	*	13	1-8	.125	0-2	.000	0-0	.000	2	1	3	1.5	1	0	1	1	0	0	2	3.3
at Texas A&M	2/3	*	17	2-4	.500	1-2	.500	1-2	.500	0	1	1	1.5	0	0	0	1	0	1	6	3.5
at Arkansas	2/6	*	8	0-0	.000	0-0	.000	0-0	.000	2	2	4	1.6	2	0	0	2	0	0	0	3.3
Florida	2/10	*	8	0-1	.000	0-0	.000	0-0	.000	0	0	0	1.5	1	0	0	0	0	0	0	3.1
at Tennessee	2/13	*	8	2-6	.333	0-2	.000	0-2	.000	0	0	0	1.4	2	0	1	0	0	0	4	3.1
Auburn	2/17	*	17	1-4	.250	0-1	.000	0-1	.000	0	1	1	1.4	1	0	2	2	1	1	2	3.1
Georgia	2/21	*	4	0-0	.000	0-0	.000	0-0	.000	0	1	1	1.4	3	0	0	0	0	0	0	2.9
at Miss. State	2/24																				
LSU	2/28																				
at Auburn	3/3																				
vs. SEC Tourn.	3/7-11																				
vs. NCAA Tourn.	3/15-4/2																				

CAREER STATISTICS

Season	GP-GS	Min	Avg	FG	FGA	Pct	3FG	3FGA	Pct	FT	FTA	Pct	Off	Def	Tot	Avg	PF	FO	Ast	TO	Blk	Stl	Pts	Avg
2016-17	8-0	21	2.6	3	8	.375	1	5	.200	2	2	1.000	2	3	5	0.6	3	0	1	0	0	2	9	1.1
2017-18	18-14	188	10.4	17	49	.347	6	19	.316	12	20	.600	4	21	25	1.4	27	0	7	15	4	5	52	2.9
Totals	26-14	209	8.0	20	57	.351	7	24	.292	14	22	.636	6	24	30	1.2	30	0	8	15	4	7	61	2.3

(SEC ONLY)

Season	GP-GS	Min	Avg	FG	FGA	Pct	3FG	3FGA	Pct	FT	FTA	Pct	Off	Def	Tot	Avg	PF	FO	Ast	TO	Blk	Stl	Pts	Avg
2017	5-0	13	2.6	1	4	.250	1	3	.333	2	2	1.000	0	3	3	0.6	3	0	1	0	0	2	5	1.0
2017-18	14-13	170	12.1	16	46	.348	6	18	.333	8	14	.571	4	21	25	1.8	22	0	7	13	4	5	46	3.3
Totals	19-13	183	9.6	17	50	.340	7	21	.333	10	16	.625	4	24	28	1.5	25	0	8	13	4	7	51	2.7



#21 MAIK KOTSAR

SOPHOMORE | FORWARD | 6'10" | 260 | 1 LETTER

TALLIN, ESTONIA/SUNRISE CHRISTIAN ACADEMY

SEASON NOTABLES

- > Tallied season-high 14 points on 6-of-10 shooting in team's blowout victory over UTEP (Nov. 17), led the team with two steals in the contest, also hit first career 3-pointer in the game
- > Had two steals, four rebounds and six points in win vs. Western Michigan in final game of Puerto Rico Tip-Off (Nov. 19), fourth-straight game with multiple steals
- > Matched career-high with 16 points in road win at FIU (Nov. 27), set career-highs for field goals made (8) and assists (6), also had three steals in 33 minutes
- > Had season-high eight rebounds to go alongside eight points in win vs. UMass (Dec. 2, 2017)
- > 13 points, four rebounds and a pair of blocks in home win over Limestone (Dec. 27)
- > Poured in 12 points and pulled down six rebounds in win vs. No. 18 Kentucky (Jan. 16), also had three steals, his six makes on nine attempts at the free throw line both marked new career highs
- > Led the team with five assists in loss to No. 21 Tennessee (Jan. 20), also had eight points, five rebounds and a pair of steals
- > Scored nine points, had six rebounds and a team-high four assists in road win at No. 20 Florida (Jan. 24)
- > Played season-low 10 minutes due to foul trouble in loss at No. 18 Tennessee (Feb. 13)
- > Had eight points and two steals in win vs. No. 10 Auburn (Feb. 10)
- > Grabbed season-high nine rebounds in win vs. Georgia (Feb. 21)

SUPERLATIVES

	'17-18 Season	Career
Double-figure scoring	8	17
Double-doubles	-	1
3+ steals	3	5
Team high scoring*	1	2
Team high rebounding*	6	15
Team high blocks*	8	14

* led or shared team lead

2017-18 GAME-BY-GAME STATS

Opponent	Date	GS	Min	FG-FGA	Pct	3FG-FGA	Pct	FT-FTA	Pct	Off	Def	Tot	Avg	PF	FO	A	TO	Blk	Stl	Pts	Avg
at Wofford	11/10	*	25	5-10	.500	0-1	.000	3-4	.750	2	1	3	3.0	3	0	4	1	0	1	13	13.0
Western Michigan	11/13	*	29	4-10	.400	0-2	.000	2-6	.333	3	3	6	4.5	2	0	1	2	1	2	10	11.5
vs. Illinois State	11/16	*	22	3-6	.500	0-0	.000	1-2	.500	2	4	6	5.0	5	1	1	4	0	2	7	10.0
vs. UTEP	11/17	*	20	6-10	.600	1-2	.500	1-2	.500	1	1	2	4.3	3	0	0	0	0	2	14	11.0
vs. Western Michigan	11/19	*	29	3-7	.429	0-0	.000	0-3	.000	1	3	4	4.2	3	0	0	1	1	2	6	10.0
at FIU	11/27	*	33	8-13	.615	0-1	.000	0-1	.000	3	3	6	4.5	1	0	6	1	1	3	16	11.0
vs. Temple	11/30	*	32	5-7	.714	2-2	1.000	0-0	.000	3	0	3	4.3	4	0	2	2	0	1	12	11.1
UMass	12/2	*	24	4-8	.500	0-1	.000	0-3	.000	3	5	8	4.8	4	0	1	1	0	3	8	10.8
Wyoming	12/6	*	30	3-8	.375	0-1	.000	0-3	.000	0	4	4	4.7	2	0	2	3	0	1	6	10.2
Coastal Carolina	12/9	*	30	3-7	.429	0-0	.000	0-0	.000	2	2	4	4.6	1	0	2	0	1	0	6	9.8
at Clemson	12/19	*	32	3-5	.600	0-0	.000	0-0	.000	1	5	6	4.7	1	0	0	1	2	1	6	9.5
Limestone	12/27	*	26	6-10	.600	0-0	.000	1-1	1.000	3	1	4	4.7	3	0	0	3	2	0	13	9.8
at Ole Miss	12/31	*	31	0-7	.000	0-1	.000	2-3	.666	0	4	4	4.6	3	0	2	4	1	0	2	9.2
Missouri	1/3	*	33	3-8	.375	0-2	.000	3-3	1.000	2	2	4	4.6	2	0	2	1	3	0	9	9.1
Vanderbilt	1/6	*	20	1-2	.500	0-0	.000	0-0	.000	0	5	5	4.6	4	0	1	2	1	0	2	8.7
at Alabama	1/9	*	26	4-9	.444	0-2	.000	2-4	.500	1	4	5	4.6	3	0	1	3	0	0	10	8.8
at Georgia	1/13	*	24	1-10	.100	0-1	.000	0-0	.000	3	2	5	4.6	5	1	0	1	0	0	2	8.4
Kentucky	1/16	*	24	3-4	.750	0-0	.000	6-9	.667	0	6	6	4.7	4	0	0	0	0	3	12	8.6
Tennessee	1/20	*	31	3-6	.500	0-0	.000	2-2	1.000	2	3	5	4.7	5	0	5	3	0	2	8	8.5
at Florida	1/24	*	22	3-6	.500	1-1	1.000	2-2	1.000	2	4	6	4.8	4	0	4	1	1	0	9	8.6
Texas Tech	1/27	*	32	3-7	.429	0-1	.000	1-2	.500	3	4	7	4.9	0	0	2	2	0	2	7	8.5
Miss. State	1/31	*	31	3-8	.375	0-2	.000	2-4	.500	0	4	4	4.9	2	0	1	2	1	0	8	8.5
at Texas A&M	2/3	*	15	1-3	.333	0-0	.000	0-0	.000	0	3	3	4.8	2	0	0	1	0	0	2	8.2
at Arkansas	2/6	*	19	2-4	.500	1-1	1.000	2-2	1.000	1	3	4	4.8	3	0	1	1	0	2	7	8.1
Florida	2/10	*	34	2-10	.200	0-3	.000	1-2	.500	1	4	5	4.8	1	0	1	1	1	0	5	8.0
at Tennessee	2/13	*	10	1-1	1.000	1-1	1.000	0-0	.000	1	1	2	4.7	4	0	1	2	0	0	3	7.8
Auburn	2/17	*	17	3-10	.300	0-0	.000	2-4	.500	0	1	1	4.5	3	0	0	3	0	2	8	7.8
Georgia	2/21	*	26	1-10	.100	0-0	.000	0-1	.000	7	2	9	4.7	3	0	2	1	0	1	2	7.6
at Miss. State	2/24																				
LSU	2/28																				
at Auburn	3/3																				
vs. SEC Tourn.	3/7-11																				
vs. NCAA Tourn.	3/15-4/2																				

CAREER STATISTICS

Season	GP-GS	Min	Avg	FG	FGA	Pct	3FG	3FGA	Pct	FT	FTA	Pct	Off	Def	Tot	Avg	PF	FO	Ast	TO	Blk	Stl	Pts	Avg
2016-17	37-33	895	24.2	97	198	.490	0	0	.000	21	53	.396	72	104	176	4.8	117	5	26	44	14	27	215	5.8
2017-18	28-28	727	26.0	87	206	.422	6	25	.240	33	63	.524	47	84	131	4.7	80	3	42	47	16	30	213	7.6
Totals	65-61	1622	25.0	184	404	.455	6	25	.240	54	116	.466	119	188	307	4.7	197	8	68	91	30	57	428	6.6

(SEC ONLY)

Season	GP-GS	Min	Avg	FG	FGA	Pct	3FG	3FGA	Pct	FT	FTA	Pct	Off	Def	Tot	Avg	PF	FO	Ast	TO	Blk	Stl	Pts	Avg
2017	18-15	417	23.2	32	79	.405	0	0	.000	11	29	.379	32	51	83	4.6	63	3	10	26	9	8	75	4.2
2018	15-15	363	24.2	31	98	.316	3	14	.214	24	36	.667	20	48	68	4.5	48	2	21	26	8	10	89	5.9
Totals	33-30	780	23.6	63	177	.356	3	14	.214	35	65	.538	52	99	151	4.6	111	5	31	52	17	18	164	5.0



#25 CHRISTIAN SCHMITT

SOPHOMORE | GUARD | 6'0" | 180 | 1 LETTER

MARS, PA. | MARS AREA HIGH SCHOOL

SEASON NOTABLES

- > Saw action in five games during rookie season
- > Logged one minute of playing time in team's home opener victory over Western Michigan (Nov. 13)
- > Played three minutes in the team's victory over UTEP (Nov. 17)
- > Saw action vs. Limestone (Dec. 27)

SCHMITT'S CAREER HIGHS

Points

Career -

Season -

Field Goals

Career -

Season -

Field Goal Attempts

Career 1, 3x, last vs. Limestone (Dec. 27, 2017)

Season 1, 2x, last vs. Limestone (Dec. 27, 2017)

3-Point Field Goals

Career -

Season -

3-Point Field Goal Attempts

Career 1, 2x, last vs. UTEP (Nov. 17, 2017)

Season 1, vs. UTEP (Nov. 17, 2017)

Free Throws

Career -

Season -

Free Throw Attempts

Career -

Season -

Rebounds

Career -

Season -

Assists

Career -

Season -

Blocks

Career -

Season -

Steals

Career -

Season -

Minutes

Career 3, 2x, last vs. UTEP (Nov. 17, 2017)

Season 2, vs. Limestone (Dec. 27, 2017)

2017-18 GAME-BY-GAME STATS

Opponent	Date	GS	Min	FG-FGA	Pct	3FG-FGA	Pct	FT-FTA	Pct	Off	Def	Tot	Avg	PF	FO	A	TO	Blk	Stl	Pts	Avg
at Wofford	11/10	-	-	-	-	-	-	-DNP - Coaches Decision	-	-	-	-	-	-	-	-	-	-	-	-	-
Western Michigan	11/13	-	1	0-0	.000	0-0	.000	0-0	.000	0	0	0	0.0	0	0	0	0	0	0	0	0.0
vs. Illinois State	11/16	-	-	-	-	-	-	DNP Coaches Decision-	-	-	-	-	0.0	-	-	-	-	-	-	-	0.0
vs. UTEP	11/17	-	3	0-1	.000	0-1	.000	0-0	.000	0	0	0	0.0	0	0	0	0	0	0	0	0.0
vs. Western Michigan	11/19	-	-	-	-	-	-	DNP Coaches Decision-	-	-	-	-	0.0	-	-	-	-	-	-	-	0.0
at FIU	11/27	-	-	-	-	-	-	DNP Coaches Decision-	-	-	-	-	0.0	-	-	-	-	-	-	-	0.0
vs. Temple	11/30	-	-	-	-	-	-	DNP Coaches Decision-	-	-	-	-	0.0	-	-	-	-	-	-	-	0.0
UMass	12/2	-	-	-	-	-	-	DNP Coaches Decision-	-	-	-	-	0.0	-	-	-	-	-	-	-	0.0
Wyoming	12/6	-	-	-	-	-	-	DNP Coaches Decision-	-	-	-	-	0.0	-	-	-	-	-	-	-	0.0
Coastal Carolina	12/9	-	-	-	-	-	-	DNP Coaches Decision-	-	-	-	-	0.0	-	-	-	-	-	-	-	0.0
at Clemson	12/19	-	-	-	-	-	-	DNP Coaches Decision-	-	-	-	-	0.0	-	-	-	-	-	-	-	0.0
Limestone	12/27	-	2	0-1	.000	0-1	.000	0-0	.000	0	0	0	0.0	0	0	0	0	0	0	0	0.0
at Ole Miss	12/31	-	-	-	-	-	-	DNP Coaches Decision-	-	-	-	-	0.0	-	-	-	-	-	-	-	0.0
Missouri	1/3	-	-	-	-	-	-	DNP Coaches Decision-	-	-	-	-	0.0	-	-	-	-	-	-	-	0.0
Vanderbilt	1/6	-	-	-	-	-	-	DNP Coaches Decision-	-	-	-	-	0.0	-	-	-	-	-	-	-	0.0
at Alabama	1/9	-	-	-	-	-	-	DNP Coaches Decision-	-	-	-	-	0.0	-	-	-	-	-	-	-	0.0
at Georgia	1/13	-	-	-	-	-	-	DNP Coaches Decision-	-	-	-	-	0.0	-	-	-	-	-	-	-	0.0
Kentucky	1/16	-	-	-	-	-	-	DNP Coaches Decision-	-	-	-	-	0.0	-	-	-	-	-	-	-	0.0
Tennessee	1/20	-	-	-	-	-	-	DNP Coaches Decision-	-	-	-	-	0.0	-	-	-	-	-	-	-	0.0
at Florida	1/24	-	-	-	-	-	-	DNP Coaches Decision-	-	-	-	-	0.0	-	-	-	-	-	-	-	0.0
Texas Tech	1/27	-	-	-	-	-	-	DNP Coaches Decision-	-	-	-	-	0.0	-	-	-	-	-	-	-	0.0
Miss. State	1/31	-	-	-	-	-	-	DNP Coaches Decision-	-	-	-	-	0.0	-	-	-	-	-	-	-	0.0
at Texas A&M	2/3	-	-	-	-	-	-	DNP Coaches Decision-	-	-	-	-	0.0	-	-	-	-	-	-	-	0.0
at Arkansas	2/6	-	-	-	-	-	-	DNP Coaches Decision-	-	-	-	-	0.0	-	-	-	-	-	-	-	0.0
Florida	2/10	-	-	-	-	-	-	DNP Coaches Decision-	-	-	-	-	0.0	-	-	-	-	-	-	-	0.0
at Tennessee	2/13	-	-	-	-	-	-	DNP Coaches Decision-	-	-	-	-	0.0	-	-	-	-	-	-	-	0.0
Auburn	2/17	-	-	-	-	-	-	DNP Coaches Decision-	-	-	-	-	0.0	-	-	-	-	-	-	-	0.0
Georgia	2/21	-	-	-	-	-	-	DNP Coaches Decision-	-	-	-	-	0.0	-	-	-	-	-	-	-	0.0
at Miss. State	2/24	-	-	-	-	-	-	-	-	-	-	-	-	-	-	-	-	-	-	-	-
LSU	2/28	-	-	-	-	-	-	-	-	-	-	-	-	-	-	-	-	-	-	-	-
at Auburn	3/3	-	-	-	-	-	-	-	-	-	-	-	-	-	-	-	-	-	-	-	-
vs. SEC Tourn.	3/7-11	-	-	-	-	-	-	-	-	-	-	-	-	-	-	-	-	-	-	-	-
vs. NCAA Tourn.	3/15-4/2	-	-	-	-	-	-	-	-	-	-	-	-	-	-	-	-	-	-	-	-

CAREER STATISTICS

Season	GP-GS	Min	Avg	FG	FGA	Pct	3FG	3FGA	Pct	FT	FTA	Pct	Off	Def	Tot	Avg	PF	FO	Ast	TO	Blk	Stl	Pts	Avg
2016-17	5-0	7	1.4	0	1	.000	0	1	.000	0	0	.000	0	0	0	0.0	1	0	0	2	0	0	0	0.0
2017-18	3-0	6	2.0	0	2	.000	0	2	.000	0	0	.000	0	0	0	0.0	0	0	0	0	0	0	0	0.0
Totals	8-0	13	1.7	0	3	.000	0	3	.000	0	0	.000	0	0	0	0.0	1	0	0	2	0	0	0	0.0

(SEC ONLY)

Season	GP-GS	Min	Avg	FG	FGA	Pct	3FG	3FGA	Pct	FT	FTA	Pct	Off	Def	Tot	Avg	PF	FO	Ast	TO	Blk	Stl	Pts	Avg
2017	1-0	1	1.0	0	0	.000	0	0	.000	0	0	.000	0	0	0	0.0	0	0	0	0	0	0	0	0.0



#0 DAVID BEATTY

FRESHMAN | GUARD | 6'2" | 205 | HS

PHILADELPHIA, PA. | IMHOTEP INSTITUTE CHARTER H.S.

SEASON NOTABLES

- > Scored eight points with three rebounds in exhibition vs. Erskine (Oct. 30)
- > Tallied six points, hitting a pair of 3s, with two assists in Gamecock debut at Wofford (Nov. 10)
- > Scored seven points, adding two assists and a steal in home opener win over Western Michigan (Nov. 13)
- > Played 15 minutes off the bench with seven points and two rebounds in loss vs. Illinois State (Nov. 16)
- > Matched season-high with two assists in 16 minutes of action vs. UTEP (Nov. 17)
- > Scored career-high 13 points in loss vs. Temple (Nov. 30, 2017) at Madsion Square Garden, played a career-high 23 minutes off the bench and went 6-for-11 from the floor
- > Season high 16 points, hitting 6-of-11 attempts from the field, including a 3, in home win over Limestone (Dec. 27); also three assists vs. the Saints
- > Played season-high 33 minutes off the bench in loss at Ole Miss (Dec. 31), had solid all-around game scoring nine points with six rebounds (career high), two assists and two steals
- > Had six points and six rebounds (tied career high) in loss vs. Mississippi State (Jan. 31)

SUPERLATIVES

	'17-18 Season	Career
Double-figure scoring	2	2

* led or shared team lead

2017-18 GAME-BY-GAME STATS

Opponent	Date	GS	Min	FG-FGA	Pct	3FG-FGA	Pct	FT-FTA	Pct	Off	Def	Tot	Avg	PF	FO	A	TO	Blk	Stl	Pts	Avg
at Wofford	11/10	-	19	2-6	.333	2-4	.500	0-0	.000	0	0	0	0.0	2	0	2	1	0	0	6	6.0
Western Michigan	11/13	-	21	2-7	.286	1-2	.500	2-2	1.000	0	0	0	0.0	1	0	2	1	0	1	7	6.5
vs. Illinois State	11/16	-	15	2-6	.333	1-2	.500	2-2	1.000	0	2	2	0.6	5	1	0	0	0	0	7	6.7
vs. UTEP	11/17	-	16	1-5	.200	0-3	.000	0-0	.000	0	2	2	1.0	0	0	2	0	0	1	2	5.5
vs. Western Michigan	11/19	-	5	0-1	.000	0-1	.000	0-0	.000	1	0	1	1.0	2	0	1	1	0	0	0	4.0
at FIU	11/27	-	4	0-1	.000	0-1	.000	0-0	.000	0	0	0	0.8	0	0	0	0	0	0	0	3.7
vs. Temple	11/30	-	23	6-11	.545	1-5	.200	0-0	.000	0	0	0	0.7	3	0	2	1	1	1	13	5.0
UMass	12/2	-	6	0-1	.000	0-0	.000	0-0	.000	0	0	0	0.6	1	0	0	0	0	0	0	4.4
Wyoming	12/6	-	7	0-2	.000	0-1	.000	0-0	.000	0	1	1	0.7	2	0	1	1	0	0	0	3.9
Coastal Carolina	12/9	-	-	-	-	-	DNP due to injury	-	-	-	-	-	0.7	-	-	-	-	-	-	-	3.9
at Clemson	12/19	-	14	2-5	.400	0-2	.000	1-2	.500	0	0	0	0.6	1	0	0	0	0	1	5	4.0
Limestone	12/27	-	22	6-11	.545	1-3	.333	3-5	.600	1	1	2	0.7	4	0	3	1	0	0	16	5.1
at Ole Miss	12/31	-	33	4-10	.400	1-4	.250	0-1	.000	0	6	6	1.2	3	0	2	3	0	2	9	5.4
Missouri	1/3	-	18	2-11	.182	1-5	.200	1-2	.500	0	0	0	1.1	2	0	1	0	1	1	6	5.5
Vanderbilt	1/6	-	24	1-7	.143	1-2	.500	0-1	.000	0	0	0	1.0	2	0	1	6	0	2	3	5.3
at Alabama	1/9	-	11	0-3	.000	0-1	.000	2-2	1.000	0	1	1	1.0	1	0	0	1	0	0	2	5.1
at Georgia	1/13	-	4	0-2	.000	0-1	.000	2-2	1.000	0	1	1	1.0	1	0	0	0	0	0	2	4.9
Kentucky	1/16	-	7	0-3	.000	0-2	.000	0-0	.000	1	0	1	1.0	0	0	0	1	0	0	0	4.6
Tennessee	1/20	-	-	-	-	-	DNP Coaches Decision-	-	-	-	-	-	1.0	-	-	-	-	-	-	-	4.6
at Florida	1/24	-	11	0-3	.000	0-1	.000	0-0	.000	0	0	0	0.9	1	0	0	1	0	0	0	4.3
Texas Tech	1/27	-	14	0-5	.000	0-3	.000	2-2	1.000	0	0	0	0.9	1	0	1	0	0	1	2	4.2
Miss. State	1/31	-	23	2-7	.286	1-5	.200	1-1	1.000	3	3	6	1.2	2	0	0	1	0	1	6	4.3
at Texas A&M	2/3	-	9	0-5	.000	0-2	.000	0-0	.000	1	0	1	1.1	1	0	1	1	0	0	0	4.1
at Arkansas	2/6	-	7	0-2	.000	0-1	.000	0-0	.000	0	0	0	1.1	2	0	1	0	0	0	0	3.9
Florida	2/10	-	12	0-3	.000	0-1	.000	0-0	.000	0	0	0	1.0	2	0	0	0	0	0	0	3.7
at Tennessee	2/13	-	1	0-0	.000	0-0	.000	0-0	.000	0	0	0	1.0	1	0	1	0	0	0	0	3.6
Auburn	2/17	-	-	-	-	-	DNP Coaches Decision-	-	-	-	-	-	1.0	-	-	-	-	-	-	-	3.6
Georgia	2/21	-	-	-	-	-	DNP Coaches Decision-	-	-	-	-	-	1.0	-	-	-	-	-	-	-	3.6
at Miss. State	2/24	-	-	-	-	-	-	-	-	-	-	-	-	-	-	-	-	-	-	-	-
LSU	2/28	-	-	-	-	-	-	-	-	-	-	-	-	-	-	-	-	-	-	-	-
at Auburn	3/3	-	-	-	-	-	-	-	-	-	-	-	-	-	-	-	-	-	-	-	-
vs. SEC Tourn.	3/7-11	-	-	-	-	-	-	-	-	-	-	-	-	-	-	-	-	-	-	-	-
vs. NCAA Tourn.	3/15-4/2	-	-	-	-	-	-	-	-	-	-	-	-	-	-	-	-	-	-	-	-

CAREER STATISTICS

Season	GP-GS	Min	Avg	FG	FGA	Pct	3FG	3FGA	Pct	FT	FTA	Pct	Off	Def	Tot	Avg	PF	FO	Ast	TO	Blk	Stl	Pts	Avg
2017-18	24-0	325	13.5	30	117	.256	10	52	.192	16	22	.727	7	17	24	1.0	38	1	21	20	2	11	86	3.6

(SEC ONLY)

Season	GP-GS	Min	Avg	FG	FGA	Pct	3FG	3FGA	Pct	FT	FTA	Pct	Off	Def	Tot	Avg	PF	FO	Ast	TO	Blk	Stl	Pts	Avg
2018	12-0	160	13.3	9	56	.161	4	25	.160	6	9	.667	5	11	16	1.3	16	0	7	14	1	6	28	2.3



#33 JASON CUDD

FRESHMAN | FORWARD | 7'1" | 255 | HS

MYRTLE BEACH, S.C. | SOCASTEE

SEASON NOTABLES

- > Tallied three points with a pair of rebounds and a block in Hoops 4 Hurricane Relief exhibition vs. Virginia Tech (Nov. 5)
- > Saw action in opener at Wofford (Nov. 10)
- > Played two minutes in home-opening victory over MAC favorite Western Michigan (Nov. 13)
- > Scored first collegiate points after sinking a pair of free throws in win over UTEP (Nov. 17), also pulled down three rebounds in six minutes of work
- > Logged nine minutes in win vs. UMass (Dec. 2), posted first collegiate assist in the contest
- > Played eight minutes vs. Limestone (Dec. 27), scoring season high four points with two rebounds
- > Made SEC debut in loss vs. Mizzou (Jan. 3), scored two points in nine minutes of action
- > Saw 15 minutes of action in win vs. Vanderbilt (Jan. 6), had three points, three rebounds and first career block in the victory
- > Played career-high 16 minutes off the bench in loss at Alabama (Jan. 9)
- > Had three points and three rebounds in 14 minutes in loss at Texas A&M (Feb. 3)
- > Sunk three free throws and pulled down four rebounds (both career highs) in loss vs. Florida (Feb. 10)
- > Scored two points, grabbed two rebounds and recorded a block in 14 minutes in loss at No. 18 Tennessee (Feb. 18)
- > Poured in career-high six points in just five minutes of action in win vs. No. 10 Auburn (Feb. 17)
- > Saw seven minutes of action in win vs. Georgia (Feb. 21) and tallied one block

CUDD'S SEASON HIGHS

Points

6, vs. Auburn (Feb. 17, 2018)

Field Goals

2, 2x, vs. Auburn (Feb. 17, 2018)

Field Goal Attempts

3, vs. Limestone (Dec. 27, 2017)

3-Point Field Goals

-

3-Point Field Goal Attempts

-

Free Throws

3, vs. Florida (Feb. 10, 2018)

Free Throw Attempts

6, vs. Florida (Feb. 10, 2018)

Rebounds

4, vs. Florida (Feb. 10, 2018)

Assists

1, 2x, last vs. Vanderbilt (Jan. 6, 2018)

Blocks

1, 3x, vs. Georgia (Feb. 21, 2018)

Steals

-

Minutes

16, last at Alabama (Jan. 9, 2018)

2017-18 GAME-BY-GAME STATS

Opponent	Date	GS	Min	FG-FGA	Pct	3FG-FGA	Pct	FT-FTA	Pct	Off	Def	Tot	Avg	PF	FO	A	TO	Blk	Stl	Pts	Avg
at Wofford	11/10	-	1	0-0	.000	0-0	.000	0-0	.000	0	0	0	0.0	0	0	0	0	0	0	0	0.0
Western Michigan	11/13	-	2	0-0	.000	0-0	.000	0-0	.000	0	0	0	0.0	1	0	0	1	0	0	0	0.0
vs. Illinois State	11/16	-	-	-	-	-	-	-	-	-	-	-	-	-	-	-	-	-	-	-	0.0
vs. UTEP	11/17	-	6	0-1	.000	0-0	.000	2-2	1.000	1	2	3	1.0	3	0	0	0	0	0	2	0.5
vs. Western Michigan	11/19	-	-	-	-	-	-	-	-	-	-	-	1.0	-	-	-	-	-	-	-	0.7
at FIU	11/27	-	-	-	-	-	-	-	-	-	-	-	1.0	-	-	-	-	-	-	-	0.7
vs. Temple	11/30	-	1	0-0	.000	0-0	.000	2-2	1.000	0	1	1	1.0	0	0	0	0	0	0	2	1.0
UMass	12/2	-	9	0-0	.000	0-0	.000	0-0	.000	0	0	0	0.8	0	0	1	1	0	0	0	0.8
Wyoming	12/6	-	1	0-0	.000	0-0	.000	0-0	.000	0	0	0	0.7	0	0	0	0	0	0	0	0.7
Coastal Carolina	12/9	-	-	-	-	-	-	-	-	-	-	-	0.7	-	-	-	-	-	-	-	0.7
at Clemson	12/19	-	-	-	-	-	-	-	-	-	-	-	0.7	-	-	-	-	-	-	-	0.7
Limestone	12/27	-	8	2-3	.667	0-0	.000	0-0	.000	1	1	2	0.9	1	0	0	1	0	0	4	1.1
at Ole Miss	12/31	-	-	-	-	-	-	-	-	-	-	-	0.9	-	-	-	-	-	-	-	1.1
Missouri	1/3	-	9	1-2	.500	0-0	.000	0-0	.000	0	0	0	0.8	1	0	0	0	0	0	2	1.3
Vanderbilt	1/6	-	15	1-2	.500	0-0	.000	1-2	.500	1	2	3	1.0	1	0	1	0	1	0	3	1.4
at Alabama	1/9	-	16	0-2	.000	0-0	.000	1-2	.500	1	1	2	1.7	0	0	0	1	0	0	1	2.0
at Georgia	1/13	-	3	0-0	.000	0-0	.000	0-0	.000	0	0	0	1.0	1	0	0	0	0	0	0	1.3
Kentucky	1/16	-	9	0-1	.000	0-0	.000	0-0	.000	0	0	0	0.9	0	0	0	0	0	0	0	1.2
Tennessee	1/20	-	3	0-0	.000	0-0	.000	0-0	.000	0	0	0	0.8	0	0	0	0	0	0	0	1.1
at Florida	1/24	-	1	0-0	.000	0-0	.000	0-0	.000	0	1	1	0.9	0	0	0	0	0	0	0	1.0
Texas Tech	1/27	-	-	-	-	-	-	-	-	-	-	-	0.9	-	-	-	-	-	-	-	1.0
Miss. State	1/31	-	-	-	-	-	-	-	-	-	-	-	0.9	-	-	-	-	-	-	-	1.0
at Texas A&M	2/3	-	14	1-3	.333	0-0	.000	1-1	1.000	3	0	3	1.0	3	0	1	0	0	0	3	1.1
at Arkansas	2/6	-	7	0-0	.000	0-0	.000	0-0	.000	0	0	0	0.9	0	0	0	0	0	0	0	1.1
Florida	2/10	-	12	0-0	.000	0-0	.000	3-6	.500	0	4	4	1.1	0	0	0	0	0	0	3	1.2
at Tennessee	2/13	-	14	1-4	.250	0-0	.000	0-0	.000	1	1	2	1.4	1	0	0	1	1	0	2	1.3
Auburn	2/17	-	5	2-2	1.000	0-0	.000	2-2	1.000	1	0	1	1.2	4	0	0	0	0	0	6	1.5
Georgia	2/21	-	7	0-1	.000	0-0	.000	0-0	.000	0	0	0	1.1	1	0	0	0	1	0	0	1.4
at Miss. State	2/24																				
LSU	2/28																				
at Auburn	3/3																				
vs. SEC Tourn.	3/7-11																				
vs. NCAA Tourn.	3/15-4/2																				

CAREER STATISTICS

Season	GP-GS	Min	Avg	FG	FGA	Pct	3FG	3FGA	Pct	FT	FTA	Pct	Off	Def	Tot	Avg	PF	FO	Ast	TO	Blk	Stl	Pts	Avg
2017-18	20-0	143	7.2	8	21	.381	0	0	.000	12	17	.706	9	13	22	1.1	17	0	3	5	3	0	28	1.4

(SEC ONLY)

Season	GP-GS	Min	Avg	FG	FGA	Pct	3FG	3FGA	Pct	FT	FTA	Pct	Off	Def	Tot	Avg	PF	FO	Ast	TO	Blk	Stl	Pts	Avg
2018	13-0	115	8.8	6	17	.353	0	0	.000	8	13	.615	7	9	16	1.2	12	0	2	2	3	0	20	1.5



#14 IBRAHIM FAMOUKE DOUMBIA

FRESHMAN | FORWARD | 6'6" | 205 | HS

BAMAKO, MALI | MIAMI COUNTRY DAY SCHOOL

SEASON NOTABLES

- > Tallied four points and collected four rebounds with a block in exhibition vs. Erskine (Oct. 30), before adding two points with an assist in Hoops 4 Hurricane Relif exhibition vs. Virginia Tech (Nov. 5)
- > Saw action in opener at Wofford (Nov. 10), pulling down two rebounds in just two minutes
- > Played two minutes in team's home-opening victory over Western Michigan (Nov. 13)
- > Scored two points (first collegiate basket) in five minutes of action in loss vs. Illinois State (Nov. 16)
- > Saw action vs. Limestone (Dec. 27), pulling down a season high five rebounds in eight minutes of action
- > Made SEC debut in loss vs. Mizzou (Jan. 3), recorded two points and a rebound in six minutes
- > Scored one point in four minutes of action in win over No. 18 Kentucky (Jan. 16)
- > Played five minutes and recorded first career steal in loss at Texas A&M (Feb. 3)
- > Tallied three points and a rebound in five minutes of work in loss at No. 18 Tennessee (Feb. 13)

FAMOUKE DOUMBIA'S SEASON HIGHS

Points

3, at Tennessee (Feb. 13, 2018)

Field Goals

1, 3x, last at Tennessee (Feb. 13, 2018)

Field Goal Attempts

4, 2x, last vs. Mizzou (Jan. 3, 2018)

3-Point Field Goals

-

3-Point Field Goal Attempts

1, vs. Mizzou (Jan. 3, 2018)

Free Throws

1, at Tennessee (Feb. 13, 2018)

Free Throw Attempts

2, at Tennessee (Feb. 13, 2018)

Rebounds

5, vs. Limestone (Dec. 27, 2017)

Assists

-

Blocks

-

Steals

1, at Texas A&M (Feb. 3, 2018)

Minutes

8, vs. Limestone (Dec. 27, 2017)

2017-18 GAME-BY-GAME STATS

Opponent	Date	GS	Min	FG-FGA	Pct	3FG-FGA	Pct	FT-FTA	Pct	Off	Def	Tot	Avg	PF	FO	A	TO	Blk	Stl	Pts	Avg
at Wofford	11/10	-	2	0-1	.000	0-0	.000	0-0	.000	0	2	2	2.0	0	0	0	0	0	0	0	0.0
Western Michigan	11/13	-	2	0-0	.000	0-0	.000	0-0	.000	0	0	0	1.0	0	0	0	0	0	0	0	0.0
vs. Illinois State	11/16	-	5	1-1	1.000	0-0	.000	0-0	.000	0	0	0	0.7	2	0	0	0	0	0	2	0.7
vs. UTEP	11/17	-	3	0-0	.000	0-0	.000	0-0	.000	0	0	0	0.5	1	0	0	0	0	0	0	0.5
vs. Western Michigan	11/19	-	-	-	-	-	DNP	Coaches Decision-	-	-	-	-	0.5	-	-	-	-	-	-	-	0.5
at FIU	11/27	-	1	0-0	.000	0-0	.000	0-0	.000	0	0	0	0.4	0	0	0	0	0	0	0	0.4
vs. Temple	11/30	-	-	-	-	-	DNP	Coaches Decision-	-	-	-	-	0.4	-	-	-	-	-	-	-	0.4
UMass	12/2	-	-	-	-	-	DNP	Coaches Decision-	-	-	-	-	0.4	-	-	-	-	-	-	-	0.4
Wyoming	12/6	-	1	0-0	.000	0-0	.000	0-0	.000	0	1	1	0.5	0	0	0	0	0	0	0	0.3
Coastal Carolina	12/9	-	-	-	-	-	DNP	Coaches Decision-	-	-	-	-	0.5	-	-	-	-	-	-	-	0.3
at Clemson	12/19	-	-	-	-	-	DNP	Coaches Decision-	-	-	-	-	0.5	-	-	-	-	-	-	-	0.3
Limestone	12/27	-	8	0-4	.000	0-1	.000	0-0	.000	1	4	5	1.1	3	0	0	0	0	0	0	0.3
at Ole Miss	12/31	-	-	-	-	-	DNP	Coaches Decision-	-	-	-	-	1.1	-	-	-	-	-	-	-	0.3
Missouri	1/3	-	6	1-4	.250	0-1	.000	0-0	.000	1	0	1	1.1	1	0	0	0	0	0	0	0.5
Vanderbilt	1/6	-	-	-	-	-	DNP	Coaches Decision-	-	-	-	-	1.1	-	-	-	-	-	-	-	0.5
at Alabama	1/9	-	1	0-0	.000	0-0	.000	0-0	.000	0	0	0	1.0	0	0	0	0	0	0	0	0.4
at Georgia	1/13	-	-	-	-	-	DNP	Coaches Decision-	-	-	-	-	1.0	-	-	-	-	-	-	-	0.4
Kentucky	1/16	-	4	0-0	.000	0-0	.000	1-2	.500	0	0	0	0.9	1	0	0	0	0	0	1	0.5
Tennessee	1/20	-	-	-	-	-	DNP	Coaches Decision-	-	-	-	-	0.9	-	-	-	-	-	-	-	0.5
at Florida	1/24	-	-	-	-	-	DNP	Coaches Decision-	-	-	-	-	0.9	-	-	-	-	-	-	-	0.5
Texas Tech	1/27	-	-	-	-	-	DNP	Coaches Decision-	-	-	-	-	0.9	-	-	-	-	-	-	-	0.5
Miss. State	1/31	-	-	-	-	-	DNP	Coaches Decision-	-	-	-	-	0.9	-	-	-	-	-	-	-	0.5
at Texas A&M	2/3	-	5	0-2	.000	0-1	.000	0-0	.000	0	0	0	0.8	1	0	0	0	0	1	0	0.5
at Arkansas	2/6	-	-	-	-	-	DNP	Coaches Decision-	-	-	-	-	0.8	-	-	-	-	-	-	-	0.5
Florida	2/10	-	-	-	-	-	DNP	Coaches Decision-	-	-	-	-	0.8	-	-	-	-	-	-	-	0.5
at Tennessee	2/13	-	5	1-1	1.000	0-0	.000	1-2	.500	0	1	1	0.8	1	0	0	0	0	0	3	0.7
Auburn	2/17	-	-	-	-	-	DNP	Coaches Decision-	-	-	-	-	0.8	-	-	-	-	-	-	-	0.7
Georgia	2/21	-	-	-	-	-	DNP	Coaches Decision-	-	-	-	-	0.8	-	-	-	-	-	-	-	0.7
at Miss. State	2/24	-	-	-	-	-	-	-	-	-	-	-	-	-	-	-	-	-	-	-	-
LSU	2/28	-	-	-	-	-	-	-	-	-	-	-	-	-	-	-	-	-	-	-	-
at Auburn	3/3	-	-	-	-	-	-	-	-	-	-	-	-	-	-	-	-	-	-	-	-
vs. SEC Tourn.	3/7-11	-	-	-	-	-	-	-	-	-	-	-	-	-	-	-	-	-	-	-	-
vs. NCAA Tourn.	3/15-4/2	-	-	-	-	-	-	-	-	-	-	-	-	-	-	-	-	-	-	-	-

CAREER STATISTICS

Season	GP-GS	Min	Avg	FG	FGA	Pct	3FG	3FGA	Pct	FT	FTA	Pct	Off	Def	Tot	Avg	PF	FO	Ast	TO	Blk	Stl	Pts	Avg
2017-18	12-0	43	3.6	3	13	.231	0	3	.000	2	4	.500	2	8	10	0.8	10	0	0	0	0	1	8	0.7

(SEC ONLY)

Season	GP-GS	Min	Avg	FG	FGA	Pct	3FG	3FGA	Pct	FT	FTA	Pct	Off	Def	Tot	Avg	PF	FO	Ast	TO	Blk	Stl	Pts	Avg
2018	5-0	21	4.2	2	7	.286	0	2	.000	2	4	.500	1	1	2	0.4	4	0	0	0	0	1	6	1.2



#13 FELIPE HAASE

FRESHMAN | FORWARD | 6'9" | 249 | HS

OSORNO, CHILE | MIAMI (FLA.) CHRISTIAN SCHOOL

SEASON NOTABLES

- > Finished with seven points, nine rebounds and a team-high three assists in win over Western Michigan (Nov. 13)
- > Played career-high 29 minutes in loss vs. Illinois State (Nov. 16), scoring five points with four rebounds, also had an assist and his first collegiate steal and block
- > Had seven points, seven rebounds and a steal in 24 minutes of action in victory over UTEP (Nov. 17)
- > Dropped 10 points with five rebounds, an assist and a steal in 26 minutes in win vs. Western Michigan (Nov. 19) in final game of the Puerto Rico Tip-Off, went 2-for-4 from behind the arc
- > Recorded first career double-double with 11 points and 10 rebounds in win vs. UMass (Dec. 2)
- > Went 7-for-12 from the field en route to scoring new career-high 17 points vs. Wyoming (Dec. 6), was just shy of notching double-double as he finished with nine rebounds, hit season-high three 3s and tied for team lead with three assists in 22 minutes of action
- > Pulled down a team high eight rebounds, adding five points, an assist and a steal in home win over Limestone (Dec. 27)
- > Saw 24 minutes of action off the bench in first career SEC game, a loss at Ole Miss (Dec. 31), scored nine points and pulled down six rebounds
- > Had career-high four assists in win vs. No. 18 Kentucky (Jan. 16)
- > Scored five points in road win at No. 20 Florida (Jan. 24)
- > Had 11 points in loss vs. No. 14 Texas Tech (Jan. 27), played just 11 minutes but went 4-for-5 from the field
- > Scored five points, had six rebounds and dished out two assists in win vs. No. 10 Auburn (Feb. 17)
- > Poured in 12 points off the bench in win vs. Georgia (Feb. 21), marking a season-high in SEC play, hit two 3s and had six rebounds

SUPERLATIVES

	'17-18 Season	Career
Double-figure scoring	6	6

* led or shared team lead

2017-18 GAME-BY-GAME STATS

Opponent	Date	GS	Min	FG-FGA	Pct	3FG-FGA	Pct	FT-FTA	Pct	Off	Def	Tot	Avg	PF	FO	A	TO	Blk	Stl	Pts	Avg
at Wofford	11/10	-	23	4-6	.667	2-3	.667	0-1	.000	1	4	5	5.0	2	0	0	0	0	0	10	10.0
Western Michigan	11/13	-	25	1-3	.333	1-3	.333	4-6	.667	2	7	9	7.0	2	0	3	2	0	0	7	8.5
vs. Illinois State	11/16	-	29	2-6	.333	1-1	1.000	0-0	.000	0	4	4	6.0	2	0	1	0	1	1	5	7.3
vs. UTEP	11/17	-	24	3-7	.429	1-3	.333	0-0	.000	2	5	7	6.3	2	0	0	0	0	1	7	7.3
vs. Western Michigan	11/19	-	26	3-5	.600	2-4	.500	2-2	1.000	1	4	5	6.0	3	0	1	2	0	1	10	7.8
at FIU	11/27	-	9	2-5	.400	0-1	.000	0-0	.000	0	1	1	5.2	2	0	0	5	0	0	4	7.2
vs. Temple	11/30	-	18	0-2	.000	0-2	.000	1-2	.500	0	1	1	4.6	0	0	0	2	0	2	1	6.3
UMass	12/2	-	29	4-9	.444	0-2	.000	3-4	.750	1	9	10	5.3	1	0	0	2	1	2	11	6.9
Wyoming	12/6	-	22	7-12	.583	3-7	.429	0-0	.000	2	7	9	5.7	0	0	3	1	0	0	17	8.0
Coastal Carolina	12/9	-	14	3-4	.750	0-1	.000	1-1	1.000	1	4	5	5.6	0	0	0	2	0	0	7	7.9
at Clemson	12/19	-	22	1-5	.200	0-3	.000	0-0	.000	0	2	2	5.3	0	0	0	1	0	0	2	7.4
Limestone	12/27	-	20	2-5	.400	1-3	.333	0-0	.000	2	6	8	5.5	2	0	1	2	0	1	5	7.2
at Ole Miss	12/31	-	24	3-7	.429	1-3	.333	2-3	.666	1	5	6	5.5	1	0	1	1	0	0	9	7.3
Missouri	1/3	-	16	2-2	1.000	2-2	1.000	0-0	.000	0	2	2	5.3	3	0	0	1	1	0	6	7.2
Vanderbilt	1/6	-	16	1-8	.125	1-6	.167	0-0	.000	2	4	6	5.3	1	0	2	0	1	0	3	6.9
at Alabama	1/9	-	16	0-4	.000	0-2	.000	0-0	.000	1	0	1	5.1	1	0	1	1	0	0	0	6.5
at Georgia	1/13	-	20	1-8	.125	0-6	.000	0-0	.000	1	3	4	5.0	3	0	0	0	0	0	2	6.2
Kentucky	1/16	-	12	1-3	.333	0-1	.000	0-0	.000	0	2	2	4.8	5	1	4	1	0	0	2	6.0
Tennessee	1/20	-	20	0-3	.000	0-2	.000	0-0	.000	0	1	1	4.6	2	0	0	0	0	1	0	5.7
at Florida	1/24	-	25	1-4	.250	0-2	.000	3-4	.750	0	3	3	4.6	1	0	2	0	0	1	5	5.7
Texas Tech	1/27	-	11	4-5	.800	1-2	.500	2-2	1.000	1	1	2	4.4	2	0	1	0	0	0	11	5.9
Miss. State	1/31	-	23	2-8	.250	1-5	.200	0-0	.000	1	1	2	4.3	1	0	1	1	0	1	5	5.9
at Texas A&M	2/3	-	13	1-3	.333	1-3	.333	2-2	1.000	1	2	3	4.3	1	0	1	1	0	1	5	5.8
at Arkansas	2/6	-	25	4-8	.500	1-4	.250	0-0	.000	0	1	1	4.1	3	0	1	3	0	1	9	6.0
Florida	2/10	-	11	1-3	.333	0-0	.000	0-0	.000	1	0	1	4.0	2	0	0	0	0	0	2	5.8
at Tennessee	2/13	-	11	2-5	.400	0-2	.000	0-0	.000	0	0	0	3.8	3	0	0	1	0	0	4	5.7
Auburn	2/17	-	18	1-4	.250	0-3	.000	3-4	.750	3	3	6	3.9	3	0	2	0	1	0	5	5.7
Georgia	2/21	-	27	5-11	.455	2-6	.333	0-0	.000	2	4	6	4.0	4	0	0	2	0	1	12	5.9
at Miss. State	2/24																				
LSU	2/28																				
at Auburn	3/3																				
vs. SEC Tourn.	3/7-11																				
vs. NCAA Tourn.	3/15-4/2																				

CAREER STATISTICS

Season	GP-GS	Min	Avg	FG	FGA	Pct	3FG	3FGA	Pct	FT	FTA	Pct	Off	Def	Tot	Avg	PF	FO	Ast	TO	Blk	Stl	Pts	Avg
2017-18	28-0	549	19.6	61	155	.394	21	82	.256	23	31	.742	26	86	112	4.0	51	1	25	31	5	14	166	5.9
(SEC ONLY)																								
Season	GP-GS	Min	Avg	FG	FGA	Pct	3FG	3FGA	Pct	FT	FTA	Pct	Off	Def	Tot	Avg	PF	FO	Ast	TO	Blk	Stl	Pts	Avg
2018	15-0	277	18.5	25	81	.309	9	47	.191	10	13	.769	13	31	44	2.9	33	1	15	12	3	6	69	4.6



#10 JUSTIN MINAYA

FRESHMAN | FORWARD | 6'5" | 210 | HS

HARRINGTON PARK, N.J. | NORTHERN VALLEY AT OLD TAPPAN

SEASON NOTABLES

- > Scored career-high 14 points on 4-of-7 shooting in victory over UTEP (Nov. 17), knocked down season-high three triples and had three assists and a steal in 28 minutes
- > Had nine points, three rebounds, two blocks and a steal in win over Western Michigan (Nov. 19) in the final game of the Puerto Rico Tip-Off, played 30-plus minutes for the first time in his career
- > Led team in minutes (36) and scored 13 points in road victory at FIU (Nov. 27), went 3-for-6 from behind the arc and had four rebounds, two assists and a steal
- > Dropped 11 points with seven rebounds and a pair of steals in loss vs. Temple (Nov. 30) at Madison Square Garden
- > Had breakout game, leading the team with a new career-high 17 points in win vs. UMass (Dec. 2), played team-high 33 minutes and also had four rebounds
- > Finished with 11 points in win vs. Wyoming (Dec. 6) for fourth-straight game in double figures
- > Recorded 13 points, his fifth consecutive game in double-figures, in win vs. Coastal Carolina (Dec. 9)
- > Played season-low 14 minutes in SEC debut due to foul trouble in loss at Ole Miss (Dec. 32), scored four points and had four rebounds and four assists in limited action
- > Went 4-for-7 from 3-point land and dropped 16 points in loss vs. No. 21 Tennessee (Jan. 20), also had five rebounds and played a career-high 37 minutes
- > Had 11 points and five rebounds in loss to No. 14 Texas Tech (Jan. 28)
- > Scored 16 points and had seven rebounds in loss at Texas A&M (Feb. 3)
- > Posted eight points in 23 minutes in win vs. No. 10 Auburn (Feb. 17)
- > Swiped career-high three steals in win vs. Georgia (Feb. 21)

SUPERLATIVES

	'17-18 Season	Career
Double-figure scoring	10	10
Team high scoring*	3	3
Team high assists*	5	5

* led or shared team lead

2017-18 GAME-BY-GAME STATS

Opponent	Date	GS	Min	FG-FGA	Pct	3FG-FGA	Pct	FT-FTA	Pct	Off	Def	Tot	Avg	PF	FO	A	TO	Blk	Stl	Pts	Avg
at Wofford	11/10	*	24	2-5	.400	1-2	.500	1-1	1.000	2	2	4	4.0	1	0	2	2	1	0	6	6.0
Western Michigan	11/13	*	22	2-8	.250	0-4	.000	1-3	.333	2	3	5	4.5	3	0	2	0	0	0	5	5.5
vs. Illinois State	11/16	*	24	2-9	.222	1-5	.200	4-6	.667	3	5	8	5.7	4	0	1	1	0	0	9	6.7
vs. UTEP	11/17	*	28	4-7	.571	3-5	.600	3-4	.750	2	1	3	5.0	1	0	3	3	0	1	14	8.5
vs. Western Michigan	11/19	*	33	4-9	.444	1-4	.250	0-0	.000	1	2	3	4.6	1	0	0	2	2	1	9	8.6
at FIU	11/27	*	36	5-11	.455	3-6	.500	0-0	.000	1	3	4	4.5	3	0	2	1	0	1	13	9.3
vs. Temple	11/30	*	28	3-7	.429	1-3	.333	4-4	1.000	1	6	7	4.9	0	0	0	2	0	2	11	9.6
UMass	12/2	*	33	6-11	.545	1-4	.250	4-6	.667	1	3	4	4.8	1	0	1	2	0	0	17	10.5
Wyoming	12/6	*	23	4-8	.500	2-3	.667	1-2	.500	1	2	3	4.6	4	0	0	2	1	2	11	10.6
Coastal Carolina	12/9	*	33	4-9	.444	3-7	.429	2-2	1.000	2	2	4	4.5	2	0	1	4	0	1	13	10.8
at Clemson	12/19	*	29	0-6	.000	0-1	.000	0-0	.000	3	2	5	4.5	1	0	1	2	0	0	0	9.8
Limestone	12/27	*	16	1-6	.167	1-1	1.000	1-2	.500	1	3	4	4.5	1	0	1	0	0	1	4	9.3
at Ole Miss	12/31	*	14	2-3	.666	0-1	.000	0-0	.000	1	3	4	4.5	4	0	3	1	1	0	4	8.9
Missouri	1/3	*	30	3-7	.429	1-2	.500	1-3	.333	2	2	4	4.4	2	0	2	2	0	0	8	8.9
Vanderbilt	1/6	*	31	2-7	.286	1-3	.333	1-3	.333	2	3	5	4.5	3	0	1	0	1	1	6	8.7
at Alabama	1/9	*	29	3-7	.429	1-2	.500	0-0	.000	2	3	5	4.5	2	0	2	0	0	1	7	8.6
at Georgia	1/13	*	14	1-4	.250	0-1	.000	0-0	.000	2	2	4	4.5	3	0	2	0	0	0	2	8.2
Kentucky	1/16	*	16	1-8	.125	1-4	.250	1-2	.500	0	2	2	4.3	3	0	0	0	0	0	4	7.9
Tennessee	1/20	*	16	4-12	.250	4-7	.571	4-4	1.000	3	2	5	4.4	0	0	0	2	0	1	16	8.4
at Florida	1/24	*	23	2-5	.400	2-3	.667	0-0	.000	1	0	1	4.2	1	0	2	2	0	0	6	8.3
Texas Tech	1/27	*	28	5-11	.454	0-3	.000	1-1	1.000	4	1	5	4.2	4	0	2	0	0	0	11	8.4
Miss. State	1/31	-	-	-	-	-	-	-	-	-	-	-	4.2	-	-	-	-	-	-	-	8.4
at Texas A&M	2/3	-	32	5-11	.454	1-4	.250	5-5	1.000	6	1	7	4.4	0	0	1	2	0	0	16	8.7
at Arkansas	2/6	*	36	5-10	.500	1-3	.333	0-0	.000	1	3	4	4.3	5	1	4	1	1	0	11	8.8
Florida	2/10	*	22	1-3	.333	0-1	.000	0-0	.000	0	1	1	4.2	0	0	2	0	0	1	2	8.5
at Tennessee	2/13	*	34	2-6	.333	2-5	.400	0-0	.000	1	6	7	4.3	2	0	2	4	0	2	6	8.4
Auburn	2/17	*	23	4-7	.571	0-3	.000	0-0	.000	1	1	2	4.2	3	0	1	1	0	0	8	8.4
Georgia	2/21	*	27	0-7	.000	0-4	.000	0-0	.000	2	3	5	4.3	0	0	2	0	0	3	0	8.1
at Miss. State	2/24																				
LSU	2/28																				
at Auburn	3/3																				
vs. SEC Tour.	3/7-11																				
vs. NCAA Tour.	3/15-4/2																				

CAREER STATISTICS

Season	GP-GS	Min	Avg	FG	FGA	Pct	3FG	3FGA	Pct	FT	FTA	Pct	Off	Def	Tot	Avg	PF	FO	Ast	TO	Blk	Stl	Pts	Avg
2017-18	27-26	725	26.9	77	204	.377	31	91	.341	34	48	.708	48	67	115	4.3	53	1	40	36	7	18	219	8.1

(SEC ONLY)

Season	GP-GS	Min	Avg	FG	FGA	Pct	3FG	3FGA	Pct	FT	FTA	Pct	Off	Def	Tot	Avg	PF	FO	Ast	TO	Blk	Stl	Pts	Avg
2018	14-13	368	26.3	35	97	.361	14	43	.326	12	17	.706	24	32	56	4.0	28	1	24	15	3	9	96	6.9

THE LAST TIME IN SOUTH CAROLINA BASKETBALL

AN INDIVIDUAL ...

Scored 20 or more points:	South Carolina: Frank Booker (25), vs. Mississippi State, Jan. 31, 2018, in Columbia, S.C. Opponent: Grant Williams (22), Tennessee, Feb. 13, 2018, in Knoxville, Tenn.
Scored 30 or more points:	South Carolina: Sindarius Thornwell (44), vs. Alabama, Feb. 7, 2017, in Columbia, S.C. Opponent: Keenan Evans (31), Texas Tech, Jan. 27, 2018, in Columbia, S.C.
Scored 35 or more points:	South Carolina: Sindarius Thornwell (44) vs. Alabama, Feb. 7, 2017, in Columbia, S.C. Opponent: Kevin Punter (36), Tennessee, Jan. 23, 2016 in Knoxville, Tenn.
Scored 40 or more points:	South Carolina: Sindarius Thornwell (44), vs. Alabama, Feb. 7, 2017, in Columbia, S.C. Opponent: Austin Carr (43), Notre Dame, Dec. 30, 1969 in New Orleans, La.
Collected 20 or more rebounds:	South Carolina: Sindarius Thornwell (21), vs. Alabama, Feb. 7, 2017, in Columbia, S.C. Opponent: Ekpe Udoh (20), Baylor , Jan. 2, 2010 in Columbia, S.C.
Collected 15 or more rebounds:	South Carolina: Sindarius Thornwell (21), vs. Alabama, Feb. 7, 2017, in Columbia, S.C. Opponent: Amile Jefferson (15), Duke, March 19, 2017, in Greenville, S.C.
Made 12 or more field goals:	South Carolina: Laimonas Chatkevicius (15), vs. High Point, March 15, 2016, in Columbia, S.C. Opponent: Michael Frazier II (12), Florida, March 4, 2014 in Columbia, S.C.
Made 10 or more field goals:	South Carolina: Chris Silva (10), at FIU, Nov. 27, 2017, in Miami Opponent: Luwane Pipkins (10), UMass, Dec. 2, 2017, in Columbia, S.C.
Attempted 20 or more field goals:	South Carolina: Sindarius Thornwell (25) & PJ Dozier (24), vs. Alabama, Feb. 7, 2017, in Columbia, S.C. Opponent: Luwane Pipkins (20), UMass, Dec. 2, 2017, in Columbia, S.C.
Attempted 25 or more field goals:	South Carolina: Sindarius Thornwell, 25, vs. Alabama, Feb. 7, 2017 in Columbia, S.C. Opponent: Kemmy Burgess (Alaska-Anchorage), 26, Nov. 24, 2005 in Anchorage, Alaska
Dished 10 or more assists:	South Carolina: Devan Downey, 11, vs. LSU, March 13, 2008 in Atlanta, Ga. Opponent: 11, Jabril Durham, Arkansas, March 5, 2016 in Fayetteville, Ark.
Swiped 5 or more steals:	South Carolina: Sindarius Thornwell, 5, vs. Texas A&M, Jan. 7, 2017 in Columbia, S.C. Opponent: 6, Thomas Wilder, Western Michigan, Nov. 13, 2017 in Columbia, S.C.
Blocked 5 or more shots:	South Carolina: Chris Silva (5), vs. FIU, Dec. 4, 2016 in Columbia, S.C. Opponent: Robert Williams (5), Texas A&M, Feb. 3, 2018, in College Station, Texas
Made 5 or more 3-point field goals:	South Carolina: Frank Booker (5), vs. Mississippi State, Jan. 31, 2018, in Columbia, S.C. Opponent: Jaylen Barford (5), Arkansas, Feb. 6, 2018, in Fayetteville, Ark.
Attempted 8 or more 3-point field goals:	South Carolina: Frank Booker (9), vs. Georgia, Feb. 21, 2018, in Columbia, S.C. Opponent: Bryce Brown (10), Auburn, Feb. 17, 2018, in Columbia, S.C.
Made 10 or more free throws:	South Carolina: Frank Booker (10), at Tennessee, Feb. 13, 2018, in Knoxville, Tenn. Opponent: Mustapha Heron (10), Auburn, Feb. 17, 2018, in Columbia, S.C.
Attempted 15 or more free throws:	South Carolina: Sindarius Thornwell (16), at Ole Miss, March 4, 2017, in Oxford, Miss. Opponent: Milik Yarbrough (18), Illinois State, Nov. 16, 2017, in Myrtle Beach, S.C.
Played all 40 minutes of regulation:	South Carolina: Duane Notice, vs. Texas A&M, Feb. 21, 2015 in Columbia, S.C. Opponent: Kenny Hairston, Limestone, Dec. 27, 2017, in Columbia, S.C.
A player hit a last-second shot (within 3 seconds) to win a game:	South Carolina: PJ Dozier (Buzzer Beater), vs. Monmouth, Nov. 15, 2016, in Columbia, S.C. Opponent: JJ Frazier (Free Throws), Georgia, March 11, 2016 in Nashville, Tenn.
A player had a double-double:	South Carolina: Chris Silva (14 points, 11 rebounds), vs. Auburn, Feb. 17, 2018, in Columbia, S.C. Opponent: Yante Maten (13 points, 10 rebounds), Georgia, Feb. 21, 2018, in Columbia, S.C.
Two or more players had a double-double:	South Carolina: Michael Carrera (11 points, 10 rebounds), Sindarius Thornwell (18 points, 11 rebounds), at Georgia, Feb. 2, 2016, in Athens, Ga. Opponent: Sebastain Saiz (21 points, 15 rebounds), Justas Furmanavicius (12 points, 10 rebounds), Ole Miss, March 4, 2017, in Oxford, Miss.
A player had a triple-double:	South Carolina: Sam Muldrow (16 points, 14 rebounds, 10 blocks) vs. Vanderbilt, Jan. 8, 2011 in Columbia, S.C. *** Only second triple-double in South Carolina history (Chuck Eidson (25 points, 10 rebounds, 10 assists) vs. SC State, Nov. 29, 2002 in Columbia, S.C. Opponent: Daniel Hackett (Southern California - 22 points, 10 rebounds, 10 assists), Nov. 17, 2007 in Columbia, S.C.
Scored 30 or more points in back-to-back games:	South Carolina: Devan Downey, 30 vs. Kentucky, Jan. 26, 2010 in Columbia, S.C. 33 vs. Georgia, Jan. 30, 2010, in Columbia, S.C.
Scored 25 or more points in back-to-back games:	South Carolina: Sindarius Thornwell, 28 at Mississippi State, Feb. 11, 2017, in Starkville, Miss. 27 vs. Arkansas, Feb. 15, 2017 in Columbia, S.C.

A TEAM ...

Scored 100 or more points:	South Carolina: 103 vs. The Citadel, Nov. 12, 2007 in Columbia, S.C. Opponent: 107, Vanderbilt, Feb. 17, 1996 in Nashville, Tenn.
Scored 50 points or less:	South Carolina: 41, vs. Florida, Feb. 10, 2018, in Columbia, S.C. Opponent: 45, Limestone, Dec. 27, 2017, in Columbia, S.C.
Scored 50 points in a half:	South Carolina: 50 (1st half), vs. UTER, Nov. 17, 2017, in Myrtle Beach, S.C. Opponent: 50 (2nd half), Auburn, Feb. 17, 2018, in Columbia, S.C.
Failed to score 25 points in a half:	South Carolina: 24 (2nd half), vs. Georgia, Feb. 21, 2018, in Columbia, S.C. Opponent: 24 (2nd half), Florida, Feb. 10, 2018, in Columbia, S.C.

Collected 50 or more rebounds:	South Carolina: 52, vs. Limestone, Dec. 27, 2017, in Columbia, S.C. Opponent: 62, Alabama, Feb. 7, 2017, in Columbia, S.C.
Shot 60% or better from the field:	South Carolina: 60.0% (39-65), vs. High Point, March 15, 2016, in Columbia, S.C. Opponent: 69.6% (32-46) Missouri, Feb. 28, 2013, in Columbia, S.C.
Shot 50% or better from the field:	South Carolina: 50.9% (28-55), vs. UMass, Dec. 2, 2017, in Columbia, S.C. Opponent: 52.7% (29-55), Texas A&M, Feb. 3, 2018, in College Station, Texas
Shot less than 30% from the field:	South Carolina: 27.8% (15-54), vs. Florida, Feb. 10, 2018, in Columbia, S.C. Opponent: 25.0% (13-52), Limestone, Dec. 27, 2017, in Columbia, S.C.
Shot 50% or better from 3-point range (at least 10 attempts):	South Carolina: 52.4% (11-21), vs. Florida, Jan. 24, 2018, in Columbia, S.C. Opponent: 58.3% (14-24), Missouri, Jan. 3, 2018, in Columbia, S.C.
Shot 20% or less from 3-point range (at least 10 attempts):	South Carolina: 15.4% (2-13), vs. Florida, Feb. 10, 2018, in Columbia, S.C. Opponent: 18.5% (5-27), Auburn, Feb. 17, 2018, in Columbia, S.C.
Dished 20 or more assists:	South Carolina: 22, at FIU, Nov. 27, 2017, in Miami. Opponent: 20, Mississippi State, Feb. 27, 2016, in Starkville, Miss.
Made 35 or more shots:	South Carolina: 35, vs. Marquette, March 17, 2017, in Greenville, S.C. Opponent: 35, vs. Tennessee, March 5, 2009, in Columbia, S.C.
Attempted 80 or more shots:	South Carolina: 88 vs. Alabama, Feb. 7, 2017, in Columbia, S.C. Opponent: 83, LSU, Feb. 10, 1996, in Columbia, S.C.
Attempted 70 or more shots:	South Carolina: 70, vs. Texas A&M, Jan. 7, 2017, in Columbia, S.C. Opponent: 71, Alabama, Feb. 7, 2017, in Columbia, S.C.
Made 10 or more 3-pointers:	South Carolina: 13, vs. Georgia, Feb. 21, 2018, in Columbia, S.C. Opponent: 14, Missouri, Jan. 3, 2018, in Columbia, S.C.
Did not make a 3-pointer:	South Carolina: vs. Milwaukee, Nov. 11, 2012, in Columbia, S.C. Opponent: Florida, Jan. 18, 2017, in Columbia, S.C.
Attempted 30 or more 3-pointers:	South Carolina: 31, vs. Georgia, Feb. 21, 2018, in Columbia, S.C. Opponent: 30, High Point, March 15, 2016, in Columbia, S.C.
Attempted 25 or more 3-pointers:	South Carolina: 31, vs. Georgia, Feb. 21, 2018, in Columbia, S.C. Opponent: 27, Auburn, Feb. 17, 2018, in Columbia, S.C.
Made 30 or more free throws:	South Carolina: 35, vs. Alabama, Feb. 7, 2017, in Columbia, S.C. Opponent: 30, Auburn, Feb. 17, 2018, in Columbia, S.C.
Attempted 40 or more free throws:	South Carolina: 50, vs. Alabama, Feb. 7, 2017, in Columbia, S.C. Opponent: 42, Kentucky, March 1, 2014, in Columbia, S.C.
Swiped 15 or more steals:	South Carolina: 15 vs. Vanderbilt, Jan. 16, 2010, in Columbia, S.C. Opponent: 15, Monmouth, Nov. 15, 2016, in Columbia, S.C.
Blocked 12 or more shots:	South Carolina: 12, vs. Vanderbilt, Jan. 8, 2011, in Columbia, S.C. Opponent: 12, Mississippi State, Jan. 26, 2016, in Columbia, S.C.
Blocked 8 or more shots:	South Carolina: 8, at Georgia, Jan. 4, 2017, in Athens, Ga. Opponent: 10, Florida, Feb. 10, 2018, in Columbia, S.C.
Won by 30 or more points:	South Carolina: 42, vs. SC State, Nov. 18, 2016, in Columbia, S.C. Opponent: 34, Kentucky, Feb. 14, 2015, in Lexington, Ky.
Won by 20 or more points:	South Carolina: 29, vs. Limestone, Dec. 27, 2017, in Columbia, S.C. Opponent: 23, Texas A&M, Feb. 3, 2018, in College Station, Texas
Played a single overtime game:	Win: 70-69, vs. Monmouth, Nov. 15, 2016, in Columbia, S.C. Loss: 62-54 at Georgia, Feb. 23, 2013, in Athens, Ga.
Played a double overtime game:	Win: 87-85 vs. WKU, Nov. 27, 2010, in Bowling Green, Ky. Loss: 98-88 vs. Louisville, Feb. 20, 1988, in Columbia, S.C.
South Carolina played a No. 1 Team in the country:	Win: 68-62 vs. Kentucky, Jan. 26, 2010, in Columbia, S.C. Loss: 77-43 loss at Kentucky, Feb. 14, 2015, in Lexington, Ky.
South Carolina played a top-5 opponent:	Win: 68-62 vs. No. 1/1 Kentucky, Jan. 26, 2010, in Columbia, S.C. Loss: 85-69 loss to No. 5/5 Kentucky, Jan. 21, 2017, in Lexington, Ky.
South Carolina played a top-10 opponent:	Win: 84-75 win vs. No. 10/11 Auburn, Feb. 17, 2018, in Columbia, S.C. Loss: 58-43 loss vs. Kentucky, Jan. 24, 2015, in Columbia, S.C.
South Carolina played a top-25 opponent:	Win: 77-72 win at No. 20/22 Florida, Jan. 24, 2018, in Gainesville, Fla. Loss: 70-67 at No. 18/17 at Tennessee, Feb. 13, 2018, in Knoxville, Tenn.
South Carolina defeated a ranked opponent:	Home: 84-75 win vs. No. 10/11 Auburn, Feb. 17, 2018, in Columbia, S.C. Away: 77-72 win at No. 20/22 Florida, Jan. 24, 2018, in Gainesville, Fla. Neutral: 77-70 vs. No. 20/17 Florida, March 26, 2017, in New York City SEC Home: 84-75 win vs. No. 10/11 Auburn, Feb. 17, 2018, in Columbia, S.C. SEC Away: 77-72 win at No. 20/22 Florida, Jan. 24, 2018, in Gainesville, Fla. Non-conference away: 85-84 win at No. 19/20 Baylor, Jan. 2, 2009, in Waco, Texas
South Carolina defeated a top 10 opponent:	Home: 84-75 win vs. No. 10/11 Auburn, Feb. 17, 2018, in Columbia, S.C. Away: 81-78 win at No. 8/8 Texas A&M, Feb. 6, 2016, in College Station, Texas Neutral: 88-81 win vs. No. 7/7 Duke, March 19, 2017, in Greenville, S.C.
A South Carolina win opened the season:	Home: 85-76 win vs. La Tech on Nov. 11, 2016, in Columbia, S.C. Away: 73-52 win at Wofford on Nov. 10, 2017, in Spartanburg, S.C. Neutral: 74-61 win vs. Chaminade, Nov. 19, 2001, in Maui, Hawaii (Maui Invite)
South Carolina opened SEC play:	Home: 79-68 loss vs. Missouri, Jan. 3, 2018, in Columbia, S.C. Away: 74-69 loss at Ole Miss, Dec. 31, 2017, in Oxford, Miss.



2017-18 SOUTH CAROLINA GAMECOCKS

RADIO/TV SPOT CHART



#0 | DAVID
BEATTY



#2 | HASSANI
GRAVETT



#5 | FRANK
BOOKER



#10 | JUSTIN
MINAYA



#12 | KHADIM
GUEYE



#13 | FELIPE
HAASE



#14 | IBRAHIM
FAMOUKE DOUMBIA



#15 | WESLEY
MYERS



#20 | TOMMY
CORCHIANI



#21 | MAIK
KOTSAR



#23 | EVAN
HINSON



#25 | CHRISTIAN
SCHMITT



#30 | CHRIS
SILVA



#33 | JASON
CUDD



FRANK
MARTIN



2017-18 South Carolina Basketball
South Carolina Combined Team Statistics (as of Feb 21, 2018)
All games

RECORD:	OVERALL	HOME	AWAY	NEUTRAL
ALL GAMES	15-13	9-5	4-6	2-2
CONFERENCE	6-9	4-4	2-5	0-0
NON-CONFERENCE	9-4	5-1	2-1	2-2

##	Player	gp-gs	min	avg	Total		3-Point		F-Throw		Rebounds				pf	dq	a	to	blk	stl	pts	avg
					fg-fga	fg%	3fg-fga	3fg%	ft-fa	ft%	off	def	tot	avg								
30	SILVA, Chris	28-28	700	25.0	104-225	.462	5-12	.417	185-243	.761	87	127	214	7.6	95	3	31	63	35	18	398	14.2
05	BOOKER, Frank	28-16	728	26.0	101-236	.428	65-166	.392	67-90	.744	17	71	88	3.1	50	1	31	27	7	29	334	11.9
10	MINAYA, Justin	27-26	725	26.9	77-204	.377	31-91	.341	34-48	.708	48	67	115	4.3	53	1	40	36	7	18	219	8.1
21	KOTSAR, Maik	28-28	727	26.0	87-206	.422	6-25	.240	33-63	.524	47	84	131	4.7	80	3	42	47	16	30	213	7.6
15	MYERS, Wesley	28-11	597	21.3	68-170	.400	24-58	.414	48-74	.649	17	50	67	2.4	60	3	44	41	3	17	208	7.4
02	GRAVETT, Hassani	25-17	626	25.0	60-155	.387	22-71	.310	42-58	.724	13	75	88	3.5	42	0	90	45	5	10	184	7.4
13	HAASE, Felipe	28-0	549	19.6	61-155	.394	21-82	.256	23-31	.742	26	86	112	4.0	51	1	25	31	5	14	166	5.9
00	BEATTY, David	24-0	325	13.5	30-117	.256	10-52	.192	16-22	.727	7	17	24	1.0	38	1	21	20	2	11	86	3.6
01	HOLDEN, Kory	14-0	152	10.9	17-52	.327	4-17	.235	9-15	.600	5	13	18	1.3	15	0	21	21	1	1	47	3.4
23	HINSON, Evan	18-14	188	10.4	17-49	.347	6-19	.316	12-20	.600	4	21	25	1.4	27	0	7	15	4	5	52	2.9
33	CUDD, Jason	20-0	143	7.2	8-21	.381	0-0	.000	12-17	.706	9	13	22	1.1	17	0	3	5	3	0	28	1.4
14	FAMOUKE DOUMBIA,	12-0	43	3.6	3-13	.231	0-3	.000	2-4	.500	2	8	10	0.8	10	0	0	0	0	1	8	0.7
20	CORCHIANI, Tommy	2-0	3	1.5	0-0	.000	0-0	.000	0-0	.000	0	2	2	1.0	0	0	0	0	0	0	0	0.0
25	SCHMITT, Christian	3-0	6	2.0	0-2	.000	0-2	.000	0-0	.000	0	0	0	0.0	0	0	0	0	0	0	0	0.0
12	GUEYE, Khadim	17-0	88	5.2	0-2	.000	0-0	.000	0-2	.000	5	7	12	0.7	16	0	0	5	1	2	0	0.0
Team											66	35	101					12				
Total.....		28	5600		633-1607	.394	194-598	.324	483-687	.703	353	676	1029	36.8	554	13	355	368	89	156	1943	69.4
Opponents.....		28	5600		627-1467	.427	183-547	.335	462-648	.713	251	693	944	33.7	590	21	310	422	151	194	1899	67.8

TEAM STATISTICS	SC	OPP
SCORING	1943	1899
Points per game	69.4	67.8
Scoring margin	+1.6	-
FIELD GOALS-ATT	633-1607	627-1467
Field goal pct	.394	.427
3 POINT FG-ATT	194-598	183-547
3-point FG pct	.324	.335
3-pt FG made per game	6.9	6.5
FREE THROWS-ATT	483-687	462-648
Free throw pct	.703	.713
F-Throws made per game	17.3	16.5
REBOUNDS	1029	944
Rebounds per game	36.8	33.7
Rebounding margin	+3.0	-
ASSISTS	355	310
Assists per game	12.7	11.1
TURNOVERS	368	422
Turnovers per game	13.1	15.1
Turnover margin	+1.9	-
Assist/turnover ratio	1.0	0.7
STEALS	156	194
Steals per game	5.6	6.9
BLOCKS	89	151
Blocks per game	3.2	5.4
ATTENDANCE	177996	98335
Home games-Avg/Game	14-12714	10-8845
Neutral site-Avg/Game	-	4-2472

Date	Opponent	Score	Att.
11/10/17	at Wofford	w 73-52	3400
! 11/13/17	WESTERN MICHIGAN	w 78-60	12136
& 11/16/17	vs Illinois State	L 65-69	700
& 11/17/17	vs UTEP	w 80-56	987
& 11/19/17	vs Western Michigan	w 79-66	2119
11/27/17	at FIU	w 78-61	1335
% 11/30/17	vs TEMPLE	L 60-76	6081
12/2/17	UMASS	w 76-70	10832
12/6/17	WYOMING	w 80-64	10205
12/9/17	COASTAL CAROLINA	w 80-78	11734
12/19/17	at Clemson	L 48-64	8031
12/27/17	LIMESTONE	w 74-45	11305
* 12/31/17	at Ole Miss	L 69-74	5849
* 1/3/18	MISSOURI	L 68-79	9846
* 1/6/18	VANDERBILT	w 71-60	11391
* 1/9/18	at Alabama	L 62-76	10909
* 01/13/18	at Georgia	w 64-57	9788
* 1/16/18	NO. 18/16 KENTUCKY	w 76-68	16210
* 1/20/18	NO. 21/21 TENNESSEE	L 63-70	18000
* 1/24/18	at Florida	w 77-72	10550
1/27/18	NO. 14/14 TEXAS TECH	L 63-70	14142
* 1/31/18	MISSISSIPPI STATE	L 76-81	11042
* 02/03/18	at Texas A&M	L 60-83	10504
* 02/06/18	at Arkansas	L 65-81	14956
* 2/10/18	FLORIDA	L 41-65	14629
* 02/13/18	at Tennessee	L 67-70	13126
* 2/17/18	NO. 10/11 AUBURN	w 84-75	14995
* 2/21/18	GEORGIA	w 66-57	11529

* = Conference game
! = unbracketed game of the Puerto Rico Tip-Off at Myrtle Beach (Columbia, S.C.)
& = Puerto Rico Tip-Off at Myrtle Beach (Myrtle Beach, S.C.)
% = Under Armour Reunion (New York, N.Y.)

Score by Periods	1st	2nd	Totals
South Carolina	945	998	1943
Opponents	944	955	1899



2017-18 South Carolina Basketball
South Carolina Combined Team Statistics (as of Feb 21, 2018)
Conference games only

RECORD:	OVERALL	HOME	AWAY	NEUTRAL
ALL GAMES	6-9	4-4	2-5	0-0
CONFERENCE	6-9	4-4	2-5	0-0
NON-CONFERENCE	0-0	0-0	0-0	0-0

#	Player	gp-gs	min	avg	Total		3-Point		F-Throw		Rebounds				pf	dq	a	to	blk	stl	pts	avg
					fg-fga	fg%	3fg-fga	3fg%	ft-fa	ft%	off	def	tot	avg								
30	SILVA, Chris	15-15	393	26.2	59-138	.428	1-2	.500	110-142	.775	55	58	113	7.5	50	1	17	26	18	7	229	15.3
05	BOOKER, Frank	15-4	392	26.1	54-128	.422	32-84	.381	52-67	.776	10	38	48	3.2	25	0	14	9	5	15	192	12.8
15	MYERS, Wesley	15-10	362	24.1	45-108	.417	18-36	.500	33-49	.673	10	25	35	2.3	41	2	22	26	1	13	141	9.4
10	MINAYA, Justin	14-13	368	26.3	35-97	.361	14-43	.326	12-17	.706	24	32	56	4.0	28	1	24	15	3	9	96	6.9
02	GRAVETT, Hassani	12-5	303	25.3	27-63	.429	12-31	.387	16-20	.800	6	31	37	3.1	19	0	42	21	3	4	82	6.8
21	KOTSAR, Maik	15-15	363	24.2	31-98	.316	3-14	.214	24-36	.667	20	48	68	4.5	48	2	21	26	8	10	89	5.9
13	HAASE, Felipe	15-0	277	18.5	25-81	.309	9-47	.191	10-13	.769	13	31	44	2.9	33	1	15	12	3	6	69	4.6
01	HOLDEN, Kory	3-0	32	10.7	3-15	.200	2-6	.333	3-4	.750	2	4	6	2.0	2	0	3	4	0	0	11	3.7
23	HINSON, Evan	14-13	170	12.1	16-46	.348	6-18	.333	8-14	.571	4	21	25	1.8	22	0	7	13	4	5	46	3.3
00	BEATTY, David	12-0	160	13.3	9-56	.161	4-25	.160	6-9	.667	5	11	16	1.3	16	0	7	14	1	6	28	2.3
33	CUDD, Jason	13-0	115	8.8	6-17	.353	0-0	.000	8-13	.615	7	9	16	1.2	12	0	2	2	3	0	20	1.5
14	FAMOUKE DOUMBIA,	5-0	21	4.2	2-7	.286	0-2	.000	2-4	.500	1	1	2	0.4	4	0	0	0	0	1	6	1.2
12	GUEYE, Khadim	10-0	44	4.4	0-2	.000	0-0	.000	0-2	.000	2	4	6	0.6	8	0	0	0	1	1	0	0.0
Team											35	24	59				6					
Total.....		15	3000		312-856	.364	101-308	.328	284-390	.728	194	337	531	35.4	308	7	174	174	50	77	1009	67.3
Opponents.....		15	3000		352-785	.448	97-290	.334	267-360	.742	141	389	530	35.3	326	13	172	211	100	93	1068	71.2

TEAM STATISTICS	SC	OPP
SCORING	1009	1068
Points per game	67.3	71.2
Scoring margin	-3.9	-
FIELD GOALS-ATT	312-856	352-785
Field goal pct	.364	.448
3 POINT FG-ATT	101-308	97-290
3-point FG pct	.328	.334
3-pt FG made per game	6.7	6.5
FREE THROWS-ATT	284-390	267-360
Free throw pct	.728	.742
F-Throws made per game	18.9	17.8
REBOUNDS	531	530
Rebounds per game	35.4	35.3
Rebounding margin	+0.1	-
ASSISTS	174	172
Assists per game	11.6	11.5
TURNOVERS	174	211
Turnovers per game	11.6	14.1
Turnover margin	+2.5	-
Assist/turnover ratio	1.0	0.8
STEALS	77	93
Steals per game	5.1	6.2
BLOCKS	50	100
Blocks per game	3.3	6.7
ATTENDANCE	107642	75682
Home games-Avg/Game	8-13455	7-10812
Neutral site-Avg/Game	-	0-0

Date	Opponent		Score	Att.
* 12/31/17	at Ole Miss	L	69-74	5849
* 1/3/18	MISSOURI	L	68-79	9846
* 1/6/18	VANDERBILT	w	71-60	11391
* 1/9/18	at Alabama	L	62-76	10909
* 01/13/18	at Georgia	w	64-57	9788
* 1/16/18	NO. 18/16 KENTUCKY	w	76-68	16210
* 1/20/18	NO. 21/21 TENNESSEE	L	63-70	18000
* 1/24/18	at Florida	w	77-72	10550
* 1/31/18	MISSISSIPPI STATE	L	76-81	11042
* 02/03/18	at Texas A&M	L	60-83	10504
* 02/06/18	at Arkansas	L	65-81	14956
* 2/10/18	FLORIDA	L	41-65	14629
* 02/13/18	at Tennessee	L	67-70	13126
* 2/17/18	NO. 10/11 AUBURN	w	84-75	14995
* 2/21/18	GEORGIA	w	66-57	11529

* = Conference game

! = unbracketed game of the Puerto Rico Tip-Off at Myrtle Beach (Columbia, S.C.)

& = Puerto Rico Tip-Off at Myrtle Beach (Myrtle Beach, S.C.)

% = Under Armour Reunion (New York, N.Y.)

Score by Periods	1st	2nd	Totals
South Carolina	499	510	1009
Opponents	534	534	1068



2017-18 South Carolina Basketball
South Carolina Team Game-by-Game Comparison (as of Feb 23, 2018)
All games

Opponent	1st	2nd	Score	Mar	Total FG	FG Pct	3-Pointers	3FG Pct	Free Throws	FT Pct	Rebounds	Assist	T/Over	Block	Steal	Fouls
Wofford	33/24	40/28	73-52	+21	25-54/17-49	.463/.347	11-23/6-19	.478/.316	12-16/12-16	.750/.750	40/28 +12	17/7	14/13	3/0	5/3	17/16
WESTERN MICHIGAN	38/29	40/31	78-60	+18	26-57/21-58	.456/.362	9-23/5-21	.391/.238	17-28/13-25	.607/.520	46/32 +14	12/12	14/11	3/6	4/10	18/24
Illinois State	23/32	42/37	65-69	(4)	18-61/18-50	.295/.360	9-32/5-16	.281/.313	20-30/28-39	.667/.718	45/42 +3	14/13	13/14	4/2	3/8	32/20
UTEP	50/24	30/32	80-56	+24	27-58/19-45	.466/.422	8-24/5-13	.333/.385	18-23/13-20	.783/.650	36/27 +9	19/12	17/23	2/6	8/8	20/24
Western Michigan	35/34	44/32	79-66	+13	26-57/21-44	.456/.477	8-24/8-21	.333/.381	19-30/16-21	.633/.762	33/30 +3	13/9	12/22	3/1	8/9	19/24
FIU	38/36	40/25	78-61	+17	32-61/22-53	.525/.415	8-22/4-17	.364/.235	6-12/13-21	.500/.619	40/25 +15	22/8	19/17	3/6	8/10	15/18
TEMPLE	27/38	33/38	60-76	(16)	22-58/29-60	.379/.483	6-21/4-17	.286/.235	10-12/14-21	.833/.667	33/37 (4)	9/11	17/14	4/8	7/12	14/13
UMASS	34/35	42/35	76-70	+6	28-55/27-59	.509/.458	3-15/12-26	.200/.462	17-29/4-5	.586/.800	36/26 +10	14/13	15/17	1/0	11/3	12/28
WYOMING	35/25	45/39	80-64	+16	28-62/19-56	.452/.339	8-23/6-25	.348/.240	16-29/20-26	.552/.769	43/34 +9	17/14	17/18	4/3	7/7	21/22
COASTAL CAROLINA	47/47	33/31	80-78	+2	25-55/29-63	.455/.460	8-20/10-24	.400/.417	22-31/10-13	.710/.769	31/33 (2)	14/17	14/15	4/2	6/8	13/25
Clemson	26/31	22/33	48-64	(16)	19-54/20-46	.352/.435	2-16/8-20	.125/.400	8-10/16-24	.800/.667	31/34 (3)	3/8	14/15	4/8	3/9	17/9
LIMESTONE	34/25	40/20	74-45	+29	26-68/13-52	.382/.250	8-21/6-22	.381/.273	14-20/13-29	.700/.448	52/38 +14	14/4	12/17	4/4	3/7	21/17
Ole Miss	30/31	39/43	69-74	(5)	22-58/20-49	.379/.408	8-20/8-21	.400/.381	17-26/26-33	.654/.788	43/30 +13	16/15	14/8	4/7	2/9	21/23
MISSOURI	27/39	41/40	68-79	(11)	22-57/23-49	.386/.469	5-18/14-24	.278/.583	19-26/19-24	.731/.792	32/31 +1	8/15	11/13	8/8	4/7	22/26
VANDERBILT	26/28	45/32	71-60	+11	21-54/19-54	.389/.352	4-14/8-29	.286/.276	25-39/14-20	.641/.700	41/34 +7	8/10	12/19	4/4	7/7	17/31
Alabama	33/40	29/36	62-76	(14)	19-53/30-51	.358/.588	5-15/7-17	.333/.412	19-25/9-14	.760/.643	28/35 (7)	8/18	13/16	2/7	3/8	16/19
Georgia	37/29	27/28	64-57	+7	16-59/18-51	.271/.353	6-24/3-12	.250/.250	26-35/18-28	.743/.643	46/42 +4	9/8	7/14	3/9	3/4	24/23
NO. 18/16 KENTUCKY	34/37	42/31	76-68	+8	23-61/22-49	.377/.449	5-23/1-11	.217/.091	25-38/23-36	.658/.639	40/35 +5	11/7	9/16	1/5	7/5	27/32
NO. 21/21 TENNESSEE	30/33	33/37	63-70	(7)	18-49/23-40	.367/.575	10-23/5-11	.435/.455	17-27/19-24	.630/.792	31/25 +6	13/10	14/13	1/7	6/8	19/21
Florida	39/37	38/35	77-72	+5	24-55/24-56	.436/.429	11-21/6-23	.524/.261	18-22/18-23	.818/.783	34/34 -	14/10	10/12	4/3	7/4	19/17
NO. 14/14 TEXAS TECH	26/30	37/40	63-70	(7)	19-51/20-47	.373/.426	5-26/7-16	.192/.438	20-27/23-28	.741/.821	32/28 +4	13/10	16/15	0/5	6/7	27/24
MISSISSIPPI STATE	36/37	40/44	76-81	(5)	24-60/30-58	.400/.517	7-24/7-19	.292/.368	21-27/14-15	.778/.933	33/32 +1	13/12	13/14	2/6	5/7	14/24
Texas A&M	27/49	33/34	60-83	(23)	19-69/29-55	.275/.527	7-25/7-20	.280/.350	15-18/18-24	.833/.750	42/38 +4	12/20	12/11	2/11	4/11	20/14
Arkansas	38/43	27/38	65-81	(16)	21-51/25-53	.412/.472	6-18/8-20	.333/.400	17-20/23-29	.850/.793	33/29 +4	17/11	18/13	2/7	5/8	23/17
FLORIDA	20/41	21/24	41-65	(24)	15-54/24-52	.278/.462	2-13/4-13	.154/.308	9-15/13-18	.600/.722	24/46 (22)	7/9	9/14	6/10	4/3	15/16
Tennessee	34/38	33/32	67-70	(3)	22-50/24-50	.440/.480	6-20/8-24	.300/.333	17-21/14-22	.810/.636	29/32 (3)	13/12	12/15	2/4	4/6	23/17
NO. 10/11 AUBURN	46/25	38/50	84-75	+9	25-58/20-63	.431/.317	6-19/5-27	.316/.185	28-37/30-38	.757/.789	38/44 (6)	13/8	15/16	5/6	11/5	29/28
GEORGIA	42/27	24/30	66-57	+9	21-68/21-55	.309/.382	13-31/6-19	.419/.316	11-14/9-12	.786/.750	37/43 (6)	12/7	5/17	4/6	5/1	19/18

Note: Game totals are displayed in the format TEAM/OPPONENT for each category



2017-18 South Carolina Basketball
South Carolina Category Leaders (as of Feb 23, 2018)
All games

Points	G	Pts	Pts/G
SILVA, Chris	28	398	14.2
BOOKER, Frank	28	334	11.9
MINAYA, Justin	27	219	8.1
KOTSAR, Maik	28	213	7.6
MYERS, Wesley	28	208	7.4
GRAVETT, Hassani	25	184	7.4
HAASE, Felipe	28	166	5.9
BEATTY, David	24	86	3.6
HINSON, Evan	18	52	2.9
HOLDEN, Kory	14	47	3.4
CUDD, Jason	20	28	1.4
FAMOUKE DOUMBIA, I.	12	8	0.7

FG Percentage	FG	Att	Pct
SILVA, Chris	104	225	.462
BOOKER, Frank	101	236	.428
KOTSAR, Maik	87	206	.422
MYERS, Wesley	68	170	.400
HAASE, Felipe	61	155	.394
GRAVETT, Hassani	60	155	.387
CUDD, Jason	8	21	.381
MINAYA, Justin	77	204	.377
HINSON, Evan	17	49	.347
HOLDEN, Kory	17	52	.327
BEATTY, David	30	117	.256
FAMOUKE DOUMBIA, I.	3	13	.231

3-Point Percentage	3FG	Att	Pct
SILVA, Chris	5	12	.417
MYERS, Wesley	24	58	.414
BOOKER, Frank	65	166	.392
MINAYA, Justin	31	91	.341
HINSON, Evan	6	19	.316
GRAVETT, Hassani	22	71	.310
HAASE, Felipe	21	82	.256
KOTSAR, Maik	6	25	.240
HOLDEN, Kory	4	17	.235
BEATTY, David	10	52	.192
FAMOUKE DOUMBIA, I.	0	3	.000
SCHMITT, Christian	0	2	.000

Free Throw Percent	FG	Att	Pct
SILVA, Chris	185	243	.761
BOOKER, Frank	67	90	.744
HAASE, Felipe	23	31	.742
BEATTY, David	16	22	.727
GRAVETT, Hassani	42	58	.724
MINAYA, Justin	34	48	.708
CUDD, Jason	12	17	.706
MYERS, Wesley	48	74	.649
HINSON, Evan	12	20	.600
HOLDEN, Kory	9	15	.600
KOTSAR, Maik	33	63	.524
FAMOUKE DOUMBIA, I.	2	4	.500

Scoring Average	G	Pts	Avg/G
SILVA, Chris	28	398	14.2
BOOKER, Frank	28	334	11.9
MINAYA, Justin	27	219	8.1
KOTSAR, Maik	28	213	7.6
MYERS, Wesley	28	208	7.4
GRAVETT, Hassani	25	184	7.4
HAASE, Felipe	28	166	5.9
BEATTY, David	24	86	3.6
HOLDEN, Kory	14	47	3.4
HINSON, Evan	18	52	2.9
CUDD, Jason	20	28	1.4
FAMOUKE DOUMBIA, I.	12	8	0.7

Field Goal Attempts	G	Att	Att/G
BOOKER, Frank	28	236	8.4
SILVA, Chris	28	225	8.0
KOTSAR, Maik	28	206	7.4
MINAYA, Justin	27	204	7.6
MYERS, Wesley	28	170	6.1

Field Goals Made	G	Made	Made/G
SILVA, Chris	28	104	3.7
BOOKER, Frank	28	101	3.6
KOTSAR, Maik	28	87	3.1
MINAYA, Justin	27	77	2.9
MYERS, Wesley	28	68	2.4

3-Point FG Attempts	G	Att	Att/G
BOOKER, Frank	28	166	5.9
MINAYA, Justin	27	91	3.4
HAASE, Felipe	28	82	2.9
GRAVETT, Hassani	25	71	2.8
MYERS, Wesley	28	58	2.1

3-Point FG Made	G	Made	Made/G
BOOKER, Frank	28	65	2.3
MINAYA, Justin	27	31	1.1
MYERS, Wesley	28	24	0.9
GRAVETT, Hassani	25	22	0.9
HAASE, Felipe	28	21	0.8

Free Throw Attempts	G	Att	Att/G
SILVA, Chris	28	243	8.7
BOOKER, Frank	28	90	3.2
MYERS, Wesley	28	74	2.6
KOTSAR, Maik	28	63	2.3
GRAVETT, Hassani	25	58	2.3

Free Throws Made	G	Made	Made/G
SILVA, Chris	28	185	6.6
BOOKER, Frank	28	67	2.4
MYERS, Wesley	28	48	1.7
GRAVETT, Hassani	25	42	1.7
MINAYA, Justin	27	34	1.3



2017-18 South Carolina Basketball
South Carolina Category Leaders (as of Feb 23, 2018)
All games

Rebounds	G	Reb	Reb/G
SILVA, Chris	28	214	7.6
KOTSAR, Maik	28	131	4.7
MINAYA, Justin	27	115	4.3
HAASE, Felipe	28	112	4.0
BOOKER, Frank	28	88	3.1
GRAVETT, Hassani	25	88	3.5

Rebound Average	G	Reb	Avg/G
SILVA, Chris	28	214	7.6
KOTSAR, Maik	28	131	4.7
MINAYA, Justin	27	115	4.3
HAASE, Felipe	28	112	4.0
GRAVETT, Hassani	25	88	3.5

Offensive Rebounds	G	No.	Avg/G
SILVA, Chris	28	87	3.1
MINAYA, Justin	27	48	1.8
KOTSAR, Maik	28	47	1.7
HAASE, Felipe	28	26	0.9
BOOKER, Frank	28	17	0.6
MYERS, Wesley	28	17	0.6

Defensive Rebounds	G	No.	Avg/G
SILVA, Chris	28	127	4.5
HAASE, Felipe	28	86	3.1
KOTSAR, Maik	28	84	3.0
GRAVETT, Hassani	25	75	3.0
BOOKER, Frank	28	71	2.5

Fouls	G	No.	Per/G
SILVA, Chris	28	95	3.4
KOTSAR, Maik	28	80	2.9
MYERS, Wesley	28	60	2.1
MINAYA, Justin	27	53	2.0
HAASE, Felipe	28	51	1.8

Foulsouts	G	No.
SILVA, Chris	28	3
MYERS, Wesley	28	3
KOTSAR, Maik	28	3
BEATTY, David	24	1
HAASE, Felipe	28	1
MINAYA, Justin	27	1
BOOKER, Frank	28	1

Assists	G	No.	Ast/G
GRAVETT, Hassani	25	90	3.6
MYERS, Wesley	28	44	1.6
KOTSAR, Maik	28	42	1.5
MINAYA, Justin	27	40	1.5
BOOKER, Frank	28	31	1.1
SILVA, Chris	28	31	1.1

Steals	G	No.	Stl/G
KOTSAR, Maik	28	30	1.1
BOOKER, Frank	28	29	1.0
MINAYA, Justin	27	18	0.7
SILVA, Chris	28	18	0.6
MYERS, Wesley	28	17	0.6

Blocked Shots	G	No.	Blk/G
SILVA, Chris	28	35	1.3
KOTSAR, Maik	28	16	0.6
BOOKER, Frank	28	7	0.3
MINAYA, Justin	27	7	0.3
HAASE, Felipe	28	5	0.2
GRAVETT, Hassani	25	5	0.2

Minutes	G	No.	Min/G
BOOKER, Frank	28	728	26.0
KOTSAR, Maik	28	727	26.0
MINAYA, Justin	27	725	26.9
SILVA, Chris	28	700	25.0
GRAVETT, Hassani	25	626	25.0

Turnovers	G	No.	TO/G
SILVA, Chris	28	63	2.3
KOTSAR, Maik	28	47	1.7
GRAVETT, Hassani	25	45	1.8
MYERS, Wesley	28	41	1.5
MINAYA, Justin	27	36	1.3



2017-18 South Carolina Basketball
South Carolina Team High/Low Analysis (as of Feb 23, 2018)
All games

South Carolina - TEAM GAME HIGHS

POINTS	84	NO. 10/11 AUBURN (2/17/18)
	80	COASTAL CAROLINA (12/9/17)
	80	WYOMING (12/6/17)
	80	vs UTEP (11/17/17)
	79	vs Western Michigan (11/19/17)
FIELD GOALS MADE	32	at FIU (11/27/17)
	28	WYOMING (12/6/17)
	28	UMASS (12/2/17)
FIELD GOAL ATTEMPTS	69	at Texas A&M (02/03/18)
	68	GEORGIA (2/21/18)
	68	LIMESTONE (12/27/17)
FIELD GOAL PERCENTAGE	.525 (32-61)	at FIU (11/27/17)
	.509 (28-55)	UMASS (12/2/17)
3 PT FIELD GOALS MADE	13	GEORGIA (2/21/18)
	11	at Florida (1/24/18)
	11	at Wofford (11/10/17)
3 PT FG ATTEMPTS	32	vs Illinois State (11/16/17)
	31	GEORGIA (2/21/18)
3 PT FG PERCENTAGE	.524 (11-21)	at Florida (1/24/18)
	.478 (11-23)	at Wofford (11/10/17)
FREE THROWS MADE	28	NO. 10/11 AUBURN (2/17/18)
	26	at Georgia (01/13/18)
FREE THROW ATTEMPTS	39	VANDERBILT (1/6/18)
	38	NO. 18/16 KENTUCKY (1/16/18)
FREE THROW PERCENTAGE	.850 (17-20)	at Arkansas (02/06/18)
	.833 (15-18)	at Texas A&M (02/03/18)
	.833 (10-12)	vs TEMPLE (11/30/17)
REBOUNDS	52	LIMESTONE (12/27/17)
	46	at Georgia (01/13/18)
	46	WESTERN MICHIGAN (11/13/17)
ASSISTS	22	at FIU (11/27/17)
	19	vs UTEP (11/17/17)
STEALS	11	NO. 10/11 AUBURN (2/17/18)
	11	UMASS (12/2/17)
BLOCKED SHOTS	8	MISSOURI (1/3/18)
	6	FLORIDA (2/10/18)
TURNOVERS	19	at FIU (11/27/17)
	18	at Arkansas (02/06/18)
FOULS	32	vs Illinois State (11/16/17)
	29	NO. 10/11 AUBURN (2/17/18)



2017-18 South Carolina Basketball
South Carolina High/Low Analysis (as of Feb 23, 2018)
All games

Opponent - GAME HIGHS

POINTS	83	at Texas A&M (02/03/18)
	81	at Arkansas (02/06/18)
	81	MISSISSIPPI STATE (1/31/18)
	79	MISSOURI (1/3/18)
	78	COASTAL CAROLINA (12/9/17)
FIELD GOALS MADE	30	MISSISSIPPI STATE (1/31/18)
	30	at Alabama (1/9/18)
FIELD GOAL ATTEMPTS	63	NO. 10/11 AUBURN (2/17/18)
	63	COASTAL CAROLINA (12/9/17)
FIELD GOAL PERCENTAGE	.588 (30-51)	at Alabama (1/9/18)
	.575 (23-40)	NO. 21/21 TENNESSEE (1/20/18)
3 PT FIELD GOALS MADE	14	MISSOURI (1/3/18)
	12	UMASS (12/2/17)
3 PT FG ATTEMPTS	29	VANDERBILT (1/6/18)
	27	NO. 10/11 AUBURN (2/17/18)
3 PT FG PERCENTAGE	.583 (14-24)	MISSOURI (1/3/18)
	.462 (12-26)	UMASS (12/2/17)
FREE THROWS MADE	30	NO. 10/11 AUBURN (2/17/18)
	28	vs Illinois State (11/16/17)
FREE THROW ATTEMPTS	39	vs Illinois State (11/16/17)
	38	NO. 10/11 AUBURN (2/17/18)
FREE THROW PERCENTAGE	.933 (14-15)	MISSISSIPPI STATE (1/31/18)
	.821 (23-28)	NO. 14/14 TEXAS TECH (1/27/18)
REBOUNDS	46	FLORIDA (2/10/18)
	44	NO. 10/11 AUBURN (2/17/18)
ASSISTS	20	at Texas A&M (02/03/18)
	18	at Alabama (1/9/18)
STEALS	12	vs TEMPLE (11/30/17)
	11	at Texas A&M (02/03/18)
BLOCKED SHOTS	11	at Texas A&M (02/03/18)
	10	FLORIDA (2/10/18)
TURNOVERS	23	vs UTEP (11/17/17)
	22	vs Western Michigan (11/19/17)
FOULS	32	NO. 18/16 KENTUCKY (1/16/18)
	31	VANDERBILT (1/6/18)



2017-18 South Carolina Basketball
South Carolina High/Low Analysis (as of Feb 23, 2018)
All games

South Carolina - GAME LOWS

POINTS	41	FLORIDA (2/10/18)
	48	at Clemson (12/19/17)
	60	vs TEMPLE (11/30/17)
	60	at Texas A&M (02/03/18)
	62	at Alabama (1/9/18)
FIELD GOALS MADE	15	FLORIDA (2/10/18)
	16	at Georgia (01/13/18)
FIELD GOAL ATTEMPTS	49	NO. 21/21 TENNESSEE (1/20/18)
	50	at Tennessee (02/13/18)
FIELD GOAL PERCENTAGE	.271 (16-59)	at Georgia (01/13/18)
	.275 (19-69)	at Texas A&M (02/03/18)
3 PT FIELD GOALS MADE	2	at Clemson (12/19/17)
	2	FLORIDA (2/10/18)
3 PT FG ATTEMPTS	13	FLORIDA (2/10/18)
	14	VANDERBILT (1/6/18)
3 PT FG PERCENTAGE	.125 (2-16)	at Clemson (12/19/17)
	.154 (2-13)	FLORIDA (2/10/18)
FREE THROWS MADE	6	at FIU (11/27/17)
	8	at Clemson (12/19/17)
FREE THROW ATTEMPTS	10	at Clemson (12/19/17)
	12	at FIU (11/27/17)
	12	vs TEMPLE (11/30/17)
FREE THROW PERCENTAGE	.500 (6-12)	at FIU (11/27/17)
	.552 (16-29)	WYOMING (12/6/17)
REBOUNDS	24	FLORIDA (2/10/18)
	28	at Alabama (1/9/18)
ASSISTS	3	at Clemson (12/19/17)
	7	FLORIDA (2/10/18)
STEALS	2	at Ole Miss (12/31/17)
	3	vs Illinois State (11/16/17)
	3	at Clemson (12/19/17)
	3	LIMESTONE (12/27/17)
	3	at Alabama (1/9/18)
	3	at Georgia (01/13/18)
BLOCKED SHOTS	0	NO. 14/14 TEXAS TECH (1/27/18)
	1	UMASS (12/2/17)
	1	NO. 18/16 KENTUCKY (1/16/18)
	1	NO. 21/21 TENNESSEE (1/20/18)
TURNOVERS	5	GEORGIA (2/21/18)
	7	at Georgia (01/13/18)
FOULS	12	UMASS (12/2/17)
	13	COASTAL CAROLINA (12/9/17)



2017-18 South Carolina Basketball
South Carolina High/Low Analysis (as of Feb 23, 2018)
All games

Opponent - GAME LOWS

POINTS	45	LIMESTONE (12/27/17)
	52	at Wofford (11/10/17)
	56	vs UTEP (11/17/17)
	57	at Georgia (01/13/18)
	57	GEORGIA (2/21/18)
FIELD GOALS MADE	13	LIMESTONE (12/27/17)
	17	at Wofford (11/10/17)
FIELD GOAL ATTEMPTS	40	NO. 21/21 TENNESSEE (1/20/18)
	44	vs Western Michigan (11/19/17)
FIELD GOAL PERCENTAGE	.250 (13-52)	LIMESTONE (12/27/17)
	.317 (20-63)	NO. 10/11 AUBURN (2/17/18)
3 PT FIELD GOALS MADE	1	NO. 18/16 KENTUCKY (1/16/18)
	3	at Georgia (01/13/18)
3 PT FG ATTEMPTS	11	NO. 18/16 KENTUCKY (1/16/18)
	11	NO. 21/21 TENNESSEE (1/20/18)
3 PT FG PERCENTAGE	.091 (1-11)	NO. 18/16 KENTUCKY (1/16/18)
	.185 (5-27)	NO. 10/11 AUBURN (2/17/18)
FREE THROWS MADE	4	UMASS (12/2/17)
	9	at Alabama (1/9/18)
	9	GEORGIA (2/21/18)
FREE THROW ATTEMPTS	5	UMASS (12/2/17)
	12	GEORGIA (2/21/18)
FREE THROW PERCENTAGE	.448 (13-29)	LIMESTONE (12/27/17)
	.520 (13-25)	WESTERN MICHIGAN (11/13/17)
REBOUNDS	25	at FIU (11/27/17)
	25	NO. 21/21 TENNESSEE (1/20/18)
ASSISTS	4	LIMESTONE (12/27/17)
	7	at Wofford (11/10/17)
	7	NO. 18/16 KENTUCKY (1/16/18)
	7	GEORGIA (2/21/18)
STEALS	1	GEORGIA (2/21/18)
	3	at Wofford (11/10/17)
	3	UMASS (12/2/17)
	3	FLORIDA (2/10/18)
BLOCKED SHOTS	0	at Wofford (11/10/17)
	0	UMASS (12/2/17)
TURNOVERS	8	at Ole Miss (12/31/17)
	11	WESTERN MICHIGAN (11/13/17)
	11	at Texas A&M (02/03/18)
FOULS	9	at Clemson (12/19/17)
	13	vs TEMPLE (11/30/17)



2017-18 South Carolina Basketball
South Carolina Player High/Low Analysis (as of Feb 23, 2018)
All games

South Carolina - I N D I V I D U A L G A M E H I G H S

Points	27		SILVA, Chris vs No. 18/16 Kentucky (1/16/18)
	27		SILVA, Chris vs Vanderbilt (1/6/18)
	26		SILVA, Chris at FIU (11/27/17)
	25		BOOKER, Frank vs Mississippi State (1/31/18)
	22		MYERS, Wesley at Florida (1/24/18)
Field Goals Made	10		SILVA, Chris at FIU (11/27/17)
	9		SILVA, Chris vs No. 18/16 Kentucky (1/16/18)
	9		SILVA, Chris vs Vanderbilt (1/6/18)
Field Goal Att.	17		SILVA, Chris vs No. 18/16 Kentucky (1/16/18)
	16		SILVA, Chris at Texas A&M (02/03/18)
FG Pct (min 5 made)	.857	(6-7)	SILVA, Chris vs UMass (12/2/17)
	.833	(5-6)	GRAVETT, Hassani at Tennessee (02/13/18)
3-Point FG Made	6		BOOKER, Frank at Ole Miss (12/31/17)
	5		MYERS, Wesley vs Georgia (2/21/18)
	5		BOOKER, Frank vs Mississippi State (1/31/18)
	5		MYERS, Wesley at Florida (1/24/18)
	5		BOOKER, Frank vs Limestone (12/27/17)
3-Point FG Att.	10		BOOKER, Frank at Ole Miss (12/31/17)
	10		GRAVETT, Hassani vs Illinois State (11/16/17)
	10		BOOKER, Frank vs Illinois State (11/16/17)
3-Pt FG Pct (min 2 made)	1.000	(3-3)	GRAVETT, Hassani vs Western Michigan (11/13/17)
	1.000	(2-2)	HAASE, Felipe vs Missouri (1/3/18)
	1.000	(2-2)	KOTSAR, Maik vs TEMPLE (11/30/17)
Free Throws Made	11		SILVA, Chris at Ole Miss (12/31/17)
	10		BOOKER, Frank at Tennessee (02/13/18)
	10		SILVA, Chris vs Mississippi State (1/31/18)
	10		SILVA, Chris vs Coastal Carolina (12/9/17)
	10		SILVA, Chris vs Illinois State (11/16/17)
Free Throw Att.	14		SILVA, Chris at Ole Miss (12/31/17)
	14		SILVA, Chris vs Wyoming (12/6/17)
	14		SILVA, Chris vs Illinois State (11/16/17)
FT Pct (min 3 made)	1.000	(6-6)	SILVA, Chris at Tennessee (02/13/18)
	1.000	(5-5)	GRAVETT, Hassani at Arkansas (02/06/18)
	1.000	(5-5)	MINAYA, Justin at Texas A&M (02/03/18)
	1.000	(4-4)	BOOKER, Frank at Florida (1/24/18)
	1.000	(4-4)	MINAYA, Justin vs No. 21/21 Tennessee (1/20/18)
	1.000	(4-4)	SILVA, Chris vs Limestone (12/27/17)
	1.000	(4-4)	SILVA, Chris at Clemson (12/19/17)
	1.000	(4-4)	MINAYA, Justin vs TEMPLE (11/30/17)
	1.000	(4-4)	GRAVETT, Hassani vs Western Michigan (11/13/17)
	1.000	(3-3)	BOOKER, Frank at Alabama (1/9/18)
	1.000	(3-3)	KOTSAR, Maik vs Missouri (1/3/18)
Rebounds	13		SILVA, Chris at Ole Miss (12/31/17)
	12		SILVA, Chris at Florida (1/24/18)
Assists	9		GRAVETT, Hassani vs UTEP (11/17/17)
	7		GRAVETT, Hassani vs Mississippi State (1/31/18)
	7		GRAVETT, Hassani at FIU (11/27/17)
Steals	4		MYERS, Wesley at Florida (1/24/18)
	3		MINAYA, Justin vs Georgia (2/21/18)
	3		SILVA, Chris vs No. 10/11 Auburn (2/17/18)
	3		KOTSAR, Maik vs No. 18/16 Kentucky (1/16/18)
	3		BOOKER, Frank vs No. 18/16 Kentucky (1/16/18)
	3		BOOKER, Frank vs Vanderbilt (1/6/18)

	3	BOOKER, Frank vs Wyoming (12/6/17)
	3	GRAVETT, Hassani vs UMass (12/2/17)
	3	KOTSAR, Maik vs UMass (12/2/17)
	3	KOTSAR, Maik at FIU (11/27/17)
	3	BOOKER, Frank at FIU (11/27/17)
Blocked Shots	5	SILVA, Chris vs Florida (2/10/18)
	3	KOTSAR, Maik vs Missouri (1/3/18)
	3	SILVA, Chris vs Coastal Carolina (12/9/17)
	3	SILVA, Chris vs Illinois State (11/16/17)
Turnovers	6	BEATTY, David vs Vanderbilt (1/6/18)
	6	SILVA, Chris vs TEMPLE (11/30/17)
Fouls	5	MYERS, Wesley vs No. 10/11 Auburn (2/17/18)
	5	MINAYA, Justin at Arkansas (02/06/18)
	5	BOOKER, Frank vs No. 14/14 Texas Tech (1/27/18)
	5	MYERS, Wesley vs No. 14/14 Texas Tech (1/27/18)
	5	SILVA, Chris vs No. 14/14 Texas Tech (1/27/18)
	5	KOTSAR, Maik vs No. 21/21 Tennessee (1/20/18)
	5	HAASE, Felipe vs No. 18/16 Kentucky (1/16/18)
	5	KOTSAR, Maik at Georgia (01/13/18)
	5	SILVA, Chris at Alabama (1/9/18)
	5	MYERS, Wesley vs Missouri (1/3/18)
	5	BEATTY, David vs Illinois State (11/16/17)
	5	SILVA, Chris vs Illinois State (11/16/17)
	5	KOTSAR, Maik vs Illinois State (11/16/17)
Minutes	37	MINAYA, Justin vs No. 21/21 Tennessee (1/20/18)
	36	MINAYA, Justin at Arkansas (02/06/18)
	36	MINAYA, Justin at FIU (11/27/17)
	35	GRAVETT, Hassani vs Georgia (2/21/18)
	35	SILVA, Chris vs No. 18/16 Kentucky (1/16/18)
	35	SILVA, Chris at Georgia (01/13/18)
	35	SILVA, Chris vs Coastal Carolina (12/9/17)



2017-18 South Carolina Basketball
South Carolina Opponent High/Low Analysis (as of Feb 23, 2018)
All games

OPPONENT INDIVIDUAL GAME HIGHS

Points	31		Evans, Keenan vs No. 14/14 Texas Tech (1/27/18)
	25		MACON,DARYL at Arkansas (02/06/18)
	25		Turner, Lamonte vs No. 21/21 Tennessee (1/20/18)
	25		MATEN, Yante at Georgia (01/13/18)
	25		REED, Marcquise at Clemson (12/19/17)
	25		PIPKINS, Luwane vs UMass (12/2/17)
Field Goals Made	10		PIPKINS, Luwane vs UMass (12/2/17)
	10		ROSE,QUINTON vs TEMPLE (11/30/17)
Field Goal Att.	20		PIPKINS, Luwane vs UMass (12/2/17)
	18		LOCKETT, Eric at FIU (11/27/17)
FG Pct (min 5 made)	1.000	(5-5)	Williams,Robert at Texas A&M (02/03/18)
	1.000	(5-5)	Walker, Derrick vs No. 21/21 Tennessee (1/20/18)
	1.000	(5-5)	Giddens, Daniel at Alabama (1/9/18)
3-Point FG Made	5		BARFORD,JAYLEN at Arkansas (02/06/18)
	5		PORTER, Jontay vs Missouri (1/3/18)
	5		REED, Marcquise at Clemson (12/19/17)
3-Point FG Att.	14		Kenny Hairston vs Limestone (12/27/17)
	13		BROWN, Bryce vs No. 10/11 Auburn (2/17/18)
3-Pt FG Pct (min 2 made)	1.000	(3-3)	Turner, Lamonte vs No. 21/21 Tennessee (1/20/18)
	1.000	(2-2)	Tyson Carter vs Mississippi State (1/31/18)
	1.000	(2-2)	Matthew Pegram at Wofford (11/10/17)
Free Throws Made	14		Yarbrough, Milik vs Illinois State (11/16/17)
	13		Evans, Keenan vs No. 14/14 Texas Tech (1/27/18)
Free Throw Att.	17		Yarbrough, Milik vs Illinois State (11/16/17)
	14		Burnett,Deandre at Ole Miss (12/31/17)
	14		JAMES, Justin vs Wyoming (12/6/17)
FT Pct (min 3 made)	1.000	(13-13)	Evans, Keenan vs No. 14/14 Texas Tech (1/27/18)
	1.000	(10-10)	Turner, Lamonte vs No. 21/21 Tennessee (1/20/18)
	1.000	(6-6)	Chiozza, Chris at Florida (1/24/18)
	1.000	(4-4)	Q Weatherspoon vs Mississippi State (1/31/18)
	1.000	(4-4)	PARKER, Juwan at Georgia (01/13/18)
	1.000	(4-4)	PORTER, Jontay vs Missouri (1/3/18)
	1.000	(4-4)	Crawford,Markel at Ole Miss (12/31/17)
	1.000	(4-4)	Matthew Pegram at Wofford (11/10/17)
	1.000	(3-3)	MATEN, Yante vs Georgia (2/21/18)
	1.000	(3-3)	Stone, Keith vs Florida (2/10/18)
	1.000	(3-3)	Koulechov, Egor at Florida (1/24/18)
	1.000	(3-3)	BARNETT, Jordan vs Missouri (1/3/18)
	1.000	(3-3)	ENECHIONYIA,OBI vs TEMPLE (11/30/17)
Rebounds	12		Donovan Harris vs Limestone (12/27/17)
	12		JAMES, Justin vs Wyoming (12/6/17)
Assists	8		Chiozza, Chris at Florida (1/24/18)
	8		ANDERSON, C.J. vs UMass (12/2/17)
Steals	6		WILDER, Thomas vs Western Michigan (11/13/17)
	4		Jones, Herbert at Alabama (1/9/18)
Blocked Shots	6		ENECHIONYIA,OBI vs TEMPLE (11/30/17)
	5		Williams,Robert at Texas A&M (02/03/18)
	5		THOMAS, Elijah at Clemson (12/19/17)
Turnovers	10		WILDER, Thomas vs Western Michigan (11/19/17)
	9		HARPER, Jared vs No. 10/11 Auburn (2/17/18)
Fouls	5		HARPER, Jared vs No. 10/11 Auburn (2/17/18)
	5		SPENCER, Horace vs No. 10/11 Auburn (2/17/18)
	5		Abdul Ado vs Mississippi State (1/31/18)

5	Gabriel, Wenyen vs No. 18/16 Kentucky (1/16/18)
5	Diallo, Hamidou vs No. 18/16 Kentucky (1/16/18)
5	Richards, Nick vs No. 18/16 Kentucky (1/16/18)
5	HARRIS, Jordan at Georgia (01/13/18)
5	BAPTISTE, Djery vs Vanderbilt (1/6/18)
5	LEE, Saben vs Vanderbilt (1/6/18)
5	LACHANCE, Riley vs Vanderbilt (1/6/18)
5	PORTER, Jontay vs Missouri (1/3/18)
5	TILMON, Jeremiah vs Missouri (1/3/18)
5	Davis, Terence at Ole Miss (12/31/17)
5	Coleman, Josh vs Coastal Carolina (12/9/17)
5	HOLLOWAY, Rashaan vs UMass (12/2/17)
5	MILLER, Rayshawn vs UMass (12/2/17)
5	SMITH, Tirus vs UTEP (11/17/17)
5	Bruninga, Taylor vs Illinois State (11/16/17)
5	IKONGSHUL, Adida vs Western Michigan (11/13/17)
5	JOHNSON, Brandon vs Western Michigan (11/13/17)
5	DAVIS, Josh vs Western Michigan (11/13/17)