



**Vanderbilt (15-13, 8-7 SEC) vs. Mississippi State (14-13, 5-10 SEC)  
Nashville, Tenn. - Memorial Gym - 3 p.m. CT**

TV: ESPNU

**TV Talent:** Kevin Fitzgerald (pxp), Chris Spatola (analyst)

**Radio:** Vanderbilt Radio Network from IMG College, vucommidores.com

**Radio Talent:** Joe Fisher (pxp), Tim Thompson (analyst)

**Satellite Radio:** Sirius 139, XM 191

**Live Stats:** vucommidores.com

**Twitter Updates:** @VandyMBB

**Vanderbilt Athletic Communications**

2601 Jess Neely Drive, Nashville, TN 37212

phone: 615-322-4121

www.vucommidores.com

**VANDERBILT SCHEDULE/RESULTS**

**NOVEMBER**

Date	VU	Opp	Opponent	Time/Result	TV/Rec.
Nov. 11	-	-	Marquette#	L, 71-95	0-1
Nov. 15	-	-	Belmont	W, 80-66	1-1
Nov. 18	-	-	Norfolk St. ^	W, 75-52	2-1
Nov. 21	-	-	Bucknell ^	L, 72-75	2-2
Nov. 24	-	RV/RV	Butler	L, 66-76	2-3
Nov. 25	-	-	Santa Clara	W, 76-66	3-3

Continental Tire Las Vegas Invitational, Las Vegas, Nev.

Nov. 29 - - Tennessee St. W, 83-59 4-3

**DECEMBER**

Date	VU	Opp	Opponent	Time	TV/Rec.
Dec. 3	-	RV/-	Minnesota+	L, 52-56	4-4
Dec. 6	-	-	High Point	W, 90-63	5-4
Dec. 8	-	-	M. Tennessee	L, 48-71	5-5
Dec. 17	-	-	Chattanooga	W, 76-74	6-5
Dec. 21	-	-	Dayton	L, 63-68	6-6
Dec. 29	-	-	LSU*	W, 96-89	7-6, 1-0

**JANUARY**

Date	VU	Opp	Opponent	Time	TV/Rec.
Jan. 4	-	-	Auburn*	W, 80-61	8-6, 2-0
Jan. 7	-	-	Alabama*	L, 56-59	8-7, 2-1
Jan. 10	-	6/6	Kentucky*	L, 81-87	8-8, 2-2
Jan. 14	-	-	Tennessee*	L, 75-87	8-9, 2-3
Jan. 17	-	-	Georgia*	L, 68-76	8-10, 2-4
Jan. 21	-	19/21	Florida*	W, 68-66	9-10, 3-4
Jan. 24	-	-	Arkansas*	L, 70-71	9-11, 3-5
Jan. 28	-	RV/RV	Iowa State%	W, 84-78	10-11, 3-5
Jan. 31	-	-	Texas A&M*	W, 68-54	11-11, 4-5

**FEBRUARY**

Date	VU	Opp	Opponent	Time	TV/Rec.
Feb. 4	-	-	Ole Miss*	L, 74-81	11-12, 4-6
Feb. 7	-	-	Arkansas*	W, 72-59	12-12, 5-6
Feb. 11	-	-	Missouri*	L, 52-72	12-13, 5-7
Feb. 16	-	-	Texas A&M*	W, 72-67	13-13, 6-7
Feb. 18	-	21/19	S. Carolina*	W, 71-62	14-13, 7-7
Feb. 22	-	-	Tennessee*	W, 67-56	15-13, 8-7
Feb. 25	-	-	Miss. State*	3 pm	ESPNU
Feb. 28	-	-	Kentucky*	8 pm	ESPN

**MARCH**

Date	VU	Opp	Opponent	Time	TV/Rec.
Mar. 4	-	-	Florida*	1 pm	ESPN/2

**ALL TIMES CENTRAL**

RANKINGS: AP/ESPN

\*SEC GAME; #Northwestern Mutual Veterans Classic, Annapolis, Md.;

^Continental Tire Las Vegas Invitational, Nashville, Tenn.;

+Sanford Pentagon, Sioux Falls, S.D.; %SEC/Big 12 Challenge;

SECN: SEC Network; SECN+: SEC Network Plus;

CBSSN: CBS Sports Network; TWSC: Time Warner Sports Channel

**GAME INFORMATION**



**2016-17 Record:** 15-13, 8-7 SEC  
**Head Coach:** Bryce Drew  
**Career Record:** 139-62 (6)  
**VU Record:** 15-13 (1)

**2016-17 LEADERS**

**Points:** M. Fisher-Davis (15.2)  
**Rebounds:** Jeff Roberson (7.2)  
**Assists:** Riley LaChance (4.1)  
**Blocks:** Luke Kornet (2.1)

**SERIES INFORMATION**

**Series Record:** VU leads 77-48.  
**Last Meeting:** Miss. St. win, 75-74, on 2/16/16 in Starkville.  
**Record at Vanderbilt:** VU leads 45-9.  
**Record at Miss. St.:** MSU leads 33-24.  
**Record at Neutral Site:** VU leads 8-6.  
**Coach Drew vs. Miss. State:** Coach Drew has never faced Miss. State.





**2016-17 Record:** 14-13, 5-10 SEC  
**Head Coach:** Ben Howland  
**Career Record:** 429-236 (21)  
**Miss. State Record:** 28-30 (2)

**2016-17 LEADERS**

**Points:** Q. Weatherspoon (16.6)  
**Rebounds:** Aric Holman (6.1)  
**Assists:** IJ Ready (4.5)  
**Blocks:** Aric Holman (2.1)

**QUICK HITTERS**

- ★ Vanderbilt won their third consecutive game on Wednesday night at Tennessee after a 67-56 victory over the Volunteers at Thompson-Boling Arena and improved to 15-13 overall and 8-7 in Southeastern Conference play. It marked the first time since the 1955, 1956, and 1957 seasons since the Commodores have won three consecutive games in Knoxville.
- ★ Five Commodores scored in double figures, with junior Jeff Roberson leading the way with 15 points. Senior Luke Kornet tallied his fourth double-double of the season with 13 points, 11 rebounds, and a season-high seven blocks. Junior Matthew Fisher-Davis also scored 13 points, with senior Nolan Cressler adding 11 points and junior Riley LaChance 10 points.
- ★ The Commodores held Tennessee to 29.0% from the floor in the game, the lowest percentage by a Vanderbilt opponent this season. Tennessee was also only 3-17 from three in the game (17.6%). Opponents are 7-for-42 (16.7%) from beyond-the-arc in Vanderbilt's last three games.
- ★ The Commodores converted on 36.8% of their shots from the floor, the lowest shooting percentage by Vanderbilt team in a victory this season.
- ★ Vanderbilt committed a season-low five turnovers in the win.
- ★ The Commodores tallied their fifth road league win of the season, the most by a Vanderbilt team since winning six league road games in 2010.
- ★ Vanderbilt leads the SEC in three-point field goal percentage (38.0%), threes made (9.9) and free throw percentage (77.3%) in all games. In league games only, the Commodores are second in free throw percentage (75.5%) and first in threes made (10.1). As of February 23rd, the Commodores rank 12th nationally in free-throw percentage and are 15th in 3's made per game.
- ★ As of February 23, the Commodores have the third toughest overall schedule and toughest non-conference schedule in the nation according to the NCAA RPI, and the number one non-conference strength of schedule.
- ★ Overall rankings according on February 23 - RPI - 47; KenPom - 51; ESPN BPI - 54.
- ★ In SEC play, Kornet is ranked in seven different categories - rebounding (9th, 6.7), free-throw percentage (3rd, 86.7%), 3FG% (T-8th, .385), 3FG made (T-9th, 2.0), blocks (3rd, 2.3), defensive rebounding (T-5th, 4.9), and minutes played (7th, 33.4).
- ★ Forward Jeff Roberson ranks seventh in the SEC in rebounding (7.2) in all games and eighth (6.9) in league games only, and is fourth in the league in defensive rebounding (5.3) in all games and fifth in league games only (4.9).
- ★ In 15 SEC games, the Commodores have three players who are in the top 10 in three-point field goal percentage, with junior Riley LaChance leading the way for Vanderbilt at 42.9%, which ranks second. Kornet is eighth in the conference at 38.5% in league games only, while Matthew Fisher-Davis is 10th at 36.6% in league games only. Fisher-Davis is second in league games only in 3's made (2.6), LaChance and Kornet ninth (2.0).
- ★ Making three's is not a new thing for this year's Commodore team. Combined in their career, current players have made 825 career threes.
- ★ Riley LaChance is shooting 49.1% from three for the season and two threes shy of reaching the minimum to lead the SEC. He is fourth in assist-to-turnover ratio (2.1), seventh in the league in assists (4.1), and 10th in three's made (2.1) in all games.
- ★ Fisher-Davis is 10th in the SEC in scoring in all games and is second in the league in three's made (2.7) and third in 3FG% (.396) in all games.

1		<p><b>PAYTON WILLIS</b> G ★ 6-4 ★ 182 ★ Fr. ★ Fayetteville, Ark.</p> <table border="1"> <thead> <tr> <th>PPG</th> <th>RPG</th> <th>APG</th> <th>SPG</th> <th>BPG</th> <th>MPG</th> </tr> </thead> <tbody> <tr> <td>5.4</td> <td>1.7</td> <td>1.9</td> <td>0.5</td> <td>0.2</td> <td>18.1</td> </tr> </tbody> </table>	PPG	RPG	APG	SPG	BPG	MPG	5.4	1.7	1.9	0.5	0.2	18.1	<p><b>NOTES:</b> Scored a career-high 17 points vs. Butler... Started 12 games at point guard position... Scored 11 points at LSU, 10 at Alabama... Dished out 6 assists vs. Auburn... 3rd Commodore from Arkansas and 1st since Ralph Childs (1955-56).</p>	<p><b>CAREER HIGHS</b> <b>Pts.</b> - 17, vs. Butler (11/24/16) <b>Rebs.</b> - 5, at Alabama (1/7/17) <b>Ast.</b> - 8, vs. Santa Clara (11/25/16) <b>Min.</b> - 32, vs. Santa Clara (11/25/16)</p>
PPG	RPG	APG	SPG	BPG	MPG											
5.4	1.7	1.9	0.5	0.2	18.1											
2		<p><b>JOE TOYE</b> G/F ★ 6-7 ★ 208 ★ So. ★ Chicago, Ill.</p> <table border="1"> <thead> <tr> <th>PPG</th> <th>RPG</th> <th>APG</th> <th>SPG</th> <th>BPG</th> <th>MPG</th> </tr> </thead> <tbody> <tr> <td>5.8</td> <td>2.8</td> <td>1.2</td> <td>0.3</td> <td>0.1</td> <td>18.8</td> </tr> </tbody> </table>	PPG	RPG	APG	SPG	BPG	MPG	5.8	2.8	1.2	0.3	0.1	18.8	<p><b>NOTES:</b> Played in all 28 games this season and started the last five... Tied a career high with 13 points in win over TAMU in Nashville... Tallied career-high 13 pts vs. Arkansas in Nashville... Scored 10 points vs. Tennessee in first meeting with Volunteers.</p>	<p><b>CAREER HIGHS</b> <b>Pts.</b> - 13, 2x, last vs. TAMU (2/16/17) <b>Rebs.</b> - 6, 2x, last at TAMU (1/31/17) <b>Ast.</b> - 4, at Arkansas (2/7/17) <b>Min.</b> - 37, at Arkansas (2/7/17)</p>
PPG	RPG	APG	SPG	BPG	MPG											
5.8	2.8	1.2	0.3	0.1	18.8											
3		<p><b>LUKE KORNET</b> F ★ 7-1 ★ 250 ★ Sr. ★ Lantana, Texas</p> <table border="1"> <thead> <tr> <th>PPG</th> <th>RPG</th> <th>APG</th> <th>SPG</th> <th>BPG</th> <th>MPG</th> </tr> </thead> <tbody> <tr> <td>13.3</td> <td>6.1</td> <td>1.2</td> <td>0.5</td> <td>2.1</td> <td>31.1</td> </tr> </tbody> </table>	PPG	RPG	APG	SPG	BPG	MPG	13.3	6.1	1.2	0.5	2.1	31.1	<p><b>NOTES:</b> Scored in double digits in 21 games... Tallied 4th double-double of the season with 13 pts and 11 rebs at Tenn.; also added 7 blocks... 2nd on VU all-time list in career blocks... Made 140 career 3's... 45th VU player to hit 1,000 points with 11 points at Missouri.</p>	<p><b>CAREER HIGHS</b> <b>Pts.</b> - 24, vs. Tenn. St. (11/23/14) <b>Rebs.</b> - 14, at Tenn. (1/20/16) <b>Ast.</b> - 4, 3x, last at TAMU (1/31/17) <b>Min.</b> - 38, vs. Tenn. (1/14/17)</p>
PPG	RPG	APG	SPG	BPG	MPG											
13.3	6.1	1.2	0.5	2.1	31.1											
5		<p><b>MATTHEW FISHER-DAVIS</b> G ★ 6-5 ★ 185 ★ Jr. ★ Charlotte, N.C.</p> <table border="1"> <thead> <tr> <th>PPG</th> <th>RPG</th> <th>APG</th> <th>SPG</th> <th>BPG</th> <th>MPG</th> </tr> </thead> <tbody> <tr> <td>15.2</td> <td>3.2</td> <td>1.1</td> <td>0.6</td> <td>0.2</td> <td>29.1</td> </tr> </tbody> </table>	PPG	RPG	APG	SPG	BPG	MPG	15.2	3.2	1.1	0.6	0.2	29.1	<p><b>NOTES:</b> Scored career-high 33 points vs. Auburn; made 7 3's... Has scored 20+ points in 5 games this year... Averages 2.7 threes per game, 2nd in SEC... Shooting 39.5% this year from three (2nd in SEC)... Made 79 3's last year and has 223 in his career.</p>	<p><b>CAREER HIGHS</b> <b>Pts.</b> - 33, vs. Auburn (1/4/17) <b>Rebs.</b> - 11, vs. Wofford (12/19/15) <b>Ast.</b> - 5, at Ole Miss (3/7/15) <b>Min.</b> - 41, at Arkansas (1/5/16)</p>
PPG	RPG	APG	SPG	BPG	MPG											
15.2	3.2	1.1	0.6	0.2	29.1											
11		<p><b>JEFF ROBERSON</b> F ★ 6-6 ★ 224 ★ Jr. ★ Houston, Texas</p> <table border="1"> <thead> <tr> <th>PPG</th> <th>RPG</th> <th>APG</th> <th>SPG</th> <th>BPG</th> <th>MPG</th> </tr> </thead> <tbody> <tr> <td>10.7</td> <td>7.2</td> <td>1.9</td> <td>0.8</td> <td>0.4</td> <td>31.5</td> </tr> </tbody> </table>	PPG	RPG	APG	SPG	BPG	MPG	10.7	7.2	1.9	0.8	0.4	31.5	<p><b>NOTES:</b> Led team with 15 pts in win at Tenn... Scored a career-high 21 points against Ole Miss... Tallied 8th career double-double vs. Ark (14 pts, 11 reb)... 7th in SEC in rebounding and 4th in def. rebounding... Scored in double figures in 18 games this season.</p>	<p><b>CAREER HIGHS</b> <b>Pts.</b> - 21, vs. Ole Miss (2/4/17) <b>Rebs.</b> - 16, vs. Minnesota (12/3/16) <b>Ast.</b> - 6, vs. Iowa State (1/28/17) <b>Min.</b> - 38, 2x, last at UF (1/21/17)</p>
PPG	RPG	APG	SPG	BPG	MPG											
10.7	7.2	1.9	0.8	0.4	31.5											
12		<p><b>DJERY BAPTISTE</b> C ★ 6-10 ★ 240 ★ R-Fr. ★ Gonaives, Haiti</p> <table border="1"> <thead> <tr> <th>PPG</th> <th>RPG</th> <th>APG</th> <th>SPG</th> <th>BPG</th> <th>MPG</th> </tr> </thead> <tbody> <tr> <td>1.8</td> <td>2.0</td> <td>0.1</td> <td>0.1</td> <td>0.4</td> <td>8.1</td> </tr> </tbody> </table>	PPG	RPG	APG	SPG	BPG	MPG	1.8	2.0	0.1	0.1	0.4	8.1	<p><b>NOTES:</b> Made first start of his career against Butler... Scored career-high eight points in win over Belmont... Posted seven points, seven rebounds and five blocks in win over Norfolk St... Speaks four languages... Redshirted last season.</p>	<p><b>CAREER HIGHS</b> <b>Pts.</b> - 8, vs. Belmont (11/15/16) <b>Rebs.</b> - 7, vs. Norfolk St. (11/18/16) <b>Ast.</b> - 1, at Dayton (12/21/16) <b>Min.</b> - 11, vs. Belmont (11/15/16)</p>
PPG	RPG	APG	SPG	BPG	MPG											
1.8	2.0	0.1	0.1	0.4	8.1											
13		<p><b>RILEY LACHANCE</b> G ★ 6-2 ★ 192 ★ Jr. ★ Brookfield, Wis.</p> <table border="1"> <thead> <tr> <th>PPG</th> <th>RPG</th> <th>APG</th> <th>SPG</th> <th>BPG</th> <th>MPG</th> </tr> </thead> <tbody> <tr> <td>10.1</td> <td>3.4</td> <td>4.1</td> <td>0.6</td> <td>0.1</td> <td>31.6</td> </tr> </tbody> </table>	PPG	RPG	APG	SPG	BPG	MPG	10.1	3.4	4.1	0.6	0.1	31.6	<p><b>NOTES:</b> Tallied season-high 24 points in win at LSU; also added 5 assists... Shooting 48.2% from three this year... Fourth in SEC in A/T/O ratio (2.1)... Scored in double figures in 49 career games... Led team with 16 points vs. Arkansas in Nashville... Scored 19 points vs. Kentucky.</p>	<p><b>CAREER HIGHS</b> <b>Pts.</b> - 26, 2x, last vs. W. Carolina (12/16/14) <b>Rebs.</b> - 9, vs. Missouri (2/21/15) <b>Ast.</b> - 8, at Ole Miss (3/7/15) <b>Min.</b> - 42, 2x, last vs. Tenn. (2/11/15)</p>
PPG	RPG	APG	SPG	BPG	MPG											
10.1	3.4	4.1	0.6	0.1	31.6											
15		<p><b>CLEVON BROWN</b> F ★ 6-8 ★ 219 ★ Fr. ★ San Antonio, Texas</p> <table border="1"> <thead> <tr> <th>PPG</th> <th>RPG</th> <th>APG</th> <th>SPG</th> <th>BPG</th> <th>MPG</th> </tr> </thead> <tbody> <tr> <td>1.8</td> <td>1.6</td> <td>0.1</td> <td>0.0</td> <td>0.5</td> <td>7.8</td> </tr> </tbody> </table>	PPG	RPG	APG	SPG	BPG	MPG	1.8	1.6	0.1	0.0	0.5	7.8	<p><b>NOTES:</b> Had career-highs in points (8), rebounds (6), and blocks (2) at Missouri... Tied a then-career high with six points at Texas A&amp;M... Ranked as the 9th-best player in the state of Texas by Texas Hoops, and the 126th-ranked player nationally by Rivals.com.</p>	<p><b>CAREER HIGHS</b> <b>Pts.</b> - 8, at Missouri (2/11/17) <b>Rebs.</b> - 6, at Missouri (2/11/17) <b>Ast.</b> - 1, 2x, last at UF (1/21/17) <b>Min.</b> - 17, vs. MT (12/8/16)</p>
PPG	RPG	APG	SPG	BPG	MPG											
1.8	1.6	0.1	0.0	0.5	7.8											
24		<p><b>NOLAN CRESSLER</b> G ★ 6-4 ★ 210 ★ Sr. ★ Pittsburgh, Pa.</p> <table border="1"> <thead> <tr> <th>PPG</th> <th>RPG</th> <th>APG</th> <th>SPG</th> <th>BPG</th> <th>MPG</th> </tr> </thead> <tbody> <tr> <td>7.9</td> <td>3.9</td> <td>1.7</td> <td>0.5</td> <td>0.0</td> <td>23.0</td> </tr> </tbody> </table>	PPG	RPG	APG	SPG	BPG	MPG	7.9	3.9	1.7	0.5	0.0	23.0	<p><b>NOTES:</b> Scored in double figures in 12 games this season... Posted season-high 20 points vs. Iowa State... Eclipsed 1,000-pt barrier vs. UT... Scored 13 points in win over South Carolina... Transferred to VU from Cornell in spring of '14.</p>	<p><b>CAREER HIGHS</b> <b>Pts.</b> - 34, vs. Brown (2/22/14) <b>Rebs.</b> - 9, 3x, last vs. Marquette (11/11/16) <b>Ast.</b> - 5, vs. High Point (12/6/16) <b>Min.</b> - 37, 4x, last vs. Brown (2/22/14)</p>
PPG	RPG	APG	SPG	BPG	MPG											
7.9	3.9	1.7	0.5	0.0	23.0											

**IBAS**

HENRY  
GENE  
MOE  
CLARENCE  
  
1,632  
WINS

**SUTTONS**

EDDIE  
SCOTT  
SEAN  
  
1,173  
WINS

**DREWS**

HOMER  
SCOTT  
BRYCE  
  
1,073  
WINS

**ALL-TIME  
WINNINGEST COLLEGIATE  
COACHING FAMILIES**

The Drew family is tied for second on the all-time winningest collegiate coaching family in college basketball history with 1,073 wins.

- Homer Drew - 640**  
(Bethel College - 252; IU-South Bend - 17; Valparaiso - 371)
- Scott Drew - 294**  
(Valparaiso - 20; Baylor - 274)
- Bryce Drew - 139**  
(Valparaiso - 124; Vanderbilt -15)

**VU Staff Can Score**

The Vanderbilt men's basketball staff has combined to score a total of 5,486 collegiate points, with head coach Bryce Drew leading the way with 2,142 points. Here's a breakdown of the staff's scoring totals.

Head Coach Bryce Drew, Valparaiso	2,142
Asst. Coach Casey Shaw, Toledo	1,562
Assoc. Head Coach Roger Powell, Jr., Illinois	1,178
Asst. Coach Jake Diebler, Valparaiso	586
<b>Total</b>	<b>5,468</b>

**Kornet Excels in Classroom**

Senior center Luke Kornet has been named to the SEC Academic Honor Roll and a CoSida All-District Academic Selection in the three years he has played at Vanderbilt. He was also named to the NABC Good Works team for his work in the Vanderbilt and Nashville communities and named a candidate for the Senior CLASS Award.

Kornet is double majoring in computer science and mathematics.

**Memorial Gym = 1,000**

The matchup with Texas A&M was the 1,000th game of record played in Memorial Gym, the SEC's oldest basketball facility that opened in the 1952-53 season.

The Commodores have a 781-220 record at the facility, a winning percentage of .780.

**Dores Drain Threes**

Vanderbilt made 19 threes against High Point on December 6, which set a new school record for threes in a game, surpassing an 18-three performance at Tennessee on January 8, 2005.

The Commodores also set a new record for most 3-pointers made at Memorial Gym, passing the old mark of 16 that was set on Jan. 8, 1994 vs. South Carolina and then matched on Feb. 11, 1995 vs. Arkansas. The Commodores hit 12 of their 19 3-pointers in the first half.

**VU Makes Gamewinner**

The Commodores made their first game-winning basket in almost four years against Chattanooga on December 17, when Luke Kornet made a three with 2.9 seconds remaining to give VU the 76-74 win over the Mocs.

The game-winner was the first since Kevin Bright made a 15-footer on February 27, 2013, to defeat Georgia, 63-62, at Memorial Gym.

**Neutral Site Does**

Vanderbilt has played in four neutral site games already this season - against Minnesota in Sioux Falls, S.D., the season opener vs. Marquette (Veterans Classic, Annapolis, Md.) and the two games at the Continental Tire Las Vegas Invitational (Butler, Santa Clara).

**ABOUT MISSISSIPPI STATE**

**QUICK FACTS**

- Location** ..... Starkville, Miss.
- Founded** ..... 1878
- Conference** ..... SEC
- Enrollment** ..... 21,622
- Nickname** ..... Bulldogs
- Colors** ..... Maroon and White
- Home Arena** ..... Humphrey Coliseum (10,500)
- President** ..... Dr. Mark E. Keenum
- Athletics Director** ..... John Cohen
- Basketball Staff**
- Head Coach** ..... Ben Howland
- Record Overall** ..... 429-236 (21)
- Miss. State Record:** ..... 28-30 (2)
- Assistant Coaches** ..... George Brooks, Korey McCray, Ernie Zeigler

- ★ Mississippi State enters the game with a 14-13 overall record and a 5-10 mark in SEC play.
- ★ Quinndary Weatherspoon leads three Bulldog players in double figures with 16.6 points per game. Lamar Peters (11.5) and Mario Kegler (10.4) also average double figures.
- ★ This will be the 126th meeting between the two schools, with the first meeting coming in the 1921-22 season.
- ★ Vanderbilt leads the all-time series, 45-9, in games played at Vanderbilt.

**CAREER BLOCKS LIST**

**TOTAL BLOCKS**

PLAYER, YEARS	G	BS	BPG
1. Festus Ezeli, 2008-12	121	204	1.69
2. <b>Luke Kornet, 2012-</b>	<b>120</b>	<b>198</b>	<b>1.65</b>
3. Damian Jones, 2013-16	99	167	1.69
4. Will Perdue, 1984, 86-88	104	157	1.51
5. A.J. Ogilvy, 2007-10	96	145	1.51

**BLOCKS PER GAME**

PLAYER, YEARS	G	BS	BPG
t1. Damian Jones, 2013-16	99	167	1.69
t1. Festus Ezeli, 2008-12	121	204	1.69
3. <b>Luke Kornet, 2012-</b>	<b>120</b>	<b>198</b>	<b>1.65</b>
t4. A.J. Ogilvy, 2007-10	96	145	1.51
t4. Will Perdue, 1984, 86-88	104	157	1.51
6. Julian Terrell, 2003-06	124	116	0.94

**STAT COMPARISON**

	VU		Miss. St.	
	All	SEC	2016-17	SEC
Record	15-13	8-7	14-13	5-10
Scoring Offense	71.6	71.3	73.8	73.7
Scoring Defense	69.5	69.8	71.8	76.8
Scoring Margin	+2.1	+1.5	+2.0	-3.1
FG%	.435	.440	.448	.443
FG% Defense	.428	.420	.430	.438
3FG%	.380	.368	.353	.334
3FG% Defense	.344	.339	.317	.313
Free Throw %	.773	.755	.677	.651
Rebounding	34.7	33.7	35.6	35.5
Rebounding Margin	+0.5	-2.4	-1.7	-3.5
Turnovers/game	12.5	11.5	13.4	14.7
Opponent Turnovers	10.4	9.9	14.1	13.7
Steals	3.9	4.1	7.4	7.0
Blocks	3.8	3.7	4.1	3.8

LAST TIME VS. MISSISSIPPI STATE

BOX SCORE

RECAP



Official Basketball Box Score -- Game Totals -- Final Statistics  
**Vanderbilt vs Mississippi State**  
 02/16/16 8 p.m. at Starkville, Miss. (Humphrey Coliseum)



**Vanderbilt 74 • 15-11, 7-6**

#	Player	f	Total			3-Ptr			Rebounds			PF	TP	A	TO	Blk	Stl	Min
			FG-FGA	FG-FGA	FT-FTA	Off	Def	Tot	Off	Def	Tot							
03	KORNET, Luke	f	2-5	1-3	1-1	2	3	5	4	6	0	1	2	0	18			
11	ROBERSON, Jeff	f	4-5	2-3	2-2	1	3	4	4	12	0	1	1	0	39			
30	JONES, Damian	c	9-16	0-0	2-5	2	8	10	2	20	1	3	1	0	34			
04	BALDWIN IV, Wade	g	3-12	1-5	3-5	1	4	5	2	10	9	2	0	1	38			
05	FISHER-DAVIS, Matthe	g	7-11	6-9	0-0	0	4	4	1	20	2	0	0	0	34			
13	LACHANCE, Riley		0-3	0-1	2-4	1	0	1	0	2	1	0	0	0	12			
24	CRESSLER, Nolan		1-4	0-2	0-0	1	3	4	1	2	1	0	0	0	16			
40	HENDERSON, Josh		1-5	0-0	0-0	1	2	3	0	2	1	0	0	1	9			
Team						1	1	2										
Totals			27-61	10-23	10-17	10	28	38	14	74	15	8	4	2	200			

FG % 1st Half: 15-33 45.5% 2nd half: 12-28 42.9% Game: 27-61 44.3%  
 3FG % 1st Half: 6-15 40.0% 2nd half: 4-8 50.0% Game: 10-23 43.5%  
 FT % 1st Half: 5-6 83.3% 2nd half: 5-11 45.5% Game: 10-17 58.8%

Deadball Rebounds 2

**Mississippi State 75 • 11-14, 4-9**

#	Player	f	Total			3-Ptr			Rebounds			PF	TP	A	TO	Blk	Stl	Min
			FG-FGA	FG-FGA	FT-FTA	Off	Def	Tot	Off	Def	Tot							
23	Travis Daniels	f	2-3	0-0	0-0	0	2	2	1	4	0	0	0	2	26			
35	Aric Holman	f	0-1	0-0	0-0	0	1	1	2	0	0	2	0	0	9			
11	Q Weatherspoon	g	6-12	4-6	8-10	2	2	4	2	24	1	1	1	0	34			
14	Malik Newman	g	2-11	0-5	1-2	1	4	5	2	5	3	0	0	0	31			
32	Craig Sword	g	6-12	1-3	1-2	0	4	4	5	14	2	1	0	0	22			
01	Fred Thomas		0-0	0-0	0-0	1	0	1	0	0	1	0	0	0	11			
04	Johnny Zupardo		1-1	1-1	0-0	0	1	1	1	3	0	0	0	0	10			
15	IJ Ready		3-6	1-2	0-0	0	2	2	0	7	6	0	0	1	28			
20	Gavin Ware		8-12	0-0	2-4	1	12	13	2	18	1	3	1	1	29			
Team						2	1	3										
Totals			28-58	7-17	12-18	7	29	36	15	75	14	8	2	4	200			

FG % 1st Half: 12-27 44.4% 2nd half: 16-31 51.6% Game: 28-58 48.3%  
 3FG % 1st Half: 2-6 33.3% 2nd half: 5-11 45.5% Game: 7-17 41.2%  
 FT % 1st Half: 6-7 85.7% 2nd half: 6-11 54.5% Game: 12-18 66.7%

Deadball Rebounds 1

Officials: Antinio Petty, Jeffery Clark, Roger Ayers  
 Technical fouls: Vanderbilt-None. Mississippi State-None.  
 Attendance: 6194

Score by periods	1st	2nd	Total
Vanderbilt	41	33	74
Mississippi State	32	43	75

Points	In Paint	Off T/O	2nd Chance	Fast Break	Bench
VU	26	8	10	2	6
MS	42	12	11	4	28

Last FG - VU 2nd-01:53, MS 2nd-00:00.  
 Largest lead - VU by 17 2nd-14:12, MS by 2 1st-18:52.  
 VU led for 36:22. MS led for 00:41. Game was tied for 02:57.

Score tied - 2 times.  
 Lead changed - 2 times.

STARKVILLE (AP) -- Mississippi State's Quindary Weatherspoon made a 3-pointer as time expired to lead Mississippi State to a 75-74 win over Vanderbilt on Tuesday night.

The winner by Weatherspoon capped off the Bulldogs' rally in the second half where Vanderbilt led by as many as 17 points. Weatherspoon finished with a career-high 24 points and was 4 of 6 from 3-point range.

"I am just excited right now for the win," said Weatherspoon. "I don't think I've ever hit a game-winner like that before. I did from half-court in practice to win a practice game but not a real game."

Gavin Ware had 18 points and 13 rebounds for the Bulldogs (11-14, 4-9 SEC), marking his seventh double-double of the season and the 17th of his career. Craig Sword finished with 14 points for Mississippi State.

Damian Jones and Matthew Fisher-Davis each had 20 points for Vanderbilt (15-11, 7-6). Jones also had 10 rebounds while Fisher-Davis was 6 of 9 from behind the arc. Jeff Roberson and Wade Baldwin finished 12 and 10 points, respectively.

An I.J. Ready 3-pointer brought Mississippi State within 71-70 in the final minute before Vanderbilt's Riley LaChance made 1 of 2 free throws with 26 seconds left.

On the final possession, Malik Newman missed a 3 that was rebounded by Ware. The ball was thrown out to Ready who found Weatherspoon in the left corner for the winning shot.

"Well, that was a great comeback to be down 17 and find a way to win," said Mississippi State coach Ben Howland. "I credit the defense and getting defensive stops in the second half. That helped us to get out and get transition baskets. It was really important for us to get transition buckets off of our defensive stops. And Gavin Ware was really big in the second half."

"Having that never-quit attitude, it was good to see them rewarded for that."

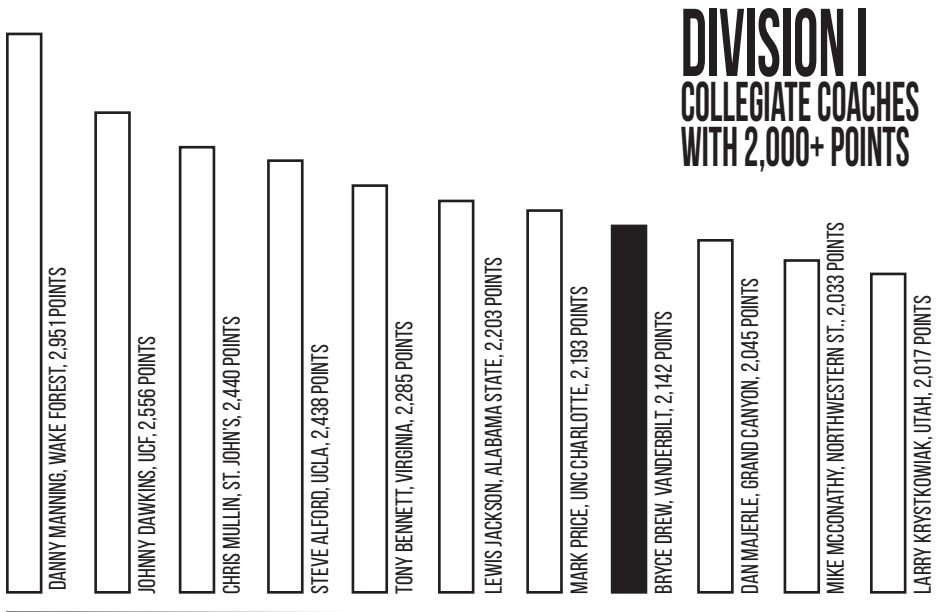
Vanderbilt took control early in the first half, largely due to the Commodores' size advantage in the post and deadly shooting beyond the arc. Vanderbilt hit four three-pointers in the opening 10 minutes en route to a 21-7 lead.

Mississippi State answered with an 11-2 run that was capped by Ware's 3-point play with 7:19 left in the first half. But the Bulldogs would get no closer than five points the rest of the half and trailed 41-32 at halftime.

Vanderbilt made six three-pointers and held the Bulldogs without an offensive rebound in the first half. Fisher-Davis had five 3s and scored 17 before halftime.

"It was a very disappointing game for us," said Vanderbilt coach Kevin Stallings. "When you control a game that long you should win. We just have to do a better job at the end of games. We made bad turnovers and didn't get back on defense. And (Weatherspoon) is a good player and he really hurt us, especially in the second half."

Mississippi State shot 48.3 percent for the game and the Bulldogs were 7 of 17 beyond the arc. Vanderbilt shot 44 percent and made 10 of 23 3-pointers.



### 700th SEC Win

Vanderbilt is in its 84th SEC season and is a charter member of the league. The Commodores won their 700th league game at Florida, and all time against current members of the conference, Vanderbilt is 705-691.

### 992

Vanderbilt has made a 3-pointer in 992 consecutive games, a streak which began at the inception of the 3-point line in 1986-87. The Commodores rank third only to UNLV and Kentucky for the longest streak in Division I basketball. Vanderbilt, UNLV and Princeton are the only three schools in college basketball to have made at least one 3-pointer in every game played since the 3-point line was implemented.

### NBA Commodores

Vanderbilt was one of only three schools (Kentucky, Washington) with two first-round selections in the 2016 NBA Draft when Wade Baldwin IV was drafted 17th by the Memphis Grizzlies and Damian Jones was selected 30th by the Golden State Warriors. Baldwin IV and Jones became the sixth and seventh first-round picks, respectively, in the history of the program, joining Will Perdue in 1988 (11th, Chicago), Jeff Turner in 1984 (7th, New Jersey), Clyde Lee in 1966 (3rd, San Francisco), and John Jenkins (23rd, Atlanta), and Festus Ezeli (30th, Golden State) in 2012.

### Balanced Scoring

Seven of the nine players on the Commodore active roster have scored in double figures and Vanderbilt has had five games this season with five players scoring in double figures.

### Commodores make 16 3's vs LSU

Vanderbilt made 16 of 32 threes in route to a 96-89 win over LSU on December 29. So far this season, the Commodores have played four games when making 15 or more threes, and 12 with 10 or more threes (10-2 record).

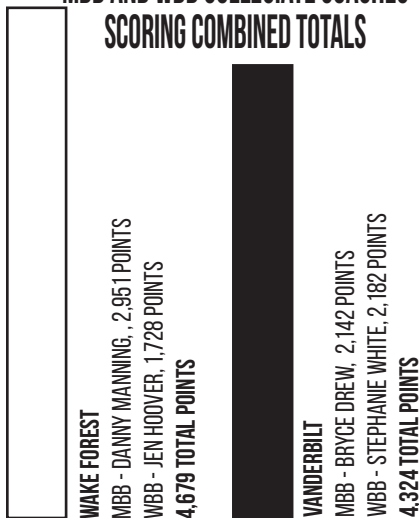
On December 29, the two teams combined to make 33 three pointers, which set a new SEC record for combined threes in a game.

### Win on Road vs. Ranked Opponent


The Commodores won their first road game against a ranked opponent since Dec. 29, 2011, in a win at Marquette (74-57) defeating Florida on January 21, 2017, in Gainesville, 68-66.

Vanderbilt has now won five true road games, with all coming in Southeastern Conference play (LSU, Auburn, Texas A&M, Arkansas, Tennessee).

### DIVISION I MBB AND WBB COLLEGIATE COACHES SCORING COMBINED TOTALS



### CAREER THREES BY A SEVEN FOOTER - NCAA HISTORY



According to Basketball-Reference.com, Luke Kornet has made the most threes by a seven footer in NCAA history.

### DORES SIGN THREE

Head Coach Bryce Drew inked his first signing class in November, signing 6'2 guard Maxwell Evans, from Houston, Texas, 6'2 guard Saben Lee, from Tempe, Ariz., and Ejike Obinna, a 6'9 center from Enugu, Nigeria.

Evans is the number 16-ranked prospect in the state of Texas and 247sports.com ranks him as the 11th-ranked combo guard nationally.

Lee is a four-star prospect and the number 92-ranked player by Scout.com and the number 17 point guard by 247sports.com.

Obinna attends the Virginia Academy in Ashburn, Va., is a 4-star prospect by ESPN.com and Rivals.com, and is the 107th-ranked prospect in the class of 2017 by 247sports.com.


### VU CAREER 3'S MADE

PLAYER, YEARS	3FGM	3FGA	PCT.
1. Shan Foster, 2005-08	367	872	.421
2. John Jenkins, 2010-12	306	699	.438
3. Ronnie McMahan, 1992-95	296	774	.382
4. Scott Draud, 1987-88, 90-91	288	657	.438
5. Frank Seckar, 1993-96	278	675	.419
6. Sam Howard, 1998-2002	238	653	.364
7. Barry Booker, 1986-89	246	535	.460
8. Drew Maddux, 1994-98	226	641	.353
9. <b>M. Fisher-Davis, 2015-</b>	<b>223</b>	<b>539</b>	<b>.414</b>
10. Mario Moore, 2003-06	197	559	.352
11. Matt Freije, 2000-04	183	515	.355
11. Rod Odom, 2010-14	183	492	.372





## HEAD COACH BRYCE DREW



### THE DREW FILE

**High School:** Valparaiso (Ind.), '94  
**College:** Bachelor of Arts In Sports Management, Valparaiso, '98  
**Family:** Wife, Tara, son Bryson (2)



### DREW THROUGH THE YEARS

Year	School	Position	W-L	Conf.	Postseason
2017	Vanderbilt	Head Coach	15-13	8-7	-
2016	Valparaiso	Head Coach	30-7	16-2	NIT Finals
2015	Valparaiso	Head Coach	28-6	13-3	NCAA Second Round
2014	Valparaiso	Head Coach	18-16	9-7	Colleg Insider.com First Round
2013	Valparaiso	Head Coach	26-8	13-3	NCAA Second Round
2012	Valparaiso	Head Coach	22-12	14-4	NIT First Round
2011	Valparaiso	Assistant Coach	23-12	12-6	Colleg Insider.com First Round
2010	Valparaiso	Assistant Coach	15-17	10-8	-
2009	Valparaiso	Assistant Coach	9-22	5-13	-
2008	Valparaiso	Assistant Coach	22-14	9-9	College Basketball Invite 2nd Rd.
2007	Valparaiso	Assistant Coach	16-15	9-5	-
2006	Valparaiso	Assistant Coach	17-12	8-8	-
2005	Valencia (Spain)	Player	38-14		Champions League Second Round
2004	New Orleans (NBA)	Player	41-41		East 1st round
2003	New Orleans (NBA)	Player	47-35		East 1st round
2002	Charlotte (NBA)	Player	44-38		East Semifinals
2001	Chicago (NBA)	Player	15-67		-
2000	Houston (NBA)	Player	34-48		-
1999	Houston (NBA)	Player	31-19		West 1st round
1998	Valparaiso	Player	23-10	13-3	NCAA Regional Semifinals
1997	Valparaiso	Player	24-7	13-3	NCAA First Round
1996	Valparaiso	Player	22-10	13-5	NCAA First Round
1995	Valparaiso	Player	20-8	14-4	-
<b>Head Coach Totals</b>			<b>139-62</b>	<b>73-26</b>	
<b>Totals at Vanderbilt (Head Coach)</b>			<b>15-13</b>	<b>8-7</b>	
<b>Totals at Valparaiso (Head Coach)</b>			<b>124-49</b>	<b>65-19</b>	
<b>Totals at Valparaiso (Assistant)</b>			<b>102-92</b>	<b>53-49</b>	
<b>Totals at Valparaiso (playing)</b>			<b>89-35</b>	<b>53-15</b>	
<b>Totals as NBA Player</b>			<b>212-248</b>		

<b>3</b>	Three-time Horizon League Coach of the Year
<b>25</b>	Averaged 25 wins a year in five years at Valparaiso
<b>27</b>	27th coach in Vanderbilt basketball history, and ninth of the modern era.
<b>4</b>	Postseason appearances as a head coach, including two in the NCAA Tournament and two in the NIT.
<b>15</b>	Coached 15 All-Horizon League honorees.
<b>30</b>	Won 30 games with Valparaiso in 2015-16.
<b>2,142</b>	Career points scored at Valparaiso - the 2nd most in the program's history. He is also the program's leader in 3-pointers made (364) and assists (626).
<b>2</b>	Two-time NABC District 12 Coach of the Year
<b>6</b>	Played six seasons in the NBA... Two with Houston, one with Chicago, and three with Charlotte/New Orleans
<b>1,000</b>	Scored over 1,000 points in his NBA career.
<b>12</b>	Played alongside 12 NBA All-Stars
<b>3</b>	Played with three players named among the Top 50 NBA Players of All Time - Charles Barkley, Hakeem Olajuwon, and Scottie Pippin
<b>18</b>	Has won 18 or more games each season as a head coach.

**VANDERBILT  
ATHLETIC COMMUNICATIONS**

**INTERVIEW POLICY**

Vanderbilt head coach Bryce Drew and selected Vanderbilt players will be available to the media before practice on a weekly basis during the non-conference season, and bi-weekly during the SEC season.

The times for those media sessions will be emailed to media members in advance of those pre-practice interviews.

Media may photograph the first 20 minutes of practice. All practices are closed to the public.

**POSTGAME INTERVIEW POLICY**

Vanderbilt head coach Bryce Drew will enter the Memorial Gym interview room after the NCAA-mandated 10-minute cooling off period, and after the visiting team makes an appearance in the interview room.

**VUCOMMODORES.COM**

The official website of Vanderbilt athletics, vucommo- dore.com, includes pregame notes, season statistics, videos of press conferences and meetings with the media, live stats, twitter feeds, and streaming audio and video of everything that is Commodore athletics.

**@VANDYMBB**

The official Twitter feed of Vanderbilt men's basketball, follow the latest information and get breaking news on Com- modore basketball.

**VU QUICK FACTS**

**Location** ..... Nashville, Tenn.  
**Founded** ..... 1873  
**Conference** ..... Southeastern  
**Enrollment** ..... 6,738  
**Nickname** ..... Commodores  
**Colors** ..... Black and Gold  
**Home Arena** ..... Memorial Gymnasium (14,316)  
**Chancellor** ..... Nicholas Zeppos  
**Vice Chancellor** ..... David Williams II  
**Faculty Rep.** ..... Dr. Susan Wentz

**Athletic Communications**

**Men's Basketball SID** ..... Andy Boggs  
**Media Relations Address** ..... 2601 Jess Neely Dr.  
 ..... Nashville, TN 37212  
**Office Phone** ..... (615) 343-1847  
**E-Mail** ..... Andy.Boggs@Vanderbilt.edu

**INS AND OUTS**

Career Games Played			
Player	Games	Starts	Cons. Starts
Luke Kornet	121	69	32
Nolan Cressler	117	57	11
Riley LaChance	96	82	28
Matthew Fisher-Davis	93	61	-
Jeff Roberson	93	77	31
Joe Toye	58	6	5
Payton Willis	28	12	0
Djery Baptiste	28	1	0
Clewon Brown	27	0	0

Double-Digit Scoring Games			
Player	Career (Record)	'16-17	Cons.
Luke Kornet	53 (34-19)	21 (12-9)	1 (1-0)
Riley LaChance	49 (33-16)	14 (10-4)	3 (3-0)
M. Fisher-Davis	48 (31-17)	21 (14-7)	3 (3-0)
Jeff Roberson	38 (25-13)	18 (10-8)	1 (1-0)
Nolan Cressler	53	11 (8-3)	2 (2-0)
Joe Toye	9 (5-4)	6 (4-2)	-
Payton Willis	5 (4-1)	5 (4-1)	-

Double-Digit Rebounding Games			
Player	Career	'16-17	Cons.
Luke Kornet	12 (11-1)	4 (3-1)	1 (1-0)
Jeff Roberson	10 (8-2)	4 (2-2)	-
M. Fisher-Davis	1 (1-0)	-	-

Double-Doubles			
Player	Career	'16-17	Cons.
Luke Kornet	9 (8-1)	4 (3-1)	1 (1-0)
Jeff Roberson	8 (6-2)	3 (1-2)	-
Matthew Fisher-Davis	1 (1-0)	-	-

**SEC PRESEASON POLL**

**Preseason Media Poll, Pts**

- Kentucky
- Florida
- Texas A&M
- Georgia
- Arkansas
- Vanderbilt**
- Alabama
- South Carolina
- Ole Miss
- Mississippi State
- Auburn
- LSU
- Tennessee
- Missouri

**First Team All-SEC**

- Moses Kingsley\* – Arkansas, F, Sr.
- J.J. Frazier – Georgia, G, Sr.
- Edrice "Bam" Adebayo – Kentucky, F, Fr.
- De'Aaron Fox – Kentucky, G, Fr.
- Tyler Davis – Texas A&M, C, So.

**Second Team All-SEC**

- KeVaughn Allen – Florida, G, So.
- Yante Maten – Georgia, F, Jr.
- Isaiah Briscoe – Kentucky, G, So.
- Maiik Monk – Kentucky, G, Fr.
- Antonio Blakeney – LSU, G, So.
- Quinnndary Weatherspoon – Mississippi State, G, So.

**Luke Kornet – Vanderbilt, F, Sr.**

**SEC Player of the Year:** Moses Kingsley, Arkansas

**2016-17 TRENDS**

Winning Opening Tip .....	11-9
Losing Opening Tip .....	4-4
VU Scores First .....	10-8
Opponent Scores First .....	5-5
Leading at Halftime .....	11-4
Trailing at Halftime .....	3-7
Tied at Halftime .....	1-2
Leading with Five Minutes Remaining .....	14-2
Trailing with Five Minutes Remaining .....	1-11
Tied with Five Minutes Remaining .....	0-0
Leading with Two Minutes Remaining .....	14-1
Trailing with Two Minutes Remaining .....	0-10
Tied with Two Minutes Remaining .....	1-1
Overtime .....	0-0
Games Decided by Three Points or Less .....	2-3
Games Decided by 4-10 Points .....	5-6
Games Decided by 11-20 Points .....	5-2
Games Decided by 21-plus Points .....	3-2
VU Shoots 50% or Better .....	5-1
VU Shoots 40% or Better .....	12-7
VU Shoots Lower Than 40% .....	3-6
Opponent Shoots 50% or Better .....	2-4
Opponent Shoots 40% or Better .....	9-10
Opponent Shoots Lower Than 40% .....	6-4
VU Outshoots Opponent .....	10-4
VU Outshot by Opponent .....	5-9
Shoot Same Percentage .....	0-0
VU Scores 70 Points or More .....	12-6
VU Scores Less Than 70 Points .....	3-7
VU Scores 80 Points or More .....	6-1
VU Scores 90 Points or More .....	2-0
Opponent Scores 70 Points or More .....	3-10
Opponent Scores Less Than 70 Points .....	12-3
Opponent Scores 80 Points or More .....	1-4
Opponent Scores 90 Points or More .....	0-1
Makes More 3-Pointers Than Opponent .....	13-7
Makes Fewer 3-Pointers Than Opponent .....	1-6
3-Pointers are Equal .....	1-0
Outrebounds Opponent .....	10-3
Outrebounded by Opponent .....	4-9
Rebounds are Equal .....	1-1
Playing on National TV .....	12-11
Playing on Regional TV .....	0-0
Online Only .....	3-2
Playing on Weekday .....	11-8
Playing on Weekend .....	4-5
Game Tips Before 6 p.m. CT (afternoons) .....	3-3
Game Tips After 6 p.m. CT (evenings) .....	12-10
In White Uniforms .....	5-3
In Gold Uniforms .....	3-2
In Black Uniforms .....	6-6
In Grey Uniforms .....	0-2
In Equality Uniforms .....	1-0
In November .....	4-3
In December .....	3-3
In January .....	4-5
In February .....	4-2
In March .....	0-0
Home .....	9-5
Neutral .....	1-3
Away .....	5-5
<b>Conferences</b>	
vs. Non-Conference .....	7-6
Big East .....	0-2
Ohio Valley .....	2-0
MEAC .....	1-0
Patriot League .....	0-1
West Coast .....	1-0
Big Ten .....	0-1
Big South .....	1-0
Conference USA .....	0-1
Southern Conference .....	1-0
Atlantic 10 .....	0-1
Big 12 .....	1-0
Vs. SEC .....	8-7
<b>Lineups</b>	
Kornet, Roberson, Fisher-Davis, LaChance, Willis .....	6-6
Kornet, Roberson, Fisher-Davis, LaChance, Cressler .....	5-4
Kornet, Roberson, Toye, LaChance, Cressler .....	4-2
Kornet, Baptiste, Roberson, Fisher-Davis, LaChance .....	0-1

LAST TIME OUT

Box Score vs. TENNESSEE



Official Basketball Box Score -- Game Totals -- Final Statistics  
**Vanderbilt vs Tennessee**  
 02/22/17 6:31 p.m. at Knoxville, Tenn. (Thompson-Boling Arena)



**Vanderbilt 67 • 15-13, 8-7 SEC**

##	Player	Total			3-Ptr			Rebounds			PF	TP	A	TO	Blk	Stl	Min
		FG	FGA	FT	FTA	FG	FGA	FT	FTA	Off							
11	Roberson, Jeff	f	5-10	0-2	5-6	2	6	8	4	15	1	0	0	2	32		
2	Toye, Joe	f	2-8	1-3	0-0	0	1	1	5	5	2	2	0	0	23		
3	Kornet, Luke	f	4-13	1-4	4-4	2	9	11	3	13	0	0	7	1	34		
13	LaChance, Riley	g	2-6	0-2	6-6	0	4	4	2	10	7	2	0	2	33		
24	Cressler, Nolan	g	4-6	3-4	0-1	0	5	5	2	11	2	1	0	0	32		
1	Willis, Payton		0-2	0-2	0-0	0	1	1	1	0	0	0	0	0	8		
12	Baptiste, Djery		0-1	0-0	0-0	0	3	3	2	0	0	0	0	0	7		
15	Brown, Clevon		0-1	0-1	0-0	0	0	0	1	0	0	0	1	0	6		
5	Fisher-Davis, Matthe		4-10	3-8	2-4	1	4	5	0	13	2	0	0	0	25		
Team						1	1	2									
Totals			21-57	8-26	17-21	6	34	40	20	67	14	5	8	5	200		

FG % 1st Half: 12-34 35.3% 2nd half: 9-23 39.1% Game: 21-57 36.8% Deadball Rebounds 3  
 3FG % 1st Half: 3-14 21.4% 2nd half: 5-12 41.7% Game: 8-26 30.8%  
 FT % 1st Half: 1-2 50.0% 2nd half: 16-19 84.2% Game: 17-21 81.0%

**Tennessee 56 • 15-13, 7-8 SEC**

##	Player	Total			3-Ptr			Rebounds			PF	TP	A	TO	Blk	Stl	Min
		FG	FGA	FT	FTA	FG	FGA	FT	FTA	Off							
11	Alexander, Kyle	f	0-1	0-0	2-2	2	1	3	1	2	1	0	1	0	11		
2	Williams, Grant	f	3-12	1-4	4-8	7	3	10	2	11	2	2	1	0	28		
0	Bone, Jordan	g	1-4	0-1	0-0	0	1	1	0	2	2	2	0	0	13		
25	Phillips, Shembari	g	2-13	0-3	2-3	2	5	7	4	6	2	3	0	1	34		
3	Hubbs III, Robert	g	5-11	0-0	6-6	0	3	3	3	16	2	1	0	0	35		
1	Turner, Lamonte		1-6	0-3	0-0	0	6	6	1	2	0	2	0	0	18		
12	Parker, Kwe		1-1	1-1	0-0	0	2	2	3	3	1	0	0	0	17		
21	Evans, Lew		1-5	0-4	1-2	1	1	2	0	3	0	0	1	0	15		
5	Schofield, Admiral		4-9	1-1	2-5	1	5	6	4	11	2	0	0	0	29		
Team						4	4	8									
Totals			18-62	3-17	17-26	17	31	48	18	56	12	10	3	1	200		

FG % 1st Half: 6-26 23.1% 2nd half: 12-36 33.3% Game: 18-62 29.0% Deadball Rebounds 2  
 3FG % 1st Half: 0-7 0.0% 2nd half: 3-10 30.0% Game: 3-17 17.6%  
 FT % 1st Half: 6-9 66.7% 2nd half: 11-17 64.7% Game: 17-26 65.4%

Officials: Doug Shows, Pat Adams, John Hampton  
 Technical fouls: Vanderbilt-None. Tennessee-None.  
 Attendance: 12713

Score by periods	1st	2nd	Total
Vanderbilt	28	39	67
Tennessee	18	38	56

Points	In Paint	Off T/O	2nd Chance	Fast Break	Bench
VU	16	8	6	4	13
UT	24	2	11	4	19

Last FG - VU 2nd-02:44, UT 2nd-00:05.  
 Largest lead - VU by 15 1st-06:54, UT None.  
 VU led for 39:57. UT led for 00:00. Game was tied for 00:03.

Score tied - 0 times.  
 Lead changed - 0 times.

**Team Notes:**

- ★ The Commodores improved to 15-13 overall and 8-7 in league play with the win over the Volunteers.
- ★ Vanderbilt has now won three consecutive games for the first time this season.
- ★ The win over the Volunteers in Knoxville was Vanderbilt's third consecutive win at Tennessee - it marks the first time since 1955, 1956, and 1957 that the Commodores have won three straight in Knoxville.
- ★ The Commodores held Tennessee to 29.0% from the floor in the game, the lowest percentage by an opponent this season.
- ★ Tennessee was only 3-17 from three in the game (17.6%). Opponents are 7-for-42 (16.7%) from beyond-the-arc in Vanderbilt's last three games.
- ★ Vanderbilt made a three-pointer in their 992nd consecutive game.
- ★ The Commodores converted on 36.8% of their shots from the floor, the lowest shooting percentage by Vanderbilt team in a victory this season.
- ★ Vanderbilt committed a season-low five turnovers in the win.
- ★ The Commodores had 14 assists on 21 made baskets.

**Player Notes:**

- ★ Vanderbilt had five players score in double figures, with junior Jeff Roberson leading the way with 15 points. Senior Luke Kornet and junior Matthew Fisher-Davis scored 13 points, senior Nolan Cressler added 11 points, and Riley LaChance added 10 points in the win.
- ★ Kornet added 11 rebounds for his fourth double-double of the season. He also blocked a season-high seven shots.
- ★ LaChance dished out seven assists to go along with his 10 points.
- ★ Cressler and Fisher-Davis made a team-high three threes.

RECAP

KNOXVILLE (AP) -- Vanderbilt's rejuvenated defense has the Commodores poised to make a late-season surge.

Luke Kornet had 13 points, 11 rebounds and seven blocks Wednesday as Vanderbilt never trailed in a 67-56 victory over Tennessee.

Five weeks after shooting a season-high 58.6 percent in an 87-75 triumph at Vanderbilt, Tennessee had its lowest point total and worst field-goal percentage (.290) of the season in the rematch.

"I really think our guys were extra motivated with losing the first game in our place, wanting to come back and show we're a much better team and playing at a much higher level than we were earlier in the year," Vanderbilt coach Bryce Drew said.

Vanderbilt (15-13, 8-7 SEC) has won at Tennessee (15-13, 7-8) each of the last three years. The last time Vanderbilt beat Tennessee in Knoxville three straight times was from 1955-57.

Although the Commodores entered Wednesday ranked 12th out of 14 SEC teams in field-goal percentage defense, they've been stingier lately. Vanderbilt held South Carolina to one basket over the final 9 1/2 minutes of a 71-62 victory over the Gamecocks on Saturday.

Vanderbilt's last three opponents have shot 7 of 42 from 3-point range. Tennessee was 3 of 17 from beyond the arc.

"I think for us to be able to go out and kind of make that stance we did defensively today, it's something that we can take pride in, knowing we've definitely become a better team since we played them the first time," Kornet said.

Both teams entered the night seeking late-season runs that could boost their NCAA Tournament credentials. Vanderbilt was 49th and Tennessee 52nd in the RPI at the start of the day.

But on a night when both teams had much at stake, Tennessee came out flat. The Vols made one basket in the first nine minutes of the game.

"I'm baffled and frustrated by it," Tennessee coach Rick Barnes said of the slow start. "This time of year, you can't come out at home and play like that. ... I just can't believe that we wouldn't be more focused. You've got to give Vanderbilt credit because they understand what this time of year's about obviously, and we don't."

After trailing by as many as 15 points, Tennessee got to within 44-43 on a pair of Grant Williams free throws with 6:01 left. Vanderbilt scored on its next five possessions to get the margin back up to nine, and the Commodores stayed ahead by at least five the rest of the way.

Jeff Roberson had 15 points and eight rebounds for Vanderbilt. Matthew Fisher-Davis scored 13, Nolan Cressler had 11 and Riley LaChance added 10.

Robert Hubbs III scored 16 to lead Tennessee, while Williams and Admiral Schofield added 11 apiece.

Tennessee was playing without usual starting guard Jordan Bowden due to an illness. Shembari Phillips started in his place and scored six points while shooting just 2 of 13.



Official Basketball Box Score - Game Totals - Final Statistics  
**Vanderbilt vs Marquette**  
 11/11/16 6:37 PM at Annapolis, Md. (Alumni Hall)



**Vanderbilt 71 • 0-1**

##	Player	Total		3-Ptr		Rebounds			PF	TP	A	TO	Blk	Stl	Min
		FG-FGA	FG-FGA	FT-FTA	Off	Def	Tot								
03	KORNET, Luke	f	4-9	1-4	6-6	0	5	5	3	15	1	3	2	0	23
11	ROBERSON, Jeff	f	3-11	1-4	2-2	4	6	10	0	9	2	5	0	1	33
05	FISHER-DAVIS, Matthe	g	4-10	2-5	2-2	0	0	0	0	12	1	4	0	0	22
13	LACHANCE, Riley	g	3-5	2-3	1-2	0	2	2	0	9	2	1	1	0	33
24	CRESSLER, Nolan	g	3-8	1-1	0-0	3	6	9	1	7	1	3	0	0	19
00	JUSTICE, Camron	g	1-5	0-3	0-0	0	2	2	0	2	3	1	0	1	19
01	WILLIS, Payton	g	1-3	0-1	1-6	1	1	2	0	3	1	0	0	1	8
02	TOYE, Joe	g	2-4	0-2	4-6	1	1	2	1	8	2	1	0	0	21
12	BAPTISTE, Djery	g	0-1	0-0	1-2	0	1	1	4	1	0	0	1	1	9
15	BROWN, Clevon	g	2-2	1-1	0-0	1	1	2	1	5	0	1	1	0	13
Team						1	1	2							
Totals			23-58	8-24	17-26	11	26	37	10	71	13	19	5	4	200

FG % 1st Half: 14-33 42.4% 2nd half: 9-25 36.0% Game: 23-58 39.7% Deadball Rebounds 4  
 3FG % 1st Half: 5-13 38.5% 2nd half: 3-11 27.3% Game: 8-24 33.3%  
 FT % 1st Half: 7-10 70.0% 2nd half: 10-16 62.5% Game: 17-26 65.4%

**Marquette 95 • 1-0**

##	Player	Total		3-Ptr		Rebounds			PF	TP	A	TO	Blk	Stl	Min
		FG-FGA	FG-FGA	FT-FTA	Off	Def	Tot								
40	FISCHER, Luke	c	7-9	0-0	4-4	3	4	7	3	18	3	0	3	2	32
00	HOWARD, Markus	g	0-2	0-0	0-0	0	0	0	4	0	2	1	0	0	11
22	REINHARDT, Katin	g	4-14	1-6	0-0	0	4	4	1	9	3	2	0	2	26
20	JOHNSON, Jajuan	g	9-13	3-5	0-0	1	3	4	3	21	3	1	1	6	29
25	CHEATHAM, Haanif	g	6-11	3-5	0-0	0	6	6	1	15	3	1	0	2	28
01	WILSON, Duane	g	4-6	1-2	0-0	0	3	3	1	9	0	2	0	0	14
05	COHEN III, Sandy	g	0-1	0-0	0-0	1	1	2	1	0	0	2	0	0	5
10	HAUSER, Sam	g	5-8	4-7	0-0	1	2	3	2	14	1	0	0	1	19
12	HELDT, Matt	g	1-1	0-0	0-1	0	1	1	4	2	0	2	0	0	3
21	CARTER, Traci	g	3-6	1-3	0-0	3	1	4	2	7	5	0	0	0	19
30	ROWSEY, Andrew	g	0-3	0-3	0-0	0	2	2	1	0	2	0	0	0	14
Team						1	2	3							
Totals			39-74	13-31	4-5	10	29	39	23	95	22	12	4	13	200

FG % 1st Half: 16-35 45.7% 2nd half: 23-39 59.0% Game: 39-74 52.7% Deadball Rebounds 0  
 3FG % 1st Half: 3-12 25.0% 2nd half: 10-19 52.6% Game: 13-31 41.9%  
 FT % 1st Half: 4-5 80.0% 2nd half: 0-0 0.0% Game: 4-5 80.0%

Officials: Michael Stephens, James Breeding, Les Jones  
 Technical fouls: Vanderbilt-None. Marquette-None.  
 Attendance: 2016 Veterans Classic

Score by periods	1st	2nd	Total
Vanderbilt	40	31	71
Marquette	39	56	95

Points	In	Off	2nd	Fast	Bench
	Paint	T/O	Chance	Break	
VU	22	11	9	2	19
MU	44	35	19	19	32

Last FG - VU 2nd-00:00, MU 2nd-01:35.  
 Largest lead - VU by 1 1st-00:25, MU by 32 2nd-03:51.  
 VU led for 01:23. MU led for 35:25. Game was tied for 03:12.

Score tied - 5 times.  
 Lead changed - 2 times.



Official Basketball Box Score - Game Totals - Final Statistics  
**Belmont vs Vanderbilt**  
 11/15/16 8 p.m. at Nashville, Tenn. (Memorial Gym)



**Belmont 66 • 0-1**

##	Player	Total		3-Ptr		Rebounds			PF	TP	A	TO	Blk	Stl	Min
		FG-FGA	FG-FGA	FT-FTA	Off	Def	Tot								
32	EKEKEZE, Amanze	f	7-10	3-5	1-1	1	4	5	4	18	1	1	0	0	26
35	BRADDS, Evan	f	6-15	1-2	6-10	1	7	8	2	19	1	1	1	1	31
01	LUKE, Austin	g	2-7	1-6	0-0	0	3	3	2	5	6	0	0	1	29
03	WINDLER, Dylan	g	3-5	1-3	0-0	4	2	6	2	7	2	0	1	0	28
20	BARNETTE, Taylor	g	3-15	3-13	2-2	1	3	4	3	11	2	3	0	0	35
02	SMITH, Nick	g	1-6	0-5	0-0	1	0	1	4	2	0	0	0	1	17
11	MCCLAIN, Kevin	g	2-8	0-5	0-0	1	0	1	2	4	3	2	0	0	15
21	SAMPSON, Burton	g	0-1	0-1	0-0	0	0	0	0	0	0	0	0	0	8
24	BANKERT, Michael	g	0-0	0-0	0-0	1	1	2	0	0	0	0	0	1	5
31	LESTER, Josh	g	0-0	0-0	0-0	0	0	0	1	0	0	0	0	0	0+
41	HADDEN, Tyler	g	0-1	0-1	0-0	0	0	0	3	0	0	0	0	0	4
50	ADELSPERGER, Seth	g	0-0	0-0	0-0	0	1	1	0	0	0	0	0	0	2
Team						0	2	2							
Totals			24-68	9-41	9-13	10	23	33	23	66	15	9	2	4	200

FG % 1st Half: 9-30 30.0% 2nd half: 15-38 39.5% Game: 24-68 35.3% Deadball Rebounds 3  
 3FG % 1st Half: 1-18 5.6% 2nd half: 8-23 34.8% Game: 9-41 22.0%  
 FT % 1st Half: 2-2 100.0% 2nd half: 7-11 63.6% Game: 9-13 69.2%

**Vanderbilt 80 • 1-1**

##	Player	Total		3-Ptr		Rebounds			PF	TP	A	TO	Blk	Stl	Min
		FG-FGA	FG-FGA	FT-FTA	Off	Def	Tot								
03	KORNET, Luke	f	4-9	0-0	12-16	2	5	7	1	20	2	3	3	0	29
11	ROBERSON, Jeff	f	4-8	2-4	0-0	2	6	8	5	10	4	1	0	0	33
05	FISHER-DAVIS, Matthe	g	4-10	3-6	5-5	0	3	3	0	16	0	2	0	0	34
13	LACHANCE, Riley	g	1-3	1-1	2-2	0	3	3	0	5	4	1	0	0	24
24	CRESSLER, Nolan	g	2-5	1-2	0-0	1	4	5	3	5	3	0	0	1	28
00	JUSTICE, Camron	g	1-2	1-1	0-0	0	1	1	0	3	0	1	0	0	6
01	WILLIS, Payton	g	3-5	1-3	3-4	1	0	1	1	10	0	2	0	1	16
02	TOYE, Joe	g	1-3	0-1	1-2	0	6	6	0	3	0	1	0	0	14
12	BAPTISTE, Djery	g	3-5	0-0	2-2	0	3	3	4	8	0	2	0	0	11
15	BROWN, Clevon	g	0-0	0-0	0-0	0	0	0	1	0	0	0	1	0	5
Team						1	3	4							
Totals			23-50	9-18	25-31	7	34	41	15	80	13	14	4	2	200

FG % 1st Half: 14-26 53.8% 2nd half: 9-24 37.5% Game: 23-50 46.0% Deadball Rebounds 3,1  
 3FG % 1st Half: 6-9 66.7% 2nd half: 3-9 33.3% Game: 9-18 50.0%  
 FT % 1st Half: 2-4 50.0% 2nd half: 23-27 85.2% Game: 25-31 80.6%

Officials: Olandis Poole, Bart Lenox, Jason Baker  
 Technical fouls: Belmont-None. Vanderbilt-None.  
 Attendance: 9116

Score by periods	1st	2nd	Total
Belmont	21	45	66
Vanderbilt	36	44	80

Points	In	Off	2nd	Fast	Bench
	Paint	T/O	Chance	Break	
BEL	28	8	3	7	6
VU	24	3	12	3	24

Last FG - BEL 2nd-00:56, VU 2nd-01:17.  
 Largest lead - BEL by 2 1st-19:45, VU by 16 1st-01:41.  
 BEL led for 00:15. VU led for 39:30. Game was tied for 00:15.

Score tied - 0 times.  
 Lead changed - 1 time.



Official Basketball Box Score - Game Totals - Final Statistics  
**Norfolk State vs Vanderbilt**  
 11/18/16 7 p.m. at Nashville, Tenn. (Memorial Gym)



**Norfolk State 52 • 2-2**

##	Player	Total		3-Ptr		Rebounds			PF	TP	A	TO	Blk	Stl	Min
		FG-FGA	FG-FGA	FT-FTA	Off	Def	Tot								
22	LONG, Alex	f	1-9	0-0	1-2	2	3	5	3	3	0	3	0	0	20
05	GELLINEAU, Bryan	c	0-1	0-0	0-0	0	1	1	3	0	0	4	1	0	12
02	ROBINSON, Zaynah	g	2-8	0-1	2-2	0	2	2	1	6	1	0	0	1	30
03	WADE, Jonathan	g	6-14	1-4	7-9	2	6	8	2	20	0	2	0	1	36
04	GOSS, Micah	g	1-6	1-4	0-0	0	1	1	1	3	0	0	0	0	16
00	WARD, Carrington	g	2-10	0-1	0-0	1	2	3	0	4	1	1	0	1	22
13	ALLEN, Stavian	g	0-0	0-0	0-0	0	2	2	3	0	0	0	0	0	8
20	BROWN, Alex	g	0-1	0-0	0-0	0	0	0	0	0	0	0	0	0	7
24	WILLIAMS, Kyle	g	0-1	0-1	0-0	0	0	0	0	0	0	0	0	0	11
44	ROBINSON, Dan	g	3-5	0-0	1-1	3	1	4	4	7	0	0	0	0	22
45	BUTLER, Jordan	g	3-5	0-0	3-6	2	2	4	4	9	0	2	0	0	16
Team						3	3	6							
Totals			18-60	2-11	14-20	13	23	36	21	52					



Official Basketball Box Score -- Game Totals -- Final Statistics  
**Vanderbilt vs Butler**  
 11/24/16 5:00pm at Orleans Arena, Las Vegas, NV



**Vanderbilt 66 • 2-3**

#	Player	Total		3-Ptr		Rebounds			PF	TP	A	TO	Blk	Stl	Min
		FG-FGA	FT-FTA	FG-FGA	FT-FTA	Off	Def	Tot							
03	KORNET, Luke	2-11	1-5	0-0	1	4	5	3	5	1	4	2	0	28	
11	ROBERSON, Jeff	3-5	0-2	5-6	0	4	4	4	11	1	2	1	1	25	
12	BAPTISTE, Djery	1-3	0-0	0-0	1	1	2	3	2	0	2	0	0	17	
05	FISHER-DAVIS, Matthe	1-3	0-2	0-0	1	2	3	0	2	0	0	0	1	11	
13	LACHANCE, Riley	2-6	1-2	2-2	1	3	4	3	7	6	2	0	0	34	
00	JUSTICE, Camron	0-2	0-1	1-2	0	1	1	2	1	1	0	0	0	10	
01	WILLIS, Payton	5-8	2-5	5-6	1	2	3	2	17	2	2	1	0	27	
02	TOYE, Joe	3-5	0-1	1-2	0	2	2	4	7	0	1	0	1	14	
15	BROWN, Clevon	2-4	2-2	0-0	2	2	4	2	6	0	1	0	0	16	
20	MCGLOIN, Phillip	0-0	0-0	0-0	0	0	0	1	0	0	0	0	0	0+	
24	CRESSLER, Nolan	3-5	1-2	1-1	0	3	3	5	8	0	2	0	2	18	
	Team				1	1	2								
	Totals	22-52	7-22	15-19	8	25	33	29	66	11	16	4	5	200	

FG % 1st Half: 11-28 39.3% 2nd half: 11-24 45.8% Game: 22-52 42.3%  
 3FG % 1st Half: 4-12 33.3% 2nd half: 3-10 30.0% Game: 7-22 31.8%  
 FT % 1st Half: 8-10 80.0% 2nd half: 7-9 77.8% Game: 15-19 78.9%

**Butler 76 • 5-0**

#	Player	Total		3-Ptr		Rebounds			PF	TP	A	TO	Blk	Stl	Min
		FG-FGA	FT-FTA	FG-FGA	FT-FTA	Off	Def	Tot							
04	WIDEMAN, Tyler	1-4	0-0	6-6	6	1	7	2	8	1	3	0	0	27	
30	MARTIN, Kelan	3-12	1-5	7-10	0	3	3	4	14	2	2	0	3	30	
45	CHRABASCZ, Andrew	3-7	2-3	4-4	3	7	10	2	12	3	1	0	1	37	
00	WOODSON, Avery	2-6	1-4	0-0	0	4	4	2	5	2	0	0	0	17	
01	LEWIS, Tyler	4-9	1-4	6-10	0	2	2	0	15	4	2	0	0	30	
03	BALDWIN, Kamar	5-7	2-3	0-0	0	1	1	3	12	1	1	0	1	27	
11	SAVAGE, Kethan	1-1	0-0	0-2	0	1	1	0	2	0	0	0	0	6	
00	BADDLEY, Henry	0-0	0-0	0-0	0	0	0	0	0	0	0	0	0	2	
22	McDERMOTT, Sean	2-6	2-6	1-2	1	5	6	4	7	1	2	0	0	20	
51	FOWLER, Nate	0-0	0-0	1-2	2	0	2	0	1	0	1	1	1	4	
	Team				0	0	0								
	Totals	21-52	9-25	25-36	12	24	36	17	76	14	12	1	6	200	

FG % 1st Half: 10-23 43.5% 2nd half: 11-29 37.9% Game: 21-52 40.4%  
 3FG % 1st Half: 7-13 53.8% 2nd half: 2-12 16.7% Game: 9-25 36.0%  
 FT % 1st Half: 14-17 82.4% 2nd half: 11-19 57.9% Game: 25-36 69.4%

Officials: Duke Edsall, Rick Randall, Ed Crenshaw  
 Technical fouls: Vanderbilt-TEAM, Butler-None.  
 Attendance:

Score by periods	1st	2nd	Total
Vanderbilt	34	32	66
Butler	41	35	76

	In	Off	2nd	Fast	Bench
Points	Paint	T/O	Chance	Break	
VU	30	10	8	2	39
BUT	24	21	10	4	22

Last FG - VU 2nd-00:07, BUT 2nd-01:33.  
 Largest lead - VU by 4 1st-18:04, BUT by 12 2nd-01:33.  
 VU led for 06:14. BUT led for 33:02. Game was tied for 00:44.  
 Score tied - 3 times.  
 Lead changed - 5 times.



Official Basketball Box Score -- Game Totals -- Final Statistics  
**Santa Clara vs Vanderbilt**  
 11/25/16 5:00 PM at Orleans Arena, Las Vegas, NV



**Santa Clara 66 • 3-4**

#	Player	Total		3-Ptr		Rebounds			PF	TP	A	TO	Blk	Stl	Min
		FG-FGA	FT-FTA	FG-FGA	FT-FTA	Off	Def	Tot							
03	JADERSTEN, Henrik	2-6	1-5	0-0	0	5	5	2	5	1	0	0	0	36	
04	PUGH, Jarvis	3-7	0-2	2-2	0	5	5	2	8	1	2	0	0	37	
12	HAUSER, Matt	2-8	0-3	0-0	0	3	3	2	4	4	0	0	0	37	
23	BROWNDRIDGE, Jared	10-15	4-9	12-13	0	1	1	0	36	2	1	1	0	36	
43	KRATCH, Nate	4-9	1-2	0-0	0	3	3	4	9	0	1	0	0	27	
01	WARDLOW, Evan	0-0	0-0	0-0	0	0	0	2	0	0	1	0	0	7	
10	HEALY, Kai	1-2	0-0	0-0	0	0	0	3	2	0	1	0	0	11	
22	HUBBARD, Matt	0-0	0-0	0-0	1	0	1	4	0	0	2	0	0	5	
35	LEWIS, Tony	1-2	0-0	0-0	0	1	1	1	2	0	1	0	0	4	
	Team				0	2	2								
	Totals	23-49	6-21	14-15	1	20	21	20	66	8	9	1	0	200	

FG % 1st Half: 10-24 41.7% 2nd half: 13-25 52.0% Game: 23-49 46.9%  
 3FG % 1st Half: 3-13 23.1% 2nd half: 3-8 37.5% Game: 6-21 28.6%  
 FT % 1st Half: 0-0 0.0% 2nd half: 14-15 93.3% Game: 14-15 93.3%

**Vanderbilt 76 • 3-3**

#	Player	Total		3-Ptr		Rebounds			PF	TP	A	TO	Blk	Stl	Min
		FG-FGA	FT-FTA	FG-FGA	FT-FTA	Off	Def	Tot							
01	WILLIS, Payton	2-5	1-4	0-0	1	3	4	0	5	8	4	0	0	32	
03	KORNET, Luke	4-9	1-3	9-10	1	5	6	3	18	0	3	1	0	30	
05	FISHER-DAVIS, Matthe	4-9	3-6	3-3	0	2	2	2	14	2	2	0	0	35	
11	ROBERSON, Jeff	4-8	3-5	1-4	0	4	4	2	12	1	4	0	0	32	
13	LACHANCE, Riley	6-7	5-6	0-0	0	4	4	4	17	6	0	0	1	32	
02	TOYE, Joe	1-2	1-1	0-0	0	0	0	0	3	1	0	0	0	9	
12	BAPTISTE, Djery	2-2	0-0	0-0	0	0	0	3	4	0	0	0	0	10	
15	BROWN, Clevon	0-3	0-2	0-0	1	2	3	0	0	0	0	0	0	8	
24	CRESSLER, Nolan	1-3	1-1	0-0	2	1	3	1	3	0	0	0	0	12	
	Team				2	4	6								
	Totals	24-48	15-28	13-17	7	25	32	15	76	18	13	1	1	200	

FG % 1st Half: 14-26 53.8% 2nd half: 10-22 45.5% Game: 24-48 50.0%  
 3FG % 1st Half: 10-16 62.5% 2nd half: 5-12 41.7% Game: 15-28 53.6%  
 FT % 1st Half: 3-6 50.0% 2nd half: 10-11 90.9% Game: 13-17 76.5%

Officials: Rick Randall, Ed Crenshaw, John St. Clair  
 Technical fouls: Santa Clara-None. Vanderbilt-None.  
 Attendance:

Score by periods	1st	2nd	Total
Santa Clara	23	43	66
Vanderbilt	41	35	76

	In	Off	2nd	Fast	Bench
Points	Paint	T/O	Chance	Break	
SCU	22	14	2	0	4
VU	14	5	3	2	10

Last FG - SCU 2nd-00:24, VU 2nd-01:21.  
 Largest lead - SCU None, VU by 18 1st-00:02.  
 SCU led for 00:00. VU led for 39:43. Game was tied for 00:17.  
 Score tied - 0 times.  
 Lead changed - 0 times.



Official Basketball Box Score -- Game Totals -- Final Statistics  
**Tennessee State vs Vanderbilt**  
 11/29/16 7:00 pm at Nashville, Tenn. (Memorial Gym)



**Tennessee State 59 • 6-1**

#	Player	Total		3-Ptr		Rebounds			PF	TP	A	TO	Blk	Stl	Min
		FG-FGA	FT-FTA	FG-FGA	FT-FTA	Off	Def	Tot							
04	HAMILTON, K.	7-12	3-5	2-5	3	1	4	2	19	0	4	1	0	26	
33	MARTIN, Wayne	2-5	0-1	1-2	1	3	4	2	5	0	4	0	0	28	
03	REED, Jordan	2-5	0-0	2-6	2	2	4	4	6	2	1	2	29		
05	McCALL, Tahjere	1-3	0-0	6-10	0	0	0	5	8	3	0	0	1	20	
14	REDDICK, Darreon	5-14	2-3	0-0	0	0	0	0	12	0	0	0	0	28	
00	CHANEY, Armani	1-3	0-1	0-0	0	2	2	2	2	2	2	0	0	22	
01	SPENCER, Delano	2-7	2-5	0-0	0	0	0	2	6	1	1	0	0	22	
15	WILLIAMS, Xavier	0-0	0-0	0-0	0	1	1	0	0	0	0	0	0	3	
21	MKEOWULU, Christian	0-0	0-0	1-2	1	0	1	3	1	0	2	1	0	19	
23	EVERETT, A'Torey	0-0	0-0	0-0	0	0	0	0	0	0	0	0	0	3	
	Team				2	2	4								
	Totals	20-49	7-15	12-25	9	11	20	20	59	8	14	3	3	200	

FG % 1st Half: 9-27 33.3% 2nd half: 11-22 50.0% Game: 20-49 40.8%  
 3FG % 1st Half: 2-7 28.6% 2nd half: 5-8 62.5% Game: 7-15 46.7%  
 FT % 1st Half: 2-6 33.3% 2nd half: 10-19 52.6% Game: 12-25 48.0%

**Vanderbilt 83 • 4-3**

#	Player	Total		3-Ptr		Rebounds			PF	TP	A	TO	Blk	Stl	Min
		FG-FGA	FT-FTA	FG-FGA	FT-FTA	Off	Def	Tot							
11	ROBERSON, Jeff	5-10	2-4	1-2	0	5	5	3	13	0	4	0	2	31	
03	KORNET, Luke	2-4	0-1	8-8	3	3	6	2	12	1	3	2	1	28	
01	WILLIS, Payton	2-4	1-3	4-4	1	1	2	3	9	3	3	0	0	23	
05	FISHER-DAVIS, Matthe	6-10	2-5	8-11	2	3	5	2	22	1	2	0	2	29	
13	LACHANCE, Riley	4-6	4-6	0-0	1	1	2	2	12	5	0	0	0	33	
00	JUSTICE, Camron	0-2	0-1	1-3	0	0	0	2	1	1	0	0	1	5	
02	TOYE, Joe	2-3	0-0	1-2	1	1	2	1	5	0	1	0	0	11	
12	BAPTISTE, Djery	2-2	0-0	0-0	1	2	3	2	4	0	1	1	0	11	
15	BROWN, Clevon	0-3	0-2	0-0	2	0	2	1	0	0	2	0	0	10	
24	CRESSLER, Nolan	2-2	1-1	0-0	0	5	5	1	5	1	2	0	0	19	
	Team				2	5	7								
	Totals	25-46	10-23	23-30	13	26	39	19	83	12	19	3	6	200	

FG % 1st Half: 14-23 60.9% 2nd half: 11-23 47.8% Game: 25-46 54.3%  
 3FG % 1st Half: 5-11 45.5% 2nd half: 5-12 41.7% Game: 10-23 43.5%  
 FT % 1st Half: 10-13 76.9% 2nd half: 13-17 76.5% Game: 23-30 76.7%

Officials: Anthony Jordan, Joe Lindsay, Chuck Jones  
 Technical fouls: Tennessee State-REED, Jordan. Vanderbilt-None.  
 Attendance: 8445



Official Basketball Box Score - Game Totals - Final Statistics  
**High Point vs Vanderbilt**  
 12/06/16 7 p.m. at Nashville, Tenn. (Memorial Gym)



**High Point 63 • 4-5**

#	Player	Total		3-Ptr		Rebounds			PF	TP	A	TO	Blk	Stl	Min
		FG-FGA	FG-FGA	FT-FTA	FT-FTA	Off	Def	Tot							
25	MADISON, Ricky	0-0	0-0	2-2	0 0 0	5	2	1	3	0	1	20			
33	BOWMAN JR, Miles	5-10	2-3	10-12	3 3 6	1	22	1	2	1	0	27			
02	WHITE, Austin	2-3	1-1	0-0	0 1 1	1	5	3	1	0	1	20			
03	WRIGHT, Jamal	4-4	4-4	0-0	0 4 4	3	12	1	6	0	0	30			
22	FOX, Andre	1-8	1-2	0-0	0 2 2	0	3	0	2	0	0	24			
04	WILLIAMS, Jalen	0-1	0-0	0-0	0 0 0	0	0	1	2	0	0	16			
10	THOMPSON, Tarique	2-3	1-1	0-0	0 1 1	3	5	0	1	0	1	20			
14	VARGO, Luke	1-1	1-1	0-0	0 0 0	0	3	1	0	0	0	10			
24	LINDAUER, Anthony	4-10	2-2	1-2	0 3 3	4	11	3	2	0	2	27			
34	WHITEHEAD, Jordan	0-0	0-0	0-0	0 1 1	0	0	0	0	0	0	3			
35	GOODING, Dexter	0-1	0-1	0-0	0 1 1	0	0	1	0	0	0	3			
Team						1	2								
Totals		19-41	12-15	13-16	4 17 21	17	63	12	19	1	5	200			

FG % 1st Half: 14-25 56.0% 2nd half: 5-16 31.3% Game: 19-41 46.3% Deadball Rebounds 1  
 3FG % 1st Half: 8-9 88.9% 2nd half: 4-6 66.7% Game: 12-15 80.0%  
 FT % 1st Half: 6-7 85.7% 2nd half: 7-9 77.8% Game: 13-16 81.3%

**Vanderbilt 90 • 5-4**

#	Player	Total		3-Ptr		Rebounds			PF	TP	A	TO	Blk	Stl	Min
		FG-FGA	FG-FGA	FT-FTA	FT-FTA	Off	Def	Tot							
05	FISHER-DAVIS, Matthe	6-10	4-8	3-4	0 3 3	0	19	3	1	1	0	29			
11	ROBERSON, Jeff	5-8	4-7	0-0	0 3 3	2	14	2	2	0	0	25			
03	KORNET, Luke	3-8	0-2	2-2	0 3 3	4	8	1	1	1	1	23			
01	WILLIS, Payton	4-5	3-4	2-2	0 2 2	2	13	4	1	1	1	23			
13	LACHANCE, Riley	4-4	4-4	2-2	0 2 2	2	14	7	1	0	2	29			
00	JUSTICE, Camron	1-1	0-0	1-1	0 1 1	0	3	0	1	0	1	6			
02	TOYE, Joe	1-5	1-2	3-4	2 3 5	1	6	1	1	0	0	18			
12	BAPTISTE, Djery	0-0	0-0	0-0	0 1 1	2	0	0	1	0	0	14			
15	BROWN, Clevon	1-2	1-2	0-0	0 0 0	2	3	0	1	1	0	11			
20	MCGLOIN, Phillip	0-0	0-0	0-0	0 0 0	0	0	0	0	0	0	0+			
24	CRESSLER, Nolan	4-7	2-3	0-0	2 2 4	1	10	5	3	0	3	22			
Team						2	0								
Totals		29-50	19-32	13-15	6 20 26	16	90	23	13	3	8	200			

FG % 1st Half: 16-27 59.3% 2nd half: 13-23 56.5% Game: 29-50 58.0% Deadball Rebounds 0  
 3FG % 1st Half: 12-19 63.2% 2nd half: 7-13 53.8% Game: 19-32 59.4%  
 FT % 1st Half: 6-6 100.0% 2nd half: 7-9 77.8% Game: 13-15 86.7%

Officials: John Hampton, Terry Moore, Nathan Bemis  
 Technical fouls: High Point-None. Vanderbilt-None.  
 Attendance: 8288

Score by periods	1st	2nd	Total
High Point	42	21	63
Vanderbilt	50	40	90

Points	In	Off	2nd	Fast	Bench
HPU	10	11	5	0	19
VU	12	33	8	10	22

Last FG - HPU 2nd-00:58, VU 2nd-01:26.  
 Largest lead - HPU by 7 1st-14:13, VU by 30 2nd-03:40.  
 HPU led for 04:34, VU led for 34:14. Game was tied for 01:11.

Score tied - 0 times.  
 Lead changed - 4 times.



Official Basketball Box Score - Game Totals - Final Statistics  
**Vanderbilt vs Middle Tennessee**  
 12/08/16 6:35 p.m. at Murfreesboro, Tenn.



**Vanderbilt 48 • 5-5**

#	Player	Total		3-Ptr		Rebounds			PF	TP	A	TO	Blk	Stl	Min
		FG-FGA	FG-FGA	FT-FTA	FT-FTA	Off	Def	Tot							
03	KORNET, Luke	3-13	0-2	2-2	2 3 5	1	8	1	1	1	0	28			
11	ROBERSON, Jeff	4-12	1-5	2-5	1 7 8	1	11	0	3	0	1	32			
01	WILLIS, Payton	0-1	0-1	2-2	0 2 2	1	2	2	1	0	0	16			
05	FISHER-DAVIS, Matthe	4-13	3-7	2-2	0 3 3	1	13	1	4	0	1	36			
13	LACHANCE, Riley	1-4	0-2	0-0	0 4 4	2	2	2	3	0	0	34			
02	TOYE, Joe	1-2	1-1	0-0	0 1 1	0	3	1	1	0	0	8			
12	BAPTISTE, Djery	0-0	0-0	0-0	0 0 0	0	0	0	0	0	0	3			
15	BROWN, Clevon	3-4	0-0	0-0	1 3 4	1	6	1	0	1	0	17			
24	CRESSLER, Nolan	1-4	0-1	1-2	0 2 2	3	3	1	0	0	1	26			
Team						1	3								
Totals		17-53	5-19	9-13	5 28 33	10	48	9	13	2	3	200			

FG % 1st Half: 9-28 32.1% 2nd half: 8-25 32.0% Game: 17-53 32.1% Deadball Rebounds 2  
 3FG % 1st Half: 4-13 30.8% 2nd half: 1-6 16.7% Game: 5-19 26.3%  
 FT % 1st Half: 1-2 50.0% 2nd half: 8-11 72.7% Game: 9-13 69.2%

**Middle Tennessee 71 • 9-1**

#	Player	Total		3-Ptr		Rebounds			PF	TP	A	TO	Blk	Stl	Min
		FG-FGA	FG-FGA	FT-FTA	FT-FTA	Off	Def	Tot							
22	WILLIAMS, JaCorey	6-9	0-0	1-2	0 10 10	2	13	0	1	0	1	31			
30	UPSHAW, Reggie	7-12	0-2	0-2	1 5 6	2	14	5	1	1	3	35			
00	DIXON, Tyrik	1-4	0-1	0-0	1 5 6	1	2	2	3	0	1	23			
11	SIMPSON, Edward	1-5	1-5	0-0	0 1 1	1	3	6	1	0	2	29			
20	POTTS, Giddy	10-17	4-9	3-3	1 8 9	2	27	1	0	0	3	34			
01	WALTERS, Brandon	1-4	0-0	0-0	1 1 2	1	2	1	0	1	0	10			
02	JOHNSON, Antwan	0-4	0-3	3-4	1 1 2	0	3	0	0	0	0	9			
04	HABERSHAM, Xavier	2-5	2-3	0-0	0 1 1	1	6	0	0	0	0	21			
14	MILLER, Chase	0-0	0-0	0-0	0 0 0	0	0	0	0	1	0	2			
24	COPELAND, Quavius	0-0	0-0	0-0	0 0 0	0	0	0	0	0	0	2			
25	GAMBLE, Karl	0-1	0-1	1-2	0 0 0	2	1	0	0	0	0	2			
45	FOOTE, Aldonis	0-0	0-0	0-0	0 0 0	2	0	0	0	0	0	2			
Team						2	0								
Totals		28-61	7-24	8-13	7 32 39	14	71	15	6	3	10	200			

FG % 1st Half: 12-29 41.4% 2nd half: 16-32 50.0% Game: 28-61 45.9% Deadball Rebounds 3,1  
 3FG % 1st Half: 4-13 30.8% 2nd half: 3-11 27.3% Game: 7-24 29.2%  
 FT % 1st Half: 3-6 50.0% 2nd half: 5-7 71.4% Game: 8-13 61.5%

Officials: Ray Natili, Patrick Adams, Roger Ayers  
 Technical fouls: Vanderbilt-None. Middle Tennessee-None.  
 Attendance: 9606

Score by periods	1st	2nd	Total
Vanderbilt	23	25	48
Middle Tennessee	31	40	71

Points	In	Off	2nd	Fast	Bench
VU	22	4	6	0	12
MT	28	17	3	16	12

Last FG - VU 2nd-05:23, MT 2nd-01:52.  
 Largest lead - VU by 4 1st-16:01, MT by 26 2nd-06:51.  
 VU led for 04:39, MT led for 34:03. Game was tied for 01:18.

Score tied - 2 times.  
 Lead changed - 3 times.



Official Basketball Box Score - Game Totals - Final Statistics  
**Chattanooga vs Vanderbilt**  
 12/17/16 7:30 p.m. at Nashville, Tenn. (Memorial Gym)



**Chattanooga 74 • 8-3**

#	Player	Total		3-Ptr		Rebounds			PF	TP	A	TO	Blk	Stl	Min
		FG-FGA	FG-FGA	FT-FTA	FT-FTA	Off	Def	Tot							
05	Justin Tuoyo	6-10	0-0	0-1	7 2 9	4	12	2	4	2	0	27			
23	Tre' McLean	3-9	1-3	3-3	0 6 6	3	10	0	2	0	1	34			
01	Greg Pryor	4-7	1-4	3-5	0 3 3	4	12	5	1	0	0	37			
04	J. Burroughs-Cook	4-11	0-1	3-4	1 1 2	4	11	0	1	0	1	29			
24	Casey Jones	8-11	0-0	0-2	1 2 3	2	16	1	3	0	0	26			
02	Rodney Chatman	0-0	0-0	0-0	0 0 0	3	0	1	1	0	0	9			
03	Nat Dixon	1-1	0-0	0-0	0 1 1	2	2	1	0	0	0	14			
11	Makale Foreman	1-1	1-1	0-0	0 0 0	1	3	0	0	0	0	7			
21	Makinde London	2-4	0-2	4-4	0 6 6	4	8	1	1	1	1	17			
Team						2	1								
Totals		29-54	3-11	13-19	11 22 33	24	74	11	14	3	3	200			

FG % 1st Half: 14-31 45.2% 2nd half: 15-23 65.2% Game: 29-54 53.7% Deadball Rebounds 1  
 3FG % 1st Half: 2-7 28.6% 2nd half: 1-4 25.0% Game: 3-11 27.3%  
 FT % 1st Half: 8-10 80.0% 2nd half: 5-9 55.6% Game: 13-19 68.4%

**Vanderbilt 76 • 6-5**

#	Player	Total		3-Ptr		Rebounds			PF	TP	A	TO	Blk	Stl	Min
		FG-FGA	FG-FGA	FT-FTA	FT-FTA	Off	Def	Tot							
05	FISHER-DAVIS, Matthe	4-14	1-7	9-9	1 6 7	3	18	2	2	0	0	37			
11	ROBERSON, Jeff	4-10	1-4	2-2	2 3 5	3	11	2	1	2	0	35			
03	KORNET, Luke	5-10	3-6	5-6	0 4 4	2	18	2	2	2	2	35			
01	WILLIS, Payton	3-6	0-1	1-2	2 2 4	1	7	3	1	0	0	28			
13	LACHANCE, Riley	1-2	1-2	4-4	1 0 1	3	7	4	1	0	0	22			
02	TOYE, Joe	3-5	0-0	4-4	0 2 2	3	10	2	1	0	0	19			
12	BAPTISTE, Djery	2-2	0-0	0-0	1 1 2	1	4	0	1	0	0	5			
15	BROWN, Clevon	0-0	0-0	1-2	0 1										



Official Basketball Box Score - Game Totals - Final Statistics  
**Vanderbilt vs LSU**  
 12/29/16 8:00 PM at Baton Rouge, La. (Maravich Center)



**Vanderbilt 96 • 7-6 (1-0 SEC)**

#	Player	Total		3-Ptr		Rebounds			PF	TP	A	TO	Blk	Stl	Min
		FG	FGA	FG	FGA	FT	F	FT-A							
03	KORNET, Luke	f	5-7	2-4	2-2	1	3	4	3	14	2	0	0	2	33
11	ROBERSON, Jeff	f	2-8	0-3	2-3	5	6	11	2	6	6	3	1	2	37
01	WILLIS, Payton	g	4-7	3-6	0-0	0	0	0	1	11	2	3	0	2	22
05	FISHER-DAVIS, Matthe	g	5-13	4-9	9-12	0	4	4	2	23	0	2	0	0	29
13	LACHANCE, Riley	g	8-13	4-7	4-5	0	1	1	1	24	5	1	0	1	36
02	TOYE, Joe	g	3-5	2-2	0-0	0	2	2	3	8	1	0	0	1	11
12	BAPTISTE, Djery	g	0-1	0-0	0-0	1	0	1	2	0	0	0	0	9	
24	CRESSLER, Nolan	g	4-4	1-1	1-2	1	2	3	1	10	2	1	0	1	23
Team						1	2	3							
Totals			31-58	16-32	18-24	9	20	29	15	96	18	11	1	9	200

FG % 1st Half: 16-32 50.0% 2nd half: 15-26 57.7% Game: 31-58 53.4% Deadball Rebounds 1  
 3FG % 1st Half: 8-16 50.0% 2nd half: 8-16 50.0% Game: 16-32 50.0%  
 FT % 1st Half: 5-5 100.0% 2nd half: 13-19 68.4% Game: 18-24 75.0%

**LSU 89 • 8-4 (0-1 SEC)**

#	Player	Total		3-Ptr		Rebounds			PF	TP	A	TO	Blk	Stl	Min
		FG	FGA	FG	FGA	FT	F	FT-A							
01	REATH, Duop	f	2-4	0-0	1-2	0	2	2	2	5	0	6	2	1	32
21	EPPS, Aaron	f	1-3	0-0	1-2	1	3	4	5	3	1	3	0	0	22
00	SAMPSON, Brandon	g	4-7	4-5	0-0	0	1	1	1	12	1	4	0	1	24
02	BLAKENEY, Antonio	g	8-13	2-6	6-7	1	6	7	0	24	2	1	1	33	
04	MAYS, Skylar	g	3-4	3-3	2-2	1	1	2	1	11	4	0	0	0	18
03	ROBINSON III, Elbert	g	0-0	0-0	0-0	0	0	0	1	0	0	0	0	0	4
10	JENKINS, Brandon	g	2-6	1-3	0-2	0	1	1	3	5	2	0	0	0	19
11	PATTERSON, Jalyn	g	4-7	3-5	0-0	0	3	3	1	11	6	0	0	2	26
20	BRIDGEWATER, Brian	g	2-2	0-0	0-0	1	0	1	2	4	0	0	0	0	2
44	SIMS, Wayde	g	5-8	4-6	0-1	1	5	6	1	14	2	1	0	2	20
Team						1	1	2							
Totals			31-54	17-28	10-16	6	23	29	17	89	18	15	3	7	200

FG % 1st Half: 13-25 52.0% 2nd half: 18-29 62.1% Game: 31-54 57.4% Deadball Rebounds 3  
 3FG % 1st Half: 9-13 69.2% 2nd half: 8-15 53.3% Game: 17-28 60.7%  
 FT % 1st Half: 7-8 87.5% 2nd half: 3-8 37.5% Game: 10-16 62.5%

Officials: Anthony Jordan, Mike Nance, Ron Groover  
 Technical fouls: Vanderbilt-None. LSU-None.  
 Attendance: 7853

Score by periods	1st	2nd	Total
Vanderbilt	45	51	96
LSU	42	47	89

Points	In	Off	2nd	Fast	Bench
Paint	Paint	T/O	Chance	Break	
VU	24	30	12	0	18
LSU	22	18	7	4	34

Last FG - VU 2nd-01:49, LSU 2nd-00:31.  
 Largest lead - VU by 20 2nd-09:05, LSU by 3 1st-16:59.  
 VU led for 36:06. LSU led for 02:34. Game was tied for 01:20.

Score tied - 4 times.  
 Lead changed - 4 times.



Official Basketball Box Score - Game Totals - Final Statistics  
**Auburn vs Vanderbilt**  
 01/04/17 6 p.m. at Nashville, Tenn. (Memorial Gym)



**Auburn 61 • 10-4, 0-2 SEC**

#	Player	Total		3-Ptr		Rebounds			PF	TP	A	TO	Blk	Stl	Min
		FG	FGA	FG	FGA	FT	F	FT-A							
03	Purifoy, Danjel	f	3-13	2-6	2-2	1	3	4	2	10	3	2	0	3	31
50	Wiley, Austin	c	3-8	0-0	0-0	4	0	4	3	6	0	0	0	0	12
01	Harper, Jared	g	7-15	3-6	2-2	0	1	1	1	19	2	1	0	1	32
05	Heron, Mustapha	g	3-13	0-3	7-7	0	6	6	0	13	1	2	0	1	31
23	Lang, TJ	g	0-3	0-2	0-0	2	3	5	3	0	0	0	1	0	17
00	Spencer, Horace	g	1-1	0-0	0-0	1	1	2	2	2	0	1	1	0	14
02	Brown, Bryce	g	1-3	1-3	0-0	0	0	0	2	3	0	1	0	1	12
04	Dunans, T.J.	g	2-8	0-1	0-2	1	4	5	2	4	1	4	1	2	23
12	Smith, LaRon	g	0-0	0-0	0-0	0	2	2	2	0	0	0	0	0	9
24	McLemore, Anfernee	g	2-4	0-0	0-0	3	3	6	0	4	0	1	1	0	15
35	Johnson, Ronnie	g	0-0	0-0	0-0	0	0	0	1	0	1	0	0	0	4
Team						0	2	2							
Totals			22-68	6-21	11-13	12	25	37	18	61	8	12	4	8	200

FG % 1st Half: 9-29 31.0% 2nd half: 13-39 33.3% Game: 22-68 32.4% Deadball Rebounds 1  
 3FG % 1st Half: 2-7 28.6% 2nd half: 4-14 28.6% Game: 6-21 28.6%  
 FT % 1st Half: 9-9 100.0% 2nd half: 2-4 50.0% Game: 11-13 84.6%

**Vanderbilt 80 • 8-6, 2-0 SEC**

#	Player	Total		3-Ptr		Rebounds			PF	TP	A	TO	Blk	Stl	Min
		FG	FGA	FG	FGA	FT	F	FT-A							
11	ROBERSON, Jeff	f	0-7	0-3	5-6	0	7	7	3	5	2	1	0	1	34
03	KORNET, Luke	c	4-9	1-2	1-3	4	7	11	2	10	2	1	4	1	31
01	WILLIS, Payton	g	3-6	1-4	0-0	1	4	5	2	7	6	3	0	1	32
05	FISHER-DAVIS, Matthe	g	11-20	7-14	4-7	0	7	7	1	33	2	2	0	2	33
13	LACHANCE, Riley	g	3-5	2-4	0-0	0	4	4	5	8	3	4	0	1	22
02	TOYE, Joe	g	4-7	1-4	0-0	0	2	2	3	9	3	3	0	1	19
12	BAPTISTE, Djery	g	0-1	0-0	0-0	1	0	1	1	0	0	0	0	0	7
15	BROWN, Clevon	g	0-0	0-0	0-0	1	0	1	0	0	0	0	1	0	8
24	CRESSLER, Nolan	g	3-3	2-2	0-0	0	1	1	0	8	0	0	0	0	14
Team						1	1	2							
Totals			28-58	14-33	10-16	8	33	41	17	80	18	14	5	7	200

FG % 1st Half: 15-31 48.4% 2nd half: 13-27 48.1% Game: 28-58 48.3% Deadball Rebounds 3,2  
 3FG % 1st Half: 8-18 44.4% 2nd half: 6-14 40.0% Game: 14-33 42.4%  
 FT % 1st Half: 8-14 57.1% 2nd half: 2-2 100.0% Game: 10-16 62.5%

Officials: Antinio Petty, Karl Hess, Gerry Pollard  
 Technical fouls: Auburn-None. Vanderbilt-None.  
 Attendance: 9918

Score by periods	1st	2nd	Total
Auburn	29	32	61
Vanderbilt	46	34	80

Points	In	Off	2nd	Fast	Bench
Paint	Paint	T/O	Chance	Break	
AU	32	15	10	2	13
VU	24	16	11	4	17

Last FG - AU 2nd-00:37, VU 2nd-03:57.  
 Largest lead - AU None, VU by 26 2nd-03:57.  
 AU led for 00:00. VU led for 39:37. Game was tied for 00:23.

Score tied - 0 times.  
 Lead changed - 0 times.



Official Basketball Box Score - Game Totals - Final Statistics  
**Vanderbilt vs Alabama**  
 1/17/17 6:05 p.m. at Tuscaloosa, Ala. (Coleman Coliseum)



**Vanderbilt 56 • 8-7, 2-1**

#	Player	Total		3-Ptr		Rebounds			PF	TP	A	TO	Blk	Stl	Min
		FG	FGA	FG	FGA	FT	F	FT-A							
03	KORNET, Luke	f	5-17	3-7	2-3	6	7	13	2	15	2	1	4	1	37
11	ROBERSON, Jeff	f	2-6	0-1	0-1	0	1	1	4	4	1	0	0	0	22
01	WILLIS, Payton	g	3-8	2-3	2-3	0	5	5	2	10	4	2	0	1	27
05	FISHER-DAVIS, Matthe	g	2-9	1-6	2-2	0	4	4	3	7	0	3	0	1	32
13	LACHANCE, Riley	g	3-7	2-4	0-0	0	3	3	1	8	3	4	0	0	36
02	TOYE, Joe	g	1-3	0-1	0-0	0	2	2	2	2	0	2	1	0	13
12	BAPTISTE, Djery	g	0-0	0-0	0-0	0	0	0	2	0	0	0	0	1	5
15	BROWN, Clevon	g	0-0	0-0	0-0	0	0	0	0	0	0	0	0	0	3
24	CRESSLER, Nolan	g	4-6	2-4	0-0	1	3	4	1	10	0	0	0	1	25
Team						1	2	3							
Totals			20-56	10-26	6-9	8	27	35	17	56	10	12	5	5	200

FG % 1st Half: 11-32 34.4% 2nd half: 9-24 37.5% Game: 20-56 35.7% Deadball Rebounds 1  
 3FG % 1st Half: 5-12 41.7% 2nd half: 5-14 35.7% Game: 10-26 38.5%  
 FT % 1st Half: 3-4 75.0% 2nd half: 3-5 60.0% Game: 6-9 66.7%

**Alabama 59 • 9-5, 2-0**

#	Player	Total		3-Ptr		Rebounds			PF	TP	A	TO	Blk	Stl	Min
		FG	FGA	FG	FGA	FT	F	FT-A							
01	Norris, Riley	f	0-5	0-4	0-0	0	2	2	0	0	0	0	0	0	19
25	Key, Braxton	f	2-7	1-2	2-2	4	7	11	3	7	1	1			



Official Basketball Box Score - Game Totals - Final Statistics  
**Tennessee vs Vanderbilt**  
 01/14/17 7:30 p.m. at Nashville, Tenn. (Memorial Gym)



**Tennessee 87 • 9-8, 2-3 SEC**

#	Player	Total		3-Ptr		Rebounds			PF	TP	A	TO	Blk	Stl	Min
		FG-FGA	FG-FGA	FT-FTA	Off	Def	Tot								
02	Williams, Grant	f	5-9	0-2	2-2	4	5	9	3	12	1	1	4	1	33
11	Alexander, Kyle	f	0-1	0-0	0-0	0	1	1	1	0	0	0	0	0	6
00	Bone, Jordan	g	8-12	4-5	3-4	0	1	1	2	23	5	1	0	0	31
03	Hubbs III, Robert	g	6-12	0-1	0-2	1	2	3	0	12	2	1	0	0	35
23	Bowden, Jordan	g	2-3	0-1	0-0	0	1	1	2	4	3	0	0	1	16
01	Turner, Lamonte	g	2-2	2-2	6-6	0	2	2	1	12	4	0	0	0	19
05	Schofield, Admiral	g	7-11	1-2	0-0	1	2	3	3	15	3	2	0	0	23
12	Parker, Kwe	g	0-0	0-0	0-0	0	0	0	0	0	0	0	0	0	2
21	Evans, Lew	g	2-4	0-0	0-0	0	2	2	4	4	0	0	0	0	16
25	Phillips, Shembari	g	2-4	1-2	0-0	0	2	2	3	5	0	0	0	2	19
Team						2	2	2			1				
Totals			34-58	8-15	11-14	8	18	26	19	87	18	6	4	4	200

FG % 1st Half: 18-33 54.5% 2nd half: 16-25 64.0% Game: 34-58 58.6% Deadball Rebounds 1  
 3FG % 1st Half: 3-7 42.9% 2nd half: 5-8 62.5% Game: 8-15 53.3%  
 FT % 1st Half: 0-0 0.0% 2nd half: 11-14 78.6% Game: 11-14 78.6%

**Vanderbilt 75 • 8-9, 2-3 SEC**

#	Player	Total		3-Ptr		Rebounds			PF	TP	A	TO	Blk	Stl	Min
		FG-FGA	FG-FGA	FT-FTA	Off	Def	Tot								
11	ROBERSON, Jeff	f	5-9	0-1	2-2	1	5	6	3	12	3	1	0	0	30
03	KORNET, Luke	c	7-12	2-4	2-2	5	2	7	2	18	1	2	3	0	38
01	WILLIS, Payton	g	1-3	0-1	0-0	0	0	0	0	2	1	1	0	0	11
05	FISHER-DAVIS, Matthe	g	4-6	2-3	2-5	0	1	1	5	12	0	3	0	0	25
13	LACHANCE, Riley	g	2-6	1-2	4-4	0	4	4	2	9	2	2	0	0	38
02	TOYE, Joe	g	3-5	1-2	3-4	1	4	5	0	10	1	0	0	1	27
12	BAPTISTE, Djery	g	0-0	0-0	2-2	1	0	1	0	2	0	0	0	0	2
15	BROWN, Clevon	g	0-0	0-0	0-0	0	0	0	0	0	0	0	0	0	0+
24	CRESSLER, Nolan	g	4-8	0-1	2-0	0	1	1	2	10	3	0	0	1	29
Team						0	1	1							
Totals			26-49	6-14	17-21	8	18	26	14	75	11	9	3	2	200

FG % 1st Half: 10-18 55.6% 2nd half: 16-31 51.6% Game: 26-49 53.1% Deadball Rebounds 1  
 3FG % 1st Half: 1-3 33.3% 2nd half: 4-15 45.5% Game: 6-14 42.9%  
 FT % 1st Half: 13-16 81.3% 2nd half: 4-5 80.0% Game: 17-21 81.0%

Officials: Pat Adams, Ray Natili, Brian Shey  
 Technical fouls: Tennessee-None. Vanderbilt-FISHER-DAVIS, Matthe.  
 Attendance: 12235

Score by periods	1st	2nd	Total
Tennessee	39	48	87
Vanderbilt	34	41	75

	In	Off	2nd	Fast	Bench
Points	40	17	15	6	36
Paint	4	8	2	22	
T/O	38	4	8	2	22

Score tied - 3 times.  
 Lead changed - 2 times.  
 Largest lead - UT by 2nd-01:41, VU 2nd-01:03.  
 Largest lead - UT by 14 2nd-01:41, VU by 5 1st-15:23.  
 UT led for 32:18. VU led for 05:42. Game was tied for 01:38.



Official Basketball Box Score - Game Totals - Final Statistics  
**Vanderbilt vs Georgia**  
 01/17/17 9:00 PM ET at Stegeman Coliseum - Athens, Ga.



**Vanderbilt 68 • 8-10, 2-4**

#	Player	Total		3-Ptr		Rebounds			PF	TP	A	TO	Blk	Stl	Min
		FG-FGA	FG-FGA	FT-FTA	Off	Def	Tot								
03	KORNET, Luke	f	7-13	4-9	1-2	1	3	4	3	19	2	1	0	0	30
11	ROBERSON, Jeff	f	4-10	1-3	2-2	2	6	8	2	11	0	3	0	1	31
02	TOYE, Joe	g	0-3	0-0	1-2	0	3	3	2	1	2	0	1	0	21
13	LACHANCE, Riley	g	5-10	3-5	0-0	0	2	2	4	13	4	1	0	0	27
24	CRESSLER, Nolan	g	5-9	1-4	0-0	1	5	6	4	11	4	3	0	1	30
01	WILLIS, Payton	g	2-3	0-1	0-0	0	0	0	2	4	1	1	0	1	18
05	FISHER-DAVIS, Matthe	g	4-13	1-7	0-0	1	3	4	3	9	1	1	0	0	24
12	BAPTISTE, Djery	g	0-1	0-0	0-0	3	1	4	1	0	0	0	0	0	10
15	BROWN, Clevon	g	0-2	0-2	0-0	0	1	1	1	0	0	0	0	0	9
Team						3	2	5			1				
Totals			27-64	10-31	4-6	11	26	37	22	68	14	11	1	3	200

FG % 1st Half: 11-24 45.8% 2nd half: 16-40 40.0% Game: 27-64 42.2% Deadball Rebounds 2  
 3FG % 1st Half: 1-9 11.1% 2nd half: 9-22 40.9% Game: 10-31 32.3%  
 FT % 1st Half: 2-4 50.0% 2nd half: 2-2 100.0% Game: 4-6 66.7%

**Georgia 76 • 12-6, 4-2**

#	Player	Total		3-Ptr		Rebounds			PF	TP	A	TO	Blk	Stl	Min
		FG-FGA	FG-FGA	FT-FTA	Off	Def	Tot								
01	Maten, Yante	f	7-13	2-3	5-7	2	2	4	1	21	3	0	1	0	33
34	Ogbeide, Derek	f	5-6	0-0	1-2	1	2	3	1	11	0	0	0	0	21
02	Harris, Jordan	g	2-5	0-3	2-2	0	1	1	2	6	3	2	0	1	21
03	Parker, Juwan	g	5-10	1-2	6-8	1	5	6	4	17	0	2	0	1	27
30	Frazier, J.J.	g	4-11	3-6	4-6	1	5	6	0	15	5	0	0	2	33
00	Jackson II, William	g	0-2	0-1	1-2	1	1	2	0	1	2	0	0	0	16
04	Crump, Tyree	g	0-0	0-0	0-0	0	2	2	0	0	2	1	0	0	2
05	Diatta, Tyre	g	0-0	0-0	0-0	0	0	0	0	0	1	1	0	0	4
13	Wilridge, E'Torriion	g	0-0	0-0	0-2	0	0	0	0	0	0	0	1	1	3
24	Kessler, Houston	g	0-1	0-0	0-0	0	0	0	1	0	0	0	0	0	5
25	Geno, Kenny Paul	g	0-0	0-0	0-0	0	2	2	4	0	0	0	1	0	18
32	Edwards, Mike	g	1-5	0-0	3-5	2	3	5	0	5	0	0	0	1	17
Team						0	1	1							
Totals			24-53	6-15	22-34	8	24	32	13	76	16	6	3	5	200

FG % 1st Half: 13-27 48.1% 2nd half: 11-26 42.3% Game: 24-53 45.3% Deadball Rebounds 7,2  
 3FG % 1st Half: 3-7 42.9% 2nd half: 3-8 37.5% Game: 6-15 40.0%  
 FT % 1st Half: 5-10 50.0% 2nd half: 17-24 70.8% Game: 22-34 64.7%

Officials: Tony Greene, Michael Roberts, Michael Stephens  
 Technical fouls: Vanderbilt-None. Georgia-None.  
 Attendance: 7480

Score by periods	1st	2nd	Total
Vanderbilt	25	43	68
Georgia	34	42	76

	In	Off	2nd	Fast	Bench
Points	28	14	8	4	13
Paint	4	8	2	22	
T/O	38	4	8	2	22

Score tied - 1 time.  
 Lead changed - 1 time.  
 Largest lead - VU by 2 1st-19:08. UGA by 13 1st-03:23.  
 VU led for 01:35. UGA led for 37:10. Game was tied for 01:15.



Official Basketball Box Score - Game Totals - Final Statistics  
**Vanderbilt vs Florida**  
 1/21/17 12 p.m. at Exatech Arena - Gainesville, Fla.



**Vanderbilt 68 • 9-10, 3-4 SEC**

#	Player	Total		3-Ptr		Rebounds			PF	TP	A	TO	Blk	Stl	Min
		FG-FGA	FG-FGA	FT-FTA	Off	Def	Tot								
03	KORNET, Luke	f	4-6	3-5	0-0	0	4	4	4	11	0	3	1	1	33
11	ROBERSON, Jeff	f	1-8	0-3	5-6	4	4	8	1	7	1	2	0	2	38
05	FISHER-DAVIS, Matthe	g	6-14	3-9	4-4	0	3	3	3	19	0	1	0	1	32
13	LACHANCE, Riley	g	4-8	3-4	0-0	0	3	3	2	11	5	2	0	0	34
24	CRESSLER, Nolan	g	4-6	0-2	2-2	1	3	4	2	10	2	2	0	0	23
01	WILLIS, Payton	g	2-3	1-1	0-0	0	0	0	1	5	0	1	0	1	13
02	TOYE, Joe	g	2-3	0-1	1-1	0	3	3	2	5	2	0	0	0	18
12	BAPTISTE, Djery	g	0-2	0-0	0-0	1	2	3	1	0	0	0	0	0	7
15	BROWN, Clevon	g	0-0	0-0	0-0	0	0	0	0	0	1	1	1	0	2
Team						2	0	2			1				
Totals			23-50	10-25	12-13	8	22	30	16	68	11	13	2	5	200

FG % 1st Half: 10-27 37.0% 2nd half: 13-23 56.5% Game: 23-50 46.0% Deadball Rebounds 0  
 3FG % 1st Half: 5-14 35.7% 2nd half: 5-11 45.5% Game: 10-25 40.0%  
 FT % 1st Half: 2-2 100.0% 2nd half: 10-11 90.9% Game: 12-13 92.3%

**Florida 66 • 14-5, 5-2 SEC**

#	Player	Total		3-Ptr		Rebounds			PF	TP	A	TO	Blk	Stl	Min
		FG-FGA	FG-FGA	FT-FTA	Off	Def	Tot								
01	Robinson, Devin	f	5-9	1-3	1-1	3	3	6	5	12	0	0	1	2	29
23	Leon, Justin	f	2-5	2-3	0-										



Official Basketball Box Score -- Game Totals -- Final Statistics  
Iowa State vs Vanderbilt  
01/28/17 3 p.m. at Nashville, Tenn. (Memorial Gym)



Iowa State 78 • 13-7

#	Player	Total		3-Ptr	Rebounds			PF	TP	A	TO	Blk	Stl	Min
		FG-FGA	FG-FGA		FT-FTA	Off	Def							
05	Holden, Merrill	0-0	0-0	0-0	1	2	3	2	0	0	1	1	0	14
11	Morris, Monte	10-17	1-4	4-4	1	0	1	5	25	3	0	0	2	35
15	Mitrou-Long, Naz	2-7	0-5	0-0	0	4	4	3	4	4	1	0	1	38
21	Thomas, Matt	5-8	4-6	0-0	1	4	5	4	14	2	1	0	1	33
20	Burton, Deonte	5-12	0-5	3-6	0	10	10	3	13	1	2	3	2	37
01	Weiler-Babb, Nick	3-5	0-1	0-0	0	2	2	0	6	1	0	0	0	16
04	Jackson, Donovan	5-10	4-6	2-2	0	1	1	1	16	0	0	0	2	14
10	Bowie, Darrell	0-2	0-1	0-0	0	0	0	0	0	0	1	1	0	13
Team					0	1	1							
Totals		30-61	9-28	9-12	3	24	27	18	78	11	6	5	8	200

FG % 1st Half: 14-29 48.3% 2nd half: 16-32 50.0% Game: 30-61 49.2%  
3FG % 1st Half: 5-14 35.7% 2nd half: 4-14 28.6% Game: 9-28 32.1%  
FT % 1st Half: 0-0 0.0% 2nd half: 9-12 75.0% Game: 9-12 75.0%

Vanderbilt 84 • 10-11

#	Player	Total		3-Ptr	Rebounds			PF	TP	A	TO	Blk	Stl	Min
		FG-FGA	FG-FGA		FT-FTA	Off	Def							
11	ROBERSON, Jeff	3-7	2-4	4-8	1	8	9	1	16	6	1	0	0	37
03	KORNET, Luke	7-14	3-9	4-6	2	3	5	1	21	2	0	1	1	34
05	FISHER-DAVIS, Matthe	4-9	3-6	3-3	0	3	3	5	14	1	1	0	1	32
13	LACHANCE, Riley	2-4	0-2	3-5	0	4	4	4	7	3	4	0	0	35
24	CRESSLER, Nolan	8-10	4-4	0-0	1	4	5	1	20	4	0	0	0	29
01	WILLIS, Payton	0-3	0-2	3-4	0	2	2	0	3	1	2	1	0	13
02	TOYE, Joe	1-4	1-3	0-0	0	1	1	0	3	0	2	0	0	11
12	BAPTISTE, Djery	0-1	0-0	0-0	1	1	2	0	0	0	2	0	0	6
15	BROWN, Clevon	0-0	0-0	0-0	0	0	0	0	0	0	0	0	0	3
Team					1	3	4							
Totals		25-52	13-30	21-26	6	29	35	12	84	17	12	2	2	200

FG % 1st Half: 9-25 36.0% 2nd half: 16-27 59.3% Game: 25-52 48.1%  
3FG % 1st Half: 6-14 42.9% 2nd half: 7-16 43.8% Game: 13-30 43.3%  
FT % 1st Half: 9-9 100.0% 2nd half: 12-17 70.6% Game: 21-26 80.8%

Officials: Mike Nance, Anthony Jordan, John Hampton  
Technical fouls: Iowa State-None. Vanderbilt-None.  
Attendance: 9851

Score by periods	1st	2nd	Total
Iowa State	33	45	78
Vanderbilt	33	51	84

Points	In	Off	2nd	Fast	Bench
ISU	26	14	2	2	22
VU	24	0	6	5	6

Last FG - ISU 2nd-00:04, VU 2nd-02:48.  
Largest lead - ISU by 11 1st-08:14, VU by 15 2nd-03:05.  
ISU led for 14:59. VU led for 23:34. Game was tied for 01:08.

Score tied - 1 time.  
Lead changed - 2 times.



Official Basketball Box Score -- Game Totals -- Final Statistics  
Vanderbilt vs Texas A&M  
01/31/17 8:00 PM at Reed Arena (College Station, TX)



Vanderbilt 68 • 11-11; 4-5 SEC

#	Player	Total		3-Ptr	Rebounds			PF	TP	A	TO	Blk	Stl	Min
		FG-FGA	FG-FGA		FT-FTA	Off	Def							
03	KORNET, Luke	5-8	2-5	0-0	1	3	4	1	12	4	0	1	1	36
05	FISHER-DAVIS, Matthe	5-11	2-5	0-0	0	2	2	1	12	1	1	0	1	32
11	ROBERSON, Jeff	5-10	1-4	0-0	3	3	6	4	11	2	3	0	0	25
13	LACHANCE, Riley	1-4	0-2	1-1	0	5	5	0	3	3	3	0	0	30
24	CRESSLER, Nolan	4-8	2-4	0-0	0	5	5	0	10	2	1	0	1	24
01	WILLIS, Payton	1-5	1-3	0-0	0	0	0	0	3	3	2	0	0	13
02	TOYE, Joe	4-7	1-2	2-2	1	5	6	1	11	1	1	0	0	21
12	BAPTISTE, Djery	0-0	0-0	0-0	0	0	0	0	0	0	0	0	0	4
15	BROWN, Clevon	3-6	0-2	0-0	3	2	5	2	6	0	0	1	0	15
Team					1	1	2							
Totals		28-59	9-27	3-3	9	26	35	9	68	16	11	2	3	200

FG % 1st Half: 14-32 43.8% 2nd half: 14-27 51.9% Game: 28-59 47.5%  
3FG % 1st Half: 6-17 35.3% 2nd half: 3-10 30.0% Game: 9-27 33.3%  
FT % 1st Half: 2-2 100.0% 2nd half: 1-1 100.0% Game: 3-3 100.0%

Texas A&M 54 • 11-10; 3-6 SEC

#	Player	Total		3-Ptr	Rebounds			PF	TP	A	TO	Blk	Stl	Min
		FG-FGA	FG-FGA		FT-FTA	Off	Def							
03	Admon Gilder	3-14	3-8	2-4	1	2	3	0	11	2	0	0	0	40
10	Tony Trocha-Morelos	3-8	0-2	3-3	1	5	6	3	9	4	3	0	1	31
12	Chris Collins	0-1	0-0	0-0	0	0	0	0	0	0	1	0	0	13
34	Tyler Davis	8-9	0-0	2-2	2	4	6	0	18	0	2	1	0	30
44	Robert Williams	2-6	0-1	0-0	1	5	6	2	4	3	2	2	0	22
00	Kobie Eubanks	0-1	0-1	0-0	0	0	0	0	0	0	1	0	0	8
01	DJ Hogg	1-5	0-0	0-2	1	2	3	1	2	1	1	0	0	14
05	JC Hampton	2-5	1-4	0-0	0	2	2	0	5	1	1	0	1	25
23	Caleb Smith	2-3	1-2	0-0	0	1	1	1	5	1	0	0	1	9
42	Tavario Miller	0-1	0-0	0-0	1	1	2	1	0	0	1	0	0	8
Team					1	0	1							
Totals		21-53	5-18	7-11	8	22	30	8	54	12	12	3	3	200

FG % 1st Half: 9-26 34.6% 2nd half: 12-27 44.4% Game: 21-53 39.6%  
3FG % 1st Half: 3-9 33.3% 2nd half: 2-9 22.2% Game: 5-18 27.8%  
FT % 1st Half: 2-4 50.0% 2nd half: 5-7 71.4% Game: 7-11 63.6%

Officials: Tony Henderson, Keith Kimble, Alfred Smith  
Technical fouls: Vanderbilt-None. Texas A&M-None.  
Attendance: 7508

Score by periods	1st	2nd	Total
Vanderbilt	36	32	68
Texas A&M	23	31	54

Points	In	Off	2nd	Fast	Bench
VU	38	14	13	6	20
TAMU	32	9	9	0	12

Last FG - VU 2nd-00:17, TAMU 2nd-00:43.  
Largest lead - VU by 22 2nd-11:34, TAMU None.  
VU led for 39:39. TAMU led for 00:00. Game was tied for 00:21.

Score tied - 0 times.  
Lead changed - 0 times.



Official Basketball Box Score -- Game Totals -- Final Statistics  
Ole Miss vs Vanderbilt  
02/04/17 2 p.m. at Nashville, Tenn. (Memorial Gym)



Ole Miss 81 • 14-9, 5-5 SEC

#	Player	Total		3-Ptr	Rebounds			PF	TP	A	TO	Blk	Stl	Min
		FG-FGA	FG-FGA		FT-FTA	Off	Def							
05	Hymon, Marcanvis	2-5	0-0	0-0	1	2	3	3	4	0	0	0	0	12
11	Seiz, Sebastian	3-7	1-1	3-7	3	13	16	1	10	1	3	0	0	35
01	Burnett, Deandre	4-11	1-6	8-9	0	3	3	4	17	3	1	0	0	29
03	Davis, Terence	4-11	1-3	8-9	2	5	7	4	17	1	1	0	1	25
04	Tyree, Breein	4-9	1-3	2-2	0	2	2	0	11	1	1	0	2	25
02	Neal, Cullen	2-4	2-4	1-2	1	1	2	0	7	1	0	0	0	20
14	Brooks, Rasheed	1-4	1-2	1-2	2	3	5	1	4	2	1	0	0	24
50	Furmanavicius, Justas	4-7	2-3	1-2	1	1	2	3	11	1	1	0	1	30
Team					0	1	1							
Totals		24-58	9-22	24-33	10	31	41	16	81	10	8	0	4	200

FG % 1st Half: 9-31 29.0% 2nd half: 15-27 55.6% Game: 24-58 41.4%  
3FG % 1st Half: 2-13 15.4% 2nd half: 7-9 77.8% Game: 9-22 40.9%  
FT % 1st Half: 7-10 70.0% 2nd half: 17-23 73.9% Game: 24-33 72.7%

Vanderbilt 74 • 11-12, 4-6 SEC

#	Player	Total		3-Ptr	Rebounds			PF	TP	A	TO	Blk	Stl	Min
		FG-FGA	FG-FGA		FT-FTA	Off	Def							
11	ROBERSON, Jeff	5-6	3-3	8-9	0	7	7	1	21	2	1	0	1	35
03	KORNET, Luke	6-11	4-9	2-2	0	4	4	4	18	2	2	2	0	36
05	FISHER-DAVIS, Matthe	4-11	3-8	2-2	0	2	2	3	13	3	1	0	1	29
13	LACHANCE, Riley	2-6	1-5	0-0	0	3	3	5	5	7	1	0	2	37
24	CRESSLER, Nolan	3-5	2-4	0-2	1	3	4	4	8	1	3	0	0	20
01	WILLIS, Payton	0-4	0-4	0-0	0	1	1	0	0	0	1	0	0	9
02	TOYE, Joe	3-8	1-5	2-4	1	3	4	4	9	1	2	0	1	25
12	BAPTISTE, Djery	0-0	0-0	0-0	0	3	3	2	0	0	0	1	0	4
15	BROWN, Clevon	0-1	0-1	0-0	0	2	2	1	0	0	0	0	0	5
Team					0	3	3							
Totals		23-52	14-39	14-19	2	31	33	24	74	16	11	3	5	



Official Basketball Box Score - Game Totals - Final Statistics  
**Vanderbilt vs Mizou**  
 2-11-17 2:31 PM at Columbia, Mo. (Mizzou Arena)



**Vanderbilt 52 • 12-13, 5-7**

#	Player	Total		3-Ptr		Rebounds			PF	TP	A	TO	Blk	Stl	Min
		FG-FGA	FG-FGA	FT-FTA	Off	Def	Tot								
02	TOYE, Joe	* 0-3	0-2	1-2	0	1	1	4	1	0	3	0	0	21	
03	KORNET, Luke	* 4-14	0-9	3-3	0	5	5	3	11	0	2	2	0	31	
11	ROBERSON, Jeff	* 1-6	0-2	2-2	2	2	4	3	4	0	3	0	2	26	
13	LACHANCE, Riley	* 3-11	2-6	0-0	1	0	1	0	8	2	2	0	0	33	
24	CRESSLER, Nolan	* 3-3	1-1	1-2	1	0	1	4	8	2	2	0	1	30	
01	WILLIS, Payton	1-4	0-2	0-0	0	3	3	0	2	1	0	1	0	20	
05	FISHER-DAVIS, Matthe	1-5	1-3	5-6	0	2	2	3	8	2	2	0	1	17	
12	BAPTISTE, Djery	1-1	0-0	0-0	0	0	0	2	2	0	0	0	0	7	
15	BROWN, Clevon	3-4	2-3	0-0	1	5	6	2	8	0	0	2	0	15	
Team					1	1	2								
Totals		17-51	6-28	12-15	6	19	25	21	52	7	14	5	4	200	

FG % 1st Half: 11-27 40.7% 2nd half: 6-24 25.0% Game: 17-51 33.3% Deadball Rebounds 4  
 3FG % 1st Half: 5-13 38.5% 2nd half: 1-5 20.0% Game: 6-28 21.4%  
 FT % 1st Half: 2-3 66.7% 2nd half: 10-12 83.3% Game: 12-15 80.0%

**Mizzou 72 • 7-17, 2-10**

#	Player	Total		3-Ptr		Rebounds			PF	TP	A	TO	Blk	Stl	Min
		FG-FGA	FG-FGA	FT-FTA	Off	Def	Tot								
01	PHILLIPS	* 5-11	0-3	2-2	1	5	6	2	12	2	6	0	2	33	
11	WALTON	* 1-6	0-0	2-6	4	5	9	1	4	1	2	0	2	25	
24	PURYEAR	* 5-12	3-3	0-0	2	6	8	3	13	0	0	1	0	32	
25	WOODS	* 4-8	0-0	2-2	3	2	5	3	10	0	4	0	0	22	
33	VANLEER	* 1-3	1-3	2-2	0	0	0	2	5	4	1	1	1	30	
03	HUGHES	0-3	0-1	1-2	1	4	5	0	1	2	1	0	0	9	
14	NIKKO	0-0	0-0	0-0	0	0	0	0	0	0	0	0	0	0+	
15	GEIST	1-3	0-1	2-2	0	0	0	1	4	3	0	0	0	20	
21	BARNETT	6-10	5-8	6-6	5	4	9	1	23	0	0	1	0	29	
Team					0	1	1								
Totals		23-56	9-19	17-22	16	27	43	13	72	12	14	3	5	200	

FG % 1st Half: 12-32 37.5% 2nd half: 11-24 45.8% Game: 23-56 41.1% Deadball Rebounds 3  
 3FG % 1st Half: 5-10 50.0% 2nd half: 4-9 44.4% Game: 9-19 47.4%  
 FT % 1st Half: 6-8 75.0% 2nd half: 11-14 78.6% Game: 17-22 77.3%

Officials: Tony Henderson, Kipp Kissinger, Nate Green  
 Technical fouls: Vanderbilt-ROBERSON, Jeff. Mizou-GEIST.  
 Attendance: 10279  
 Estimated Actual: 6,845

Score by periods	1st	2nd	Total
Vanderbilt	29	23	52
Mizzou	35	37	72

Points	In Paint	Off T/O	2nd Chance	Fast Break	Bench
VU	22	9	4	2	20
MU-M	18	15	21	4	28

Last FG - VU 2nd-12:13, MU-M 2nd-00:26.  
 Largest lead - VU by 4 1st-17:22, MU-M by 20 2nd-00:26.  
 VU led for 05:32. MU-M led for 31:25. Game was tied for 03:03.  
 Score tied - 4 times.  
 Lead changed - 5 times.



Official Basketball Box Score - Game Totals - Final Statistics  
**Texas A&M vs Vanderbilt**  
 02/16/17 6 p.m. at Nashville, Tenn. (Memorial Gym)



**Texas A&M 67 • 13-12, 5-8 SEC**

#	Player	Total		3-Ptr		Rebounds			PF	TP	A	TO	Blk	Stl	Min
		FG-FGA	FG-FGA	FT-FTA	Off	Def	Tot								
44	Robert Williams	r 5-14	0-0	3-5	7	6	13	3	13	3	1	2	0	35	
34	Tony Trocha-Morelos	c 5-13	0-0	0-1	0	5	5	0	10	2	1	1	2	33	
10	Willis, Payton	c 11-18	0-6	3-5	4	2	6	4	25	1	2	0	0	28	
03	Admon Gilder	g 4-14	2-7	4-4	2	6	8	2	14	5	2	0	1	40	
05	JC Hampton	g 1-4	1-1	0-0	0	2	2	4	3	1	0	0	0	37	
12	Chris Collins	0-1	0-1	0-0	0	2	2	4	0	1	0	1	0	18	
33	Chase Carlton	0-1	0-1	0-0	0	0	0	1	0	0	0	0	0	3	
42	Tavario Miller	1-2	0-0	0-0	1	3	4	2	2	0	2	0	0	6	
Team					1	0	1								
Totals		27-67	3-16	10-15	15	26	41	20	67	13	9	4	3	200	

FG % 1st Half: 15-34 44.1% 2nd half: 12-33 36.4% Game: 27-67 40.3% Deadball Rebounds 2  
 3FG % 1st Half: 0-7 0.0% 2nd half: 3-9 33.3% Game: 3-16 18.8%  
 FT % 1st Half: 4-7 57.1% 2nd half: 6-8 75.0% Game: 10-15 66.7%

**Vanderbilt 72 • 13-13, 6-7 SEC**

#	Player	Total		3-Ptr		Rebounds			PF	TP	A	TO	Blk	Stl	Min
		FG-FGA	FG-FGA	FT-FTA	Off	Def	Tot								
02	TOYE, Joe	f 3-8	1-2	6-7	2	0	2	2	13	2	1	0	0	24	
10	ROBERSON, Jeff	f 3-7	1-3	0-0	2	4	6	4	7	1	0	1	0	26	
03	KORNET, Luke	c 3-11	1-3	5-5	2	9	11	2	12	0	1	5	0	31	
13	LACHANCE, Riley	g 3-6	2-4	4-4	0	3	3	1	12	2	2	0	1	32	
24	CRESSLER, Nolan	g 2-6	1-4	0-0	1	3	4	1	5	4	1	0	1	22	
01	WILLIS, Payton	1-3	0-2	1-2	0	2	2	0	3	1	0	0	1	12	
05	FISHER-DAVIS, Matthe	5-10	4-8	0-0	0	3	3	2	14	1	3	0	0	30	
12	BAPTISTE, Djery	1-1	0-0	0-0	0	2	2	2	2	0	0	0	0	9	
15	BROWN, Clevon	1-4	0-0	2-4	1	1	2	1	4	0	1	0	0	14	
Team					1	0	1								
Totals		22-56	10-26	18-22	9	27	36	15	72	11	9	6	3	200	

FG % 1st Half: 12-31 38.7% 2nd half: 10-25 40.0% Game: 22-56 39.3% Deadball Rebounds 3,1  
 3FG % 1st Half: 8-19 42.1% 2nd half: 2-7 28.6% Game: 10-26 38.5%  
 FT % 1st Half: 3-4 75.0% 2nd half: 15-18 83.3% Game: 18-22 81.8%

Officials: Tony Greene, Joe Lindsay, Ron Groover  
 Technical fouls: Texas A&M-None. Vanderbilt-None.  
 Attendance: 8976

Score by periods	1st	2nd	Total
Texas A&M	34	33	67
Vanderbilt	35	37	72

Points	In Paint	Off T/O	2nd Chance	Fast Break	Bench
TAMU	42	10	14	8	2
VU	22	10	6	5	23

Last FG - TAMU 2nd-04:17, VU 2nd-02:58.  
 Largest lead - TAMU by 11 1st-10:31, VU by 5 2nd-17:44.  
 TAMU led for 15:03. VU led for 23:21. Game was tied for 01:31.  
 Score tied - 5 times.  
 Lead changed - 16 times.



Official Basketball Box Score - Game Totals - Final Statistics  
**South Carolina vs Vanderbilt**  
 02/18/17 7:30 p.m. at Nashville, Tenn. (Memorial Gym)



**South Carolina 62 • 20-7, 10-4 SEC**

#	Player	Total		3-Ptr		Rebounds			PF	TP	A	TO	Blk	Stl	Min
		FG-FGA	FG-FGA	FT-FTA	Off	Def	Tot								
21	KOTSAR, Maik	r 0-4	0-0	0-0	1	1	2	2	0	0	0	0	0	17	
30	SILVA, Chris	f 6-9	0-0	2-2	0	4	4	3	14	0	2	1	0	25	
00	THORNWELL, Sindarius	g 6-15	0-1	9-9	2	4	6	4	21	1	1	0	3	33	
10	NOTICE, Duane	g 3-7	0-3	1-3	0	2	2	3	7	3	0	0	3	34	
15	DOZIER, PJ	g 7-15	1-3	0-5	2	5	7	2	15	1	3	0	0	32	
02	GRAVETT, Hassani	1-2	0-0	0-0	1	1	2	2	2	1	0	0	0	8	
04	FELDER, Rakym	0-1	0-1	0-0	0	0	0	4	0	0	1	0	0	17	
05	BLANTON, TeMarcus	0-1	0-0	0-0	0	1	1	0	0	0	1	0	0	5	
12	GUEYE, Khadim	0-0	0-0	0-0	0	1	1	0	0	0	2	0	0	4	
20	MCKIE, Justin	0-0	0-0	0-0	1	1	2	1	0	1	0	0	0	13	
24	KEITA, Sedee	1-2	0-1	1-3	1	3	4	1	3	0	0	0	0	12	
Team					2	0	2								
Totals		24-56	1-9	13-22	10	23	33	22	62	7	12	1	6	200	

FG % 1st Half: 12-28 42.9% 2nd half: 12-28 42.9% Game: 24-56 42.9% Deadball Rebounds 3  
 3FG % 1st Half: 0-6 0.0% 2nd half: 1-3 33.3% Game: 1-9 11.1%  
 FT % 1st Half: 6-8 75.0% 2nd half: 7-14 50.0% Game: 13-22 59.1%

**Vanderbilt 71 • 14-13, 7-7 SEC**

#	Player	Total		3-Ptr		Rebounds			PF	TP	A	TO	Blk	Stl	Min
		FG-FGA	FG-FGA	FT-FTA	Off	Def	Tot								
11	ROBERSON, Jeff	f 0-1	0-1	6-8	0	3	3	3	6	2	1	1	2	25	
03	KORNET, Luke	c 2-5	2-5	3-4	1	6	7	4	9	0	0	2	1	32	
02	TOYE, Joe	g 2-5	0-1	3-6	2	2	4	2	7	1	0	0	0	31	
13	LACHANCE, Riley	g 4-9	3-6	3-3	0	3	3	2	14	4	3	0	0	30	
24	CRESSLER, Nolan	g 5-9	1-3	2-3	0	4	4	2	13	1	0	0	0	26	
01	WILLIS, Payton	0-2	0-1	0-0	0	0	0	3	0	1	2	1	0	13	
05	FISHER-DAVIS, Matthe	5-11	3-8	4-4	1	4	5	0	17	0	4	0	1	22	
12	BAPTISTE, Djery	1-1	0-0	1-1	2	1									

## 2016-17 Roster

No.	Name	Pos.	Ht.	Wt.	Cl.-Yr	Hometown (Previous School)
1	Payton Willis	G	6-4	182	Fr. - 1st	Fayetteville, Ark. (Fayetteville)
2	Joe Toy	G/F	6-7	208	So. - 2nd	Chicago, Ill. (Whitney Young)
3	Luke Kornet	F	7-1	250	Sr. - 4th	Lantana, Texas (Liberty Christian)
5	Matthew Fisher-Davis	G	6-5	185	Jr. - 3rd	Charlotte, N.C. (Butler)
11	Jeff Roberson	F	6-6	224	Jr. - 3rd	Houston, Texas (The Kinkaid School)
12	Djery Baptiste	C	6-10	240	R-Fr. - 2nd	Gonaives, Haiti (Prestonwood Christian (Texas))
13	Riley LaChance	G	6-2	192	Jr. - 3rd	Brookfield, Wis. (Brookfield Central)
14	Larry Austin, Jr.	G	6-2	175	R-So. - 3rd	Springfield, Ill. (Xavier University/Lanphier)
15	Clevon Brown	F	6-8	219	Fr. - 1st	San Antonio, Texas (Churchill)
24	Nolan Cressler	G	6-4	210	R-Sr. - 5th	Pittsburgh, Pa. (Cornell/Plum)

### COACHING STAFF

Head Coach..... **Bryce Drew** (Valparaiso, 1998) - 1st  
 Associate Head Coach..... **Roger Powell** (Illinois, 2005) - 1st  
 Assistant Coach..... **Jake Diebler** (Valparaiso, 2009) - 1st  
 Assistant Coach..... **Casey Shaw** (Toledo, 1998) - 1st  
 Director of Recruiting/Player Personnel.. **Omar Mance** (Rice, 2003) - 1st  
 Director of Operations..... **Luke Simons** (Purdue, 2005) - 1st  
 Director of Basketball Admin./Video Coord. **Matt Olinger** (Liberty, 2007) - 1st

### SUPPORT STAFF

Athletic Communications Dir. .... **Andy Boggs** (Florida State, 1998)  
 Academic Support..... **Neal Clark** (Kentucky, 1992)  
 Athletic Trainer..... **Shannon Gordon** (Indiana State, 1992)  
 Strength and Conditioning..... **Jeremy Anderson** (Liberty, 2011)

### PRONUNCIATION GUIDE

Djery Baptiste..... **Jerry - Bap-TEEST**  
 Luke Kornet ..... **Kor-NET**  
 Jeff Roberson..... **ROE-ber-son**  
 Joe Toy ..... **TOY**  
 Clevon Brown..... **CLEE-von**  
 Jake Diebler ..... **DEEB-ler**

### ROSTER BY CLASS

**Seniors (2)**  
**Luke Kornet**..... Lantana, Texas  
**Nolan Cressler** ..... Pittsburgh, Pa.

**Juniors (3)**  
**Matthew Fisher-Davis** ..... Charlotte, N.C.  
**Riley LaChance** ..... Brookfield, Wisc.  
**Jeff Roberson** ..... Houston, Texas

**Sophomores (2)**  
**Larry Austin, Jr.** ..... Springfield, Ill.  
**Joe Toy** ..... Chicago, Ill.

**Freshman (3)**  
**Djery Baptiste**..... Gonaives, Haiti  
**Clevon Brown**..... San Antonio, Texas  
**Payton Willis** ..... Fayetteville, Ark.



**MEMORIAL MAGIC - THE HOME TO VANDERBILT HOOPS SINCE 1952**

**HISTORIC MEMORIAL GYMNASIUM IN 65TH SEASON**

Storied Memorial Gymnasium is in its 65th season as the host venue of Vanderbilt basketball. The SEC's most historic hoops setting has played host to more than 950 men's contests as well as the 1984 and 1991 SEC Tournaments and 40 men's and women's NCAA Tournament contests (since the early 1980s).

As the oldest gymnasium in the SEC, Memorial Gymnasium is renowned for its end zone benches, raised floor and unique atmosphere. It was dedicated in 1952 as a memorial to all Vanderbilt men and women who served in World War II. It was built by the late master architect Edwin Keeble, who was commissioned to build a combination gymnasium/concert hall.

<b>.780</b>	All-time winning percentage at Memorial Gym (781-220).
<b>.896</b>	Winning percentage against non-conference opponents since 1990 (207-24).
<b>6</b>	Undefeated seasons at home.

**Winningest Coaches at Memorial Gymnasium**

Coach	Yrs	Record
1. Kevin Stallings (2000-16)	17	226-65
2. Roy Skinner (1959, 1962-76)	16	181-41
3. Bob Polk (1948-58, 1960-61)	8	96-15
4. C.M. Newton (1982-89)	8	91-37
5. Jan van Breda Kolff (1994-99)	6	75-20
6. Eddie Fogler (1990-93)	4	54-12

**Coach Drew at Memorial Gymnasium**

Coach	Yr	Record
Bryce Drew	2016-17	9-5

**ANNUAL ATTENDANCE FIGURES**

Year	All Games	Attendance	Average	NCAA Rank	SEC Games	SEC Attendance	Average
2016-17	14	134,526	9,609	-	7	73,002	10,429
2015-16	16	178,167	11,135	36	9	107,318	11,924
2014-15	19	168,377	8,862	51	9	88,830	9,870
2013-14	16	152,539	9,534	45	9	92,455	10,273
2012-13	15	159,557	10,637	36	9	100,986	11,221
2011-12	18	246,561	13,698	18	8	112,368	14,046
2010-11	17	234,632	13,802	18	8	114,346	14,293
2009-10	16	217,965	13,623	21	8	113,539	14,192
2008-09	17	225,686	13,276	25	8	112,833	14,104
2007-08	19	254,954	13,418	22	8	113,713	14,214
2006-07	17	204,511	12,030	31	8	109,043	13,630
2005-06	16	195,159	12,197	24	8	108,258	13,532
2004-05 <sup>^</sup>	19	191,678	10,088	43	8	105,357	13,170
2003-04	17	192,301	11,312	33	8	106,990	13,374
2002-03	16	153,123	9,570	46	8	96,906	12,113
2001-02	17	150,325	8,843	50	8	93,873	11,734
2000-01	19	186,468	9,814	45	8	102,055	12,757
1999-00*	18	197,770	10,987	30	8	106,741	13,343
1998-99	16	192,538	12,034	26	8	106,128	13,266
1997-98	16	213,974	13,373	21	8	117,819	14,727
1996-97	16	207,771	12,986	25	8	120,214	15,027
1995-96	18	226,354	12,575	28	8	112,996	14,125
1994-95	13	183,042	14,080	17	8	118,932	14,867
1993-94	16	223,997	14,000	15	8	121,345	15,168
1992-93	14	212,156	15,154	11	8	122,536	15,317
1991-92	17	210,585	12,387	29	8	115,104	14,388
1990-91	16	214,638	13,415	19	9	133,482	14,831
1989-90	19	259,992	13,684	18	9	136,136	15,126
1988-89	15	224,657	14,977	13	9	137,212	15,246
1987-88	16	223,747	13,984	14	9	138,393	15,377
1986-87	17	226,343	13,314	14	9	130,854	14,539
1985-86	15	200,806	13,387	14	9	128,059	14,229
1984-85	16	194,390	12,149	17	9	122,514	13,613
1983-84	18	249,292	13,850	10	9	135,546	15,050
1982-83	17	237,584	13,976	9	9	135,418	15,046
1981-82	14	202,225	14,445	9	9	131,699	14,633
1980-81	15	227,478	15,165	9	9	136,436	15,160
1979-80	15	228,029	15,202	5	9	138,754	15,417
1978-79	14	215,330	15,380	5	9	139,930	15,547
1977-78	14	207,375	14,813	5	9	134,232	14,915
1976-77	15	211,966	14,131	4	9	149,108	16,568
1975-76	13	180,901	13,915	-	9	135,375	15,042
1974-75	12	178,527	14,877	-	9	134,304	14,923
1973-74	12	182,728	15,227	-	9	140,252	15,584
1972-73	12	173,567	14,464	-	9	131,193	14,577
1971-72	12	156,778	13,065	-	9	120,172	13,352
1970-71	12	170,634	14,220	-	9	130,260	14,473
1969-70	12	176,763	14,730	-	9	135,745	14,861
1968-69	12	126,896	10,575	-	9	95,300	10,589
1967-68	12	129,722	10,810	-	9	96,274	10,697
1966-67	12	105,492	8,791	-	9	79,173	8,797
1965-66	12	106,022	8,835	-	9	62,368	8,910
1964-65	12	98,821	8,235	-	9	65,712	8,214
1963-64	12	84,827	7,069	-	6	35,684	5,947
1962-63	12	75,261	6,272	-	6	46,183	6,598
1961-62	13	73,640	5,665	-	8	47,357	5,920
1960-61	13	74,187	5,707	-	7	45,549	6,507
1959-60	14	76,199	5,443	-	8	46,064	5,758

<sup>^</sup> First year capacity increased from 14,168 to 14,316; \* First year capacity decreased from 15,311 to 14,168



**VANDERBILT BASKETBALL  
QUICK HITTERS**

- This is the 114th year of Vanderbilt basketball, with the first season taking place in 1900-01. There were no teams in 1904-05 and 1905-06.
- The Commodores have been named to 14 NCAA Tournaments and 12 NIT's. Vanderbilt advanced to the Elite 8 in 1965 (field of 23), and the Sweet 16 in 1988, 1993, 2004, and 2007. The Commodores captured the NIT Championship in 1990 and finished runner-up in 1994.
- The Commodores are a charter member of the SEC, with the 2016-17 season being the 84th year in the conference.
- Vanderbilt is the only private institution in the SEC with the lowest enrollment of any of the 14 schools (6,738).
- Vanderbilt's Perry Wallace became the first African-American scholarship basketball player in the SEC when he took the court in 1967.
- The Commodores have 45 career 1,000-point scorers, with Shan Foster (2004-08) the all-time leading scorer with 2,011 career points.
- Vanderbilt has had 12 All-Americans since 1950. They are: Billy Joe Adcock (1950), Clyde Lee (1965), Tom Hagan (1969), Jan van Breda Kolff (1974), Will Perdue (1988), Billy McCaffrey (1993), Dan Langhi (2000), Matt Freije (2004), Derrick Byars (2007), Shan Foster (2008), and John Jenkins (2011).
- Vanderbilt had two players selected in the 2016 NBA Draft - Wade Baldwin IV, Memphis, 17th pick and Damian Jones, Golden State 30th pick - one of only three schools with two or more players drafted in the first round. In all, 37 Vanderbilt players have been selected in the NBA Draft since 1950.
- The Commodores had three players drafted in the first 31 picks of the 2012 NBA Draft - John Jenkins, Atlanta, 23rd pick, Festus Ezeli, Golden State, 30th pick, Jeffery Taylor, Charlotte, 31st pick - the most by the Commodores in one draft.
- The Commodores ended a 61-year SEC Tournament drought in 2012 by claiming the tournament championship in New Orleans, the team's first SEC tournament championship since 1951.
- Kevin Stallings is the winningest coach in Vanderbilt history with 322 total victories (17 years, 322-220).
- All three of the university's top all-time scorers played for Kevin Stallings (Foster, Jeffery Taylor, Matt Freije). John Jenkins, who is 10th on the list, also played for him.
- Vanderbilt's intercollegiate athletics teams are nicknamed the Commodores, in honor of the nickname given to founder Cornelius Vanderbilt, who made his fortune in shipping. Vanderbilt donated \$1 million to begin "Central University" in 1875 - the campus was later renamed for Cornelius because of his generosity. Cornelius never stepped foot on the campus that bears his namesake.

**SEC STANDINGS**

**2016-17 SEC STANDINGS (2/23)**

	SEC	Pct.	All	Pct.
Florida	13-2	.867	23-5	.821
Kentucky	13-2	.867	23-5	.821
South Carolina	10-5	.667	20-8	.714
Arkansas	10-5	.667	21-7	.750
Alabama	9-5	.643	16-10	.615
Ole Miss	8-7	.533	17-11	.607
<b>Vanderbilt</b>	<b>8-7</b>	<b>.533</b>	<b>15-13</b>	<b>.536</b>
Tennessee	7-8	.467	15-13	.536
Georgia	6-8	.429	15-12	.556
Texas A&M	6-9	.400	14-13	.519
Auburn	6-9	.400	17-11	.607
Miss. State	5-10	.333	14-13	.519
Missouri	2-13	.133	7-20	.259
LSU	1-14	.067	9-18	.333

**SEC STATS**

**VU TEAM SEC RANKINGS (2/23)**

Category	SEC	All
Scoring	11th (71.3)	12th (71.6)
Scoring Defense	4th (69.8)	5th (69.5)
Scoring Margin	6th (+1.5)	9th (+2.1)
FT%	2nd (.755)	1st (.773)
FG%	8th (.440)	9th (.435)
FG% Defense	4th (.420)	11th (.428)
3FG%	5th (.368)	1st (.380)
3FG% Defense	9th (.339)	8th (.344)
3FG Made	1st (10.1)	1st (9.9)
Rebound Margin	9th (-2.4)	10th (+0.5)
Blocks	9th (3.7)	12th (3.8)
Assists	7th (12.5)	6th (13.4)
Steals	14th (4.1)	14th (3.9)
Turnover Margin	11th (-1.6)	12th (-2.1)
Assist/TO Ratio	4th (1.1)	5th (1.1)

**VU INDIVIDUAL SEC RANKINGS (2/23)**

Player	SEC	Total
<b>Matthew Fisher-Davis</b>		
Scoring	NA	10th (15.2)
3FG%	10th (.366)	2nd (.395)
3FG Made	2nd (2.6)	2nd (2.7)
<b>Luke Kornet</b>		
Rebounding	9th (6.7)	NA
FT%	3rd (.867)	8th (.850)
3FG%	T-8th (.385)	NA
3FG Made	T-9th (2.0)	NA
Blocks	3rd (2.3)	3rd (2.1)
Def. Rebounding	T-5th (4.9)	10th (4.4)
Minutes Played	7th (33.4)	NA
<b>Riley LaChance</b>		
Assists	8th (4.0)	7th (4.1)
3FG%	3rd (.429)	1st (.491)
3FG Made	T-9th (2.0)	10th (1.9)
A/TO Ratio	5th (1.8)	4th (2.1)
Minutes Played	9th (32.4)	10th (31.6)
<b>Jeff Roberson</b>		
Rebounding	8th (6.9)	7th (7.2)
FT%	10th (.818)	NA
Def. Rebounding	T-5th (4.9)	4th (5.3)
Minutes Played	NA	NA



# THE LAST TIME...

## VANDERBILT INDIVIDUALS

### Scoring:

**Scored 25 points** – Matthew Fisher-Davis (25), at Dayton, 12/21/2016

**Scored 30 points** – Matthew Fisher-Davis (33), vs. Auburn, 1/4/2017

**Scored 35 points** – Billy McCaffrey (35), vs. Georgia, 2/24/1993

**Scored 40 points** – Shan Foster (42) vs. Mississippi State, 3/5/2008

### Two Players Had 20 Points –

Luke Kornet (21), Nolan Cressler (20) vs. Iowa State, 1/28/2017

**Three Players Had 20 Points** – Derrick Byars (28), Shan Foster (21) and Ross Neltner (20) vs. Toledo, 12/2/2006

**Scored 20 Points in Two Straight Games** – Matthew Fisher-Davis at LSU (23) 12/29/16, vs. Auburn (33), 1/4/2017

**Scored 20 Points in Three Straight Games** – Matthew Fisher-Davis at Dayton (25), 12/21/16, at LSU (23) 12/29/16, vs. Auburn (33), 1/4/2017

**Scored 20 Points in Four Straight Games** – John Jenkins vs. Monmouth (25), 11/25/11, vs. Xavier (20), 11/28/11, at Louisville (27), 12/2/2011, at Davidson (22), 12/7/2011

**Scored 20 Points in Five Straight Games** – Shan Foster vs. Georgia (29), 2/23/2008; vs. Tennessee (32), 2/26/2008; at Arkansas (22), 3/1/2008; vs. Mississippi State (42), 3/5/2008; at Alabama (21), 3/8/2008

**Scored 20 Points in Six Straight Games** – Shan Foster vs. Georgia (29), 2/23/2008; vs. Tennessee (32), 2/26/2008; at Arkansas (22), 3/1/2008; vs. Mississippi State (42), 3/5/2008; at Alabama (21), 3/8/2008; vs. Auburn (26), 3/13/2008

**Five Players Scored in Double Figures** – Jeff Roberson (15), Luke Kornet (13), Matthew Fisher-Davis (13), Nolan Cressler (11), Riley LaChance at Tennessee, 2/22/2017

**Seven Players Scored in Double Figures** – Damian Jones (10), Wade Baldwin IV (20), Riley LaChance (10), Nolan Cressler (14), Joe Toye (10), Matthew Fisher-Davis (12), Josh Henderson (11), vs. Detroit (12/2/15)

**Four Players with 15 or more points** – Jeff Roberson (19), Matthew Fisher-Davis (19), Riley LaChance (19), Luke Kornet (16) vs. Kentucky, 1/10/2017

### Double-Doubles:

**Double-Double** – Luke Kornet (13 points, 11 rebounds) at Tennessee, 2/22/2017

**20-10 game** – Damian Jones (20 points, 10 rebounds) at Miss. State, 2/16/2016

**30-10 game** – A.J. Ogilvy (33 points, 10 rebounds) vs. Oregon, 11/11/2011

**Back-to-back 20-10 games** – Matt Freije vs. South Carolina (26 points, 11 rebounds)

1/28/04; vs. Kentucky (20 points, 11 rebounds) 1/31/04

**Double-Double in Points and Rebounds** – Luke Kornet (13 points, 11 rebounds) at Tennessee, 2/22/2017

**Double-Double in Points and Assists** – Wade Baldwin IV (15 points, 10 assists) vs. Western Michigan, 12/30/2015

**Double-Double in Points and Blocks** – Luke Kornet (11 points, 10 blocks) vs. Auburn (1/12/2016)

**Double-Double in Points and Steals** – Never

### Double-Double in Two Consecutive games

– Luke Kornet (10 points, 11 rebounds) vs. Auburn, 1/4/17; (15 points, 13 rebounds) at Alabama, 1/7/17

**Double-Double in three consecutive games** – Dan Langhi vs. Notre Dame (33 points, 10 rebounds) 11/21/1998; vs. Morehead State (18 points, 10 rebounds) 11/24/1998; vs. Ohio State (14 points, 17 rebounds) 11/28/1998

### Two players record double-double

– Damian Jones (24 points, 12 rebounds), Luke Kornet (10 points, 10 rebounds) vs. Trevecca, 11/16/2014

### Triple-Doubles:

**Triple-Double** – Luke Kornet (11 points, 11 rebounds, 10 blocks) vs. Auburn, 1/12/16; Brad Tinsley (11 points, 10 rebounds, 10 assists) vs. Presbyterian, 11/12/2010

### Field Goals:

**Made 10 FG in a game** – Damian Jones (10) at Saint Mary's, 3/18/2015

**Made 11 FG in a game** – Matthew Fisher-Davis (11) vs. Auburn, 1/4/2017

**Made 12 FG in a game** – Damian Jones (12) at Florida, 2/23/2016

**Made 16 FG in a game** – Shan Foster (16) vs. Mississippi State, 3/5/2008

**Attempted 15 FG in a game** – Matthew Fisher-Davis (15) vs. Kentucky, 1/10/2017

**Attempted 16 FG in a game** – Damian Jones (16) at Miss. State, 2/16/2016

**Attempted 17 FG in a game** – Luke Kornet (17) at Alabama, 1/17/16

**Attempted 18 FG in a game** – Matthew Fisher-Davis (18) at Dayton, 12/21/2016

**Attempted 19 FG in a game** – Rod Odom (19) vs. Missouri, 1/16/14

**Attempted 20 FG in a game** – Matthew Fisher-Davis (20), vs. Auburn, 1/4/2017

### Three-Pointers:

**Made 5 3-pointers in a game** – Matthew Fisher-Davis (5), at Dayton, 12/21/2016

**Made 6 3-pointers in a game** – Matthew Fisher-Davis (6) at Miss. State, 2/16/2016

**Made 7 3-pointers in a game** – Matthew Fisher-Davis (7) vs. Auburn, 1/4/2017

**Made 8 3-pointers in a game** – Shan Foster (8) vs. UMass, 1/5/2008

**Made 9 3-pointers in a game** – Shan Foster (9) vs. Mississippi State, 3/5/2008

**Attempted 10 3-pointers in a game** – Matthew Fisher-Davis (10) vs. Kentucky, 1/10/2017

**Attempted 15 3-pointers in a game** – John Jenkins (16) vs. Oregon, 11/11/2011

### Free Throws:

**Made 10 FT in a game** – Wade Baldwin IV (10), vs. Dayton, 12/9/15

**Made 12 FT in a game** – Luke Kornet (12) vs. Belmont, 11/15/16

**Made 13 FT in a game** – A.J. Ogilvy (13) vs. DePaul, 12/5/2009

**Made 18 FT in a game** – Matt Freije (18) vs. Indiana, 11/24/2003

**Attempted 12 FT in a game** – Wade Baldwin IV (13) at Tennessee, 1/20/16

**Attempted 14 FT in a game** – Wade Baldwin IV (14) vs. Florida, 1/26/2016

**Attempted 15 FT in a game** – Luke Kornet (16) vs. Belmont, 11/15/16

### Rebounds:

**10 Rebounds in a game** – Luke Kornet (11), at Tennessee, 2/22/2017

**15 Rebounds in a game** – Jeff Roberson (16) vs. Minnesota, 12/3/16

**10+ Rebounds in Three Consecutive Games** – Lance Goulbourne (16) vs. Ole Miss, 1/19/2011; (10) vs. St. Mary's, 1/22/2011; (12) at Miss. State, 1/27/2011

### Assists:

**8 Assists** – Payton Willis (8) vs. Santa Clara, 11/25/2016

**9 Assists** – Wade Baldwin IV (9) at Miss. State, 2/16/2016

**10 Assists** – Wade Baldwin IV (10) vs. Auburn, 1/12/16

**11 Assists** – Mario Moore (13) vs. Arkansas, 2/19/2005

**12 Assists** – Mario Moore (13) vs. Arkansas, 2/19/2005

**13 Assists** – Mario Moore (13) vs. Arkansas, 2/19/2005

**14 Assists** – Billy McCaffrey (14) vs. Kentucky, 1/13/1993

**5+ Assists in Four Consecutive Games** – Wade Baldwin IV (8) vs. Texas A&M, 2/4/16; (9) at Ole Miss, 2/6/16; (7) vs. Missouri, 2/10/16; (7) at Auburn, 2/13/16; (9) at Miss. St., 2/16/16; (7) vs. Georgia, 2/20/16

**8+ Assists in Two Consecutive Games** – Atiba Prater (9) at Georgia, 2/2/2000; (9) vs. Boston College, 2/6/2000

### Blocks:

**4 Blocked Shots** – Luke Kornet (4) at Alabama, 1/7/17

**5 Blocked Shots** – Luke Kornet (5) vs. Texas A&M, 2/16/2017

**6 Blocked Shots** – Luke Kornet (6) at Texas A&M, 3/5/2016

**7 Blocked Shots** – Luke Kornet (7) at Tennessee, 2/22/2017

**10 Blocked Shots** – Luke Kornet (10) vs. Auburn, 1/12/16

### Steals:

**4 Steals** – Riley LaChance (4) at Saint Mary's, 3/18/15

**5 Steals** – Riley LaChance (5) vs. Penn, 12/22/2014

**6 Steals** – Dan Cage (6) vs. Furman, 11/28/2006

**7 Steals** – James Strong (8) vs. Morehead State, 11/24/1998

**8 Steals** – James Strong (8) vs. Morehead State, 11/24/1998

### Minutes:

**Played every minute** – Rod Odom vs. Florida, 2/25/14

**Played over 40 minutes** – Matthew Fisher-Davis (41), Riley LaChance (40) at Arkansas, 1/5/2016

**All 5 starters played 40 minutes** – Steve Tchiengang (40), Brad Tinsley (40), Lance Goulbourne (41), Jeffery Taylor (41), and John Jenkins (41), at Louisville, 12/2/2011

### Fouls:

**Technical Foul** – Jeff Roberson, at Missouri, 2/11/2017

**Fouled Out** – Joe Toye, at Tennessee, 2/22/2017

**Two Players Fouled Out** – Joe Toye and Matthew Fisher-Davis, vs. Arkansas, 1/24/2017

**Three Players Fouled Out** – Damian Jones, Jeff Roberson, Wade Baldwin IV at Ole Miss, 2/6/2016

### TEAM

**Started the game with Opponent Technical Foul** – Furman bench, 12/22/2008

**Scored 95 or more points** – 102 vs. Detroit, 12/2/15 (W, 102-52)

**Scored 100 or more points** – 102 vs. Detroit, 12/2/2015 (W, 102-52)

**Scored 100 or more points (SEC game)** – 102 at Ole Miss, 2/16/2012 (W, 102-76)

**Scored 110 or more points** – 113 vs. Alabama A&M 12/30/1998 (W, 113-71)

**Scored 110 or more points (SEC game)** – 111 vs. Alabama 2/21/1972 (W, 111-91)

**Scored 120 or more points** – 130 vs. Ole Miss 12/22/1970 (W, 130-112)

**Scored 120 or more points (SEC game)** – 130 vs. Ole Miss 12/22/1970 (W, 130-112)

**Scored 130 or more points** – 130 vs. Ole Miss 12/22/1970 (W, 130-112)

**Scored Less than 50 points** – 48 at Middle Tennessee (L, 48-71), 12/8/2016

**Scored Less than 40 points** – 38 at Tennessee (L, 76-38), 3/1/2014

**Scored 20 or less points in half** – 18 (1st half), 20 (2nd half) at Tennessee, 3/1/14, (L, 76-38)

**Scored 90+ points in three consecutive games** – 95 vs. Bradley, 11/24/2007 (W, 95-86); 91 vs. South Alabama, 11/29/2007 (W, 91-88); vs. Georgia Tech, 12/1/2007 (W, 92-79)

**Allowed 90 or more points** – 95, vs. Marquette, 11/11/2016 (L, 95-71)

**Allowed 100 or more points** – 106, Kentucky, 3/5/2003 (L, 44-106)

**Allowed Less than 50 points** – 41, vs. Austin Peay, 11/13/2015 (W, 80-41)

**Allowed 40 or Less points** – 31, at Mississippi State, 2/23/2013 (W, 72-31)

# THE LAST TIME...

**Shot 60% or better** – .609 vs. Tenn. St., 11/23/14 (W, 78-46)  
**Shot 60% or better from three** – .643 vs. Purdue, 12/13/14 (W, 81-71)  
**Shot over 67% FG** – .679 vs. TSU, 12/19/2009 (W, 84-71)  
**Shot 50% or better** – .522 at Arkansas, 2/7/2017  
**Shot lower than 30%** – .224 at Florida 3/1/2014 (L, 76-38)  
**Allowed 60% shooting** – .612 at Florida, 2/21/2009 (L, 68-82)  
**Scored 100 points in two consecutive games** – 111 vs. North Alabama 12/20/1980 (W, 111-79) and 111 vs. Memphis 12/23/1980 (W, 111-96)  
**Scored 100 points in three consecutive games** – Never  
**Scored 100 points in Consecutive SEC games** – 104 vs. LSU 2/19/1972 (W, 104-83) and 111 vs. Alabama 2/21/1972 (W, 111-91)  
**Won game by 70 points or more** – 71 vs. Union (Tenn.) (W, 95-24), 1911-12  
**Won game by 60 points or more** – 71 vs. Union (Tenn.) (W, 95-24), 1911-12  
**Won game by 50 points or more** – 50 vs. Detroit (W, 102-52) 12/2/2015  
**Lost by 25 or More Points** – at Tennessee, 3/1/2014 (L, 76-38)  
**Game decided by one point** – vs. Arkansas, 1/24/2017 (L, 71-70)  
**Two consecutive games decided by one point** – at South Carolina (L, 70-71) 1/7/1998 and Tennessee (W, 80-79) 1/10/1998  
**Three consecutive games decided by one point** – Never  
**Shot 90% or Better from Free Throw Line (min. 10 att.)** – 92.3% at Georgia (12-13) 1/21/2017  
**Shot less than 50% from Free Throw Line** – 46.9% vs. Morgan State (15-32) 11/23/13  
**Shot less than 20% from 3PT** – .158 (3-19) vs. Wichita State 3/15/16 (L, 70-50)  
**Attempted 30 FT** – 32 (22-32) vs. South Carolina, 2/18/2017  
**Attempted 35 FT** – 39 (29-39) at Tennessee, 1/20/2016  
**Attempted 40 FT** – 42 (29-42) vs. Florida, 2/3/2015  
**Attempted five or less FT** – 3 at Texas A&M, 1/31/2017  
**Made 30 FT** – 38, vs. Western Carolina, 12/16/14  
**Made 15 3FG** – 16 vs. LSU, 12/29/2016  
**Won an Overtime Game** – vs. Stony Brook 11/19/15 (W, 79-72)  
**Lost an Overtime Game** – at Arkansas, 1/5/2016 (L, 85-90)  
**Played Two Overtimes** – vs. Yale 1/3/15 (W, 79-74)  
**Played Three Overtimes** – at Ole Miss 2/17/1982 (L, 51-48)  
**Played Four Overtimes** – at Ole Miss 2/17/1982 (L, 51-48)  
**Played consecutive games that went to overtime** – vs. Xavier 11/28/2011 (L, 82-70) and at Louisville, 12/2/2011 (L, 62-60)  
**Had 20 Turnovers** – 26 at Arkansas, 1/5/2016  
**Had fewer than 10 Turnovers in two straight games** – vs. Kentucky (7) 1/10/2017, vs. Tennessee (9) 1/14/2017  
**Had 10 Blocks** – 10, vs. Auburn, 1/12/2016

## OPPONENT - INDIVIDUALS

**Scoring:**  
**Scored 25 points** – Tyler Davis (25) vs. Texas A&M, 2/16/2017  
**Scored 30 points** – Jamal Murray (33) vs. Kentucky, 2/27/16  
**Scored 35 points** – Jared Brownridge (36), Santa Clara, 11/25/2016  
**Scored 40 points** – Morris Almond (44), Rice, 1/3/2007  
**Two Players Had 20 Points** – Anthlon Bell (26), Moses Kingsley (25) at Arkansas, 1/5/16  
**Five Players Scored in Double Figures** Deandre Burnett (17), Terence Davis (17), Breein Tyree (11), Justas Furmanavicius (11), Sebastian Saiz (10), vs. Ole Miss, 2/4/2017  
**Six Players Scored in Double Figures** – Bam Doyno (22), Dwayne Curtis (12), Todd Abernethy (11), Clarence Sanders (11), Polynice (10) and Williams (10), vs. Ole Miss, 1/27/2007  
**Four Players with 15 or more points** – Erik Daniels (20), Marquis Estill (17), Kelenna Azubuike (16) and Gerald Fitch (15) vs. Kentucky, 3/5/2003

**Double-Doubles:**  
**Double-Double** – Grant Williams (11 points, 10 rebounds), at Tennessee, 2/22/2017  
**Triple-Double** – Sam Muldrow (16 points, 14 rebounds and 10 blocks) at South Carolina, 1/8/2010  
**20-10 game** – Ryan Rosburg (24 points, 11 rebounds), vs. Missouri, 2/10/2016  
**30-10 game** – Ben Simmons (36 points, 14 rebounds), LSU, 1/2/2016

**Double-Double in Points and Rebounds** – Grant Williams (11 points, 10 rebounds), at Tennessee, 2/22/2017  
**Double-Double in Points and Assists** – Nick Calathes (15 points, 10 assists) at Florida, 1/27/2008  
**Two players record double-doubles** – Prince Ibeh (13 points, 11 rebounds), Kerwin Roach, Jr. (15 points, 11 rebounds), at Texas, 1/30/2016

**Field Goals:**  
**Made 10 FG in a game** – Dusty Hannahs (10) at Arkansas, 2/7/2017  
**Made 11 FG in a game** – Tyler Davis (11), vs. Texas A&M, 2/16/2017  
**Made 12 FG in a game** – Jamal Murray, vs. Kentucky (12), 2/27/16  
**Made 13 FG in a game** - Bobby Portis, at Arkansas (13), 1/10/15  
**Attempted 15 FG in a game** – Sindarius Thornwell (15), South Carolina, 2/18/2017  
**Attempted 16 FG in a game** – Armani Moore (16), Tennessee, 3/1/2016  
**Attempted 17 FG in a game** – Monte Morris (17), vs. Iowa State, 1/28/2017  
**Attempted 18 FG in a game** – Tyler Davis (18) vs. Texas A&M, 2/16/2017  
**Attempted 19 FG in a game** – Dusty Hannahs (19) at Arkansas, 2/7/2017  
**Attempted 20 FG in a game** – Jamal Murray, vs. Kentucky (20), 2/27/16  
**Attempted 25 FG in a game** - Stefan Moody (25) at Ole Miss, 2/6/16

**Three-Pointers:**  
**Made 5 3-pointers in a game** – Jordan Barnett (5) at Missouri, 2/11/17  
**Made 6 3-pointers in a game** – Jamal Murray, vs. Kentucky (6), 2/27/16  
**Made 7 3-pointers in a game** – Chandler Parsons (7) vs. Florida, 1/25/2009  
**Made 8 3-pointers in a game**– Brian Sullivan (8) vs. Miami (OH), 1/2/2012  
**Attempted 10 3-pointers in a game** – KeVaughn Allen (12), at Florida, 1/21/17

**Free Throws:**  
**Made 8 FT in a game** – Deandre Burnett (8), Terence Davis (8) vs. Ole Miss, 2/4/2017  
**Made 9 FT in a game** – Sindarius Thornwell (9) South Carolina, 2/18/2017  
**Made 10 FT in a game** – Miles Bowman, Jr. (10) vs. High Point, 12/6/2016  
**Made 16 FT in a game** – Ben Simmons (16), LSU, 1/2/2016  
**Made 17 FT in a game** – Morris Almond (17) at Rice, 1/3/2007

**Attempted 10 FT in a game** – Edrice Adebayo (10) vs. Kentucky, 1/10/17  
**Attempted 13 FT in a game** – Jared Brownridge (13) vs. Santa Clara, 11/25/16  
**Attempted 14 FT in a game** - Johnny O'Bryant III, (14) at LSU, 1/18/14  
**Attempted 15 FT in a game** – Ben Simmons (19), LSU, 1/2/2016

**Rebounds:**  
**10 Rebounds in a game** – Grant Williams (10), at Tennessee, 2/22/2017  
**15 Rebounds in a game** – Sebastian Saiz (16), vs. Ole Miss, 2/4/2017  
**18 Rebounds in a game** – Daniel Northern (18) vs. Tennessee Tech, 12/20/2008  
**19 Rebounds in a game** – Omar Samhan (19) at St. Mary's, 11/20/2009  
**20 Rebounds in a game** – Roy Rogers (20) at Alabama, 1/3/1996

**Assists**  
**8 Assists** – Alex Caruso (8) at Texas A&M, 3/5/16  
**9 Assists** – John Wall (9) at Kentucky, 1/30/2010  
**10 Assists** – Alex Caruso (10) at Texas A&M, 1/31/2015  
**11 Assists** – Dee Bost (11) vs. Mississippi State, 3/11/2011  
**12 Assists** – G.G. Smith (12) vs. Georgia, 2/3/1999

**Blocks:**  
**4 Blocked Shots** – Grant Williams, (4), vs. Tennessee, 1/14/2017  
**5 Blocked Shots** – Karl-Anthony Towns, (7), at Kentucky, 1/20/15  
**6 Blocked Shots** – Reggie Lynch, (6), vs. Minnesota, 12/3/16  
**7 Blocked Shots** – A.J. Hammons, (7), at Purdue, 12/22/15  
**8 Blocked Shots** – Jarvis Varnado (9) vs. Mississippi State, 2/3/2010  
**10 Blocked Shots** - Sam Muldrow (10) at South Carolina, 1/8/2011

**Steals:**  
**5 Steals** – Devon Baukman (5) vs. Tennessee, 3/10/2016

**6 Steals** – Jajuan Johnson (6) vs. Marquette, 11/11/2016  
**7 Steals** – Aaron Lucas (7) at South Carolina, 1/19/2002  
**8 Steals** – Steve Wojochowski (8) at Duke, 11/22/1996  
**Two players with 3 steals** – Bobby Portis (4), Rashad Madden (3) at Arkansas, 1/10/15

**Minutes:**  
**Played every minute** – Admon Gilder vs. Texas A&M, 2/16/2017  
**Played over 40 minutes** – Carson Puriefoy (44), vs. Stony Brook, 11/19/15

**Fouls:**  
**Technical Foul** – Justin Geist, at Missouri, 2/11/2017  
**Fouled Out** - Monte Morris, vs. Iowa State, 1/28/2017  
**Three Players Fouled Out** – Donte' Williams, Nemanja Djuristic, John Florveus vs. Georgia, 1/14/2012

## OPPONENT - TEAM

**Scored 90 or more points at Memorial Gym** – 90 vs. LSU, 1/2/16 (LSU 90, Vanderbilt 85)  
**Scored 100 or more points** – 106 at Kentucky 3/5/2003 (L, 44-106)  
**Scored 110 or more points** – 120 vs. Kentucky 2/7/1996 (L, 81-120)  
**Scored 120 or more points** – 120 vs. Kentucky 2/7/1996 (L, 81-120)  
**Scored 130 or more points** – Never  
**Scored Less than 50 points** – 41 vs. Austin Peay, 11/13/15 (W, 80-41)  
**Scored Less than 40 points** – 31 at Mississippi State, 2/23/2013 (W, 72-31)  
**Shot 50% or Better** - .586 vs. Tennessee, 1/14/2017 (L, 75-87)  
**Shot 60% or Better** - .612 at Florida (UF 82, VU 68), 2/21/2009  
**Shot 60% or Better from 3PT** - .800 (12-15), vs. High Point, 12/6/2016  
**Shot less than 30% FG**– .290 (18-62), at Tennessee, 2/22/2017 (W, 67-56)  
**Shot less than 15% from 3PT**– .111 (1-9), vs. South Carolina, 2/18/2017 (W, 71-62)  
**Held Opponent Without a 3-Pointer** – vs. Nebraska, 11/18/10 (W, 59-49)  
**Shot 90% or Better from Free Throw Line** –91.3, at Georgia (23-25), 1/27/2015  
**Shot less than 50% from Free Throw Line** – .467, vs. Minnesota, 12/3/2016 (L, 52-56)  
**Attempted 30 FT** –33 vs. Ole Miss, 2/4/17  
**Attempted 40 FT** – 42 at Mississippi State, 2/12/2007  
**Attempted 45 or More FT** – 49 at South Carolina, 1/28/2009  
**Attempted five or less FT** – 1 vs. Miami (OH), 1/2/2012  
**Made 30 FT** – 32, at South Carolina, 1/28/2009  
**Made 0 FT** – Georgia, 1/14/2009  
**Made 12 3PT** – 12, vs. High Point, 12/6/2016  
**Made 15 3PT** – 15, vs. Florida, 1/25/2009  
**Attempted 30 or more 3PT** – 41 vs. Belmont, 11/15/16  
**Had 20 Turnovers** – 20 vs. MTSU, 12/21/2012



**DJERY BAPTISTE**

**12**

R-Freshman, Center  
6'10" 240 lbs.  
Gonaives, Haiti  
Prestonwood Christian HS

**SEASON HIGHS**

**Points:** 8, vs. Belmont (11/15/16)  
**FG Made:** 3, vs. Belmont (11/15/16)  
**FG Atts:** 5, 2x, last vs. Bucknell (11/21/16)  
**3FG Made:**  
**3FG Atts:**  
**FT Made:** 3, vs. Norfolk St. (11/18/16)  
**FT Atts:** 6, vs. Norfolk St. (11/18/16)  
**Rebounds:** 7, vs. Norfolk St. (11/18/16)  
**Assists:** 1, at Dayton (12/21/16)  
**Turnovers:** 2, 3x, last vs. Butler (11/24/16)  
**Blocks:** 3, vs. Norfolk St. (11/18/16)  
**Steals:** 1, 3x, last vs. Alabama (1/7/16)  
**Minutes:** 18, vs. Norfolk St. (11/18/16)

**CAREER HIGHS**

**Points:** 8, vs. Belmont (11/15/16)  
**FG Made:** 3, vs. Belmont (11/15/16)  
**FG Atts:** 5, 2x, last vs. Bucknell (11/21/16)  
**3FG Made:**  
**3FG Atts:**  
**FT Made:** 3, vs. Norfolk St. (11/18/16)  
**FT Atts:** 6, vs. Norfolk St. (11/18/16)  
**Rebounds:** 7, vs. Norfolk St. (11/18/16)  
**Assists:** 1, at Dayton (12/21/16)  
**Turnovers:** 2, 3x, last vs. Butler (11/24/16)  
**Blocks:** 3, vs. Norfolk St. (11/18/16)  
**Steals:** 1, 3x, last vs. Alabama (1/7/16)  
**Minutes:** 18, vs. Norfolk St. (11/18/16)

**MISCELLANEOUS**

**BAPTISTE NOTEBOOK**

- ✪ Scored four points in six minutes of action in win at Arkansas.
- ✪ Made first career-start vs. Butler.
- ✪ Tallied career-high eight points and three rebounds vs. Belmont; had 7 points and 7 rebounds vs. Norfolk St.
- ✪ Redshirted the 2015-16 season.
- ✪ Signed with the Commodores in November of 2014...Chose the Commodores over UConn, SMU, Oregon, and USC, and was ranked the eighth-best player in the state of Texas according to ESPN.
- ✪ Originally from Haiti, Baptiste is one of the most physically impressive prospects in the 2015 class. He speaks four languages and hopes to one day be a diplomat in his native country.
- ✪ Attended the Prestonwood Christian Academy in Plano, Texas, where he averaged 10 points, 10 rebounds, three blocks, two assists, and one steal in his senior season...Helped lead his Lion teams to four consecutive state championships...Named his team's Defensive Player of the Year in his senior season.
- ✪ Djery Jean Baptiste...November 12, 1995...Son of Hebert Jean Baptiste and Wislonde Destin...Plans to major in Public Policy and Linguistics...Recipient of the Myer Family Men's Basketball Scholarship...Advice to youngsters: "Seek God."

**BAPTISTE GAME-BY-GAME (FRESHMAN)**

Opponent	M	FG-A	3P-A	FT-A	Reb	PF	A	T	B	S	PTS
N11 vs. Marquette	9	0-1	0-0	1-2	1	4	0	0	1	1	1
N15 Belmont	11	3-5	0-0	2-2	3	4	0	2	0	0	8
N18 Norfolk State	18	2-4	0-0	3-6	7	3	0	2	3	1	7
N21 Bucknell	13	1-5	0-0	0-0	5	1	0	0	1	0	2
N24 vs. Butler*	17	1-3	0-0	0-0	2	3	0	2	0	0	2
N25 vs. Santa Clara	10	2-2	0-0	0-0	0	3	0	0	0	0	4
N29 Tennessee State	11	2-2	0-0	0-0	3	2	0	1	1	0	4
D3 vs. Minnesota	8	1-1	0-0	0-0	2	1	0	0	0	0	2
D6 High Point	14	0-0	0-0	0-0	1	2	0	1	0	0	0
D8 @M. Tennessee	3	0-0	0-0	0-0	0	0	0	0	0	0	0
D17 Chattanooga	5	2-2	0-0	0-0	2	1	0	1	0	0	4
D21 @Dayton	6	0-2	0-0	0-0	1	2	1	0	1	0	0
D29 @ LSU	9	0-1	0-0	0-0	1	2	0	0	0	0	0
J4 Auburn	7	0-1	0-0	0-0	1	1	0	0	0	0	0
J7 @Alabama	5	0-0	0-0	0-0	0	2	0	0	0	1	0
J10 Kentucky	6	0-0	0-0	0-2	1	4	0	1	0	0	0
J14 Tennessee	2	0-0	0-0	2-2	1	0	0	0	0	0	2
J17 @ Georgia	10	0-1	0-0	0-0	4	1	0	0	0	0	0
J21 @Florida	7	0-2	0-0	0-0	3	1	0	0	0	0	0
J24 Arkansas	5	1-1	0-0	1-1	2	2	0	3	1	0	3
J28 Iowa State	6	0-1	0-0	0-0	2	0	0	2	0	0	6
J31 @Texas A&M	4	0-0	0-0	0-0	0	0	0	0	0	0	0
F4 Ole Miss	4	0-0	0-0	0-0	3	2	0	0	1	0	0
F7 @Arkansas	6	2-2	0-0	0-0	3	0	0	0	0	0	4
F11 @Missouri	7	1-1	0-0	0-0	0	2	0	0	0	0	2
F16 Texas A&M	9	1-1	0-0	0-0	2	2	0	0	0	0	2
F18 South Carolina	8	1-1	0-0	0-1	3	3	0	1	1	0	2
F22 @Tennessee	7	0-1	0-0	0-0	3	2	0	0	0	0	0

Baptiste's Overall Statistics at Vanderbilt

Year	GP	GS	Min	Avg	FG	FGA	Pct	3FG	3FGA	Pct	FT	FTA	Pct	Off	Def	Tot	Avg	PF	FO	Ast	TO	Blk	Stl	Pts	Avg
2016-17	28	1	227	8.1	20	40	.500	0	0	.000	9	16	.563	22	34	56	2.0	50	0	1	16	10	3	49	1.8
<b>TOTAL</b>	<b>28</b>	<b>1</b>	<b>227</b>	<b>8.1</b>	<b>20</b>	<b>40</b>	<b>.500</b>	<b>0</b>	<b>0</b>	<b>.000</b>	<b>9</b>	<b>16</b>	<b>.563</b>	<b>22</b>	<b>34</b>	<b>56</b>	<b>2.0</b>	<b>50</b>	<b>0</b>	<b>1</b>	<b>16</b>	<b>10</b>	<b>3</b>	<b>49</b>	<b>1.8</b>

Baptiste's SEC Statistics at Vanderbilt

Year	GP	GS	Min	Avg	FG	FGA	Pct	3FG	3FGA	Pct	FT	FTA	Pct	Off	Def	Tot	Avg	PF	FO	Ast	TO	Blk	Stl	Pts	Avg
2016-17	15	0	96	6.4	6	12	.500	0	0	.000	3	6	.500	11	16	27	1.8	24	0	0	5	3	1	15	1.0
<b>TOTAL</b>	<b>15</b>	<b>0</b>	<b>96</b>	<b>6.4</b>	<b>6</b>	<b>12</b>	<b>.500</b>	<b>0</b>	<b>0</b>	<b>.000</b>	<b>3</b>	<b>6</b>	<b>.500</b>	<b>11</b>	<b>16</b>	<b>27</b>	<b>1.8</b>	<b>24</b>	<b>0</b>	<b>0</b>	<b>5</b>	<b>3</b>	<b>1</b>	<b>15</b>	<b>1.0</b>



**CLEVON BROWN**

**15**

Freshman, Forward  
6'8" 219 lbs.  
San Antonio, Texas  
Churchill HS

**SEASON HIGHS**

**Points:** 8, at Missouri (2/11/17)  
**FG Made:** 3, 3x, last at Missouri (2/11/17)  
**FG Atts:** 6, last at Texas A&M (1/31/17)  
**3FG Made:** 2, 2x, last at Missouri (2/11/17)  
**3FG Atts:** 3, 2x, at Missouri (2/11/17)  
**FT Made:** 2, vs. Texas A&M (2/16/17)  
**FT Atts:** 4, vs. Texas A&M (2/16/17)  
**Rebounds:** 6, at Missouri (2/11/17)  
**Assists:** 1, 2x, last at Florida (1/21/17)  
**Turnovers:** 3, vs. South Carolina (2/18/17)  
**Blocks:** 3, vs. South Carolina (2/18/17)  
**Steals:**  
**Minutes:** 17, at M. Tennessee (12/8/16)

**CAREER HIGHS**

**Points:** 8, at Missouri (2/11/17)  
**FG Made:** 3, 3x, last at Missouri (2/11/17)  
**FG Atts:** 6, last at Texas A&M (1/31/17)  
**3FG Made:** 2, 2x, last at Missouri (2/11/17)  
**3FG Atts:** 3, 2x, at Missouri (2/11/17)  
**FT Made:** 2, vs. Texas A&M (2/16/17)  
**FT Atts:** 4, vs. Texas A&M (2/16/17)  
**Rebounds:** 6, at Missouri (2/11/17)  
**Assists:** 1, 2x, last at Florida (1/21/17)  
**Turnovers:** 3, vs. South Carolina (2/18/17)  
**Blocks:** 3, vs. South Carolina (2/18/17)  
**Steals:**  
**Minutes:** 17, at M. Tennessee (12/8/16)

**MISCELLANEOUS**

**BROWN NOTEBOOK**

- ✪ Blocked career-high three shots vs. South Carolina.
- ✪ Had career-high eight points, six rebounds, and two blocks at Missouri.
- ✪ Tied a then-career high with six points at Texas A&M. Grabbed a career-high five rebounds against the Aggies.
- ✪ Signed with the Commodores in November of 2015.
- ✪ Made career debut vs. Marquette, scored five points against Golden Eagles; scored career-high six points vs. Norfolk State.
- ✪ Was ranked as the 9th-best player in the state of Texas by Texas Hoops, and the 126th-ranked player nationally by Rivals.com.
- ✪ As a junior, he averaged 16.8 points, 9.4 rebounds, and 3.2 blocks per game and was named to the District 26-6A first team, while also claiming all-tournament honors at the Northside ISD and Georgetown tournaments.
- ✪ Ranked as the 26th-ranked power forward in the country by Scout.com, he also received offers from Texas, Illinois, Notre Dame, and Auburn.

**BROWN GAME-BY-GAME (FRESHMAN)**

Opponent	M	FG-A	3P-A	FT-A	Reb	PF	A	T	B	S	PTS
N11 vs. Marquette	13	2-2	1-1	0-0	2	1	0	1	1	0	5
N15 Belmont	5	0-0	0-0	0-0	0	1	0	0	1	0	0
N18 Norfolk State	16	2-4	1-3	1-1	3	1	0	0	1	0	6
N21 Bucknell	2	0-0	0-0	0-0	1	0	0	1	0	0	0
N24 vs. Butler	16	2-4	2-2	0-0	4	2	0	1	0	0	6
N25 vs. Santa Clara	8	0-3	0-2	0-0	3	0	0	0	0	0	0
N29 Tennessee State	10	0-3	0-2	0-0	2	1	0	2	0	0	0
D3 vs. Minnesota	3	0-1	0-1	0-0	0	3	0	0	0	0	0
D6 High Point	11	1-2	1-2	0-0	0	2	0	1	1	0	3
D8 @ M. Tennessee	17	3-4	0-0	0-0	4	1	1	0	1	0	6
D17 Chattanooga	5	0-0	0-0	1-2	1	1	0	1	0	0	1
D21 @ Dayton	3	0-0	0-0	0-0	2	1	0	0	0	0	0
D29 @ LSU	DNP										
J4 Auburn	8	0-0	0-0	0-0	1	0	0	0	1	0	0
J7 @ Alabama	3	0-0	0-0	0-0	0	0	0	0	0	0	0
J10 Kentucky	2	0-0	0-0	0-0	0	1	0	0	0	0	0
J14 Tennessee	0+	0-0	0-0	0-0	0	0	0	0	0	0	0
J17 @ Georgia	9	0-2	0-2	0-0	1	1	0	0	0	0	0
J21 @Florida	2	0-0	0-0	0-0	0	0	1	1	1	0	0
J24 Arkansas	3	0-0	0-0	0-0	1	0	0	0	0	0	0
J28 Iowa State	3	0-0	0-0	0-0	0	0	0	0	0	0	3
J31 @ Texas A&M	15	3-6	0-2	0-0	5	2	0	0	1	0	6
F4 Ole Miss	5	0-1	0-1	0-0	2	1	0	0	0	0	0
F7 @ Arkansas	4	0-0	0-0	0-0	0	1	1	0	0	0	0
F11 @ Missouri	15	3-4	2-3	0-0	6	2	0	0	2	0	8
F16 Texas A&M	14	1-4	0-0	2-4	2	1	0	1	0	0	4
F18 South Carolina	13	1-2	0-0	1-3	4	3	0	3	3	0	3
F22 @ Tennessee	6	0-1	0-1	0-0	0	1	0	0	1	0	0

Brown's Overall Statistics at Vanderbilt

Year	GP	GS	Min	Avg	FG	FGA	Pct	3FG	3FGA	Pct	FT	FTA	Pct	Off	Def	Tot	Avg	PF	FO	Ast	TO	Blk	Stl	Pts	Avg
2016-17	27	0	211	7.8	18	43	.419	7	22	.318	5	10	.500	15	29	44	1.6	27	0	3	12	14	0	48	1.8
<b>TOTAL</b>	<b>27</b>	<b>0</b>	<b>211</b>	<b>7.8</b>	<b>18</b>	<b>43</b>	<b>.419</b>	<b>7</b>	<b>22</b>	<b>.318</b>	<b>5</b>	<b>10</b>	<b>.500</b>	<b>15</b>	<b>29</b>	<b>44</b>	<b>1.6</b>	<b>27</b>	<b>0</b>	<b>3</b>	<b>12</b>	<b>14</b>	<b>0</b>	<b>48</b>	<b>1.8</b>

Brown's SEC Statistics at Vanderbilt

Year	GP	GS	Min	Avg	FG	FGA	Pct	3FG	3FGA	Pct	FT	FTA	Pct	Off	Def	Tot	Avg	PF	FO	Ast	TO	Blk	Stl	Pts	Avg
2016-17	14	0	99	7.1	8	20	.400	2	9	.222	3	7	.429	8	14	22	1.6	13	0	2	5	9	0	21	1.5
<b>TOTAL</b>	<b>14</b>	<b>0</b>	<b>99</b>	<b>7.1</b>	<b>8</b>	<b>20</b>	<b>.400</b>	<b>2</b>	<b>9</b>	<b>.222</b>	<b>3</b>	<b>7</b>	<b>.429</b>	<b>8</b>	<b>14</b>	<b>22</b>	<b>1.6</b>	<b>13</b>	<b>0</b>	<b>2</b>	<b>5</b>	<b>9</b>	<b>0</b>	<b>21</b>	<b>1.5</b>



**NOLAN CRESSLER**

**24**

RS Senior, Guard  
6'4" 210 lbs.  
Pittsburgh, Pa.  
Cornell/Plum HS

**SEASON HIGHS**

- Points: 20, vs. Iowa State (1/28/17)
- FG Made: 8, vs. Iowa State (1/28/17)
- FG Atts: 10, vs. Iowa State (1/28/17)
- 3FG Made: 4, vs. Iowa State (1/28/17)
- 3FG Atts: 4, 4x, last at Texas A&M (1/31/17)
- FT Made: 4, vs. Minnesota (12/3/16)
- FT Atts: 5, vs. Minnesota (12/3/16)
- Rebounds: 9, vs. Marquette (11/11/16)
- Assists: 5, vs. High Point (12/6/16)
- Turnovers: 3, 3x, last at Georgia (1/17/17)
- Blocks:
- Steals: 3, vs. High Point (12/6/16)
- Minutes: 35, at Arkansas (2/7/17)

**CAREER HIGHS**

- Points: 34, vs. Brown (2/22/14)
- FG Made: 11, vs. Siena (11/22/13)
- FG Atts: 22, vs. Penn (3/8/14)
- 3FG Made: 6, vs. Brown (2/22/14)
- 3FG Atts: 13, at W. Michigan (11/29/13)
- FT Made: 10, 2x, last vs. Brown (2/22/14)
- FT Atts: 14, vs. Brown (2/22/14)
- Rebounds: 9, 3x, last vs. Marquette (11/11/16)
- Assists: 5, vs. High Point (12/6/16)
- Turnovers: 4, 4x, last vs. Princeton (3/7/14)
- Blocks: 1, 5x, last vs. Wichita St. (3/15/16)
- Steals: 3, 2x, last vs. High Point (12/6/16)
- Minutes: 37, 4x, last vs. Brown (2/22/14)

**MISCELLANEOUS**

	2016-17	Career
Double-Digit Pts.	12	53
20+ Points	1	12
5+ threes	-	5

**CRESSLER NOTEBOOK**

- Led team with 13 points in win at Arkansas - played a season-high 35 minutes; also scored 13 points in win over South Carolina.
- Scored 20 points vs. Iowa State, his most as a Commodore after transferring from Cornell.
- Eclipsed 1,000 point barrier in his career with 10 points against Tennessee in Nashville.
- Scored in double figures in 12 games this year - scored 11 points in win at Tennessee.
- Tied career high with nine rebounds vs. Marquette.
- Posted six games in double figures in 2015-16. Scored season-high 14 points vs. Detroit on season-best six made field goals.
- Tied season high with 14 points at Ole Miss in only 13 minutes of action.
- Scored 11 points vs. Tennessee in only 12 minutes.
- Tallied 10 points vs. St. John's in Maui.
- 6'4 guard who transferred to Vanderbilt from Cornell in the summer of 2014.
- Averaged 16.8 points, 4.2 rebounds, and 1.6 assists in his sophomore season with the Big Red...Named an honorable-mention All-Ivy selection as a sophomore...Has two years of eligibility remaining after sitting out the 2014-15 season.
- Led the team in scoring with 16.8 points per game with the Big Red.
- Also averaged 4.2 rebounds, and 1.6 assists per contest.
- Scored a career-high 34 points against Brown..His 469 points ranked 14th in a single season at Cornell, while his 68 3-pointers sits 11th... He shot 41 percent from the floor and 36 percent from 3-point range while adding 4.2 rebounds and 1.6 assists per contest.
- Scored 27 points, including five 3-pointers, at 2013 MAC champion Western Michigan, and notched 25 points on 11-of-19 shooting vs. Siena, adding three rebounds and two assists.
- Opened the 2013-14 season with a bang, scoring a career-best 23 points in the season opener at Syracuse, including 20 in the first half.

**CRESSLER GAME-BY-GAME (SENIOR)**

Opponent	M	FG-A	3P-A	FT-A	Reb	PF	A	T	B	S	PTS
N11 vs. Marquette*	19	3-8	1-1	0-0	9	1	1	3	0	0	7
N15 Belmont*	28	2-5	1-2	0-0	5	3	3	0	0	1	5
N18 Norfolk State*	15	1-5	1-3	0-0	3	2	1	0	0	0	3
N21 Bucknell*	22	4-7	0-2	0-0	1	1	1	1	0	0	8
N24 vs. Butler	18	3-5	1-2	1-1	3	5	0	2	0	2	8
N25 vs. Santa Clara	12	1-3	1-1	0-0	3	1	0	0	0	0	3
N29 Tennessee State	19	2-2	1-1	0-0	5	1	1	2	0	0	5
D3 vs. Minnesota	18	1-3	0-0	4-5	4	2	0	0	0	1	6
D6 High Point	22	4-7	2-3	0-0	4	1	5	3	0	3	10
D8 @ M. Tennessee	26	1-4	0-1	1-2	2	3	1	0	0	1	3
D17 Chattanooga	14	0-1	0-1	0-0	0	1	1	1	0	0	0
D21 @ Dayton	18	5-9	1-3	0-0	6	2	1	1	0	0	11
D29 @ LSU	23	4-4	1-1	1-2	3	1	2	1	0	1	10
J4 Auburn	14	3-3	2-2	0-0	1	0	0	0	0	0	8
J7 @ Alabama	25	4-6	2-4	0-0	4	1	0	0	0	1	10
J10 Kentucky	29	1-6	0-2	0-0	4	1	2	0	0	0	2
J14 Tennessee	29	4-8	0-1	2-2	1	2	3	0	0	1	10
J17 @ Georgia*	30	5-9	1-4	0-0	6	4	4	3	0	1	11
J21 @ Florida*	23	4-6	0-2	2-2	4	2	2	2	0	0	10
J24 Arkansas*	21	1-5	0-3	0-0	4	1	2	2	0	0	6
J28 Iowa State*	29	8-10	4-4	0-0	5	1	4	0	0	0	20
J31 @ Texas A&M*	24	4-8	2-4	0-0	5	0	2	1	0	1	10
F4 Ole Miss*	20	3-5	2-4	0-2	4	4	1	3	0	0	8
F7 @ Arkansas*	35	5-7	2-2	1-1	8	1	2	4	0	0	13
F11 @ Missouri*	30	3-3	1-1	1-2	1	4	2	2	0	0	8
F16 Texas A&M*	22	2-6	1-4	0-0	4	1	4	1	0	1	5
F18 South Carolina*	26	5-9	1-3	2-3	4	2	1	0	0	0	13
F22 @ Tennessee*	32	4-6	3-4	0-1	5	2	2	1	0	0	11

**Cressler's Overall Statistics**

Year	GP	GS	Min	Avg	FG	FGA	Pct	3FG	3FGA	Pct	FT	FTA	Pct	Off	Def	Tot	Avg	PF	FO	Ast	TO	Blk	Stl	Pts	Avg
2012-13*	31	12	717	23.1	99	232	.427	54	134	.403	36	47	.766	36	47	83	2.7	54	0	24	31	1	19	288	9.3
2013-14*	28	28	912	32.6	169	411	.411	68	187	.364	63	81	.778	63	81	144	5.1	78	3	45	59	2	14	469	16.8
2015-16	30	2	370	12.3	57	125	.456	17	62	.274	12	23	.522	10	55	65	2.2	41	1	23	21	3	3	143	4.8
2016-17	28	15	643	23.0	87	160	.544	31	65	.477	15	23	.652	25	83	108	3.9	50	1	48	33	0	15	220	7.9
<b>VU TOTAL</b>	<b>58</b>	<b>17</b>	<b>1013</b>	<b>17.5</b>	<b>144</b>	<b>285</b>	<b>.505</b>	<b>48</b>	<b>127</b>	<b>.378</b>	<b>27</b>	<b>46</b>	<b>.587</b>	<b>35</b>	<b>138</b>	<b>173</b>	<b>3.0</b>	<b>91</b>	<b>2</b>	<b>71</b>	<b>54</b>	<b>3</b>	<b>18</b>	<b>363</b>	<b>6.3</b>
All*	117	57	2642	22.6	412	928	.444	170	448	.379	126	174	.724	134	266	400	3.4	223	5	140	144	6	51	1120	9.6

\* Statistics from prior team/school

**Cressler's SEC Statistics at Vanderbilt**

Year	GP	GS	Min	Avg	FG	FGA	Pct	3FG	3FGA	Pct	FT	FTA	Pct	Off	Def	Tot	Avg	PF	FO	Ast	TO	Blk	Stl	Pts	Avg
2015-16	15	0	144	9.6	24	55	.436	5	23	.217	9	17	.529	5	25	30	2.0	18	1	8	8	1	3	62	4.1
2016-17	15	10	383	25.5	52	91	.571	18	41	.439	9	15	.600	10	48	58	3.9	26	0	29	20	0	7	131	8.7
<b>TOTAL</b>	<b>30</b>	<b>10</b>	<b>527</b>	<b>17.6</b>	<b>76</b>	<b>146</b>	<b>.521</b>	<b>23</b>	<b>64</b>	<b>.359</b>	<b>18</b>	<b>32</b>	<b>.563</b>	<b>15</b>	<b>73</b>	<b>88</b>	<b>2.9</b>	<b>44</b>	<b>1</b>	<b>37</b>	<b>28</b>	<b>1</b>	<b>10</b>	<b>193</b>	<b>6.4</b>



**MATTHEW FISHER-DAVIS**

**5**

Junior, Guard  
6'5" 185 lbs.  
Charlotte, N.C.  
Butler HS

**SEASON HIGHS**

- Points:** 33, vs. Auburn (1/4/17)
- FG Made:** 11, vs. Auburn (1/4/17)
- FG Atts:** 20, vs. Auburn (1/4/17)
- 3FG Made:** 7, vs. Auburn (1/4/17)
- 3FG Atts:** 14, vs. Auburn (1/4/17)
- FT Made:** 9, 3x, last vs. Kentucky (1/10/17)
- FT Atts:** 12, at LSU (12/29/16)
- Rebounds:** 7, 2x, last vs. vs. Auburn (1/4/17)
- Assists:** 4, vs. Minnesota (12/3/16)
- Turnovers:** 4, 3x, last vs. South Carolina (2/18/17)
- Blocks:** 2, vs. Arkansas (1/24/17)
- Steals:** 2, 2x, last vs. Auburn (1/4/17)
- Minutes:** 38, vs. Kentucky (1/10/17)

**CAREER HIGHS**

- Points:** 33, vs. Auburn (1/4/17)
- FG Made:** 11, vs. Auburn (1/4/17)
- FG Atts:** 20, vs. Auburn (1/4/17)
- 3FG Made:** 7, vs. Auburn (1/4/17)
- 3FG Atts:** 14, vs. Auburn (1/4/17)
- FT Made:** 9, 3x, last vs. Kentucky (1/10/17)
- FT Atts:** 12, at LSU (12/29/16)
- Rebounds:** 11, vs. Wofford (12/19/15)
- Assists:** 7, vs. Dayton (12/9/15)
- Turnovers:** 5, at Stanford (3/24/15)
- Blocks:** 4, vs. S. Dakota St. (3/20/15)
- Steals:** 3, vs. Gardner-Webb (11/16/15)
- Minutes:** 41, at Arkansas (1/5/16)

**MISCELLANEOUS**

	2016-17	Career
Double-Digit Pts.	21	49
3+ Threes	14	43
Double-Double	-	1

**FISHER-DAVIS NOTEBOOK**

- ☛ Leads the team in scoring with 15.2 points per game, Fisher-Davis is 10th in the SEC in scoring in all games and is second in the league in three's made (2.7) and third in 3FG% (.396) in all games.
- ☛ Scored 20 or more points in eight career games, and has scored in double figures in 20 games this season.
- ☛ Tallied a career-high 33 points vs. Auburn - made seven threes, first Commodore to make seven three's in a game since John Jenkins made seven against Lafayette on December 21, 2011.
- ☛ Scored 25 points at Dayton. Made then season-high five threes vs. Flyers; tallied 23 points in win at LSU in SEC opener.
- ☛ Started 28 games and played in 32 contests in 2015-16. Scored in double figures in 17 games in 2015-16. Made three or more threes in 17 games.
- ☛ Finished the season first in the SEC in three-point field goal percentage at 44.6%.
- ☛ Finished 2014-15 as the SEC's freshman leader in three-pointers made (2.1, 6th in conference) and was second in three-point percentage in all games (.401). In league games only, Fisher-Davis was fifth in threes made (2.2) and fourth in three-point percentage (.402).
- ☛ Scored a career-high 18 points at Stanford in NIT Quarterfinals on a career-high six made threes.
- ☛ 6'5 guard considered one of best shooters in 2014 class...Shot 67.5% from the floor, 49.1% from three, and 96% from the free throw line in his senior season at Butler HS.
- ☛ Averaged 22 points, 13 rebounds, five assists, two steals and two blocks per game as a senior, and was named the SW4A Player of the Year and as a member of the Charlotte Observer's All-Observer team.
- ☛ Chose Vanderbilt over Texas, Georgia, Baylor, Kansas State, Virginia, Oklahoma State, Arkansas, Alabama, and Wake Forest.

**FISHER-DAVIS GAME-BY-GAME (JUNIOR)**

Opponent	M	FG-A	3P-A	FT-A	Reb	PF	A	T	B	S	PTS
N11 vs. Marquette*	22	4-10	2-5	2-2	0	0	1	4	0	0	12
N15 Belmont*	34	4-10	3-6	5-5	3	0	0	2	0	0	16
N18 Norfolk State*	27	5-12	4-9	4-4	3	3	2	0	1	1	18
N21 Bucknell*	36	7-12	4-7	5-7	2	2	0	2	0	1	23
N24 vs. Butler*	11	1-3	0-2	0-0	3	0	0	0	0	1	2
N25 vs. Santa Clara*	35	4-9	3-6	3-3	2	2	2	2	0	0	14
N29 Tennessee State*	29	6-10	2-5	8-11	5	2	1	2	0	2	22
D3 vs. Minnesota*	35	3-11	2-7	0-0	3	1	4	2	0	1	8
D6 High Point*	29	6-10	4-8	3-4	3	0	3	1	1	0	19
D8 @ M. Tennessee*	36	4-13	3-7	2-2	3	1	1	4	0	1	13
D17 Chattanooga*	37	4-14	1-7	9-9	7	3	2	2	0	0	18
D21 @ Dayton*	29	9-18	5-9	2-2	3	4	0	4	1	0	25
D29 @ LSU*	29	5-13	4-9	9-12	4	2	0	2	0	0	23
J4 Auburn*	33	11-20	7-14	4-7	7	1	2	2	0	2	33
J7 @ Alabama*	32	2-9	1-6	2-2	4	3	0	3	0	1	7
J10 Kentucky*	38	4-15	2-10	9-11	2	3	0	0	0	0	19
J14 Tennessee*	25	4-6	2-3	2-5	1	5	0	3	0	0	12
J17 @ Georgia	24	4-13	1-7	0-0	4	3	1	1	0	0	9
J21 @ Florida*	32	6-14	3-9	4-4	3	3	0	1	0	1	19
J24 Arkansas*	26	3-9	1-3	0-0	2	5	0	0	2	0	7
J28 Iowa State*	32	4-9	3-6	3-3	3	5	1	1	0	1	14
J31 @ Texas A&M*	32	5-11	2-5	0-0	2	1	1	1	0	1	12
F4 Ole Miss*	29	4-11	3-8	2-2	2	3	3	1	0	1	13
F7 @ Arkansas	DNP										
F11 @ Missouri	17	1-5	1-3	5-6	2	3	2	2	0	1	8
F16 Texas A&M	30	5-10	4-8	0-0	3	2	1	3	0	0	14
F18 South Carolina	22	5-11	3-8	4-4	5	0	0	4	0	1	17
F22 @ Tennessee	25	4-10	3-8	2-4	5	0	2	0	0	0	13

Fisher-Davis' Overall Statistics at Vanderbilt

Year	GP	GS	Min	Avg	FG	FGA	Pct	3FG	3FGA	Pct	FT	FTA	Pct	Off	Def	Tot	Avg	PF	FO	Ast	TO	Blk	Stl	Pts	Avg
2014-15	34	11	777	22.9	80	228	.351	71	177	.401	15	21	.714	16	63	79	2.3	55	0	46	31	16	13	246	7.2
2015-16	32	28	877	27.4	102	236	.432	79	177	.446	27	36	.750	12	103	115	3.6	50	1	36	27	9	15	310	9.7
2016-17	27	22	786	29.1	124	298	.416	73	185	.395	89	109	.817	8	78	86	3.2	57	3	29	49	5	16	410	15.2
<b>TOTAL</b>	<b>93</b>	<b>61</b>	<b>2440</b>	<b>26.2</b>	<b>306</b>	<b>762</b>	<b>.402</b>	<b>223</b>	<b>539</b>	<b>.414</b>	<b>131</b>	<b>166</b>	<b>.789</b>	<b>36</b>	<b>244</b>	<b>280</b>	<b>3.0</b>	<b>162</b>	<b>4</b>	<b>111</b>	<b>107</b>	<b>30</b>	<b>44</b>	<b>966</b>	<b>10.4</b>

Fisher-Davis' SEC Statistics at Vanderbilt

Year	GP	GS	Min	Avg	FG	FGA	Pct	3FG	3FGA	Pct	FT	FTA	Pct	Off	Def	Tot	Avg	PF	FO	Ast	TO	Blk	Stl	Pts	Avg
2014-15	18	7	429	23.8	45	127	.354	39	97	.402	7	11	.636	9	36	45	2.5	27	0	26	17	7	7	136	7.6
2015-16	17	14	491	28.9	57	130	.438	44	101	.436	18	24	.750	5	48	53	3.1	26	1	21	15	4	7	176	10.4
2016-17	14	9	394	28.1	63	157	.401	37	101	.366	43	57	.754	3	43	46	3.3	34	2	12	23	2	8	206	14.7
<b>TOTAL</b>	<b>49</b>	<b>30</b>	<b>1314</b>	<b>26.8</b>	<b>165</b>	<b>414</b>	<b>.399</b>	<b>120</b>	<b>299</b>	<b>.401</b>	<b>68</b>	<b>92</b>	<b>.739</b>	<b>17</b>	<b>127</b>	<b>144</b>	<b>2.9</b>	<b>87</b>	<b>3</b>	<b>59</b>	<b>55</b>	<b>13</b>	<b>22</b>	<b>518</b>	<b>10.6</b>





**LUKE KORNET**

**3**

Senior, Forward  
7'1" 250 lbs.  
Lantana, Texas  
Liberty Christian HS

**SEASON HIGHS**

- Points:** 21, vs. Iowa State (1/28/17)
- FG Made:** 8, vs. Bucknell (11/21/16)
- FG Atts:** 18, vs. Minnesota (12/3/16)
- 3FG Made:** 4, 2x, last vs. Ole Miss (2/4/17)
- 3FG Atts:** 9, 4x, last at Missouri (2/11/17)
- FT Made:** 12, vs. Belmont (11/15/16)
- FT Atts:** 16, vs. Belmont (11/15/16)
- Rebounds:** 13, at Alabama (1/7/16)
- Assists:** 4, at Texas A&M (1/31/17)
- Turnovers:** 4, vs. Butler (11/24/16)
- Blocks:** 7, at Tennessee (2/22/17)
- Steals:** 2, 2x, last at LSU (12/29/16)
- Minutes:** 38, vs. Tennessee (1/14/17)

**CAREER HIGHS**

- Points:** 24, vs. Tennessee State (11/23/14)
- FG Made:** 10, vs. Tennessee State (11/23/14)
- FG Atts:** 18, vs. Minnesota (12/3/16)
- 3FG Made:** 5, at Tennessee (2/26/15)
- 3FG Atts:** 9, 4x, last at Missouri (2/11/17)
- FT Made:** 12, vs. Belmont (11/15/16)
- FT Atts:** 16, vs. Belmont (11/15/16)
- Rebounds:** 14, at Tennessee (1/20/16)
- Assists:** 4, 3x, last at Texas A&M (1/31/17)
- Turnovers:** 4, 3x, last vs. Butler (11/24/16)
- Blocks:** 10, vs. Auburn (1/12/16)
- Steals:** 3, vs. Miss. State (2/1/14)
- Minutes:** 38, vs. Tennessee (1/14/17)

**MISCELLANEOUS**

	2016-17	Career
Double-Digit Pts.	21	53
3+ Threes	6	14
4+ Blocks	4	18

**KORNET NOTEBOOK**

- ✪ Scored in double figures in 21 of 28 games this season; scored season-high 21 points vs. Iowa State.
- ✪ All-time NCAA career leader in three's made by a seven-footer with 141.
- ✪ Became Vanderbilt's 45th 1,000-point scorer with 11 points against Missouri.
- ✪ Posted fourth double-double of season with 13-point, 11-rebound effort at Tennessee; also had seven blocks.
- ✪ Posted third double double of the season with 12-point, 11-rebound effort vs. TAMU; also added five blocks.
- ✪ Recently named to the Senior CLASS Award Top 30 list.
- ✪ Made a game-winning three vs. Chattanooga on Dec. 17; was season-best 3-6 from three.
- ✪ Played in 28 games and made 25 starts in 2015-16. Averaged 8.9 points and 7.3 rebounds per game. Named to All-SEC Defensive Team. Scored in double figures in 11 games and had four or more blocks in 12 contests as a junior. Scored a season-high 20 points at Ole Miss. Made season-high four threes in win over Texas A&M in Nashville.
- ✪ 3rd in the nation in blocked shots in 2015-16, averaging 3.0 blocks per game.
- ✪ In a single season, Kornet's 84 blocks ranked second in program history, and his 3.0 average was the best in a single season.
- ✪ Notched the program's second triple double with 11 points, 11 rebounds, and 10 blocks vs. Auburn. It was the program's first triple-double with blocks. Brad Tinsley had the other triple double when he registered 11 points, 10 rebounds, and 10 assists in a win over Presbyterian on November 12, 2010.
- ✪ The 10 blocks set a new Vanderbilt program single-game record - the previous best was seven by Will Perdue (vs. East Carolina, 12/28/87), Festus Ezeli (at Georgia, 2/16/11) and Damian Jones (at South Carolina, 2/13/14).
- ✪ Scored in double figures in 18 games as a sophomore and made three or more threes in six games.
- ✪ Played in 30 games and started two as a true freshman; averaged 4.0 points, 2.3 rebounds, and 0.8 assists per game in 2013-14; Scored in double-figures in three games.
- ✪ Grew seven inches in his senior season in high school and then two more when he arrived on campus.
- ✪ Son of Frank Kornet, a former Vanderbilt basketball standout of his own from 1986-89.
- ✪ Averaged 15.0 points, 8.0 rebounds, 3.0 blocks, and 3.0 steals at Liberty Christian School in Argyle, Texas.
- ✪ Advice to youngsters: "Your life is a gift from God, so do everything possible to give back to Him."

**KORNET GAME-BY-GAME (SENIOR)**

Opponent	M	FG-A	3P-A	FT-A	Reb	PF	A	T	B	S	PTS
N11 vs. Marquette*	23	4-9	1-4	6-6	5	3	1	3	2	0	15
N15 Belmont*	29	4-9	0-0	12-16	7	1	2	3	3	0	20
N18 Norfolk State*	22	2-5	0-0	5-6	5	1	0	1	4	0	9
N21 Bucknell*	24	8-14	1-1	2-2	6	4	1	1	0	0	19
N24 vs. Butler*	28	2-11	1-5	0-0	5	3	1	4	2	0	5
N25 vs. Santa Clara*	30	4-9	1-3	9-10	6	3	0	3	1	0	18
N29 Tennessee State*	28	2-4	0-1	8-8	6	2	1	3	2	1	12
D3 vs. Minnesota*	32	4-18	2-8	2-4	6	3	1	1	2	0	12
D6 High Point*	23	3-8	0-2	2-2	3	4	1	1	1	1	8
D8 @ M. Tennessee*	28	3-13	0-2	2-2	5	1	1	1	1	0	8
D17 Chattanooga*	35	5-10	3-6	5-6	4	2	2	2	2	2	18
D21 @ Dayton*	33	3-12	2-7	0-0	8	0	3	0	4	0	8
D29 @ LSU*	33	5-7	2-4	2-2	4	3	2	0	0	2	14
J4 Auburn*	31	4-9	1-2	1-3	11	2	2	1	4	1	10
J7 @ Alabama*	37	5-17	3-7	2-3	13	2	2	1	4	1	15
J10 Kentucky*	32	5-11	3-7	3-3	8	4	1	0	0	1	16
J14 Tennessee*	38	7-12	2-4	2-2	7	2	1	2	3	0	18
J17 @ Georgia*	30	7-13	4-9	1-2	4	3	2	1	0	0	19
J21 @ Florida*	33	4-6	3-5	0-0	4	4	0	3	1	1	11
J24 Arkansas*	33	2-3	1-2	4-4	4	1	1	2	0	0	9
J28 Iowa State*	34	7-14	3-9	4-6	5	1	2	0	1	1	21
J31 @ Texas A&M*	36	5-8	2-5	0-0	4	1	4	0	1	1	12
F4 Ole Miss*	36	6-11	4-9	2-2	4	4	2	2	2	0	18
F7 @ Arkansas*	34	2-4	1-3	7-8	4	1	1	1	3	0	12
F11 @ Missouri*	31	4-14	0-9	3-3	5	3	0	2	2	0	11
F16 Texas A&M*	31	3-11	1-3	5-5	11	2	0	1	5	0	12
F18 South Carolina*	32	2-5	2-5	3-4	7	4	0	0	2	1	9
F22 @ Tennessee*	34	4-13	1-4	4-4	11	3	0	0	7	1	13

**Kornet's Overall Statistics at Vanderbilt**

Year	GP	GS	Min	Avg	FG	FGA	Pct	3FG	3FGA	Pct	FT	FTA	Pct	Off	Def	Tot	Avg	PF	FO	Ast	TO	Blk	Stl	Pts	Avg
2013-14	30	2	460	15.3	45	131	.344	21	89	.236	8	15	.533	19	49	68	2.3	34	0	23	21	17	9	119	4.0
2014-15	35	14	756	21.6	106	214	.495	50	125	.400	42	55	.764	32	88	120	3.4	67	1	37	41	38	7	304	8.7
2015-16	28	25	767	27.4	87	216	.403	26	93	.280	49	71	.690	50	154	204	7.3	68	1	41	31	84	14	249	8.9
2016-17	28	28	870	31.1	116	280	.414	44	126	.349	96	113	.850	49	123	172	6.1	67	0	34	39	59	14	372	13.3
<b>TOTAL</b>	<b>121</b>	<b>69</b>	<b>2853</b>	<b>23.6</b>	<b>354</b>	<b>841</b>	<b>.421</b>	<b>141</b>	<b>433</b>	<b>.326</b>	<b>195</b>	<b>254</b>	<b>.768</b>	<b>150</b>	<b>414</b>	<b>564</b>	<b>4.7</b>	<b>236</b>	<b>2</b>	<b>135</b>	<b>132</b>	<b>198</b>	<b>44</b>	<b>1044</b>	<b>8.6</b>

**Kornet's SEC Statistics at Vanderbilt**

Year	GP	GS	Min	Avg	FG	FGA	Pct	3FG	3FGA	Pct	FT	FTA	Pct	Off	Def	Tot	Avg	PF	FO	Ast	TO	Blk	Stl	Pts	Avg
2013-14	18	1	279	15.5	24	78	.308	12	57	.211	4	9	.444	10	29	39	2.2	16	0	13	13	10	7	64	3.6
2014-15	18	4	401	22.3	56	119	.471	28	72	.389	21	25	.840	14	44	58	3.2	32	1	22	19	15	5	161	8.9
2015-16	17	15	500	29.4	52	132	.394	19	59	.322	31	47	.660	29	103	132	7.8	47	1	26	26	54	9	154	9.1
2016-17	15	15	501	33.4	65	144	.451	30	78	.385	39	45	.867	27	74	101	6.7	39	0	18	16	34	9	199	13.3
<b>TOTAL</b>	<b>68</b>	<b>35</b>	<b>1681</b>	<b>24.7</b>	<b>197</b>	<b>473</b>	<b>.416</b>	<b>89</b>	<b>266</b>	<b>.335</b>	<b>95</b>	<b>126</b>	<b>.754</b>	<b>80</b>	<b>250</b>	<b>330</b>	<b>4.9</b>	<b>134</b>	<b>2</b>	<b>79</b>	<b>74</b>	<b>113</b>	<b>30</b>	<b>578</b>	<b>8.5</b>



## RILEY LACHANCE

# 13

Junior, Guard  
6'2" 192 lbs.  
Brookfield, Wis.  
Brookfield HS

### SEASON HIGHS

**Points:** 24, at LSU (12/29/16)  
**FG Made:** 8, at LSU (12/29/16)  
**FG Atts:** 13, at LSU (12/29/16)  
**3FG Made:** 5, vs. Santa Clara (11/25/16)  
**3FG Atts:** 7, at LSU (12/29/16)  
**FT Made:** 8, vs. Arkansas (1/24/17)  
**FT Atts:** 8, 2x, last vs. Arkansas (1/24/17)  
**Rebounds:** 7, 2x, last at Arkansas (2/7/17)  
**Assists:** 7, 3x, last at Tennessee (2/22/17)  
**Turnovers:** 4, 3x, last vs. Iowa State (1/28/17)  
**Blocks:** 1, vs. Marquette (11/11/16)  
**Steals:** 2, 4x, last at Tennessee (2/22/17)  
**Minutes:** 38, 2x, last vs. Tennessee (1/14/17)

### CAREER HIGHS

**Points:** 26, 2x, last vs. W. Carolina (12/16/14)  
**FG Made:** 9, vs. Purdue (12/13/14)  
**FG Atts:** 18, at Florida (2/18/15)  
**3FG Made:** 5, 4x, last vs. Santa Clara (11/25/16)  
**3FG Atts:** 9, 2x, last at Ole Miss (3/7/15)  
**FT Made:** 8, vs. Arkansas (1/24/17)  
**FT Atts:** 8, 2x, last vs. Arkansas (1/24/17)  
**Rebounds:** 9, vs. Missouri (2/21/15)  
**Assists:** 8, at Ole Miss (3/7/15)  
**Turnovers:** 5, vs. Florida (2/3/15)  
**Blocks:** 1, 2x, last vs. Stony Brook (11/19/15)  
**Steals:** 5, vs. Penn (12/22/14)  
**Minutes:** 42, 2x, last vs. Tennessee (2/11/15)

### MISCELLANEOUS

	2016-17	Career
Double-Digit Pts.	14	49
20+ Point games	1	4

### LACHANCE NOTEBOOK

- ☛ Scored season-high 24 points in win at LSU. Finished 8-13 from floor, 4-7 from three, and had 5 assists. Was fourth time of his career and first time this season eclipsing the 20-point mark.
- ☛ Riley LaChance is shooting 49.1% from three for the season and two threes shy of reaching the minimum to lead the SEC. He is fourth in assist-to-turnover ratio (2.1), seventh in the league in assists (4.1), and 10th in three's made (2.1) in all games.
- ☛ Scored in double figures in 14 games this season.
- ☛ Played in 33 games and started 19 in 2015-16. Averaged 6.9 points and 2.4 rebounds per game.
- ☛ Scored double figures in 11 games in 2015-16, including a season-high 18 points vs. Alabama while tying a career-best with five threes.
- ☛ Scored 13 points, had six assists, and four assists vs. Gardner-Webb; also scored 13 points vs. Stony Brook.
- ☛ Named to preseason All-SEC 2nd Team by league coaches in 2015.
- ☛ Named to the SEC All-Freshman team in 2015; SEC freshman leader in points scored in all games and second in threes made.
- ☛ Third on Vanderbilt's single-season freshman scoring list with 429 points - one of only four Vanderbilt freshman to ever eclipse 400-point barrier.
- ☛ Seventh in threes made (2.1) and eighth in minutes (33.3) as a freshman. Second amongst freshmen in SEC in threes made behind teammate Matthew Fisher-Davis in 2014-15.
- ☛ Captured four SEC Freshmen of the Week honors in 2014-15, which set a program record.
- ☛ Scored in double figures in 24 games in 2014-15, scored 20 or more points in three contests.
- ☛ Ended freshman season with 102 assists, third on the freshman single-season list.
- ☛ Scored a career-high 26 points in win over Purdue and 26 vs. Western Carolina.
- ☛ 6'2 guard who lead his Brookfield Central High School team in Wisconsin to a 24-1 record as a senior when he averaged 23.0 points and 2.6 assists per game...Left Brookfield as the school's all-time leading scorer (1,643 points). Also Brookfield's single-season scoring leader with 543 points, and the all-time leader in steals with 188.
- ☛ Was voted the top point guard in the state of Wisconsin by Wisconsin Hoops, and was the Player of the Year for Waukesha County.
- ☛ Major is Human and Organizational Development.

### LACHANCE GAME-BY-GAME (JUNIOR)

Opponent	M	FG-A	3P-A	FT-A	Reb	PF	A	T	B	S	PTS
N11 vs. Marquette*	33	3-5	2-3	1-2	2	0	2	1	1	0	9
N15 Belmont*	24	1-3	1-1	2-2	3	0	4	1	0	0	5
N18 Norfolk State*	22	4-7	3-5	1-1	4	3	1	3	0	2	12
N21 Bucknell*	32	4-7	2-3	0-0	1	1	6	0	0	1	10
N24 vs. Butler*	34	2-6	1-2	2-2	4	3	6	2	0	0	7
N25 vs. Santa Clara*	32	6-7	5-6	0-0	4	4	6	0	0	1	17
N29 Tennessee State*	33	4-6	4-6	0-0	2	2	5	0	0	0	12
D3 vs. Minnesota*	38	4-10	1-2	0-0	7	2	5	3	0	0	9
D6 High Point*	29	4-4	4-4	2-2	2	2	7	1	0	2	14
D8 @ M. Tennessee*	34	1-4	0-2	0-0	4	2	2	3	0	0	2
D17 Chattanooga*	22	1-2	1-2	4-4	1	3	4	1	0	0	7
D21 @ Dayton*	29	0-4	0-4	0-0	5	4	4	1	0	1	0
D29 @ LSU*	36	8-13	4-7	4-5	1	1	5	1	0	1	24
J4 Auburn*	22	3-5	2-4	0-0	4	5	3	4	0	1	8
J7 @ Alabama*	36	3-7	2-4	0-0	3	1	3	4	0	0	8
J10 Kentucky*	32	6-11	2-6	5-8	6	0	4	4	0	0	19
J14 Tennessee*	38	2-6	1-2	4-4	4	2	2	2	0	0	9
J17 @ Georgia*	27	5-10	3-5	0-0	2	4	4	1	0	0	13
J21 @ Florida*	34	4-8	3-4	0-0	2	2	5	2	0	0	11
J24 Arkansas*	34	3-9	2-8	8-8	2	1	6	2	0	1	16
J28 Iowa State*	35	2-4	0-2	3-5	4	4	3	4	0	0	7
J31 @ Texas A&M*	30	1-4	0-2	1-1	5	0	3	3	0	0	3
F4 Ole Miss*	37	2-6	1-5	0-0	3	5	7	1	0	2	5
F7 @ Arkansas*	33	4-10	3-5	1-3	7	1	3	1	0	1	12
F11 @ Missouri*	33	3-11	2-6	0-0	1	0	2	2	0	0	8
F16 Texas A&M*	32	3-6	2-4	4-4	3	1	2	2	0	1	12
F18 South Carolina*	30	4-9	3-6	3-3	3	2	4	3	0	0	14
F22 @ Tennessee*	32	2-6	0-2	6-6	4	2	7	2	0	2	33

#### LaChance's Overall Statistics at Vanderbilt

Year	GP	GS	Min	Avg	FG	FGA	Pct	3FG	3FGA	Pct	FT	FTA	Pct	Off	Def	Tot	Avg	PF	FO	Ast	TO	Blk	Stl	Pts	Avg
2014-15	35	35	1166	33.3	147	337	.436	66	173	.382	69	79	.873	10	100	110	3.1	46	0	102	47	1	25	429	12.3
2015-16	33	19	820	24.8	80	226	.354	43	119	.361	26	34	.765	11	69	80	2.4	61	1	81	44	1	20	229	6.9
2016-17	28	28	884	31.6	89	190	.468	54	112	.482	51	60	.850	7	87	94	3.4	59	2	115	54	1	16	283	10.1
<b>TOTAL</b>	<b>96</b>	<b>82</b>	<b>2870</b>	<b>29.9</b>	<b>316</b>	<b>753</b>	<b>.420</b>	<b>163</b>	<b>404</b>	<b>.403</b>	<b>146</b>	<b>173</b>	<b>.844</b>	<b>28</b>	<b>256</b>	<b>284</b>	<b>3.0</b>	<b>166</b>	<b>3</b>	<b>298</b>	<b>145</b>	<b>3</b>	<b>61</b>	<b>941</b>	<b>9.8</b>

#### LaChance's SEC Statistics at Vanderbilt

Year	GP	GS	Min	Avg	FG	FGA	Pct	3FG	3FGA	Pct	FT	FTA	Pct	Off	Def	Tot	Avg	PF	FO	Ast	TO	Blk	Stl	Pts	Avg
2014-15	18	18	622	34.6	73	177	.412	35	91	.385	38	45	.844	6	56	62	3.4	27	0	54	29	0	10	219	12.2
2015-16	18	7	417	23.2	35	115	.304	22	64	.344	16	23	.696	6	40	46	2.6	31	1	36	27	0	13	108	6.0
2016-17	15	15	487	32.5	53	121	.438	30	70	.429	36	42	.857	2	49	51	3.4	27	2	60	34	0	9	172	11.5
<b>TOTAL</b>	<b>51</b>	<b>40</b>	<b>1526</b>	<b>29.9</b>	<b>161</b>	<b>413</b>	<b>.390</b>	<b>87</b>	<b>225</b>	<b>.387</b>	<b>90</b>	<b>110</b>	<b>.818</b>	<b>14</b>	<b>145</b>	<b>159</b>	<b>3.1</b>	<b>85</b>	<b>3</b>	<b>150</b>	<b>90</b>	<b>0</b>	<b>32</b>	<b>499</b>	<b>9.8</b>



**JEFF ROBERSON**

**11**

Junior, Forward  
6'6" 224 lbs.  
Houston, Texas  
The Kinkaid School

**SEASON HIGHS**

- Points:** 21, vs. Ole Miss (2/4/17)
- FG Made:** 7, vs. Kentucky (1/10/17)
- FG Atts:** 14, vs. Minnesota (12/3/16)
- 3FG Made:** 4, vs. High Point (12/6/16)
- 3FG Atts:** 7, vs. High Point (12/6/16)
- FT Made:** 8, 2x, last vs. Ole Miss (2/4/17)
- FT Atts:** 9, vs. Ole Miss (2/4/17)
- Rebounds:** 16, vs. Minnesota (12/3/16)
- Assists:** 6, 2x, last vs. Iowa State (1/28/17)
- Turnovers:** 5, vs. Marquette (11/11/16)
- Blocks:** 2, 2x, last vs. Chattanooga (12/17/16)
- Steals:** 2, 5x, last at Tennessee (2/22/17)
- Minutes:** 38, 2x, last at Florida (1/21/17)

**CAREER HIGHS**

- Points:** 21, vs. Ole Miss (2/4/17)
- FG Made:** 8, vs. Texas A&M (2/4/16)
- FG Atts:** 14, vs. Minnesota (12/3/16)
- 3FG Made:** 4, vs. High Point (12/6/16)
- 3FG Atts:** 6, vs. Minnesota (12/3/16)
- FT Made:** 8, 3x, last vs. Ole Miss (2/4/17)
- FT Atts:** 9, 2x, last vs. Ole Miss (2/4/17)
- Rebounds:** 16, vs. Minnesota (12/3/16)
- Assists:** 6, 2x, last vs. Iowa State (1/28/17)
- Turnovers:** 5, vs. Marquette (11/11/16)
- Blocks:** 2, 5x, last vs. Chattanooga (12/17/16)
- Steals:** 2, 10x, last at Tennessee (2/22/17)
- Minutes:** 39, at Miss. State (2/16/16)

**MISCELLANEOUS**

	2016-17	Career
Double-Digit Pts.	18	38
10+ Rebounds	5	10
Double-Doubles	3	8

**ROBERSON NOTEBOOK**

- ✦ Scored a career-high 21 points against Ole Miss.
- ✦ Tallied a game-high 15 points in win at Tennessee.
- ✦ Scored 19 points vs. Kentucky on season-best 7 made field goals. Also added nine rebounds.
- ✦ Roberson ranks seventh in the SEC in rebounding (7.2) in all games and eighth (6.9) in league games only, and is fourth in the league in defensive rebounding (5.3) in all games and fifth in league games only (4.9).
- ✦ Scored in double figures in 18 games this season.
- ✦ Made a career high four made threes vs. High Point.
- ✦ Had 2nd double-double of season and 7th of career vs. Minnesota with 12 points and a career-high 16 rebounds. Previous career-best in rebounds was 13 against St. John's in Maui on November 23, 2015.
- ✦ Played in 32 games in 2015-16 and made 25 starts. Averaged 9.3 points and 5.6 rebounds per game and 11.0 points and 5.7 rebounds in conference play. Shot 43.5% from three for the season.
- ✦ Scored in double figures in 18 games in 2015-16, including a career-high 20-point effort against Texas A&M in Nashville (2/4), when he was 8-10 from the floor and 3-4 from three.
- ✦ Tallied five double-doubles, including an 18-point, 10-rebound effort in win at Florida.
- ✦ Grabbed career-high 13 rebounds in win over St. John's in Maui.
- ✦ Finished fifth in the SEC in all games in free throw percentage (.833); second in league games only (.877).
- ✦ Started 24 games as a true freshman in 2014-15; averaged 4.7 ppg and shot 45.5% from three.
- ✦ Scored career-high 12 points vs. Tennessee at Memorial Gym.
- ✦ Scored eight points at Georgia Tech on 4-of-5 shooting; also scored eight points vs. Penn and 4-5 from floor.
- ✦ Tied a career high with eight rebounds against Baylor.
- ✦ Played career-high 35 minutes vs. LaSalle and scored seven points and grabbed seven rebounds.
- ✦ Left The Kinkaid School as the school's all-time leading scorer with 1,743 points.
- ✦ Averaged 20.1 points, 9.2 rebounds, 2.0 assists, and 1.5 steals per game in his senior season at the Kinkaid School in Houston.
- ✦ Named a finalist for the Guy V. Lewis Award, which is given to the top high school player in the city of Houston.
- ✦ As a senior, Roberson shot 66.8% from the floor, 48% from three-point range, and 78% from the free throw line.
- ✦ SEC Academic Honor Roll member in 2015.
- ✦ Chose Vanderbilt over Georgia Tech, Saint Louis, and Harvard.

**ROBERSON GAME-BY-GAME (JUNIOR)**

Opponent	M	FG-A	3P-A	FT-A	Reb	PF	A	T	B	S	PTS
N11 vs. Marquette*	33	3-11	1-4	2-2	10	0	2	5	0	1	9
N15 Belmont*	33	4-8	2-4	0-0	8	5	4	1	0	0	10
N18 Norfolk State*	24	2-8	1-4	0-0	11	3	3	3	0	0	11
N21 Bucknell*	36	4-10	0-3	0-0	6	2	5	1	1	1	8
N24 vs. Butler*	25	3-5	0-2	5-6	4	4	1	2	1	1	11
N25 vs. Santa Clara*	32	4-8	3-5	1-4	4	2	1	4	0	0	12
N29 Tennessee State*	31	5-10	2-4	1-2	5	3	0	4	0	2	13
D3 vs. Minnesota*	36	5-14	2-6	0-0	16	1	1	1	2	1	12
D6 High Point*	25	5-8	4-7	0-0	3	2	2	2	0	0	14
D8 @ M. Tennessee*	32	4-12	1-5	2-5	8	1	0	3	0	1	11
D17 Chattanooga*	35	4-10	1-4	2-2	5	3	2	1	2	0	11
D21 @ Dayton*	32	2-11	0-3	4-4	9	4	1	1	0	0	8
D29 @ LSU*	37	2-8	0-3	2-3	11	2	6	3	1	2	6
J4 Auburn*	34	0-7	0-3	5-6	7	3	2	1	0	1	5
J7 @ Alabama*	22	2-6	0-1	0-1	1	4	1	0	0	0	4
J10 Kentucky*	38	7-12	1-3	4-4	9	2	2	0	1	0	19
J14 Tennessee*	30	5-9	0-1	2-2	6	3	3	1	0	0	12
J17 @ Georgia*	31	4-10	1-3	2-2	8	2	0	3	0	1	11
J21 @ Florida*	38	1-8	0-3	5-6	8	1	1	2	0	2	7
J24 Arkansas*	36	4-11	2-5	4-6	11	3	1	2	0	0	14
J28 Iowa State*	37	3-7	2-4	8-8	9	1	6	1	0	0	16
J31 @ Texas A&M*	25	5-10	1-4	0-0	6	4	2	3	0	0	11
F4 Ole Miss*	35	5-6	3-3	8-9	7	1	2	1	0	1	21
F7 @ Arkansas*	36	5-8	2-4	0-0	8	3	0	4	0	1	12
F11 @ Missouri*	26	1-6	0-2	2-2	4	3	0	3	0	2	4
F16 Texas A&M*	26	3-7	1-3	0-0	6	4	1	0	1	0	7
F18 South Carolina*	25	0-1	0-1	6-8	3	3	2	1	1	2	6
F22 @ Tennessee*	32	5-10	0-2	5-6	8	4	1	0	0	2	15

**Roberson's Overall Statistics at Vanderbilt**

Year	GP	GS	Min	Avg	FG	FGA	Pct	3FG	3FGA	Pct	FT	FTA	Pct	Off	Def	Tot	Avg	PF	FO	Ast	TO	Blk	Stl	Pts	Avg
2014-15	33	24	637	19.3	50	103	.485	15	33	.455	40	64	.625	32	70	102	3.1	86	2	37	48	10	13	155	4.7
2015-16	32	25	858	26.8	91	186	.489	30	69	.435	85	102	.833	58	121	179	5.6	101	5	38	34	6	15	297	9.3
2016-17	28	28	882	31.5	97	241	.402	30	96	.313	76	94	.809	52	149	201	7.2	73	1	52	53	10	21	300	10.7
<b>TOTAL</b>	<b>93</b>	<b>77</b>	<b>2377</b>	<b>25.6</b>	<b>238</b>	<b>530</b>	<b>.449</b>	<b>75</b>	<b>198</b>	<b>.379</b>	<b>201</b>	<b>260</b>	<b>.773</b>	<b>142</b>	<b>340</b>	<b>482</b>	<b>5.2</b>	<b>260</b>	<b>8</b>	<b>127</b>	<b>135</b>	<b>26</b>	<b>49</b>	<b>752</b>	<b>8.1</b>

**Roberson's SEC Statistics at Vanderbilt**

Year	GP	GS	Min	Avg	FG	FGA	Pct	3FG	3FGA	Pct	FT	FTA	Pct	Off	Def	Tot	Avg	PF	FO	Ast	TO	Blk	Stl	Pts	Avg
2014-15	16	11	313	19.6	22	49	.449	7	13	.538	24	40	.600	18	29	47	2.9	43	1	20	23	3	6	75	4.7
2015-16	18	17	524	29.1	60	114	.526	21	43	.488	57	65	.877	33	69	102	5.7	61	4	29	17	2	7	198	11.0
2016-17	15	15	471	31.4	49	119	.412	11	41	.268	45	55	.818	29	74	103	6.9	42	0	24	24	4	14	154	10.3
<b>TOTAL</b>	<b>49</b>	<b>43</b>	<b>1308</b>	<b>26.7</b>	<b>131</b>	<b>282</b>	<b>.465</b>	<b>39</b>	<b>97</b>	<b>.402</b>	<b>126</b>	<b>160</b>	<b>.788</b>	<b>80</b>	<b>172</b>	<b>252</b>	<b>5.1</b>	<b>146</b>	<b>5</b>	<b>73</b>	<b>64</b>	<b>9</b>	<b>27</b>	<b>427</b>	<b>8.7</b>



**JOE TOYE**

**2**

Sophomore, Guard  
6'7" 208 lbs.  
Chicago, Ill.  
Whitney Young HS

**SEASON HIGHS**

**Points:** 13, 2x, last vs. Texas A&M (2/16/17)  
**FG Made:** 4, 4x, last at Arkansas (2/7/17)  
**FG Atts:** 12, at Arkansas (2/7/17)  
**3FG Made:** 3, at Arkansas (2/7/17)  
**3FG Atts:** 7, at Arkansas (2/7/17)  
**FT Made:** 6, vs. Texas A&M (2/16/17)  
**FT Atts:** 7, vs. Texas A&M (2/16/17)  
**Rebounds:** 6, 2x, last at Texas A&M (1/31/17)  
**Assists:** 4, at Arkansas (2/7/17)  
**Turnovers:** 3, 6x, at Arkansas (2/7/17)  
**Blocks:** 1, 2x, last at Georgia (1/17/17)  
**Steals:** 1, 6x, at Arkansas (2/7/17)  
**Minutes:** 37, at Arkansas (2/7/17)

**CAREER HIGHS**

**Points:** 13, vs. Arkansas (1/24/17)  
**FG Made:** 4, 4x, last at Arkansas (2/7/17)  
**FG Atts:** 12, at Arkansas (2/7/17)  
**3FG Made:** 3, 2x, last at Arkansas (2/7/17)  
**3FG Atts:** 7, at Arkansas (2/7/17)  
**FT Made:** 6, vs. Texas A&M (2/16/17)  
**FT Atts:** 7, vs. Texas A&M (2/16/17)  
**Rebounds:** 6, 2x, last at Texas A&M (1/31/17)  
**Assists:** 4, 2x, last at Arkansas (2/7/17)  
**Turnovers:** 3, 6x, at Arkansas (2/7/17)  
**Blocks:** 1, 3x, last at Georgia (1/17/17)  
**Steals:** 1, 10x, last vs. Arkansas (1/24/17)  
**Minutes:** 37, at Arkansas (2/7/17)

**MISCELLANEOUS**

**TOYE NOTEBOOK**

- ✪ Has now started in five consecutive games and six in his career. Against Texas A&M, he tied a career best with 13 points in 24 minutes of action. He also set new career highs for free throws made (6) and attempted (7).
- ✪ Scored 11 points in win at Texas A&M.
- ✪ Tallied new career high with 13 points vs. Arkansas.
- ✪ Made first career start at Georgia.
- ✪ Scored 10 points vs. Tennessee. Played a career-high 27 minutes against Volunteers.
- ✪ Was 3-5 from floor in win at LSU and 2-2 from three.
- ✪ Tied a career high with 10 points in win over Chattanooga.
- ✪ Played in 30 games in 2015-16 and averaged 3.6 points and 1.2 rebounds per game. Scored in double figures in three games.
- ✪ Tied a career high with 10 points against Tennessee at SEC Tournament. Made a career-high three three's in a career-best 23 minutes of action. Also scored 10 points in First Four game vs. Wichita State.
- ✪ Scored career-high 10 points vs. Detroit - tied his career high with three made field goals.
- ✪ Signed with the Commodores in November of 2014.
- ✪ Was ranked as the sixth-best player in the state of Illinois and a four-star prospect by ESPN, and was also ranked as the 113th-best prospect in the nation by Rivals.com.
- ✪ Toye and his twin sister Elizabeth are both Division I basketball players - Elizabeth plays for Florida International.
- ✪ Attended Whitney Young High School in Chicago, where he was named as a First-Team All-City selection.
- ✪ Averaged 18.0 points, 7.0 rebounds, 2.0 assists, 2.0 steals, and 1.5 blocks as a senior.
- ✪ Chose the Commodores over Iowa, Memphis, Creighton, Bradley, UIC, and Missouri.
- ✪ Recipient of the Edie and David Johnson Family Basketball Scholarship.
- ✪ Advice to youngsters: "Don't let negative influences in your life."

**TOYE GAME-BY-GAME (SOPHOMORE)**

Opponent	M	FG-A	3P-A	FT-A	Reb	PF	A	T	B	S	PTS
N11 vs. Marquette	21	2-4	0-2	4-6	2	1	2	1	0	0	8
N15 Belmont	14	1-3	0-1	1-2	6	0	0	1	0	0	3
N18 Norfolk State	21	1-3	0-1	3-4	3	2	2	0	0	0	2
N21 Bucknell	22	0-4	0-2	0-0	2	2	2	1	0	1	0
N24 vs. Butler	14	3-5	0-1	1-2	2	4	0	1	0	1	7
N25 vs. Santa Clara	9	1-2	1-1	0-0	0	0	1	0	0	0	3
N29 Tennessee State	11	2-3	0-0	1-2	2	1	0	1	0	0	5
D3 vs. Minnesota	7	0-3	0-0	0-0	2	0	0	0	0	0	0
D6 High Point	18	1-5	1-2	3-4	5	1	1	1	0	0	6
D8 @ M. Tennessee	8	1-2	1-1	0-0	1	0	1	1	0	0	3
D17 Chattanooga	19	3-5	0-0	4-4	2	3	2	1	0	0	10
D21 @ Dayton	22	0-2	0-1	2-2	3	2	1	2	0	1	2
D29 @ LSU	11	3-5	2-2	0-0	2	3	1	0	0	1	8
J4 Auburn	19	4-7	1-4	0-0	2	3	3	3	0	1	9
J7 @ Alabama	13	1-3	0-1	0-0	2	2	0	2	1	0	2
J10 Kentucky	12	1-1	0-0	0-2	3	1	1	0	0	0	2
J14 Tennessee	27	3-5	1-2	3-4	5	0	1	0	0	1	10
J17 @ Georgia*	21	0-3	0-0	1-2	3	2	2	0	1	0	1
J21 @ Florida	18	2-3	0-1	1-1	3	2	2	0	0	0	5
J24 Arkansas	26	4-5	2-2	3-3	3	5	0	1	0	1	13
J28 Iowa State	11	1-4	1-3	0-0	1	0	0	2	0	0	3
J31 @ Texas A&M	21	4-7	1-2	2-2	6	1	1	1	0	0	11
F4 Ole Miss	25	3-8	1-5	2-4	4	4	1	2	0	1	9
F7 @ Arkansas*	37	4-12	3-7	0-0	5	1	4	3	0	1	11
F11 @ Missouri*	21	0-3	0-2	1-2	1	4	0	3	0	0	1
F16 Texas A&M*	24	3-8	1-2	6-7	2	2	2	1	0	0	13
F18 South Carolina*	31	2-5	0-1	3-6	4	2	1	0	0	0	7
F22 @ Tennessee*	23	2-8	1-3	0-0	1	5	2	2	0	0	5

**Toye's Overall Statistics at Vanderbilt**

Year	GP	GS	Min	Avg	FG	FGA	Pct	3FG	3FGA	Pct	FT	FTA	Pct	Off	Def	Tot	Avg	PF	FO	Ast	TO	Blk	Stl	Pts	Avg
2015-16	30	0	257	8.6	37	74	.500	9	21	.429	25	39	.641	7	30	37	1.2	28	0	10	13	2	6	108	3.6
2016-17	28	6	526	18.8	52	128	.406	17	49	.347	41	59	.695	17	60	77	2.8	53	2	33	30	2	9	162	5.8
<b>TOTAL</b>	<b>58</b>	<b>6</b>	<b>783</b>	<b>13.5</b>	<b>89</b>	<b>202</b>	<b>.441</b>	<b>26</b>	<b>70</b>	<b>.371</b>	<b>66</b>	<b>98</b>	<b>.673</b>	<b>24</b>	<b>90</b>	<b>114</b>	<b>2.0</b>	<b>81</b>	<b>2</b>	<b>43</b>	<b>43</b>	<b>4</b>	<b>15</b>	<b>270</b>	<b>4.7</b>

**Toye's SEC Statistics at Vanderbilt**

Year	GP	GS	Min	Avg	FG	FGA	Pct	3FG	3FGA	Pct	FT	FTA	Pct	Off	Def	Tot	Avg	PF	FO	Ast	TO	Blk	Stl	Pts	Avg
2015-16	17	0	100	5.9	11	27	.407	2	9	.222	9	13	.692	2	11	13	0.8	9	0	3	8	1	3	33	1.9
2016-17	15	6	329	21.9	36	83	.434	13	34	.382	22	33	.667	9	37	46	3.1	37	2	21	18	2	6	107	7.1
<b>TOTAL</b>	<b>32</b>	<b>6</b>	<b>429</b>	<b>13.4</b>	<b>47</b>	<b>110</b>	<b>.427</b>	<b>15</b>	<b>43</b>	<b>.349</b>	<b>31</b>	<b>46</b>	<b>.674</b>	<b>11</b>	<b>48</b>	<b>59</b>	<b>1.8</b>	<b>46</b>	<b>2</b>	<b>24</b>	<b>26</b>	<b>3</b>	<b>9</b>	<b>140</b>	<b>4.4</b>



**PAYTON WILLIS**

1

Freshman, Guard  
6'4" 182 lbs.  
Fayetteville, Ark.  
Fayetteville HS

**SEASON HIGHS**

- Points:** 17, vs. Butler (11/24/16)
- FG Made:** 5, vs. Butler (11/24/16)
- FG Atts:** 8, 2x, last at Alabama (1/7/16)
- 3FG Made:** 3, 2x, last at LSU (12/29/16)
- 3FG Atts:** 6, at LSU (12/29/16)
- FT Made:** 5, vs. Butler (11/24/16)
- FT Atts:** 6, 3x, last at Arkansas (2/7/17)
- Rebounds:** 5, 2x, last at Alabama (1/7/16)
- Assists:** 8, vs. Santa Clara (11/25/16)
- Turnovers:** 5, vs. Minnesota (12/3/16)
- Blocks:** 1, 3x, last vs. South Carolina (2/18/17)
- Steals:** 2, at LSU (12/29/16)
- Minutes:** 32, 2x, last vs. Auburn (1/4/17)

**CAREER HIGHS**

- Points:** 17, vs. Butler (11/24/16)
- FG Made:** 5, vs. Butler (11/24/16)
- FG Atts:** 8, 2x, last at Alabama (1/7/16)
- 3FG Made:** 3, 2x, last at LSU (12/29/16)
- 3FG Atts:** 6, at LSU (12/29/16)
- FT Made:** 5, vs. Butler (11/24/16)
- FT Atts:** 6, 3x, last at Arkansas (2/7/17)
- Rebounds:** 5, 2x, last at Alabama (1/7/16)
- Assists:** 8, vs. Santa Clara (11/25/16)
- Turnovers:** 5, vs. Minnesota (12/3/16)
- Blocks:** 1, 3x, last vs. South Carolina (2/18/17)
- Steals:** 2, at LSU (12/29/16)
- Minutes:** 32, 2x, last vs. Auburn (1/4/17)

**WILLIS NOTEBOOK**

- ✪ Made 12 starts at point guard this season.
- ✪ Tallied eight points in homecoming win at Arkansas.
- ✪ Scored in double figures for fifth time this season with 10 points at Alabama.
- ✪ Posted a career-high five rebounds against Auburn.
- ✪ Scored 11 points in win at LSU. Was 4-7 from floor and 3-6 from three.
- ✪ Tallied 13 points and was 3-4 from floor vs. High Point.
- ✪ Scored career-high 17 points vs. Butler; made first career start vs. Santa Clara and dished out career-high eight assists vs. Broncos.
- ✪ Signed with the Commodores in the fall of 2015.
- ✪ Third ever Commodore from the state of Arkansas and first since Ralph Childs played for Vanderbilt in the 1955-56 season.
- ✪ Attended Fayetteville High School in Fayetteville, Arkansas, averaged 15.9 points, 3.6 rebounds, 3.5 assists, and 1.5 steals per game while also shooting 44.7% from three in his junior season and was honored as an all-conference and all-state selection as a sophomore and junior.
- ✪ Was ranked as the second-ranked player in the state of Arkansas, the 22nd-best point guard in the country by 247sports.com, and ranked as the 119th-best player in the nation by Rivals.com.

**WILLIS GAME-BY-GAME (FRESHMAN)**

Opponent	M	FG-A	3P-A	FT-A	Reb	PF	A	T	B	S	PTS
N11 vs. Marquette	8	1-3	0-1	1-6	2	1	1	0	0	1	3
N15 Belmont	16	3-5	1-3	3-4	1	1	0	2	0	1	10
N18 Norfolk State	20	1-4	0-1	0-0	4	1	5	3	0	0	2
N21 Bucknell	9	1-3	0-0	0-0	0	0	0	0	0	0	2
N24 vs. Butler	27	5-8	2-5	5-6	3	2	2	2	1	0	17
N25 vs. Santa Clara*	32	2-5	1-4	0-0	4	0	8	4	0	0	5
N29 Tennessee State*	23	2-4	1-3	4-4	2	3	3	3	0	0	9
D3 vs. Minnesota*	23	1-2	1-1	0-0	1	0	1	5	0	1	3
D6 High Point*	23	4-5	3-4	2-2	2	2	4	1	0	1	13
D8 @M. Tennessee*	16	0-1	0-1	2-2	2	1	2	1	0	0	2
D17 Chattanooga*	28	3-6	0-1	1-2	4	1	3	1	0	0	7
D21 @Dayton*	28	4-7	1-4	0-0	1	0	2	4	1	1	9
D29 @LSU*	22	4-7	3-6	0-0	0	1	2	3	0	2	11
J4 Auburn*	32	3-6	1-4	0-0	5	2	6	3	0	1	7
J7 @Alabama*	27	3-8	2-3	2-3	5	2	4	2	0	1	10
J10 Kentucky	11	1-2	0-1	2-2	1	4	0	1	0	1	4
J14 Tennessee	11	1-3	0-1	0-0	0	0	1	1	0	0	2
J17 @Georgia	18	2-3	0-1	0-0	0	2	1	1	0	1	4
J21 @Florida	13	2-3	1-1	0-0	0	1	0	1	0	1	5
J24 Arkansas	16	2-4	1-3	1-4	1	2	2	2	0	0	6
J28 Iowa State	13	0-3	0-2	3-4	2	0	1	2	1	0	3
J31 @Texas A&M	13	1-5	1-3	0-0	0	0	3	2	0	0	3
F4 Ole Miss	9	0-4	0-4	0-0	1	0	0	1	0	0	0
F7 @Arkansas	15	2-3	1-2	3-6	1	0	0	2	0	0	8
F11 @Missouri	20	1-4	0-2	0-0	3	0	1	0	1	0	2
F16 Texas A&M	13	1-3	0-2	1-2	2	0	1	0	0	1	3
F18 South Carolina	13	0-2	0-1	0-0	0	3	1	2	1	0	0
F22 @Tennessee	8	0-2	0-2	0-0	1	1	0	0	0	0	0

Willis' Overall Statistics at Vanderbilt

Year	GP	GS	Min	Avg	FG	FGA	Pct	3FG	3FGA	Pct	FT	FTA	Pct	Off	Def	Tot	Avg	PF	FO	Ast	TO	Blk	Stl	Pts	Avg
2016-17	28	12	506	18.1	50	115	.435	20	66	.303	30	47	.638	11	37	48	1.7	29	0	54	49	5	13	150	5.4
<b>TOTAL</b>	<b>28</b>	<b>12</b>	<b>506</b>	<b>18.1</b>	<b>50</b>	<b>115</b>	<b>.435</b>	<b>20</b>	<b>66</b>	<b>.303</b>	<b>30</b>	<b>47</b>	<b>.638</b>	<b>11</b>	<b>37</b>	<b>48</b>	<b>1.7</b>	<b>29</b>	<b>0</b>	<b>54</b>	<b>49</b>	<b>5</b>	<b>13</b>	<b>150</b>	<b>5.4</b>

Willis' SEC Statistics at Vanderbilt

Year	GP	GS	Min	Avg	FG	FGA	Pct	3FG	3FGA	Pct	FT	FTA	Pct	Off	Def	Tot	Avg	PF	FO	Ast	TO	Blk	Stl	Pts	Avg
2016-17	15	5	240	16.0	23	59	.390	10	36	.278	9	17	.529	1	19	20	1.3	18	0	22	21	2	8	65	4.3
<b>TOTAL</b>	<b>15</b>	<b>5</b>	<b>240</b>	<b>16.0</b>	<b>23</b>	<b>59</b>	<b>.390</b>	<b>10</b>	<b>36</b>	<b>.278</b>	<b>9</b>	<b>17</b>	<b>.529</b>	<b>1</b>	<b>19</b>	<b>20</b>	<b>1.3</b>	<b>18</b>	<b>0</b>	<b>22</b>	<b>21</b>	<b>2</b>	<b>8</b>	<b>65</b>	<b>4.3</b>





2016-17 Vanderbilt Basketball  
 Vanderbilt Combined Team Statistics (as of Feb 23, 2017)  
 All games



RECORD:	OVERALL	HOME	AWAY	NEUTRAL
ALL GAMES	15-13	9-5	5-5	1-3
CONFERENCE	8-7	3-4	5-3	0-0
NON-CONFERENCE	7-6	6-1	0-2	1-3

#	Player	gp-gs	min	avg	Total		3-Point		F-Throw		Rebounds				pf	dq	a	to	blk	stl	pts	avg
					fg-fga	fg%	3fg-fga	3fg%	ft-fa	ft%	off	def	tot	avg								
05	FISHER-DAVIS, Matth	27-22	786	29.1	124-298	.416	73-185	.395	89-109	.817	8	78	86	3.2	57	3	29	49	5	16	410	15.2
03	KORNET, Luke	28-28	870	31.1	116-280	.414	44-126	.349	96-113	.850	49	123	172	6.1	67	0	34	39	59	14	372	13.3
11	ROBERSON, Jeff	28-28	882	31.5	97-241	.402	30-96	.313	76-94	.809	52	149	201	7.2	73	1	52	53	10	21	300	10.7
13	LACHANCE, Riley	28-28	884	31.6	89-190	.468	54-112	.482	51-60	.850	7	87	94	3.4	59	2	115	54	1	16	283	10.1
24	CRESSLER, Nolan	28-15	643	23.0	87-160	.544	31-65	.477	15-23	.652	25	83	108	3.9	50	1	48	33	0	15	220	7.9
02	TOYE, Joe	28-6	526	18.8	52-128	.406	17-49	.347	41-59	.695	17	60	77	2.8	53	2	33	30	2	9	162	5.8
01	WILLIS, Payton	28-12	506	18.1	50-115	.435	20-66	.303	30-47	.638	11	37	48	1.7	29	0	54	49	5	13	150	5.4
15	BROWN, Clevon	27-0	211	7.8	18-43	.419	7-22	.318	5-10	.500	15	29	44	1.6	27	0	3	12	14	0	48	1.8
12	BAPTISTE, Djery	28-1	227	8.1	20-40	.500	0-0	.000	9-16	.563	22	34	56	2.0	50	0	1	16	10	3	49	1.8
Team											32	48	80				10					
Total.....		28	5600		657-1511	.435	277-729	.380	415-537	.773	238	734	972	34.7	471	9	376	349	106	110	2006	71.6
Opponents.....		28	5601		700-1635	.428	190-552	.344	356-513	.694	285	674	959	34.2	476	-	336	291	85	149	1946	69.5

TEAM STATISTICS	VU	OPP	Date	Opponent	Score	Att.
SCORING	2006	1946	^	11/11/16 vs Marquette	L 71-95	4116
Points per game	71.6	69.5		11/15/16 BELMONT	w 80-66	9116
Scoring margin	+2.1	-	+	11/18/16 NORFOLK STATE	w 75-52	8205
FIELD GOALS-ATT	657-1511	700-1635	+	11/21/16 BUCKNELL	L 72-75	8243
Field goal pct	.435	.428	#	11/24/16 vs Butler	L 66-76	2537
3 POINT FG-ATT	277-729	190-552	#	11/25/16 vs Santa Clara	w 76-66	3000
3-point FG pct	.380	.344		11/29/16 TENNESSEE STATE	w 83-59	8445
3-pt FG made per game	9.9	6.8	%	12/03/16 vs Minnesota	L 52-56	3250
FREE THROWS-ATT	415-537	356-513		12/06/16 HIGH POINT	w 90-63	8288
Free throw pct	.773	.694		12/08/16 at Middle Tennessee	L 48-71	9606
F-Throws made per game	14.8	12.7		12/17/16 CHATTANOOGA	w 76-74	9376
REBOUNDS	972	959		12/21/16 at Dayton	L 63-68	12828
Rebounds per game	34.7	34.2	*	12/29/16 at LSU	w 96-89	7853
Rebounding margin	+0.5	-	*	01/04/17 AUBURN	w 80-61	9918
ASSISTS	376	336	*	01/07/17 at Alabama	L 56-59	11256
Assists per game	13.4	12.0	*	01/10/17 KENTUCKY	L 81-87	12707
TURNOVERS	349	291	*	01/14/17 TENNESSEE	L 75-87	12235
Turnovers per game	12.5	10.4	*	01/17/17 at Georgia	L 68-76	7480
Turnover margin	-2.1	-	*	01/21/17 at Florida	w 68-66	10523
Assist/turnover ratio	1.1	1.2	*	01/24/17 ARKANSAS	L 70-71	9408
STEALS	110	149		01/28/17 IOWA STATE	w 84-78	9851
Steals per game	3.9	5.3	*	01/31/17 at Texas A&M	w 68-54	7508
BLOCKS	106	85	*	02/04/17 OLE MISS	L 74-81	9287
Blocks per game	3.8	3.0	*	02/07/17 at Arkansas	w 72-59	13494
ATTENDANCE	134526	116443	*	02/11/17 at Mizzou	L 52-72	10279
Home games-Avg/Game	14-9609	10-10354	*	02/16/17 TEXAS A&M	w 72-67	8976
Neutral site-Avg/Game	-	4-3226	*	02/18/17 SOUTH CAROLINA	w 71-62	10471
			*	02/22/17 at Tennessee	w 67-56	12713

Score by Periods	1st	2nd	Totals
Vanderbilt	961	1045	2006
Opponents	869	1077	1946

^ = Veterans Classic presented by Northwestern Mutual, Annapolis, Md.  
 + = Continental Tire Las Vegas Invitational, Nashville, Tenn.  
 # = Continental Tire Las Vegas Invitational, Las Vegas, Nev.  
 % = Sanford Pentagon, Sioux Falls, S.D.  
 \* = Conference game



2016-17 Vanderbilt Basketball  
 Vanderbilt Combined Team Statistics (as of Feb 22, 2017)  
 Conference games



RECORD:	OVERALL	HOME	AWAY	NEUTRAL
ALL GAMES	8-7	3-4	5-3	0-0
CONFERENCE	8-7	3-4	5-3	0-0
NON-CONFERENCE	0-0	0-0	0-0	0-0

#	Player	gp-gs	min	avg	Total		3-Point		F-Throw		Rebounds			pf	dq	a	to	blk	stl	pts	avg	
					fg-fga	fg%	3fg-fga	3fg%	ft-fa	ft%	off	def	tot									avg
05	FISHER-DAVIS, Matth	14-9	394	28.1	63-157	.401	37-101	.366	43-57	.754	3	43	46	3.3	34	2	12	23	2	8	206	14.7
03	KORNET, Luke	15-15	501	33.4	65-144	.451	30-78	.385	39-45	.867	27	74	101	6.7	39	0	18	16	34	9	199	13.3
13	LACHANCE, Riley	15-15	487	32.5	53-121	.438	30-70	.429	36-42	.857	2	49	51	3.4	27	2	60	34	0	9	172	11.5
11	ROBERSON, Jeff	15-15	471	31.4	49-119	.412	11-41	.268	45-55	.818	29	74	103	6.9	42	0	24	24	4	14	154	10.3
24	CRESSLER, Nolan	15-10	383	25.5	52-91	.571	18-41	.439	9-15	.600	10	48	58	3.9	26	0	29	20	0	7	131	8.7
02	TOYE, Joe	15-6	329	21.9	36-83	.434	13-34	.382	22-33	.667	9	37	46	3.1	37	2	21	18	2	6	107	7.1
01	WILLIS, Payton	15-5	240	16.0	23-59	.390	10-36	.278	9-17	.529	1	19	20	1.3	18	0	22	21	2	8	65	4.3
15	BROWN, Clevon	14-0	99	7.1	8-20	.400	2-9	.222	3-7	.429	8	14	22	1.6	13	0	2	5	9	0	21	1.5
12	BAPTISTE, Djery	15-0	96	6.4	6-12	.500	0-0	.000	3-6	.500	11	16	27	1.8	24	0	0	5	3	1	15	1.0
Team											14	18	32				7					
Total.....		15	3000		355-806	.440	151-410	.368	209-277	.755	114	392	506	33.7	260	6	188	173	56	62	1070	71.3
Opponents.....		15	3001		376-895	.420	95-280	.339	200-288	.694	176	366	542	36.1	248	-	177	149	46	77	1047	69.8

TEAM STATISTICS	VU	OPP	Date	Opponent	Score	Att.
SCORING	1070	1047	* 12/29/16	at LSU	w 96-89	7853
Points per game	71.3	69.8	* 01/04/17	AUBURN	w 80-61	9918
Scoring margin	+1.5	-	* 01/07/17	at Alabama	L 56-59	11256
FIELD GOALS-ATT	355-806	376-895	* 01/10/17	KENTUCKY	L 81-87	12707
Field goal pct	.440	.420	* 01/14/17	TENNESSEE	L 75-87	12235
3 POINT FG-ATT	151-410	95-280	* 01/17/17	at Georgia	L 68-76	7480
3-point FG pct	.368	.339	* 01/21/17	at Florida	w 68-66	10523
3-pt FG made per game	10.1	6.3	* 01/24/17	ARKANSAS	L 70-71	9408
FREE THROWS-ATT	209-277	200-288	* 01/31/17	at Texas A&M	w 68-54	7508
Free throw pct	.755	.694	* 02/04/17	OLE MISS	L 74-81	9287
F-Throws made per game	13.9	13.3	* 02/07/17	at Arkansas	w 72-59	13494
REBOUNDS	506	542	* 02/11/17	at Mizzou	L 52-72	10279
Rebounds per game	33.7	36.1	* 02/16/17	TEXAS A&M	w 72-67	8976
Rebounding margin	-2.4	-	* 02/18/17	SOUTH CAROLINA	w 71-62	10471
ASSISTS	188	177	* 02/22/17	at Tennessee	w 67-56	12713
Assists per game	12.5	11.8				
TURNOVERS	173	149				
Turnovers per game	11.5	9.9				
Turnover margin	-1.6	-				
Assist/turnover ratio	1.1	1.2				
STEALS	62	77				
Steals per game	4.1	5.1				
BLOCKS	56	46				
Blocks per game	3.7	3.1				
ATTENDANCE	73002	81106				
Home games-Avg/Game	7-10429	8-10138				
Neutral site-Avg/Game	-	0-0				

^ = Veterans Classic presented by Northwestern Mutual, Annapolis, Md.  
 + = Continental Tire Las Vegas Invitational, Nashville, Tenn.  
 # = Continental Tire Las Vegas Invitational, Las Vegas, Nev.  
 % = Sanford Pentagon, Sioux Falls, S.D.  
 \* = Conference game

Score by Periods	1st	2nd	Totals
Vanderbilt	504	566	1070
Opponents	466	581	1047



2016-17 Vanderbilt Basketball  
 Vanderbilt Team Game-by-Game (as of Feb 23, 2017)  
 All games



TEAM STATISTICS

Opponent	Date	Score		Total		3-Pointers		Free throws		Rebounds				pf	a	t/o	blk	stl	pts	avg
				fg-fga	pct	3fg-fga	pct	ft-fta	pct	off	def	tot	avg							
vs Marquette	11/11/16	71-95	L	23-58	.397	8-24	.333	17-26	.654	11	26	37	37.0	10	13	19	5	4	71	71.0
BELMONT	11/15/16	80-66	w	23-50	.460	9-18	.500	25-31	.806	7	34	41	39.0	15	13	14	4	2	80	75.5
NORFOLK STATE	11/18/16	75-52	w	21-56	.375	10-28	.357	23-28	.821	15	31	46	41.3	19	16	13	9	4	75	75.3
BUCKNELL	11/21/16	72-75	L	29-62	.468	7-18	.389	7-9	.778	9	18	27	37.8	16	15	8	2	4	72	74.5
vs Butler	11/24/16	66-76	L	22-52	.423	7-22	.318	15-19	.789	8	25	33	36.8	29	11	16	4	5	66	72.8
vs Santa Clara	11/25/16	76-66	w	24-48	.500	15-28	.536	13-17	.765	7	25	32	36.0	15	18	13	1	1	76	73.3
TENNESSEE STATE	11/29/16	83-59	w	25-46	.543	10-23	.435	23-30	.767	13	26	39	36.4	19	12	19	3	6	83	74.7
vs Minnesota	12/03/16	52-56	L	19-63	.302	8-25	.320	6-9	.667	14	32	46	37.6	13	12	12	4	4	52	71.9
HIGH POINT	12/06/16	90-63	w	29-50	.580	19-32	.594	13-15	.867	6	20	26	36.3	16	23	13	3	8	90	73.9
at Middle Tennessee	12/08/16	48-71	L	17-53	.321	5-19	.263	9-13	.692	5	28	33	36.0	10	9	13	2	3	48	71.3
CHATTANOOGA	12/17/16	76-74	w	22-50	.440	6-21	.286	26-29	.897	8	19	27	35.2	18	16	11	4	2	76	71.7
at Dayton	12/21/16	63-68	L	23-65	.354	9-31	.290	8-8	1.000	15	29	44	35.9	19	13	13	7	3	63	71.0
at LSU	12/29/16	96-89	w	31-58	.534	16-32	.500	18-24	.750	9	20	29	35.4	15	18	11	1	9	96	72.9
AUBURN	01/04/17	80-61	w	28-58	.483	14-33	.424	10-16	.625	8	33	41	35.8	17	18	14	5	7	80	73.4
at Alabama	01/07/17	56-59	L	20-56	.357	10-26	.385	6-9	.667	8	27	35	35.7	17	10	12	5	5	56	72.3
KENTUCKY	01/10/17	81-87	L	25-58	.431	8-29	.276	23-32	.719	5	29	34	35.6	20	10	7	1	2	81	72.8
TENNESSEE	01/14/17	75-87	L	26-49	.531	6-14	.429	17-21	.810	8	18	26	35.1	14	11	9	3	2	75	72.9
at Georgia	01/17/17	68-76	L	27-64	.422	10-31	.323	4-6	.667	11	26	37	35.2	22	14	11	1	3	68	72.7
at Florida	01/21/17	68-66	w	23-50	.460	10-25	.400	12-13	.923	8	22	30	34.9	16	11	13	2	5	68	72.4
ARKANSAS	01/24/17	70-71	L	20-47	.426	9-26	.346	21-26	.808	6	25	31	34.7	20	12	15	3	2	70	72.3
IOWA STATE	01/28/17	84-78	w	25-52	.481	13-30	.433	21-26	.808	6	29	35	34.7	12	17	12	2	2	84	72.9
at Texas A&M	01/31/17	68-54	w	28-59	.475	9-27	.333	3-3	1.000	9	26	35	34.7	9	16	11	2	3	68	72.6
OLE MISS	02/04/17	74-81	L	23-52	.442	14-39	.359	14-19	.737	2	31	33	34.7	24	16	11	3	5	74	72.7
at Arkansas	02/07/17	72-59	w	24-46	.522	12-23	.522	12-18	.667	11	27	38	34.8	8	11	16	3	3	72	72.7
at Mizzou	02/11/17	52-72	L	17-51	.333	6-28	.214	12-15	.800	6	19	25	34.4	21	7	14	5	4	52	71.8
TEXAS A&M	02/16/17	72-67	w	22-56	.393	10-26	.385	18-22	.818	9	27	36	34.5	15	11	9	6	3	72	71.8
SOUTH CAROLINA	02/18/17	71-62	w	20-45	.444	9-25	.360	22-32	.688	8	28	36	34.5	22	9	15	8	4	71	71.8
at Tennessee	02/22/17	67-56	w	21-57	.368	8-26	.308	17-21	.810	6	34	40	34.7	20	14	5	8	5	67	71.6
Vanderbilt		2006		657-1511	.435	277-729	.380	415-537	.773	238	734	972	34.7	471	376	349	106	110	2006	71.6
Opponents		1946		700-1635	.428	190-552	.344	356-513	.694	285	674	959	34.2	476	336	291	85	149	1946	69.5

Games played: 28  
 Points/game: 71.6  
 FG Pct: 43.5  
 3FG Pct: 38.0  
 FT Pct: 77.3

Rebounds/game: 34.7  
 Assists/game: 13.4  
 Turnovers/game: 12.5  
 Assist/turnover ratio: 1.1  
 Steals/game: 3.9  
 Blocks/game: 3.8



2016-17 Vanderbilt Basketball  
 Vanderbilt Opponent Game-by-Game (as of Feb 23, 2017)  
 All games



OPPONENT STATISTICS

Opponent	Date	Score		Total		3-Pointers		Free throws		Rebounds				pf	a	t/o	blk	stl	pts	avg
				fg-fga	pct	3fg-fga	pct	ft-fa	pct	off	def	tot	avg							
vs Marquette	11/11/16	71-95	L	39-74	.527	13-31	.419	4-5	.800	10	29	39	39.0	23	22	12	4	13	95	95.0
BELMONT	11/15/16	80-66	w	24-68	.353	9-41	.220	9-13	.692	10	23	33	36.0	23	15	9	2	4	66	80.5
NORFOLK STATE	11/18/16	75-52	w	18-60	.300	2-11	.182	14-20	.700	13	23	36	36.0	21	2	12	1	3	52	71.0
BUCKNELL	11/21/16	72-75	L	27-53	.509	8-19	.421	13-17	.765	8	25	33	35.2	10	9	11	4	4	75	72.0
vs Butler	11/24/16	66-76	L	21-52	.404	9-25	.360	25-36	.694	12	24	36	35.4	17	14	12	1	6	76	72.8
vs Santa Clara	11/25/16	76-66	w	23-49	.469	6-21	.286	14-15	.933	1	20	21	33.0	20	8	9	1	0	66	71.7
TENNESSEE STATE	11/29/16	83-59	w	20-49	.408	7-15	.467	12-25	.480	9	11	20	31.1	20	8	14	3	3	59	69.9
vs Minnesota	12/03/16	52-56	L	23-59	.390	3-9	.333	7-15	.467	10	31	41	32.4	7	15	9	8	7	56	68.1
HIGH POINT	12/06/16	90-63	w	19-41	.463	12-15	.800	13-16	.813	4	17	21	31.1	17	12	19	1	5	63	67.6
at Middle Tennessee	12/08/16	48-71	L	28-61	.459	7-24	.292	8-13	.615	7	32	39	31.9	14	15	6	3	10	71	67.9
CHATTANOOGA	12/17/16	76-74	w	29-54	.537	3-11	.273	13-19	.684	11	22	33	32.0	24	11	14	3	3	74	68.5
at Dayton	12/21/16	63-68	L	23-59	.390	7-22	.318	15-19	.789	11	27	38	32.5	14	17	9	3	6	68	68.4
at LSU	12/29/16	96-89	w	31-54	.574	17-28	.607	10-16	.625	6	23	29	32.2	17	18	15	3	7	89	70.0
AUBURN	01/04/17	80-61	w	22-68	.324	6-21	.286	11-13	.846	12	25	37	32.6	18	8	12	4	8	61	69.4
at Alabama	01/07/17	56-59	L	20-63	.317	7-25	.280	12-18	.667	20	30	50	33.7	13	13	11	5	6	59	68.7
KENTUCKY	01/10/17	81-87	L	34-67	.507	1-9	.111	18-24	.750	10	30	40	34.1	23	8	6	1	2	87	69.8
TENNESSEE	01/14/17	75-87	L	34-58	.586	8-15	.533	11-14	.786	8	18	26	33.6	19	18	6	4	4	87	70.8
at Georgia	01/17/17	68-76	L	24-53	.453	6-15	.400	22-34	.647	8	24	32	33.6	13	16	6	3	5	76	71.1
at Florida	01/21/17	68-66	w	26-58	.448	8-26	.308	6-8	.750	12	20	32	33.5	14	12	12	4	6	66	70.8
ARKANSAS	01/24/17	70-71	L	24-59	.407	6-20	.300	17-24	.708	12	22	34	33.5	20	6	10	3	6	71	70.8
IOWA STATE	01/28/17	84-78	w	30-61	.492	9-28	.321	9-12	.750	3	24	27	33.2	18	11	6	5	8	78	71.2
at Texas A&M	01/31/17	68-54	w	21-53	.396	5-18	.278	7-11	.636	8	22	30	33.0	8	12	12	3	3	54	70.4
OLE MISS	02/04/17	74-81	L	24-58	.414	9-22	.409	24-33	.727	10	31	41	33.4	16	10	8	0	4	81	70.9
at Arkansas	02/07/17	72-59	w	24-63	.381	6-20	.300	5-8	.625	12	14	26	33.1	14	12	6	5	11	59	70.4
at Mizzou	02/11/17	52-72	L	23-56	.411	9-19	.474	17-22	.773	16	27	43	33.5	13	12	14	3	5	72	70.4
TEXAS A&M	02/16/17	72-67	w	27-67	.403	3-16	.188	10-15	.667	15	26	41	33.8	20	13	9	4	3	67	70.3
SOUTH CAROLINA	02/18/17	71-62	w	24-56	.429	1-9	.111	13-22	.591	10	23	33	33.7	22	7	12	1	6	62	70.0
at Tennessee	02/22/17	67-56	w	18-62	.290	3-17	.176	17-26	.654	17	31	48	34.2	18	12	10	3	1	56	69.5
Opponents		1946		700-1635	.428	190-552	.344	356-513	.694	285	674	959	34.2	476	336	291	85	149	1946	69.5
Vanderbilt		2006		657-1511	.435	277-729	.380	415-537	.773	238	734	972	34.7	471	376	349	106	110	2006	71.6

Games played: 28  
 Points/game: 69.5  
 FG Pct: 42.8  
 3FG Pct: 34.4  
 FT Pct: 69.4

Rebounds/game: 34.2  
 Assists/game: 12.0  
 Turnovers/game: 10.4  
 Assist/turnover ratio: 1.2  
 Steals/game: 5.3  
 Blocks/game: 3.0



2016-17 Vanderbilt Basketball  
 Vanderbilt Points-Rebounds-Assists (as of Feb 23, 2017)  
 All games



Opponent	Date	Score		1	2	3	5	11	12	13
				WILLIS,PAY	TOYE,JOE	KORNET,LUK	FISHER-DAV	ROBERSON,J	BAPTISTE,D	LACHANCE,R
vs Marquette	11/11/16	71-95	L	3-2-1	8-2-2	15-5-1	12-0-1	9-10-2	1-1-0	9-2-2
BELMONT	11/15/16	80-66	w	10-1-0	3-6-0	20-7-2	16-3-0	10-8-4	8-3-0	5-3-4
NORFOLK STATE	11/18/16	75-52	w	2-4-5	5-3-2	9-5-0	18-3-2	11-11-3	7-7-0	12-4-1
BUCKNELL	11/21/16	72-75	L	2-0-0	0-2-2	19-6-1	23-2-0	8-6-5	2-5-0	10-1-6
vs Butler	11/24/16	66-76	L	17-3-2	7-2-0	5-5-1	2-3-0	11-4-1	2-2-0	7-4-6
vs Santa Clara	11/25/16	76-66	w	5-4-8	3-0-1	18-6-0	14-2-2	12-4-1	4-0-0	17-4-6
TENNESSEE STATE	11/29/16	83-59	w	9-2-3	5-2-0	12-6-1	22-5-1	13-5-0	4-3-0	12-2-5
vs Minnesota	12/03/16	52-56	L	3-1-1	0-2-0	12-6-1	8-3-4	12-16-1	2-2-0	9-7-5
HIGH POINT	12/06/16	90-63	w	13-2-4	6-5-1	8-3-1	19-3-3	14-3-2	0-1-0	14-2-7
at Middle Tennessee	12/08/16	48-71	L	2-2-2	3-1-1	8-5-1	13-3-1	11-8-0	0-0-0	2-4-2
CHATTANOOGA	12/17/16	76-74	w	7-4-3	10-2-2	18-4-2	18-7-2	11-5-2	4-2-0	7-1-4
at Dayton	12/21/16	63-68	L	9-1-2	2-3-1	8-8-3	25-3-0	8-9-1	0-1-1	0-5-4
at LSU	12/29/16	96-89	w	11-0-2	8-2-1	14-4-2	23-4-0	6-11-6	0-1-0	24-1-5
AUBURN	01/04/17	80-61	w	7-5-6	9-2-3	10-11-2	33-7-2	5-7-2	0-1-0	8-4-3
at Alabama	01/07/17	56-59	L	10-5-4	2-2-0	15-13-2	7-4-0	4-1-1	0-0-0	8-3-3
KENTUCKY	01/10/17	81-87	L	4-1-0	2-3-1	16-8-1	19-2-0	19-9-2	0-1-0	19-6-4
TENNESSEE	01/14/17	75-87	L	2-0-1	10-5-1	18-7-1	12-1-0	12-6-3	2-1-0	9-4-2
at Georgia	01/17/17	68-76	L	4-0-1	1-3-2	19-4-2	9-4-1	11-8-0	0-4-0	13-2-4
at Florida	01/21/17	68-66	w	5-0-0	5-3-2	11-4-0	19-3-0	7-8-1	0-3-0	11-3-5
ARKANSAS	01/24/17	70-71	L	6-1-2	13-3-0	9-4-1	7-2-0	14-11-1	3-2-0	16-2-6
IOWA STATE	01/28/17	84-78	w	3-2-1	3-1-0	21-5-2	14-3-1	16-9-6	0-2-0	7-4-3
at Texas A&M	01/31/17	68-54	w	3-0-3	11-6-1	12-4-4	12-2-1	11-6-2	0-0-0	3-5-3
OLE MISS	02/04/17	74-81	L	0-1-0	9-4-1	18-4-2	13-2-3	21-7-2	0-3-0	5-3-7
at Arkansas	02/07/17	72-59	w	8-1-0	11-5-4	12-4-1	DNP	12-8-0	4-3-0	12-7-3
at Mizzou	02/11/17	52-72	L	2-3-1	1-1-0	11-5-0	8-2-2	4-4-0	2-0-0	8-1-2
TEXAS A&M	02/16/17	72-67	w	3-2-1	13-2-2	12-11-0	14-3-1	7-6-1	2-2-0	12-3-2
SOUTH CAROLINA	02/18/17	71-62	w	0-0-1	7-4-1	9-7-0	17-5-0	6-3-2	2-3-0	14-3-4
at Tennessee	02/22/17	67-56	w	0-1-0	5-1-2	13-11-0	13-5-2	15-8-1	0-3-0	10-4-7

Opponent	Date	Score		15	24
				BROWN,CLEV	CRESSLER,N
vs Marquette	11/11/16	71-95	L	5-2-0	7-9-1
BELMONT	11/15/16	80-66	w	0-0-0	5-5-3
NORFOLK STATE	11/18/16	75-52	w	6-3-0	3-3-1
BUCKNELL	11/21/16	72-75	L	0-1-0	8-1-1
vs Butler	11/24/16	66-76	L	6-4-0	8-3-0
vs Santa Clara	11/25/16	76-66	w	0-3-0	3-3-0
TENNESSEE STATE	11/29/16	83-59	w	0-2-0	5-5-1
vs Minnesota	12/03/16	52-56	L	0-0-0	6-4-0
HIGH POINT	12/06/16	90-63	w	3-0-0	10-4-5
at Middle Tennessee	12/08/16	48-71	L	6-4-1	3-2-1
CHATTANOOGA	12/17/16	76-74	w	1-1-0	0-0-1
at Dayton	12/21/16	63-68	L	0-2-0	11-6-1
at LSU	12/29/16	96-89	w	DNP	10-3-2
AUBURN	01/04/17	80-61	w	0-1-0	8-1-0
at Alabama	01/07/17	56-59	L	0-0-0	10-4-0
KENTUCKY	01/10/17	81-87	L	0-0-0	2-4-2
TENNESSEE	01/14/17	75-87	L	0-0-0	10-1-3
at Georgia	01/17/17	68-76	L	0-1-0	11-6-4
at Florida	01/21/17	68-66	w	0-0-1	10-4-2
ARKANSAS	01/24/17	70-71	L	0-1-0	2-4-2
IOWA STATE	01/28/17	84-78	w	0-0-0	20-5-4
at Texas A&M	01/31/17	68-54	w	6-5-0	10-5-2
OLE MISS	02/04/17	74-81	L	0-2-0	8-4-1
at Arkansas	02/07/17	72-59	w	0-0-1	13-8-2
at Mizzou	02/11/17	52-72	L	8-6-0	8-1-2
TEXAS A&M	02/16/17	72-67	w	4-2-0	5-4-4
SOUTH CAROLINA	02/18/17	71-62	w	3-4-0	13-4-1
at Tennessee	02/22/17	67-56	w	0-0-0	11-5-2