

2017-18 Schedule / Results

Date	Opponent	Television	Time (ET)
November			
Sun. 12	GEORGE MASON	RSN	W 72-61
Fri. 17	OMAHA	ACCNE	W 87-78
Tues. 21	SOUTHERN ILLINOIS	RSN	W 84-42
Fri. 24	ST. FRANCIS	ACCNE	W 84-72
Tues. 28	at Purdue *	ESPN	L 57-66
December			
Sun. 3	#rv/24 SETON HALL	ESPN2	L 77-79
Wed. 6	SIENA +	ESPN2	W 86-60
Sat. 9	INDIANA	ESPN	W 71-62
Mon. 11	BRYANT +	ESPNU	W 102-59
Sat. 16	vs. Memphis #	ESPN2	W 81-72
Wed. 20	ALBANY +	ESPNU	W 70-68
Sat. 23	GRAND CANYON	ACCNE	W 74-56
Fri. 29	at #16/15 Kentucky	CBS	L 61-90
January			
Tues. 2	PITTSBURGH	ESPNU	W 77-51
Sat. 6	at #25/25 Clemson..	ACCN/WAVE	L 69-74/ot
Wed. 10	at #23/rv Florida State.....	RSN	W 73-69
Sat. 13	VIRGINIA TECH	ESPN2	W 94-86
Tues. 16	at Notre Dame	ESPN2	W 82-78/2ot
Sun. 21	BOSTON COLLEGE	ACCN/WHAS	W 77-69
Wed. 24	at #rv/24 Miami.....	ESPN2	L 75-78/ot
Sat. 27	WAKE FOREST.....	ACCN/WAVE	W 96-77
Wed. 31	at #2/2 Virginia.....	ESPN2	L 64-74
February			
Sat. 3	FLORIDA STATE.....	ACCN/WHAS	L 76-80
Mon. 5	SYRACUSE	ESPN	L 73-78
Thur. 8	GEORGIA TECH	ESPN2	W 77-54
Sun. 11	at Pittsburgh	ACCN/WAVE	W 94-60
Sat. 17	#14/16 NORTH CAROLINA	ESPN	L 76-93
Wed. 21	at #5/5 Duke.....	ESPN	L 56-82
Sat. 24	at Virginia Tech	CBS	W 75-68
March			
Thur. 1	#1/1 VIRGINIA	ACCN/WHAS	L 66-67
Sat. 3	at NC State	ESPN	L 69-76
Wed. 7	Florida State ~	ESPN	W 82-74
Thur. 8	#1/1 Virginia ~	ESPN	L 58-75
Tues. 13	Northern Kentucky ^	ESPN	W 66-58
Sun. 18	Middle Tennessee ^	ESPN2	W 84-68
Tues. 20	Mississippi State ^	ESPN	9:05 p.m.

* Big 10/ACC Challenge, West Lafayette, IN

+ Gotham Classic, Louisville, KY

Gotham Classic, Madison Square Garden, New York, NY

~ ACC Tournament, Barclays Center, Brooklyn, NY

^ NIT First / Second / Quarterfinal Rounds, Louisville, KY



LOUISVILLE BASKETBALL

1980, 1986, 2013 NCAA Champions □ 10 NCAA Final Fours □ 42 NCAA Tournament Appearances

Sports Information ♦ University of Louisville ♦ Louisville, KY 40292 ♦ www.GoCards.com
Phone: (502) 852-6581 ♦ Fax: (502) 852-7401 ♦ email: kenny@GoCards.com ♦ Twitter: @KKcards

Louisville Cardinals Basketball Information

Team Information

2017-18 Overall Record	22-13
(Home 16-5, Away 4-7, Neutral 2-1)	
Atlantic Coast Conference Record	9-9
ACC Finish	eighth (tie)
UofL National Ranking	unranked
All-Time Record	1,825-914 (104th yr.)
All-Time NCAA Tournament Record	76-43
(42 Appearances, 10 Final Fours, Three NCAA Championships - 1980, 1986, 2013)	

General/Administration

Location	Louisville, Ky. 40292
Founded / Enrollment	1798 / 22,000
Nickname / Colors	Cardinals / Red & Black
Conference	Atlantic Coast
Home Court	KFC Yum! Center (22,000)
Interim President	Dr. Greg Postel
Faculty Athletics Representative	Elaine Wise
Interim Director of Athletics	Vince Tyra
Website Address	www.GoCards.com



Basketball Staff

Interim Head Coach	David Padgett (Louisville '08)
UofL Record	22-13 (first year)
Overall Record	22-13 (first year)
ACC Record	9-9 (first year)
Assistant Coach	Trent Johnson (Boise State '86)
Assistant Coach	Greg Paulus (Duke '09)
Assistant Coach	R.J. Evans (Holy Cross '12)
Dir. of Basketball Operations	Michael Bowden
Head Trainer	Fred Hina
Strength Coach	Ray Ganong
Equipment Manager	Vinny Tatum
Director of Video Operations	Logan Baumann
Asst. Dir. of Basketball Operations	Wayne Turner
Asst. Video Coordinator	Patrick Reilingh
Executive Assistant to Padgett	Jordan Sucher
Receptionist	Stephanie Davis
Team Doctors	Dr. Jon Becker, Dr. John Ellis, Dr. Chris Pitcock

Contact Information

Sports Information Office	(502) 852-6581
Athletics Office	(502) 852-5732
Basketball Office	(502) 852-6651
Ticket Office	(502) 852-5151
Men's Basketball Contact	
Sr. Assoc. AD/Media Relations/SID	Kenny Klein
Office Phone	(502) 852-6581
Mobile Phone	(502) 599-7865
Email Address	kenny@GoCards.com

Louisville in the NIT

15 Appearances / 16-14 record
Three National Semifinals, One Championship (1956)

2017-18 Louisville Cardinals (22-13 overall, 9-9 Atlantic Coast Conference)

Probable Starters

No.	Name	Pos.	Ht.	Wt.	Yr.	Hometown (Previous School)	PPG	RPG	Notes
13	Ray Spalding	F	6-10	225	Jr.	Louisville, Ky. (Trinity HS)	12.3	8.6	5th in the ACC in rebounding, 10 double-doubles
22	Deng Adel	G/F	6-7	200	Jr.	Melbourne, Australia (Victory Rock Prep)	15.1	5.2	Double-figure scorer in 31 games
14	Anas Mahmoud	C	7-0	230	Sr.	Cairo, Egypt (West Oaks Academy)	6.9	5.1	Leads ACC in blocked shots (3.0), ninth in NCAA
0	V.J. King	G/F	6-6	190	So.	Cleveland, Ohio (Paul VI Catholic HS)	8.7	3.3	Double-figure scorer in 14 games (21 career)
4	Quentin Snider	G	6-2	175	Sr.	Louisville, Ky. (Ballard HS)	11.9	2.7	3rd in ACC in assists turnover ratio (2.75)

Reserves

1	Lance Thomas	F	6-8	220	Fr.	Norcross, Ga. (Norcross HS)	2.4	1.4	Scored in five of his 11 games this season
2	Darius Perry	G	6-2	175	Fr.	Powder Springs, Ga. (Wheeler HS)	3.8	1.1	15-of-30 threes in last 15 games (.483); .900 FT%
3	Jo Griffin	G	6-1	175	Fr.	Crestwood, Ky. (South Oldham HS)	0.0	0.0	Walk-on guard has played in seven games
5	Malik Williams	F/C	6-11	225	Fr.	Ft. Wayne, Ind. (Snider HS)	3.8	2.4	Started 12 games, two points in last eight games
12	Jacob Redding	G	6-0	165	Fr.	Ft. Wayne, Ind. (Carroll HS)	2.2	0.0	Walk-on appeared in six games, 4-of-4 FG this yr.
24	Dwayne Sutton	F	6-5	200	r-So.	Louisville, Ky. (UNC Asheville)	4.3	4.0	4th in rebounding for UofL; 17 pts., 11 reb. vs. VT
30	Ryan McMahon	G	6-0	175	r-So.	Sarasota, Fla. (Cardinal Mooney HS)	6.2	1.0	41 of his 53 FG this season are three-pointers
33	Jordan Nwora	F	6-7	215	Fr.	Buffalo, N.Y. (Vermont Academy)	5.6	2.2	Double-figure scorer in 9 games, .444 3 pt. FG%

Pronunciation Guide: Adel (uh-DELL), Anas Mahmoud (AH-nuss mah-MOOD), Nwora (WOR-uh; silent N)

■ **Cards Have 16 Straight 20-Win Seasons** — Louisville is one of four Division I schools in the nation which has won 20 or more games in each of the past 16 seasons. Reaching 20 victories this season and extending their streaks are Kansas (29), Duke (22), Gonzaga (20) and Louisville (16). UofL has won at least 19 games in 44 of the last 48 years. The Cardinals gained their 20th victory this season against Florida State on March 7 in the ACC Tournament Second Round.

■ **Cards Finish Tied for Eighth in ACC** -- Louisville posted a 9-9 record in its fourth season in the Atlantic Coast Conference, finishing in a tie for eighth in the league with three of its members ranked among the nation's top 10 teams. Louisville has won at least nine league games for 11 straight seasons. The Cards have finished in the top three in its conference seven of the last 12 years. Louisville was picked to finish fifth in a preseason media poll with Duke as the league favorite. UofL finished in a tie for second last season and was fourth in its first two years in the ACC with identical 12-6 conference records in each of its first three years in the conference.

The Cardinals' have won 23 regular season conference championships (regular season conference championships: American 1, Big East 2, Conference USA 1, Metro 12, Missouri Valley 7). Louisville has won its conference championship or finished second in 27 of the last 42 years. Louisville was the No. 9 seed in the postseason tournament, where it beat Florida State in the second round before falling to eventual tournament champion and top-seeded Virginia in the quarterfinals of the event played at the Barclays Center in Brooklyn, N.Y.

■ **Spalding Shines** — An All-ACC Honorable Mention selection, Ray Spalding blocked his 100th career shot against Virginia on March 1, reached 600 career rebounds vs. Virginia on March 8 and scored his 800th career points vs. Middle Tennessee in his last game. He has pulled down at least eight rebounds in 20 games this season. Spalding totalled 18 points, four rebounds, two assists, two steals and a blocked shot against Middle Tennessee in his last game. He has 12 double-figure scoring efforts in his last 14 games. Spalding scored a career-high 23 points with 12 rebounds at Notre Dame on Jan. 16. He is sixth in the ACC and 62nd in the nation in rebounding, averaging 8.6 per game -- nearly double his average from last season (5.5). Spalding is also among the league leaders in steals (10th, 1.51 per game), blocked shots (ninth, 1.69) and offensive rebounding (third, 3.05 per game, 38th in the nation). He has improved his free throw percentage to 64.8 percent this season, up from 54.5 last year. He has 10 double-doubles this season (sixth-most in the ACC) and 12 in his career. Spalding is one of 34 Louisville players to have more than 10 career double-doubles.

■ **Nine ACC Teams in NCAA Tournament** -- A league-record tying nine teams from the Atlantic Coast Conference were selected to participate in the 2018 NCAA Tournament, with six of those teams among the top 20 overall seeds (Clemson, Duke, Florida State, Miami, North Carolina, NC State, Virginia, Virginia Tech and Syracuse). The ACC's nine representatives are the most from any league this season and ties for the second-most ever by any conference, also achieved last year by the ACC. Three additional ACC teams participated in the National Invitation Tournament (NIT) this year in Louisville, Notre Dame and Boston College, with UofL advancing to the quarterfinals.

■ **Cards Advance** — UofL has advanced to the quarterfinals of the NIT for the third time in its last four appearances in the postseason event with its 84-68 victory over Middle Tennessee.

Louisville has reached the NIT national semifinal in two of its last three appearances. The Cardinals buried 11-of-21 three-pointers against Middle Tennessee, their most in the postseason since connecting on 13 against Marquette in the 2001 Big East Tournament (3-10-11). It was the sixth time this season that the Cardinals had hit over 50 percent of their threes. After scoring a career-high matching 15 points and handing out three assists against Middle Tennessee, Ryan McMahon has averaged a team-leading 12.5 points in the NIT, connecting on 6-of-10 three-pointers. McMahon and Jordan Nwora's 17 points (4-of-8 threes) -- his second-highest of the season -- contributed to the Cardinals' 42 bench points vs. MTSU, matching the second-highest bench total of the season. Louisville converted 15 Middle Tennessee turnovers into 22 points, the Cardinals' second-highest total of the year. The Cardinals handed out 15 assists against MTSU, the fourth game with as many for UofL.

■ **Success in NIT First Round** — UofL advanced to the NIT second round with its 66-58 victory over Northern Kentucky. After making just 25 percent of its shots in the first half, the Cardinals connected on 60.8 percent in the final two quarters (14-of-23), the fifth time this season that the Cardinals have made 60 percent or more of their shots in a half. Louisville limited the Norse to 34.4 percent shooting from the field for the game, the 15th opponent that UofL has held below 40 percent accuracy for a game this season. Deng Adel led the Cardinals with 20 points, scoring 16 of his total in the second half. Ray Spalding made his presence felt off the bench with game highs of 13 rebounds, four blocked shots and three steals to go with his seven points.

GAME INFORMATION

Date: Tuesday, March 20, 9:05 p.m. ET

Site: KFC Yum! Center/Crum Court, Louisville, Ky. (22,000) (131-20 in 8th year)

Television: ESPN - Bob Wischusen, play-by-play; Fran Fraschilla, analyst.

Radio: WHAS (840 AM) Paul Rogers, play-by-play; Bob Valvano, analyst

Series History: UofL leads 3-1 (2-1 in Louisville, 1-0 neutral)

Last Meeting: UofL 86, Mississippi State 62 (Dec. 30, 1987 at Honolulu, Hawai'i, Rainbow Classic third place game)

CARD FILE

■ **Deng Adel** is 13 points short of becoming the Cardinals' 69th career 1,000-point scorer.

■ Louisville is participating in postseason competition for the 48th time in the last 53 years.

■ This is Louisville's **15th appearance** in the NIT. The Cardinals have a 16-14 record in the postseason event and have reached the national semifinals on three occasions, winning the 1956 NIT Championship.

■ Louisville is **fourth in the nation** in blocked shots (6.1 bpg) and ranks 35th in field goal percentage defense (.412). **Anas Mahmoud** is ninth in the nation in blocked shots (3.0) and **Ray Spalding** is 38th in offensive rebounds (3.09).

■ Louisville has made 42.1 percent of their threes over the last 12 games (110-of-261). UofL is 16-3 when it makes eight or more three-pointers in a game. The Cards have made a combined 36-of-76 threes in its four postseason games (.474).

■ Louisville held eight of its 18 ACC opponents to 40 percent or below shooting from the field. The Cardinals collected nine or more steals in seven league games and are second in the ACC in steals in conference games (7.0 per game).

■ **David Padgett** joins Denny Crum (26 wins in 1971-72) and John Dromo (21 in 1967-68) as the only UofL coaches to have won 20 games in their first season with the Cardinals.

■ Louisville is one of just four schools which have won 20 or more games in each of the **last 16 seasons** (also Kansas, Duke and Gonzaga), reaching its 20th victory in the ACC Tournament.

■ Louisville is 21-3 when shooting better from the field than its opponent, 20-3 when committing fewer turnovers than its opponent, and 16-3 when making eight or more three-pointers in a game.

■ Four Cardinals were named to the 2018 All-ACC Academic Team (ACC-best 24 selections over 4 years). UofL achieved a collective 3.083 grade-point average for the 2017 fall semester, with **nine of 14** current student-athletes earning a 3.0 or better GPA (19th consecutive semester with at least a team 3.0 GPA). UofL is one of only two schools in the nation to have perfect men's basketball multi-year Academic Progress Rate (APR) scores each of the past four years.

Some UofL victories and records between 2011-2015 have been vacated as a penalty imposed by the NCAA Committee on Infractions. Those revisions will be reflected following the season.

ACC Teams Remaining in the 2018 NCAA Tournament

Team	Record	Seed	Site
Duke	28-7	2	Omaha, NE
<i>vs. 11 Syracuse, March 23</i>			
Clemson	25-9	5	Omaha, NE
<i>vs. 1 Kansas, March 23</i>			
Florida State	22-11	9	Los Angeles, CA
<i>vs. 4 Gonzaga, March 22</i>			
Syracuse	23-13	11	Omaha, NE
<i>vs. 2 Duke, March 23</i>			

ACC Teams Remaining in the 2018 NIT

Louisville	22-13	2	Louisville, KY
<i>vs. 4 Mississippi State, March 20</i>			

■ **Cards Make 15th NIT Appearance** -- Louisville is making its 15th National Invitation Tournament appearance and first since 2006, when the Cardinals reached the semifinals of the postseason event in New York. Louisville has a 16-14 record in its 15 appearances, with its best finish in winning the 1956 NIT Championship 62 years ago. The Cardinals have reached the quarterfinals six times and the semifinals on three occasions (1956, 1985, 2006).

The 1956 NIT Champions, which U of L Coach Peck Hickman had directed to a No. 6 national ranking entering the tournament, beat third-ranked Dayton 93-80 in the title game to cap a 26-3 season.

■ **Cards Played 22 Games vs. Tournament Teams** -- The Cardinals played 22 games -- nearly a third of its games -- against teams that have advanced to postseason play, posting a 10-13 record. Seventeen games were played against teams which reached the NCAA Tournament (4-13 record; beat Florida State twice, Virginia Tech twice; lost to Clemson, Duke, Florida State, Kentucky, Miami (Fla.), North Carolina, NC State, Purdue, Seton Hall, Syracuse, Virginia three times) and three Cardinal opponents from this season are in the NIT (4-0 record; beat Boston College, Notre Dame, Northern Kentucky, Middle Tennessee), one in the College Invitation Tournament (St. Francis, Pa.) and one in the CBI (Grand Canyon). All 13 of the Cards' losses came to teams which are in the 2018 NCAA field.

■ **Tyra was 1956 NIT MVP** -- Former U of L All-America Charlie Tyra was honored as the Most Valuable Player of the 1956 NIT as he led the Cardinals to the national title that season. His 29 points against St. Joseph's in the national semifinal matched the highest single-game scoring output for a player during the 1956 NIT.

During the 1973 NIT, another UofL player -- Allen Murphy -- produced the highest single-game scoring output for a player that year with a 36-point effort against American in the NIT first round.

UofL reached the NIT national semifinals in 2006 when Coach David Padgett was a player with the Cardinals, but he was on the sidelines from knee surgery as a sophomore.

■ **Last Year in the 2017 NIT** -- Last season, TCU beat Georgia Tech 88-56 in the 2017 NIT Championship game. Cal State Bakersfield and Central Florida also advanced to the final four teams in Madison Square Garden from the 32-team event a year ago. ACC schools Clemson and Syracuse also participated in the event: Clemson lost to Oakland in the first round, and Syracuse fell to Mississippi in the second round.

■ **ACC in the NIT** -- The current membership of the ACC has produced 205 NIT appearances and won seven NIT Championships, logging an all-time 217-157 record. Wake Forest was the last ACC team to win the title in 2000. Every current ACC team has made at least six NIT appearances and 14 of the 15 members have participated in the event since 2006. Louisville was joined by Notre Dame and Boston College in the 2018 NIT field.

■ **Experimental Rules in Place for the NIT** -- The 2018 National Invitation Tournament will feature experimental rules intended to give the NCAA Men's Basketball Rules Committee, the Division I Men's Basketball Oversight Committee and the Division I Men's Basketball Competition Committee data as well as feedback to assist in making decisions regarding rules changes. The NCAA rules process has a two-year cycle, and the next possible rules change date is May of 2019.

The 2018 NIT will feature four rules modifications:

- Extend three-point line by approximately 1 foot 8 inches to the same distance used by FIBA for international competition (22 feet 1.75 inches).
- Widen the free-throw lane from 12 feet to 16 feet consistent with the width used by the NBA.
- Game will be divided into four 10-minute quarters as opposed to two 20-minute halves. Teams will shoot two free throws beginning with the fifth foul of each quarter.
- Reset the shot clock to 20 seconds after an offensive rebound instead of the full 30 seconds.

■ **Cards in 2018 NIT Season Tipoff** -- While it's a separately operated event, Louisville will participate in the 2018 NIT Season Tipoff in the Barclays Center in Brooklyn, N.Y. during Thanksgiving week next season. The field also includes Kansas, Marquette and Tennessee in games to be played Nov. 21 and 23. The NIT Season Tip-Off has been played in New York City every November since 1985. Louisville participated in the inaugural event with Duke, Kansas and St. John's.

■ **2018 NIT Field** -- A total of 22 of the 32 NIT teams won at least 20 games in 2017-18 and all 32 teams were at least two games over the .500 mark for the season. NIT teams averaged more than 21 wins during the 2017-18 season. Twenty-one of the 32 NCAA Division I conferences are represented in the 2018 NIT. The ACC's three representatives are the second-most behind the five from the Pac-12. Louisville's 15 NIT appearances is tied for the 21st most, with Temple's 19th trip to the NIT being the most by a 2018 participant.

Most NIT Appearances (2018 participants in bold)

30 St. John's (NY)	16 Fordham
24 Dayton	16 Marquette
21 Bradley	16 Saint Joseph's
19 New Mexico	16 St. Bonaventure
19 Providence	16 West Virginia
19 Temple	15 Alabama
18 Manhattan	15 Louisville
18 Nebraska	15 Minnesota
18 Saint Louis	15 Rhode Island
17 Duquesne	14 Bowling Green
17 Memphis	14 Georgia
17 Seton Hall	14 Illinois St.
17 Villanova	14 Niagara
16 Clemson	14 Rutgers
16 DePaul	

Louisville Results in the National Invitation Tournament

(Won 16, Lost 14, 15 appearances, Won one championship - 1956)

- 1952** ■ March 8 (First round)
Western Kentucky 62, Louisville 59
- 1953** ■ March 7 (First round)
Louisville 92, Georgetown 29
■ March 9 (Second round)
Manhattan 79, Louisville 66
- 1954** ■ March 6 (First round)
St. Francis (NY) 60, Louisville 55
- 1955** ■ March 12 (First round)
Louisville 91, Manhattan 86
■ March 14 (Second round)
Duquesne 74, Louisville 66
- 1956** ■ March 19 (Second round)
Louisville 84, Duquesne 72
■ March 22 (National Semifinal)
Louisville 89, St. Joseph's (PA) 79
■ March 24 (National Championship)
Louisville 93, Dayton 80
- 1966** ■ March 12 (First round)
Boston College 96, Louisville 90 (3OT)
- 1969** ■ March 16 (First round)
Louisville 73, Fordham 70
■ March 18 (Second round)
Boston College 88, Louisville 83
- 1970** ■ March 15 (First round)
Oklahoma 74, Louisville 73
- 1971** ■ March 20 (First round)
Providence 65, Louisville 58
- 1973** ■ March 17 (First round)
Louisville 97, American 84
■ March 20 (Second round)
Notre Dame 79, Louisville 71
- 1976** ■ March 16 (Second round)
Providence 73, Louisville 67
- 1985** ■ March 14 (First round)
Louisville 77, Alcorn State 75
■ March 20 (Second round)
Louisville 68, South Florida 61
■ March 24 (Quarterfinal)
Louisville 71, UT-Chattanooga 66
■ March 27 (National Semifinal)
UCLA 75, Louisville 66
■ March 29 (National Consolation)
Tennessee 100, Louisville 84
- 2002** ■ March 12 (First round)
Louisville 66, Princeton 65
■ March 19 (Second round)
Temple 65, Louisville 62
- 2006** ■ March 17 (First round)
Louisville 71, Delaware State 54
■ March 20 (Second round)
Louisville 74, Clemson 58
■ March 22 (Quarterfinal)
Louisville 74, Missouri State 56
■ March 28 (National Semifinal)
South Carolina 78, Louisville 63
- 2018** ■ March 13 (First round)
Louisville 66, Northern Kentucky 58
■ March 18 (Second round)
Louisville 84, Middle Tennessee 68

2017-18 University of Louisville Cardinals Men's Basketball Roster

No.	Name	Pos.	Ht.	Wt.	Yr.	Exp.	Hometown (Previous School)
0	V.J. King	G/F	6-6	190	So.	1L	Cleveland, Ohio (Paul VI Catholic HS)
1	Lance Thomas	F	6-8	220	Fr.	HS	Norcross, Ga. (Norcross HS)
2	Darius Perry	G	6-2	175	Fr.	HS	Powder Springs, Ga. (Wheeler HS)
3	Jo Griffin	G	6-1	175	Fr.	HS	Crestwood, Ky. (South Oldham HS)
4	Quentin Snider	G	6-2	175	Sr.	3L	Louisville, Ky. (Ballard HS)
5	Malik Williams	F/C	6-11	225	Fr.	HS	Ft. Wayne, Ind. (Snider HS)
12	Jacob Redding	G	6-0	165	Fr.	HS	Ft. Wayne, Ind. (Carroll HS)
13	Ray Spalding	F	6-10	225	Jr.	2L	Louisville, Ky. (Trinity HS)
14	Anas Mahmoud	F	7-0	230	Sr.	3L	Cairo, Egypt (West Oaks Academy)
22	Deng Adel	G/F	6-7	200	Jr.	2L	Melbourne, Australia (Victory Rock Prep)
23	Steven Enoch *	C	6-10	240	Jr.	Tr.	Norwalk, Conn. (Univ. of Connecticut)
24	Dwayne Sutton	F	6-5	200	R-So.	Tr.	Louisville, Ky. (UNC Asheville)
30	Ryan McMahon	G	6-0	175	R-So.	1L	Sarasota, Fla. (Cardinal Mooney HS)
33	Jordan Nwora	F	6-7	215	Fr.	HS	Buffalo, N.Y. (Vermont Academy)

Pronunciation Guide: Adel (uh-DELL), Anas Mahmoud (AH-nuss mah-MOOD), Enoch (EE-knock), Nwora (WOR-uh; silent N). *Enoch will sit out the 2017-18 season after transferring from UConn.

■ **Blockbirds** — Louisville is fourth in the nation in blocked shots, rejecting an average of 6.1 shots a game (behind Michigan State 7.4, Illinois Chicago 7.1, Eastern Michigan 6.4). Anas Mahmoud leads the ACC and is ninth in the nation, averaging 3.0 blocks a game while Ray Spalding is ninth in the ACC with 1.7 blocked shots per game. Mahmoud's 103 blocked shots this season are the second-most ever in a single season at UofL and his 3.0 blocks per game is near UofL single-game leader Gorgui Dieng's top 3.2 average in 2011-12. Louisville has blocked a shot in 268 consecutive games. Ten different Cardinals have blocked shots. UofL has produced double-digit blocks in six games this season. Louisville's 15 blocked shots against Omaha were its most in a game since swatting a school-record 18 shots against Holy Cross on Dec. 7, 2003. The Cardinals also blocked 15 shots against Siena on Dec. 6, including a career-high matching nine from Mahmoud. UofL has blocked five or more shots in 24 of its 35 games this season. Louisville has blocked as many as 14 shots in a game on six occasions over the last 18 years, three of which have come this year. Mahmoud has blocked a shot in 86 career games and is third in career blocked shots at UofL with 217, 50 behind No. 2 Gorgui Dieng. Three of Mahmoud's four blocks at Florida State came in the final 1:26 of the game and three of his four at Notre Dame came in the two overtime periods. Mahmoud is second among current ACC players in career blocks (behind Georgia Tech's Ben Lammers) and is 11th among active NCAA Division I career leaders in blocked shots.

■ **Three-Pointers Key to Success** — Louisville's three-point accuracy has progressively improved. After shooting 35.7 from three-point range entering conference play, the Cardinals connected on 38.2 percent of their threes in ACC play, third-best in the league. Louisville has made at least seven three-pointers in 17 of its last 28 games. UofL's season-best 62.5 percent accuracy on 10-of-16 threes against Florida State on March 7 is the fifth-best ever for the Cardinals (with a minimum 10 made). UofL is 16-3 when it makes eight or more three-pointers in a game this season. The Cardinals have made as many as the season-high 14 threes they buried vs. Memphis (in 26 attempts, .538) on 18 occasions over the last 18 years. UofL made double-digit threes in a game on seven occasions last season and has done it nine times this year. Quentin Snider led the ACC in three-point field goal percentage in conference only statistics (.460, 40-of-87 threes). Louisville made a combined 19-of-37 three-pointers (.514) in its two ACC Tournament games, the third-highest percentage ever in the tournament for teams that played two games.

■ **Adel Paces Cards** — Deng Adel has been the Cardinals' scoring leader in 14 games, including most recently leading UofL with 20 points against Northern Kentucky. Adel, who is 12th in the ACC in scoring averaging 15.1 points per game, has nine 20-point scoring efforts in his last 37 games, including seven this season. He has scored at least nine points in all but one of his games this season and has 57 career double figure scoring efforts (31 of 33 this season). He has three double-doubles this year, and approached a triple-double with 10 points, nine rebounds and a career-high eight assists at Virginia Tech. A preseason All-ACC selection (second team) and an honorable mention choice in the postseason balloting, Adel is a finalist for the Julius Erving Small Forward of the Year award.

Louisville in NCAA Statistics		
Nat'l.	Category	Stat
4	Blocked Shots per game	6.1
31	FG Percentage Defense	.412
55	Three Point FG Defense	.327
55	Defensive Rebounds/game	26.8
65	Fewest Fouls per game	16.4
71	Turnover Margin	+1.8
73	Turnovers per game	11.7
76	Steals per game	7.0
82	3-Point Field Goal Pct.	.374
88	Scoring Margin	+6.0
91	Free Throw Percentage	.737
96	Rebounds per game	36.7

■ Cardinals Place Four on 2018 All-ACC

Academic Team -- Four UofL men's basketball players were honored on the 2018 All-ACC Academic Men's Basketball team. Earning the honor for the Cardinals were Deng Adel, V.J. King, Jordan Nwora and Ray Spalding. The four selections for Louisville was the second-highest for a school on the 27-member team. Pittsburgh placed five on the squad while seven schools had two selections each. Louisville placed six members on the team last year and seven in its first two ACC seasons. To be eligible for consideration, a student-athlete must have earned a 3.00 grade point average for the previous semester and maintained a 3.00 cumulative average during his academic career. It was the third straight year that Adel and Spalding have earned the recognition and the second for King.

■ **Cardinal Spurts** — Through its 35 games this season, Louisville has produced 53 runs of 8-0 or better, including a 12-0 run against Middle Tennessee in the NIT Second Round. The Cardinals had a season-best 18-0 run against Siena on Dec. 6. UofL has forced its opponents into 65 scoring droughts of three minutes or more, including droughts of 3:35, 3:05 and 3:09 by Middle Tenn. in its last game. A scoreless stretch of 8:18 by Pittsburgh on Jan. 2 was UofL's longest period of scoreless defense this season.

Louisville Most Blocked Shots / Career

Player	Years	Blocks
1. Pervis Ellison	1985-89	374
2. Gorgui Dieng	2010-13	267
3. Anas Mahmoud	2014-18	217
4. Charles Jones	1980-84	208
5. Billy Thompson	1982-86	185

Louisville Most Blocked Shots / Season

Player	Year	Blocks
1. Gorgui Dieng	2011-12	128
2. Anas Mahmoud	2017-18	103
3. Pervis Ellison	1987-88	102
4. Pervis Ellison	1988-89	98
Pervis Ellison	1985-86	92

Louisville Career Double-Doubles

Ray Spalding (12)

Duke (A)	2/21/18	17 pts., 10 reb.
North Carolina (H)	2/17/18	18 pts., 12 reb.
Notre Dame (A)	1/16/18	23 pts., 12 reb.
Clemson (A)	1/6/18	16 pts., 14 reb.
Kentucky (A)	12/29/17	12 pts., 11 reb.
Grand Canyon (H)	12/23/17	21 pts., 16 reb.
Indiana (H)	12/9/17	10 pts., 14 reb.
Siena (H)	12/6/17	10 pts., 10 reb.
St. Francis (H)	11/24/17	19 pts., 13 reb.
Omaha (H)	11/17/17	19 pts., 11 reb.
Syracuse (H)	2/26/17	18 pts., 11 reb.
North Florida (H)	11/21/15	18 pts., 12 reb.

Deng Adel (4)

Boston College (H)	1/21/18	18 pts., 10 reb.
Virginia Tech (H)	1/13/18	27 pts., 11 reb.
Clemson (A)	1/6/18	14 pts., 11 reb.
Southern Illinois (H)	12/10/16	12 pts., 12 reb.

Anas Mahmoud (2)

Siena (H)	12/6/17	17 pts., 13 reb.
Duke (H)	1/14/17	17 pts., 11 reb.

Dwayne Sutton (1)

Virginia Tech (A)	2/24/17	17 pts., 11 reb.
-------------------	---------	------------------

■ **Card Clips -- Deng Adel** made his 100th career three-pointer vs. Northern Kentucky. Adel is 13 points short of becoming the Cardinals' 69th career 1,000-point scorer. Louisville is second in the nation behind North Carolina (76) with the most 1,000-point career scorers ... Louisville has a 12-4 record in games played on March 20, winning its last 12 on that date ... **Quentin Snider** handed out at least six assists in three of his last five games, including a career-high matching eight vs. Middle Tennessee in his last game. He has handed out at least five assists in seven of the last 13 games. He is third in the ACC in assists-turnover ratio (2.75, 35th in the nation) and 11th in assists (4.0). Snider is fifth among active career assist leaders within the ACC with 414, five short of 10th at Louisville ... UofL is 14-6 when Snider hands out at least four assists in a game ... **Snider** needs two rebounds for 300 in his career ... Snider would be third in the ACC in free throw percentage and among the top individuals in the nation, connecting on 86.6 percent at the free throw line, but he is below the per game minimums ... With two blocked shots vs. Middle Tennessee, **Anas Mahmoud** reached 103 blocks, the second-most in a UofL single season ... Former Cardinal guard **Donovan Mitchell** (2015-17) won the 2018 Verizon NBA Slam Dunk Contest on Feb. 17. Mitchell is the top rookie scorer in the NBA, averaging 19.6 points for the Utah Jazz ... In conference games only statistics, Louisville was third in the ACC in field goal percentage (.462) and fifth in field goal percentage defense (.423) ... Louisville has scored 41 percent of its points inside the paint this season (1,092 of 2,665 points) ... **Ray Spalding** is sixth among active career blocked shots leaders in the ACC with 108 swats in three seasons ... Over the last 12 games, **Dwayne Sutton** has averaged 5.2 points and 5.0 rebounds while connecting on 54 percent from the field (22-of-41), averaging 19 minutes per game in that stretch ... **Jordan Nwora** sustained a right thigh bruise in practice on March 12 and was hit in that area again in the first half against Northern Kentucky and did not return. He bounced back with 17 points against Middle Tennessee, his second-most of the season. UofL is 8-1 when Nwora scores in double figures ... When Louisville buried 7-of-13 three-pointers in the first half against Middle Tennessee, it marked the 14th time that the Cardinals made six or more threes in a half this season ... **Malik Williams** scored a season-high 14 points at Pitt, connecting on 4-of-5 three-pointers. In his last 11 games, Williams has made 53 percent of his shots from the field (17-of-32). UofL is 9-1 when Williams grabs at least four rebounds in a game ... Louisville's roster features the nation's seventh-tallest team, with fellow ACC members Syracuse as No. 1 and Duke No. 2 ... The Cardinals started three players from Louisville high schools vs. Virginia Tech -- the "502 Crew" of Quentin Snider, Ray Spalding and Dwayne Sutton -- for the first time since March 24, 1994, vs. Arizona when DeJuan Wheat, Dwayne Morton and Jason Osborne started for UofL. The trio accounted for 51 points and 24 rebounds against the Hokies ... Louisville's 94-60 victory over Pittsburgh on Feb. 11 was the Cards' 143rd consecutive win when scoring 85 or more points in regulation ... Over the last eight seasons, UofL has recovered from nine or more points down to win on 30 occasions, including five this season ... UofL is No. 35 in the RPI, No. 23 in the Sagarin Ratings and is 31 by Ken Pomeroy through March 18. The Cardinals' schedule is ranked as the 10th toughest in the nation by the RPI.

■ **Conference Success at Home** — Louisville has protected its home court well in conference competition in recent years. The Cardinals have a 42-12 record in its conference home games over the last six years (.778). UofL has produced an 8-1 home record in league play in three of the last six years (5-4 this season). In ACC games over the last four years, Louisville's 27 wins (27-9 record) is tied for the fourth-best in the league behind Virginia (31), North Carolina (29) and Duke (29) through the 2017-18 season (Miami also with 27). In road games, UofL is fifth with 18 ACC wins in its four years (18-18 ACC road record).

■ **Gaines Enters UofL Hall of Fame** — **Reece Gaines**, a former All-American men's basketball player for the Cardinals who is fourth in career scoring at the University of Louisville, was among five outstanding individuals who were inducted into the UofL Athletics Hall of Fame on Feb. 2 in the Brown & Williamson Club of Papa John's Cardinal Stadium.

A four-year starter in the Cardinals' backcourt who ranks fourth on the UofL career scoring list with 1,945 points, Gaines (1999-2003) earned second-team All-America honors by The Sporting News, ESPN.com, and Sports Illustrated as a senior in 2002-03. A finalist for national player of the year awards and one of 10 finalists for the Senior CLASS Award, Gaines was a double-figure scorer in 31 games as a senior and in 99 games for his career.

Gaines is third in career three-point goals at UofL with 225 and his 475 career assists rank seventh. His 673 points as a junior are the sixth-most ever for a Louisville player in a single season and his 159 assists as a senior was the fifth-highest single-season total ever at Louisville. He scored a career-high 37 points against Saint Louis as a junior, which is tied for the seventh-highest in UofL history. Gaines was the 15th selection overall by the Orlando Magic in the 2003 NBA Draft first round and played three seasons in the NBA with the Magic, Houston Rockets and Milwaukee Bucks. He finished the season as the interim head men's basketball coach at Eastern Kentucky University.

■ **Patch Supports Cancer Fighters** - The Cardinals have been wearing patches on their uniforms since Feb. 3 in support of two members of Coach David Padgett's family directly affected by cancer. Captains Quentin Snider, Deng Adel and Anas Mahmoud became aware that Padgett had two family members fighting cancer and since died -- a brother-in-law who died from colon cancer on Feb. 21 and his uncle who died Jan. 31 from lung cancer -- and the captains approached Padgett with the thought of wearing a patch to show their support for them and all battling cancer. The patch contains the cancer awareness ribbon colors of blue for colon cancer and white for lung cancer, with "FAMILY," the word the team says in unison each time they break their huddle. The players hope it raises awareness for all battling cancer. To support of the American Cancer Society's work to save lives from cancer or to gain more information, please visit cancer.org.



■ **Snider Achieves Career Mark** - Quentin Snider became the Cardinals' 68th career 1,000-point scorer when he totaled a career-high matching 22 points and season-high matching seven assists at Notre Dame. Currently 41st with 1,201 career points, he needs 17 points to move up four places to 37th on UofL's all-time scoring list. He passed 1,200 points vs. Middle Tennessee in the NIT Second Round. Snider is eighth among active career scoring leaders in the ACC. Snider has 182 career three-pointers, the eighth-most at Louisville and 13 behind No. 7 Terrence Williams.

Snider is also approaching Louisville's top ten in career assists, needing five assists to be included on that top ten list. Snider has led UofL in assists each of the last three years and has his highest total as a senior with 143 this year (109 assists in 2015-16, 115 in '16-17). He is 10th in the ACC in assists (4.1).

Louisville Most Career Points (1,000 Point Scorers)

Player	Years	Points
1. Darrell Griffith	1976-80	2,333
....		
36. Rodney McCray	1979-83	1,247
37. Bob Lochmueller	1949-52	1,218
38. Peyton Siva	2009-13	1,215
39. Kenny Reeves	1946-50	1,210
40. Jerry Smith	2006-10	1,203
41. Quentin Snider	2014-18	1,201

Louisville Most Career Three-Point Field Goals

Player	Years	3FGM
1. Taquan Dean	2002-06	359
2. DeJuan Wheat	1993-97	323
3. Reece Gaines	1999-03	225
4. Jerry Smith	2006-10	210
5. Edgar Sosa	2006-10	200
6. Preston Knowles	2007-11	198
7. Terrence Williams	2005-09	195
8. Quentin Snider	2015-18	182
9. Russ Smith	2010-14	180
Francisco Garcia	2002-05	180

Career 1,000 Point Scorers by School

76 North Carolina
68 Louisville
67 Duke
64 Villanova
62 Notre Dame
61 Syracuse

Louisville Home Conference Record, Last Six Years

Record	Conference
2017-18 5-4	ACC
2016-17 8-1	ACC
2015-16 8-1	ACC
2014-15 6-3	ACC
2013-14 7-2	American
2012-13 8-1	<u>Big East</u>
42-12, .778	

2018 New York Life ACC Men's Basketball Tournament

First Round Tuesday, March 7	Second Round Wednesday, March 8	Quarterfinals Thursday, March 9	Semifinals Friday, March 10	Championship Saturday, March 11
		1 Virginia 75		
	8 Florida State 74	Game 8	Virginia 64	
		Game 4	Louisville 58	
	9 Louisville 82		Game 12	Virginia 71
12 Boston College 87		4 Clemson 90		
	Game 1	Game 9	Clemson 58	
13 Georgia Tech 77	Boston College 91			
	Game 5	Boston College 82		
5 NC State 87				Virginia
10 Notre Dame 67	2 Duke 88			Champion Game 14
	Game 2	Duke 69		
15 Pittsburgh 64	Notre Dame 71			
	Game 6	Notre Dame 70		
7 Virginia Tech 65			Game 13	North Carolina 63
11 Syracuse 73	3 Miami 65			
	Game 3	Game 11		
14 Wake Forest 64	Syracuse 59	North Carolina 74		
	Game 7	North Carolina 82		
6 North Carolina 78				



■ **Third ACC Tournament for Cards** -- Louisville participated in its third Atlantic Coast Conference Tournament this year, beating Florida State 82-74 in the second round before falling to Virginia 75-58 in the quarterfinals. Virginia won the 2018 tournament, beating North Carolina 71-63 in the championship game. The Cardinals fell 70-60 to North Carolina in the quarterfinals of the 2015 ACC Tournament in Greensboro; and lost 81-77 to Duke in the 2017 quarterfinals in Brooklyn in its only two previous appearances. Louisville did not participate in the 2016 event. It is the seventh league in which the Cardinals have appeared in a post-season tournament. Louisville has won three of its last seven league tournament titles in which it has participated and four over the last nine years it has played (since 2009). Louisville has won 11 of its last 14 conference tournament games and has a 16-5 record with three championships over its last nine conference tournaments. In its last league title, the Cardinals claimed the inaugural 2014 American Athletic Conference Championship in Memphis, beating eventual national champion Connecticut 71-61 in the championship game. Louisville won the 2009, 2012 and 2013 Big East tournament titles. UofL has a composite 82-44 conference tournament record (1-3 ACC, 3-0 American, 13-5 Big East, 13-8 Conference USA, 32-9 Metro Conference, 18-18 Kentucky Intercollegiate Athletic Conference, 2-1 Ohio Valley Conference). UofL has won 19 conference tournament titles (1 American, 3 Big East, 2 C-USA, 11 Metro, 2 KAC).

2017-18 Atlantic Coast Conference Honors

All-ACC First Team Marvin Bagley III, Duke Jerome Robinson, Boston College Luke Maye, North Carolina Joel Berry II, North Carolina Kyle Guy, Virginia	All-Defensive Team Isaiah Wilkins, Virginia Anas Mahmoud, Louisville Elijah Thomas, Clemson Devon Hall, Virginia Ben Lammers, Georgia Tech	ACC Sixth Man of the Year De'Andre Hunter, Virginia
Second Team Tyus Battle, Syracuse Marcquise Reed, Clemson Devon Hall, Virginia Wendell Carter, Jr., Duke Justin Robinson, Virginia Tech	ACC Player of the Year Marvin Bagley III, Duke	Honorable Mention Deng Adel, Louisville Ky Bowman, Boston College Lonnie Walker, Miami Bryant Crawford, Wake Forest Markell Johnson, NC State Ray Spalding, Louisville Allerik Freeman, NC State Theo Pinson, North Carolina Terance Mann, Florida State Gabe DeVoe, Clemson
Third Team Grayson Allen, Duke Matt Farrell, Notre Dame Ty Jerome, Virginia Josh Okogie, Georgia Tech Omer Yurtseven, NC State	ACC Rookie of the Year Marvin Bagley III, Duke	All-Freshman Team Marvin Bagley III, Duke Wendell Carter, Jr., Duke Lonnie Walker, Miami De'Andre Hunter, Virginia Oshae Brissett, Syracuse
	ACC Coach of the Year Tony Bennett, Virginia	
	ACC Defensive Player of the Year Isaiah Wilkins, Virginia	
	ACC Most Improved Luke Maye, North Carolina	

ATLANTIC COAST CONFERENCE

(ACC standings through March 18)

School	ACC	Overall	Post Season
Virginia.....	17-1	31-3	NCAA
Duke.....	13-5	28-7	NCAA
Clemson.....	11-7	25-9	NCAA
North Carolina.....	11-7	26-11	NCAA
Miami.....	11-7	22-10	NCAA
NC State.....	11-7	21-12	NCAA
Virginia Tech.....	10-8	21-12	NCAA
Florida State.....	9-9	22-11	NCAA
Louisville.....	9-9	22-13	NIT
Syracuse.....	8-10	23-13	NCAA
Notre Dame.....	8-10	21-15	NIT
Boston College.....	7-11	19-16	NIT
Georgia Tech.....	6-12	13-19	
Wake Forest.....	4-14	11-20	
Pittsburgh.....	0-18	8-24	

Louisville in ACC Statistics

Team Statistics	All	Rank	ACC	Rank
Scoring Offense.....	76.1	7	76.1	5
Scoring Defense.....	70.1	8	73.0	8
Scoring Margin.....	+6.0	9	+3.1	4
FT Percentage.....	.737	8	.782	7
FG Percentage.....	.456	9	.462	3
FG Pct. Defense.....	.412	5	.423	5
3-Pt. Percentage.....	.374	5	.382	3
3-Pt. Percentage Defense.....	.327	5	.345	6
Rebounding Margin.....	-0.1	13	-1.5	11
Blocked Shots.....	6.1	1	4.8	4
Assists.....	13.6	9	13.9	8
Steals.....	7.0	4	7.0	2
Turnover Margin.....	+1.8	3	+0.9	5
Assists-Turnover Ratio.....	1.17	7	1.11	10
3FG Made.....	7.8	10	7.7	11

Scoring	(all games)	Assists	(all games)
12. Deng Adel.....	15.1	10. Quentin Snider.....	4.1
Rebounding		Steals	
6. Ray Spalding.....	8.6	10. Ray Spalding.....	1.51
24. Deng Adel.....	5.2	Offensive Rebounds	
25. Anas Mahmoud.....	5.1	3. Ray Spalding.....	3.09
Blocked Shots		Assists-Turnovers Ratio	
1. Anas Mahmoud.....	2.94	3. Quentin Snider.....	2.75
9. Ray Spalding.....	1.69	Minutes Played	
Field Goal Percentage		19. Deng Adel.....	33.3
4. Ray Spalding.....	.541	26. Quentin Snider.....	32.2
9. Deng Adel.....	.448		

■ **Fourth ACC Season** -- Louisville posted a 9-9 record in its fourth season in the Atlantic Coast Conference, finishing in a tie for eighth in the league with three of its members ranked among the nation's top 10 teams. Louisville has won at least nine league games for 11 straight seasons. The Cards have finished in the top three in its conference six of the last 12 years. Louisville was picked to finish fifth in a preseason media poll with Duke as the league favorite. UofL finished in a tie for second last season and was fourth in its first two years in the ACC with identical 12-6 conference records in each of its first three years in the conference.

This year's No. 9 seed in the ACC Tournament was the lowest in a conference tournament for the Cardinals since it entered the 2006 Big East Tournament with a No. 11 seed. Louisville's women's basketball team won its first ACC Women's Championship, beating Notre Dame 74-72 in the title game on March 4.

■ **About Mississippi State** — Louisville has advanced to the Quarterfinals of the 2018 National Invitation Tournament and will play the Mississippi State Bulldogs (24-11), the No. 4 seed in the region, on Tuesday, March 20 at 9:05 p.m. at the KFC Yum! Center in Louisville.

Mississippi State defeated No. 5 seed Nebraska 66-59 on March 14 in Starkville, Miss.; and beat regional top seed Baylor 78-77 on March 18 in the first two rounds of the NIT to advance to the quarterfinals. Quinndary Weatherspoon, a 6-4 junior All-SEC guard, hit a three-pointer at the buzzer at Baylor for the final margin. The Bulldogs have won five of their last eight games.

Mississippi State is in the postseason for the first time since 2012 when it was also in the NIT and fell 101-96 to Massachusetts in double overtime in the opening round.

This is the ninth NIT appearance for the Bulldogs, who are 9-8 in this event. In all postseason play, MSU is 19-18, including an 11-11 record in the NCAA Tournament. Mississippi State's best finish in the NIT was reaching the semifinals in 2007, where it fell 63-62 on a buzzer-beater to West Virginia at Madison Square Garden in New York City.

MSU's first round NIT victory over Nebraska was the school's 1,400th in program history.

The Bulldogs are 10th in blocked shots per game (5.4), 57th in field goal percentage defense (.417) and 61st in scoring defense (67.9). Mississippi State is No. 62 in the Sagarin Ratings, No. 59 by Ken Pomeroy and No. 56 in the RPI through March 18.

Louisville has a 3-1 series advantage against Mississippi State. In the last meeting between the schools 30 years ago, the Cardinals prevailed 86-62 in the third place game of the 1987 Rainbow Classic in Honolulu, Hawai'i on Dec. 30, 1987. Pervis Ellison scored a game-high 21 points, grabbed eight rebounds and blocked two shots to lead UofL. The 1954 matchup was one of 18 occasions when the Cardinals scored at many as 113 points in a game.

UofL has a collective 84-68 all-time record against current members of the Southeastern Conference and trail only three of the 14 teams in all-time series results. The Cardinals fell 90-61 at Kentucky on Dec. 29 earlier this season in their last game against an SEC foe.

On the gridiron this year, Louisville fell 31-27 to Mississippi State in the TaxSlayer Bowl in Jacksonville, Fla. on Dec. 30.

The Bulldogs have a pair of players which hail from Owensboro, Ky. -- 110 miles from Louisville -- in Eli Wright and Aric Holman. Louisville guard Quentin Snider and Holman have played together on the same Louisville Magic AAU squad.

MSU redshirt freshman forward Abdul Ado is from Lagos, Nigeria, the same city as former UofL forward Muhammed Lasege (2000-01).



Statistical Comparison

	Miss St	UofL
Record	24-11	22-13
Scoring Average.....	73.6	76.1
Points Allowed	67.9	70.1
Scoring Margin	+5.7	+6.0
FG Percentage.....	.466	.456
Opp. FG Percentage417	.412
3-Pt. Percentage320	.374
FT Percentage689	.737
Rebound Margin	+1.7	-0.1
Turnover Margin	+0.4	+1.8

Series vs. Miss. State

(Won 3, Lost 1)

Date	UL	MSU
Dec. 11, 1950 (H)	87	53
Dec. 8, 1954 (H)	113	64
Dec. 29, 1978 (H)	73	80
Dec. 30, 1987 (N)*	86	62

*Rainbow Classic (Honolulu, HA)

Last Meeting vs. Mississippi State

Louisville 86, Mississippi State 62

Dec. 30, 1987 -- Honolulu, Hi. (Blaisdell Arena)

Rainbow Classic Third Place

Louisville 86

Player	min	FG	3FG	FT	Reb	Ass	TO	BL	ST	PF	TP
Payne	30	4-7	0-0	3-4	7	0	0	0	0	3	11
Crook	27	2-7	0-0	6-8	3	2	4	0	2	3	10
Ellison	30	8-13	0-0	5-8	8	1	1	2	0	3	21
Williams	28	6-6	1-1	1-1	4	4	2	0	0	1	14
Smith	31	3-5	1-2	2-2	4	6	2	0	2	0	9
Fraley	2	0-0	0-0	2-2	0	0	0	0	0	0	2
Olliges	3	0-0	0-0	0-0	1	0	0	0	0	1	0
Robinson	2	0-0	0-0	0-0	0	0	1	0	0	0	0
Marshall	4	0-4	0-0	0-0	1	0	1	0	0	1	0
Abram	23	4-7	0-0	2-6	4	3	1	0	0	3	10
Spencer	20	4-9	0-0	1-3	8	0	2	3	0	1	9
Team					3						
Totals	200	31-58	2-3	22-34	43	16	15	5	4	16	86

Total FG% 1st H: 14-28 50.0% 2nd H: 17-30 56.7% Game: 53.4%
 3-Pt. FG% 1st H: 1- 1 100% 2nd H: 1- 2 50.0% Game: 66.7%
 FThrow % 1st H: 13-15 86.7% 2nd H: 9-19 47.4% Game: 64.7%

Mississippi State 62

Player	min	FG	3FG	FT	Reb	Ass	TO	BL	ST	PF	TP
Carter	22	4-8	1-2	0-0	0	0	2	0	1	4	9
Nichols, Ch	18	1-7	0-0	0-2	5	1	1	2	0	4	2
Nichols, Ca	23	1-4	0-0	0-0	4	1	1	0	0	5	2
Boykin	32	8-16	0-0	3-4	8	0	1	0	0	1	19
Hartsfield	34	5-12	2-3	0-0	3	6	5	0	1	1	12
Hall	6	1-3	1-2	0-0	0	1	1	0	0	1	3
Lockhart	6	0-2	0-1	0-0	1	1	2	0	0	0	0
Woodard	15	2-3	1-1	0-2	2	1	0	0	1	3	5
Merritt	11	1-9	0-6	1-2	4	0	0	0	0	3	3
Courtney	25	2-5	0-0	3-5	6	3	0	3	1	3	7
Team					2						
Totals	200	25-69	5-15	7-15	35	14	14	5	4	25	62

Total FG% 1st H: 12-33 36.4% 2nd H: 13-36 36.1% Game: 36.2%
 3-Pt. FG% 1st H: 1- 5 20.0% 2nd H: 4-10 40.0% Game: 33.3%
 FThrow % 1st H: 2- 6 33.3% 2nd H: 5- 9 55.6% Game: 46.7%

Score by Periods 1st 2nd Total Attendance: 3,000

Mississippi State	27	35	62
Louisville	42	44	86

■ **Faithful Fans** — Louisville's two crowds are the two highest at any site in the 2018 NIT. A total of 9,974 cheered the Cardinals on against Northern Kentucky, and 13,050 were in the KFC Yum! Center when the Cardinals prevailed over Middle Tennessee. The next-largest crowd was the 6,846 that were on hand for the Louisiana at LSU game on March 14. The two-game attendance total of 23,024 is more than the combined attendance from nine different sites. Louisville's second-round attendance is more than double -- and in some cases triple -- the single-game attendance at every other site but LSU. Louisville has ranked among the top five nationally in home attendance for the last 37 straight years.

2017-18 Louisville Honors

Ray Spalding

- ☐ All-ACC Honorable Mention
- ☐ All-ACC Academic Team (third straight year)

Deng Adel

- ☐ All-ACC Honorable Mention
- ☐ All-ACC Academic Team (third straight year)
- ☐ Finalist for Julius Erving Small Forward of the Year

Anas Mahmoud

- ☐ All-ACC Defensive Team

Jordan Nwora

- ☐ ACC Rookie of the Week (games Feb. 5-11)
- ☐ All-ACC Academic Team

V.J. King

- ☐ All-ACC Academic Team

MSU Probable Starters

	Ht.	Wt.	Yr.	PPG	RPG	Hometown
F 24 Abdul ADO	6-11	250	Fr.	7.7	6.4	Lagos, Nigeria
G 1 Lamar PETERS	6-0	185	So.	9.8	2.3	New Orleans, La.
G 3 Xavian STAPLETON	6-6	210	Jr.	6.5	2.5	Flora, Miss.
G 11 Quinndary WEATHERSPOON	6-4	205	Jr.	14.5	5.7	Canton, Miss.
G 23 Tyson CARTER	6-4	185	So.	8.7	1.9	Starkville, Miss.

Head Coach: Ben Howland (Weber St. '79) 54-44 in third year at Mississippi State; 455-250 in 22nd year overall

2017-18 Mississippi State University Bulldogs Men's Basketball Roster

No.	Name	Pos	Ht	Wt	Yr	Hometown / Previous School
0	Nick Weatherspoon	G	6-2	195	Fr.	Canton, MS / Velma Jackson HS
1	Lamar Peters	G	6-0	185	So.	New Orleans, LA / Landry-Walker HS
2	Eli Wright	G	6-4	190	So.	Owensboro, KY / 22 Feet Academy
3	Xavian Stapleton	G	6-6	210	Jr.	Flora, MS / Louisiana Tech
5	Mitchell Storm	F	6-7	202	So.	Madison, MS / Madison Central
10	Tate Clayton	G	6-2	170	Fr.	Tupelo, MS / Tupelo HS
11	Quinndary Weatherspoon	G	6-4	205	Jr.	Canton, MS / Velma Jackson HS
12	Drew Davis	G	5-10	165	Sr.	Atlanta, GA / Fort Walton Beach HS
13	Nick Singleton	G	6-5	195	Jr.	Decatur, GA / Kennesaw State
15	T.J. Gray	G	6-0	170	So.	Columbus, MS / Columbus HS
22	KeyShawn Feazell	F	6-8	230	Fr.	New Hebron, MS / Lawrence County HS
23	Tyson Carter	G	6-4	165	So.	Starkville, MS / Starkville HS
24	Abdul Ado	F	6-11	250	R-Fr.	Lagos, Nigeria / Hamilton Heights HS
35	Aric Holman	F	6-10	225	Jr.	Owensboro, KY / Owensboro HS
45	E.J. Datcher	C	6-10	240	So.	Harpersville, AL / Vincent HS

Head Coach: Ben Howland Assistant Coaches: George Brooks, Korey McCray, Ernie Ziegler

■ **Impressive Academic Performance** -- While the University of Louisville men's basketball team has performed well on the court, the Cardinals have excelled in the classroom as well. The team produced a collective 3.13 grade point average for 2016-17, just below its record 3.40 GPA from the 2013-14 season. Louisville has received an NCAA Public Recognition Award each of the last five years for ranking among the top 10 percent in men's basketball in the Academic Progress Rate, which measures academic eligibility, retention and graduation for student-athletes. The Cardinals had a perfect 1000 APR score for the last four years. Louisville is one of only two schools in the nation to have perfect men's basketball multi-year APR scores each of the past four years. Over the four-year period of the most recent multiyear APR report from 2012-16, Louisville's academic success has come while the men's basketball team won a combined 116 games, capturing the 2013 NCAA championship, and reaching the NCAA Sweet 16 on three occasions.

UofL had a collective 3.083 GPA for the most recent 2017 fall semester and nine of 14 current Cardinals earned a 3.0 or better. The men's basketball team has had a collective 3.0 GPA for 19 consecutive semesters. Four Cardinals were named to the 2018 All-ACC Academic Team and UofL has produced an ACC-best 24 selections over its four years in the league. Louisville placed a league-high six individuals on 2017 ACC All-Academic Team, and a conference-best seven on the team in 2015 and 2016. Prior to entering the ACC, UofL's men's basketball team earned four straight league Team Academic Excellence Awards, recognizing the highest collective grade-point averages in each of the conference sports (2014 American Athletic Conference, 2011-13 Big East).

■ **Effective Defense** — Louisville is 28th in the nation in Ken Pomeroy's adjusted defensive rankings. The Cardinals are fourth in the nation in blocked shots (6.1 per game), 35th in field goal percentage defense (.412), 76th in steals (7.0 per game), and 58th in personal fouls per game (16.4). UofL limited Northern Kentucky to 58 points, the 46th time in the last four seasons to hold a team under 60 points, including 12 times below 50. Louisville held Southern Illinois to 26.6 percent shooting from the field and just 42 points. Fifteen of Louisville's 35 opponents this season have shot below 40 percent from the field, including holding Northern Ky. to 34.4 percent on March 13.

■ **Cards Beat Non-Conference Leaders** -- Louisville beat five non-conference foes who finished in the top three of their respective leagues. UofL beat Middle Tennessee (C-USA) and Northern Kentucky (Horizon League), which won the regular season championship of their respective leagues. The Cardinals beat Southern Illinois (MVC) and St. Francis (Pa.) (Northeast Conference), which finished second in their conferences, and Grand Canyon (WAC), which was third in their league.

■ **Three Million Fans** — Louisville passed the three million mark in total home attendance in the KFC Yum! Center on Jan. 21 this season. A total of 3,134,757 fans have flocked to the spectacular arena to watch UofL play in its eight seasons. Louisville's average home attendance of 20,846 last season was the third largest behind Kentucky and Syracuse. Louisville has ranked among the top six nationally in average home attendance each of the last 36 years (17,177 this season).

■ **Cards vs. Non-Conference Foes** -- Louisville has won 65 of its last 67 non-conference games at home in the KFC Yum! Center, spanning the last eight seasons. The Cardinals won 35 straight over non-conference opponents between falling to Kentucky on Dec. 27, 2014 and its previous home non-conference loss on Dec. 31, 2010 to Kentucky. The other two non-conference losses UofL has suffered in the KFC Yum! Center were a 52-46 setback at the hands of Drexel on Dec. 14, 2010; and 79-77 to Seton Hall on Dec. 3, 2017. In its eighth season in the spectacular KFC Yum! Center, Louisville has an overall 131-20 record in home games, including a 73-4 record against non-conference opponents. The Cardinals have won 29 of their last 30 home games against non-conference opponents, with the loss to Seton Hall on Dec. 3 marring that streak.

■ **21 Sweet 16s for Cards** — Louisville advanced to its 21st NCAA Sweet 16 in 2014-15, its fourth straight. Only four teams have had more Sweet 16 appearances than Louisville's 21 since the NCAA began Sweet 16 records in 1975 (North Carolina 28, Duke 25, Kentucky 25, Kansas 22). The Cardinals have won seven of their last eight regional semifinal games. Louisville has been to at least the Sweet 16 in seven of the last 13 years. Louisville's NCAA Sweet 16 teams: 1975, 1978, 1979, 1980, 1982, 1983, 1984, 1986, 1988, 1989, 1993, 1994, 1996, 1997, 2005, 2008, 2009, 2012, 2013, 2014, 2015. Louisville is one of eight teams that have reached the NCAA Tournament Sweet 16 in four of the last six years for the period from 2012-2017 (also Arizona, Florida, Kansas, Kentucky, Michigan State, North Carolina and Wisconsin).

■ **Cardinals Have Reached 14 Elite Eights** -- Louisville has reached the NCAA Elite Eight on 14 occasions, including five of the last 10 years. Louisville's 14 Elite Eight appearances rank sixth nationally. The NCAA recognizes Elite Eight records since 1951, the first year that all teams in the tournament would be required to win at least one game to advance to the Elite Eight. The Cardinals have a 10-4 record in regional championship games, winning two of their last three. (UofL years in Elite Eight: 1959, 1972, 1975, 1980, 1982, 1983, 1986, 1997, 2005, 2008, 2009, 2012, 2013, 2015).

NCAA Sweet 16 Appearances (since 1975)

North Carolina	28
Duke	25
Kentucky	25
Kansas	22
Louisville	21

NCAA Elite Eight Appearances (since 1951)

Kentucky	33
North Carolina	26
Kansas	21
Duke	20
UCLA	20
Louisville	14
Michigan State	13

■ **Overtime** — With three overtime games this year, Louisville stands at 83-45 all-time in overtime games, winning eight of their last 13 overtime games. UofL prevailed in double-overtime at Notre Dame and lost overtime games at Clemson and at Miami. UofL and Notre Dame have played 13 overtime periods in their last 13 games, including an epic five-overtime contest in 2013.

■ **Favorable Free Throws** -- Louisville has connected on 73.7 percent of the free throws, eighth in the ACC. It's the Cardinals' best since the 74.9 percent figure from 2003-04 and close to the record 75.2 percent at the line in 1974-75 season. Quentin Snider's 86.6 percent free throw accuracy would rank fourth in the ACC, but he fell below the minimums. Darius Perry made his first 21 free throws before missing against Albany (36-of-40 for the season, .900). The 21 straight free throws to open a UofL career was a record (previous: Will Scott, 20 in 2006-07). As a team, UofL has made 78.1 percent of its free throws in the last five minutes of games this season (146-of-187).

UofL Statistical Comparison

	Wins	Losses	Home	Neutral
Record	22-0	0-13	16-5	6-8
Scoring Average	81.3	67.5	79.5	71.1
Points Allowed	65.5	77.8	67.5	74.0
Scoring Margin	+15.7	-10.4	+12.0	-2.9
FG Percentage	.478	.416	.469	.436
Opp. FG Percentage	.390	.448	.402	.426
3-Pt. Percentage	.407	.312	.378	.368
FT Percentage	.733	.746	.721	.773
Rebound Margin	+2.0	-3.8	+0.6	-1.3
Turnover Margin	+4.3	-2.4	+3.8	-1.2

UofL Statistical Comparison by Halves

	1st Half	2nd Half
Scoring Average	34.6	40.4
Points Allowed	31.8	37.1
Scoring Margin	+2.8	+3.3
FG Percentage	.436	.475
Opp. FG Percentage	.388	.432
3-Pt. Percentage	.358	.387
FT Percentage	.709	.750
Rebound Margin	+0.0	+0.1
Turnover Margin	+0.7	+1.2

NCAA Division I Most Victories (entering '17-18)

		First				
	School	Year	Yrs.	Won	Loss	Pct.
1.	Kentucky	1903	114	2237	688	.765
2.	Kansas	1899	119	2217	839	.725
3.	North Carolina	1911	107	2206	781	.739
4.	Duke	1906	112	2115	873	.708
5.	Syracuse	1901	116	1962	878	.691
6.	Temple	1895	121	1886	1053	.642
7.	UCLA	1920	98	1852	828	.691
8.	Notre Dame	1898	112	1845	993	.650
9.	St. John's	1908	109	1817	999	.645
10.	Louisville	1911	103	1803	901	.667
11.	Indiana	1901	117	1783	995	.642
12.	Arizona	1905	112	1769	923	.657
13.	Brigham Young	1903	115	1786	1071	.625
14.	Utah	1909	109	1779	978	.645
15.	Illinois	1906	112	1764	973	.645

■ **Card Clips -- Deng Adel** and **Ray Spalding** were recognized as honorable mention All-ACC selections while **Anas Mahmoud** was named to the ACC All-Defensive team.

Louisville's bench has contributed 30 or more points in eight games this season, including five of the last 12 (24.1 average bench points in last 12 games). UofL's bench contributed 42 points against Middle Tennessee in its last game.

When Louisville buried 6-of-12 three-pointers in the first half against Virginia in the ACC Tournament, it marked the 13th time that the Cardinals made six or more threes in a half this season.

Louisville is 21-3 when shooting better from the field than its opponent, 20-3 when committing fewer turnovers than its opponent, and 16-3 when making eight or more three-pointers in a game.

Deng Adel totaled 20 points and four rebounds against Northern Kentucky, his 25th straight double-figure scoring game, 31st this season and 57th of his career. His 20 points was his third 20-point effort in six games. However, he did not score against Middle Tennessee, his first scoreless game since his freshman year.

Louisville committed seven turnovers against Middle Tennessee in the NIT Second Round, its 11th game with single-digit turnovers this season. The Cardinals had committed 15 turnovers in three of its previous five games after going nine games without that many. The Cardinals' 11.7 turnovers per game are the fourth fewest in the ACC.

Quentin Snider's career-high seven three-point field goals at Virginia Tech on Feb. 24 were the most for a Louisville player since Preston Knowles hit seven vs. Syracuse on Feb. 12, 2011. Snider matched a career-high with 22 points and handed out six assists against the Hokies. He led the ACC in three-point field goal percentage in conference only statistics, connecting on 46 percent (40-of-87 threes).

Ray Spalding made 56.8 percent of his field goals in ACC games, third in the ACC. He made at least half of his shots in 16 of 18 ACC games. Spalding is fourth in the ACC and 59th in the nation in field goal percentage, connecting on 54.1 percent of his shots.

Over the past 14 years (since 2005), Louisville has a collective 70-30 record during the month of March (.700), including 37-14 over the last seven years (.725, since 2012).

Louisville outrebounded Florida State 38-35 in the ACC Tournament second round after being outrebounded by 11 and nine boards in the two regular season meetings. Louisville has held a rebounding advantage over just six of its last 17 opponents, including being outrebounded by seven or more on seven occasions in those 15 games (outrebounded Middle Tennessee 28-27 in its last game). Louisville held a 44-27 rebounding advantage at Virginia Tech, a game after being beaten 44-30 on the boards at Duke -- a change in margin of 31 in two games. The Cardinals' +17 rebound margin vs. Virginia Tech matched a season-high and marked the fourth double-digit rebounding advantage of the season.

UofL suffered a 67-66 gut-wrenching loss to top-ranked Virginia in its home finale on March 1, after leading by 13 with 11 minutes remaining and by four with 0.9 seconds left. The Cavaliers made two free throws with 0.9 seconds remaining, committed a lane violation during a third attempt, Louisville committed a traveling violation on the ensuing out-of-bounds play, and Virginia's De'Andre Hunter connected on a three-pointer as time expired.

UofL is among 16 programs in the nation that have won at least 70 percent of its games over the last 17 years. UofL has a .736 winning percentage over the last 17 seasons, eighth best in the nation.

■ **Mahmoud Blocked Nine Twice** -- **Anas Mahmoud** blocked nine shots in a game twice this season -- against Siena (12-6-17) and Albany (12-20-17), both in the KFC Yum! Center. His nine blocks matched the third-most ever by a UofL player and were the most by a Cardinal since Kendall Darteiz had nine in a 56-40 win over Holy Cross on Dec. 7, 2003.

■ **Tournament Title** -- After sweeping its four games in the Houzz Gotham Classic round-robin format, Louisville won its 29th regular season tournament championship. In its previous regular season tournament title, UofL claimed the 2015 Brooklyn Hoops Holiday Invitational title by sweeping its four games in the five-team, round-robin event, capped by a 77-57 victory over Saint Louis at the Barclays Center in Brooklyn. The Cards were runner up in the Battle 4 Atlantis last year.

■ **International Flavor** -- Louisville has an international flavor with a pair of starters hailing from foreign countries. **Deng Adel** was born in the Sudan, grew up in Australia and spent his senior year of high school in Florida. From Cairo, Egypt, **Anas Mahmoud** played a year at West Oaks Academy in Orlando, Florida before joining UofL.

■ **Cards Have Been Tough on the Road** -- UofL has a 73-51 record over the last 12 years on its opponent's home court (.589). Louisville has posted an 18-18 road record in its first four years in the ACC (4-5 in 2017-18). UofL had the most road victories of any school in Big East Conference games over its last seven years in that league and was a league-best 8-1 in its road games in The American during the 2013-14 season. The Cardinals have a 64-42 record in conference games on the road over the last 12 seasons (.604). In neutral site games, Louisville has a 38-10 record over the last five years (.792) and a 48-17 neutral site record over the last eight years (.738).

In conference games overall, Louisville had the most Big East Conference victories over its eight years in that league during the regular season (from 2005 to 2013). Louisville had a 95-45 Big East record in league victories during the regular season, just ahead of Syracuse and Pitt (both at 92-48). Louisville finished fourth in both of its first two years in the ACC with a 12-6 league record each season.

■ **Defense, Good Shooting Propel Cards Past Florida State** -- Louisville limited Florida State to 26.7 percent shooting from the field in the first half in the ACC Tournament second round, the fifth time this season that the Cardinals have held a team under 30 percent shooting for a half. The Cardinals have held an opponent below 40 percent shooting from the field for a half on 27 occasions this season.

The Cardinals blocked 10 shots against Florida State, their sixth game with double-digit blocks and 12th time with seven or more swats. Three players accounted for the rejections: **Anas Mahmoud** with five -- his seventh game with five or more this season and second straight -- **Dwayne Sutton** with a career-best three swats, and **Ray Spalding** with two. The combined 21 blocked shots (11 by FSU) was a tournament record and it was the first NCAA Division I game this season in which both teams blocked 10 or more shots. Mahmoud blocked his 100th shot this season against Northern Kentucky. He has blocked at least three shots in 15 games this year. Louisville is fourth nationally in blocked shots (6.1 per game).

Louisville made a season-high 62.5 percent of its three-pointers against FSU, marking the fifth-best performance ever by the Cardinals (10-of-16 threes). It set an ACC Tournament record for best three-point shooting percentage in a second-round game. UofL is 16-3 when it makes eight or more three-pointers in a game this season. UofL has made double-digit threes in nine games this season. Eight different Cardinals have made 17 or more threes.

Louisville shot 50.8 percent from the field against Florida State, the ninth occasion that the Cards have hit at least half of their shots this year.

Quentin Snider handed out six assists without a turnover, giving him 400 assists for his career. He is the 11th player in UofL history with 400 career assists. Snider has passed for at least four assists in a game on 20 occasions this season, including handing out at least six assists in four of the last seven games (career-high matching eight vs. Middle Tennessee in his last game).

■ **Top 25 Consistency** -- Before it did not finish in the nation's Top 25 this year, Louisville had been one of just three schools that have been ranked in the final Associated Press poll in each of the past seven years (also Kansas, 17 years; Duke, 10 years). Louisville has appeared in seven consecutive final AP polls from 2011-17, matching the longest streak in school history (also attained from 1977-83). Louisville was one of only three schools in the nation in 2016-17 with its football and men's and women's basketball programs all ranked among the Associated Press' final top 25 teams (men's basketball - 10th AP, 14th USA Today; women's basketball - 13th AP, 12th USA Today; football - 21st AP, 22nd USA Today).

■ **Seven NBA Draft Picks in Last Five Years** -- Donovan Mitchell, a sophomore guard for UofL last season, was selected by the Denver Nuggets with the 13th pick overall in the 2017 NBA Draft first round. He was subsequently traded to the Utah Jazz, where he will play as a rookie in 2017-18. Mitchell's UofL teammate, senior center Mangok Mathiang, was undrafted after starting for the Cardinals in 2016-17, but signed a free agent contract with the Charlotte Hornets and made the team's opening day roster. Mitchell won the 2018 Verizon NBA Slam Dunk Contest on Feb. 18.

Louisville has produced 24 first-round NBA Draft choices, including 11 in the top ten and five among the top three picks (Pervis Ellison first in 1989; Wes Unseld second in 1968; Darrell Griffith second in 1980; Charlie Tyra second in 1957; Rodney McCray third in 1983).

A total of 72 former Louisville players have been selected in the NBA Draft, including seven in the last five years. In addition to Mitchell, those recent picks include Chinanu Onuaku (2016, 2nd round, 37th overall selection, Houston Rockets), Terry Rozier (2015, 1st round, 16th, Boston Celtics), Montrezl Harrell (2015, 2nd, 32nd, Houston Rockets), Russ Smith (2nd, 47th, Philadelphia 76ers), Gorgui Dieng (2013, 1st, 21st, Utah Jazz) and Peyton Siva (2013, 2nd, 56th, Detroit Pistons). Louisville is the only school in the nation to have players drafted in both the last four NFL drafts and the last four NBA drafts.

■ **Cards Continue Productive Defense** — Recent Louisville teams have been known for their defensive intensity and the Cardinals look to continue to follow in that tradition. Louisville was eighth in the nation in Ken Pomeroy's adjusted defensive efficiency stats in 2016-17. The Cardinals were 20th in the nation in field goal percentage defense (.401), 10th in blocked shots (5.4 per game), 33rd in three-point field goal defense (.316), 37th in turnover margin (+2.7), 21st in rebounds per game (39.5), 13th in offensive rebounds per game (13.4), 15th in scoring margin (+11.3), 41st in scoring defense (66.0 ppg) and 23rd in rebound margin (+6.0). Ten of the Cards' 34 opponents scored 60 or fewer points.

Louisville has ranked among the nation's top 40 in field goal percentage defense in 12 of the past 14 years, including the 2016-17 percentage of .401, which was 19th in the nation. Over the last two years, UofL held 30 opponents under 40 percent shooting from the field, 21 under 36 percent and 10 under 32 percent. Twelve Louisville opponents last season shot below 36 percent from the field and five shot below 32 percent.

■ **Statistical Trends** — UofL is 192-10 over the last 17 seasons when scoring 80 or more points (12-0 this year, 11-1 last year, 10-0 in 2015-16, 11-0 in 2014-15) ... Over the past 17 years, Louisville is 147-7 when shooting 50 percent or better from the field (9-1 this year, 8-0 last year, 14-0 in 2015-16, 8-0 in 2014-15) ... UofL is 346-51 when holding its opponent below 70 points over the past 17 years (15-2 this season, 18-2 in 2016-17, 19-1 in 2015-16, 24-4 in 2014-15, 27-1 in 2013-14).

■ **Cards Sixth All-Time in the Polls** — Louisville has been ranked in the Associated Press poll on 624 occasions, sixth most all-time. The Cardinals had been ranked in 35 straight AP polls before falling out on Dec. 4 (UofL has been ranked in 96 of the last 112). UofL has been among the top ten on 289 occasions, including 10 times last season. Until the first three polls of 2014-15, the last time UofL had not been in the poll was March 5, 2012 -- a year in which UofL advanced to the Final Four. UofL has been ranked among the nation's top 15 in the preseason poll five of the last six years (16th this year, 13th last year, unranked in 2015-16, eighth in 2014-15, third in 2013-14, second in 2012-13, ninth in 2011-12).

■ **Success vs. Top 25 Foes** -- Louisville has won 38 of its last 78 against AP ranked opponents, falling to No. 1 Virginia on March 8 in its last Top 25 matchup. UofL has a 55-53 record against Top 25 teams over the last 10 years (1-7 this year, 5-8 in 2016-17, 3-5 in 2015-16, 4-7 in 2014-15). UofL has been victorious eight of the last 22 times it has faced an AP top-five foe. UofL has won 20 of its last 45 games when facing Top 10 teams, spanning the last 10 years.

■ **Challenging Schedule** — Louisville has faced the nation's 10th-toughest schedule during the 2017-18 season according to the RPI through games of March 18. The Cardinals have played a schedule ranked among the top 16 toughest by the ratings percentage index in nine of the past 11 seasons, including the nation's third-toughest schedule by the RPI last season. Twenty-one of the Cardinals' 31 regular season games this year were played against teams that participated in post-season competition last season, including 14 from the 2017 NCAA Tournament. UofL played 22 regular season games against teams that won at least 18 games last season, including 15 that won more than 20. Fourteen regular season games have come against teams ranked in the USA Today preseason poll or were among those receiving votes. Four ACC teams are among the top ten in the RPI and the Cardinals faced Virginia -- the nation's top-ranked team -- on three occasions.

■ **Guide Online** — The UofL Men's Basketball Guide is available online at GoCards.com, specifically at <http://gocards.com/sports/2017/10/20/2017-18-mens-basketball-media-guide.aspx>.

UofL National Ranking in Field Goal Percentage Defense

2002-0331st
2003-042nd
2004-058th
2005-0649th
2006-0725th
2007-088th
2008-0922nd
2009-10161st
2010-1112th
2011-126th
2012-1337th
2013-1420th
2014-1523rd
2015-169th
2016-1720th
2017-1835th

Louisville RPI and Strength of Schedule Last 11 Years

Year	RPI	SOS
2017-18	35	10
2016-17	11	3
2015-16	16	38
2014-15	19	16
2013-14	16	49
2012-13	2	4
2011-12	10	2
2010-11	17	11
2009-10	45	11
2008-09	7	12
2007-08	10	4

Louisville has won ...

... 52 of its last 71 post-season tournament games over the last 14 years (including conference, NCAA and NIT since 2005). Louisville is 29-7 in the postseason over the last eight years.

... 27 of its last 36 games in the NCAA Tournament (since 2005), advancing to the final eight teams five times in the last 11 years (2008, 2009, 2012, 2013, 2015).

... 20 games for the 16th straight season in 2017-18, a feat accomplished by only four schools.

... at least nine league games for 11 straight seasons (9-9 in the ACC this season, 12-6 in the ACC in its three previous seasons). UofL has finished in the top three in its conference seven of the last 12 years. Louisville has won its conference championship or finished second in its league in 27 of the last 42 years, including six of the last 12 years.

... nine of its last 13 games played in the National Invitation Tournament, reaching the semifinals of the event in two of the last three times in which it has participated in the NIT.

'17-18 NATIONAL RANKINGS

Associated Press (March 12)

1	Virginia
2	Villanova
3	Xavier
4	Kansas
5	Michigan State
6	Cincinnati
7	Michigan
8	Gonzaga
9	Duke
10	North Carolina
11	Purdue
12	Arizona
13	Tennessee
14	Texas Tech
15	West Virginia
16	Wichita State
17	Ohio State
18	Kentucky
19	Auburn
20	Clemson
21	Houston
22	Miami
23	Florida
24	Nevada
25	Saint Mary's

USA Today (March 11)

1	Virginia
2	Villanova
3	Kansas
4	Xavier
5	Michigan State
6	Duke
7	Michigan
8	Gonzaga
9	North Carolina
10	Cincinnati
11	Purdue
12	Tennessee
13	Texas Tech
14	West Virginia
15	Arizona
16	Wichita State
17	Ohio State
18	Clemson
19	Houston
20	Kentucky
21	Auburn
22	Rhode Island
23	Saint Mary's
24	Florida
25	Miami / Nevada

Louisville in the Polls

Date	AP	USAT
preseason16	16
Nov. 1318	16
Nov. 2019	18
Nov. 2717	17
Dec. 4rv	rv
Dec. 11rv	rv
Dec. 18rv	rv
Dec. 25/26rv	rv
Jan. 1/2--	rv
Jan. 8--	--

Date	AP	USAT
Jan. 15rv	--
Jan. 22rv	rv
Jan. 29rv	rv
Feb. 5--	rv
Feb. 12rv	rv
Feb. 19--	--
Feb. 26--	--
March 5--	--
March 12/11--	--

rv = receiving votes

INTERIM HEAD COACH DAVID PADGETT

David Padgett, a member of the UofL basketball staff for the last three years and a former three-year starter at center for the Cardinals, was named interim head men's basketball coach at UofL on Sept. 29, 2017.



Padgett was UofL's director of basketball operations for two seasons (2014-16) before his move to an assistant coaching position in 2016. He is just the third head coach for the Cardinals in the last 46 years, following Rick Pitino (2001-17) and Denny Crum (1971-2001).

In his three seasons on the UofL staff, the Cardinals have produced a collective 75-26 record (.743), finished among the top four teams in the ACC in each year, and UofL reached the NCAA Elite Eight in 2015. Last year, UofL posted a 25-9 record, tied for second in the ACC and earned a No. 10 ranking in the final Associated Press poll. He helped the Cardinals assemble a top ten recruiting class in 2017, as UofL's class was ranked seventh in the nation by ESPN and Rivals and 247Sports, while the Cardinals were 10th by Scout.com.

Before joining the UofL staff, Padgett spent three years as an assistant coach at IUPUI from 2011-14. He served a year as assistant strength coach with the Cardinals as UofL posted a 25-10 mark, beat seven ranked teams and reached the title game of the Big East Championship.

Padgett played professional basketball for UB LaPalma in the Canary Islands for two years following his graduation from UofL. He had reached the final preseason cut of the Miami Heat before his playing career in Spain.

A three-year starter and captain at center for the Cardinals (2005-08), Padgett was a unanimous first-team All-Big East Conference selection as a senior and also earned USBWA All-District IV honors. He averaged a team-leading 11.2 points and grabbed 4.8 rebounds his senior year in 2007-08 when UofL reached the NCAA Elite Eight.

Padgett ranks second in career field goal percentage at U of L, hitting 61.3 percent of his shots (332-542). His .667 field goal percentage as a senior was the second best ever at UofL. He set a Big East Conference field goal percentage record for league games as a senior, hitting 68.3 percent of his shots in the 18 games (86-of-126). He was a second team All-Big East pick as a junior.

A McDonald's All-American in high school in Reno, Nev., Padgett played his freshman collegiate season at Kansas before transferring to Louisville. Padgett's basketball bloodlines run deep as his father played at the University of Nevada and his uncle played at New Mexico. His grandfather Jim played for Oregon State and his sister played for the University of San Diego.

Padgett and his wife, Megan, have two sons: Nolan, born in August 2013; and Gavin, born in May 2016.

■ **Third Coach in 47 Years** -- David Padgett is just the third head coach for the Cardinals in the last 47 years, following Rick Pitino (2001-17) and Denny Crum (1971-2001).

■ **Padgett Third-Youngest Coach** -- David Padgett, 33, is the third-youngest head coach in NCAA Division I and the youngest among Power 5 schools (birthdate is Feb. 13, 1985). Morehead State coach Preston Spradlin is the youngest (31, birthdate is Dec. 30, 1986) and Maurice Joseph of George Washington is the second-youngest (32, Aug. 26, 1985).

■ **Past UofL Coaches Have Had Successful Starts** -- Each of the last four Louisville coaches had successful seasons in their first season with the Cardinals. The best first-year start by a UofL coach was Denny Crum, who inheriting a senior-laden team and guided the Cardinals to a 26-5 record and the NCAA Final Four in his first season in 1971-72.

Last 4 Louisville Coaches First Seasons

Coach	First Yr.	Result
Bernard "Peck"		
Hickman	1944-45	16-3
John Dromo	1967-68	21-7, NCAA
Denny Crum	1971-72	26-5, NCAA Final Four
Rick Pitino	2001-02	19-13, NIT

■ **Padgett Played in 3 NAAs** -- UofL Interim Head Coach David Padgett participated in three NCAA Tournaments as a player, reaching the regional finals twice (7-3 NCAA Tournament record as a player). As a freshman at Kansas, the Jayhawks beat Illinois-Chicago, Pacific and UAB before falling to Georgia Tech in the St. Louis Region championship. As a junior at UofL, the Cardinals beat Stanford before losing to Texas A&M in the NCAA Second Round. UofL beat Boise State, Oklahoma and No. 2 seed Tennessee his senior year in 2008 before falling to North Carolina in the NCAA South Region Championship. UofL reached the NIT national semifinals in 2006 when Padgett was on the sidelines from knee surgery as a sophomore.

■ **12 Former UofL Assistants Are Head Coaches** -- A dozen former Louisville assistant coaches were active head coaches this season. In addition to Louisville's own David Padgett, the list includes Mike Balado at Arkansas State, Mick Cronin at Cincinnati; Scott Davenport at Bellarmine (NCAA Division II); Kevin Keatts at NC State, Wyking Jones at California, Steve Masiello at Manhattan; Marvin Menzies at UNLV; Richard Pitino at Minnesota, Kareem Richardson at Missouri-Kansas City, Reggie Theus at Cal State Northridge (released on March 8), and Kevin Willard at Seton Hall. Seven have guided their teams to NCAA Tournament appearances over the last four years (since 2014; Cronin, Keatts, Masiello, Menzies, Pitino, Theus, and Willard). Padgett either played at UofL, or was on the same basketball staff, while eight of them were at Louisville (all but Cronin, Davenport and Richardson). Eastern Kentucky interim head coach Reece Gaines, who played for the Cardinals from 1999-2003, replaced former operations assistant Dan McHale late season.

■ **First Year Coaches** -- David Padgett is one of 25 first-year Division I head coaches this season and one of just four at schools in Power 5 conferences (also Oklahoma State's Mike Boynton, Washington's Mike Hopkins and California's Wyking Jones). Five of those first-year coaches had been a head coach previously at a Division II school, a junior college or for a women's team. Padgett is the 20th head coach in Louisville's 104-year men's basketball history and the sixth in the past 73 years.

■ **Road Success** -- With UofL's win at Florida State, David Padgett became only the second UofL coach to win a road game over a Top 25 ranked opponent in his first season, a feat also accomplished by John Dromo in winning at No. 4 Kansas 57-51 on Dec. 6, 1967.

In its four years UofL had lost its last six games at Notre Dame before winning there on Jan. 16. Louisville's win at No. 23 Florida State was its first road victory over a Top 25 opponent since 2014, when the Cardinals won 84-71 at SMU on March 5, 2014. UofL had lost its last 12 to Top 25 teams on the road. It broke a 28-game home winning streak by the Seminoles. Louisville overcame a 45-32 halftime deficit at Florida State to win, marking the largest halftime deficit overcome in an road victory by the Cardinals since trailing Ohio State by 14 on Jan. 4, 2003 in a 72-64 UofL win. The Cardinals trailed by as many as 17 points in the first half. Four of the Cardinals' five ACC road losses were to Top 25 teams, including two in overtime.

■ **Snider, Adel Candidates for National Awards** -- Deng Adel is among the 10 finalists for the 2018 Julius Erving Small Forward of the Year Award, while Quentin Snider was among 20 watch list members for the 2018 Bob Cousy Point Guard of the Year Award entering this year.

Cardinals Active in Professional Basketball

NBA		
Name	Yrs. @ UofL	Team
Terry Rozier	'13-15	Boston Celtics
Donovan Mitchell	'15-17	Utah Jazz
Gorgui Dieng	'10-13	Minnesota Timberwolves
Montrezl Harrell	'12-15	Los Angeles Clippers
Mangok Mathiang	'13-17	Charlotte Hornets
Chinanu Onuaku	'14-16	Houston Rockets
NBA G-League		
Damion Lee	'15-16	Santa Cruz Warriors
Jaylen Johnson	'14-17	Windy City Bulls
Chane Behanan	'11-14	Salt Lake City Stars
Foreign Teams		
Samardo Samuels	'08-10	Emporia Armani (Italy)
Edgar Sosa	'06-10	Breakers (Australia)
Kevin Ware	'11-14	Larissas Faros (Greece)
Peyton Siva	'09-13	Alba Berlin (Germany)
Russ Smith	'10-14	Fujian Sturgeons (China)
Larry O'Bannon	'01-05	Hispano Amer. (Argentina)
Juan Palacios	'04-08	Besiktas (Turkey)
Trey Lewis	'15-16	Medi Bayreuth (Germany)
Wayne Blackshear	'11-15	Byblos (Lebanon)
Rakeem Buckles	'09-12	Lille Metropole (France)
Earl Clark	'06-09	Besiktas (Turkey)
Taquan Dean	'02-06	Élan Béarnais (France)
(now Taqwa Pinero)		
Tony Hicks	'16-17	Surrey Scorchers (U.K.)
Alhaji Mohammed	'01-03	Alba Fehérvár (Hungary)

■ **Anniversary Year for Final Four, National Championship teams** — The 2017-18 season will mark notable anniversaries for two great Louisville teams. It is the 70th anniversary for UofL's 1948 NAIB National Championship, the forerunner to what is now the NAIA. Bernard "Peck" Hickman's Louisville team beat a John Wooden coached Indiana State team 82-70 in the title game played in Kansas City. The Cardinals posted a 29-6 record that season and were led by junior center Jack Coleman (12.1 ppg), who scored 1,114 points in his three seasons at UofL. Louisville is the only school in the nation to have won national championships in the NCAA, NIT and NAIB (now NAIA).

This season also marks the 35th anniversary of the Cardinals' 1982-83 NCAA Final Four team, which posted a 32-4 record, won the Metro Conference title with a perfect 12-0 mark, and won its last 16 straight games before falling to Houston in the NCAA national semifinals. Guided by Hall of Fame Coach Denny Crum, the team is also well-known for winning the first "Dream Game" matchup with Kentucky in the Mideast Region Championship, an 80-68 overtime thriller in which regional MVP Lancaster Gordon scored 24 points and collected four steals to lead the Cardinals. Gordon is the No. 15 all-time scorer at UofL (1,614 pts.) and is fourth in career steals (192). Guard Milt Wagner was the leading scorer (14.4 ppg) and is the Cards' No. 6 all-time scorer (1,836 pts.). Rodney McCray, one of only five Cardinals with both 1,000 career points (1,247) and rebounds (1,029), earned Metro Conference Player of the Year honors in 1983. His brother Scooter McCray, whose tip-in at the buzzer beat Arkansas in the NCAA regional semifinal, started at the other forward position. Rounding out the starting five was center Charles Jones, the team's leader in blocked shots and a future 1,000 point career scorer (1,124).

■ **Louisville Top College Basketball Market** -- Louisville is consistently the highest-rated television market for college basketball on ESPN. Louisville has been the top market each of the last 16 years and every year since ESPN began tracking the data. Louisville's average 4.2 rating for the 2017-18 season led all markets and was well ahead of second-place Kansas City, which averaged a 2.6 rating. The remaining top 10 was Raleigh-Durham (2.3), Greensboro-High Point (2.1), Cincinnati (1.7), Charlotte (1.6), Indianapolis (1.6), Knoxville (1.5), Nashville (1.4) and Norfolk-Porsmouth-Newport News (1.4). The Cardinals' NCAA Sweet 16 game against Kentucky in 2014 drew a 51.5 rating and 73 share, making it the second highest-rated event in Louisville television history. Louisville's 2013 NCAA Championship game against Michigan is the top-rated television event all-time in the Louisville market. Louisville was the No. 11 ESPN/ABC market for college football in 2016 with a 3.5 average rating.

■ **Six of Last Seven NCAA Champions Have Played in Louisville** - The eventual national champion has played in Louisville's home arena, the KFC Yum! Center, in six of the arena's seven seasons in existence. Louisville faced eventual champions Connecticut (2011, 2014) and Duke (2015) in home games, Kentucky won a pair of games in the 2012 second and third rounds in the KFC Yum! Center, 2016 Champion Villanova won the NCAA South Regional in Louisville, and UofL won the 2013 itself. UofL played 2017 NCAA Champion North Carolina, but it was in Chapel Hill.

Cardinals in the NCAA Tournament

■ Louisville made its 42nd NCAA Tournament appearance in 2017. The Cardinals have reached the NCAA Tournament 33 of the last 42 years (10 of the last 12, 13 of the last 16, 15 of the last 20 years, 21 of last 27). The Cards have reached the Sweet 16 on 21 occasions and have advanced to the Elite Eight four of the last seven seasons. Louisville is sixth in tournament victories (76) and is fifth in NCAA Tournament appearances (42). UofL has a 76-43 overall NCAA Tournament record, reaching the Final Four 10 times. Louisville did not participate in the 2016 NCAA Tournament due to a self-imposed postseason ban

■ Only four teams -- Kentucky (58), North Carolina (49), UCLA (48), and Kansas (47) -- have more NCAA Tournament appearances than Louisville's 42.

■ Only four teams have been to more Sweet 16 appearances than Louisville's 21 since the NCAA began Sweet 16 records in 1975 (North Carolina 28, Kentucky 25, Duke 25, Kansas 22, Louisville 21).

■ Last year, Louisville played 16 games -- half of its regular season games -- against teams in the 2017 NCAA Tournament, compiling an 8-8 mark against those 14 foes (defeated Duke, Kentucky, Miami, Notre Dame, Purdue, Texas Southern, Virginia Tech and Wichita State; lost to Duke, Baylor, Florida State, North Carolina, Notre Dame, Virginia twice and Wake Forest). All nine of the Cardinals' losses last season came to teams which participated in the 2017 NCAA field.

■ The ACC's nine representatives in 2017 was a league record, the most from any league in last year and tied for the second-most ever by any conference. ACC teams received seven bids to the 2016 NCAA Tournament, with an NCAA record six teams reaching the Sweet 16.

■ The NCAA Champion has come from UofL's conference in five of the last seven years, more than any other team in that period (2011-2017), including the most recent 2017 champion / ACC member North Carolina.

UofL Radio Network Affiliates

WHAS	840 AM	Louisville, Ky.
<i>(Flagship Station)</i>		
WKRD	790 AM	Louisville, Ky.
WCKY	1530 AM	Cincinnati, Ohio
WLKT	103.9 FM	Lexington, Ky.
WWXL	1450 AM	Manchester, Ky.
WSFC	1240 AM	Somerset, Ky.
WYMC	1430 AM	Mayfield, Ky.
WQXQ	101.9 FM	Owensboro, Ky.
WPAD	1560 AM	Paducah, Ky.
WCCK	95.7 FM	Calvert City, Ky.

Sirius XM Satellite Radio (channels vary)

The radio broadcast is also available for a fee through GoCards.com and CardsMobile, the Cards' official Android/iPhone app. Broadcasts are also available by listening to one of the above stations through the iHeart Radio app.



■ Eighth Season in KFC Yum! Center

-- This is Louisville's eighth season in the spectacular KFC Yum! Center, located on the banks of the Ohio River in downtown Louisville. The 22,000-seat multi-purpose arena was built at a cost of \$238 million and includes 71 luxury suites, 62 four- or six-seat premium boxes, over 2,000 side-court club seats and four party suites with a seating capacity of 32 each.

UofL's men's and women's teams have permanent locker rooms. There are five additional team locker rooms, two officials locker rooms, five star dressing rooms, a full-function media work room and a full-sized basketball practice court on the event level. The seven levels of the arena (including the upper catwalk) include a collective 721,762 square feet, or roughly the area of 13 football fields.

After passing through the one and a half acre landscaped entry plaza that features a basketball-themed fountain, entering fans can visit the 2,500-square foot UofL adidas store or head to their seats using one of the eight escalators or seven elevators within the building.

Lounge space is abundant within the arena. Four spacious donor rooms are available for Cardinal fans, including three that overlook the Ohio River. The 7,000-square foot main concourse restaurant overlooks the river and a main concourse sports bar has views directly into the arena bowl. Two 4,000-square foot club lounges on the event level, as well as the terrace club and premium box lounges, provide amenities for their respective patrons. The KFC Yum! Center served as the site for the NCAA Men's Basketball Tournament second and third rounds in 2012 and 2015, the NCAA South Regional in 2016 and was the site for the 2012 NCAA Women's Volleyball Championship. The Cardinals are expected to serve as a host site for the 2018 NCAA women's first/second rounds.

All-Time NCAA Final Four Appearances

North Carolina.....	20
UCLA.....	17
Kentucky	17
Duke.....	16
Kansas	14
Ohio State	11
Louisville.....	10
Michigan State.....	9
Indiana.....	8

UofL in the NCAA Tournament

NCAA Tournament Appearances	42
<i>(33 of the last 42 years; 21 of last 27)</i>	
All-Time NCAA Tourn. Record.....	76-43
Sweet 16 Appearances.....	21
Final Four Appearances.....	10
NCAA Championships	3

Louisville Against the 2018 NIT Field

Notre Dame Region

1 Notre Dame

Series: Louisville leads 22-15
(Home 13-3, Away 5-9, Neutral 4-3)
Last Meeting: UL 82 - ND 78 (OT)
Jan. 16, 2018 in South Bend, Ind.

2 Marquette

Series: Louisville leads 42-26
(Home 23-11, Away 17-14, Neutral 2-1)
Last Meeting: UL 70 - MU 51
Feb. 3, 2013 in Louisville, Ky.

3 Oregon

Series: Series tied 2-2
(Home 1-1, Away 0-1, Neutral 1-0)
Last Meeting: UL 77 - UO 69
Mar. 29, 2013, NCAA Midwest Regional Semifinal,
Indianapolis, Ind.

4 Penn State

Series: Louisville leads 1-0
(Neutral 1-0)
Last Meeting: UL 89 - PSU 58
Nov. 24, 1978, Great Alaska Shootout First Round,
Anchorage, Ak.

5 Temple

Series: Temple leads 3-4
(Home 1-2, Away 2-1, Neutral 0-1)
Last Meeting: UL 88 - TU 66
Feb. 27, 2014 in Louisville, Ky.

6 Rider

Series: Never Met

7 Harvard

Series: Never Met

8 Hampton

Series: Never Met

Baylor Region

1 Baylor

Series: Baylor leads 1-0
(Neutral 0-1)
Last Meeting: BU 66 - UL 63
Nov. 25, 2016, Battle 4 Atlantis Championship,
Paradise Island, Bahamas

3 Middle Tennessee

Series: Louisville leads 3-0
(Home 2-0, Neutral 1-0)
Last Meeting: UL 84 - MT 68
March 18, 2018, NIT 2nd Round, Louisville, Ky.

4 Mississippi State

Series: Louisville leads 3-1
(Home 2-1, Neutral 1-0)
Last Meeting: UL 86 - UC 62
Dec. 30, 1987, Rainbow Classic Third Game,
Honolulu, Hi.

5 Nebraska

Series: Louisville leads 2-0
(Home 1-0, Neutral 1-0)
Last Meeting: UL 65 - UN 58
Dec. 30, 1979, Rainbow Classic Third Game,
Honolulu, Hi.

6 Vermont

Series: Never Met

7 Northern Kentucky

Series: Louisville leads 1-0
(Home 1-0)
Last Meeting: UL 66, Northern Kentucky 58
March 13, 2018 in Louisville, Ky.

8 Wagner

Series: Never Met

USC Region

1 USC

Series: Louisville leads 1-0
(Neutral 1-0)
Last Meeting: UL 79 - USC 50
Dec. 30, 1980, Winston Tire Classic, Los Angeles,
Calif.

2 Oklahoma State

Series: Louisville leads 3-1
(Home 2-0, Away 0-1, Neutral 1-0)
Last Meeting: UL 78 - OSU 63
Mar. 21, 1993, NCAA Midwest Regional Second
Round, Indianapolis, Ind.

3 Stanford

Series: Louisville leads 2-0
(Neutral 2-0)
Last Meeting: UL 78 - S 58
Mar. 15, 2007, NCAA South Regional First Round,
Lexington, Ky.

4 Western Kentucky

Series: Louisville leads 40-39
(Home 28-18, Away 9-16, Neutral 3-5)
Last Meeting: UL 78 - WKU 56
Dec. 19, 2015 in Louisville, Ky.

5 Boston College

Series: Louisville leads 6-3
(Home 3-0, Away 2-1, Neutral 1-2)
Last Meeting: UL 77 - BC 69
Jan. 21, 2018 in Louisville, Ky.

6 BYU

Series: Series tied 2-2
(Home 1-0, Neutral 1-2)
Last Meeting: BYU 78 - UL 76
Nov. 23, 2007, Las Vegas Invitational Third Game,
Las Vegas, Nev.

7 Florida Gulf Coast

Series: Never Met

8 UNC Asheville

Series: Louisville leads 1-0
(Home 1-0)
Last Meeting: UL 66 - UNCA 51
Dec. 30, 2006 in Louisville, Ky.

Saint Mary's Region

1 Saint Mary's

Series: Never Met

2 Utah

Series: Utah leads 2-3
(Home 1-1, Away 1-2)
Last Meeting: UU 84 - UL 67
Feb. 17, 2001 in Salt Lake City, Utah

3 LSU

Series: Louisville leads 8-1
(Home 3-0, Away 1-0, Neutral 4-1)
Last Meeting: UL 93 - LSU 87
Dec. 7, 1996, John Wooden Classic, Anaheim,
Calif.

4 Boise State

Series: Louisville leads 2-0
(Neutral 2-0)
Last Meeting: UL 79 - BSU 61
Mar. 21, 2008, NCAA East Regional First Round,
Birmingham, Ala.

5 Washington

Series: Louisville leads 2-1
(Neutral 2-1)
Last Meeting: UL 93 - UW 79
Mar. 24, 2005, NCAA Albuquerque Regional
Semifinal, Albuquerque, N.M.

6 Louisiana

Series: Louisville leads 9-0
(Home 7-0, Neutral 2-0)
Last Meeting: UL 113 - ULL 74
Dec. 7, 2013 in Louisville, Ky.

7 UC Davis

Series: Louisville leads 1-0
(Home 1-0)
Last Meeting: UL 81 - UCD 58
Jan. 9, 2006 in Louisville, Ky.



UofL Basketball Tradition

■ Louisville made its 42nd NCAA Tournament appearance in 2017. The Cardinals have reached the NCAA Tournament 33 of the last 42 years (nine of last 11, 13 of the last 16, 15 of the last 20 years, 21 of last 27). The Cards have reached the Sweet 16 on 21 occasions (four of last six years). Louisville is sixth in tournament victories (76) and is fifth in NCAA Tournament appearances (43). UofL has a 76-43 overall NCAA Tournament record, reaching the Final Four 10 times.

■ Louisville has an all-time 1,825-914 record in 104 seasons of intercollegiate basketball. The Cardinals rank 10th among all NCAA schools in victories. The Cardinals played their first official men's basketball game on Jan. 28, 1912 when it lost 35-3 to Louisville YMCA, but did not field teams in 1916-17, 1922-23 or 1942-43. UofL produced winning seasons in 70 of the last 73 years, including winning 20 or more games in the last 16 straight seasons and 30 or more in three of the last seven years.

■ Twenty Louisville players have earned All-America status, the latest being consensus All-America pick Russ Smith in 2014. The Cardinals have had 72 players drafted by the NBA, including 23 first-round selections (seven NBA Draft picks in the last seven years). Donovan was UofL's latest first round selection in the 2017 draft as the 13th overall pick by the Denver Nuggets (subsequently traded to the Utah Jazz).

■ UofL is seventh nationally with 10 Final Four appearances. No other school went to the Final Four four times during the 1980s and Louisville won two NCAA titles in that decade, winning the national championship in 1980 and 1986. Coach Rick Pitino has guided seven teams to the NCAA Final Four, winning two titles. Louisville's 43 NCAA Tournament appearances is fifth best all-time and its 119 NCAA Tournament games are the sixth most played in the event (76-43 record).

■ Louisville has won its conference championship or finished second in its league in 27 of the last 42 years, including six of the last 12 years (ACC second in 2017, American Athletic Conference champion in 2014, Big East champion in 2009 and 2013, second place in the Big East in 2007, 2008). UofL finished fourth in the regular season title race in their initial two years in the Atlantic Coast Conference (2015, 2016).

■ Louisville is the only school in the nation to have claimed the championship of three major national post-season tournaments: the 1948 NAIB Championship, the 1956 NIT title and the 1980, 1986 & 2013 NCAA Championships.

■ UofL produced the second most consecutive winning seasons all-time in the NCAA with 46 (not current). The Cards played winning basketball from 1944-45 through 1989-90, winning 20 or more games on 31 occasions during that period.

■ Louisville has three representatives in the Naismith Memorial Basketball Hall of Fame. Cardinal All-American and former Washington Bullets All-Star Wes Unseld was inducted in 1988, former head coach Denny Crum was inducted in 1994 and current head coach Rick Pitino was in the 2013 induction class.

■ Louisville has ranked among the top six nationally in average home attendance each of the last 37 years. The Cardinals moved to their new home in 2010, the 22,000-seat KFC Yum! Center in downtown Louisville. In 19 home games in 2017-18, 337,685 fans attended games, a 17,383 average that trailed only Kentucky and Syracuse.

■ Only five times in the last 53 years have the Cardinals failed to reach either the NCAA or NIT postseason tournaments. UofL has reached the NCAA Tournament Elite Eight five of the last 10 years and two of the last six Final Fours, winning the 2013 title.

■ The Cardinals are one of the most televised teams in college basketball. UofL games will be televised on national networks during the 2015-16 regular season on at least 22 occasions. Every possible UofL game over the past 35 years has been televised on either a live or delayed basis.

■ The Cardinals have been ranked on 624 occasions in the AP poll, sixth most all-time. Louisville had been ranked 60 consecutive weeks entering 2015-16, when it started the year unranked but finished 16th in the final poll. The Cards have been ranked No. 1 in the nation on five occasions -- Jan. 14, 2013 in the Associated Press poll; in the ESPN/USA Today poll on March 15, 2009; in the final AP poll that same 2008-09 season; in the final USA Today coaches poll of 2012-13, and when it opened the 1986-87 season as the top team in the UPI

coaches poll. Louisville has been ranked as the No. 2 team in the AP poll on 18 occasions all-time. The Cardinals have been ranked among the nation's top 10 in the preseason poll in five of the last seven years.

■ Seven former Cardinals have been active on NBA rosters during the 2017-18 season: Gorgui Dieng (Minnesota Timberwolves), Montrezl Harrell (Los Angeles Clippers), Damion Lee (Atlanta Hawks), Mangok Mathiang (Charlotte Hornets), Donovan Mitchell (Utah Jazz), Chinanu Onuaku (Houston Rockets) and Terry Rozier (Boston Celtics). At least 24 former Cardinals are playing professionally now with other U.S. or foreign teams. Forty-three UofL players have reached the NBA in the last 43 years.

■ UofL has retired the numbers of four of its former hoop greats: 8 Charlie Tyra, 31 Wes Unseld, 35 Darrell Griffith and 42 Pervis Ellison.

■ Louisville is second to North Carolina for the national lead with 68 all-time 1,000 point scorers. Quentin Snider reached that milestone this season and Deng Adel needs 13 points to join the 1,000-point club.

■ Aside from basketball lettermen, some notable UofL alumni include: the late Johnny Unitas (football), Mitch McConnell (U.S. Senator, Kentucky), Chris Dodd (former U.S. Senator for 30 yrs., Conn.), Tom Jackson (former ESPN commentator) and 18 players active in the NFL during the 2016 season, including Miami Dolphins receiver Devante Parker.

■ UofL's large co-ed cheerleading squad has won 17 National Cheerleading Association Championships, including nine of the last 15 (1985, '86, '89, '92, '94, '96, '98, '99, '03, '04, '05, '06, '07, '08, '09, '11, '16). The Cards' all-girl squad has won 13 championships, including seven of the last nine titles (2001-05, '07-'09, '11-12, '15, '16, '17). UofL also won the small coed national title 10 times (2005, '06, '08, '09, '11, '13, '14, '15, '16, '17). The Cardinals also won their fourth NCA Cheer stunt national championship in 2016. The Ladybirds, UofL's dance team, has won 17 national titles, winning National Dance Association Championships in Div 1A team performance (2016, 2017), Div 1A Dance (2002, '03, '04, '07, '08, '09, '11, '15) and Div 1A Hip Hop Dance (2014, 2016 and 2017). UofL won the Universal Dance Association title in 1995 and 1997.

■ Louisville was the first university ever to win a BCS Bowl game, place both its men's and women's basketball teams in the NCAA Final Four and reach the College World Series in the same season in 2012-13. In addition to the Cardinals' 2013 NCAA men's basketball title, UofL's women's team was the national runner-up to Connecticut. The Cardinals' football team beat then No. 3/4 Florida 33-23 in the 2013 Sugar Bowl on Jan. 2. UofL's 2013 baseball team won a record 51 games while reaching a visit to Omaha.

UofL Individual Single-Game Bests in NCAA Tournament Games

Points.....	36 by Junior Bridgeman vs. Rutgers (3-15-75)
Rebounds.....	22 by Wes Unseld vs. Houston (3-15-68)
Field Goal Pct.	1.000 (7-of-7) by Dwayne Morton vs. Minnesota (3-20-94)
3-Pt. FG.....	7 by Taquan Dean vs. West Virginia (3-26-05)
3-Pt. FG Pct.....	1.000 (5-of-5) by Dwayne Morton vs. Minnesota (3-20-94)
Free Throws	12 by Wesley Cox vs. Oral Roberts (3-14-74), by Russ Smith vs. Oregon (3-29-13)
Free Thow Pct.	1.000 (12-of-12) by Wesley Cox vs. Oral Roberts (3-14-74)
Assists	14 by Phil Bond vs. UCLA (3-12-77)
Steals.....	8 by Russ Smith vs. North Carolina A&T (3-21-13)
Blocked Shots.....	7 by Gorgui Dieng vs. Mich. St. (3-22-12), Pervis Ellison vs. Illinois (3-24-89)

Last time an individual had ...

	For Louisville	For A Louisville Opponent
30 or more points	31 by Wayne Blackshear vs. CSUN (12/23/14)	43 by Jamel Artis, Pittsburgh (1/11/17)
35 or more points	42 by Russ Smith vs. Houston (3/14/14)	43 by Jamel Artis, Pittsburgh (1/11/17)
20 points in a half	21 by Donovan Mitchell vs. NC State, 1H (1/29/17)	32 by Jamel Artis, Pittsburgh, 2nd half (1/11/17)
15 or more rebounds	16 by Ray Spalding vs. Grand Canyon (12/23/17)	17 by Marinas Geben, Notre Dame (1/16/18)
20 or more rebounds	23 by Ellis Myles vs. Tennessee St. (12/1/01)	26 by Derrick Griffin, Texas Southern (12/10/16)
A four-point play	Deng Adel vs. Miami (2/11/17)	Braian Angola, Florida State (1/10/17)
12 made free throws	12 by Russ Smith vs. UConn, 15 att. (1/18/14)	13 by Seth Allen, Virginia Tech (1/27/16)
7 made three-point goals	7 by Quentin Snider vs. Virginia Tech (2/24/18)	7 by Jamel Artis, Pittsburgh in 13 attempts (1/11/17)
10 or more assists	11 by Chris Jones vs. Virginia Tech (1/13/15)	10 by Elfrid Payton, Louisiana Lafayette (12/7/13)
5 or more blocked shots	5 by Anas Mahmoud vs. Florida State (3/7/18)	5 by Omer Yurtseven, NC State (3/3/18)
5 or more steals	5 by Donovan Mitchell vs. Notre Dame (1/4/17)	5 by Armon Fletcher, Southern Illinois (12/7/16)

The Last Time a Team ...

	Louisville	Opponent
Scored 100 points	102-59 win over Bryant (12/11/17)	101-104 5OT loss to Notre Dame (2/9/13)
Scored less than 50 points	63-47 loss vs. Virginia (1/30/16)	84-42 victory over Southern Illinois (11/21/17)
Scored 60 points in a half	61 vs. Grand Canyon; 1st H of 111-63 win (12/5/15)	60 by Tulane; 2nd H of 109-96 win (1/18/90)
Scored under 20 points in a half	14 vs. Virginia; 1H of 63-47 loss (1/30/16)	16 by Georgia Tech 1H, 77-54 UL win (2/8/18)
Had a +20 Rebound Margin	22 (48-26) vs. Pittsburgh (1/24/17)	26 (57-31) by Kentucky (12/31/11)
Grabbed 60 or more rebounds	60 vs. Jacksonville State (11/17/14)	60 by George Mason (1/4/94)
Grabbed less than 25 rebounds	19 vs. Virginia (2/6/17)	22 by Kennesaw State (12/16/15)
Shot 60% or better from the field	.630 (34-54) vs. Pittsburgh (2/11/18)	.614 (43-70) by Charlotte (2/11/01)
Shot 30% or below from the field	.297 (19-64) vs. Old Dominion (11/23/16)	.266 (17-64) by Southern Illinois (11/21/17)
Shot 70% from the field for a half	.714 (20-28) vs. Pittsburgh in 1st H (1/24/17)	.765 (13-17) by Georgetown in 2nd H (1/31/11)
Made 5 or less free throws	4 vs. North Carolina (in 13 attempts, 2/22/17)	5 by Southern Illinois (in 9 attempts, 11/21/17)
Made 15 three-point goals	16 (in 30 attempts) vs. Rutgers (2/16/14)	17 by Virginia Tech (2/18/17)
Made No three-point goals	0 vs. Pittsburgh (2/11/15)	0 by Cal State Northridge (12/23/14)
Shot 60% from the three-point line	.600 (12-20) vs. Georgia Tech (2/9/18)	.654 (17-26) by Virginia Tech (2/18/17)
Handed out 25 or more assists	28 vs. UCF (12/31/13)	25 by Notre Dame (2/28/08)
Handed out 5 or less assists	1 vs. Kentucky (12/27/14)	4 by Pittsburgh (1/14/16)
Committed 25 or more turnovers	26 vs. West Virginia (1/31/09)	25 by FIU (12/5/14)
Committed 5 or fewer turnovers	3 vs. Virginia Tech (2/18/17)	2 by Virginia (2/7/15)
Blocked 10 or more shots	10 vs. Albany (12/20/17)	14 by Connecticut (3/4/06)
Had No Blocked Shots	0 vs. West Virginia (1/26/11)	0 by Syracuse (2/5/18)
Had 15 or more steals	15 vs. Georgia Tech (2/8/18)	19 by Rutgers (3/13/14)
Had No Steals	0 vs. Saint Louis (2/12/03)	0 by Saint Louis (3/22/14)

Louisville Top Efforts Last 17 Years*(Since 2001-02)***Longest winning streak (single-season):** 17 games (2002-03)**Longest winning streak (multiple-season span):** 21 games (last 16 G of 2012-13, first 5 G of 2013-14)**Longest conference winning streak:** 10, twice -- 2008-09 & 2012-13 seasons**Longest losing streak:** 4 games (2003-04)**Longest conference losing streak:** 4 games (2003-04)**Most points scored in a game:** 114 vs. Western Kentucky, 12-22-10 (UL 114, WKU 82)**Fewest points scored in a game:** 45 vs. Cleveland State, 11-26-14 (UL 45, CSU 33)**Most points allowed in a game:** 104 vs. Notre Dame, 2-9-13 (UND 104, UL 101, 5 ot)**Fewest Points Allowed in a Game:** 26 vs. Savannah State, 11-24-14 (UL 87, SSU 26)**Fewest Points Allowed in a Conference Game:** 31 vs. Rutgers, 3-13-14 (UL 92, RU 31)**Largest Margin of Victory:** 64 vs. Morehead St., 12-27-04 (UL 104, USA 40)**Largest Margin of Victory in a Conference Game:** 61 vs. Rutgers, 3-13-14 (UL 92, RU 31)**Largest losing margin:** 33 vs. Notre Dame, 2-12-09 (ND 90, UL 57)**Fewest points scored in a win:** 45 vs. Cleveland State, 11-26-14 (UL 45, CSU 33)**Most points allowed in a win:** 90 vs. Virginia Tech, 2-18-17 (UL 94, VT 90)**Most points scored in a loss:** 101 vs. Notre Dame, 2-9-13 (UND 104, UL 101, 5 ot)**Fewest points allowed in a loss:** 52 vs. Drexel, 12-14-10 (DU 52, UL 46); vs. Syracuse, 2-13-12 (SU 52, UL 51); vs. Virginia, 2-17-15 (UVA 52, UL 47)**Largest deficit overcome to win a game:** 20 vs. West Virginia, 3-26-05 (UL 18, WVU 38)**Largest lead given up in a loss:** 22 vs. Baylor, 11-25-16 (UL 32, BU 10)**Highest shooting percentage:** .652 vs. Pittsburgh, 1-25-15 (UL 80, Pitt 68)**Highest shooting percentage in a conference game:** .652 vs. Pittsburgh, 1-25-15 (UL 80, Pitt 68)**Lowest shooting percentage:** .268 vs. Western Kentucky, 11-30-08 (WKU 68, UL 54)**Lowest shooting percentage in a conference game:** .274 vs. Cincinnati, 1-19-02 (UL 50, UC 77)**Highest 3-point percentage:** .778 vs. Memphis, 2-4-04 (UL 58, UM 62)**Highest 3-point percentage in a conference game:** .778 vs. Memphis, 2-4-04 (UL 58, UM 62)**Lowest 3-point percentage:** .000 vs. Pittsburgh, 2-11-15 (UL 69, Pitt 56)**Lowest 3-point percentage in a conference game:** .000 vs. Pittsburgh, 2-11-15 (UL 69, Pitt 56)**Most three-pointers:** 22 vs. Hartford, 11-17-07 (UL 104, UH 69)**Free throws made:** 41 vs. Rutgers, 1-4-14 (UL 83, RU 76)**Most assists:** 34 vs. VMI, 12-23-04 (UL 107, VMI 56)**Most blocked shots:** 18 vs. Holy Cross, 12-7-03 (UL 56, HC 40)

ASSISTANT COACH TRENT JOHNSON

Trent Johnson, who has 36 years of coaching experience including 17 years as a head coach at four collegiate programs, joined the UofL staff as an assistant coach on Oct. 11.



Johnson has guided men's basketball programs at Nevada (1999-2004), Stanford (2004-08), LSU (2008-2012) and TCU (2012-16). He has also served as a collegiate assistant coach at Utah (1986-89), Washington (1989-92), Rice (1992-96) and Stanford (1996-99), as well as an assistant at Boise High School (1980-85).

A former member of the National Association of Basketball Coaches Board of Directors, Johnson's teams made five NCAA Tournament appearances, including reaching the NCAA Sweet 16 at Nevada and Stanford. His teams made three trips to the National Invitation Tournament. Johnson has been honored as the conference coach of the year in three different leagues (2003 WAC, 2008 Pac-10 and 2009 SEC). He has a 276-264 career coaching record in his 16 collegiate seasons as a head coach.

His first of four years at TCU included a victory over No. 5 Kansas, one of four wins that season over teams that would participate in postseason tournaments. His 2013-14 TCU team opened the season 13-0 and rose to No. 25 in the AP Top 25.

Johnson guided LSU to a 27-8 overall record and the SEC regular-season championship in his first year with the Tigers in 2008-09, producing the third-most victories in a season in program history. Johnson's final LSU squad in 2011-12 posted an 18-15 overall record and an NIT first-round appearance.

Prior to LSU, Johnson became the only coach in program history to guide Stanford to the postseason in each of his first four seasons, advancing to the NCAA Tournament on three occasions and once in the NIT while compiling an 80-47 record. In 2007-08, Johnson guided the Cardinal to the NCAA Sweet 16 as a No. 3 seed before finishing with a 28-8 overall record. Johnson was productive with his first head coaching opportunity at Nevada in 1999, a five-year transformation that culminated in Johnson leading the Wolf Pack to a 25-9 record in 2003-04, which was a school-record victories; tying for the WAC regular season title; winning the WAC Tournament Championship; and reaching the program's first NCAA Sweet 16. Nevada posted NCAA victories over Michigan State and Gonzaga on its run before falling to eventual national runner-up Georgia Tech. Prior to his arrival, Nevada had made just two NCAA tournament appearances in school history and never won an NCAA tournament game.

Johnson played college basketball at Boise State (1974-78), where he ranks among the

school's career leaders with 1,115 points and 702 rebounds. In his sophomore season (1975-76), the Broncos won the Big Sky Tournament and advanced to the NCAA Tournament. He earned All-Big Sky honors as a senior. Following his collegiate career, Johnson played professionally for the Washington Lumberjacks of the Western Basketball League. He returned to Boise State after his playing days to complete his degree in physical education in 1986.

Johnson was born in Berkeley, Calif. He and his wife, Jackie, have two adult children: a daughter, Tinishia, and a son, Terry

ASSISTANT COACH R.J. EVANS

R.J. Evans, who has been a program assistant on the UofL men's basketball staff since May, was elevated to acting assistant coach for the Cardinals on Oct. 20.



Evans, who has earned two master's degrees, joined the UofL staff after working two years as a graduate assistant at the University of Texas under head coach Shaka Smart. Prior to his time in Austin, Evans was an assistant coach at Nichols College in Dudley, Mass. for one season (2014-15) as the Bison posted a 20-6 record and won the Commonwealth Coast Conference Regular Season Championship with a 17-1 mark.

Evans played basketball at the College of the Holy Cross, scoring over 1,200 career points in his three-plus seasons there. As a co-captain in his final season in 2011-12, Evans averaged 11.5 points, 4.8 rebounds, and 2.8 assists while earning recognition on the Patriot League Academic Honor Roll. He received a medical redshirt after missing most of the 2010-11 season with a sports hernia.

Evans played his final year as a graduate student at the University of Connecticut, where he helped the Huskies post a 20-10 record in 2012-13. He appeared in 27 games (three starts) and averaged 3.1 points and grabbing 25 steals. He faced Louisville once that season, grabbing two rebounds in seven minutes against the Cardinals in a 73-58 UofL victory in Hartford.

Evans played for four different coaches in his four collegiate seasons in Kevin Ollie at UConn and Ralph Willard, Sean Kearney and Milan Brown at Holy Cross. He played one year professionally for the Durham Wildcats in the United Kingdom. His sister Kastine played basketball at Kentucky.

Evans, who hails from Salem, Conn., earned a bachelor's degree in economics from Holy Cross in 2012, a master's degree in educational psychology from UConn in 2013, and a master's in kinesiology from Texas in 2017.

ASSISTANT COACH GREG PAULUS

Greg Paulus, who has worked on the basketball staffs at Ohio State and Navy a combined seven years, was named an assistant basketball coach at UofL on Oct. 19.



Paulus was an assistant coach for four seasons at Ohio State (2013-17) after serving as the program's video coordinator for two years (2011-13). During six years on the staff there, Ohio State produced a 147-66 record and participated in the NCAA Tournament on four occasions, including playing in two regional finals and reaching the 2012 Final Four. He helped the Buckeyes sign top 10 recruiting classes in 2014 and 2015 and was recognized by ESPN's Jeff Goodman as one of the nation's top assistant coaches in 2015. Paulus gained his start in coaching as an assistant at Navy for the 2010-11 season.

Paulus had a successful four-year playing career at Duke (2005-09), plus one year as the team captain and starting quarterback at Syracuse while pursuing a master's degree. A three-year starter and two-time captain for Duke, he played on three ACC Championship teams and four NCAA Tournament teams, helping Duke to a combined 112-28 record while leading the team in assists in 2006, 2007 and 2008.

As a freshman in 2005-06, Paulus was a member of the ACC All-Freshman first team, the ACC All-Tournament second team and a second-team freshman All-American while averaging 6.7 points and 5.2 assists. He is one of just four freshmen in ACC history to lead the league in assists. He scored 1,193 career points at Duke and ranks among the career top 10 in assists (468), three-point field goals (210) and three-point field goal percentage (.398).

Paulus spent the 2009-10 season at Syracuse, passing for 2,024 yards and 13 touchdowns in 12 games as the Orange posted a 4-8 record, matching the program's best record since the 2004 season. It was Paulus' first action on the football field since being named the 2005 Gatorade National High School Player of the Year. His 67.7 completion percentage (193-of-285) is a Syracuse single-season record.

A native of Syracuse, N.Y., Paulus earned ACC All-Academic Team accolades on three occasions and was a two-time third-team Academic All-American selection, graduating with a bachelor's degree in political science with a certificate in markets and management studies in 2009. He went on to obtain his master's degree in Television, Radio and Film from the S.I. Newhouse School of Public Communications at Syracuse in 2010, earning 2009 Big East All-Academic Team honors.

Paulus was named the Gatorade National High School Player of the Year in both football and basketball as a senior at Christian Brothers Academy. He and his wife Megan were married earlier this year.

O V.J. King

G/F 6-6 190 So. - 1L Cleveland, Ohio (Paul VI Catholic HS / Fairfax, Va.)

■ Starter at shooting guard has scored in double figures in 14 games, including seven of the last 15 and nine of the last 19.

■ Ranks fourth on the team in scoring with 8.7 points per game and is sixth on the team in three-point field goal percentage (.324).

■ Generally receives the challenge of defending the top guard or wing of the opposing team.

■ Dished out a career-high four assists, while knocking down a season-high seven field goals to finish with 15 points against Wake Forest.

■ Scored a season-high 17 points against Purdue and Memphis and tied his career-high with three assists against Memphis.

■ Collected a career-high three steals in the Cards' win against Indiana.

■ 2017 All-ACC Academic Men's Basketball team selection.

■ As a freshman, he led the team in free throw percentage (.821 46-of-56) and three-point field goal percentage (.421, 16-of-38; among players with over 20 attempts).

■ Scored a career-high 24 points against Virginia last year, finishing 3-of-5 from behind the arc and connecting on 5-of-6 from the free throw line.

■ Won two gold medals with USA Basketball in the 2013 FIBA Americas U16 Championship in Maldonado, Uruguay; and the 2014 FIBA U17 World Championship in Dubai.



O V.J. King

Games With ...	Season	Career
Double-Figure scoring.....	14	21
5 or more rebounds	8	11
4 or more assists	1	1
A blocked shot	4	7
A steal	16	23
A three-pointer	17	27
20+ points	0	1

O V.J. King Game-by-Game

Opponent	Date	GS	Min	FG	FGA	Pct	FG	FGA	Pct	FT	FTA	Pct	Off	Def	Tot	Avg	PF	FO	A	TO	Blk	Stl	Pts	Avg
GEORGE MASON	11/12/17	*	16	0	3	.000	0	1	.000	5	6	.833	1	0	1	1.0	2	0	0	1	0	1	5	5.0
OMAHA	11/17/17	*	28	3	9	.333	1	2	.500	1	2	.500	2	3	5	3.0	0	0	0	3	0	0	8	6.5
SOU ILLINOIS	11/21/17	*	25	2	10	.200	0	1	.000	0	0	.000	0	8	8	4.7	0	0	1	0	1	0	4	5.7
ST. FRANCIS	11/24/17	*	24	3	11	.273	2	5	.400	2	21	.000	1	1	2	4.0	2	0	0	4	0	10	6.8	
at Purdue	11/28/17	*	30	5	11	.455	2	3	.667	5	6	.833	1	5	6	4.4	5	1	0	1	0	0	17	8.8
SETON HALL	12/3/17	*	24	6	8	.750	2	3	.667	0	1	.000	0	5	5	4.5	3	0	1	4	0	0	14	9.7
SIENA	12/6/17	*	15	3	7	.429	1	2	.500	0	0	.000	0	2	2	4.1	0	0	0	1	0	0	7	9.3
INDIANA	12/9/17	*	32	3	8	.375	0	2	.000	1	3	.333	2	0	2	3.9	1	0	0	2	0	3	7	9.0
BRYANT	12/11/17	*	24	3	7	.429	1	2	.500	0	0	.000	0	4	4	3.9	2	0	3	1	0	1	7	8.8
vs MEMPHIS	12/16/17	*	31	6	9	.667	2	4	.500	3	4	.750	1	2	3	3.8	1	0	3	1	1	0	17	9.6
ALBANY	12/20/17	*	26	2	8	.250	0	2	.000	2	4	.500	0	7	7	4.1	4	0	2	0	0	1	6	9.3
GRAND CANYON	12/23/17	*	19	2	6	.333	1	11	.000	2	4	.500	0	3	3	4.0	3	0	1	3	0	1	7	9.1
at Kentucky	12/29/17	*	24	5	10	.500	1	3	.333	1	11	.000	1	3	4	4.0	3	0	0	0	0	0	12	9.3
PITTSBURGH	1/2/18	*	28	2	7	.286	0	1	.000	1	2	.500	0	3	3	3.9	1	0	0	0	0	0	5	9.0
at Clemson	1/6/18	*	38	3	8	.375	0	1	.000	3	4	.750	1	2	3	3.9	2	0	1	4	1	1	9	9.0
at Florida State	1/10/18	*	24	3	11	.273	1	4	.250	0	0	.000	3	2	5	3.9	0	0	0	1	0	0	7	8.9
VIRGINIA TECH	1/13/18	*	33	5	9	.556	2	3	.667	4	6	.667	0	2	2	3.8	1	0	1	3	0	2	16	9.3
at Notre Dame	1/16/18	*	23	1	6	.167	0	1	.000	0	0	.000	1	2	3	3.8	1	0	0	2	0	1	2	8.9
BOSTON COLLEGE	1/21/18	*	27	3	10	.300	1	5	.200	8	81	.000	0	2	2	3.7	2	0	2	0	0	1	15	9.2
at Miami	1/24/18	*	13	2	5	.400	0	1	.000	0	0	.000	0	2	2	3.6	2	0	0	1	0	0	4	9.0
WAKE FOREST	1/27/18	*	25	7	9	.778	1	2	.500	0	0	.000	0	2	2	3.5	2	0	4	1	0	2	15	9.2
at Virginia	1/31/18	*	28	3	8	.375	0	3	.000	4	41	.000	1	2	3	3.5	1	0	1	1	0	0	10	9.3
FLORIDA STATE	2/3/18	*	28	3	9	.333	1	2	.500	3	6	.500	0	6	6	3.6	2	0	0	2	0	1	10	9.3
SYRACUSE	2/5/18	*	21	1	11	.000	1	11	.000	4	41	.000	0	1	1	3.5	1	0	1	2	0	0	7	9.2
GEORGIA TECH	2/8/18	*	23	2	4	.500	0	1	.000	1	5	.200	0	2	2	3.4	3	0	2	0	0	2	5	9.0
at Pittsburgh	2/11/18	*	22	5	8	.625	0	1	.000	4	6	.667	0	1	1	3.3	2	0	1	0	0	1	14	9.2
NORTH CAROLINA	2/17/18	*	23	1	7	.143	0	3	.000	3	4	.750	2	3	5	3.4	3	0	0	1	0	1	5	9.1
at Duke	2/21/18	*	25	4	11	.364	0	3	.000	2	21	.000	1	1	2	3.4	0	0	1	1	1	1	10	9.1
at Virginia Tech	2/24/18	*	23	1	4	.250	0	1	.000	0	0	.000	0	3	3	3.3	1	0	0	2	0	0	2	8.9
VIRGINIA	3/1/18	*	30	2	5	.400	0	1	.000	4	41	.000	0	2	2	3.3	3	0	0	1	0	0	8	8.8
at NC State	3/3/18	*	29	3	6	.500	1	3	.333	0	0	.000	0	3	3	3.3	4	0	0	3	0	0	7	8.8
vs Florida State	3/7/18	*	20	2	4	.500	0	0	.000	0	0	.000	0	2	2	3.3	0	0	1	1	0	1	4	8.6
vs Virginia	3/8/18	*	26	3	7	.429	3	5	.600	2	21	.000	0	2	2	3.2	1	0	1	0	0	0	11	8.7
NORTHERN KY	3/13/18	*	28	1	3	.333	0	1	.000	2	21	.000	1	4	5	3.3	0	0	3	1	0	0	4	8.6
MIDDLE TENN	3/18/18	*	35	4	8	.500	0	0	.000	5	6	.833	1	5	6	3.3	2	0	1	1	0	0	13	8.7

O V.J. King Statistics

Year	GP	GS	Min	Avg	FG	FGA	Pct	3FG	3FGA	Pct	FT	FTA	Pct	OReb	DReb	Reb	Avg	PF	FO	Ast	TO	Blk	Stl	Pts	Avg
2016-17	33	7	445	13.5	60	139	.432	16	38	.421	46	56	.821	17	51	68	2.1	25	0	16	22	3	7	182	5.5
2017-18	35	35	890	25.4	104	257	.405	24	74	.324	72	98	.735	20	97	117	3.3	60	1	31	49	4	21	304	8.7
TOTAL	68	42	1335	19.6	164	396	.414	40	112	.357	118	154	.766	37	148	185	2.7	85	1	47	71	7	28	486	7.1

■ A McDonald's All-America selection, King averaged 22.9 points, 9.6 rebounds, 2.5 assists and 2.1 steals as a senior in leading Paul VI (20-11) in Fairfax, Va. to the Virginia Independent Schools Athletic Association Division I state championship game.

■ His father Vincent King played professional basketball in foreign countries for 10 years after scoring 1,037 points in his collegiate career at Indiana University of Pennsylvania from 1988-92.

■ Born Jan. 22, 1997 ... Major is sport administration.

O V.J. King Season Highs

Points.....	17 vs. Purdue (11/28)
	vs. Memphis (12/16)
Reb.	8 vs. Southern Illinois (11/21)
Asst.....	4 vs. Wake Forest (1/27)
Blocks	1 (4 times) latest: vs. Duke (2/21)
Steals	3 vs. Indiana (12/9)
FGM	7 vs. Wake Forest (1/27)
FGA	11 (4 times) latest: vs. Duke (2/21)
3FGM	2 (5 times) latest: vs. Virginia Tech (1/13)
3FGA	5 vs. St. Francis (11/24)
	vs. Boston College (1/21)
FT	8 vs. Boston College (1/21)
FTA	8 vs. Boston College (1/21)

O V.J. King Career Highs

Points.....	24 vs. Virginia (2/6/17)
Reb.	8 vs. Southern Illinois (11/21/17)
Asst.....	4 vs. Wake Forest (1/27/18)
Blocks	1 (7 times) latest: vs. Duke (2/21)
Steals	3 vs. Indiana (12/9/17)
FGM	8 vs. Virginia (2/6/17)
FGA	14 vs. Virginia (2/6/17)
3FGM	3 vs. William & Mary (11/14/16)
	vs. Virginia (2/6/17)
3FGA	5 (3 times) vs. Boston College (1/21/18)
FT	8 vs. Boston College (1/21/18)
FTA	8 (3 times) latest: vs. Boston College (1/21/18)

1 Lance Thomas

F 6-8 220 Fr. - HS Norcross, Ga. (Norcross HS)

■ Has seen action in six of the last 23 games, including matching a season-high with 10 minutes played at Pittsburgh.

■ Scored a career-high 10 points and pulled down a career-high seven rebounds against Bryant in his most extensive action of the season.

■ Made his first appearance of the season against Southern Illinois and contributed five points and three rebounds in seven minutes (2-of-3 FG). He has played in nine games this year.

■ Averaged 9.7 points, 8.8 rebounds and 2.6 blocked shots as a senior in helping Norcross post a 26-6 record as the runner-up in the Georgia Class 7A state championship. He scored 13 points in the state title game.

■ A first-team All-Region 7 selection as a junior and senior, a second team Atlanta Tipoff Club All-Metro Atlanta choice and an all-county pick.

■ His Norcross High School teammate Jordan Goldwire is a freshman at Duke.

■ Born Jan. 18, 1999 ... Major is business.



1 Lance Thomas

Games With ...	Season	Career
Double-Figure scoring.....	1	1
5 or more rebounds.....	1	1
4 or more assists.....	0	0
A blocked shot.....	2	2
A steal.....	2	2
A three-pointer.....	2	2
20+ points.....	0	0

1 Lance Thomas Season/Career Highs

Points..... 10 vs. Bryant (12/11)
 Reb. 7 vs. Bryant (12/11)
 Asst..... none
 Blocks 1 vs. Bryant (12/11)
 vs. Kentucky (12/29)
 Steals 1 vs. Bryant (12/11)
 vs. Kentucky (12/29)
 FGM 4 vs. Bryant (12/11)
 FGA 5 vs. Bryant (12/11)
 3FGM 1 vs. Southern Illinois (11/21)
 vs. Pittsburgh (1/2)
 3FGA 2 vs. Southern Illinois (11/21)
 FT 2 (3 times) *latest:* vs. Pittsburgh (2/11)
 FTA 4 vs. Bryant (12/11)

1 Lance Thomas Game-by-Game

Opponent	Date	GS	Min	FG	FGA	Pct	FG	FGA	Pct	FT	FTA	Pct	Off	Def	Tot	Avg	PF	FO	A	TO	Blk	Stl	Pts	Avg	
GEORGE MASON	11/12/17																								
OMAHA	11/17/17																								
SOU ILLINOIS	11/21/17			7	2	3	.667	1	2	.500	0	0	.000	0	3	3	3.0	0	0	0	0	0	5	5.0	
ST. FRANCIS	11/24/17			2	0	0	.000	0	0	.000	0	0	.000	0	1	1	2.0	0	0	0	0	0	0	2.5	
at Purdue	11/28/17			1	0	1	.000	0	1	.000	0	0	.000	0	0	0	1.3	0	0	0	0	0	0	1.7	
SETON HALL	12/3/17																								
SIENA	12/6/17			6	0	0	.000	0	0	.000	2	21	.000	0	0	0	1.0	0	0	0	0	0	2	1.8	
INDIANA	12/9/17																								
BRYANT	12/11/17			10	4	5	.800	0	1	.000	2	4	.500	2	5	7	2.2	2	0	0	1	1	10	3.4	
INDIANA	12/9/17																								
vs MEMPHIS	12/16/17																								
ALBANY	12/20/17																								
GRAND CANYON	12/23/17																								
at Kentucky	12/29/17			5	0	1	.000	0	1	.000	0	0	.000	0	0	0	1.8	3	0	0	0	1	1	0	2.8
PITTSBURGH	1/2/18			4	1	1	1.000	1	1	1.000	0	0	.000	0	2	2	1.9	0	0	0	0	0	3	2.9	
at Clemson	1/6/18																								
at Florida State	1/10/18																								
VIRGINIA TECH	1/13/18																								
at Notre Dame	1/16/18																								
BOSTON COLLEGE	1/21/18			1	0	0	.000	0	0	.000	0	0	.000	0	0	0	1.6	0	0	0	1	0	0	2.5	
at Miami	1/24/18																								
WAKE FOREST	1/27/18			2	0	0	.000	0	0	.000	0	0	.000	1	0	1	1.6	1	0	0	0	0	0	2.2	
at Virginia	1/31/18																								
FLORIDA STATE	2/3/18																								
SYRACUSE	2/5/18																								
GEORGIA TECH	2/8/18			1	0	0	.000	0	0	.000	0	0	.000	0	0	0	1.4	0	0	0	0	0	0	2.0	
at Pittsburgh	2/11/18			10	2	3	.667	0	1	.000	2	21	.000	0	1	1	1.4	5	1	0	2	0	0	6	2.4
NORTH CAROLINA	2/17/18																								
at Duke	2/21/18																								
at Virginia Tech	2/24/18																								
VIRGINIA	3/1/18																								
at NC State	3/3/18																								
vs Florida State	3/7/18																								
vs Virginia	3/8/18																								
NORTHERN KY	3/13/18																								
MIDDLE TENN	3/18/18																								

1 Lance Thomas Statistics

Year	GP	GS	Min	Avg	FG	FGA	Pct	3FG	3FGA	Pct	FT	FTA	Pct	OReb	DReb	Reb	Avg	PF	FO	Ast	TO	Blk	Stl	Pts	Avg
2017-18	11	0	49	4.5	9	14	.643	2	7	.286	6	8	.750	3	12	15	1.4	11	1	0	3	2	2	26	2.4
TOTAL	11	0	49	4.5	9	14	.643	2	7	.286	6	8	.750	3	12	15	1.4	11	1	0	3	2	2	26	2.4

2 Darius Perry

G 6-2 175 Fr. - HS Powder Springs, Ga. (Wheeler HS)

■ Starter in three games for the Cardinals. He averaged 5.6 points, four assists and shot 50 percent from the field (5-of-10) in the three starts.

■ Makes significant defensive contributions that don't show up in statistics.

■ Scored eight points against Northern Kentucky in the NIT first round, including a thunderous dunk on the break that was the top ESPN SportsCenter highlight of the day. He followed it with eight points and three assists against Middle Tennessee in the second round.

■ Scored nine or more points in the first three games of the season. He has an assist in 23 of 35 games.

■ Has made 15-of-30 three-pointers (.500) over the last 15 games.

■ Tied a career-high with three made three-pointers while recording a career-high three steals against Wake Forest. His nine points were his most in 18 games.

■ Has made 36 of his 40 free throw attempts on the season (.900). He made his first 21 of the year before missing against Albany.

■ Totaled 17 points, three assists, two steals and did not miss a shot (3-of-3 three-pointers, 8-of-8 free throws) vs. George Mason. It was the fifth-highest scoring effort in a freshman debut at Louisville and was tied for the sixth-highest in a career scoring debut at UofL (tied with his coach, David Padgett, who also scored 17 on Dec. 3, 2005).

■ Averaged 20.2 points, 5.1 assists, 4.3 rebounds and 3.1 steals as a senior in helping Wheeler High School achieve a 21-10 record and reach the final eight teams in the Class AAAAAA state



2 Darius Perry

Games With ...	Season	Career
Double-Figure scoring.....	2	2
5 or more rebounds	0	0
4 or more assists	4	4
A blocked shot	3	3
A steal	14	14
A three-pointer	16	16
20+ points	0	0

championship. As a sophomore in 2014-15, Perry helped Wheeler win the Class AAAAAA state championship with a 30-3 record.

■ Averaged 11.6 points, 3.6 rebounds and 3.4 assists for his Game Elite AAU squad during the summer of 2016, playing for his father and coach Eric Perry.

■ Wheeler High School has produced multiple NBA players such as Shareef Abdur-Rahim, Jermareo Davidson, JJ Hickson and Dequan Jones.

■ Born March 13, 1999 ... Major is sport administration.

2 Darius Perry Season/Career Highs

Points.....	17 vs. George Mason (11/12)
Reb.	3 vs. (3 times) <i>latest:</i> vs. NC State (3/3)
Asst.....	7 vs. Southern Illinois (11/21) vs. Pittsburgh (2/11)
Blocks	1 vs. Southern Illinois (11/21) vs. Pittsburgh (1/2) vs. North Carolina (2/17)
Steals	3 vs. Wake Forest (1/27)
FGM	3 (7 times) <i>latest:</i> vs. Northern Ky. (3/13)
FGA	8 vs. Southern Illinois (11/21)
3FGM	3 vs. George Mason (11/12) vs. Wake Forest (1/27)
3FGA	5 vs. Virginia Tech (2/24)
FT	8 vs. George Mason (11/12)
FTA	8 vs. George Mason (11/12)

2 Darius Perry Game-by-Game

Opponent	Date	GS	Min	FG	FGA	Pct	3-Point			Pct	Rebounds			Avg PF	FO	A	TO	Blk	Stl	Pts	Avg
							FG	FGA	Pct	FT	FTA	Pct	Off	Def	Tot						
GEORGE MASON	11/12/17	27	3	3	1,000	3	31.000	8	81.000	0	2	2	2.0	1	0	3	2	0	2	17	17.0
OMAHA	11/17/17	15	2	4	.500	0	2.000	5	51.000	0	1	1	1.5	2	0	1	2	0	2	9	13.0
SOU ILLINOIS	11/21/17	23	3	8	.375	1	4.250	3	31.000	0	1	1	1.3	0	0	7	1	1	0	10	12.0
ST. FRANCIS	11/24/17	14	0	3	.000	0	3.000	2	21.000	0	1	1	1.3	2	0	2	0	0	0	2	9.5
at Purdue	11/28/17	8	0	2	.000	0	2.000	0	0.000	0	0	0	1.2	1	0	1	1	0	0	0	7.6
SETON HALL	12/3/17	13	2	4	.500	0	2.000	0	0.000	0	0	0	1.2	1	0	1	0	0	1	4	7.0
SIENA	12/6/17	19	3	7	.429	1	4.250	0	0.000	0	0	0	1.0	4	0	1	5	0	1	7	7.0
INDIANA	12/9/17	12	0	1	.000	0	1.000	0	0.000	1	1	2	1.1	2	0	2	0	0	0	0	6.1
BRYANT	12/11/17	13	0	3	.000	0	2.000	2	21.000	0	1	1	1.1	4	0	4	0	0	0	2	5.7
vs MEMPHIS	12/16/17	7	1	3	.333	0	1.000	0	0.000	1	0	1	1.1	2	0	0	0	0	2	2	5.3
ALBANY	12/20/17	5	0	2	.000	0	1.000	1	2.500	0	0	0	1.0	0	0	1	0	0	0	1	4.9
GRAND CANYON	12/23/17	8	1	2	.500	1	11.000	0	0.000	0	1	1	1.0	2	0	1	2	0	0	3	4.8
at Kentucky	12/29/17	7	0	3	.000	0	2.000	0	0.000	0	0	0	0.9	4	0	0	0	0	0	0	4.4
PITTSBURGH	1/2/18	20	0	5	.000	0	2.000	0	0.000	0	2	2	1.0	3	0	0	2	1	1	0	4.1
at Clemson	1/6/18	4	0	1	.000	0	0.000	0	0.000	0	1	1	1.0	1	0	0	0	0	0	0	3.8
at Florida State	1/10/18	6	0	0	.000	0	0.000	0	0.000	0	1	1	1.0	1	0	1	0	0	0	0	3.6
VIRGINIA TECH	1/13/18	10	1	4	.250	1	2.500	0	0.000	1	0	1	1.0	1	0	1	1	0	0	3	3.5
at Notre Dame	1/16/18	14	0	1	.000	0	1.000	0	0.000	1	0	1	1.0	1	0	2	1	0	0	0	3.3
BOSTON COLLEGE	1/21/18	9	0	1	.000	0	1.000	0	0.000	0	0	0	0.9	0	0	0	2	0	1	0	3.2
at Miami	1/24/18	1	0	0	.000	0	0.000	0	0.000	0	1	1	1.0	1	0	0	1	0	0	0	3.0
WAKE FOREST	1/27/18	21	3	4	.750	3	4.750	0	0.000	0	3	3	1.0	2	0	2	0	0	3	9	3.3
at Virginia	1/31/18	7	0	1	.000	0	0.000	0	0.000	1	1	2	1.1	0	0	1	1	0	0	0	3.1
FLORIDA STATE	2/3/18	2	1	1	1.000	1	11.000	0	0.000	0	0	0	1.0	0	0	0	1	0	0	3	3.1
SYRACUSE	2/5/18	20	1	2	.500	1	2.500	0	0.000	0	2	2	1.1	4	0	4	0	0	0	3	3.1
GEORGIA TECH	2/8/18 *	25	3	6	.500	1	2.500	0	0.000	0	2	2	1.1	1	0	1	1	0	1	7	3.3
at Pittsburgh	2/11/18 *	34	2	2	1.000	1	11.000	2	21.000	0	3	3	1.2	2	0	7	3	0	2	7	3.4
NORTH CAROLINA	2/17/18 *	8	0	2	.000	0	1.000	3	4.750	0	0	0	1.1	2	0	0	1	1	0	3	3.4
at Duke	2/21/18	11	1	3	.333	1	2.500	0	0.000	0	0	0	1.1	2	0	2	1	0	1	3	3.4
at Virginia Tech	2/24/18	24	2	5	.400	2	5.400	2	21.000	0	0	0	1.1	3	0	3	1	0	0	8	3.6
VIRGINIA	3/1/18	9	0	0	.000	0	0.000	2	21.000	0	2	2	1.1	1	0	0	0	0	0	2	3.5
at NC State	3/3/18	21	1	5	.200	1	4.250	2	21.000	1	2	3	1.2	4	0	0	0	0	0	5	3.5
vs Florida State	3/7/18	23	3	6	.500	2	21.000	0	0.000	0	2	2	1.2	0	0	1	4	0	1	8	3.7
vs Virginia	3/8/18	9	0	2	.000	0	2.000	0	0.000	0	0	0	1.2	3	0	0	2	0	0	0	3.6
NORTHERN KY	3/13/18	20	3	7	.429	1	3.333	1	2.500	0	1	1	1.1	3	0	1	2	0	1	8	3.7
MIDDLE TENN	3/18/18	19	2	3	.667	1	11.000	3	4.750	0	1	1	1.1	1	0	3	0	0	1	8	3.8

2 Darius Perry Statistics

Year	GP	GS	Min	Avg	FG	FGA	Pct	3FG	3FGA	Pct	FT	FTA	Pct	OREB	DREB	Reb	Avg	PF	FO	Ast	TO	Blk	Stl	Pts	Avg
2017-18	35	3	488	13.9	38	106	.358	22	64	.344	36	40	.900	6	34	40	1.1	61	0	53	37	3	20	134	3.8
TOTAL	35	3	488	13.9	38	106	.358	22	64	.344	36	40	.900	6	34	40	1.1	61	0	53	37	3	20	134	3.8

G 6-1 175 Fr. - HS Crestwood, Ky. (South Oldham HS)

- Walk-on has played in seven games this season.
- Sprained his ankle in practice on Nov. 6 and missed the first five games.
- Averaged 21.4 points, 4.5 rebounds and 4.3 assists as a senior last season at South Oldham as the Dragons posted a 26-6 record and reached the Eighth Region semifinals.
- Honored as the 2017 Eighth Region Player of the Year, was a finalist for Kentucky's Mr. Basketball, a third team all-state honoree and was a three-time all-district selection.
- No. 2 all-time scorer for South Oldham with 1,233 career points in three seasons.
- His brother Michael is a junior guard at Thomas More College. His father Jeff is the principal at South Oldham and played basketball for Oldham County HS, leading them to the 1985 Kentucky Sweet 16. His father also played collegiate basketball at Morehead State and Transylvania. His uncles Tim and Jim Griffin played basketball at Kentucky Wesleyan.
- Born March 1, 1999 ... Major is sport exercise science.



Games With ...	Season	Career
Double-Figure scoring.....	0	0
5 or more rebounds	0	0
4 or more assists	0	0
A blocked shot	0	0
A steal	1	1
A three-pointer	0	0
20+ points.....	0	0

3 Jo Griffin Game-by-Game				3-Point				Rebounds																
Opponent	Date	GS	Min	FG	FGA	Pct	FG	FGA	Pct	FT	FTA	Pct	Off	Def	Tot	Avg	PF	FO	A	TO	Blk	Stl	Pts	Avg
SIENA	12/6/17	5	0	1	.000	0	0	.000	0	0	.000	0	0	0	0	0.0	1	0	0	0	0	0	0	0.0
BRYANT	12/11/17	6	0	1	.000	0	1	.000	0	0	.000	0	0	0	0	0.0	0	0	1	1	0	0	0	0.0
PITTSBURGH	1/2/18	3	0	0	.000	0	0	.000	0	0	.000	0	0	0	0	0.0	1	0	0	0	0	0	0	0.0
WAKE FOREST	1/27/18	1	0	0	.000	0	0	.000	0	0	.000	0	0	0	0	0.0	0	0	0	0	0	0	0	0.0
GEORGIA TECH	2/8/18	1	0	0	.000	0	0	.000	0	0	.000	0	0	0	0	0.0	0	0	0	0	1	0	0	0.0
at Pittsburgh	2/11/18	2	0	0	.000	0	0	.000	0	0	.000	0	0	0	0	0.0	0	0	1	0	0	0	0	0.0

Year	GP	GS	Min	Avg	FG	FGA	Pct	3FG	3FGA	Pct	FT	FTA	Pct	OReb	DReb	Reb	Avg	PF	FO	Ast	TO	Blk	Stl	Pts	Avg
2017-18	7	0	19	2.7	0	1	.000	0	1	.000	0	0	.000	0	0	0	0.0	2	0	2	1	0	1	0	0.0
TOTAL	7	0	19	2.7	0	1	.000	0	1	.000	0	0	.000	0	0	0	0.0	2	0	2	1	0	1	0	0.0

G 6-0 165 Fr. - HS Ft. Wayne, Ind. (Carroll HS)

- Walk-on guard made his first appearance of the season against Southern Illinois and scored six points in three minutes, burying a pair of three-pointers. He has made all four of his field goal attempts this season.
- Averaged 16.5 points, 2.9 rebounds and 2.6 assists as a senior at Carroll High School. He connected on 45 percent of his three-point attempts and 92.4 percent of his free throws.
- Scored 1,099 career points and made 161 three-pointers in his high school career at Carroll. He helped Carroll achieved a combined 68-21 record in three seasons.
- Also ran cross country at Carroll.
- Played with fellow UofL freshman Malik Williams on the Legit Basketball AAU team.
- His father Mark is the girls basketball coach at Carroll High School. He played basketball at Danville (Ill.) Community College. He mother Holly ran track and cross country at Anderson (Ind.) University.
- Born Sept. 15, 1997 ... Major is secondary education.



Games With ...	Season	Career
Double-Figure scoring.....	0	0
5 or more rebounds	0	0
4 or more assists	0	0
A blocked shot	0	0
A steal	0	0
A three-pointer	2	2
20+ points.....	0	0

12 Jacob Redding Game-by-Game												3-Point				Rebounds									
Opponent	Date	GS	Min	FG	FGA	Pct	FG	FGA	Pct	FT	FTA	Pct	Off	Def	Tot	Avg	PF	FO	A	TO	Blk	Stl	Pts	Avg	
SOU ILLINOIS	11/21/17	3	2	2	1.000	2	2	1.000	0	0	.000	0	0	0	0	0.0	0	0	0	0	0	0	6	6.0	
SIENA	12/6/17	2	1	1	1.000	0	0	.000	0	0	.000	0	0	0	0	0.0	0	0	0	0	0	0	2	4.0	
BRYANT	12/11/17	4	1	1	1.000	1	1	1.000	2	2	1.000	0	0	0	0	0.0	0	0	0	0	0	0	5	4.3	
WAKE FOREST	1/27/18	1	0	0	.000	0	0	.000	0	0	.000	0	0	0	0	0.0	0	0	0	0	0	0	0	3.3	
GEORGIA TECH	2/8/18	1	0	0	.000	0	0	.000	0	0	.000	0	0	0	0	0.0	0	0	0	0	0	0	0	2.6	
at Pittsburgh	2/11/18	2	0	0	.000	0	0	.000	0	0	.000	0	0	0	0	0.0	0	0	0	0	0	0	0	2.2	

Year	GP	GS	Min	Avg	FG	FGA	Pct	3FG	3FGA	Pct	FT	FTA	Pct	OReb	DReb	Reb	Avg	PF	FO	Ast	TO	Blk	Stl	Pts	Avg
2017-18	6	0	13	2.2	4	4	1.000	3	3	1.000	2	2	1.000	0	0	0	0.0	0	0	0	0	0	0	13	2.2
TOTAL	6	0	13	2.2	4	4	1.000	3	3	1.000	2	2	1.000	0	0	0	0.0	0	0	0	0	0	0	13	2.2

Points..... none
 Reb. none
 Asst..... 1 vs. Bryant (12/11)
 vs. Pittsburgh (2/11)
 Blocks none
 Steals 1 vs. Georgia Tech (2/8)
 FGM none
 FGA 1 vs. Bryant (12/11)
 3FGM none
 3FGA 1 vs. Bryant (12/11)
 FT none
 FTA none

Points..... 6 vs. Southern Illinois (11/21)
 Reb. none
 Asst..... none
 Blocks none
 Steals none
 FGM 2 vs. Southern Illinois (11/21)
 FGA 2 vs. Southern Illinois (11/21)
 3FGM 2 vs. Southern Illinois (11/21)
 3FGA 2 vs. Southern Illinois (11/21)
 FT 2 vs. Bryant (12/11)
 FTA 2 vs. Bryant (12/11)

4 Quentin Snider

G 6-2 175 Sr. - 3L Louisville, Ky. (Ballard HS)

■ Tri-captain is in his third year starting at point guard. He has scored in double figures in 22 games this season, including 20 of the last 30.

■ Led the ACC in three point percentage for conference games only, connecting on 40-of-87 threes for 46.0 percent.

■ Matched a career-high with 22 points at Virginia Tech, adding six assists while burying a career-best seven threes.

■ Preseason All-ACC second team selection.

■ Scored his 1,000th career point with his first basket against Notre Dame on Jan. 16 to become UofL's 68th career 1,000-point scorer (1,201 career points to date, currently 41st at UofL).

■ Ranks third in the ACC and is 36th in the nation in assists-to-turnovers ratio (2.75). He is 10th in the ACC in assists (4.1).

■ Tied a career-high with 22 points against Notre Dame while also dishing out a season-high matching seven assists.

■ Second in the ACC in free throw percentage, connecting on 86.6 percent. Buried a career-best eight free throws against Virginia Tech, going 8-of-8 from the line. He has been perfect from the line 15 times this season.

■ Pulled down a career-high seven rebounds against Seton Hall while scoring 15 points.

■ The Cardinals' leading returning scorer for the third straight year, averaging 12.4 points and 4.1 assists (8th in the ACC) a year ago.

■ Three-time 2017 All-ACC Academic Men's Basketball team selection.



4 Quentin Snider

Games With ...	Season	Career
Double-Figure scoring.....	22	59
6 or more rebounds	3	5
4 or more assists	20	58
A blocked shot	0	1
A steal	17	51
A three-pointer	29	86
20+ points	2	6

4 Quentin Snider Game-by-Game

Opponent	Date	GS	Min	FG	FGA	Pct	3FG	3FGA	Pct	FT	FTA	Pct	Off	Def	Tot	Avg	PF	FO	A	TO	Blk	Stl	Pts	Avg
GEORGE MASON	11/12/17	*	37	4	11	.364	1	6	.167	1	2	.500	0	6	6	6.0	1	0	3	2	0	0	10	10.0
OMAHA	11/17/17	*	29	2	9	.222	1	5	.200	2	21	.000	2	0	2	4.0	1	0	4	2	0	1	7	8.5
SOU ILLINOIS	11/21/17	*	26	2	8	.250	1	4	.250	0	0	.000	0	2	2	3.0	0	0	3	0	0	0	5	7.3
ST. FRANCIS	11/24/17	*	36	4	10	.400	2	6	.333	1	2	.500	0	2	2	3.0	1	0	6	1	0	1	11	8.3
at Purdue	11/28/17	*	39	1	6	.167	1	4	.250	0	0	.000	1	4	5	3.4	2	0	6	4	0	0	3	7.2
SETON HALL	12/3/17	*	37	6	16	.375	1	7	.143	2	21	.000	2	5	7	4.0	0	0	2	1	0	1	15	8.5
SIENA	12/6/17	*	30	4	7	.571	2	3	.667	6	61	.000	0	2	2	3.7	2	0	2	1	0	1	16	9.6
INDIANA	12/9/17	*	33	4	10	.400	0	3	.000	5	51	.000	0	2	2	3.5	1	0	5	1	0	0	13	10.0
BRYANT	12/11/17	*	22	6	8	.750	4	6	.667	1	2	.500	0	4	4	3.6	1	0	2	0	0	0	17	10.8
vs MEMPHIS	12/16/17	*	33	6	10	.600	3	4	.750	4	41	.000	0	3	3	3.5	3	0	5	3	0	1	19	11.6
ALBANY	12/20/17	*	34	5	7	.714	3	4	.750	6	7	.857	0	1	1	3.3	2	0	4	0	0	0	19	12.3
GRAND CANYON	12/23/17	*	32	4	10	.400	0	2	.000	4	41	.000	2	1	3	3.3	1	0	5	2	0	1	12	12.3
at Kentucky	12/29/17	*	29	3	11	.273	0	2	.000	1	11	.000	0	3	3	3.2	1	0	4	0	0	0	7	11.8
PITTSBURGH	1/2/18	*	27	7	13	.538	2	5	.400	3	4	.750	2	1	3	3.2	2	0	4	0	0	1	19	12.4
at Clemson	1/6/18	*	41	5	9	.556	1	3	.333	2	21	.000	1	3	4	3.3	2	0	5	4	0	2	13	12.4
at Florida State	1/10/18	*	38	3	9	.333	2	4	.500	1	3	.333	0	2	2	3.2	0	0	6	2	0	1	9	12.2
VIRGINIA TECH	1/13/18	*	34	4	8	.500	3	6	.500	8	81	.000	0	2	2	3.1	1	0	3	3	0	1	19	12.6
at Notre Dame	1/16/18	*	45	7	12	.583	2	5	.400	6	61	.000	0	3	3	3.1	1	0	7	3	0	1	22	13.1
BOSTON COLLEGE	1/21/18	*	30	2	8	.250	0	2	.000	3	4	.750	0	4	4	3.2	1	0	3	3	0	1	7	12.8
at Miami	1/24/18	*	43	6	15	.400	2	7	.286	4	41	.000	0	3	3	3.2	2	0	3	2	0	1	18	13.1
WAKE FOREST	1/27/18	*	20	5	7	.714	3	4	.750	2	21	.000	0	2	2	3.1	0	0	3	0	0	1	15	13.1
at Virginia	1/31/18	*	19	2	6	.333	1	11	.000	0	0	.000	0	1	1	3.0	1	0	2	1	0	0	5	12.8
FLORIDA STATE	2/3/18	*	35	4	11	.364	2	5	.400	5	6	.833	1	1	2	3.0	2	0	7	1	0	0	15	12.9
SYRACUSE	2/5/18	*	30	1	8	.125	1	5	.200	0	0	.000	1	0	1	2.9	0	0	0	2	0	0	3	12.5
GEORGIA TECH	2/8/18	*	30	0	5	.000	0	1	.000	4	41	.000	0	2	2	2.8	2	0	7	1	0	0	4	12.1
at Pittsburgh	2/11/18	*	21	4	8	.500	3	5	.600	0	0	.000	0	0	0	2.7	0	0	5	1	0	1	11	12.1
NORTH CAROLINA	2/17/18	*	35	4	15	.267	4	6	.667	0	0	.000	1	1	2	2.7	1	0	1	1	0	0	12	12.1
at Duke	2/21/18	*	34	2	6	.333	2	4	.500	0	0	.000	0	4	4	2.8	0	0	4	1	0	1	6	11.9
at Virginia Tech	2/24/18	*	37	7	15	.467	7	14	.500	1	2	.500	0	6	6	2.9	1	0	6	2	0	0	22	12.2
VIRGINIA	3/1/18	*	35	4	10	.400	3	6	.500	2	21	.000	0	0	0	2.8	1	0	0	1	0	0	13	12.2
at NC State	3/3/18	*	33	3	7	.429	2	4	.500	4	41	.000	0	1	1	2.7	1	0	6	3	0	0	12	12.2
vs Florida State	3/7/18	*	35	7	13	.538	3	7	.429	2	3	.667	2	3	5	2.8	2	0	6	0	0	0	19	12.4
vs Virginia	3/8/18	*	35	1	8	.125	1	4	.250	0	0	.000	0	2	2	2.8	1	0	3	2	0	0	3	12.2
NORTHERN KY	3/13/18	*	28	2	8	.250	2	4	.500	3	4	.750	0	2	2	2.7	1	0	3	1	0	0	9	12.1
MIDDLE TENN	3/18/18	*	26	2	6	.333	2	3	.667	1	2	.500	0	2	2	2.7	0	0	8	1	0	1	7	11.9

4 Quentin Snider Statistics

Year	GP	GS	Min	Avg	FG	FGA	Pct	3FG	3FGA	Pct	FT	FTA	Pct	OReb	DReb	Reb	Avg	PF	FO	Ast	TO	Blk	Stl	Pts	Avg
2014-15	36	10	589	16.4	53	152	.349	19	67	.284	21	38	.553	9	49	58	1.6	43	0	47	29	1	11	146	4.1
2015-16	31	24	861	27.8	103	256	.402	40	99	.404	45	60	.750	23	47	70	2.3	60	1	109	40	0	25	291	9.4
2016-17	28	28	877	31.3	116	301	.385	56	150	.373	59	82	.720	22	53	75	2.7	43	0	115	42	0	17	347	12.4
2017-18	35	35	1128	32.2	133	330	.403	67	161	.416	84	97	.866	15	80	95	2.7	38	0	143	52	0	18	417	11.9
TOTAL	130	97	3455	26.6	405	1039	.390	182	477	.382	209	277	.755	69	229	298	2.3	184	1	414	163	1	71	1201	9.2

■ Hit 30-of-63 three-pointers in his 11 ACC games last season (.476).

■ Honored as Kentucky's Mr. Basketball as a senior, Snider is the career leader in scoring and assists (633) at Ballard. His 2,442 points passed Allan Houston and DeJuan Wheat. His 371 three-pointers rank third in state history.

■ Born Feb. 14, 1995 ... Major is communication.

4 Quentin Snider Season Highs

Points.....	22 vs. Notre Dame (1/16)
	vs. Virginia Tech (2/24)
Reb.	7 vs. Seton Hall (12/3)
Asst.....	8 vs. Middle Tennessee (3/18)
Blocks	none
Steals.....	2 vs. Clemson (1/6)
FGM	7 (4 times) latest: vs. Florida State (3/7)
FGA	16 vs. Seton Hall (12/3)
3FGM	7 vs. Virginia Tech (2/24)
3FGA	14 vs. Virginia Tech (2/24)
FT	8 vs. Virginia Tech (1/13)
FTA	8 vs. Virginia Tech (1/13)

4 Quentin Snider Career Highs

Points.....	22 vs. Kentucky (12/21/16), Pittsburgh (1/11/17), Notre Dame (1/16/18), Virginia Tech (2/24)
Reb.	7 vs. Seton Hall (12/3/17)
Asst.....	8 vs. Grand Canyon (12/5/15), Kennesaw St. (12/16/15), Middle Tennessee (3/18)
Blocks	1 vs. Michigan State (3/29/15)
Steals.....	3 (3 times) latest: vs. Duke (1/14/17)
FGM	10 vs. Kentucky (12/21/16)
FGA	19 vs. Kentucky (12/21/16)
3FGM	7 vs. Virginia Tech (2/24/18)
3FGA	14 vs. Virginia Tech (2/24/18)
FT	8 vs. Virginia Tech (1/13/18)
FTA	11 vs. Old Dominion (11/23/16)

Louisville Most Career Points (1,000 Point Scorers)

Player	Years	Points
1. Darrell Griffith	1976-80	2,333
....		
36. Rodney McCray	1979-83	1,247
37. Bob Lochmueller	1949-52	1,218
38. Peyton Siva	2009-13	1,215
39. Kenny Reeves	1946-50	1,210
40. Jerry Smith	2006-10	1,203
41. Quentin Snider	2014-18	1,201

Louisville Most Career Three-Point Field Goals

Player	Years	3FGM
1. Taquan Dean	2002-06	359
2. DeJuan Wheat	1993-97	323
3. Reece Gaines	1999-03	225
4. Jerry Smith	2006-10	210
5. Edgar Sosa	2006-10	200
6. Preston Knowles	2007-11	198
7. Terrence Williams	2005-09	195
8. Quentin Snider	2015-18	182
9. Russ Smith	2010-14	180
Francisco Garcia	2002-05	180

5 Malik Williams

F/C 6-11 225 Fr. - HS Ft. Wayne, Ind. (Snider HS)

■ Has started 12 games, including the first 11 ACC games of the season. He has averaged 5.3 points and 2.9 rebounds in his 12 starting assignments.

■ Scored a career-high 14 points against Pittsburgh, while knocking down a career-high in three-pointers, making 4-of-5 shots from behind the arc.

■ Scored 10 points against Boston College, knocking down his two shots from behind the arc while pulling down five rebounds.

■ Started vs. Omaha and produced eight points, four rebounds and three blocked shots. Earned his second career start against Pittsburgh and finished with eight points and five rebounds, starting a streak of 11 straight starting roles.

■ Pulled down a career-high six rebounds against Bryant.


■ Power forward/center with good shooting range.

■ Averaged 23.6 points, 11.8 rebounds, 3.9 blocked shots and buried 44 three-pointers as a senior in leading Snider High School to a 17-7 record and the school's first Summit Athletic Conference championship since 2009. Snider advanced to the 4A sectional final before falling to eventual state runner-up North Side.

■ Career rebounding and blocked shots leader for Snider.

■ A first-team all-state choice, All-Summit Athletic Conference selection as a junior and senior and was one of four finalists for Indiana's Mr. Basketball.

■ Born Aug. 26, 1998 ... Major is business.



5 Malik Williams

Games With ...	Season	Career
Double-Figure scoring.....	3	3
5 or more rebounds	4	4
4 or more assists	0	0
A blocked shot	10	10
A steal	9	9
A three-pointer	10	10
20+ points	0	0

5 Malik Williams Season/Career Highs

Points..... 14 vs. Pittsburgh (2/11)

Reb. 6 vs. Bryant (12/11)

Asst..... 2 vs. Omaha (11/17)
vs. Virginia Tech (1/13)

Blocks 3 vs. Omaha (11/17)
vs. Florida State (2/3)

Steals..... 2 vs. Miami (1/24)
vs. Virginia Tech (1/13)

FGM 5 vs. Pittsburgh (2/11)

FGA 8 vs. Kentucky (12/29)

vs. Pittsburgh (1/2)

3FGM 4 vs. Pittsburgh (2/11)

3FGA 5 vs. Wake Forest (1/27)
vs. Pittsburgh (2/11)

FT..... 2 (4 times) *latest:* vs. Wake Forest (1/27)

FTA..... 3 vs. Boston College (1/21)

5 Malik Williams Game-by-Game

Opponent	Date	GS	Min	FG	FGA	Pct	FG	FGA	Pct	FT	FTA	Pct	Off	Def	Tot	Avg	PF	FO	A	TO	Blk	Stl	Pts	Avg
GEORGE MASON	11/12/17		4	0	0	.000	0	0	.000	2	21.000	1	0	1	1.0	1	0	0	0	0	0	2	2.0	
OMAHA	11/17/17	*	19	3	7	.429	1	3	.333	1	11.000	0	4	4	2.5	2	0	2	2	3	0	8	5.0	
SOU ILLINOIS	11/21/17		14	1	3	.333	0	2	.000	0	0.000	0	3	3	2.7	0	0	0	0	1	0	2	4.0	
ST. FRANCIS	11/24/17		DNP																					
at Purdue	11/28/17		10	0	4	.000	0	3	.000	0	0.000	1	1	2	2.5	2	0	0	0	0	0	0	3.0	
SETON HALL	12/3/17		12	1	3	.333	1	3	.333	0	0.000	0	3	3	2.6	1	0	0	0	0	0	3	3.0	
SIENA	12/6/17		11	2	4	.500	1	11.000	0	0.000	1	3	4	2.8	1	0	0	1	1	1	5	3.3		
INDIANA	12/9/17		12	3	4	.750	3	4	.750	0	0.000	0	4	4	3.0	1	0	0	0	0	0	9	4.1	
BRYANT	12/11/17		19	2	4	.500	0	1	.000	0	0.000	4	2	6	3.4	1	0	0	1	0	1	4	4.1	
vs MEMPHIS	12/16/17		6	0	1	.000	0	0	.000	0	0.000	1	0	1	3.1	2	0	0	0	1	0	0	3.7	
ALBANY	12/20/17		6	0	1	.000	0	0	.000	0	0.000	0	4	4	3.2	0	0	0	1	0	0	0	3.3	
GRAND CANYON	12/23/17		6	0	2	.000	0	2	.000	0	0.000	0	0	0	2.9	1	0	0	0	0	0	0	3.0	
at Kentucky	12/29/17		15	3	8	.375	1	4	.250	1	2.500	2	3	5	3.1	2	0	0	1	1	0	8	3.4	
PITTSBURGH	1/2/18	*	15	4	8	.500	0	3	.000	0	0.000	2	3	5	3.2	0	0	0	1	1	0	8	3.8	
at Clemson	1/6/18	*	8	0	2	.000	0	1	.000	0	0.000	0	2	2	3.1	0	0	0	1	0	0	0	3.5	
at Florida State	1/10/18	*	14	2	5	.400	1	2	.500	0	0.000	1	2	3	3.1	1	0	0	1	0	1	5	3.6	
VIRGINIA TECH	1/13/18	*	14	1	4	.250	1	3	.333	0	0.000	0	1	1	3.0	1	0	2	2	0	2	3	3.6	
at Notre Dame	1/16/18	*	11	0	1	.000	0	1	.000	2	21.000	1	2	3	3.0	0	0	0	0	0	0	2	3.5	
BOSTON COLLEGE	1/21/18	*	18	3	5	.600	2	21.000	2	3.667	3	2	5	3.1	2	0	0	0	0	0	11	3.8		
at Miami	1/24/18	*	12	3	5	.600	1	3	.333	0	0.000	3	0	3	3.1	3	0	0	0	0	2	7	4.0	
WAKE FOREST	1/27/18	*	16	1	7	.143	0	5	.000	2	21.000	1	4	5	3.2	1	0	0	0	1	0	4	4.0	
at Virginia	1/31/18	*	8	0	1	.000	0	1	.000	0	0.000	0	0	0	3.0	0	0	0	0	0	0	0	3.8	
FLORIDA STATE	2/3/18	*	17	3	5	.600	1	3	.333	0	1.000	0	2	2	3.0	4	0	0	0	3	1	7	4.0	
SYRACUSE	2/5/18	*	15	4	6	.667	0	2	.000	1	11.000	1	1	2	3.0	0	0	1	0	0	1	9	4.2	
GEORGIA TECH	2/8/18		14	4	5	.800	3	4	.750	0	2.000	1	2	3	3.0	2	0	0	0	0	0	11	4.5	
at Pittsburgh	2/11/18		14	5	7	.714	4	5	.800	0	0.000	0	4	4	3.0	0	0	0	0	0	0	14	4.8	
NORTH CAROLINA	2/17/18		5	1	2	.500	0	1	.000	0	0.000	0	0	0	2.9	1	0	0	0	0	0	2	4.7	
at Duke	2/21/18		8	0	3	.000	0	1	.000	0	0.000	0	0	0	2.8	1	0	0	0	1	1	0	4.6	
at Virginia Tech	2/24/18		4	0	1	.000	0	0	.000	0	0.000	0	0	0	2.7	0	0	0	0	0	1	0	4.4	
VIRGINIA	3/1/18		4	0	0	.000	0	0	.000	0	0.000	0	0	0	2.6	0	0	0	0	0	0	0	4.2	
at NC State	3/3/18		2	0	1	.000	0	1	.000	0	0.000	0	1	1	2.5	0	0	0	0	0	0	0	4.1	
vs Florida State	3/7/18		0	0	0	.000	0	0	.000	0	0.000	0	0	0	2.5	0	0	0	0	0	0	0	4.0	
vs Virginia	3/8/18		DNP																					
NORTHERN KY	3/13/18		5	0	1	.000	0	1	.000	0	0.000	0	1	1	2.4	0	0	0	0	0	0	0	3.8	
MIDDLE TENN	3/18/18		DNP																					

5 Malik Williams Statistics

Year	GP	GS	Min	Avg	FG	FGA	Pct	3FG	3FGA	Pct	FT	FTA	Pct	OReb	DReb	Reb	Avg	PF	FO	Ast	TO	Blk	Stl	Pts	Avg
2017-18	32	12	337	10.5	46	110	.418	20	62	.323	11	16	.688	23	54	77	2.4	30	0	5	11	13	12	123	3.8
TOTAL	32	12	337	10.5	46	110	.418	20	62	.323	11	16	.688	23	54	77	2.4	30	0	5	11	13	12	123	3.8

13 Ray Spalding

F 6-10 225 Jr. - 2L Louisville, Ky. (Trinity HS)

- Three-time All-ACC Academic team choice.
- 2018 Honorable mention All-ACC selection.
- Starter at power forward is UofL's leader in rebounding (8.6, sixth in the ACC and 62nd nationally) and steals (1.5, 10th in the ACC).

■ Scored his 800th career point with an 18 point effort against Middle Tennessee in the NIT Second Round.

■ Blocked his 100th career shot against Virginia. Has a career total of 108 rejections, sixth among active ACC leaders in career blocks.

■ Produced two consecutive double-doubles against North Carolina and Duke with 18 points and 12 rebounds against the Tar Heels and 17 points and 10 rebounds vs. the Blue Devils.

■ Scored a career-high 23 points and pulled down 12 rebounds in the Cards' win over Notre Dame, his eighth double-double of the season and 10th of his career.

■ Didn't start against Syracuse after spraining his ankle in the previous game vs. Florida State, but led the Cards with 18 points and nine rebounds.

■ Pulled down a career-high 16 rebounds against Grand Canyon along with two blocks and three steals.

■ Totaled 16 points and 14 rebounds at Clemson.

■ Has pulled down at least eight rebounds in 19 of the last 28 games.

■ Third in the ACC in offensive rebounds (3.09 per game, 38th in the nation) and he is ninth in



13 Ray Spalding

Games With ...	Season	Career
Double-Figure scoring....	24	36
6 or more rebounds	28	51
4 or more assists	0	0
A blocked shot	24	54
A steal	29	64
A three-pointer	4	5
20+ points	2	2

13 Ray Spalding Game-by-Game

Opponent	Date	GS	Min	FG	FGA	Pct	3-Point FG	3-Point FGA	3-Point Pct	FT	FTA	Pct	Rebounds Off	Rebounds Def	Rebounds Tot	Avg PF	FO	A	TO	Blk	Stl	Pts	Avg
GEORGE MASON	11/12/17	*	29	1	6	.167	0	1	.000	0	0	.000	3	4	7	7.0	5	1	3	1	3	2	2.0
OMAHA	11/17/17	*	27	9	18	.500	1	11	.000	0	0	.000	6	5	11	9.0	2	0	2	2	3	2	10.5
SOU ILLINOIS	11/21/17	*	16	3	7	.429	0	1	.000	2	21	.000	3	3	6	8.0	3	0	1	1	0	0	8.9
ST. FRANCIS	11/24/17	*	26	8	10	.800	0	0	.000	3	4	.750	6	7	13	9.3	2	0	1	3	5	1	19.2
at Purdue	11/28/17	*	30	3	10	.300	1	2	.500	1	2	.500	2	7	9	9.2	4	0	0	2	0	3	11.2
SETON HALL	12/3/17	*	17	1	5	.200	0	1	.000	0	0	.000	2	6	8	9.0	3	0	1	4	0	1	2.9
SIENA	12/6/17	*	23	3	6	.500	0	0	.000	4	5	.800	2	8	10	9.1	4	0	2	1	4	4	10.9
INDIANA	12/9/17	*	30	4	8	.500	1	2	.500	1	2	.500	6	8	14	9.8	3	0	2	0	5	0	10.8
BRYANT	12/11/17	*	24	4	8	.500	0	1	.000	3	4	.750	3	6	9	9.7	2	0	3	0	2	3	11.9
vs MEMPHIS	12/16/17	*	34	4	9	.444	0	0	.000	4	41	.000	3	6	9	9.6	4	0	1	2	5	1	12.0
ALBANY	12/20/17	*	16	3	4	.750	0	0	.000	1	2	.500	1	2	3	9.0	4	0	0	2	1	1	7.9
GRAND CANYON	12/23/17	*	36	8	13	.615	0	1	.000	5	9	.556	6	10	16	9.6	2	0	1	2	3	21	10.8
at Kentucky	12/29/17	*	28	6	11	.545	0	0	.000	0	1	.000	6	5	11	9.7	3	0	1	2	1	1	12.0
PITTSBURGH	1/2/18	*	16	2	5	.400	0	1	.000	6	10	.600	1	2	3	9.2	3	0	2	0	0	2	10.8
at Clemson	1/6/18	*	29	8	16	.500	0	1	.000	0	0	.000	4	10	14	9.5	5	1	1	2	2	1	16.1
at Florida State	1/10/18	*	29	6	12	.500	0	1	.000	3	4	.750	5	1	6	9.3	3	0	1	0	2	2	15.1
VIRGINIA TECH	1/13/18	*	16	2	4	.500	0	0	.000	2	21	.000	3	2	5	9.1	4	0	1	3	4	0	6.1
at Notre Dame	1/16/18	*	47	10	16	.625	0	0	.000	3	31	.000	5	7	12	9.2	4	0	2	3	0	2	23.1
BOSTON COLLEGE	1/21/18	*	25	2	5	.400	0	0	.000	1	2	.500	0	11	11	9.3	3	0	1	3	1	1	5.1
at Miami	1/24/18	*	34	4	7	.571	0	0	.000	1	5	.200	5	8	13	9.5	3	0	1	2	5	2	9.1
WAKE FOREST	1/27/18	*	18	2	4	.500	0	1	.000	2	3	.667	3	2	5	9.3	2	0	1	1	2	2	6.1
at Virginia	1/31/18	*	33	8	10	.800	0	1	.000	0	0	.000	1	6	7	9.2	3	0	1	3	0	1	16.2
FLORIDA STATE	2/3/18	*	32	5	10	.500	0	0	.000	3	5	.600	3	6	9	9.2	2	0	2	3	2	3	13.3
SYRACUSE	2/5/18	*	28	7	8	.875	0	0	.000	4	6	.667	3	6	9	9.2	4	0	3	1	0	1	18.6
GEORGIA TECH	2/8/18	*	21	4	8	.500	0	0	.000	3	4	.750	1	3	4	9.0	2	0	0	0	1	0	11.6
at Pittsburgh	2/11/18	*	19	3	5	.600	0	0	.000	2	4	.500	1	5	6	8.8	4	0	1	0	0	2	8.1
NORTH CAROLINA	2/17/18	*	36	8	14	.571	0	0	.000	2	3	.667	5	7	12	9.0	0	0	1	4	1	2	18.7
at Duke	2/21/18	*	34	8	14	.571	0	0	.000	1	3	.333	4	6	10	9.0	2	0	1	2	0	0	17.9
at Virginia Tech	2/24/18	*	24	6	12	.500	0	0	.000	0	2	.000	2	5	7	8.9	4	0	0	1	1	0	12.9
VIRGINIA	3/1/18	*	28	5	7	.714	0	0	.000	6	9	.667	3	6	9	8.9	4	0	1	1	2	1	16.2
at NC State	3/3/18	*	25	6	12	.500	0	0	.000	0	0	.000	1	5	6	8.8	3	0	0	2	0	0	12.0
vs Florida State	3/7/18	*	25	8	13	.615	1	11	.000	1	2	.500	3	1	4	8.7	2	0	1	1	2	1	18.2
vs Virginia	3/8/18	*	39	5	11	.455	0	0	.000	6	61	.000	4	2	6	8.6	2	0	3	0	0	2	16.2
NORTHERN KY	3/13/18	*	36	3	8	.375	0	1	.000	1	4	.250	1	12	13	8.7	2	0	2	2	4	3	7.2
MIDDLE TENN	3/18/18	*	29	8	11	.727	0	0	.000	2	21	.000	1	3	4	8.6	1	0	2	0	1	2	18.2

13 Ray Spalding Statistics

Year	GP	GS	Min	Avg	FG	FGA	Pct	3FG	3FGA	Pct	FT	FTA	Pct	OREB	DREB	REB	Avg	PF	FO	Ast	TO	Blk	Stl	Pts	Avg
2015-16	30	6	525	17.5	70	125	.560	1	3	.333	28	56	.500	50	80	130	4.3	66	0	16	27	20	28	169	5.6
2016-17	34	8	653	19.2	79	134	.590	0	3	.000	42	77	.545	65	123	188	5.5	88	3	27	43	29	22	200	5.9
2017-18	35	33	959	27.4	177	327	.541	4	17	.235	73	114	.640	108	193	301	8.6	103	2	44	57	59	53	431	12.3
TOTAL	99	47	2137	21.6	326	586	.556	5	23	.217	143	247	.579	223	396	619	6.3	257	5	87	127	108	103	800	8.1

the ACC in blocked shots (1.69, 77th in the nation).

■ Has improved his free throw percentage to 64.0 percent this season, up from 54.5 last year.

■ Recorded his second consecutive double-double with 10 points and a career-high 14 rebounds against Indiana. Also tied a career-high with five blocks in the game.

■ Added 10+ pounds of muscle to his frame from a year ago.

■ His 7-6 wingspan aids him in leading the team in deflections in nearly every practice.

■ Started five games at power forward as a sophomore and was one of three Cardinals to play in all 34 games.

■ Two-time first team all-state selection who led Trinity to a 24-6 record as a senior and a 118-21 record in his 4 years.

■ His uncle Manuel Forrest played for Louisville (1981-82, 1983-85), who averaged 12.8 points and 5.0 rebounds his senior year with the Cardinals.

■ Born March 11, 1997 ... Major is communication.

13 Ray Spalding Season Highs

Points..... 23 vs. Notre Dame (1/16)

Reb. 16 vs. Grand Canyon (12/23)

Asst..... 3 vs. Bryant (12/11)

vs. Syracuse (2/5)

Blocks 5 (4 times) latest: vs. Miami (1/24)

Steals 4 vs. Siena (12/6)

FGM 10 vs. Notre Dame (1/16)

FGA 18 vs. Omaha (11/17)

3FGM 1 (4 times) latest: vs. Florida State (3/7)

3FGA 2 vs. Purdue (11/28)

vs. Indiana (12/9)

FT 6 (3 times) latest: vs. Virginia (3/8)

FTA 10 vs. Pittsburgh (1/2)

13 Ray Spalding Career Highs

Points..... 23 vs. Notre Dame (1/16/18)

Reb. 16 vs. Grand Canyon (12/23/17)

Asst..... 3 (5 times) latest: vs. Syracuse (2/5/18)

Blocks 5 (4 times) latest: vs. Miami (1/24/18)

Steals 4 vs. North Florida (11/21/15)

vs. Siena (12/6/17)

FGM 10 vs. Notre Dame (1/16/18)

FGA 18 vs. Omaha (11/17/17)

3FGM 1 (5 times) latest: vs. Florida State (3/7/18)

3FGA 2 vs. Purdue (11/28/17)

vs. Indiana (12/9/17)

FT 6 vs. Pittsburgh (1/2/18)

FTA 10 vs. Pittsburgh (1/2/18)

14 Anas Mahmoud

F/C 7-0 230 Sr. - 3L Cairo, Egypt (West Oaks Academy / Orlando, Fla.)

- Named to the 2018 ACC All-Defensive team.
- Leads the ACC and ranks ninth in the nation in blocked shots, averaging 2.94 blocks a game. His nine blocks against Siena and Albany were career highs.
- Scored his 500th career point against Virginia Tech and recorded his 200th career block.

■ Has blocked a shot in 86 career games and in 32 games this season. His 103 swats this year are the second-best in a single season at UofL. He ranks third in career blocks at UofL with 217 and is second among current ACC players in career blocked shots and 11th among active NCAA Division I players.

■ Three of his four blocked shots at Notre Dame came in the two overtime periods as UofL claimed the road victory.

■ Contributed eight points, six rebounds and four blocked shots at Florida State, rejecting three shots in the final 1:26 of the game.

■ Was one block away from a triple-double against Siena, tying a career-high with 17 points and adding a career-high 13 rebounds and nine blocks. Also tied a career-high with 17 points against Bryant.

■ Tri-captain was a 2017 All-ACC Academic Men's Basketball team selection.

■ Last season was second in the ACC and 38th in the nation in blocked shots (2.10 bpg).



14 Anas Mahmoud

Games With ...	Season	Career
Double-Figure scoring.....	10	17
6 or more rebounds	14	24
4 or more assists	0	0
A blocked shot	32	86
A steal	22	48
A three-pointer.....	0	0
20+ points.....	0	0

14 Anas Mahmoud Game-by-Game

Opponent	Date	GS	Min	FG	FGA	Pct	FG	FGA	Pct	FT	FTA	Pct	Off	Def	Tot	Avg	PF	FO	A	TO	Blk	Stl	Pts	Avg
GEORGE MASON	11/12/17	*	28	2	4	.500	0	0	.000	2	7	.286	2	7	9	9.0	0	0	1	1	2	1	6	6.0
OMAHA	11/17/17		22	5	9	.556	0	0	.000	0	0	.000	2	6	8	8.5	2	0	1	2	8	0	10	8.0
SOU ILLINOIS	11/21/17	*	23	1	3	.333	0	0	.000	0	0	.000	2	3	5	7.3	0	0	2	1	3	1	2	6.0
ST. FRANCIS	11/24/17	*	36	6	10	.600	0	0	.000	0	0	.000	4	5	9	7.8	1	0	2	0	2	2	12	7.5
at Purdue	11/28/17	*	26	4	8	.500	0	0	.000	3	4	.750	4	4	8	7.8	4	0	1	1	1	1	11	8.2
SETON HALL	12/3/17	*	20	0	0	.000	0	0	.000	0	0	.000	1	0	1	6.7	2	0	0	1	5	2	0	6.8
SIENA	12/6/17	*	26	8	12	.667	0	0	.000	1	11	.000	4	9	13	7.6	2	0	1	4	9	1	17	8.3
INDIANA	12/9/17	*	20	4	7	.571	0	0	.000	2	21	.000	2	5	7	7.5	5	1	0	2	0	1	10	8.5
BRYANT	12/11/17	*	18	8	10	.800	0	0	.000	1	2	.500	5	4	9	7.7	0	0	1	0	3	0	17	9.4
vs MEMPHIS	12/16/17	*	28	2	3	.667	0	0	.000	0	0	.000	0	2	2	7.1	1	0	1	2	7	2	4	8.9
ALBANY	12/20/17	*	32	4	10	.400	0	0	.000	1	4	.250	6	1	7	7.1	1	0	1	0	9	2	9	8.9
GRAND CANYON	12/23/17	*	33	3	4	.750	0	0	.000	1	2	.500	2	3	5	6.9	0	0	2	2	3	1	7	8.8
at Kentucky	12/29/17	*	16	2	3	.667	0	0	.000	0	0	.000	1	3	4	6.7	5	1	0	2	1	1	4	8.4
PITTSBURGH	1/2/18		21	3	3	1.000	0	0	.000	1	2	.500	1	4	5	6.6	1	0	1	2	2	1	7	8.3
at Clemson	1/6/18		22	3	6	.500	0	0	.000	0	2	.000	1	2	3	6.3	1	0	1	2	0	0	6	8.1
at Florida State	1/10/18		30	4	6	.667	0	0	.000	0	0	.000	3	3	6	6.3	3	0	2	1	4	0	8	8.1
VIRGINIA TECH	1/13/18		19	2	6	.333	0	0	.000	2	6	.333	2	3	5	6.2	3	0	1	1	1	1	6	8.0
at Notre Dame	1/16/18		27	2	3	.667	0	0	.000	0	2	.000	2	4	6	6.2	1	0	0	3	4	0	4	7.8
BOSTON COLLEGE	1/21/18		14	0	1	.000	0	0	.000	0	0	.000	0	1	1	5.9	2	0	0	0	3	2	0	7.4
at Miami	1/24/18		35	6	8	.750	0	0	.000	3	4	.750	1	4	5	5.9	2	0	2	2	4	1	15	7.8
WAKE FOREST	1/27/18		24	4	11	.364	0	0	.000	1	2	.500	0	4	4	5.8	2	0	1	1	2	0	9	7.8
at Virginia	1/31/18		29	2	5	.400	0	0	.000	0	0	.000	2	1	3	5.7	1	0	2	2	1	0	4	7.6
FLORIDA STATE	2/3/18		25	3	5	.600	0	0	.000	0	1	.000	2	2	4	5.6	5	1	2	0	1	0	6	7.6
SYRACUSE	2/5/18	*	30	4	9	.444	0	0	.000	2	5	.400	0	6	6	5.6	2	0	3	2	1	1	10	7.7
GEORGIA TECH	2/8/18	*	29	6	10	.600	0	0	.000	0	0	.000	3	4	7	5.7	1	0	1	1	2	2	12	7.8
at Pittsburgh	2/11/18	*	26	6	9	.667	0	0	.000	2	21	.000	0	5	5	5.7	2	0	0	0	2	1	14	8.1
NORTH CAROLINA	2/17/18	*	19	1	1	1.000	0	0	.000	1	2	.500	0	2	2	5.5	2	0	0	3	3	1	3	7.9
at Duke	2/21/18	*	23	1	3	.333	0	0	.000	0	0	.000	1	3	4	5.5	4	0	1	1	2	1	2	7.7
at Virginia Tech	2/24/18		16	2	3	.667	0	0	.000	0	0	.000	2	3	5	5.4	0	0	1	1	2	0	4	7.6
VIRGINIA	3/1/18	*	21	1	3	.333	0	0	.000	0	0	.000	0	2	2	5.3	4	0	1	2	0	0	2	7.4
at NC State	3/3/18	*	26	3	4	.750	0	0	.000	0	0	.000	3	3	6	5.4	1	0	0	3	5	2	6	7.3
vs Florida State	3/7/18	*	28	1	6	.167	0	0	.000	3	6	.500	2	4	6	5.4	4	0	3	0	5	1	5	7.3
vs Virginia	3/8/18	*	21	2	4	.500	0	0	.000	1	2	.500	0	4	4	5.3	1	0	2	1	2	0	5	7.2
NORTHERN KY	3/13/18	*	10	1	4	.250	0	0	.000	0	0	.000	0	2	2	5.2	0	0	0	0	2	0	2	7.0
MIDDLE TENN	3/18/18		10	1	2	.500	0	0	.000	0	0	.000	1	1	2	5.1	2	0	0	0	2	0	2	6.9

14 Anas Mahmoud Statistics

Year	GP	GS	Min	Avg	FG	FGA	Pct	3FG	3FGA	Pct	FT	FTA	Pct	OReb	DReb	Reb	Avg	PF	FO	Ast	TO	Blk	Stl	Pts	Avg
2014-15	30	2	236	7.9	13	25	.520	0	0	.000	9	12	.750	17	24	41	1.4	30	0	11	14	20	4	35	1.2
2015-16	22	2	288	13.1	29	62	.468	0	0	.000	13	33	.394	25	40	65	3.0	36	2	12	17	29	11	71	3.2
2016-17	31	15	580	18.7	76	122	.623	0	0	.000	24	52	.462	48	76	124	4.0	82	3	26	35	65	27	176	5.7
2017-18	35	22	833	23.8	107	195	.549	0	0	.000	27	58	.466	61	119	180	5.1	67	3	36	46	103	29	241	6.9
TOTAL	118	41	1937	16.4	225	404	.557	0	0	.000	73	155	.471	151	259	410	3.5	215	8	85	112	217	71	523	4.4

■ Blocked a shot in 29 of his 31 games as a junior. He blocked six shots in a game twice in 2016-17 (vs. Wichita State, Notre Dame).

■ Came to the United States in September 2013 for his senior year at West Oaks. He began playing basketball on club teams in Egypt when he was 12 and played later with Egyptian national teams.

■ Speaks four languages: English, Arabic, French and German.

■ Born May 5, 1995 ... Major is sport administration.

14 Anas Mahmoud Season Highs

Points..... 17 vs. Siena (12/6), Bryant (12/11)
 Reb..... 13 vs. Siena (12/6)
 Asst..... 3 vs. Syracuse (2/5), Florida State (3/7)
 Blocks..... 9 vs. Siena (12/6), Albany (12/20)
 Steals..... 2 (6 times) *latest*: vs. NC State (3/3)
 FGM..... 8 vs. Siena (12/6), Bryant (12/11)
 FGA..... 12 vs. Siena (12/6)
 3FGM..... none
 3FGA..... none
 FT..... 3 (3 times) *latest*: vs. Florida State (3/7)
 FTA..... 7 vs. George Mason (11/12)

14 Anas Mahmoud Career Highs

Points..... 17 (3 times) *latest*: vs. Bryant (12/11/17)
 Reb..... 13 vs. Siena (12/6/17)
 Asst..... 3 (4 times) *latest*: vs. Florida State (3/7/18)
 Blocks..... 9 vs. Siena (12/6/17), Albany (12/20/17)
 Steals..... 4 vs. Syracuse (2/26/17)
 FGM..... 8 vs. Siena (12/6/17), Bryant (12/11/17)
 FGA..... 12 vs. Siena (12/6/17)
 3FGM..... none
 3FGA..... none
 FT..... 5 vs. Duke (1/14/17)
 FTA..... 7 vs. Duke (1/14/17)
 vs. George Mason (11/12/17)

Louisville Most Blocked Shots / Career

Player	Years	Blocks
1. Pervis Ellison	1985-89	374
2. Gorgui Dieng	2010-13	267
3. Anas Mahmoud	2014-18	217
4. Charles Jones	1980-84	208
5. Billy Thompson	1982-86	185

Louisville Most Blocked Shots / Season

Player	Year	Blocks
1. Gorgui Dieng	2011-12	128
2. Anas Mahmoud	2017-18	103
3. Pervis Ellison	1987-88	102

Louisville Most Blocked Shots / Game

Player	Date	Blocks
1. Samaki Walker	1-1-95	11
2. Charles Jones	2-22-83	10
3. Anas Mahmoud	12-20-17	9
Anas Mahmoud	12-6-17	9
Pervis Ellison	2-28-87	9
Kendall Darte	12-7-03	9
7. Anas Mahmoud	11-17-17	8
Billy Thompson	2-10-86	8
Pervis Ellison	12-8-88	8

22 Deng Adel

G/F 6-7 200 Jr. - 2L Melbourne, Australia (Victory Rock Prep / Bradenton, Fla.)

- Three-time All-ACC Academic team choice.
- 2018 Honorable mention All-ACC selection.
- Enters the Mississippi State game needing 13 points to become the Cardinals' 69th career 1,000 point scorer.

- Scoring leader (15.1 ppg, 14th in the ACC) has nine 20-point scoring efforts in his last 36 games stretching back to the end of last season, including seven games this season (20 points in three of the last eight).

- Scored 20 points -- 16 in the second half -- with four rebounds vs. Northern Kentucky in the first round of the NIT.

- Has scored in double-figures in 34 of his last 38 games, dating back to last season (31 this season, 57 for his career). He has been the Cardinals' scoring leader on 14 occasions this year.

- Approached a triple-double at Virginia Tech with 10 points, nine rebounds and a career-high eight assists.

- Sat out the Georgia Tech and Pittsburgh games with an ankle injury suffered against Syracuse. He returned to action against North Carolina, scoring 20 points and dishing out six assists.

- Produced his fourth career double-double and third in his last nine games with 18 points and 10 rebounds against Boston College, all in the second half.

- Scored a career-high 27 points against Virginia Tech. He knocked down a career-high 10 field goals while also tying a season-high with 11 rebounds for his third career double-double.



22 Deng Adel

Games With ...	Season	Career
Double-Figure scoring.....	31	57
6 or more rebounds	13	25
4 or more assists	10	15
A blocked shot	10	20
A steal	15	34
A three-pointer	24	53
20+ points	7	9

22 Deng Adel Game-by-Game

Opponent	Date	GS	Min	FG	FGA	Pct	3-Point	Rebounds	Avg	PF	FO	A	TO	Blk	Stl	Pts	Avg
GEORGE MASON	11/12/17	*	39	9	17	.529	1 5 .200	1 2 .500	0 4 4	4.0	3	0	3	3	2	0	20.0
OMAHA	11/17/17	*	34	7	8	.875	0 1 .000	7 8 .875	0 8 8	6.0	2	0	4	2	1	21.0	20.5
SOU ILLINOIS	11/21/17	*	27	5	11	.455	0 3 .000	6 7 .857	2 5 7	6.3	2	0	1	3	1	4	16.0
ST. FRANCIS	11/24/17	*	34	4	10	.400	2 6 .333	3 5 .600	0 3 3	5.5	0	0	4	0	0	0	13.0
at Purdue	11/28/17	*	38	5	15	.333	1 11 .000	2 21 .000	1 3 4	5.2	1	0	2	4	0	2	13.0
SETON HALL	12/3/17	*	36	7	12	.583	0 2 .000	6 61 .000	1 4 5	5.2	0	0	2	4	2	1	20.0
SIENA	12/6/17	*	25	4	9	.444	0 2 .000	1 3 .333	2 0 2	4.7	2	0	5	1	0	0	9.0
INDIANA	12/9/17	*	33	6	15	.400	4 8 .500	0 0 .000	0 1 1	4.3	0	0	1	3	0	1	16.0
BRYANT	12/11/17	*	22	6	10	.600	2 4 .500	3 31 .000	0 0 0	3.8	0	0	4	1	0	0	17.0
vs MEMPHIS	12/16/17	*	34	5	11	.455	5 8 .625	0 0 .000	0 3 3	3.7	2	0	3	2	0	1	15.0
ALBANY	12/20/17	*	33	5	11	.455	1 4 .250	2 21 .000	0 3 3	3.6	1	0	1	2	0	0	13.0
GRAND CANYON	12/23/17	*	32	5	14	.357	1 6 .167	3 4 .750	0 1 1	3.4	1	0	2	1	1	1	14.0
at Kentucky	12/29/17	*	36	4	12	.333	1 6 .167	4 41 .000	0 4 4	3.5	0	0	3	3	1	0	13.0
PITTSBURGH	1/2/18	*	29	5	8	.625	0 1 .000	2 4 .500	0 6 6	3.6	1	0	2	4	0	1	12.0
at Clemson	1/6/18	*	42	5	11	.455	0 2 .000	4 41 .000	1 10 11	4.1	2	0	2	4	0	0	14.0
at Florida State	1/10/18	*	36	5	12	.417	1 5 .200	5 6 .833	0 6 6	4.3	2	0	5	2	1	1	16.0
VIRGINIA TECH	1/13/18	*	37	10	15	.667	4 6 .667	3 4 .750	2 9 11	4.6	2	0	3	2	1	0	27.0
at Notre Dame	1/16/18	*	42	6	12	.500	2 5 .400	0 0 .000	0 4 4	4.6	0	0	2	3	0	0	14.0
BOSTON COLLEGE	1/21/18	*	29	6	10	.600	2 3 .667	4 7 .571	1 9 10	4.9	3	0	5	2	0	1	18.0
at Miami	1/24/18	*	41	4	16	.250	1 5 .200	4 7 .571	1 4 5	4.9	4	0	0	0	1	1	13.0
WAKE FOREST	1/27/18	*	24	6	13	.462	2 3 .667	0 0 .000	1 3 4	4.9	0	0	4	2	0	0	14.0
at Virginia	1/31/18	*	34	5	9	.556	3 5 .600	2 21 .000	0 5 5	4.9	1	0	2	1	0	0	15.0
FLORIDA STATE	2/3/18	*	39	6	17	.353	4 10 .400	3 4 .750	0 8 8	5.0	1	0	1	0	0	0	19.0
SYRACUSE	2/5/18	*	31	2	9	.222	0 6 .000	6 7 .857	2 6 8	5.1	4	0	5	3	0	0	10.0
GEORGIA TECH	2/8/18	DNP															
at Pittsburgh	2/11/18	DNP															
NORTH CAROLINA	2/17/18	*	30	8	12	.667	2 4 .500	2 4 .500	0 4 4	5.1	2	0	6	1	0	2	20.0
at Duke	2/21/18	*	33	4	13	.308	1 5 .200	1 11 .000	3 2 5	5.1	1	0	1	4	0	0	10.0
at Virginia Tech	2/24/18	*	32	2	10	.200	0 3 .000	6 7 .857	3 6 9	5.2	3	0	8	4	0	1	10.0
VIRGINIA	3/1/18	*	38	5	16	.313	2 5 .400	6 8 .750	0 6 6	5.3	0	0	4	3	0	0	18.0
at NC State	3/3/18	*	34	7	15	.467	1 3 .333	5 6 .833	1 6 7	5.3	2	0	3	2	0	0	20.0
vs Florida State	3/7/18	*	38	6	13	.462	2 4 .500	1 2 .500	0 8 8	5.4	1	0	2	1	0	1	15.0
vs Virginia	3/8/18	*	38	3	9	.333	3 6 .500	4 41 .000	0 4 4	5.4	2	0	1	2	0	0	13.0
NORTHERN KY	3/13/18	*	27	7	12	.583	1 2 .500	5 6 .833	0 4 4	5.3	1	0	0	2	0	0	20.0
MIDDLE TENN	3/18/18	*	21	0	1	.000	0 1 .000	0 0 .000	0 2 2	5.2	3	0	0	3	0	1	0.0

22 Deng Adel Statistics

Year	GP	GS	Min	Avg	FG	FGA	Pct	3FG	3FGA	Pct	FT	FTA	Pct	OREB	DREB	Reb	Avg	PF	FO	Ast	TO	Blk	Stl	Pts	Avg
2015-16	22	8	267	12.1	31	68	.456	7	20	.350	20	27	.741	10	36	46	2.1	23	0	14	26	1	6	89	4.0
2016-17	33	30	992	30.1	141	334	.422	44	127	.346	74	96	.771	23	124	147	4.5	61	1	70	45	12	20	400	12.1
2017-18	33	32	1098	33.3	174	388	.448	49	140	.350	101	129	.783	21	151	172	5.2	49	0	91	74	11	20	498	15.1
TOTAL	88	70	2357	26.8	346	790	.438	100	287	.348	195	252	.774	54	311	365	4.1	133	1	175	145	24	46	987	11.2

- Also scored at least 20 points this season with 21 vs. Omaha (7-of-8 FG) and 20 vs. George Mason, Seton Hall, North Carolina and NC State.

- Pulled down a season-high 11 rebounds against Clemson and scored 14 points in his second career double-double. Has four career double-doubles.

- A preseason All-ACC selection (second team), he is on the preseason watch lists for three player of the year awards (USBWA Oscar Robertson Trophy, Citizen Naismith Trophy and John Wooden Award), as well as the Julius Erving Small Forward of the Year award.

- Primary starter at small forward for the Cardinals as a sophomore, scoring in double digits in 22 games.

- Has a 7-0 wingspan.

- Was born in Sudan, Africa and moved to Australia as a child, following a similar path as former teammate Mangok Mathiang.

- Born Aug. 7, 1996 ... Major is communication.

22 Deng Adel Season Highs

Points..... 27 vs. Virginia Tech (1/13)

Reb..... 11 vs. Clemson (1/6)

vs. Virginia Tech (1/13)

Asst..... 8 vs. Virginia Tech (2/24)

Blocks..... 2 vs. George Mason (11/12)

vs. Seton Hall (12/3)

Steals..... 4 vs. Southern Illinois (11/21)

FGM..... 10 vs. Virginia Tech (1/13)

FGA..... 17 vs. George Mason (11/12)

vs. Florida State (2/3)

3FGM..... 5 vs. Memphis (12/16)

3FGA..... 10 vs. Florida State (2/3)

FT..... 7 vs. Omaha (11/17)

FTA..... 8 vs. Omaha (11/17)

22 Deng Adel Career Highs

Points..... 27 vs. Virginia Tech (1/13/18)

Reb..... 12 vs. Southern Illinois (12/7/16)

Asst..... 8 vs. Virginia Tech (2/24/18)

Blocks..... 3 vs. Texas Southern (12/10/16)

Steals..... 4 vs. William & Mary (11/14/16)

vs. Southern Illinois (11/21/17)

FGM..... 10 vs. Virginia Tech (1/13/17)

FGA..... 17 vs. George Mason (11/12/17)

vs. Florida State (2/3)

3FGM..... 5 vs. Memphis (12/16/17)

3FGA..... 10 vs. Miami (2/11/18)

vs. Florida State (2/3/18)

FT..... 7 (3 times) latest: vs. Omaha (11/17/17)

FTA..... 9 vs. Syracuse (2/26/17)

24 Dwayne Sutton

G/F 6-5 200 So. - Tr. Louisville, Ky. (Manual HS / UNC Asheville)

■ Over the last 12 games, he has averaged 5.3 points and 4.9 rebounds while connecting on 53.7 percent from the field (22-of-31), averaging 18.8 minutes per game in that stretch.

■ Started his second game of the season against Northern Kentucky in the NIT, contributing six points, six rebounds and a steal. He scored four points and grabbed three rebounds in his third start against Middle Tennessee.

■ Earned his first start against Virginia Tech, finishing the game with a career-high 17 points and 11 rebounds for his first career double-double. He also knocked down a career-high 6-of-8 free throws.

■ Good energy off the bench, ranking fourth on the team in rebounding (4.0) despite averaging 15.1 minutes a game.

■ Grabbed nine rebounds off the bench against Albany and had eight boards vs. Pitt. He would average 10.6 rebounds in prorated 40-minute statistics.

■ Had a solid game against Georgia Tech, finishing the game perfect from the field and the line while also dishing out two assists and pulling down three rebounds.

■ Has at least five rebounds in nine of the 18 games he has played at least 15 minutes.

■ Finished with 10 points, six rebounds and a career-high three blocks against Florida State in the ACC Tournament.

■ Redshirted the 2016-17 season as a walk-on after transferring to Louisville following his freshman year at UNC Asheville. He has earned a scholarship for this season.

■ Was UNC Asheville's second-leading scorer and top rebounder in 2015-16, averaging 12.0



24 Dwayne Sutton

Games With ...	Season	Career
Double-Figure scoring.....	3	3
5 or more rebounds	11	11
4 or more assists	0	0
A blocked shot	8	8
A steal	19	19
A three-pointer.....	11	11
20+ points.....	0	0

points and 7.7 rebounds as a freshman.

■ Earned Big South Tournament MVP when he produced season highs of 25 points and 18 rebounds against Winthrop in the championship game of the Big South Tournament.

■ Scored in double digits on 21 occasions and grabbed eight or more rebounds in 16 games and had three or more steals in six games.

■ The Seventh Region Player of the Year and first team all-state selection in 2014-15, Sutton led Manual High School to a 25-6 record and their first regional final appearance in 15 years.

■ Born Feb. 26, 1997 ... Major is sport administration.

24 Dwayne Sutton Season Highs

Points..... 17 vs. Virginia Tech (2/24)

Reb. 11 vs. Virginia Tech (2/24)

Asst..... 2 (3 times) *latest*: vs. Virginia Tech (2/24)

Blocks 3 vs. Florida State (3/7)

Steals 3 vs. Virginia Tech (1/13)

FGM 4 vs. Wake Forest (1/27)

vs. Virginia Tech (2/24)

FGA 8 vs. Wake Forest (1/27)

3FGM 3 vs. Virginia Tech (2/24)

3FGA 4 vs. Virginia Tech (2/24)

FT 6 vs. Virginia Tech (2/24)

FTA 8 vs. Virginia Tech (2/24)

24 Dwayne Sutton Game-by-Game

Opponent	Date	GS	Min	FG	FGA	Pct	FG	FGA	Pct	FT	FTA	Pct	Off	Def	Tot	Avg	PF	FO	A	TO	Blk	Stl	Pts	Avg
GEORGE MASON	11/12/17	6	0	1	.000	0	1	.000	0	0	.000	0	0	0	0	0.0	2	0	0	0	0	0	0	0.0
OMAHA	11/17/17	18	0	1	.000	0	1	.000	3	4	.750	3	7	10	5.0	1	0	0	1	0	0	3	1.5	
SOU ILLINOIS	11/21/17	16	3	4	.750	2	3	.667	0	0	.000	1	5	6	5.3	2	0	1	0	2	2	8	3.7	
ST. FRANCIS	11/24/17	14	3	4	.750	1	2	.500	0	0	.000	2	0	2	4.5	4	0	1	0	2	0	7	4.5	
at Purdue	11/28/17	5	1	1	1.000	0	0	.000	0	0	.000	0	1	1	3.8	3	0	0	0	0	0	2	4.0	
SETON HALL	12/3/17	20	3	6	.500	2	3	.667	1	2	.500	2	1	3	3.7	4	0	1	0	0	0	9	4.8	
SIENA	12/6/17	15	0	3	.000	0	2	.000	0	0	.000	3	3	6	4.0	2	0	0	1	0	2	0	4.1	
INDIANA	12/9/17	14	1	4	.250	0	2	.000	0	0	.000	0	3	3	3.9	1	0	0	2	0	1	2	3.9	
BRYANT	12/11/17	13	3	5	.600	2	3	.667	0	0	.000	1	3	4	3.9	1	0	0	1	0	1	8	4.3	
vs MEMPHIS	12/16/17	9	2	6	.333	2	3	.667	0	0	.000	1	1	2	3.7	1	0	1	0	0	0	6	4.5	
ALBANY	12/20/17	21	0	4	.000	0	2	.000	0	0	.000	0	9	9	4.2	3	0	0	0	0	0	0	4.1	
GRAND CANYON	12/23/17	18	2	3	.667	0	1	.000	3	4	.750	2	3	5	4.3	4	0	0	0	0	0	7	4.3	
at Kentucky	12/29/17	5	0	2	.000	0	1	.000	0	0	.000	0	0	0	3.9	2	0	0	1	0	0	0	4.0	
PITTSBURGH	1/2/18	16	0	1	.000	0	1	.000	3	4	.750	1	7	8	4.2	4	0	1	0	0	1	3	3.9	
at Clemson	1/6/18	28	2	4	.500	1	1	1.000	0	0	.000	1	2	3	4.1	2	0	1	2	2	2	5	4.0	
at Florida State	1/10/18	7	1	3	.333	0	2	.000	0	0	.000	0	2	2	4.0	1	0	0	0	1	0	2	3.9	
VIRGINIA TECH	1/13/18	12	2	3	.667	0	0	.000	0	0	.000	2	2	4	4.0	2	0	2	0	0	3	4	3.9	
at Notre Dame	1/16/18	2	0	1	.000	0	0	.000	0	0	.000	0	0	0	3.8	0	0	0	0	0	0	0	3.7	
BOSTON COLLEGE	1/21/18	14	1	4	.250	0	1	.000	0	2	.000	2	1	3	3.7	2	0	0	0	0	2	2	3.6	
at Miami	1/24/18	12	1	3	.333	0	1	.000	0	0	.000	1	2	3	3.7	3	0	0	0	0	0	2	3.5	
WAKE FOREST	1/27/18	17	4	8	.500	0	2	.000	5	6	.833	3	0	3	3.7	0	0	0	0	0	2	13	4.0	
at Virginia	1/31/18	18	2	4	.500	1	2	.500	0	0	.000	0	1	1	3.5	1	0	1	2	0	1	5	4.0	
FLORIDA STATE	2/3/18	4	0	0	.000	0	0	.000	0	0	.000	0	2	2	3.5	2	0	0	0	0	0	0	3.8	
SYRACUSE	2/5/18	6	0	1	.000	0	1	.000	0	0	.000	1	1	2	3.4	1	0	0	0	0	0	0	3.7	
GEORGIA TECH	2/8/18	15	1	1	1.000	1	1	1.000	2	2	1.000	0	3	3	3.4	0	0	2	1	0	1	5	3.7	
at Pittsburgh	2/11/18	12	1	1	1.000	0	0	.000	0	0	.000	0	6	6	3.5	1	0	1	0	2	0	2	3.7	
NORTH CAROLINA	2/17/18	24	3	3	1.000	0	0	.000	0	3	.000	1	3	4	3.5	2	0	0	0	1	2	6	3.7	
at Duke	2/21/18	12	2	5	.400	0	0	.000	1	1	1.000	1	3	4	3.5	2	0	1	1	1	2	5	3.8	
at Virginia Tech	2/24/18 *	36	4	6	.667	3	4	.750	6	8	.750	5	6	11	3.8	3	0	2	2	1	0	17	4.2	
VIRGINIA	3/1/18	27	1	3	.333	0	2	.000	0	0	.000	0	4	4	3.8	2	0	1	0	0	1	2	4.2	
at NC State	3/3/18	19	1	2	.500	0	0	.000	0	0	.000	0	7	7	3.9	2	0	2	1	0	1	2	4.1	
vs Florida State	3/7/18	21	4	7	.571	1	1	1.000	1	2	.500	2	4	6	4.0	1	0	1	1	3	1	10	4.3	
vs Virginia	3/8/18	16	2	4	.500	1	2	.500	0	0	.000	2	1	3	3.9	0	0	1	1	0	1	5	4.3	
NORTHERN KY	3/13/18 *	21	1	3	.333	0	1	.000	4	4	1.000	1	5	6	4.0	5	1	0	0	0	1	6	4.4	
MIDDLE TENN	3/18/18 *	16	2	5	.400	0	1	.000	0	0	.000	1	2	3	4.0	3	0	0	0	0	1	4	4.3	

24 Dwayne Sutton Statistics

Year	GP	GS	Min	Avg	FG	FGA	Pct	3FG	3FGA	Pct	FT	FTA	Pct	OReb	DReb	Reb	Avg	PF	FO	Ast	TO	Blk	Stl	Pts	Avg
2017-18	35	3	529	15.1	53	116	.457	17	47	.362	29	42	.690	39	100	139	4.0	69	1	20	17	13	28	152	4.3
TOTAL	35	3	529	15.1	53	116	.457	17	47	.362	29	42	.690	39	100	139	4.0	69	1	20	17	13	28	152	4.3

30 Ryan McMahon

G 6-0 175 So. - 1L Sarasota, Fla. (Cardinal Mooney HS)

■ Scored 10 points against Northern Kentucky and tied a career-high with 15 points against Middle Tennessee in the NIT, his fifth and sixth double-figure scoring games of the season. He has made 6-of-10 threes in the two NIT games.

■ 41 of his 52 field goals this season are three-pointers.

■ Connected on 25-of-60 three-pointers in UofL's 18 ACC games (.417). He has scored at least nine points in nine games and has made a three-pointer in 22 of his 28 games.

■ Knocked down a three-pointer and two free throws in the final minute at No. 23 Florida State to help lead the Cardinals to the road win.

■ Produced career-highs of five rebounds and four steals against Georgia Tech. Also tied his career high with five assists and a blocked shot while scoring six points.

■ Tied a career-high with 15 points against Albany, connecting on a career-high five three-pointers.

■ After nearly two months out with a broken rib, he saw his first action of the season against Indiana, scoring four points while dishing out three assists and collecting two steals in 11 minutes played.

■ Suffered a broken rib on his left side in a collision during UofL's first intrasquad scrimmage on Oct. 13 and had two full practices with the team before playing vs. Indiana. He had participated in non-contact drills for two weeks prior to that.



30 Ryan McMahon

Games With ...	Season	Career
Double-Figure scoring.....	6	7
6 or more rebounds	0	0
4 or more assists	2	4
A blocked shot	2	4
A steal	13	18
A three-pointer	22	32
20+ points	0	0

30 Ryan McMahon Game-by-Game

Opponent	Date	GS	Min	FG	FGA	Pct	3-Point				Rebounds				Avg PF	FO	A	TO	Blk	Stl	Pts	Avg
							FG	FGA	Pct	FT	FTA	Pct	Off	Def	Tot							
GEORGE MASON	11/12/17			DNP	-	broken rib																
OMAHA	11/17/17			DNP	-	broken rib																
SOU ILLINOIS	11/21/17			DNP	-	broken rib																
ST. FRANCIS	11/24/17			DNP	-	broken rib																
at Purdue	11/28/17			DNP	-	broken rib																
SETON HALL	12/3/17			DNP	-	broken rib																
SIENA	12/6/17			DNP	-	broken rib																
INDIANA	12/9/17	11	1	4	.250	1	4	.250	1	2	.500	0	1	1	1.0	2	0	3	1	0	2	4.0
BRYANT	12/11/17	10	1	3	.333	0	2	.000	0	0	.000	0	0	0	0.5	2	0	2	0	0	2	3.0
vs MEMPHIS	12/16/17	12	2	7	.286	2	6	.333	0	0	.000	1	1	2	1.0	3	0	2	0	0	1	6.0
ALBANY	12/20/17	18	5	10	.500	5	8	.625	0	0	.000	1	1	1	1.0	3	0	1	2	0	15	6.8
GRAND CANYON	12/23/17	14	1	5	.200	1	5	.200	0	0	.000	1	3	4	1.6	1	0	2	0	0	3	6.0
at Kentucky	12/29/17	16	0	4	.000	0	3	.000	2	21	.000	0	1	1	1.5	1	0	2	1	0	0	5.3
PITTSBURGH	1/2/18	13	4	4	1.000	2	21	1.000	0	0	.000	0	0	0	1.3	2	0	0	0	0	2	6.0
at Clemson	1/6/18	13	2	5	.400	2	5	.400	0	0	.000	0	1	1	1.3	2	0	1	1	0	0	6.0
at Florida State	1/10/18	16	3	6	.500	3	6	.500	2	21	.000	0	2	2	1.3	3	0	1	1	0	11	6.6
VIRGINIA TECH	1/13/18	25	4	6	.667	2	3	.667	0	0	.000	1	2	3	1.5	2	0	3	1	1	2	6.9
at Notre Dame	1/16/18	26	3	6	.500	3	6	.500	0	0	.000	0	0	0	1.4	3	0	1	1	0	0	7.1
BOSTON COLLEGE	1/21/18	17	1	5	.200	1	5	.200	2	21	.000	0	1	1	1.3	0	0	0	1	0	0	5.9
at Miami	1/24/18	27	1	6	.167	1	5	.200	2	3	.667	0	0	0	1.2	1	0	2	3	0	2	5.8
WAKE FOREST	1/27/18	19	3	4	.750	1	2	.500	2	21	.000	0	0	0	1.1	2	0	2	0	0	1	9.9
at Virginia	1/31/18	24	3	6	.500	3	5	.600	0	0	.000	0	2	2	1.2	3	0	1	0	0	0	7.1
FLORIDA STATE	2/3/18	18	0	1	.000	0	0	.000	3	31	.000	0	1	1	1.2	4	0	0	5	0	1	3.6
SYRACUSE	2/5/18	9	1	2	.500	1	2	.500	3	31	.000	0	0	0	1.1	3	0	0	1	0	0	6.8
GEORGIA TECH	2/8/18	19	2	5	.400	2	4	.500	0	0	.000	0	5	5	1.3	1	0	5	3	1	4	6.7
at Pittsburgh	2/11/18	21	1	5	.200	1	4	.250	2	21	.000	0	1	1	1.3	0	0	5	1	0	0	5.6
NORTH CAROLINA	2/17/18	15	2	5	.400	1	2	.500	2	21	.000	0	1	1	1.3	0	0	1	1	0	0	7.6
at Duke	2/21/18	17	1	5	.200	1	5	.200	0	0	.000	0	1	1	1.3	0	0	2	4	0	1	3.6
at Virginia Tech	2/24/18	4	0	0	.000	0	0	.000	0	0	.000	0	0	0	1.2	0	0	0	1	0	0	6.2
VIRGINIA	3/1/18	8	1	2	.500	1	11	1.000	2	4	.500	1	0	1	1.2	3	0	0	0	0	1	5.6
at NC State	3/3/18	11	1	4	.250	0	3	.000	3	31	.000	0	0	0	1.2	2	0	1	0	0	0	5.6
vs Florida State	3/7/18	10	1	1	1.000	1	11	1.000	0	0	.000	0	0	0	1.1	2	0	0	0	0	0	3.6
vs Virginia	3/8/18	5	0	1	.000	0	1	.000	0	0	.000	0	0	0	1.1	0	0	0	0	0	0	5.7
NORTHERN KY	3/13/18	18	4	5	.800	2	3	.667	0	0	.000	0	0	0	1.0	2	0	2	1	0	2	10.9
MIDDLE TENN	3/18/18	23	5	8	.625	4	7	.571	1	2	.500	0	3	3	1.1	1	0	3	0	0	1	15.6

30 Ryan McMahon Statistics

Year	GP	GS	Min	Avg	FG	FGA	Pct	3FG	3FGA	Pct	FT	FTA	Pct	OReb	DReb	Reb	Avg	PF	FO	Ast	TO	Blk	Stl	Pts	Avg
2016-17	28	0	176	6.3	20	60	.333	19	52	.365	12	14	.857	2	12	14	0.5	30	0	17	10	2	6	71	2.5
2017-18	28	0	439	15.7	53	125	.424	41	100	.410	27	32	.844	4	27	31	1.1	48	0	42	29	2	25	174	6.2
TOTAL	56	0	615	11.0	73	185	.395	60	152	.395	39	46	.848	6	39	45	0.8	78	0	59	39	4	31	245	4.4

■ 19 of his 20 field goals as a freshman were three-pointers.

■ Redshirted during the 2015-16 season.

■ Averaged 26.4 points, 3.3 assists, 3.0 rebounds and 2.5 steals as a senior in 2014-15 in leading Cardinal Mooney to a 26-4 record and the state final four for the first time in school history. He made 51 percent of his three-pointers (127 of 249) and 83 percent at the free throw line.

■ Honored as the 2015 Florida Class 3A Player of the Year, he was third in the 2015 voting for Florida Mr. Basketball.

■ His father Dave played basketball at Valparaiso, his mother Kim played volleyball and his sister played volleyball at Jacksonville.

■ Born Sept. 22, 1996 ...Major is finance.

30 Ryan McMahon Season Highs

Points..... 15 vs. Albany (12/20)

vs. Middle Tennessee (3/18)

Reb..... 5 vs. Georgia Tech (2/8)

Asst..... 5 vs. Georgia Tech (2/8)

vs. Pittsburgh (2/11)

Blocks..... 1 vs. Virginia Tech (1/13)

vs. Georgia Tech (2/8)

Steals..... 4 vs. Georgia Tech (2/8)

FGM..... 5 vs. Albany (12/20)

vs. Middle Tennessee (3/18)

FGA..... 10 vs. Albany (12/20)

3FGM..... 5 vs. Albany (12/20)

3FGA..... 8 vs. Albany (12/20)

FT..... 3 vs. (3 times) latest: vs. NC State (3/3)

FTA..... 4 vs. Virginia (3/1)

30 Ryan McMahon Career Highs

Points..... 15 vs. Pittsburgh (1/24/17)

vs. Albany (12/20/17)

vs. Middle Tennessee (3/18)

Reb..... 5 vs. Georgia Tech (2/8/18)

Asst..... 5 (4 times) latest: vs. Pittsburgh (2/11/18)

Blocks..... 1 (4 times) latest: vs. Georgia Tech (2/8/18)

Steals..... 4 vs. Georgia Tech (2/8/18)

FGM..... 5 vs. Pittsburgh (1/24/17)

vs. Albany (12/20/17)

vs. Middle Tennessee (3/18)

FGA..... 10 vs. Albany (12/20/17)

3FGM..... 5 vs. Pittsburgh (1/24/17)

vs. Albany (12/20/17)

3FGA..... 8 vs. Albany (12/20/17)

FT..... 3 vs. (3 times) latest: vs. NC State (3/3/18)

FTA..... 3 (5 times) latest: vs. Syracuse (2/5/18)

33 Jordan Nwora

F 6-7 215 Fr. - HS Buffalo, N.Y. (Vermont Academy / Saxtons River, Vt.)

- Last name pronounced WOR-uh (silent N).
- Honored on the 2018 All-ACC Academic Team.
- Sustained a right thigh bruise in practice on March 12 and was hit in that area again in the first half against Northern Kentucky and did not return.
- One of seven Cardinals shooting above 40 percent from the field (.467; also 24-of-54 three-pointers, .444), he has scored in double digits in nine games.

■ Scored 17 points, knocking down 4-of-8 from behind the three-point line while pulling down four rebounds against Middle Tennessee in the second round of the NIT.

■ UoL is 8-1 when Nwora scores in double figures.

■ ACC Rookie of the Week for games Feb. 5-11 when he averaged 12.0 points, 3.3 rebounds, shot 59.1 percent from the field and made 7-of-11 three-pointers (.636) as the Cardinals won two of three games.

■ Came off the bench against Georgia Tech to score a team-high 16 points along with a career-best four steals and knocking down a career-high five three-pointers (5-of-7).

■ Scored 15 points and pulled down five rebounds while playing 16 minutes against Boston College, more than he had scored in UoL's previous 11 games combined.

■ Totaled 18 points and eight rebounds in 20 minutes off the bench against Southern Illinois.

■ Scored 10 points and grabbed three rebounds in 14 minutes against George Mason in his collegiate debut, connecting on 3-of-3 three-pointers.



33 Jordan Nwora

Games With ...	Season	Career
Double-Figure scoring.....	9	9
5 or more rebounds	3	3
4 or more assists	0	0
A blocked shot	3	3
A steal	12	12
A three-pointer.....	12	12
20+ points.....	0	0

33 Jordan Nwora Game-by-Game

33 Jordan Nwora Game-by-Game							3-Point				Rebounds															
Opponent	Date	GS	Min	FG	FGA	Pct	FG	FGA	Pct	FT	FTA	Pct	Off	Def	Tot	Avg	PF	FO	A	TO	Blk	Stl	Pts	Avg		
GEORGE MASON	11/12/17	14	3	3	1.000	3	31.000	1	2	.500	0	3	3	3.0	3	0	0	1	0	1	10	10.0				
OMAHA	11/17/17	8	1	4	.250	0	1	.000	0	0	.000	2	1	3	3.0	1	0	0	1	0	0	2	6.0			
SOU ILLINOIS	11/21/17	20	7	10	.700	1	4	.250	3	31.000	2	6	8	4.7	2	0	1	1	0	1	18	10.0				
ST. FRANCIS	11/24/17	14	3	6	.500	2	3	.667	2	21.000	0	0	0	3.5	1	0	0	1	0	1	10	10.0				
at Purdue	11/28/17	13	1	5	.200	1	2	.500	0	0	.000	0	4	4	3.6	1	0	0	1	0	0	3	8.6			
SETON HALL	12/3/17	21	2	3	.667	1	2	.500	5	8.625	1	1	2	3.3	2	0	0	2	0	1	10	8.8				
SIENA	12/6/17	23	4	8	.500	2	5	.400	1	2.500	1	3	4	3.4	1	0	0	1	1	1	11	9.1				
INDIANA	12/9/17	3	0	0	.000	0	0	.000	0	0	.000	0	0	0	3.0	0	0	0	1	0	0	0	8.0			
BRYANT	12/11/17	15	1	5	.200	0	2	.000	0	0	.000	0	2	2	2.9	2	0	1	1	1	1	2	7.3			
vs MEMPHIS	12/16/17	6	0	2	.000	0	0	.000	0	0	.000	3	0	3	2.9	1	0	0	0	0	0	0	6.6			
ALBANY	12/20/17	9	0	0	.000	0	0	.000	0	0	.000	0	1	1	2.7	1	0	1	0	0	0	0	6.0			
GRAND CANYON	12/23/17	2	0	0	.000	0	0	.000	0	0	.000	0	0	0	2.5	0	0	0	1	0	0	0	5.5			
at Kentucky	12/29/17	19	1	4	.250	0	3	.000	1	2.500	0	0	0	2.3	1	0	0	0	0	0	3	5.3				
PITTSBURGH	1/2/18	8	0	1	.000	0	0	.000	0	0	.000	1	3	4	2.4	3	0	1	1	0	1	0	4.9			
at Clemson	1/6/18	DNP																								
at Florida State	1/10/18	DNP																								
VIRGINIA TECH	1/13/18	DNP																								
at Notre Dame	1/16/18	13	1	3	.333	0	1	.000	4	41.000	0	1	1	2.3	1	0	0	0	0	2	6	5.0				
BOSTON COLLEGE	1/21/18	16	5	8	.625	2	4	.500	3	31.000	0	5	5	2.5	2	0	1	1	0	0	15	5.6				
at Miami	1/24/18	7	0	0	.000	0	0	.000	2	21.000	0	0	0	2.4	1	0	0	0	0	0	2	5.4				
WAKE FOREST	1/27/18	12	1	4	.250	0	2	.000	0	0	.000	0	3	3	2.4	1	0	3	2	0	1	2	5.2			
at Virginia	1/31/18	DNP																								
FLORIDA STATE	2/3/18	DNP																								
SYRACUSE	2/5/18	10	3	6	.500	1	2	.500	0	0	.000	0	0	0	2.3	1	0	0	0	0	7	5.3				
GEORGIA TECH	2/8/18	21	5	10	.500	5	7	.714	1	2.500	0	4	4	2.4	1	0	0	3	1	4	16	5.9				
at Pittsburgh	2/11/18	17	5	6	.833	1	2	.500	2	3.667	1	5	6	2.5	3	0	2	1	0	0	13	6.2				
NORTH CAROLINA	2/17/18	5	0	1	.000	0	0	.000	0	0	.000	0	0	0	2.4	0	0	0	0	0	0	0	5.9			
at Duke	2/21/18	3	0	1	.000	0	0	.000	0	0	.000	0	0	0	2.3	0	0	0	0	0	0	0	5.7			
at Virginia Tech	2/24/18	DNP																								
VIRGINIA	3/1/18	0	0	0	.000	0	0	.000	0	0	.000	0	0	0	2.2	0	0	0	0	0	0	0	5.4			
at NC State	3/3/18	DNP																								
vs Florida State	3/7/18	DNP																								
vs Virginia	3/8/18	11	2	3	.667	1	11.000	0	0	.000	0	1	1	2.2	3	0	0	0	0	2	5	5.4				
NORTHERN KY	3/13/18	7	0	4	.000	0	2	.000	0	0	.000	2	0	2	2.2	2	0	0	1	0	0	0	5.2			
MIDDLE TENN	3/18/18	21	5	10	.500	4	8	.500	3	4.750	2	2	4	2.2	1	0	0	2	0	1	17	5.6				

33 Jordan Nwora Statistics

Year	GP	GS	Min	Avg	FG	FGA	Pct	3FG	3FGA	Pct	FT	FTA	Pct	OREB	DREB	Reb	Avg	Pf	Fo	Ast	TO	Blk	Stl	Pts	Avg
2017-18	27	0	318	11.8	50	107	.467	24	54	.444	28	37	.757	15	45	60	2.2	35	0	10	22	3	17	152	5.6
TOTAL	27	0	318	11.8	50	107	.467	24	54	.444	28	37	.757	15	45	60	2.2	35	0	10	22	3	17	152	5.6

■ In his final prep season at Vermont Academy in Saxtons River, Vt., he averaged 18.7 points and 5.3 rebounds while scoring over 500 points in the 2016-17 season as Vermont finished 19-11. Honored as a Class AA All New England Preparatory School Athletic Council (NEPSAC) selection.

■ His father Alex Nwora has been the head men's basketball coach at Erie Community College in Buffalo, N.Y. since 1999. He played basketball at Daemen College, where he is the career rebounding leader with 1,104 rebounds ranks sixth in career scoring with 1,514 points (1989-93).

■ Born Sept. 9, 1998 ... Major is exercise science.

33 Jordan Nwora Season/Career Highs

Points..... 18 vs. Southern Illinois (11/21)
 Reb. 8 vs. Southern Illinois (11/21)
 Asst. 3 vs. Wake Forest (1/27)
 Blocks 1 (3 times) *latest:* vs. Georgia Tech (2/8)
 Steals 4 vs. Georgia Tech (2/8)
 FGM 7 vs. Southern Illinois (11/21)
 FGA 10 (3 times) *latest:* vs. Middle Tennessee (3/18)
 3FGM 5 vs. Georgia Tech (2/8)
 3FGA 8 vs. Middle Tennessee (3/18) 8)
 FT 5 vs. Seton Hall (12/3)
 FTA 8 vs. Seton Hall (12/3)



2017-18 Louisville Men's Basketball
Louisville Combined Team Statistics (as of Mar 18, 2018)
All games



Overall record: 22-13 Conf: 9-9 Home: 16-5 Away: 4-7 Neutral: 2-1

#	Player	gp-gs	min	avg	Total		3-Point		F-Throw		Rebounds										pts	avg
					fg-fga	fg%	3fg-fga	3fg%	ft-fga	ft%	off	def	tot	avg	pf	dq	a	to	blk	stl		
22	ADEL, Deng	33-32	1098	33.3	174-388	.448	49-140	.350	101-129	.783	21	151	172	5.2	49	0	91	74	11	20	498	15.1
13	SPALDING, Ray	35-33	959	27.4	177-327	.541	4-17	.235	73-114	.640	108	193	301	8.6	103	2	44	57	59	53	431	12.3
04	SNIDER, Quentin	35-35	1128	32.2	133-330	.403	67-161	.416	84-97	.866	15	80	95	2.7	38	0	143	52	0	18	417	11.9
00	KING, V.J.	35-35	890	25.4	104-257	.405	24-74	.324	72-98	.735	20	97	117	3.3	60	1	31	49	4	21	304	8.7
14	MAHMOUD, Anas	35-22	833	23.8	107-195	.549	0-0	.000	27-58	.466	61	119	180	5.1	67	3	36	46	103	29	241	6.9
30	McMAHON, Ryan	28-0	439	15.7	53-125	.424	41-100	.410	27-32	.844	4	27	31	1.1	48	0	42	29	2	25	174	6.2
33	NWORA, Jordan	27-0	318	11.8	50-107	.467	24-54	.444	28-37	.757	15	45	60	2.2	35	0	10	22	3	17	152	5.6
24	SUTTON, Dwayne	35-3	529	15.1	53-116	.457	17-47	.362	29-42	.690	39	100	139	4.0	69	1	20	17	13	28	152	4.3
05	WILLIAMS, Malik	32-12	338	10.6	46-110	.418	20-62	.323	11-16	.688	23	54	77	2.4	30	0	5	11	13	12	123	3.8
02	PERRY, Darius	35-3	488	13.9	38-106	.358	22-64	.344	36-40	.900	6	34	40	1.1	61	0	53	37	3	20	134	3.8
01	THOMAS, Lance	11-0	49	4.5	9-14	.643	2-7	.286	6-8	.750	3	12	15	1.4	11	1	0	3	2	2	26	2.4
12	REDDING, Jacob	6-0	13	2.2	4-4	1.000	3-3	1.000	2-2	1.000	0	0	0	0.0	0	0	0	0	0	0	13	2.2
03	GRIFFIN, Jo	6-0	18	3.0	0-1	.000	0-1	.000	0-0	.000	0	0	0	0.0	2	0	2	1	0	1	0	0.0
Team											31	26	57				10					
Total.....		35	7100		948-2080	.456	273-730	.374	496-673	.737	346	938	1284	36.7	573	8	477	408	213	246	2665	76.1
Opponents.....		35	7100		882-2143	.412	241-736	.327	447-634	.705	423	866	1289	36.8	597	-	390	471	108	207	2454	70.1

TEAM STATISTICS	LOU	OPP	Date	Opponent	Score	Att.
SCORING	2665	2454	11/12/17	GEORGE MASON	W 72-61	18304
Points per game	76.1	70.1	11/17/17	OMAHA	W 87-78	18112
Scoring margin	+6.0	-	11/21/17	SOUTHERN ILLINOIS	W 84-42	18046
FIELD GOALS-ATT	948-2080	882-2143	11/24/17	ST. FRANCIS	W 84-72	17524
Field goal pct	.456	.412	11/28/17	at Purdue	L 57-66	14804
3 POINT FG-ATT	273-730	241-736	12/3/17	SETON HALL	L 77-79	19244
3-point FG pct	.374	.327	12/6/17	SIENA	W 86-60	17215
3-pt FG made per game	7.8	6.9	12/9/17	INDIANA	W 71-62	20030
FREE THROWS-ATT	496-673	447-634	12/11/17	BRYANT	W 102-59	16236
Free throw pct	.737	.705	12/16/17	vs MEMPHIS	W 81-72	6525
F-Throws made per game	14.2	12.8	12/20/17	ALBANY	W 70-68	16388
REBOUNDS	1284	1289	12/23/17	GRAND CANYON	W 74-56	16841
Rebounds per game	36.7	36.8	12/29/17	at Kentucky	L 61-90	24228
Rebounding margin	-0.1	-	* 1/2/18	PITTSBURGH	W 77-51	16461
ASSISTS	477	390	* 1/6/18	at Clemson	Lot 69-74	7594
Assists per game	13.6	11.1	* 1/10/18	at Florida State	W 73-69	10604
TURNOVERS	408	471	* 1/13/18	VIRGINIA TECH	W 94-86	16798
Turnovers per game	11.7	13.5	* 1/16/18	at Notre Dame	Wo2 82-78	9076
Turnover margin	+1.8	-	* 1/21/18	BOSTON COLLEGE	W 77-69	16827
Assist/turnover ratio	1.2	0.8	* 1/24/18	at Miami	Lot 75-78	7190
STEALS	246	207	* 1/27/18	WAKE FOREST	W 96-77	17215
Steals per game	7.0	5.9	* 1/31/18	at Virginia	L 64-74	14310
BLOCKS	213	108	* 2/3/18	FLORIDA STATE	L 76-80	18305
Blocks per game	6.1	3.1	* 2/5/18	SYRACUSE	L 73-78	16983
ATTENDANCE	360709	172131	* 2/8/18	GEORGIA TECH	W 77-54	16533
Home games-Avg/Game	21-17177	11-11831	* 2/11/18	at Pitt	W 94-60	4772
Neutral site-Avg/Game	-	3-13996	* 2/17/18	NORTH CAROLINA	L 76-93	21210
			* 2/21/18	at Duke	L 56-82	9314
			* 2/24/18	at Virginia Tech	W 75-68	9275
			* 3/1/18	VIRGINIA	L 66-67	19413
			* 3/3/18	at NC State	L 69-76	18975
			3/7/18	vs Florida State	W 82-74	17732
			3/8/18	vs Virginia	L 58-75	17732
			3/13/18	NORTHERN KENTUCKY	W 66-58	9974
			3/18/18	MIDDLE TENNESSEE	W 84-68	13050

* - Conference game



2017-18 Louisville Men's Basketball
Louisville Combined Team Statistics (as of Mar 03, 2018)
Conference games only



RECORD:	OVERALL	HOME	AWAY	NEUTRAL
ALL GAMES	9-9	5-4	4-5	0-0
CONFERENCE	9-9	5-4	4-5	0-0
NON-CONFERENCE	0-0	0-0	0-0	0-0

#	Player	gp-gs	min	avg	Total		3-Point		F-Throw		Rebounds				pf	dq	a	to	blk	stl	pts	avg
					fg-fga	fg%	3fg-fga	3fg%	ft-fga	ft%	off	def	tot	avg								
22	ADEL, Deng	16-15	551	34.4	86-198	.434	25-71	.352	53-71	.746	15	94	109	6.8	28	0	53	37	3	7	250	15.6
13	SPALDING, Ray	18-17	494	27.4	96-169	.568	0-5	.000	39-65	.600	50	98	148	8.2	55	1	20	31	23	22	231	12.8
04	SNIDER, Quentin	18-18	587	32.6	70-172	.407	40-87	.460	45-51	.882	6	36	42	2.3	18	0	72	31	0	11	225	12.5
00	KING, V.J.	18-18	463	25.7	51-128	.398	8-37	.216	41-55	.745	9	41	50	2.8	31	0	14	25	2	13	151	8.4
14	MAHMOUD, Anas	18-7	436	24.2	53-96	.552	0-0	.000	12-28	.429	23	56	79	4.4	37	1	18	27	39	13	118	6.6
30	McMAHON, Ryan	18-0	302	16.8	33-77	.429	25-60	.417	23-26	.885	2	17	19	1.1	31	0	25	24	2	14	114	6.3
33	NWORA, Jordan	11-0	112	10.2	20-40	.500	9-18	.500	12-14	.857	2	21	23	2.1	13	0	7	8	1	8	61	5.5
05	WILLIAMS, Malik	18-11	199	11.1	31-68	.456	13-38	.342	7-11	.636	13	26	39	2.2	16	0	3	5	6	10	82	4.6
24	SUTTON, Dwayne	18-1	281	15.6	26-53	.491	6-18	.333	17-26	.654	18	52	70	3.9	30	0	14	9	8	18	75	4.2
02	PERRY, Darius	18-3	246	13.7	15-43	.349	12-28	.429	11-12	.917	4	20	24	1.3	29	0	24	16	2	9	53	2.9
01	THOMAS, Lance	5-0	18	3.6	3-4	.750	1-2	.500	2-2	1.000	1	3	4	0.8	6	1	0	3	0	0	9	1.8
12	REDDING, Jacob	3-0	4	1.3	0-0	.000	0-0	.000	0-0	.000	0	0	0	0.0	0	0	0	0	0	0	0	0.0
03	GRIFFIN, Jo	4-0	7	1.8	0-0	.000	0-0	.000	0-0	.000	0	0	0	0.0	1	0	1	0	0	1	0	0.0
Team											14	11	25					5				
Total.....		18	3700		484-1048	.462	139-364	.382	262-361	.726	157	475	632	35.1	295	3	251	221	86	126	1369	76.1
Opponents.....		18	3700		466-1101	.423	136-394	.345	244-337	.724	206	453	659	36.6	303	-	215	238	57	117	1314	73.0

TEAM STATISTICS	LOU	OPP	Date	Opponent	Score	Att.
SCORING	1369	1314	* 1/2/18	PITTSBURGH	W 77-51	16461
Points per game	76.1	73.0	* 1/6/18	at Clemson	Lot 69-74	7594
Scoring margin	+3.1	-	* 1/10/18	at Florida State	W 73-69	10604
FIELD GOALS-ATT	484-1048	466-1101	* 1/13/18	VIRGINIA TECH	W 94-86	16798
Field goal pct	.462	.423	* 1/16/18	at Notre Dame	Wo2 82-78	9076
3 POINT FG-ATT	139-364	136-394	* 1/21/18	BOSTON COLLEGE	W 77-69	16827
3-point FG pct	.382	.345	* 1/24/18	at Miami	Lot 75-78	7190
3-pt FG made per game	7.7	7.6	* 1/27/18	WAKE FOREST	W 96-77	17215
FREE THROWS-ATT	262-361	244-337	* 1/31/18	at Virginia	L 64-74	14310
Free throw pct	.726	.724	* 2/3/18	FLORIDA STATE	L 76-80	18305
F-Throws made per game	14.6	13.6	* 2/5/18	SYRACUSE	L 73-78	16983
REBOUNDS	632	659	* 2/8/18	GEORGIA TECH	W 77-54	16533
Rebounds per game	35.1	36.6	* 2/11/18	at Pitt	W 94-60	4772
Rebounding margin	-1.5	-	* 2/17/18	NORTH CAROLINA	L 76-93	21210
ASSISTS	251	215	* 2/21/18	at Duke	L 56-82	9314
Assists per game	13.9	11.9	* 2/24/18	at Virginia Tech	W 75-68	9275
TURNOVERS	221	238	* 3/1/18	VIRGINIA	L 66-67	19413
Turnovers per game	12.3	13.2	* 3/3/18	at NC State	L 69-76	18975
Turnover margin	+0.9	-				
Assist/turnover ratio	1.1	0.9				
STEALS	126	117	* - Conference game			
Steals per game	7.0	6.5				
BLOCKS	86	57				
Blocks per game	4.8	3.2				
ATTENDANCE	159745	91110				
Home games-Avg/Game	9-17749	9-10123				
Neutral site-Avg/Game	-	0-0				

Score by Periods	1st	2nd	OT	OT2	Totals
Louisville	621	708	29	11	1369
Opponents	588	682	37	7	1314

2017-18 Louisville Men's Basketball Game-by-Game Team Statistics

Teams	FG-FGA	Pct	3Pt-Att	Pct	FT-FTA	Pct	O	D	Reb	PF-D	Asst	TO	Blk	Stl	1H	2H	OT	TOT
George Mason	20-52	.385	8-27	.296	13-21	.619	7	24	31	20-0	7	15	0	6	27	34		61
LOUISVILLE	22-48	.458	8-20	.400	20-29	.690	7	29	36	18-1	11	14	5	8	24	48		72
Omaha	31-86	.360	9-27	.333	7-10	.700	22	19	41	17-0	14	10	4	12	25	53		78
LOUISVILLE	32-69	.464	4-16	.250	19-22	.864	18	35	53	13-0	14	17	15	6	40	47		87
Southern Illinois	17-64	.266	3-21	.143	5-9	.556	11	29	40	16-0	11	16	4	4	18	24		42
LOUISVILLE	31-69	.449	8-26	.308	14-15	.933	10	39	49	9-0	17	8	9	8	29	55		84
St. Francis	25-55	.455	10-21	.476	12-17	.706	12	23	35	17-1	11	19	1	2	35	37		72
LOUISVILLE	31-64	.484	9-25	.360	13-17	.765	13	20	33	13-0	16	9	7	5	46	38		84
Purdue	19-57	.333	5-23	.217	23-32	.719	9	30	39	16-0	9	11	5	5	23	43		66
LOUISVILLE	20-63	.317	6-18	.333	11-14	.786	11	30	41	23-1	10	14	1	6	22	35		57
Seton Hall	31-68	.456	6-21	.286	11-19	.579	13	22	35	17-0	10	12	1	11	38	41		79
LOUISVILLE	28-57	.491	7-23	.304	14-19	.737	9	27	36	16-0	8	16	7	7	37	40		77
Siena	19-61	.311	8-16	.500	14-21	.667	18	21	39	16-1	6	21	1	8	36	24		60
LOUISVILLE	32-64	.500	7-19	.368	15-19	.789	13	30	43	19-0	11	16	15	11	39	47		86
Indiana	22-55	.400	5-23	.217	13-19	.684	12	25	37	17-0	9	15	4	5	36	26		62
LOUISVILLE	26-61	.426	9-26	.346	10-14	.714	12	25	37	16-1	13	12	5	8	35	36		71
Bryant	20-58	.345	4-19	.211	15-19	.789	10	19	29	18-1	6	13	0	2	35	24		59
LOUISVILLE	39-70	.557	10-26	.385	14-19	.737	15	31	46	17-0	21	6	7	10	51	51		102
Memphis	27-60	.450	4-11	.364	14-18	.778	15	20	35	13-0	10	12	5	6	38	34		72
LOUISVILLE	28-61	.459	14-26	.538	11-12	.917	14	20	34	20-0	16	11	14	8	38	43		81
Albany	27-74	.365	6-20	.300	8-12	.667	21	31	52	19-0	9	10	2	2	31	37		68
LOUISVILLE	24-57	.421	9-21	.429	13-21	.619	7	30	37	19-0	11	7	10	4	38	32		70
Grand Canyon	22-55	.400	6-19	.316	6-12	.500	12	23	35	20-2	13	19	3	7	25	31		56
LOUISVILLE	26-59	.441	4-19	.211	18-27	.667	15	26	41	15-0	14	12	6	10	31	43		74
Kentucky	30-62	.484	6-13	.462	24-30	.800	12	32	44	19-1	13	11	5	5	41	49		90
LOUISVILLE	24-69	.348	3-25	.120	10-13	.769	13	24	37	25-1	10	11	5	3	27	34		61
Pittsburgh	17-49	.347	6-25	.240	11-18	.611	4	25	29	22-1	8	15	2	6	23	28		51
LOUISVILLE	28-56	.500	5-17	.294	16-26	.615	9	33	42	21-0	11	10	4	10	41	36		77
Clemson	25-68	.368	7-24	.292	17-20	.850	10	26	36	14-0	10	11	7	15	23	32	19	74
LOUISVILLE	28-62	.452	4-14	.286	9-12	.750	10	35	45	17-1	12	21	5	6	23	32	14	69
Florida State	26-65	.400	8-24	.333	9-13	.692	19	26	45	15-1	11	14	4	4	45	24		69
LOUISVILLE	27-64	.422	8-24	.333	11-15	.733	13	21	34	16	8	8	5	14	32	41		73
Virginia Tech	30-61	.492	8-22	.364	18-22	.818	10	20	30	18-0	11	19	0	7	40	46		86
LOUISVILLE	31-59	.525	13-23	.565	19-26	.731	11	23	34	17-0	17	16	7	11	44	50		94
Notre Dame	30-79	.380	11-38	.289	7-11	.636	26	22	48	15-1	17	18	3	9	28	34	16	78
LOUISVILLE	30-61	.492	7-20	.350	15-17	.882	10	24	34	12-0	14	16	4	6	30	32	20	82
Boston College	23-65	.354	8-29	.276	15-19	.789	9	31	40	21-1	10	16	1	7	29	40		69
LOUISVILLE	23-57	.404	8-23	.348	23-31	.742	6	36	42	17-0	12	13	4	10	31	46		77
Miami	24-65	.369	6-22	.273	22-31	.710	18	31	49	19-0	13	14	7	8	37	32	9	78
LOUISVILLE	27-65	.415	5-22	.227	16-25	.640	12	26	38	22-0	8	11	10	9	38	31	6	75
Wake Forest	29-61	.475	7-18	.389	12-16	.750	11	28	39	17-0	12	20	2	4	33	44		77
LOUISVILLE	36-71	.507	10-25	.400	14-17	.824	9	23	32	13-0	20	7	5	12	42	54		96
Virginia	29-54	.537	9-16	.563	7-9	.778	6	19	25	9-0	13	7	0	6	32	42		74
LOUISVILLE	25-50	.500	8-18	.444	6-6	100	6	20	26	11-0	11	13	1	2	26	38		64
Florida State	27-60	.450	5-13	.385	21-31	.677	10	33	43	21-0	11	13	5	6	39	41		80
LOUISVILLE	25-59	.424	9-21	.429	17-26	.654	6	28	34	22-1	12	12	6	6	38	38		76
Syracuse	25-53	.472	6-13	.462	22-29	.759	9	23	32	19-1	9	8	0	4	39	39		78
LOUISVILLE	24-52	.462	5-21	.238	20-26	.769	8	23	31	20-0	17	11	1	3	33	40		73
Georgia Tech	20-55	.364	7-13	.538	7-10	.700	10	26	36	16-0	10	20	3	6	16	38		54
LOUISVILLE	27-54	.500	12-20	.600	11-19	.579	5	27	32	13-0	18	10	5	15	34	43		77

-- more --

2017-18 Louisville Men's Basketball Game-by-Game Team Statistics

Teams	FG-FGA	Pct	3Pt-Att	Pct	FT-FTA	Pct	O	D	Reb	PF-D	Asst	TO	Blk	Stl	1H	2H	OT	TOT
Pittsburgh	20-58	.345	7-30	.233	13-19	.684	9	19	28	14-0	11	13	3	1	20	40		60
LOUISVILLE	34-54	.630	10-19	.526	16-21	.762	4	33	37	19-1	23	8	4	7	46	48		94
North Carolina	36-74	.486	12-27	.444	9-10	.900	17	27	44	19-0	20	11	4	7	49	44		93
LOUISVILLE	28-62	.452	7-17	.412	13-22	.591	11	21	32	13-0	9	12	6	8	40	36		76
Duke	29-60	.483	9-26	.346	15-16	.938	12	32	44	11-1	16	15	5	10	42	40		82
LOUISVILLE	23-64	.359	5-20	.250	5-7	.714	10	20	30	12-0	13	15	5	8	25	31		56
Virginia Tech	26-59	.441	6-21	.286	10-18	.556	7	20	27	18-2	11	8	1	5	34	34		68
LOUISVILLE	24-56	.429	12-27	.444	15-21	.714	13	31	44	15-0	19	15	4	2	34	41		75
Virginia	24-56	.429	6-14	.429	13-19	.684	11	23	34	22-0	10	12	4	3	26	41		67
LOUISVILLE	19-46	.413	6-15	.400	22-29	.759	5	22	27	18-0	7	8	2	3	32	34		66
North Carolina State	26-59	.441	8-19	.421	16-26	.615	8	22	30	13-0	12	4	6	9	33	43		76
LOUISVILLE	25-56	.446	5-18	.278	14-15	.933	9	29	38	19-0	12	15	5	3	32	37		69
Florida State	27-61	.443	8-20	.400	12-21	.571	14	21	35	16-0	13	13	11	4	22	52		74
LOUISVILLE	32-63	.508	10-16	.625	8-15	.533	12	26	38	12-0	15	9	10	6	41	41		82
Virginia	31-59	.525	7-18	.389	6-7	.857	10	24	34	13-0	13	7	2	5	38	37		75
LOUISVILLE	18-49	.367	9-21	.429	13-14	.929	7	18	25	13-0	11	8	2	5	27	31		58



2017-18 Louisville Men's Basketball
Louisville Team Game-by-Game Comparison (as of Mar 18, 2018)
All games



Opponent	1st	2nd	Score	Mar	Total FG	FG Pct	3-Pointers	3FG Pct	Free Throws	FT Pct	Rebounds	Assist	T/Over	Block	Steal	Fouls	
GEORGE MASON	24/27	48/34	72-61	+11	22-48/20-52	.458/.385	8-20/8-27	.400/.296	20-29/13-21	.690/.619	36/31	+5	11/7	14/15	5/0	8/6	18/20
OMAHA	40/25	47/53	87-78	+9	32-69/31-86	.464/.360	4-16/9-27	.250/.333	19-22/7-10	.864/.700	53/41	+2	14/14	17/10	15/4	6/12	13/17
SOUTHERN ILLINOIS	29/18	55/24	84-42	+49	31-69/17-64	.449/.266	8-26/3-21	.308/.143	14-15/5-9	.933/.556	49/40	+9	17/11	8/16	9/4	8/4	9/16
ST. FRANCIS	46/35	38/37	84-72	+12	31-64/25-55	.484/.455	9-25/10-21	.360/.476	13-17/12-17	.765/.706	33/35	(2)	16/11	9/19	7/1	5/2	13/17
Purdue	22/23	35/43	57-66	(9)	20-63/19-57	.317/.333	6-18/5-23	.333/.217	11-14/23-32	.786/.719	41/39	+2	10/9	14/11	1/5	6/5	23/16
SETON HALL	37/38	40/41	77-79	(2)	28-57/31-68	.491/.456	7-23/6-21	.304/.286	14-19/11-19	.737/.579	36/35	+1	8/10	16/12	7/1	7/11	16/17
SIENA	39/36	47/24	86-60	+26	32-64/19-61	.500/.311	7-19/8-16	.368/.500	15-19/14-21	.789/.667	43/39	+4	11/6	16/21	15/1	11/8	19/16
INDIANA	35/36	36/26	71-62	+9	26-61/22-55	.426/.400	9-26/5-23	.364/.217	10-14/13-19	.714/.684	37/37	-	13/9	12/15	5/4	8/5	16/17
BRYANT	51/35	51/24	102-59	+43	39-70/20-58	.557/.345	10-26/4-19	.385/.211	14-19/15-19	.737/.789	46/29	+17	21/6	6/13	7/0	10/2	17/18
MEMPHIS	38/38	43/34	81-72	+9	28-61/27-60	.459/.450	14-26/4-11	.538/.364	11-12/14-18	.917/.778	34/35	(1)	16/10	11/12	14/5	8/6	20/13
ALBANY	38/31	32/37	70-68	+2	24-57/27-74	.421/.365	9-21/6-20	.429/.300	13-21/8-12	.619/.667	37/52	(15)	11/9	7/10	10/2	4/2	19/19
GRAND CANYON	31/25	43/31	74-56	+18	26-59/22-55	.441/.400	4-19/6-19	.211/.316	18-27/6-12	.667/.500	41/35	+6	14/13	12/19	6/3	10/7	15/20
Kentucky	27/41	34/49	61-90	(29)	24-69/30-62	.348/.484	3-25/6-13	.120/.462	10-13/24-30	.769/.800	37/44	(7)	10/13	11/11	5/5	3/5	25/19
PITTSBURGH	41/23	36/28	77-51	+26	28-56/17-49	.500/.347	5-17/6-25	.294/.240	16-26/11-18	.615/.611	42/29	+13	11/8	10/15	4/2	10/6	21/22
Clemson	23/23	32/32	69-74	(5)	28-62/25-68	.452/.368	4-14/7-24	.286/.292	9-12/17-20	.750/.850	45/36	+9	12/10	21/11	5/7	6/15	17/14
Florida State	32/45	41/24	73-69	+4	27-64/26-65	.422/.400	8-24/8-24	.333/.333	11-15/9-13	.733/.692	34/45	(11)	16/11	8/14	8/4	5/4	14/15
VIRGINIA TECH	44/40	50/46	94-86	+8	31-59/30-61	.525/.492	13-23/8-22	.565/.364	19-26/18-22	.731/.818	34/30	+4	17/11	16/19	7/0	11/7	17/18
Notre Dame	30/28	32/34	82-78	+4	30-61/30-79	.492/.380	7-20/11-38	.350/.289	15-17/7-11	.882/.636	34/48	(14)	14/17	16/18	4/3	6/9	12/15
BOSTON COLLEGE	31/29	46/40	77-69	+8	23-57/23-65	.404/.354	8-23/8-29	.348/.276	23-31/15-19	.742/.789	42/40	+2	12/10	13/16	4/1	10/7	17/21
Miami	38/37	31/32	75-78	(3)	27-65/24-65	.415/.369	5-22/6-22	.227/.273	16-25/22-31	.640/.710	38/49	(11)	8/13	11/14	10/7	9/8	22/19
WAKE FOREST	42/33	54/44	96-77	+19	36-71/29-61	.507/.475	10-25/7-18	.400/.389	14-17/12-16	.824/.750	32/39	(7)	20/12	7/20	5/2	12/4	13/17
Virginia	26/32	38/42	64-74	(10)	25-50/29-54	.500/.537	8-18/9-16	.444/.563	6-6/7-9	1000/.778	26/25	+1	11/13	13/7	1/0	2/6	11/9
FLORIDA STATE	38/39	38/41	76-80	(4)	25-59/27-60	.424/.450	9-21/5-13	.429/.385	17-26/21-31	.654/.677	34/43	(9)	12/11	12/13	6/5	6/6	22/21
SYRACUSE	33/39	40/39	73-78	(5)	24-52/25-53	.462/.472	5-21/6-13	.238/.462	20-26/22-29	.769/.759	31/32	(1)	17/9	11/8	1/0	3/4	20/19
GEORGIA TECH	34/16	43/38	77-54	+23	27-54/20-55	.500/.364	12-20/7-13	.600/.538	11-19/7-10	.579/.700	32/36	(4)	18/10	10/20	5/3	15/6	13/16
Pitt	46/20	48/40	94-60	+34	34-54/20-58	.630/.345	10-19/7-30	.526/.233	16-21/13-19	.762/.684	37/28	+9	23/11	8/13	4/3	7/1	19/14
NORTH CAROLINA	40/49	36/44	76-93	(17)	28-62/36-74	.452/.486	7-17/12-27	.412/.444	13-22/9-10	.591/.900	32/44	(12)	9/20	12/11	6/4	8/7	13/19
Duke	25/42	31/40	56-82	(26)	23-64/29-60	.359/.483	5-20/9-26	.250/.346	5-7/15-16	.714/.938	30/44	(14)	13/16	15/15	5/5	8/10	12/11
Virginia Tech	34/34	41/34	75-68	+7	24-56/26-59	.429/.441	12-27/6-21	.444/.286	15-21/10-18	.714/.556	44/27	+17	19/11	15/8	4/1	2/5	15/18
VIRGINIA	32/26	34/41	66-67	(1)	19-46/24-56	.413/.429	6-15/6-14	.400/.429	22-29/13-19	.759/.684	27/34	(7)	7/10	8/12	2/4	3/3	18/22
NC State	32/33	37/43	69-76	(7)	25-56/26-59	.446/.441	5-18/8-19	.278/.421	14-15/16-26	.933/.615	38/30	+8	12/12	15/4	5/6	3/9	19/13
Florida State	41/22	41/52	82-74	+8	32-63/27-61	.508/.443	10-16/8-20	.625/.400	8-15/12-21	.533/.571	38/35	+3	15/13	9/13	10/11	6/4	12/16
Virginia	27/38	31/37	58-75	(17)	18-49/31-59	.367/.525	9-21/7-18	.429/.389	13-14/6-7	.929/.857	25/34	(9)	11/13	8/7	2/2	5/5	13/13
NORTHERN KENTUCKY	23/30	43/28	66-58	+8	22-55/22-64	.400/.344	6-18/5-28	.333/.179	16-22/9-14	.727/.643	38/42	(4)	11/11	10/14	6/1	7/5	16/19
MIDDLE TENNESSEE	41/26	43/42	84-68	+16	29-54/26-51	.537/.510	11-21/5-15	.524/.333	15-20/11-16	.750/.688	28/27	+1	17/10	7/15	3/2	8/1	14/21

Note: Game totals are displayed in the format TEAM/OPPONENT for each category



2017-18 Louisville Men's Basketball
Louisville Combined Team Statistics (as of Mar 18, 2018)
NIT Games



RECORD:	OVERALL	HOME	AWAY	NEUTRAL
ALL GAMES	2-0	2-0	0-0	0-0
CONFERENCE	0-0	0-0	0-0	0-0
NON-CONFERENCE	2-0	2-0	0-0	0-0

#	Player	gp-gs	min	avg	Total	3-Point	F-Throw	Rebounds			pf	dq	a	to	blk	stl	pts	avg
					fg-fga	fg%	3fg-fga	3fg%	ft-fga	ft%	off	def	tot	avg				
30	McMAHON, Ryan	2-0	41	20.5	9-13	.692	6-10	.600	1-2	.500	0	3	3	1.5	3	0	5	12.5
13	SPALDING, Ray	2-1	65	32.5	11-19	.579	0-1	.000	3-6	.500	2	15	17	8.5	3	0	4	12.5
22	ADEL, Deng	2-2	48	24.0	7-13	.538	1-3	.333	5-6	.833	0	6	6	3.0	4	0	5	10.0
00	KING, V.J.	2-2	63	31.5	5-11	.455	0-1	.000	7-8	.875	2	9	11	5.5	2	0	4	8.5
33	NWORA, Jordan	2-0	28	14.0	5-14	.357	4-10	.400	3-4	.750	4	2	6	3.0	3	0	3	8.5
02	PERRY, Darius	2-0	39	19.5	5-10	.500	2-4	.500	4-6	.667	0	2	2	1.0	4	0	4	8.0
04	SNIDER, Quentin	2-2	54	27.0	4-14	.286	4-7	.571	4-6	.667	0	4	4	2.0	1	0	11	8.0
24	SUTTON, Dwayne	2-2	37	18.5	3-8	.375	0-2	.000	4-4	1.000	2	7	9	4.5	8	1	0	5.0
14	MAHMOUD, Anas	2-1	20	10.0	2-6	.333	0-0	.000	0-0	.000	1	3	4	2.0	2	0	0	2.0
05	WILLIAMS, Malik	1-0	5	5.0	0-1	.000	0-1	.000	0-0	.000	0	1	1	1.0	0	0	0	0.0
Team											2	1	3					
Total.....		2	400		51-109	.468	17-39	.436	31-42	.738	13	53	66	33.0	30	1	28	75.0
Opponents.....		2	400		48-115	.417	10-43	.233	20-30	.667	19	50	69	34.5	40	-	21	63.0

TEAM STATISTICS	LOU	OPP	Date	Opponent	Score	Att.
SCORING	150	126	3/13/18	NORTHERN KENTUCKY	w 66-58	9974
Points per game	75.0	63.0	3/18/18	MIDDLE TENNESSEE	w 84-68	13050
Scoring margin	+12.0	-	* - Conference game			
FIELD GOALS-ATT	51-109	48-115				
Field goal pct	.468	.417				
3 POINT FG-ATT	17-39	10-43				
3-point FG pct	.436	.233				
3-pt FG made per game	8.5	5.0				
FREE THROWS-ATT	31-42	20-30				
Free throw pct	.738	.667				
F-Throws made per game	15.5	10.0				
REBOUNDS	66	69				
Rebounds per game	33.0	34.5				
Rebounding margin	-1.5	-				
ASSISTS	28	21				
Assists per game	14.0	10.5				
TURNOVERS	17	29				
Turnovers per game	8.5	14.5				
Turnover margin	+6.0	-				
Assist/turnover ratio	1.6	0.7				
STEALS	15	6				
Steals per game	7.5	3.0				
BLOCKS	9	3				
Blocks per game	4.5	1.5				
ATTENDANCE	23024	0				
Home games-Avg/Game	2-11512	0-0				
Neutral site-Avg/Game	-	0-0				

Score by Periods	1st	2nd	3rd	4th	Totals
Louisville	31	33	46	40	150
Opponents	31	25	40	30	126



2017-18 Louisville Men's Basketball
Louisville Combined Team Statistics (as of Mar 18, 2018)
Postseason Games



RECORD:	OVERALL	HOME	AWAY	NEUTRAL
ALL GAMES	3-1	2-0	0-0	1-1
CONFERENCE	0-0	0-0	0-0	0-0
NON-CONFERENCE	3-1	2-0	0-0	1-1

#	Player	gp-gs	min	avg	Total		3-Point		F-Throw		Rebounds								pts	avg		
					fg-fga	fg%	3fg-fga	3fg%	ft-fga	ft%	off	def	tot	avg	pf	dq	a	to			blk	stl
13	SPALDING, Ray	4-3	129	32.2	24-43	.558	1-2	.500	10-14	.714	9	18	27	6.8	7	0	8	3	7	8	59	14.8
22	ADEL, Deng	4-4	124	31.0	16-35	.457	6-13	.462	10-12	.833	0	18	18	4.5	7	0	3	8	0	2	48	12.0
04	SNIDER, Quentin	4-4	124	31.0	12-35	.343	8-18	.444	6-9	.667	2	9	11	2.8	4	0	20	4	0	1	38	9.5
00	KING, V.J.	4-4	109	27.3	10-22	.455	3-6	.500	9-10	.900	2	13	15	3.8	3	0	6	3	0	1	32	8.0
33	NWORA, Jordan	3-0	39	13.0	7-17	.412	5-11	.455	3-4	.750	4	3	7	2.3	6	0	0	3	0	3	22	7.3
30	McMAHON, Ryan	4-0	56	14.0	10-15	.667	7-12	.583	1-2	.500	0	3	3	0.8	5	0	5	1	0	3	28	7.0
24	SUTTON, Dwayne	4-2	74	18.5	9-19	.474	2-5	.400	5-6	.833	6	12	18	4.5	9	1	2	2	3	4	25	6.3
02	PERRY, Darius	4-0	71	17.8	8-18	.444	4-8	.500	4-6	.667	0	4	4	1.0	7	0	5	8	0	3	24	6.0
14	MAHMOUD, Anas	4-3	69	17.3	5-16	.313	0-0	.000	4-8	.500	3	11	14	3.5	7	0	5	1	11	1	14	3.5
05	WILLIAMS, Malik	2-0	5	2.5	0-1	.000	0-1	.000	0-0	.000	0	1	1	0.5	0	0	0	0	0	0	0	0.0
	Team										6	5	11				1					
	Total.....	4	800		101-221	.457	36-76	.474	52-71	.732	32	97	129	32.2	55	1	54	34	21	26	290	72.5
	Opponents.....	4	800		106-235	.451	25-81	.309	38-58	.655	43	95	138	34.5	69	-	47	49	16	15	275	68.8

TEAM STATISTICS	LOU	OPP	Date	Opponent	Score	Att.
SCORING	290	275	3/7/18	vs Florida State	w 82-74	17732
Points per game	72.5	68.8	3/8/18	vs Virginia	L 58-75	17732
Scoring margin	+3.8	-	3/13/18	NORTHERN KENTUCKY	w 66-58	9974
FIELD GOALS-ATT	101-221	106-235	3/18/18	MIDDLE TENNESSEE	w 84-68	13050
Field goal pct	.457	.451	* - Conference game			
3 POINT FG-ATT	36-76	25-81				
3-point FG pct	.474	.309				
3-pt FG made per game	9.0	6.3				
FREE THROWS-ATT	52-71	38-58				
Free throw pct	.732	.655				
F-Throws made per game	13.0	9.5				
REBOUNDS	129	138				
Rebounds per game	32.2	34.5				
Rebounding margin	-2.2	-				
ASSISTS	54	47				
Assists per game	13.5	11.8				
TURNOVERS	34	49				
Turnovers per game	8.5	12.3				
Turnover margin	+3.8	-				
Assist/turnover ratio	1.6	1.0				
STEALS	26	15				
Steals per game	6.5	3.8				
BLOCKS	21	16				
Blocks per game	5.3	4.0				
ATTENDANCE	23024	35464				
Home games-Avg/Game	2-11512	0-0				
Neutral site-Avg/Game	-	2-17732				

Score by Periods	1st	2nd	3rd	4th	Totals
Louisville	99	105	46	40	290
Opponents	91	114	40	30	275



2017-18 Louisville Men's Basketball
Louisville Points-Rebounds-Assists (as of Mar 18, 2018)
All games



				00	01	02	03	04	05	12
Opponent	Date	Score		KING,VJ	THOMAS,LAN	PERRY,DARI	GRIFFIN,JO	SNIDER,QUE	WILLIAMS,M	REDDING,JA
GEORGE MASON	11/12/17	72-61	w	5-1-0	DNP	17-2-3	DNP	10-6-3	2-1-0	DNP
OMAHA	11/17/17	87-78	w	8-5-0	DNP	9-1-1	DNP	7-2-4	8-4-2	DNP
SOUTHERN ILLINOIS	11/21/17	84-42	w	4-8-1	5-3-0	10-1-7	DNP	5-2-3	2-3-0	6-0-0
ST. FRANCIS	11/24/17	84-72	w	10-2-0	0-1-0	2-1-2	DNP	11-2-6	DNP	DNP
at Purdue	11/28/17	57-66	L	17-6-0	0-0-0	0-1-1	DNP	3-5-6	0-2-0	DNP
SETON HALL	12/3/17	77-79	L	14-5-1	DNP	4-1-1	DNP	15-7-2	3-3-0	DNP
SIENA	12/6/17	86-60	w	7-2-0	2-0-0	7-0-1	0-0-0	16-2-2	5-4-0	2-0-0
INDIANA	12/9/17	71-62	w	7-2-0	DNP	0-2-2	DNP	13-2-5	9-4-0	DNP
BRYANT	12/11/17	102-59	w	7-4-3	10-7-0	2-1-4	0-0-1	17-4-2	4-6-0	5-0-0
vs MEMPHIS	12/16/17	81-72	w	17-3-3	DNP	2-1-0	DNP	19-3-5	0-1-0	DNP
ALBANY	12/20/17	70-68	w	6-7-2	DNP	1-0-1	DNP	19-1-4	0-4-0	DNP
GRAND CANYON	12/23/17	74-56	w	7-3-1	DNP	3-1-1	DNP	12-3-5	0-0-0	DNP
at Kentucky	12/29/17	61-90	L	12-4-0	0-0-0	0-0-0	DNP	7-3-4	8-5-0	DNP
PITTSBURGH	1/2/18	77-51	w	5-3-0	3-2-0	0-2-0	0-0-0	19-3-4	8-5-0	DNP
at Clemson	1/6/18	69-74	L	9-3-1	DNP	0-1-0	DNP	13-4-5	0-2-0	DNP
at Florida State	1/10/18	73-69	w	7-5-0	DNP	0-1-1	DNP	9-2-6	5-3-0	DNP
VIRGINIA TECH	1/13/18	94-86	w	16-2-1	DNP	3-1-1	DNP	19-2-3	3-1-2	DNP
at Notre Dame	1/16/18	82-78	w	2-3-0	DNP	0-1-2	DNP	22-3-7	2-3-0	DNP
BOSTON COLLEGE	1/21/18	77-69	w	15-2-2	0-0-0	0-0-0	DNP	7-4-3	10-5-0	DNP
at Miami	1/24/18	75-78	L	4-2-0	DNP	0-1-0	DNP	18-3-3	7-3-0	DNP
WAKE FOREST	1/27/18	96-77	w	15-2-4	0-1-0	9-3-2	0-0-0	15-2-3	4-5-0	0-0-0
at Virginia	1/31/18	64-74	L	10-3-1	DNP	0-2-1	DNP	5-1-2	0-0-0	DNP
FLORIDA STATE	2/3/18	76-80	L	10-6-0	DNP	3-0-0	DNP	15-2-7	7-2-0	DNP
SYRACUSE	2/5/18	73-78	L	7-1-1	DNP	3-2-4	DNP	3-1-0	9-2-1	DNP
GEORGIA TECH	2/8/18	77-54	w	5-2-2	0-0-0	7-2-1	0-0-0	4-2-7	11-3-0	0-0-0
at Pitt	2/11/18	94-60	w	14-1-1	6-1-0	7-3-7	0-0-1	11-0-5	14-4-0	0-0-0
NORTH CAROLINA	2/17/18	76-93	L	5-5-0	DNP	3-0-0	DNP	12-2-1	2-0-0	DNP
at Duke	2/21/18	56-82	L	10-2-1	DNP	3-0-2	DNP	6-4-4	0-0-0	DNP
at Virginia Tech	2/24/18	75-68	w	2-3-0	DNP	8-0-3	DNP	22-6-6	0-0-0	DNP
VIRGINIA	3/1/18	66-67	L	8-2-0	DNP	2-2-0	DNP	13-0-0	0-0-0	DNP
at NC State	3/3/18	69-76	L	7-3-0	DNP	5-3-0	DNP	12-1-6	0-1-0	DNP
vs Florida State	3/7/18	82-74	w	4-2-1	DNP	8-2-1	DNP	19-5-6	0-0-0	DNP
vs Virginia	3/8/18	58-75	L	11-2-1	DNP	0-0-0	DNP	3-2-3	DNP	DNP
NORTHERN KENTUCKY	3/13/18	66-58	w	4-5-3	DNP	8-1-1	DNP	9-2-3	0-1-0	DNP
MIDDLE TENNESSEE	3/18/18	84-68	w	13-6-1	DNP	8-1-3	DNP	7-2-8	DNP	DNP

				13	14	22	24	30	33
Opponent	Date	Score		SPALDING,R	MAHMOUD,AN	ADEL,DENG	SUTTON,DWA	MCMAHON,RY	NWORA,JORD
GEORGE MASON	11/12/17	72-61	w	2-7-1	6-9-1	20-4-3	0-0-0	DNP	10-3-0
OMAHA	11/17/17	87-78	w	19-11-2	10-8-1	21-8-4	3-10-0	DNP	2-3-0
SOUTHERN ILLINOIS	11/21/17	84-42	w	8-6-1	2-5-2	16-7-1	8-6-1	DNP	18-8-1
ST. FRANCIS	11/24/17	84-72	w	19-13-1	12-9-2	13-3-4	7-2-1	DNP	10-0-0
at Purdue	11/28/17	57-66	L	8-9-0	11-8-1	13-4-2	2-1-0	DNP	3-4-0
SETON HALL	12/3/17	77-79	L	2-8-1	0-1-0	20-5-2	9-3-1	DNP	10-2-0
SIENA	12/6/17	86-60	w	10-10-2	17-13-1	9-2-5	0-6-0	DNP	11-4-0
INDIANA	12/9/17	71-62	w	10-14-2	10-7-0	16-1-1	2-3-0	4-1-3	0-0-0
BRYANT	12/11/17	102-59	w	11-9-3	17-9-1	17-0-4	8-4-0	2-0-2	2-2-1
vs MEMPHIS	12/16/17	81-72	w	12-9-1	4-2-1	15-3-3	6-2-1	6-2-2	0-3-0
ALBANY	12/20/17	70-68	w	7-3-0	9-7-1	13-3-1	0-9-0	15-1-1	0-1-1
GRAND CANYON	12/23/17	74-56	w	21-16-1	7-5-2	14-1-2	7-5-0	3-4-2	0-0-0
at Kentucky	12/29/17	61-90	L	12-11-1	4-4-0	13-4-3	0-0-0	2-1-2	3-0-0
PITTSBURGH	1/2/18	77-51	w	10-3-2	7-5-1	12-6-2	3-8-1	10-0-0	0-4-1
at Clemson	1/6/18	69-74	L	16-14-1	6-3-1	14-11-2	5-3-1	6-1-1	DNP
at Florida State	1/10/18	73-69	w	15-6-1	8-6-2	16-6-5	2-2-0	11-2-1	DNP
VIRGINIA TECH	1/13/18	94-86	w	6-5-1	6-5-1	27-11-3	4-4-2	10-3-3	DNP
at Notre Dame	1/16/18	82-78	w	23-12-2	4-6-0	14-4-2	0-0-0	9-0-1	6-1-0
BOSTON COLLEGE	1/21/18	77-69	w	5-11-1	0-1-0	18-10-5	2-3-0	5-1-0	15-5-1
at Miami	1/24/18	75-78	L	9-13-1	15-5-2	13-5-0	2-3-0	5-0-2	2-0-0
WAKE FOREST	1/27/18	96-77	w	6-5-1	9-4-1	14-4-4	13-3-0	9-0-2	2-3-3
at Virginia	1/31/18	64-74	L	16-7-1	4-3-2	15-5-2	5-1-1	9-2-1	DNP
FLORIDA STATE	2/3/18	76-80	L	13-9-2	6-4-2	19-8-1	0-2-0	3-1-0	DNP
SYRACUSE	2/5/18	73-78	L	18-9-3	10-6-3	10-8-5	0-2-0	6-0-0	7-0-0
GEORGIA TECH	2/8/18	77-54	w	11-4-0	12-7-1	DNP	5-3-2	6-5-5	16-4-0
at Pitt	2/11/18	94-60	w	8-6-1	14-5-0	DNP	2-6-1	5-1-5	13-6-2
NORTH CAROLINA	2/17/18	76-93	L	18-12-1	3-2-0	20-4-6	6-4-0	7-1-1	0-0-0
at Duke	2/21/18	56-82	L	17-10-1	2-4-1	10-5-1	5-4-1	3-1-2	0-0-0
at Virginia Tech	2/24/18	75-68	w	12-7-0	4-5-0	10-9-8	17-11-2	0-0-0	DNP
VIRGINIA	3/1/18	66-67	L	16-9-1	2-2-1	18-6-4	2-4-1	5-1-0	0-0-0
at NC State	3/3/18	69-76	L	12-6-0	6-6-0	20-7-3	2-7-2	5-0-1	DNP
vs Florida State	3/7/18	82-74	w	18-4-1	5-6-3	15-8-2	10-6-1	3-0-0	DNP
vs Virginia	3/8/18	58-75	L	16-6-3	5-4-2	13-4-1	5-3-1	0-0-0	5-1-0
NORTHERN KENTUCKY	3/13/18	66-58	w	7-13-2	2-2-0	20-4-0	6-6-0	10-0-2	0-2-0
MIDDLE TENNESSEE	3/18/18	84-68	w	18-4-2	2-2-0	0-2-0	4-3-0	15-3-3	17-4-0



2017-18 Louisville Men's Basketball
Louisville Game-by-Game Highs (as of Feb 11, 2018)
All games



Opponent	Date	Score	Points	Rebounds	Assists	Steals	Blocked shots
GEORGE MASON	11/12/17	72-61	20-ADEL, Deng	9-MAHMOUD, Anas	3-SNIDER, Quentin PERRY, Darius ADEL, Deng	3-SPALDING, Ray	2-ADEL, Deng MAHMOUD, Anas
OMAHA	11/17/17	87-78	21-ADEL, Deng	11-SPALDING, Ray	4-ADEL, Deng SNIDER, Quentin	2-PERRY, Darius SPALDING, Ray	8-MAHMOUD, Anas
SOUTHERN ILLINOIS	11/21/17	84-42	18-NWORA, Jordan	8-KING, V.J. NWORA, Jordan	7-PERRY, Darius	4-ADEL, Deng	3-MAHMOUD, Anas
ST. FRANCIS	11/24/17	84-72	19-SPALDING, Ray	13-SPALDING, Ray	6-SNIDER, Quentin	2-MAHMOUD, Anas	5-SPALDING, Ray
at Purdue	11/28/17	57-66	17-KING, V.J.	9-SPALDING, Ray	6-SNIDER, Quentin	3-SPALDING, Ray	1-MAHMOUD, Anas
SETON HALL	12/3/17	77-79	20-ADEL, Deng	8-SPALDING, Ray	2-SNIDER, Quentin ADEL, Deng	2-MAHMOUD, Anas	5-MAHMOUD, Anas
SIENA	12/6/17	86-60	17-MAHMOUD, Anas	13-MAHMOUD, Anas	5-ADEL, Deng	4-SPALDING, Ray	9-MAHMOUD, Anas
INDIANA	12/9/17	71-62	16-ADEL, Deng	14-SPALDING, Ray	5-SNIDER, Quentin	3-KING, V.J.	5-SPALDING, Ray
BRYANT	12/11/17	102-59	17-MAHMOUD, Anas ADEL, Deng SNIDER, Quentin	9-MAHMOUD, Anas SPALDING, Ray	4-ADEL, Deng PERRY, Darius	3-SPALDING, Ray	3-MAHMOUD, Anas
vs MEMPHIS	12/16/17	81-72	19-SNIDER, Quentin	9-SPALDING, Ray	5-SNIDER, Quentin	2-PERRY, Darius MAHMOUD, Anas	7-MAHMOUD, Anas
ALBANY	12/20/17	70-68	19-SNIDER, Quentin	9-SUTTON, Dwayne	4-SNIDER, Quentin	2-MAHMOUD, Anas	9-MAHMOUD, Anas
GRAND CANYON	12/23/17	74-56	21-SPALDING, Ray	16-SPALDING, Ray	5-SNIDER, Quentin	3-McMAHON, Ryan SPALDING, Ray	3-MAHMOUD, Anas
at Kentucky	12/29/17	61-90	13-ADEL, Deng	11-SPALDING, Ray	4-SNIDER, Quentin	1-MAHMOUD, Anas SPALDING, Ray THOMAS, Lance	1-WILLIAMS, Malik SPALDING, Ray MAHMOUD, Anas ADEL, Deng THOMAS, Lance
PITTSBURGH	1/2/18	77-51	19-SNIDER, Quentin	8-SUTTON, Dwayne	4-SNIDER, Quentin	2-McMAHON, Ryan SPALDING, Ray	2-MAHMOUD, Anas
at Clemson	1/6/18	69-74	16-SPALDING, Ray	14-SPALDING, Ray	5-SNIDER, Quentin	2-SNIDER, Quentin SUTTON, Dwayne	2-SPALDING, Ray SUTTON, Dwayne
at Florida State	1/10/18	73-69	16-ADEL, Deng	6-ADEL, Deng MAHMOUD, Anas SPALDING, Ray	6-SNIDER, Quentin	2-SPALDING, Ray	4-MAHMOUD, Anas
VIRGINIA TECH	1/13/18	94-86	27-ADEL, Deng	11-ADEL, Deng	3-SNIDER, Quentin McMAHON, Ryan ADEL, Deng	3-SUTTON, Dwayne	4-SPALDING, Ray
at Notre Dame	1/16/18	82-78	23-SPALDING, Ray	12-SPALDING, Ray	7-SNIDER, Quentin	2-NWORA, Jordan SPALDING, Ray	4-MAHMOUD, Anas
BOSTON COLLEGE	1/21/18	77-69	18-ADEL, Deng	11-SPALDING, Ray	5-ADEL, Deng	2-SUTTON, Dwayne MAHMOUD, Anas	3-MAHMOUD, Anas
at Miami	1/24/18	75-78	18-SNIDER, Quentin	13-SPALDING, Ray	3-SNIDER, Quentin	2-WILLIAMS, Malik McMAHON, Ryan SPALDING, Ray	5-SPALDING, Ray
WAKE FOREST	1/27/18	96-77	15-KING, V.J. SNIDER, Quentin	5-SPALDING, Ray WILLIAMS, Malik	4-ADEL, Deng KING, V.J.	3-PERRY, Darius	2-MAHMOUD, Anas SPALDING, Ray
at Virginia	1/31/18	64-74	16-SPALDING, Ray	7-SPALDING, Ray	2-MAHMOUD, Anas ADEL, Deng SNIDER, Quentin	1-SPALDING, Ray SUTTON, Dwayne	1-MAHMOUD, Anas
FLORIDA STATE	2/3/18	76-80	19-ADEL, Deng	9-SPALDING, Ray	7-SNIDER, Quentin	3-SPALDING, Ray	3-WILLIAMS, Malik
SYRACUSE	2/5/18	73-78	18-SPALDING, Ray	9-SPALDING, Ray	5-ADEL, Deng	1-MAHMOUD, Anas SPALDING, Ray WILLIAMS, Malik	1-MAHMOUD, Anas
GEORGIA TECH	2/8/18	77-54	16-NWORA, Jordan	7-MAHMOUD, Anas	7-SNIDER, Quentin	4-McMAHON, Ryan NWORA, Jordan	2-MAHMOUD, Anas



2017-18 Louisville Men's Basketball
Louisville Game-by-Game Highs (as of Mar 18, 2018)
All games



Opponent	Date	Score	Points	Rebounds	Assists	Steals	Blocked shots
at Pitt	2/11/18	94-60	14-WILLIAMS, Malik MAHMOUD, Anas KING, V.J.	6-SUTTON, Dwayne NWORA, Jordan SPALDING, Ray	7-PERRY, Darius	2-PERRY, Darius SPALDING, Ray	2-MAHMOUD, Anas SUTTON, Dwayne
NORTH CAROLINA	2/17/18	76-93	20-ADEL, Deng	12-SPALDING, Ray	6-ADEL, Deng	2-SUTTON, Dwayne ADEL, Deng SPALDING, Ray	3-MAHMOUD, Anas
at Duke	2/21/18	56-82	17-SPALDING, Ray	10-SPALDING, Ray	4-SNIDER, Quentin	2-SUTTON, Dwayne	2-MAHMOUD, Anas
at Virginia Tech	2/24/18	75-68	22-SNIDER, Quentin	11-SUTTON, Dwayne	8-ADEL, Deng	1-ADEL, Deng WILLIAMS, Malik	2-MAHMOUD, Anas
VIRGINIA	3/1/18	66-67	18-ADEL, Deng	9-SPALDING, Ray	4-ADEL, Deng	1-SUTTON, Dwayne McMAHON, Ryan SPALDING, Ray	2-SPALDING, Ray
at NC State	3/3/18	69-76	20-ADEL, Deng	7-SUTTON, Dwayne ADEL, Deng	6-SNIDER, Quentin	2-MAHMOUD, Anas	5-MAHMOUD, Anas
vs Florida State	3/7/18	82-74	19-SNIDER, Quentin	8-ADEL, Deng	6-SNIDER, Quentin	1-KING, V.J. MAHMOUD, Anas ADEL, Deng SUTTON, Dwayne PERRY, Darius SPALDING, Ray	5-MAHMOUD, Anas
vs Virginia	3/8/18	58-75	16-SPALDING, Ray	6-SPALDING, Ray	3-SNIDER, Quentin SPALDING, Ray	2-SPALDING, Ray NWORA, Jordan	2-MAHMOUD, Anas
NORTHERN KENTUCKY	3/13/18	66-58	20-ADEL, Deng	13-SPALDING, Ray	3-KING, V.J. SNIDER, Quentin	3-SPALDING, Ray	4-SPALDING, Ray
MIDDLE TENNESSEE	3/18/18	84-68	18-SPALDING, Ray	6-KING, V.J.	8-SNIDER, Quentin	2-SPALDING, Ray	2-MAHMOUD, Anas

Specialty Stats Game-by-Game (UL/Opp)

Opponent	Date	Paint	Off TO	2nd Chnc	Fast Brk	Bench	Opponent	Date	Paint	Off TO	2nd Chnc	Fast Brk	Bench
George Mason	11/7/17	24/16	18/8	9/7	11/2	29/0	Boston College	1/21/18	28/26	19/16	8/10	10/0	22/2
Omaha	11/12/17	50/42	16/27	14/17	10/10	24/17	Miami	1/24/18	38/34	16/8	13/18	4/6	24/11
Southern Illinois	11/21/17	40/24	19/5	8/10	16/0	49/10	Wake Forest	1/27/18	42/34	28/8	3/21	19/4	42/15
St. Francis	11/24/17	40/20	17/6	14/11	2/2	19/20	Virginia	1/31/18	22/22	6/22	6/0	2/4	18/22
at Purdue	11/28/17	22/22	16/14	10/13	6/4	5/11	Florida State	2/3/18	24/34	11/13	12/13	3/6	12/19
Seton Hall	12/3/17	26/40	17/16	7/8	8/8	26/3	Syracuse	2/5/18	34/30	9/20	15/12	4/2	34/2
Siena	12/6/17	44/20	21/19	9/21	15/0	27/43	Georgia Tech	2/8/18	28/22	21/3	8/6	4/4	38/8
Indiana	12/9/17	30/32	17/9	13/18	7/0	15/16	Pittsburgh	2/11/18	44/22	19/9	8/5	15/0	40/34
Bryant	12/11/17	50/26	17/4	20/14	6/0	33/10	North Carolina	2/17/18	38/42	8/9	6/22	5/0	35/9
vs. Memphis	12/16/17	24/34	13/13	6/14	8/8	14/15	Duke	2/21/18	32/30	15/11	15/15	8/6	11/14
Albany	12/20/17	24/34	7/8	0/13	7/2	16/13	Virginia Tech	2/24/18	16/38	3/18	10/9	2/7	12/24
Grand Canyon	12/23/17	34/24	21/15	13/7	2/4	13/6	Virginia	3/1/18	18/26	13/16	4/12	2/2	9/16
at Kentucky	12/28/17	30/42	15/16	15/12	4/10	13/35	NC State	3/3/18	28/30	7/16	11/4	8/4	12/41
Pittsburgh	1/2/18	44/18	14/5	10/4	8/0	23/12	Florida State	3/7/18	26/38	19/10	15/15	6/4	21/40
at Clemson	1/6/18	38/30	13/12	9/10	4/4	17/6	Virginia	3/8/18	16/42	9/5	7/16	2/5	10/22
at Florida State	1/10/18	28/34	16/11	11/20	8/8	21/21	Northern Kentucky	3/13/18	26/34	12/6	4/9	10/4	25/9
Virginia Tech	1/13/18	28/40	20/16	15/16	8/2	23/8	Middle Tennessee	3/18/18	28/36	22/5	6/10	5/0	42/18
Notre Dame	1/16/18	28/36	21/20	15/21	2/6	19/15							

2017-18 Louisville Men's Basketball Miscellaneous Statistics

Louisville's Record When the Cardinals ...

Lead at halftime	17-2
Trail at halftime	3-10
Are tied at halftime	2-1
Shoot better from the field than opponent	21-3
Shoot worse from the field than opponent	1-9
Shoot 50 percent or better from the field	9-1
Shoot below 50 percent from the field	13-12
Opp. shoots 50 pct. or better from the field	1-2
Opp. shoots below 50 pct. from the field	21-11
Make 7 or fewer three-point goals	6-10
Make more than 7 three-point goals	16-3
Attempt 20 or fewer three-point goals	10-8
Attempt more than 20 three-point goals	12-5
Shoot more free throws than their opp.	16-3
Opponent shoots more free throws	4-9
Outrebound their opponent	14-5
Are outrebounded by their opponent	8-8
Bench outscored the opponent bench	15-5
Opponent bench outscored their bench	6-8
Commit fewer turnovers than their opp.	20-3
Commit more turnovers than their opp.	2-8
Commit same number of turnover as opp.	0-1
Commit 15 or fewer turnovers	18-11
Commit more than 15 turnovers	4-2
Lead with 5:00 Remaining	17-1
Trail with 5:00 Remaining	3-12
Tied with 5:00 Remaining	2-0
1-3 point margins	1-3
4-5 point margins	2-3
6-10 point margins	8-3
11-19 point margins	5-2
20 or more point margins	6-2
Overtime games	1-2
Vs. Top 25 teams	1-7
Home games	16-5
Away games	4-7
Neutral games	2-1
Score 59 or fewer points	0-3
Score 60-69 points	1-5
Score 70-79 points	9-5
Score 80-89 points	9-0
Score 90 or more points	3-0
Allow 59 or fewer points	6-0
Allow 60-69 points	9-2
Allow 70-79 points	6-7
Allow 80 or more points	1-4

Double-Doubles

Spalding	10	Adel	3
Mahmoud	1	Sutton	1

Points Off Turnovers

Louisville	535	Opponents	409
------------------	-----	-----------------	-----

Bench Scoring

Louisville	793 (22.7)	Opp	567 (16.2)
------------------	------------	-----------	------------

Rebounding Advantage

Louisville	18	Opponents	16
------------------	----	-----------------	----

Attendance

Home	360,709	(17,177 avg.)
Away	130,142	(11,831 avg.)
Neutral	41,989	(13,996 avg.)
Total	532,840	(15,224 avg.)

Double-Figure

Scoring Games

Adel	31
Spalding	24
Snider	22
King	14
Mahmoud	10
Nwora	9
McMahon	6
Sutton	3
Williams	3
Perry	2
Thomas	1

Games Leading

UofL in Scoring

Adel	14
Spalding	9
Snider	8
King	3
Mahmoud	3
Nwora	2
Williams	1

Games Leading

UofL in Rebounding

Spalding	24
Mahmoud	5
Sutton	5
Adel	4
King	2
Nwora	2
Williams	1

Games Leading

UofL in Assists

Snider	25
Adel	13
Perry	4
King	2
Mahmoud	1
McMahon	1

Scored Louisville's

First Points

<i>Who</i>	
King	11
Spalding	10
Adel	5
Snider	4
Mahmoud	3
Williams	2
<i>How</i>	
Jumper	16
Layup	9
3-pointer	6
Dunk	2
Free Throw	2

Dunks 100

Spalding	39
Mahmoud	20
Adel	11
King	9
Sutton	7
Nwora	6
Perry	4
Williams	3
Thomas	1

Jump Balls Controlled

Louisville	18	(Spalding 17, Mahmoud 1)
Opponents	17	

Starting Lineups

W-L	Forward	Forward	Center	Guard	Guard
10-7	Adel	Spalding	Mahmoud	Snider	King
7-4	Adel	Spalding	Williams	Snider	King
2-1	King	Spalding	Mahmoud	Snider	Perry
2-0	Adel	Spalding	Sutton	Snider	King
1-0	Adel	Sutton	Mahmoud	Snider	King
0-1	Adel	Williams	Mahmoud	Snider	King

Scoring Summary

	1st Half	2nd Half	OT	Total
Louisville	1210	1415	40	2665
Opponents	1112	1298	44	2454

Leads and Deficits

UL's Biggest Halftime Lead	26 vs. Pittsburgh (2/11)
UL's Biggest Halftime Lead Blown	7 (38-31) vs. Albany (12/20)
UL's Biggest Halftime Deficit	
Overcome	13 (32-45) vs. Florida State (1/10)
UL's Biggest 2nd Half Lead	48 (84-36) vs. Southern Illinois (11/21)
UL's Biggest 2nd Half Lead Blown	13 (46-33) vs. Virginia (3/1)
UL's Biggest 2nd Half Deficit	32 (76-44) vs. Kentucky (12/29)
UL's Biggest 2nd Half Deficit	
Overcome	14 (34-48) vs. Florida State (1/10)
UL's Biggest Overall Lead	48 (84-36) vs. Southern Illinois (11/21)
UL's Biggest Lead Blown	13 twice
<i>latest:</i> (46-33) vs. Virginia (3/1)	
UL's Biggest Overall Deficit	32 (76-44) vs. Kentucky (12/29)
UL's Biggest Deficit Overcome	17 (28-45) vs. Florida State (1/10)

Home, Road and Half Statistics

Halftime Leads	UL 17, Opp 14, Tied 3
FG% in KFC Yum! Center	469 (583-1243)
FG% Away from Home	436 (365-837)
3 Pt FG% in KFC Yum! Center	378 (167-442)
3 Pt FG% Away from Home	368 (106-288)
FT% in KFC Yum! Center	727 (339-466)
FT% Away from Home	773 (160-207)
Scoring Average	
in KFC Yum! Center	79.5 (1669 pts.)
Scoring Avg. on the Road	71.1 (996 pts.)
Opp. Scoring Average	
in KFC Yum! Center	67.5 (1418 pts.)
Opp. Scoring Average	
on the Road	74.0 (1036 pts.)
Most 1st Half Points	51 vs. Bryant (12/11)
Most 2nd Half Points	55 vs. Southern Illinois (11/21)
Fewest 1st Half Points	22 vs. Purdue (11/28)
Fewest 2nd Half Points	31 vs. Miami (1/24)
vs. Virginia (3/8)	
Largest Halftime Lead	26 vs. Pittsburgh (2/11)
Largest Halftime Deficit	17 vs. Duke (2/21)

2017-18 Louisville Men's Basketball Team Superlatives

Louisville High	Louisville Low	Statistical Category	Opponent High	Opponent Low
102 vs. Bryant (12/11)	56 vs. Duke (2/21)	Points	93 by North Carolina (2/17)	42 by Southern Illinois (11/21)
51 vs. Bryant (12/11)	22 vs. Purdue (11/28)	First Half Points	49 by North Carolina (2/17)	16 by Georgia Tech (2/8)
55 vs. Southern Illinois (11/21)	31 vs. Miami (1/24) vs. Duke (2/21)	Second Half Points	53 by Omaha (11/17)	24 four times <i>latest:</i> by Florida State (1/10)
39 vs. Bryant (12/11)	18 vs. Virginia (3/8)	Field Goals	36 by North Carolina (2/17)	17 by Southern Illinois (11/21) by Pittsburgh (1/2)
71 vs. Wake Forest (1/27)	46 vs. Virginia (3/1)	Field Goal Attempts	86 by Omaha (11/17)	49 by Pittsburgh (1/2)
.630 vs. Pittsburgh (2/11)	.317 vs. Purdue (11/28)	FG Percentage	.537 by Virginia (1/31)	.266 by Southern Illinois (11/21)
14 vs. Memphis (12/16)	3 vs. Kentucky (12/29)	3-Point Field Goals	12 by North Carolina (2/17)	3 by Southern Illinois (11/21)
27 vs. Virginia Tech (2/24)	14 vs. Clemson (1/6)	3-Point Field Goal Att.	38 by Notre Dame (1/16)	11 by Memphis (12/16)
.625 vs. Florida State (3/7)	.120 vs. Kentucky (12/29)	3-Point FG Percentage	.563 by Virginia (1/31)	.143 by Southern Illinois (11/21)
23 vs. Boston College (1/21)	5 vs. Duke (2/21)	Free Throws	24 by Kentucky (12/29)	5 by Southern Illinois (11/21)
31 vs. Boston College (1/21)	6 vs. Virginia (1/31)	Free Throw Attempts	32 by Purdue (11/28)	7 by Virginia (3/8)
100 vs. Virginia (1/31)	.533 vs. Florida State (3/7)	Free Throw Percentage	.938 by Duke (2/21)	.500 by Grand Canyon (12/23)
18 vs. Omaha (11/17)	4 vs. Pittsburgh (2/11)	Offensive Rebounds	26 by Notre Dame (1/16)	4 by Pittsburgh (1/2)
39 vs. Southern Illinois (11/21)	18 vs. Virginia (3/8)	Defensive Rebounds	33 by Florida State (2/3)	19 four times <i>latest:</i> by Pittsburgh (2/11)
53 vs. Omaha (11/17)	25 vs. Virginia (3/8)	Total Rebounds	52 by Albany (12/20)	25 by Virginia (1/31)
25 vs. Kentucky (12/29)	9 vs. Southern Illinois (11/21)	Fouls	22 by Pittsburgh (1/2)	9 by Virginia (1/31)
23 vs. Pittsburgh (2/11)	7 vs. Virginia (3/1)	Assists	20 by North Carolina (2/17)	6 by Siena (12/6), Bryant (12/11)
21 vs. Clemson (1/6)	6 vs. Bryant (12/11)	Turnovers	21 by Siena (12/6)	4 by NC State (3/3)
15 vs. Omaha (11/17) vs. Siena (12/6)	1 three times <i>latest:</i> vs. Syracuse (2/5)	Blocked Shots	11 by Florida State (3/7)	0 five times <i>latest:</i> by Syracuse (2/5)
15 vs. Georgia Tech (2/8)	2 vs. Virginia (1/31), V Tech (2.24)	Steals	15 by Clemson (1/6)	1 by Pitt (2/11), MTSU (3/18)

2017-18 Louisville Men's Basketball Individual Superlatives

	Louisville	Opponent
Points	27 by Deng Adel vs. Virginia Tech (1/13)	29 by Desi Rodriguez, Seton Hall (12/3)
Field Goals Made	10 by Deng Adel vs. Virginia Tech (1/13) by Ray Spalding vs. Notre Dame (1/16)	12 by Desi Rodriguez, Seton Hall (12/3)
Field Goals Attempted	18 by Ray Spalding vs. Omaha (11/17)	25 by Matt Farrell, Notre Dame (1/16)
Highest FG Pct. (min. 5 made)	.875 (7-8) by Deng Adel vs. Omaha (11/17) (7-8) by Ray Spalding vs. Syracuse (2/5)	.800 (8-10) by Chaundee Brown, Wake Forest (1/27)
3-Point Field Goals Made	7 by Quentin Snider vs. Virginia Tech (2/24)	6 by Grayson Allen, Duke (2/21)
3-Point Field Goals Attempted	14 by Quentin Snider vs. Virginia Tech (2/24)	15 by Grayson Allen, Duke (2/21)
3-Point FG Pct. (min. 3 made)	100 (3-3) by Darius Perry & Jordan Nwora vs. George Mason (11/12)	.750 (3-4) by Joe Cremo, Albany (12/20) (3-4) by Ty Jerome, Virginia (1/31)
Free Throws Made	8 three times <i>latest:</i> by V.J. King vs. Boston College (1/21)	11 by Tyus Battle, Syracuse (2/5)
Free Throws Attempted	10 by Ray Spalding vs. Pittsburgh (1/2)	11 four times <i>latest:</i> by Allerik Freeman, NC St. (3/3)
Free Throw Pct. (min. 8 made)	100 (8-8) three times <i>latest:</i> by V.J. King vs. Boston College (1/21)	100 (9-9) by Jeremiah Martin, Memphis (12/16) (11-11) by Tyus Battle, Syracuse (2/5)
Offensive Rebounds	6 by Ray Spalding (5 times) <i>latest:</i> vs. Kentucky (12/29)	11 by Martinas Gerben, Notre Dame (1/16)
Defensive Rebounds	12 by Ray Spalding vs. Northern Kentucky (3/13)	10 by Steffon Mitchell, Boston College (1/21) by Drew McDonald, Northern Kentucky (3/13)
Total Rebounds	16 by Ray Spalding vs. Grand Canyon (12/23)	17 by Martinas Gerben, Notre Dame (1/16)
Turnovers	5 by Darius Perry vs. Siena (12/6) by Ryan McMahon vs. Florida State (2/3)	7 by Ky Bowman, Boston College (1/21)
Assists	8 by Deng Adel vs. Virginia Tech (2/24)	9 by Ty Jerome, Virginia (1/31)
Blocked Shots	9 by Anas Mahmoud vs. Siena (12/6); Albany (12/20)	5 by Elijah Thomas, Clemson (1/6) by Omer Yurtseven, NC State (3/3)
Steals	4 four times <i>latest:</i> by Ryan McMahon & Jordan Nwora vs. Georgia Tech (2/8)	5 by Marcquise Reed, Clemson (1/6) by Trevon Duval, Duke (2/21)
Minutes Played (regulation game)	39 four times <i>latest:</i> by Ray Spalding vs. Virginia (3/8)	40 five times <i>latest:</i> by Jose Alvarado, Ga. Tech (2/8)
Minutes Played (overtime game)	47 by Ray Spalding vs. Notre Dame (1/16)	48 by Matt Farrell & TJ Gibbs, Notre Dame (1/16)

2017-18 Box Scores

Louisville 101, Kentucky Wesleyan 64 Oct. 30, 2017 -- KFC YUM! CENTER (Exhibition)

Louisville 101

Player	min	FG	3FG	FT	Reb	Ast	TO	BL	ST	PF	TP
Spalding	f 21	6-8	0-0	3-5	7	4	4	1	3	2	15
Adel	f 20	6-11	0-1	0-0	2	3	2	0	3	1	12
Mahmoud	c 27	10-11	0-0	0-1	5	4	1	7	3	1	20
King	g 24	2-5	0-1	2-4	3	2	2	0	1	1	6
Snider	g 23	3-5	2-3	2-2	5	5	0	0	0	1	10
Thomas	12	2-5	0-2	0-0	4	0	1	2	0	3	4
Perry	14	3-5	1-2	0-0	1	1	1	0	2	0	7
Griffin	10	0-1	0-1	0-0	0	0	0	0	0	0	0
Williams	20	2-9	1-4	3-4	4	1	3	2	2	3	8
Redding	3	1-1	0-0	0-0	1	0	1	0	0	1	2
Sutton	10	5-6	3-3	0-0	1	2	1	0	1	3	13
Nwora	16	1-8	0-4	2-2	7	0	0	0	2	1	4
Team					1						
Totals	200	41-75	7-21	12-18	41	22	16	12	17	17	101

Total FG%	1st H:	21-32	65.6%	2nd H:	20-43	46.5%	Game:	54.7%
3-Pt. FG%	1st H:	7-10	70.0%	2nd H:	0-11	0.0%	Game:	33.3%
FThrow %	1st H:	5- 8	62.5%	2nd H:	7-10	70.0%	Game:	66.7%

Kentucky Wesleyan 64

Player	min	FG	3FG	FT	Reb	Ast	TO	BL	ST	PF	TP
Harris	f 12	3-5	0-0	1-2	1	1	5	0	0	1	7
Quinn	f 35	7-10	0-0	0-0	8	1	3	3	2	1	14
Cardwell	g 27	4-10	0-1	3-4	3	2	6	1	0	3	11
Redix	g 20	1-4	0-2	0-0	1	3	3	0	0	1	2
Bell, R.	g 30	4-10	0-1	4-4	7	1	3	0	1	2	12
Hatton	15	0-2	0-2	0-0	2	0	1	0	0	0	0
Dzierzawski	22	1-4	0-0	0-0	1	4	4	0	0	1	2
Milligan	19	2-8	1-3	0-0	5	1	0	0	2	4	5
Noffsinger	1	0-0	0-0	0-0	0	0	0	0	0	0	0
Warnock	14	4-5	0-0	1-1	2	1	2	0	0	5	9
Bell, E.	3	0-1	0-0	0-0	0	0	0	0	0	0	0
Mumford	1	0-2	0-1	0-0	1	0	0	0	0	0	0
Overton	1	0-0	0-0	2-2	0	0	0	0	0	0	2
Team					2						
Totals	200	26-61	1-10	11-13	33	14	27	4	5	18	64

Total FG%	1st H:	17-28	60.7%	2nd H:	9-33	27.3%	Game:	42.6%
3-Pt. FG%	1st H:	0- 3	0.0%	2nd H:	1- 7	14.3%	Game:	10.0%
FThrow %	1st H:	1- 2	50.0%	2nd H:	10-11	90.9%	Game:	84.6%

Score by Periods	1st	2nd	Total	Attendance:
Ky. Wesleyan	35	29	64	Ties: 2
Louisville	54	47	101	Lead Changes: 1

Louisville 72, Bellarmine 57 Nov. 7, 2017 -- KFC YUM! CENTER (Exhibition)

Louisville 72

Player	min	FG	3FG	FT	Reb	Ast	TO	BL	ST	PF	TP
Spalding	f 20	2-3	0-1	3-4	7	0	3	0	1	3	7
Adel	f 32	7-12	2-5	5-8	7	1	5	0	0	1	21
Mahmoud	c 37	4-7	0-0	1-4	11	2	2	1	1	1	9
King	g 29	4-8	2-5	4-6	2	2	5	1	0	3	14
Snider	g 37	2-10	1-4	0-0	4	6	2	0	0	1	5
Perry	16	1-5	0-3	1-2	3	0	2	0	1	2	3
Williams	1	0-0	0-0	0-0	0	0	0	1	0	0	0
Sutton	13	2-2	1-1	0-0	1	0	1	0	0	3	5
Nwora	15	2-6	1-2	3-4	8	0	0	0	0	2	8
Team					0						
Totals	200	24-53	7-21	17-28	43	11	20	3	3	16	72

Total FG%	1st H:	10-26	38.5%	2nd H:	14-27	51.9%	Game:	45.3%
3-Pt. FG%	1st H:	5-13	38.5%	2nd H:	2- 8	25.0%	Game:	33.3%
FThrow %	1st H:	10-15	66.7%	2nd H:	7-13	53.8%	Game:	60.7%

Bellarmine 57

Player	min	FG	3FG	FT	Reb	Ast	TO	BL	ST	PF	TP
Corbett	f 18	1-2	1-1	1-2	4	1	0	0	3	1	4
Hunter	f 14	1-1	0-0	0-0	1	0	0	0	0	0	2
Eberhard	f 28	3-7	0-3	0-1	3	6	4	0	0	2	6
Jenkins	g 24	3-8	0-2	0-0	1	2	1	0	2	5	6
Coles	g 32	2-10	0-6	2-2	6	4	5	0	3	2	6
Weyer	27	3-7	2-5	0-0	5	0	1	0	2	3	8
Ramser	11	1-1	0-0	1-2	3	0	3	0	1	1	3
Bach	19	5-9	0-3	2-2	1	0	0	0	2	1	12
Fleming	10	1-4	1-3	0-0	1	1	0	0	0	3	3
Chitty	17	3-5	1-1	0-0	0	0	2	0	1	2	7
Team					0	1				1	
Totals	200	23-54	5-24	6-9	25	14	17	0	14	21	57

Total FG%	1st H:	10-27	37.0%	2nd H:	13-27	48.1%	Game:	42.6%
3-Pt. FG%	1st H:	3-23	23.1%	2nd H:	2-11	18.2%	Game:	20.8%
FThrow %	1st H:	0- 1	0.0%	2nd H:	6- 8	75.0%	Game:	66.7%

Score by Periods	1st	2nd	Total	Attendance:
Bellarmine	23	34	57	Ties: 3
Louisville	35	37	72	Lead Changes: 0

Louisville 72, George Mason 61 Nov. 12, 2017 -- KFC YUM! CENTER

Louisville 72

Player	min	FG	3FG	FT	Reb	Ast	TO	BL	ST	PF	TP
Spalding	f 29	1-6	0-1	0-0	7	1	3	1	3	5	2
Adel	f 39	9-17	1-5	1-2	4	3	3	2	0	3	20
Mahmoud	c 28	2-4	0-0	2-7	9	1	1	2	1	0	6
King	g 16	0-3	0-1	5-6	1	0	1	0	1	2	5
Snider	g 37	4-11	1-6	1-2	6	3	2	0	0	1	10
Perry	27	3-3	3-3	8-8	2	3	2	0	2	1	17
Williams	4	0-0	0-0	2-2	1	0	0	0	0	1	2
Sutton	6	0-1	0-1	0-0	0	0	0	0	0	2	0
Nwora	14	3-3	3-3	1-2	3	0	1	0	1	3	10
Team					3	1					
Totals	200	22-48	8-20	20-29	36	11	14	5	8	18	72

Total FG%	1st H:	8-28	28.6%	2nd H:	14-20	70.0%	Game:	45.8%
3-Pt. FG%	1st H:	1-10	10.0%	2nd H:	7-10	70.0%	Game:	40.0%
FThrow %	1st H:	7- 8	87.5%	2nd H:	13-21	61.9%	Game:	69.0%

George Mason 61

Player	min	FG	3FG	FT	Reb	Ast	TO	BL	ST	PF	TP
Mar	f 36	1-5	0-4	6-11	6	0	3	0	0	4	8
Kier	g 37	6-9	0-2	6-7	4	2	2	0	2	2	18
Livingston	g 40	1-10	1-3	0-0	2	3	2	0	0	1	3
Grayer	g 39	7-15	5-11	1-2	10	1	0	0	4	3	20
Boyd	g 29	5-10	2-6	0-0	4	1	4	0	0	4	12
Wilson	11	0-0	0-0	0-1	1	0	2	0	0	2	0
Greene	6	0-2	0-1	0-0	2	0	2	0	0	3	0
Calixte	2	0-1	0-0	0-0	1	0	1	0	0	1	0
Team					1						
Totals	200	20-52	8-27	13-21	31	7	15	0	6	20	61

Total FG%	1st H:	10-29	34.5%	2nd H:	10-23	43.5%	Game:	38.5%
3-Pt. FG%	1st H:	5-15	33.3%	2nd H:	3-12	25.0%	Game:	29.6%
FThrow %	1st H:	2- 4	50.0%	2nd H:	11-17	64.7%	Game:	61.9%

Score by Periods	1st	2nd	Total	Attendance:
George Mason	27	34	61	Ties: 3
Louisville	24	48	72	Lead Changes: 3

Louisville 87, Omaha 78 Nov. 17, 2017 -- KFC YUM! CENTER

Louisville 87

Player	min	FG	3FG	FT	Reb	Ast	TO	BL	ST	PF	TP
Spalding	f 27	9-18	1-1	0-0	11	2	2	3	2	2	19
Adel	f 34	7-8	0-1	8-8	8	4	2	1	1	2	21
Williams	c 19	3-7	1-3	1-1	4	2	2	3	0	2	8
King	g 28	3-9	1-2	1-2	5	0	3	0	0	0	8
Snider	g 29	2-9	1-5	2-2	2	4	2	0	1	1	7
Perry	15	2-4	0-2	5-5	1	1	2	0	2	2	9
Mahmoud	22	5-9	0-0	0-0	8	1	2	8	0	2	10
Sutton	18	0-1	0-1	3-4	10	0	1	0	0	1	3
Nwora	8	1-4	0-1	0-0	3	0	1	0	0	1	2
Team					1						
Totals	200	32-69	4-16	19-22	53	14	17	15	6	13	87

Total FG%	1st H:	16-34	47.1%	2nd H:	16-35	45.7%	Game:	46.4%
3-Pt. FG%	1st H:	3-11	27.3%	2nd H:	1- 5	20.0%	Game:	25.0%
FThrow %	1st H:	5- 6	83.3%	2nd H:	14-16	87.5%	Game:	86.4%

Omaha 78

Player	min	FG	3FG	FT	Reb	Ast	TO	BL	ST	PF	TP
Woodorf-Humphrey	f 33	6-14	2-3	0-0	12	1	0	1	3	3	14
Meyer	f 8	1-5	0-0	0-0	0	0	0	0	0	2	0
Robinson	g 29	5-14	2-6	2-2	3	5	3	0	3	2	14
Norl	g 34	7-17	1-3	1-2	8	1	0	0	1	2	16
Jackson	g 28	5-12	1-5	4-6	8	1	4	1	2	2	15
Gibson	29	2-10	0-6	0-0	1	4	1	0	0	4	4
Akinwale	11	2-3	2-2	0-0	1	2	0	0	3	1	6
Allbery	6	1-2	1-2	0-0	0	0	0	0	0	0	3
Pile	22	2-9	0-0	0-0	2	0	1	2	0	1	4
Team					6	1					
Totals	200	31-86	9-27	7-10	41	17	14	10	12	12	78

Total FG%	1st H:	10-41	24.4%	2nd H:	21-45	46.7%	Game:	36.0%
3-Pt. FG%	1st H:	3-10	30.0%	2nd H:	6-17	25.0%	Game:	33.3%
FThrow %	1st H:	2- 2	100%	2nd H:	5- 8	64.7%	Game:	70.0%

Score by Periods	1st	2nd	Total	Attendance:
Omaha	25	53	78	Ties: 3
Louisville	40	47	87	Lead Changes: 3

Louis

2017-18 Box Scores

Purdue 66, Louisville 57
Nov. 28, 2017 -- Mackey Arena, West Lafayette, Ind.
Big Ten/ACC Challenge

Table with 14 columns: Player, min, FG, 3FG, FT, Reb, Ast, TO, BL, ST, PF, TP. Rows include Spalding, Adel, Mahmoud, King, Snider, Thomas, Perry, Williams, Sutton, Nwora, Team, and Totals. Summary statistics for Total FG%, 3-Pt. FG%, and FThrow % are provided.

Table with 14 columns: Player, min, FG, 3FG, FT, Reb, Ast, TO, BL, ST, PF, TP. Rows include Edwards, V., Haas, Edwards, C., Thompson, Mathias, Cline, Eastern, Taylor, Eifert, Haarms, Team, and Totals. Summary statistics for Total FG%, 3-Pt. FG%, and F Throw % are provided.

Table with 4 columns: Score by Periods, 1st, 2nd, Total, Attendance: 14,804. Rows for Purdue and Louisville.

Seton Hall 79, Louisville 77
Dec. 3, 2017 -- KFC YUM! CENTER

Table with 14 columns: Player, min, FG, 3FG, FT, Reb, Ast, TO, BL, ST, PF, TP. Rows include Spalding, Adel, Mahmoud, King, Snider, Perry, Williams, Sutton, Nwora, Team, and Totals. Summary statistics for Total FG%, 3-Pt. FG%, and FThrow % are provided.

Table with 14 columns: Player, min, FG, 3FG, FT, Reb, Ast, TO, BL, ST, PF, TP. Rows include Sanogo, Rodriguez, Delgado, Carrington, Powell, Nzei, Gordon, Cale, Mamukelashvili, Team, and Totals. Summary statistics for Total FG%, 3-Pt. FG%, and F Throw % are provided.

Table with 4 columns: Score by Periods, 1st, 2nd, Total, Attendance: 19,244. Rows for Seton Hall and Louisville.

Louisville 86, Siena 60
Dec. 6, 2017 -- KFC YUM! CENTER

Table with 14 columns: Player, min, FG, 3FG, FT, Reb, Ast, TO, BL, ST, PF, TP. Rows include Spalding, Adel, Mahmoud, King, Snider, Thomas, Perry, Griffin, Williams, Redding, Sutton, Nwora, Team, and Totals. Summary statistics for Total FG%, 3-Pt. FG%, and FThrow % are provided.

Table with 14 columns: Player, min, FG, 3FG, FT, Reb, Ast, TO, BL, ST, PF, TP. Rows include Oduro, Fisher, Bentley, Penn, Shivers, Camper, Smithen, Huertler, Jr., Richard, Horn, Clareth, Degnan, Friday, Team, and Totals. Summary statistics for Total FG%, 3-Pt. FG%, and F Throw % are provided.

Table with 4 columns: Score by Periods, 1st, 2nd, Total, Attendance: 17,215. Rows for Siena and Louisville.

Louisville 71, Indiana 62
Dec. 9, 2017 -- KFC YUM! CENTER

Table with 14 columns: Player, min, FG, 3FG, FT, Reb, Ast, TO, BL, ST, PF, TP. Rows include Spalding, Adel, Mahmoud, King, Snider, Perry, Williams, Sutton, McMahon, Nwora, Team, and Totals. Summary statistics for Total FG%, 3-Pt. FG%, and FThrow % are provided.

Table with 14 columns: Player, min, FG, 3FG, FT, Reb, Ast, TO, BL, ST, PF, TP. Rows include Morgan, Davis, Durham, Newkirk, Johnson, Smith, Green, McRoberts, McSwain, Jr., Hartman, Team, and Totals. Summary statistics for Total FG%, 3-Pt. FG%, and F Throw % are provided.

Table with 4 columns: Score by Periods, 1st, 2nd, Total, Attendance: 20,030. Rows for Indiana and Louisville.

Louisville 102, Bryant 59
Dec. 11, 2017 -- KFC YUM! CENTER

Table with 14 columns: Player, min, FG, 3FG, FT, Reb, Ast, TO, BL, ST, PF, TP. Rows include Spalding, Adel, Mahmoud, King, Snider, Thomas, Perry, Griffin, Williams, Redding, Sutton, McMahon, Nwora, Team, and Totals. Summary statistics for Total FG%, 3-Pt. FG%, and FThrow % are provided.

Table with 14 columns: Player, min, FG, 3FG, FT, Reb, Ast, TO, BL, ST, PF, TP. Rows include Carroll, Townes, Ndugba, Kostur, McHugh, Ware, Layman, Urmilevicius, Riley, Johnson, Team, and Totals. Summary statistics for Total FG%, 3-Pt. FG%, and F Throw % are provided.

Table with 4 columns: Score by Periods, 1st, 2nd, Total, Attendance: 16,236. Rows for Bryant and Louisville.

Louisville 81, Memphis 72
Dec. 16, 2017 -- New York, NY (Madison Square Garden)
Gotham Classic

Table with 14 columns: Player, min, FG, 3FG, FT, Reb, Ast, TO, BL, ST, PF, TP. Rows include Spalding, Adel, Mahmoud, King, Snider, Perry, Williams, Sutton, McMahon, Nwora, Team, and Totals. Summary statistics for Total FG%, 3-Pt. FG%, and FThrow % are provided.

Table with 14 columns: Player, min, FG, 3FG, FT, Reb, Ast, TO, BL, ST, PF, TP. Rows include Davenport, Rivers, Parks, Jr., Johnson, Martin, Thornton, Brewton, Jr., Rhodes, Enoch, Nickelberry, Team, and Totals. Summary statistics for Total FG%, 3-Pt. FG%, and F Throw % are provided.

Table with 4 columns: Score by Periods, 1st, 2nd, Total, Attendance: 6,525. Rows for Louisville and Memphis.

2017-18 Box Scores

Louisville 70, Albany 68
Dec. 20, 2017 -- KFC YUM! CENTER
Gotham Classic

Box score table for Louisville 70 vs Albany 68. Columns include Player, min, FG, 3FG, FT, Reb, Ast, TO, BL, ST, PF, TP. Rows list individual players and team totals. Summary statistics include Total FG%, 3-Pt. FG%, and FThrow % for both teams.

Box score table for Albany 68. Columns include Player, min, FG, 3FG, FT, Reb, Ast, TO, BL, ST, PF, TP. Rows list individual players and team totals. Summary statistics include Total FG%, 3-Pt. FG%, and F Throw % for both teams.

Louisville 74, Grand Canyon 56
Dec. 23, 2017 -- KFC YUM! CENTER

Box score table for Louisville 74 vs Grand Canyon 56. Columns include Player, min, FG, 3FG, FT, Reb, Ast, TO, BL, ST, PF, TP. Rows list individual players and team totals. Summary statistics include Total FG%, 3-Pt. FG%, and F Throw % for both teams.

Kentucky 90, Louisville 61
Dec. 29, 2017 -- Lexington, Ky. (Rupp Arena)

Box score table for Kentucky 90 vs Louisville 61. Columns include Player, min, FG, 3FG, FT, Reb, Ast, TO, BL, ST, PF, TP. Rows list individual players and team totals. Summary statistics include Total FG%, 3-Pt. FG%, and FThrow % for both teams.

Box score table for Kentucky. Columns include Player, min, FG, 3FG, FT, Reb, Ast, TO, BL, ST, PF, TP. Rows list individual players and team totals. Summary statistics include Total FG%, 3-Pt. FG%, and F Throw % for both teams.

Louisville 77, Pittsburgh 51
Jan. 2, 2018 -- KFC YUM! CENTER

Box score table for Louisville 77 vs Pittsburgh 51. Columns include Player, min, FG, 3FG, FT, Reb, Ast, TO, BL, ST, PF, TP. Rows list individual players and team totals. Summary statistics include Total FG%, 3-Pt. FG%, and F Throw % for both teams.

Clemson 74, Louisville 69 (OT)
Jan. 6, 2018 -- Clemson, S.C. (Littlejohn Coliseum)

Box score table for Louisville 69. Columns include Player, min, FG, 3FG, FT, Reb, Ast, TO, BL, ST, PF, TP. Rows list individual players and team totals. Summary statistics include Total FG%, 3-Pt. FG%, and FThrow % for both teams.

Box score table for Clemson 74. Columns include Player, min, FG, 3FG, FT, Reb, Ast, TO, BL, ST, PF, TP. Rows list individual players and team totals. Summary statistics include Total FG%, 3-Pt. FG%, and F Throw % for both teams.

Louisville 73, Florida State 69
Jan. 10, 2018 -- Tallahassee, Fla. (Tucker Civic Center)

Box score table for Louisville 73. Columns include Player, min, FG, 3FG, FT, Reb, Ast, TO, BL, ST, PF, TP. Rows list individual players and team totals. Summary statistics include Total FG%, 3-Pt. FG%, and F Throw % for both teams.

2017-18 Box Scores

Louisville 94, Virginia Tech 86
Jan. 13, 2018 -- KFC YUM! CENTER

Louisville 94													
Player	min	FG	3FG	FT	Reb	Ast	TO	BL	ST	PF	TP		
King	f 33	5-9	2-3	4-6	2	1	3	0	2	1	16		
Spalding	f 16	2-4	0-0	2-2	5	1	3	4	0	4	6		
Williams	c 14	1-4	1-3	0-0	1	2	2	0	2	1	3		
Snider	g 34	4-8	3-6	8-8	2	3	3	0	1	1	19		
Adel	g 37	10-15	4-6	3-4	11	3	2	1	0	2	27		
Perry	10	1-4	1-2	0-0	1	1	1	0	0	1	3		
Mahmoud	19	2-6	0-0	2-6	5	1	1	1	1	3	6		
Sutton	12	2-3	0-0	0-0	4	2	0	0	3	2	4		
McMahon	25	4-6	2-3	0-0	3	3	1	1	2	2	10		
Team					0								
Totals	200	31-59	13-23	19-26	34	17	16	7	11	17	94		
Total FG%	1st H:	17-30	56.7%	2nd H:	14-29	48.3%	Game:	52.5%					
3-Pt. FG%	1st H:	8-14	57.1%	2nd H:	5- 9	55.6%	Game:	56.5%					
FThrow %	1st H:	2- 4	50%	2nd H:	17-22	77.3%	Game:	73.1%					

Virginia Tech 86													
Player	min	FG	3FG	FT	Reb	Ast	TO	BL	ST	PF	TP		
Walker	f 22	3-8	2-6	2-2	1	0	3	0	4	2	10		
Blackshear	f 37	5-8	1-2	8-10	12	3	5	0	0	4	19		
Robinson	g 36	9-16	2-5	3-3	4	3	5	0	0	3	23		
Bibbs	g 35	4-10	1-3	0-0	5	1	2	0	1	4	9		
Hill	g 27	6-11	2-5	3-4	3	0	1	0	0	2	17		
Jackson	2	0-1	0-1	0-0	0	0	0	0	0	0	0		
Bede	3	0-0	0-0	0-0	0	0	0	0	0	0	0		
Wilson	9	0-1	0-0	0-0	0	0	1	0	0	1	0		
Clake	29	3-6	0-0	2-3	4	5	4	0	1	2	8		
Team					0								
Totals	200	30-61	8-22	18-22	30	11	19	0	7	18	86		
Total FG%	1st H:	14-28	50.0%	2nd H:	16-33	48.5%	Game:	49.2%					
3-Pt. FG%	1st H:	3-11	27.3%	2nd H:	5-11	45.5%	Game:	36.4%					
F Throw %	1st H:	9-11	81.8%	2nd H:	9-11	81.8%	Game:	81.8%					

Score by Periods	1st	2nd	Total	Attendance:
Virginia Tech	40	46	86	16,798
Louisville	44	50	94	Ties: 10
				Lead Changes: 17

Louisville 82, Notre Dame 78 (20T)
Jan. 16, 2018 -- Notre Dame, Ind. (Purcell Pavilion)

Louisville 82													
Player	min	FG	3FG	FT	Reb	Ast	TO	BL	ST	PF	TP		
Spalding	f 47	10-16	0-0	3-3	12	2	3	0	0	2	4	23	
Adel	f 42	6-12	2-5	0-0	4	2	3	0	0	0	14		
Williams	c 11	0-1	0-1	2-2	3	0	0	0	0	0	2		
King	g 23	1-6	0-1	0-0	3	0	2	0	1	1	2		
Snider	g 45	7-12	2-5	6-6	3	7	3	0	1	1	22		
Perry	14	0-1	0-1	0-0	1	2	1	0	0	1	0		
Mahmoud	27	2-3	0-0	0-2	6	0	3	4	0	1	4		
Sutton	2	0-1	0-0	0-0	0	0	0	0	0	0	0		
McMahon	26	3-6	3-6	0-0	0	1	1	0	0	3	9		
Nwora	13	1-3	0-1	4-4	1	0	0	0	2	1	6		
Team					1								
Totals	250	30-61	7-20	15-17	34	14	16	4	6	12	82		
Total FG%	1st H:	12-29	41.4%	2nd H:	10-21	47.6%	Game:	49.2%					
OT:	8-11	72.7%											
3-Pt. FG%	1st H:	3-11	27.3%	2nd H:	2-6	33.3%	Game:	35.0%					
OT:	2- 3	66.7%											
FThrow %	1st H:	3- 3	100%	2nd H:	10-12	83.3%	Game:	88.2%					
OT:	2- 2	100%											

Notre Dame 78													
Player	min	FG	3FG	FT	Reb	Ast	TO	BL	ST	PF	TP		
Geben	f 42	10-13	0-0	2-5	17	1	4	0	1	3	22		
Pflueger	f 26	1-8	1-6	0-0	3	1	1	0	0	5	3		
Harvey	g 7	1-2	1-1	0-0	2	0	0	0	1	0	3		
Farrell	g 48	8-25	4-14	3-3	3	8	5	0	2	1	23		
Gibbs	g 48	5-17	2-9	0-0	3	2	2	1	2	2	12		
Torres	21	0-1	0-0	0-0	6	2	1	0	2	1	0		
Burns	2	0-0	0-0	0-0	1	0	1	0	0	1	0		
Djogo	29	2-7	1-4	2-3	4	2	1	1	1	2	7		
Mooney	27	3-6	2-4	0-0	5	1	1	1	0	0	8		
Team					4	2							
Totals	250	30-79	11-38	7-11	48	17	18	3	9	15	78		
Total FG%	1st H:	12-31	38.7%	2nd H:	11-31	35.5%	Game:	38.0%					
OT:	7-17	41.2%											
3-Pt. FG%	1st H:	3-14	21.4%	2nd H:	6-15	40.0%	Game:	28.9%					
OT:	2-9	22.2%											
F Throw %	1st H:	1-1	100%	2nd H:	6-7	85.7%	Game:	63.6%					
OT:	0-3	0.0%											
Score by Periods	1st	2nd	OT	T2 Total	Attendance:								
Louisville	30	32	9	11	82	Ties: 10							
Notre Dame	28	34	9	7	78	Lead Changes: 11							

Louisville 77, Boston College 69
Jan. 21, 2018 -- KFC YUM! CENTER

Louisville 77													
Player	min	FG	3FG	FT	Reb	Ast	TO	BL	ST	PF	TP		
Spalding	f 25	2-5	0-0	1-2	11	1	3	1	1	3	5		
Adel	f 29	6-10	2-3	4-7	10	5	2	0	1	3	18		
Williams	c 18	3-5	2-2	2-3	5	0	0	0	1	2	10		
King	g 27	3-10	1-5	8-8	2	2	0	0	1	2	15		
Snider	g 30	2-8	0-2	3-4	4	3	3	0	1	1	7		
Thomas	1	0-0	0-0	0-0	0	0	1	0	0	0	0		
Perry	9	0-1	0-1	0-0	0	0	2	0	1	0	0		
Mahmoud	14	0-1	0-0	0-0	1	0	0	3	2	2	0		
Sutton	14	1-4	0-1	0-2	3	0	0	0	0	2	2		
McMahon	17	1-5	1-5	2-2	1	0	1	0	0	0	5		
Nwora	16	5-8	2-4	3-3	5	1	1	0	0	2	15		
Team					0								
Totals	200	23-57	8-23	23-31	42	12	13	4	10	17	77		
Total FG%	1st H:	10-30	33.3%	2nd H:	13-27	48.1%	Game:	40.4%					
3-Pt. FG%	1st H:	4-13	30.8%	2nd H:	4-10	40.0%	Game:	38.8%					
FThrow %	1st H:	7- 9	77.8%	2nd H:	16-22	72.7%	Game:	74.2%					

Boston College 69													
Player	min	FG	3FG	FT	Reb	Ast	TO	BL	ST	PF	TP		
Popovic	f 23	4-10	0-1	4-4	9	2	2	0	1	3	12		
Mitchell	f 38	2-4	2-2	2-2	11	0	2	0	2	3	8		
Bowman	g 35	5-22	3-11	3-3	6	2	7	0	0	5	16		
Robinson	g 32	8-16	1-5	2-5	2	4	3	0	1	2	19		
Chatman	g 40	4-11	2-8	2-3	3	2	0	0	2	1	12		
Wilson	1	0-0	0-0	0-0	1	0	1	0	0	0	0		
Baker, Jr.	12	0-2	0-2	2-2	5	0	0	0	0	1	2		
Reyes	7	0-0	0-0	0-0	0	0	0	0	0	2	0		
Kraljevic	12	0-0	0-0	0-0	2	0	1	1	1	4	0		
Team					1								
Totals	200	23-65	8-29	15-19	40	10	16	1	7	21	69		
Total FG%	1st H:	10-27	37.0%	2nd H:	13-38	34.2%	Game:	35.4%					
3-Pt. FG%	1st H:	3-12	25.0%	2nd H:	5-17	29.4%	Game:	27.6%					
F Throw %	1st H:	6- 8	75.0%	2nd H:	9-11	81.8%	Game:	78.9%					

Score by Periods	1st	2nd	Total	Attendance:
Boston College	29	40	69	16,827
Louisville	31	46	77	Ties: 6
				Lead Changes: 8

Miami 78, Louisville 75 (OT)
Jan. 24, 2018 -- Miami, Fla. (Watsco Center)

Louisville 75													
Player	min	FG	3FG	FT	Reb	Ast	TO	BL	ST	PF	TP		
Spalding	f 34	4-7	0-0	1-5	13	1	2	5	2	3	9		
Adel	f 41	4-16	1-5	4-7	5	0	0	1	1	4	13		
Williams	c 12	3-5	1-3	0-0	3	0	0	0	2	3	7		
King	g 13	2-5	0-1	0-0	2	0	1	0	0	2	4		
Snider	g 43	6-15	2-7	4-4	3	3	2	0	1	2	18		
Perry	1	0-0	0-0	0-0	1	0	1	0	0	1	0		
Mahmoud	35	6-8	0-0	3-4	5	2	2	4	1	2	15		
Sutton	12	1-3	0-1	0-0	3	0	0	0	0	3	2		
McMahon	27	1-6	1-5	2-3	0	2	3	0	2	1	5		
Nwora	7	0-0	0-0	2-2	0	0	0	0	0	1	2		
Team					3								
Totals	225	27-65	5-22	16-25	38	8	11	10	9	22	75		
Total FG%	1st H:	14-29	48.3%	2nd H:	13-31	41.9%	Game:	41.5%					

2017-18 Box Scores

Florida State 80, Louisville 76
Feb. 3, 2018 -- KFC YUM! CENTER

Louisville 76													
Player	min	FG	3FG	FT	Reb	Ast	TO	BL	ST	PF	TP		
Spalding	f 32	5-10	0-0	3-5	9	2	3	2	3	2	13		
Adel	f 39	6-17	4-10	3-4	8	1	0	0	0	1	19		
Williams	c 17	3-5	1-3	0-1	2	0	0	3	1	4	7		
King	g 28	3-9	1-2	3-6	6	0	2	0	1	2	10		
Snider	g 35	4-11	2-5	5-6	2	7	1	0	0	2	15		
Perry	2	1-1	1-1	0-0	0	0	1	0	0	0	3		
Mahmoud	25	3-5	0-0	0-1	4	2	0	1	0	5	6		
Sutton	4	0-0	0-0	0-0	2	0	0	0	0	2	0		
McMahon	18	0-1	0-0	3-3	1	0	5	0	1	4	3		
Team					0								
Totals	200	25-59	9-21	17-26	34	12	12	5	5	22	76		
Total FG%	1st H:	30-26	50.0%	2nd H:	12-33	36.4%	Game:	42.4%					
3-Pt. FG%	1st H:	5-11	44.5%	2nd H:	4-10	40.0%	Game:	42.9%					
FThrow %	1st H:	7-12	58.3%	2nd H:	10-14	71.4%	Game:	65.4%					

Florida State 80													
Player	min	FG	3FG	FT	Reb	Ast	TO	BL	ST	PF	TP		
Cofer	f 27	6-13	1-4	3-3	3	1	2	0	1	1	16		
Koumadje	c 28	4-6	0-0	3-4	8	0	1	3	0	4	11		
Walker, C.	g 23	4-6	1-1	1-2	6	1	2	0	1	4	10		
Angola	g 23	3-11	3-6	4-5	5	1	1	0	1	4	13		
Mann	g 30	5-9	0-1	1-3	2	1	0	1	0	0	11		
Forrest	31	3-8	0-0	4-6	9	5	2	0	1	1	10		
Obiagu	6	0-0	0-0	1-2	2	0	0	1	0	2	1		
Walker, M.	25	2-6	0-1	4-6	3	1	4	0	2	3	8		
Kabengele	7	0-1	0-0	0-0	2	1	0	0	0	2	0		
Team					3	1							
Totals	200	27-60	5-13	21-31	43	11	13	5	6	21	80		
Total FG%	1st H:	14-35	40.0%	2nd H:	13-25	52.0%	Game:	45.0%					
3-Pt. FG%	1st H:	5-10	50.0%	2nd H:	0-3	0.0%	Game:	38.5%					
F Throw %	1st H:	6- 8	75.0%	2nd H:	15-23	65.2%	Game:	67.7%					

Score by Periods	1st	2nd	Total	Attendance:
Florida State	39	41	80	18,305
Louisville	38	39	76	Ties: 7
				Lead Changes: 11

Syracuse 78, Louisville 73
Feb. 5, 2018 -- KFC YUM! CENTER

Louisville 73													
Player	min	FG	3FG	FT	Reb	Ast	TO	BL	ST	PF	TP		
Williams	f 15	4-6	0-2	1-1	2	1	0	0	1	0	9		
Adel	f 31	2-9	0-6	6-7	8	5	3	0	0	4	10		
Mahmoud	c 30	4-9	0-0	2-5	6	3	2	1	1	2	10		
King	g 21	1-1	1-1	4-4	1	1	2	0	0	1	7		
Snider	g 30	1-8	1-5	0-0	1	0	2	0	0	0	3		
Perry	20	1-2	1-2	0-0	2	4	0	0	0	4	3		
Spalding	28	7-8	0-0	4-6	9	3	1	0	1	4	18		
Sutton	6	0-1	0-1	0-0	2	0	0	0	0	1	0		
McMahon	9	1-2	1-2	3-3	0	0	1	0	0	3	6		
Nwora	10	3-6	1-2	0-0	0	0	0	0	0	1	7		
Team					0								
Totals	200	24-52	5-21	20-26	31	17	11	1	3	20	73		
Total FG%	1st H:	10-22	45.5%	2nd H:	14-30	46.7%	Game:	46.2%					
3-Pt. FG%	1st H:	2- 8	25.0%	2nd H:	3-13	23.1%	Game:	23.8%					
FThrow %	1st H:	11-16	68.8%	2nd H:	9-10	90.0%	Game:	76.9%					

Syracuse 78													
Player	min	FG	3FG	FT	Reb	Ast	TO	BL	ST	PF	TP		
Brissett	f 32	4-9	3-5	5-7	8	2	1	0	0	5	16		
Dolezaj	f 38	4-6	0-1	0-0	6	2	1	0	2	4	8		
Chukwu	c 36	2-5	0-0	1-3	8	1	1	0	0	4	5		
Howard	g 40	7-15	3-5	5-8	5	1	1	0	1	3	22		
Battle	g 40	7-15	0-2	11-11	4	2	1	0	1	0	25		
Moyer	13	1-3	0-0	0-0	1	1	2	0	0	3	2		
Bayer	1	0-0	0-0	0-0	0	0	1	0	0	0	0		
Team					0								
Totals	200	25-53	6-13	22-29	32	9	8	0	4	19	78		
Total FG%	1st H:	13-27	48.1%	2nd H:	12-26	46.2%	Game:	47.2%					
3-Pt. FG%	1st H:	3- 6	50.0%	2nd H:	3- 7	42.9%	Game:	46.2%					
F Throw %	1st H:	10-12	83.3%	2nd H:	12-17	70.6%	Game:	75.9%					

Score by Periods	1st	2nd	Total	Attendance:
Syracuse	39	39	78	16,983
Louisville	33	40	73	Ties: 5
				Lead Changes: 5

Louisville 77, Georgia Tech 54
Feb. 8, 2018 -- KFC YUM! CENTER

Louisville 77													
Player	min	FG	3FG	FT	Reb	Ast	TO	BL	ST	PF	TP		
King	f 23	2-4	0-1	1-5	2	2	0	0	2	3	5		
Spalding	f 21	4-8	0-0	3-4	4	0	0	1	0	2	11		
Mahmoud	c 29	6-10	0-0	0-0	7	1	1	2	2	1	12		
Perry	g 25	3-6	1-2	0-0	2	1	1	0	1	1	7		
Snider	g 30	0-5	0-1	4-4	2	7	1	0	0	2	4		
Thomas	1	0-0	0-0	0-0	0	0	0	0	0	0	0		
Griffin	1	0-0	0-0	0-0	0	0	0	0	1	0	0		
Williams	14	4-5	3-4	0-2	3	0	0	0	0	2	11		
Redding	1	0-0	0-0	0-0	0	0	0	0	0	0	0		
Sutton	15	1-1	1-1	2-2	3	2	1	0	1	0	5		
McMahon	19	2-5	2-4	0-0	5	5	3	1	4	1	6		
Nwora	21	5-10	5-7	1-2	4	0	3	1	4	1	16		
Team					0								
Totals	200	27-54	12-20	11-19	32	18	10	5	15	13	77		
Total FG%	1st H:	14-30	46.7%	2nd H:	13-24	54.2%	Game:	50.0%					
3-Pt. FG%	1st H:	6-12	50.0%	2nd H:	6- 8	75.0%	Game:	60.0%					
FThrow %	1st H:	0- 2	0.0%	2nd H:	11-17	64.7%	Game:	57.9%					

Georgia Tech 54													
Player	min	FG	3FG	FT	Reb	Ast	TO	BL	ST	PF	TP		
Gueye	f 39	2-9	0-0	2-2	9	3	2	3	2	4	6		
Lammers	c 32	1-8	0-0	0-0	4	0	3	0	0	3	2		
Alston	g 14	1-4	0-1	0-0	1	4	0	1	1	1	2		
Okogie	g 39	9-18	4-6	3-5	10	2	3	0	1	3	25		
Alvarado	g 40	4-6	2-3	1-1	4	4	3	0	0	1	11		
Jackson	22	1-6	1-2	1-2	5	0	2	0	2	2	4		
Cole	8	2-3	0-0	0-0	0	0	1	0	0	1	4		
Wright	5	0-1	0-1	0-0	0	0	1	0	0	0	0		
Ogbonna	1	0-0	0-0	0-0	1	0	1	0	0	1	0		
Team					2								
Totals	200	20-55	7-13	7-10	36	10	20	3	6	16	54		
Total FG%	1st H:	6-26	23.1%	2nd H:	14-29	48.3%	Game:	36.4%					
3-Pt. FG%	1st H:	3- 4	75.0%	2nd H:	4- 9	44.4%	Game:	53.8%					
F Throw %	1st H:	1- 2	50.0%	2nd H:	6- 8	75.0%	Game:	70.0%					

Score by Periods	1st	2nd	Total	Attendance:
Georgia Tech	16	38	54	16,533
Louisville	34	43	77	Ties: 1
				Lead Changes: 0

Louisville 94, Pittsburgh 60
Feb. 11, 2018 -- Pittsburgh, Pa. (Petersen Events Center)

Louisville 94													
Player	min	FG	3FG	FT	Reb	Ast	TO	BL	ST	PF	TP		
King	f 22	5-8	0-1	4-6	1	1	0	0	1	2	14		
Spalding	f 19	3-5	0-0	2-4	6	1	0	0	2	4	8		
Mahmoud	c 26	6-9	0-0	2-2	5	0	0	2	1	2	14		
Perry	g 34	2-2	1-1	2-2	3	7	3	0	2	2	7		
Snider	g 21	4-8	3-5	0-0	0	5	1	0	1	0	11		
Thomas	10	2-3	0-1	2-2	1	0	2	0	0	5	6		
Griffin	2	0-0	0-0	0-0	0	1	0	0	0	0	0		
Williams	14	5-7	4-5	0-0	4	0	0	0	0	0	14		
Redding	2	0-0	0-0	0-0	0	0	0	0	0	0	0		
Sutton	12	1-1	0-0	0-0	6	1	0	2	0	1	2		
McMahon	21	1-5	1-4	2-2	1	5	1	0	0	0	5		
Nwora	17	5-6	1-2	2-3	6	2	1	0	0	3	13		
Team					4								
Totals	200	34-54	10-19	16-21	37	23	8	4	7	19	94		
Total FG%	1st H:	17-27	63.0%	2nd H:	17-27	63.0%	Game:	63.0%					
3-Pt. FG%	1st H:	5- 8	62.5%	2nd H:	5-11	45.5%	Game:	52.6%					
FThrow %	1st H:	7-10	70.0%	2nd H:	9-11	81.8%	Game:	76.2%					

Pittsburgh 60													
Player	min	FG	3FG	FT	Reb	Ast	TO	BL	ST	PF	TP		
Chukwuka	f 24	1-4	0-3	2-2	5	1	2	0	1	2	4		
Brown	c 25	0-7	0-2	1-2	6	1	0	0	0	0	1		
Stewart	g 28	4-8	3-6	1-4	4	1	1	0	0	2	12		
Carr	g 24	4-10	1-3	0-0	4	3	3	0	0	1	9		
Davis	g 22	0-4	0-4	0-0	0	0	2	2	0	1	0		
Wilson-Frame	23	3-10	1-6	4-4	1	3	2	0	0	4	11		
Milligan	16	1-1	1-1	0-0	0	1	1	0	0	1	3		
Stevenson	24	5-8	1-2	4-9	5	1	1	1	0	0	15		
George	2	0-0	0-0	0-0	0	0	0	0	0	0	0		
Boykins	7	1-4	0-3	1-1	0	0	1	0	0	0	3		
Illegomah	5	1-2	0-0	0-0	1	0	0	0	0	0	2		
Team					2								
Totals	200	20-58	7-30	13-19	28	11	13	3	1	14	60		
Total FG%	1st H:	7-28	25.0%	2nd H:	13-30	43.3%	Game:			34.5%			
3-Pt. FG%	1st H:	3-16	18.8%	2nd H:	4-14	28.6%	Game:			23.3%			
FT. Fthrow %	1st H:	3-4	75.0%	2nd H:	10-15	66.7%	Game:			68.4%			

2017-18 Box Scores

Louisville 75, Virginia Tech 68
Feb. 24, 2018 -- Blacksburg, Va. (Cassell Coliseum)

Louisville 75
Player min FG 3FG FT Reb Ast TO BL ST PF TP
Adel f 32 2-10 0-3 6-7 9 8 4 0 1 3 10
Sutton f 36 4-6 3-4 6-8 11 2 2 1 0 3 17
Spalding c 24 6-12 0-0 0-2 7 0 1 1 0 4 12
King g 23 1-4 0-1 0-0 3 0 2 0 0 1 2
Snider g 37 7-15 7-14 1-2 6 6 2 0 0 1 22
Perry 24 2-5 2-5 2-2 0 3 1 0 0 3 8
Williams 4 0-1 0-0 0-0 0 0 0 0 1 0 0
Mahmoud 16 2-3 0-0 0-0 5 0 1 2 0 0 4
McMahon 4 0-0 0-0 0-0 0 0 1 0 0 0 0
Team 3 1
Totals 200 24-56 12-27 15-21 44 19 15 4 2 15 75
Total FG% 1st H: 11-28 39.3% 2nd H: 13-28 46.4% Game: 42.9%
3-Pt. FG% 1st H: 6-16 37.5% 2nd H: 6-11 54.5% Game: 44.4%
FThrow % 1st H: 6- 8 75.0% 2nd H: 9-13 69.2% Game: 71.4%

Virginia Tech 68
Player min FG 3FG FT Reb Ast TO BL ST PF TP
Alexander-Walker 25 1-4 1-2 0-0 4 1 3 0 1 0 3
Blackshear, Jr. 20 4-6 0-0 6-7 5 1 1 0 2 5 14
Robinson g 28 6-12 2-5 2-4 2 4 1 0 1 2 16
Bibbs g 32 4-14 2-8 1-3 4 0 0 0 0 1 11
Wilson g 17 0-1 0-0 0-2 1 1 0 0 0 5 0
Jackson 4 1-1 0-0 0-0 0 0 0 0 0 1 2
Bede 13 2-3 0-0 0-0 1 1 1 0 0 0 4
Hill 20 4-11 1-6 0-0 3 1 0 0 0 0 9
Horne 16 3-4 0-0 0-0 4 0 1 1 1 0 2 6
Clarke 25 1-3 0-0 1-2 3 2 1 0 1 2 3
Team 0
Totals 200 26-59 6-21 10-18 27 11 8 1 5 18 68
Total FG% 1st H: 13-27 48.1% 2nd H: 13-32 40.6% Game: 44.1%
3-Pt. FG% 1st H: 4- 9 44.4% 2nd H: 2-12 16.7% Game: 28.6%
F Throw % 1st H: 4- 9 44.4% 2nd H: 6- 9 66.7% Game: 55.6%

Score by Periods 1st 2nd Total Attendance: 9,275
Louisville 34 41 75 Ties: 6
Virginia Tech 34 34 68 Lead Changes: 8

Virginia 67, Louisville 66
March 1, 2018 -- KFC YUM! CENTER

Louisville 66
Player min FG 3FG FT Reb Ast TO BL ST PF TP
Spalding f 28 5-7 0-0 6-9 9 1 1 2 1 4 16
Adel f 38 5-16 2-5 6-8 6 4 3 0 0 0 18
Mahmoud c 21 1-3 0-0 0-0 2 1 2 0 0 4 2
King g 30 2-5 0-1 4-4 2 0 1 0 0 3 8
Snider g 35 4-10 3-6 2-2 0 0 1 0 0 1 13
Perry 9 0-0 0-0 2-2 2 0 0 0 0 1 2
Williams 4 0-0 0-0 0-0 0 0 0 0 1 0 0
Sutton 27 1-3 0-2 0-0 4 1 0 0 1 2 2
McMahon 8 1-2 1-1 2-4 1 0 0 0 1 3 5
Nwora 0+ 0-0 0-0 0-0 0 0 0 0 0 0 0
Team 1
Totals 200 19-46 6-15 22-29 27 7 8 2 3 18 66
Total FG% 1st H: 11-24 45.8% 2nd H: 8-22 36.4% Game: 41.3%
3-Pt. FG% 1st H: 4- 6 66.7% 2nd H: 2- 9 22.2% Game: 40.0%
FThrow % 1st H: 6- 9 66.7% 2nd H: 16-20 80.0% Game: 75.9%

Virginia 67
Player min FG 3FG FT Reb Ast TO BL ST PF TP
Wilkins f 33 3-6 0-0 1-1 7 1 2 3 0 2 7
Salt c 23 1-2 0-0 1-2 9 0 1 0 0 3 3
Hall g 34 4-10 1-3 1-3 9 4 1 0 1 2 10
Guy g 37 4-13 0-2 2-2 4 2 1 0 0 3 10
Jerome g 30 6-11 3-5 6-7 1 2 2 0 1 4 21
Hunter 21 2-7 2-3 1-2 3 0 2 1 0 3 7
Johnson 11 0-3 0-1 0-0 0 1 0 0 1 1 0
Diakite 11 4-4 0-0 1-2 0 0 2 0 0 4 9
Team 1 1
Totals 200 24-56 6-14 13-19 34 10 12 4 3 22 67
Total FG% 1st H: 9-29 31.0% 2nd H: 15-27 55.6% Game: 42.9%
3-Pt. FG% 1st H: 2- 8 25.0% 2nd H: 4-6 66.7% Game: 42.9%
F Throw % 1st H: 6-10 60.0% 2nd H: 7-9 77.8% Game: 68.4%

Score by Periods 1st 2nd Total Attendance: 19,413
Virginia 26 41 67 Ties: 2
Louisville 32 34 66 Lead Changes: 2

North Carolina State 76, Louisville 69
March 3, 2018 -- Raleigh, NC (PNC Arena)

Louisville 69
Player min FG 3FG FT Reb Ast TO BL ST PF TP
Spalding f 25 6-12 0-0 0-0 6 0 2 0 0 3 12
Adel f 34 7-15 1-3 5-6 7 3 2 0 0 2 20
Mahmoud c 26 3-4 0-0 0-0 6 0 3 5 2 1 6
King g 29 3-6 1-3 0-0 3 0 3 0 0 4 7
Snider g 33 2-7 2-4 4-4 1 6 3 0 0 1 12
Perry 21 1-5 1-4 2-2 3 0 0 0 0 4 5
Williams 2 0-1 0-1 0-0 1 0 0 0 0 0 0
Sutton 19 1-2 0-0 0-0 7 2 1 0 1 2 2
McMahon 11 1-4 0-3 3-3 0 1 0 0 0 2 5
Team 4 1
Totals 200 25-56 5-18 14-15 38 12 15 5 3 19 69
Total FG% 1st H: 11-22 50.0% 2nd H: 14-34 41.2% Game: 44.6%
3-Pt. FG% 1st H: 1- 5 20.0% 2nd H: 4-13 30.8% Game: 27.8%
FThrow % 1st H: 9-10 90.0% 2nd H: 5- 5 100% Game: 93.3%

North Carolina State 76
Player min FG 3FG FT Reb Ast TO BL ST PF TP
Abu f 11 1-2 0-0 1-4 4 0 0 1 0 3 3
Freeman f 8 0-2 0-0 2-4 0 0 0 0 2 0 2
Johnson g 27 3-8 0-3 3-5 3 5 1 0 2 2 9
Freeman g 39 3-13 1-3 9-11 6 6 0 0 2 1 16
Hunt g 24 2-4 1-3 0-0 0 0 0 0 0 1 5
Dorn 35 7-11 0-1 1-2 8 1 1 0 0 1 15
Batts 4 0-0 0-0 0-0 0 0 0 0 0 1 0
Beverly 28 5-7 3-4 0-0 1 0 1 0 0 3 13
Yurtseven 24 5-12 3-5 0-0 5 0 1 5 3 1 13
Team 3
Totals 200 26-59 8-19 16-26 30 12 4 6 9 13 76
Total FG% 1st H: 12-32 37.5% 2nd H: 14-27 51.9% Game: 44.1%
3-Pt. FG% 1st H: 4-11 36.4% 2nd H: 4- 8 50.0% Game: 42.1%
F Throw % 1st H: 5-11 45.5% 2nd H: 11-15 73.3% Game: 61.5%

Score by Periods 1st 2nd Total Attendance: 18,975
Louisville 32 37 69 Ties: 7
NC State 33 43 76 Lead Changes: 14

Louisville 82, Florida State 74
March 7, 2018 -- Brooklyn, NY (Barclays Center)
ACC Tournament Second Round

Louisville 82
Player min FG 3FG FT Reb Ast TO BL ST PF TP
Spalding f 25 8-13 1-1 1-2 4 1 1 2 1 2 18
Adel f 38 6-13 2-4 1-2 8 2 1 0 1 1 15
Mahmoud c 28 1-6 0-0 3-6 6 3 0 5 1 4 5
King g 20 2-4 0-0 0-0 2 1 1 0 1 0 4
Snider g 35 7-13 3-7 2-3 5 6 0 0 0 2 19
Perry 23 3-6 2-2 0-0 2 1 4 0 1 0 8
Williams 0+ 0-0 0-0 0-0 0 0 0 0 0 0 0
Sutton 21 4-7 1-1 1-2 6 1 1 3 1 1 10
McMahon 10 1-1 1-1 0-0 0 0 0 0 0 2 3
Team 5 1
Totals 200 32-63 10-16 8-15 38 15 9 10 6 12 82
Total FG% 1st H: 16-33 48.5% 2nd H: 16-30 53.3% Game: 50.8%
3-Pt. FG% 1st H: 6-11 54.5% 2nd H: 4- 5 80.0% Game: 62.5%
FThrow % 1st H: 3- 4 75.0% 2nd H: 5-11 45.5% Game: 53.3%

Florida State 74
Player min FG 3FG FT Reb Ast TO BL ST PF TP
Cofer f 30 4-12 3-8 1-3 3 0 2 0 1 2 12
Koumadje c 12 1-4 0-0 3-4 4 0 0 0 3 0 1 5
Walker, C. g 10 0-3 0-1 0-0 1 0 0 0 0 1 0
Angola g 31 2-8 1-3 4-6 3 5 1 1 1 4 9
Mann g 21 4-8 0-0 0-2 6 1 2 1 1 0 8
Forrest 30 6-8 0-0 2-3 5 6 4 0 1 3 14
Savoy 21 5-10 4-7 0-1 2 0 1 0 0 0 14
Obiagu 12 1-1 0-0 0-0 1 0 1 4 0 3 2
Walker, M. 17 0-2 0-1 0-0 3 1 1 0 0 1 0
Kabengele 16 4-5 0-0 2-2 6 0 0 2 0 1 10
Team 1 1
Totals 200 27-61 8-20 12-21 35 13 13 11 4 16 74
Total FG% 1st H: 8-30 26.7% 2nd H: 19-31 61.3% Game: 44.3%
3-Pt. FG% 1st H: 2- 7 28.6% 2nd H: 6-13 46.2% Game: 40.0%
F Throw % 1st H: 4-10 40.0% 2nd H: 8-11 72.7% Game: 57.1%

Score by Periods 1st 2nd Total Attendance: 17,732
Louisville 41 41 82 Ties: 4
Florida State 22 52 74 Lead Changes: 5

Virginia 75, Louisville 58
March 8, 2018 -- Brooklyn, NY (Barclays Center)
ACC Tournament Quarterfinals

Louisville 58
Player min FG 3FG FT Reb Ast TO BL ST PF TP
Spalding f 39 5-11 0-0 6-6 6 3 0 0 2 2 16
Adel f 38 3-9 3-6 4-4 4 1 2 0 0 2 13
Mahmoud c 21 2-4 0-0 1-2 4 2 1 2 0 1 5
King g 26 3-7 3-5 2-2 2 1 0 0 0 1 11
Snider g 35 1-8 1-4 0-0 2 3 2 0 0 1 3
Perry 9 0-2 0-2 0-0 0 0 2 0 0 3 0
Sutton 16 2-4 1-2 0-0 3 1 1 0 1 0 5
McMahon 5 0-1 0-1 0-0 0 0 0 0 0 0 0
Nwora 11 2-3 1-1 0-0 1 0 0 0 2 3 5
Team 3
Totals 200 18-49 9-21 13-14 25 11 8 2 5 13 58
Total FG% 1st H: 10-28 35.7% 2nd H: 8-21 38.1% Game: 36.7%
3-Pt. FG% 1st H: 6-12 50.0% 2nd H: 3- 9 33.3% Game: 42.9%
FThrow % 1st H: 1- 2 50.0% 2nd H: 12-12 100% Game: 92.9%

Virginia 75
Player min FG 3FG FT Reb Ast TO BL ST PF TP
Wilkins f 29 3-5 0-1 1-1 6 1 0 2 1 2 7
Salt c 15 1-1 0-0 0-0 2 0 0 0 0 2 4
Hall g 39 6-10 2-4 0-0 3 5 1 0 0 1 12
Guy g 36 7-14 4-6 1-2 7 1 1 0 1 0 19
Jerome g 38 5-13 0-4 1-1 4 4 1 0 2 2 11
Hunter 20 4-8 1-3 3-3 3 1 2 0 0 3 12
Johnson 6 0-0 0-0 0-0 0 1 1 0 0 1 0
Diakite 17 5-8 0-0 0-0 4 0 1 0 0 3 10
Team 5
Totals 200 31-59 7-18 6-7 34 13 7 2 5 13 75
Total FG% 1st H: 16-33 48.5% 2nd H: 15-26 57.7% Game: 52.5%
3-Pt. FG% 1st H: 5-10 50.0% 2nd H: 2- 8 25.0% Game: 38.9%
F Throw % 1st H: 1- 1 100% 2nd H: 5- 6 83.3% Game: 85.7%

Score by Periods 1st 2nd Total Attendance: 17,732
Louisville 27 31 58 Ties: 1
Virginia 38 37 75 Lead Changes: 8

Louisville 66, Northern Kentucky 58
March 13, 2018 -- KFC YUM! CENTER
NIT First Round

Louisville 66
Player min FG 3FG FT Reb Ast TO BL ST PF TP
Adel f 27 7-12 1-2 5-6 4 0 2 0 0 1 20
Sutton f 21 1-3 0-1 4-4 6 0 0 0 1 5 6
Mahmoud c 10 1-4 0-0 0-0 2 0 0 2 0 0 2
King g 28 1-3 0-1 2-2 5 3 1 0 0 0 4
Snider g 28 2-8 2-4 3-4 2 3 1 0 0 1 9
Perry 20 3-7 1-3 1-2 1 1 2 0 1 3 8
Williams 5 0-1 0-1 0-0 1 0 0 0 0 0 0
Spalding 36 3-8 0-1 1-4 13 2 2 4 3 2 7
McMahon 18 4-5 2-3 0-0 0 2 1 0 2 2 10
Nwora 7 0-4 0-2 0-0 2 0 1 0 0 2 0
Team 2
Totals 200 22-55 6-18 16-22 38 11 10 6 7 16 66
Total FG% 1st Q: 6-17 35.3% 2nd Q: 2-15 13.3%
3rd Q: 9-13 69.2% 4th Q: 5-10 50.0% Game: 40.0%
3-Pt. FG% 1st Q: 2-5 40.0% 2nd Q: 0-4 0.0%
3rd Q: 2-4 50.0% 4th Q: 2-5 40.0% Game: 33.3%
FThrow % 1st Q: 2-2 100% 2nd Q: 3-4 75.0%
3rd Q: 2-4 50.0% 4th Q: 9-12 75.0% Game: 72.7%

Northern Kentucky 58
Player min FG 3FG FT Reb Ast TO BL ST PF TP
Garnett f 35 3-8 1-4 0-0 6 1 2 1 2 2 7
Tate f 28 1-3 0-0 0-2 2 3 2 0 2 1 2
McDonald f 35 7-17 2-7 3-3 13 2 5 0 0 4 19
Holland II g 33 5-17 2-10 3-4 5 2 2 0 0 5 15
Walton g 29 3-6 0-2 0-0 9 1 1 0 1 4 6
Faulkner 6 0-0 0-0 0-0 0 2 1 0 0 2 0
Sharpe 17 1-7 0-5 3-5 2 0 1 0 0 1 5
Williams 16 2-4 0-0 0-0 3 0 0 0 0 0 4
Vogt 1 0-2 0-0 0-0 1 0 0 0 0 0 0
Team 1
Totals 200 22-64 5-28 9-14 42 11 14 1 5 19 58
Total FG% 1st Q: 6-17 35.3% 2nd Q: 4-15 26.7%
3rd Q: 6-14 42.9% 4th Q: 6-18 33.3% Game: 34.4%
3-Pt. FG% 1st Q: 1-8 12.5% 2nd Q: 2-7 28.6%
3rd Q: 0-2 0.0% 4th Q: 2-11 18.2% Game: 17.9%
FThrow % 1st Q: 2-4 50.0% 2nd Q: 5-6 83.3%
3rd Q: 2-4 50.0% 4th Q: 0-0 0.0% Game: 64.3%

Score by Periods 1st 2nd 3rd 4th Total Attendance: 9,974
Northern Kentucky 15 15 14 14 58 Ties: 3
Louisville 16 7 22 21 66 Lead Changes: 6

2017-18 Box Scores

Louisville 84, Middle Tennessee 68
March 18, 2018 -- KFC YUM! CENTER
NIT Second Round

Louisville 84

Player	min	FG	3FG	FT	Reb	Ast	TO	BL	ST	PF	TP
Adel	f 21	0-1	0-1	0-0	2	0	3	0	1	3	0
Sutton	f 16	2-5	0-1	0-0	3	0	0	0	1	3	4
Spalding	c 29	8-11	0-0	2-2	4	2	0	1	2	1	18
King	g 35	4-8	0-0	5-6	6	1	1	0	0	2	13
Snider	g 26	2-6	2-3	1-2	2	8	1	0	1	0	7
Perry	19	2-3	1-1	3-4	1	3	0	0	1	1	8
Mahmoud	10	1-2	0-0	0-0	2	0	0	2	0	2	2
McMahon	23	5-8	4-7	1-2	3	3	0	0	1	1	15
Nwora	21	5-10	4-8	3-4	4	0	2	0	1	1	17
Team					1						
Totals	200	29-54	11-21	15-20	28	17	7	3	8	14	84

Total FG%	1st Q: 7-15 50.0%	2nd Q: 9-15 60.0%
3rd Q: 10-16 62.5%	4th Q: 3-9 33.3%	Game: 53.7%
3-Pt. FG%	1st Q: 1-3 33.3%	2nd Q: 6-10 60.0%
3rd Q: 2-4 50.0%	4th Q: 2-4 50.0%	Game: 52.4%
FThrow %	1st Q: 0-0 0.0%	2nd Q: 2-4 50.0%
3rd Q: 2-4 50.0%	4th Q: 11-12 91.7%	Game: 75.0%

Middle Tennessee 68

Player	min	FG	3FG	FT	Reb	Ast	TO	BL	ST	PF	TP
King	f 31	9-18	1-2	5-8	6	2	5	1	0	3	24
Gamble	f 14	2-3	0-0	0-0	3	0	1	0	0	3	4
Johnson	g 28	3-8	2-4	2-2	4	2	2	0	0	1	10
Sims	g 15	1-1	0-0	0-0	1	1	3	0	0	1	2
Potts	g 38	4-9	2-7	0-0	4	3	1	0	1	2	10
Dixon	20	0-3	0-1	0-0	2	1	2	0	0	4	0
Walters	27	6-6	0-0	4-6	3	0	0	1	0	5	16
Hawthorne	8	0-1	0-0	0-0	1	0	0	0	0	0	0
Simpson	16	0-1	0-1	0-0	1	0	0	0	0	1	0
Shelton-Szmidt	4	1-1	0-0	0-0	2	1	1	0	0	1	2
Team					0						
Totals	200	26-51	5-15	11-16	27	10	15	2	1	21	68

Total FG%	1st Q: 6-13 46.2%	2nd Q: 5-15 33.3%
3rd Q: 8-11 72.7%	4th Q: 7-12 58.3%	Game: 51.0%
3-Pt. FG%	1st Q: 1-5 20.0%	2nd Q: 0-3 0.0%
3rd Q: 3-5 60.0%	4th Q: 1-2 50.0%	Game: 33.3%
FThrow %	1st Q: 3-4 75.0%	2nd Q: 0-0 0.0%
3rd Q: 7-10 70.0%	4th Q: 1-2 50.0%	Game: 68.8%

Score by Periods	1st	2nd	3rd	4th	Total	Attendance: 13,050
Middle Tennessee	16	10	26	16	68	Ties: 5
Louisville	15	26	24	19	84	Lead Changes: 5



2017-18 Louisville Men's Basketball Louisville Extended Season Box Score (as of Mar 18, 2018) All games

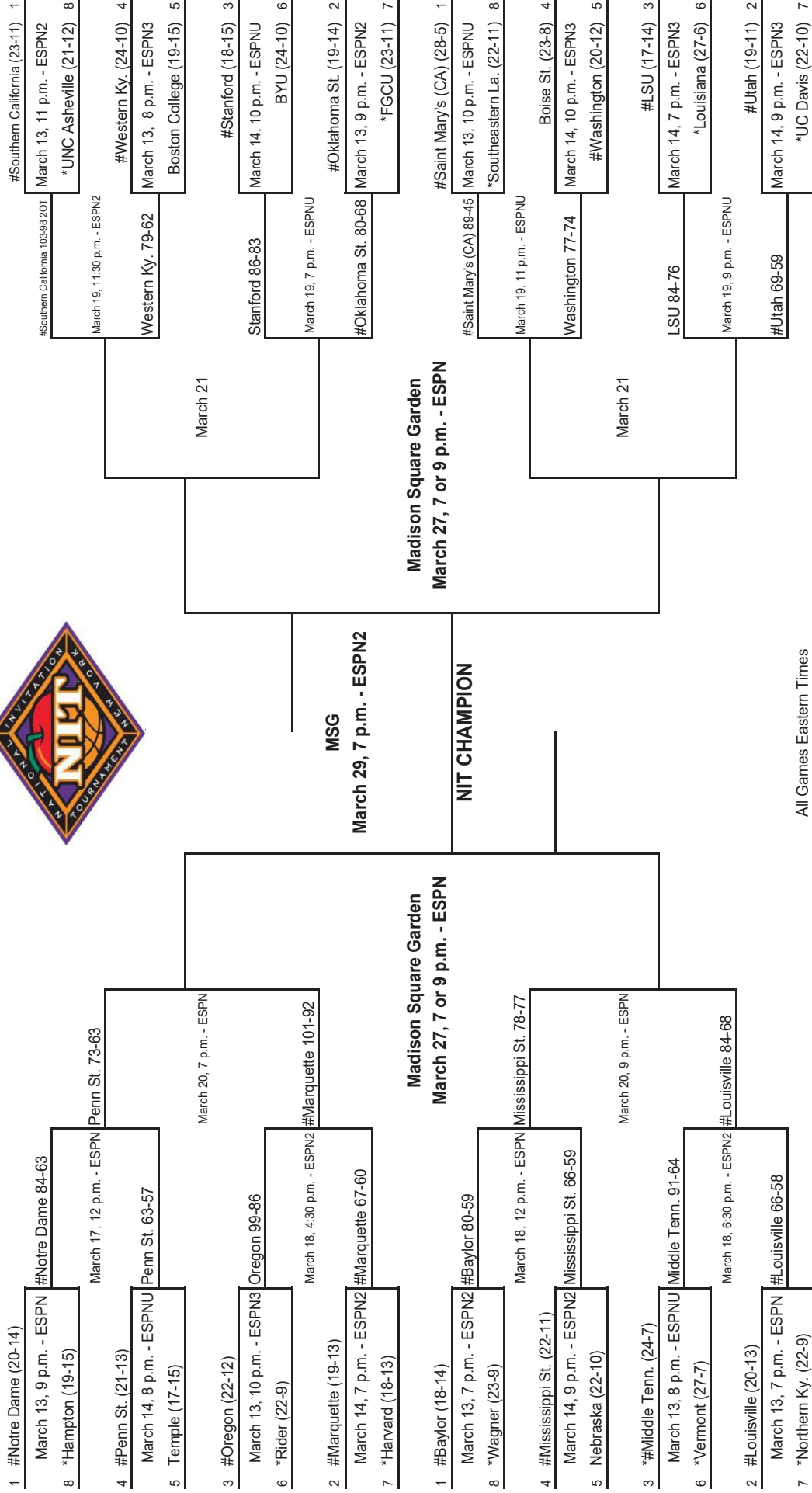


RECORD:	OVERALL	HOME	AWAY	NEUTRAL
ALL GAMES	22-13	16-5	4-7	2-1
CONFERENCE	9-9	5-4	4-5	0-0
NON-CONFERENCE	13-4	11-1	0-2	2-1

#	Player	gp-gs	min	avg	Total		3-Point		F-Throw		Rebounds				pf	dq	a	a/g	to	to/g	a/to	blk	blk/g	stl	stl/g	pts	avg
					fg-ga	fg%	3fg-ga	3fg%	ft-fta	ft%	off	def	tot	avg													
22	ADEL, Deng	33-32	1098	33.3	174-388	.448	49-140	.350	101-129	.783	21	151	172	5.2	49	0	91	2.76	74	2.24	1.23	11	0.33	20	0.61	498	15.1
13	SPALDING, Ray	35-33	959	27.4	177-327	.541	4-17	.235	73-114	.640	108	193	301	8.6	103	2	44	1.26	57	1.63	0.77	59	1.69	53	1.51	431	12.3
04	SNIDER, Quentin	35-35	1128	32.2	133-330	.403	67-161	.416	84-97	.866	15	80	95	2.7	38	0	143	4.09	52	1.49	2.75	0	0.00	18	0.51	417	11.9
00	KING, V.J.	35-35	890	25.4	104-257	.405	24-74	.324	72-98	.735	20	97	117	3.3	60	1	31	0.89	49	1.40	0.63	4	0.11	21	0.60	304	8.7
14	MAHMOUD, Anas	35-22	833	23.8	107-195	.549	0-0	.000	27-58	.466	61	119	180	5.1	67	3	36	1.03	46	1.31	0.78	103	2.94	29	0.83	241	6.9
30	McMAHON, Ryan	28-0	439	15.7	53-125	.424	41-100	.410	27-32	.844	4	27	31	1.1	48	0	42	1.50	29	1.04	1.45	2	0.07	25	0.89	174	6.2
33	NWORA, Jordan	27-0	318	11.8	50-107	.467	24-54	.444	28-37	.757	15	45	60	2.2	35	0	10	0.37	22	0.81	0.45	3	0.11	17	0.63	152	5.6
24	SUTTON, Dwayne	35-3	529	15.1	53-116	.457	17-47	.362	29-42	.690	39	100	139	4.0	69	1	20	0.57	17	0.49	1.18	13	0.37	28	0.80	152	4.3
05	WILLIAMS, Malik	32-12	338	10.6	46-110	.418	20-62	.323	11-16	.688	23	54	77	2.4	30	0	5	0.16	11	0.34	0.45	13	0.41	12	0.38	123	3.8
02	PERRY, Darius	35-3	488	13.9	38-106	.358	22-64	.344	36-40	.900	6	34	40	1.1	61	0	53	1.51	37	1.06	1.43	3	0.09	20	0.57	134	3.8
01	THOMAS, Lance	11-0	49	4.5	9-14	.643	2-7	.286	6-8	.750	3	12	15	1.4	11	1	0	0.00	3	0.27	0.00	2	0.18	2	0.18	26	2.4
12	REDDING, Jacob	6-0	13	2.2	4-4	1.000	3-3	1.000	2-2	1.000	0	0	0	0.0	0	0	0	0.00	0	0.00	0.00	0	0.00	0	0.00	13	2.2
03	GRIFFIN, Jo	6-0	18	3.0	0-1	.000	0-1	.000	0-0	.000	0	0	0	0.0	2	0	2	0.33	1	0.17	2.00	0	0.00	1	0.17	0	0.0
Total.....		35	7100		948-2080	.456	273-730	.374	496-673	.737	346	938	1284	36.7	573	8	477	13.63	408	11.66	1.17	213	6.09	246	7.03	2665	76.1
Opponents.....		35	7100		882-2143	.412	241-736	.327	447-634	.705	423	866	1289	36.8	597	-	390	11.14	471	13.46	0.83	108	3.09	207	5.91	2454	70.1

Score by Periods	1st	2nd	3rd	4th	Totals
Louisville	1177	1362	75	51	2665
Opponents	1087	1253	77	37	2454

First Round	Second Round	Quarterfinals	Semifinals	Championship	Quarterfinals	Semifinals	Second Round	First Round
March 13 & 14	March 16 - 19	March 20 & 21	March 27	March 29	March 20 & 21	March 27	March 16 - 19	March 13 & 14



© Copyright 2018 NIT, L.L.C.

2017-18 Louisville Photo Roster




0 V.J. King
F 6-6 190 So.
Cleveland, Ohio
(Paul VI Catholic HS)




1 Lance Thomas
F 6-8 220 Fr.
Norcross, Ga.
(Norcross HS)




2 Darius Perry
G 6-2 175 Fr.
Powder Springs, Ga.
(Wheeler HS)



3 Jo Griffin
G 6-1 175 Fr.
Crestwood, Ky.
(South Oldham HS)



4 Quentin Snider
G 6-2 175 Sr.
Louisville, Ky.
(Ballard HS)



5 Malik Williams
F/C 6-11 225 Fr.
Ft. Wayne, Ind.
(Snider HS)



12 Jacob Redding
G 6-0 165 Fr.
Ft. Wayne, Ind.
(Carroll HS)



13 Ray Spalding
F 6-10 225 Jr.
Louisville, Ky.
(Trinity HS)



14 Anas Mahmoud
C/F 7-0 230 Sr.
Cairo, Egypt
(West Oaks Academy)




22 Deng Adel
G/F 6-7 200 Jr.
Melbourne, Australia
(Victory Rock Prep)



23 Steven Enoch
C 6-10 240 Jr.
Norwalk, Conn.
(Univ. of Connecticut)



24 Dwayne Sutton
F 6-5 200 So.
Louisville, Ky.
(UNC Asheville)



30 Ryan McMahon
G 6-0 175 So.
Sarasota, Fla.
(Cardinal Mooney HS)



33 Jordan Nwora
F 6-7 215 Fr.
Buffalo, N.Y.
(Vermont Academy)



On The Bench



Pronunciation Guide:

- ♦ Adel (uh-DELL)
- ♦ Anas Mahmoud (AH-nus mah-MOOD)
- ♦ Enoch (EE-knock)
- ♦ Nwora (WOR-uh, silent N)

Steven Enoch will sit out the 2017-18 season after transferring from Connecticut.



David Padgett
Acting Head Coach



Trent Johnson
Assistant Coach



Greg Paulus
Assistant Coach



R.J. Evans
Assistant Coach



Michael Bowden
Dir. Basketball Operations