

2016-17 UCF MEN'S BASKETBALL GAME NOTES

GAME TWO • MISSISSIPPI STATE



Men's Basketball Contact: Daniel Forcella, Director of Athletics Communications
 Office: (407) 823-2142 | Cell: (207) 650-6790 | Email: dforcella@athletics.ucf.edu | Twitter: @DanForcella

#ChargeOn @UCF_MBB @UCF.MBB /UCFMENSBASKETBALL

GAME INFORMATION

Date:..... Nov. 17, 2016
Time:..... 5 p.m. ET
City:..... Charleston, S.C.
Site:..... TD Arena (5,100)
TV:..... ESPN2
Talent:..... Doug Sherman, Miles Simon
Radio:..... FM 96.9/AM 740 The Game
Online Audio:..... 969thegame.iheart.com
Talent:..... Scott Adams
Twitter:..... @UCF_MBB
Hashtag:..... #ChargeOn
Series:..... First Meeting
Last Meeting:..... n/a
Streak:..... n/a



UCF
KNIGHTS (1-0)

Johnny Dawkins.... **Head Coach**..... Ben Howland
 Duke, 1986 **Alma Mater**..... Weber, 1979
 First..... **Year at School**..... Second
 1-0 **Record at School**..... 15-17
 157-115 **Career Record**..... 416-223
 W1 **Current Streak**..... W1



MISSISSIPPI STATE
(1-0) BULLDOGS

UCFACTS

DAWKINS ERA

- UCF is in its first season under head coach Johnny Dawkins.
- Dawkins comes to Orlando following eight seasons as the head coach at Stanford.
- During his collegiate playing career at Duke, Dawkins was a four-time All-ACC honoree, two-time All-America selection and the Naismith National Player of the Year in 1986.
- Following a nine-season NBA career, Dawkins spent 10 season on staff at his alma mater under legendary head coach Mike Krzyzewski.
- Dawkins holds a career record of 156-115 as a head coach.

SCHEDULE / RESULTS

N14	Nicholls	ESPN3	W, 80-56
N17	vs. Mississippi State#	ESPN2	5 p.m.
N18	vs. Boise St./Charleston#	ESPNU/3	TBD
N20	vs. TBD#	TBD	TBD
N26	Seattle	ESPN3	7:30 p.m.
N30	Stetson	ESPN3	7 p.m.
D3	at UMass		1 p.m.
D10	Maryland-Eastern Shore	ESPN3	5 p.m.
D12	Pennsylvania	ESPN3	7 p.m.
D15	at George Washington		7 p.m.
D18	Miami (Ohio)	ESPNU	12 p.m.
D21	Bethune-Cookman	ESPN3	7 p.m.
D28	at Tulane*	ASN/ESPN3	8 p.m.
D31	Temple*	ESPNU	4 p.m.
J3	East Carolina*	ESPNNews	7:15 p.m.
J8	at UConn*	CBSSN	5 p.m.
J14	Houston*	CBSSN	4 p.m.
J17	USF*	ESPNNews	7 p.m.
J22	at Memphis*	CBSSN	4 p.m.
J25	SMU*	ESPNNews	6 p.m.
J28	at Tulsa*	ESPNNews	1:30 p.m.
F1	at Houston*	ESPNU	7 p.m.
F4	Memphis*	ESPNNews	5 p.m.
F8	at Cincinnati*	ESPNU	9 p.m.
F11	UConn*	CBSSN	6 p.m.
F14	Tulsa*	ESPNNews	7 p.m.
F18	at East Carolina*	ESPNNews	4 p.m.
F22	at Temple*	ESPNU	7 p.m.
F26	Cincinnati*	CBSSN	3 p.m.
M2	at USF*	ESPNU	7 p.m.

* American Athletic Conference contest
 # Gildan Charleston Classic
 All times Eastern

NEW FACES

- With a new coaching staff in place, the Knights brought in a wealth of new players for 2016-17.
- UCF has eight new players on the roster this season, which includes four transfers that are ineligible this year due to transfer rules.
- The Knights also return eight players from a year ago, including B.J. Taylor, A.J. Davis, Matt Williams, Tacko Fall, Tank Efanayi and Chance McSpadden, who have all started for UCF.

TAYLOR MADE

- B.J. Taylor, who excelled for the Knights as a freshman in 2014-15, returns to the Knights lineup as a redshirt freshman after missing all of last season due to injury.
- Taylor was the top scoring freshman in the American Athletic Conference in 2014-15 with 12.8 point per game.
- The Orlando native was an All-Rookie Team selection in The American as a freshman.

TACKO FALL FACTS

- One of the 40 tallest living human beings in the world
- At 7-foot-6, he is the tallest player in NCAA basketball.
- Hand Length: 10.5 inches
- Wingspan: 8 feet, 2 inches
- Shoe Size: 22

PROJECTED STARTERS

B.J. TAYLOR




6-2 • r-Sr. • G

MATT WILLIAMS



6-5 • r-Sr. • G

TANKEFIANAYI



6-6 • Sr. • G/F

NICK BANYARD



6-8 • r-Sr. • F

TACKO FALL



7-6 • So. • C



2016-17 UCF MEN'S BASKETBALL GAME NOTES

GAME TWO • MISSISSIPPI STATE

QUICK FACTS

UCF INFORMATION

Location	Orlando, Fla.
Founded	1963
Enrollment	60,810
Nickname	Knights
Colors	Black and Gold
Conference	American Athletic
President	Dr. John C. Hitt
Director of Athletics	Danny White
Athletics Phone	(407) 823-2261
Ticket Office Phone	(407) 823-1000

CFE ARENA

Capacity	10,000
Year Opened	2007
Press Row Phone	(407) 823-2477

BASKETBALL HISTORY

First Year of Basketball	1969-70
First Year in Division I	1984-85
First Year in AAC	2013-14
All-Time Record	697-588/750-588*
NCAA Tournaments/Last	Four/2005

*2008-09 (17-14), 2009-10 (15-17), 2010-11 (21-12)

victories were vacated due to NCAA sanctions

TEAM INFORMATION

2015-16 Record	12-18
AAC Record/Finish	6-12/Eighth
Home Record	8-8
Road Record	4-9
Postseason	AAC First Round
Starters Returning/Lost	3/2
Letterwinners Returning/Lost	8/6
Newcomers	8

ATHLETICS COMMUNICATIONS

Director (MBB)	Dan Forcella
Office Phone	(407) 823-2142
Cell Phone	(207) 650-6790
Email	dforcella@athletics.ucf.edu
Mailing Address	Bright House Networks Stadium 4465 Knights Victory Way Orlando, FL 32816
Website	www.UCFKnights.com
Twitter	@UCF_MBB
Instagram	UCF.MBB
Snapchat	UCF.Knights
Facebook	/UCFMensBasketball

ROSTER

No.	Name	Cl.	Pos.	Ht.	Wt.	Hometown/Previous School
0	Tank Efianayi	Sr.	G/F	6-6	210	Orlando, Fla./Daytona State
1	B.J. Taylor	r-So.	G	6-2	200	Orlando, Fla./Boone
2	Terrell Allen*	So.	G	6-2	180	Upper Marlboro, Md./Drexel
3	A.J. Davis	r-Jr.	G/F	6-9	215	Atlanta, Ga./Tennessee
4	Cesar DeJesus	Fr.	G	6-2	195	Baltimore, Md./Mt. Zion Prep
5	Djordjije Mumin	Jr.	G	6-5	205	Podgorica, Montenegro/American Heritage (Fla.)
10	Dayon Griffin*	Jr.	G	6-4	205	St. Petersburg, Fla./Louisiana Tech
11	Rokas Ulvydas*	So.	F	6-11	235	Kaunas, Lithuania/Texas Tech
12	Matt Williams	r-Sr.	G	6-5	215	Orlando, Fla./Jones
14	Nick Banyard	r-Sr.	F	6-8	230	Flower Mound, Texas/Illinois State
15	Aubrey Dawkins*	Jr.	G/F	6-6	205	Palo Alto, Calif./Michigan
20	Brock Stephenson	Fr.	G	6-0	190	Miami, Fla./Dade Christian
21	Chad Brown	So.	F	6-9	240	Deltona, Fla./Deltona
22	Chance McSpadden	So.	G	6-4	180	Winter Haven, Fla./Winter Haven
24	Tacko Fall	So.	C	7-6	290	Dakar, Senegal/Liberty Christian Prep (Fla.)
51	Nathan Laing	r-Jr.	G	6-0	185	Lillington, N.C./Jacksonville State

*ineligible for 2016-17 due to NCAA transfer rules

Head Coach: Johnny Dawkins (Duke, 1982), First Year

Assistant Coach: Kevin Norris (Miami, 1998), First Year

Assistant Coach: Jamill Jones (Arkansas Tech, 2008), First Year

Assistant Coach: Robbie Laing (Troy, 1982), First Year

Director of Operations: Jimmy Drew (DePaul, 2011), First Year

Director of Player Development: Ricardo Greer (Pittsburgh, 2015), Second Year

Video Coordinator: Jaycob Ammerman (Flagler, 2013), First Year

Assistant Director of Operations: Karen Del Carpio (Bethany, 2014), First Year

Director of Sports Performance: Alex Parr (Maryland, 2006), First Year

Athletic Trainer: Jarrett Schweim (Florida, 2006), Third Year

PRONUNCIATIONS

Terrell Allen	turr - EL
Cesar DeJesus	duh - HAY - zoos
Tank Efianayi	eff - ee - on - EE
Tacko Fall	TACO
Dayon Griffin	DAY - on
Djordjije Mumin	george - EE - uh , MOO - min
Rokas Ulvydas	RO - cuss, ULL - vee - dahs

KNIGHT NOTES

DOMINANT DAVIS

- In his first season with the Knights, A.J. Davis led UCF in scoring at 12.0 points per game and rebounding with 6.0 boards per contest.
- Was one of just three players in the American Athletic Conference last season to rank in the top 20 in points, rebounds and assists.
- Davis transferred to UCF from Tennessee and sat out the 2015-16 season due to transfer rules.
- His father is Antonio Davis, who played 13 seasons in the NBA and was an All-Star in 2001.

FALL FACTOR

- Tacko Fall had a major impact as a freshman in 2015-16, setting a UCF freshman record with 70 blocked shots, second in the Knights record books only to John Friday, who blocked 74 (1986-87).
- Fall also set a new single season field goal percentage record for the Knights, hitting 96-of-128 attempts from the floor (.750).
- Fall was named The American Rookie of the Week twice as a freshman.



2016-17 UCF MEN'S BASKETBALL GAME NOTES

GAME TWO • MISSISSIPPI STATE

THE SERIES

Overall:.....	0-0
in Orlando:.....	0-0
in Starkville:.....	0-0
at Neutral location:.....	0-0
Streak:.....	n/a
Last meeting.....	n/a

TALE OF THE TAPE

UCF		MSU
1-0	Record	1-0
Won 1	Streak	Won 1
80.0	Points Per Game	78.0
56.0	Scoring Defense	74.0
+24.0	Scoring Margin	+4.0
.453	Field Goal Percentage	.467
.284	FG Percentage Defense	.456
9.0	3-Pt FG Per Game	11.0
.375	3-Pt FG Percentage	.478
.722	Free Throw Percentage	.647
59.0	Rebounds Per Game	38.0
+23.0	Rebound Margin	+3.0
17.0	Assists Per Game	15.0
16.0	Turnovers Per Game	13.0
-7.0	Turnover Margin	-1.0
1.1	Assist/Turnover Ratio	1.2
3.0	Steals Per Game	4.0
7.0	Blocks Per Game	8.0

AROUND THE AMERICAN

School	AAC	Overall	Streak
Cincinnati	0-0	2-0	W2
SMU	0-0	2-0	W2
East Carolina	0-0	2-0	W2
UCF	0-0	1-0	W1
Houston	0-0	1-0	W1
USF	0-0	1-0	W1
Memphis	0-0	1-0	W1
Temple	0-0	1-1	L1
Tulane	0-0	1-1	W1
Tulsa	0-0	0-1	L1
UConn	0-0	0-2	L2

KNIGHT NOTES

THE WILLIAMS WAY

- Matt Williams returns for his fifth season at UCF and ranks 10th all-time with 154 career three-pointers made.
- Only three players in UCF history have made more three-pointers in a single game than Williams, who is fourth in the record books with seven made in a single game.
- Williams averaged 8.1 points per game and knocked down 55 three-pointers as a redshirt junior a season ago.

SUNSHINE KNIGHTS

- The Knights have three players on the roster from the city of Orlando in B.J. Taylor (Boone HS), Matt Williams (Jones HS) and Tank Efanayi (University HS).
- There are six Knights who played high school basketball in the Central Florida area as Chance McSpadden (Winter Haven HS), Chad Brown (Deltona HS) and Tacko Fall (Liberty Christian Prep) join the Orlando natives.
- In all, there are nine Knights who played high school ball in the Sunshine State, adding Dayon Griffin (St. Petersburg HS), Djordjije Mumin (American Heritage) and Brock Stephenson (Dade Christian).

DAWKINS DEBUT

- The Knights defeated Nicholls 80-56 in Johnny Dawkins' first game as the head coach at UCF.
- Matt Williams led five Knights in double figures with 20 points on 6-of-11 from three-point range.
- Tank Efanayi recorded career highs in points (16) and rebounds (9).
- Tacko Fall and Nick Banyard both had double-doubles on the night, as Fall led with a career high 16 boards.

ON THE GLASS

- UCF outrebounded Nicholls 59 to 36 for the game, taking advantage of the fact that the Knights forced the Colonels to shoot just 28.4 percent (21-74) from the floor.
- The 59 rebounds were the most for UCF since they had 60 in 2001 and it was tied for the fourth most in a single game in program history.



2016-17 UCF MEN'S BASKETBALL GAME NOTES

GAME TWO • MISSISSIPPI STATE

TRENDS

Win the tip	1-0
Lose the tip	0-0
Home games	1-0
Away games	0-0
Neutral site games	0-0
vs. Top 25 teams	0-0
Lead at Halftime	1-0
Trail at Halftime	0-0
Tied at Halftime	0-0
In Overtime	0-0
Lead with 10:00 remaining	1-0
Trail with 10:00 remaining	0-0
Tied with 10:00 remaining	0-0
Lead with 5:00 remaining	1-0
Trail with 5:00 remaining	0-0
Tied with 5:00 remaining	0-0
Lead with 2:00 remaining	1-0
Trail with 2:00 remaining	0-0
Tied with 2:00 remaining	0-0
Score Fewer than 50 Points	0-0
Score 50-59 Points	0-0
Score 60-69 Points	0-0
Score 70-79 Points	0-0
Score 80+ Points	1-0
Opponent Scores Fewer than 50 Points	0-0
Opponent Scores 50-59 Points	1-0
Opponent Scores 60-69 Points	0-0
Opponent Scores 70-79 Points	0-0
Opponent Scores 80+ Points	0-0
Shoot Under 30 Percent	0-0
Shoot 30-39 Percent	0-0
Shoot 40-49 Percent	1-0
Shoot 50+ Percent	0-0
Opponent Shoots Under 30 Percent	1-0
Opponent Shoots 30-39 Percent	0-0
Opponent Shoots 40-49 Percent	0-0
Opponent Shoots 50+ Percent	0-0
Outrebound Opponent	1-0
Outrebounded by Opponent	0-0
Rebounds equal	0-0
Commit fewer turnovers	0-0
Commit more turnovers	1-0
Turnovers equal	0-0
Outscore opponents bench	0-0
Games Decided by 1-5 Points	0-0
Games Decided by 6-10 Points	0-0
Games Decided by 11-19 Points	0-0
Games Decided by 20+ Points	1-0
Wearing white	1-0
Wearing black	0-0
November	1-0
December	0-0
January	0-0
February	0-0
March	0-0
Monday	1-0
Tuesday	0-0
Wednesday	0-0
Thursday	0-0
Friday	0-0
Saturday	0-0
Sunday	0-0

THE LAST TIME

Category	UCF	Opponent
Scored 100	101 vs. Bethune (12/22/15)	100 vs. Tulane (1/14/15)
Scored 110	115 vs. West Florida (11/12/10)	127 vs. Southern (2/24/93)
Scored 120	130 vs. Florida Tech (1/23/80)	127 vs. Southern (2/24/93)
Scored under 40	39 vs. Florida (12/4/03)	39 vs. Jackson State (11/15/10)
Scored under 50	46 vs. UConn (3/6/16)	48 at UAB (1/21/12)
Won by 30	30 vs. Illinois-Chicago (12/5/15)	31 at Memphis (3/9/12)
Won by 40	40 vs. Jacksonville (12/17/13)	42 at Coll. of Charles. (2/1/96)
Won by 50	54 vs. West Florida (11/12/10)	50 at North Carolina (12/2/89)
Made 40 FG	40 at Marshall (2/27/10)	41 at Florida State (12/6/14)
Attempted 80 FG	88 at Marshall (2/27/10)	80 vs. Tulane (1/14/15)
Made 15 3-pt FG	15 vs. East Carolina (2/20/08)	16 vs. Tulane (1/14/15)
Attempted 30 3-pt FG	31 at Temple (2/27/16)	31 vs. Nicholls (11/14/16)
Made 30 FT	36 vs. Bethune (12/22/15)	43 at Marshall (2/27/10)
Attempted 40 FT	43 vs. Bethune (12/22/15)	67 at Marshall (2/27/10)
Had 50 rebounds	59 vs. Nicholls (11/14/16)	50 vs. Memphis (2/22/15)
Had 60 rebounds	69 vs. West Florida (12/17/93)	61 at Georgia (12/19/95)
Had 30 assists	30 vs. Campbell (2/28/04)	43 at Dayton (12/3/88)
Had 20 steals	22 vs. Navy (12/6/03)	22 at Centenary (1/11/93)
Had 10 blocks	13 vs. Illinois-Chicago (12/5/15)	14 at UConn (1/11/14)
Didn't hit a 3-pt FG	0-7 vs. Savannah St. (11/18/12)	0-23 vs. UAB (1/9/13)
Won an OT game	101-96 vs. Bethune (12/22/15)	61-60 vs. UC Irvine (11/18/15)
Lost an OT game	61-60 vs. UC Irvine (11/18/15)	101-96 vs. Bethune (12/22/15)
Multiple OT game	103-100 vs. Tulane (1/14/15)	100-103 vs. Tulane (1/14/15)

Category	UCF Player
Scored 30 pts	33, Daiquan Walker at Tulane (2/4/16)
Scored 40 pts	45, Jermaine Taylor vs. Rice (2/25/09)
Two players score 20 pts	vs. Bethune (12/22/15) Daiquan Walker (21); Shaheed Davis (20)
Five players score 10 pts	vs. Nicholls (11/14/16) Matt Williams (20), Tank Efanayi (16), Tacko Fall (16), B.J. Taylor (14), Nick Banyard (14)
Three reserves score 10 pts	vs. North Carolina A&T (11/16/08) Isaac Sosa (18), A.J. Tyler (11), P.J. Gaynor (10)
Made 20 FG	23, Bo Clark vs. Florida Tech (1/17/79)
Attempted 20 FG	20, B.J. Taylor vs. Tulane (1/14/15)
Made 7 3-point FG	7, Matt Williams vs. Florida Tech (12/1/12)
Attempted 15 3-pt FG	16, Mike O'Donnell at Marshall (2/23/08)
Made 10 FT	12, A.J. Davis at USF (1/20/16)
Attempted 15 FT	15, B.J. Taylor at Memphis (1/17/15)
Had 20 rebounds	20, Paul Reed at Marist (12/22/01)
Had 10 assists	10, Daiquan Walker vs. Bethune-Cookman (12/22/15)
Had 6 blocks	6, Tacko Fall vs. Florida Atlantic (12/8/15)
Had 7 steals	9, Isaiah Sykes vs. Georgia Southwestern (2/26/13)
Had a triple-double	Isaiah Sykes vs. East Carolina - 20 pts/16 reb/11 ast (2/9/13)

Category	Opponent Player
Scored 30 pts	35, Shaq Goodwin vs. Memphis (1/26/16)
Attempted 20 FG	23, Shaq Goodwin vs. Memphis (1/26/16)
Had 20 rebounds	21, Adam Sonn vs. Belmont (1/17/02)





JOHNNY **DAWKINS**

Johnny Dawkins was named UCF's seventh head men's basketball coach on Mar. 23, 2016. Dawkins arrived in Orlando, after an eight-year stint at Stanford, where he led the Cardinal to five postseason appearances, including an NCAA Sweet Sixteen appearance in 2014, and four 20-win seasons.

Prior to his time in Palo Alto, California, Dawkins coached for 10 years under the legendary Mike Krzyzewski at his alma mater Duke. He played for the Blue Devils from 1982-86, where he was named the 1986 Naismith National Player of the Year and helped lead Duke to three NCAA Tournament berths, including an NCAA National Championship Game appearance in 1986.

STANFORD STINT

Stanford put together four 20-win seasons in Dawkins' tenure as head coach. He is only the second coach in Stanford history with at least four 20-win seasons. Stanford's success on the court came against some of the toughest schedules in the nation. During the 2015-16 season, the Cardinal faced the sixth-most difficult slate in the country. A nation-leading 17 of Stanford's 30 games came against RPI Top 50 squads. Stanford's strength of schedule was rated in the top 50 each of the past four seasons, including two in the top 20, with an average rank of 27.75.

The Cardinal basketball program also excelled in the classroom during Dawkins' tenure, earning at least three Pac-12 All-Academic selections for five consecutive seasons and producing back-to-back Pac-12 Scholar-Athlete of the Year recipients (2014, 2015). Stanford also received annual national academic recognition, with three players earning National Association of Basketball Coaches (NABC) Honors Court status in 2015. The Cardinal was one of 20 NCAA Division I teams to earn an NABC Team Academic Excellence Award last season.

In 2012, Dawkins mentored Chasson Randle to become the consummate student-athlete. Randle finished that season as Stanford's all-time leading scorer and earned the program's first CoSIDA Academic All-America First Team selection since 2006. Under Dawkins, Stanford recorded back-to-back perfect Academic Progress Rate scores of 1000 in both the 2012-13 and 2013-14 reports, the two most recent to be released by the NCAA.

Player development was also markedly improved at Stanford under Dawkins' tutelage. Four Cardinal players were selected in the NBA Draft following their collegiate careers.

LEARNING FROM A LEGEND

The Washington, D.C. native coached for 10 years under the legendary Krzyzewski at Duke. During Dawkins' decade as a coach at Duke, the Blue Devils won a national championship (2001), tallied six ACC regular season championships, recorded seven ACC Tournament titles and posted a 330-60 record. In four consecutive seasons from 1999-2002, Duke finished the regular season ranked No. 1 in both national polls, a first in college basketball history. Duke reached a No. 1 national ranking in seven of the 10 seasons with Dawkins on the coaching staff.

While at Duke, he also served as the Player Personnel Director for the USA Basketball Senior National Team from 2006-08.

COACHING CAREER | 156-115 OVERALL

- 2016-PRESENT:** Head Coach (UCF)
- 2008-16:** Head Coach (Stanford)
- 2006-08:** Director of Player Personnel (USA Basketball)
- 1999-08:** Associate Head Coach (Duke)
- 1998-99:** Assistant Coach (Duke)

NBA CAREER | 9 SEASONS

- 1994-95:** Detroit Pistons
- 1989-94:** Philadelphia 76ers
- 1986-89:** San Antonio Spurs
- 1986 NBA DRAFT:** San Antonio - 1st Round, 10th pick

DUKE CAREER | 1982-86

- 1985-86:** Naismith National Player of the Year
Consensus First Team All-American
First Team All-ACC
NCAA East Regional MVP
ACC Tournament MVP
Duke Team MVP
Duke Co-Captain
- 1984-85:** Consensus First Team All-American
First Team All-ACC
Duke Team MVP
- 1983-84:** Second Team All-ACC
Duke Team MVP
- 1982-83:** Freshman All-American
Second Team All-ACC
Duke Team MVP

DECORATED DUKIE

Following a prolific high school career at Mackin Catholic in Washington, D.C., Dawkins made his way to Duke, where he would become one of the most decorated players to step foot in Durham, North Carolina.

He played for the Blue Devils from 1983-86, earning Consensus All-America honors twice (1985, 1986). Dawkins was also voted as the 1986 Naismith National Player of the Year and named a Freshman All-American in 1983. During his collegiate career, he helped lead Duke to three NCAA Tournament berths, including an NCAA National Championship Game appearance in 1986. He was listed as an All-ACC honoree in all four seasons as a Blue Devil.

Dawkins finished his career as the school's all-time leading scorer and held that honor until 2006 when J.J. Redick surpassed his mark of 2,556 points. He recorded double-figure point totals in 129-of-133 collegiate games. Dawkins led the Blue Devils in scoring all four years, recording the fourth-highest season point total in school history with 809 in 1986. Dawkins remains Duke's career record-holder in field goals (1,026) and field goals attempted (2,019) while also owning the school's best single-season mark for field goals (331) during the 1986 campaign.



Dawkins was inducted into the Duke Sports Hall of Fame in September 1996. His jersey number 24 was retired by the school.

PROFESSIONAL EXPERIENCE

A 1986 first-round draft pick (10th overall) by San Antonio, Dawkins saw action in nine NBA seasons with the Spurs, Philadelphia 76ers and Detroit Pistons. He averaged 11.1 points and 5.5 assists over 541 career NBA games.

GIVING BACK TO THE GAME

Dawkins has served as a member of the National Association of Basketball Coaches Board of Directors since 2012. He also currently serves on the NCAA Division I Men's Basketball Ethics Coalition, an independent committee of current and former coaches, charged with promoting ethical conduct through leadership, education and mentoring opportunities, while identifying key issues challenging the coaching community.



HEAD COACHING RECORD

YEAR	SCHOOL	OVERALL	PCT.	POSTSEASON
2008-09	Stanford	20-14	.588	CBI Semifinals
2009-10	Stanford	14-18	.438	
2010-11	Stanford	15-16	.484	
2011-12	Stanford	26-11	.703	NIT Champions
2012-13	Stanford	19-15	.559	NIT Second Round
2013-14	Stanford	23-13	.639	NCAA Sweet 16
2014-15	Stanford	24-13	.649	NIT Champions
2015-16	Stanford	15-15	.500	
2016-17	UCF	1-0	1.000	
Overall	9th season	157-115	.577	



O TANK *EFIANAYI*

G/F • SENIOR • ORLANDO, FLA. • DAYTONA STATE

- Recorded career highs in every major statistical categories in Monday night's season opener against Nicholls.
- Went for 16 points and 9 rebounds on Monday after averaging just 3.8 ppg and 1.6 rpg as a junior in his first season with the Knights.
- Spent first two seasons at Daytona State where he was a National Junior College Athletics Association All-America honoree.

SEASON HIGHS

Points	16	Nicholls (11/14/16)
Rebounds	9	Nicholls (11/14/16)
Assists	3	Nicholls (11/14/16)
Steals	2	Nicholls (11/14/16)
Blocks	1	Nicholls (11/14/16)
FG made	5	Nicholls (11/14/16)
FG attempts	15	Nicholls (11/14/16)
3FG made	2	Nicholls (11/14/16)
3FG attempts	7	Nicholls (11/14/16)
FT made	4	Nicholls (11/14/16)
FT attempts	4	Nicholls (11/14/16)

CAREER HIGHS

Points	16	Nicholls (11/14/16)
Rebounds	9	Nicholls (11/14/16)
Assists	3	Nicholls (11/14/16)
Steals	2	4x, last Nicholls (11/14/16)
Blocks	1	4x, last Nicholls (11/14/16)
FG made	5	Nicholls (11/14/16)
FG attempts	15	Nicholls (11/14/16)
3FG made	2	3x, last Nicholls (11/14/16)
3FG attempts	7	Nicholls (11/14/16)
FT made	6	at ECU (1/2/16)
FT attempts	8	at ECU (1/2/16)

MISCELLANEOUS GAME STATS

Led team in scoring	2
Led team in rebounds	--
Led team in assists	1
Double Figure Points	3
Double Figure Rebounds	--
Double-Doubles	--
20-Point Games	--
30-Point Games	--
3+ Three Pointers	--
5+ Assists	--
3+ Steals	--
3+ Blocks	--

GAME-BY-GAME

Opponent	Date	gs	min	Total fg-fga	fg%	3fg-fga	3fg%	F-Throw ft-fa	ft%	Rebounds off	def	tot	avg	pf	a	to	blk	stl	pts	avg
NICHOLLS STATE UNIVERSITY	11/14/16	*	37	5-15	.333	2-7	.286	4-4	1.000	2	7	9	9.0	3	3	2	1	2	16	16.0
Totals		1	37	5-15	.333	2-7	.286	4-4	1.000	2	7	9	9.0	3	3	2	1	2	16	16.0

Games played: 1	Rebounds Per Game: 9.0
Minutes per Game: 37.0	Assists Per Game: 3.0
Points per Game: 16.0	Turnovers Per Game: 2.0
FG Percent: 33.3	Assist/Turnover Ratio: 1.5
3FG Percent: 28.6	Steals Per Game: 2.0
FT Percent: 100.0	Blocks Per Game: 1.0





1 B.J. TAYLOR

G • r-SOPHOMORE • ORLANDO, FLA. • BOONE HS

- Scored 14 points and led the Knights with five assists in his first game back since the 2014-15 season.
- Missed all of last season due to injury.
- As a freshman in 2014-15, Taylor led the Knights and all American Athletic Conference freshmen with 12.8 points per game.
- Was named to The American's All-Rookie Team two seasons ago.
- His 334 points in 2014-15 were the most for a UCF freshman since 1995-96.
- Was the Florida Class 8A State Player of the Year at Boone High School.

SEASON HIGHS

Points	14	Nicholls (11/14/16)
Rebounds	6	Nicholls (11/14/16)
Assists	5	Nicholls (11/14/16)
Steals		
Blocks		
FG made	4	Nicholls (11/14/16)
FG attempts	9	Nicholls (11/14/16)
3FG made	1	Nicholls (11/14/16)
3FG attempts	3	Nicholls (11/14/16)
FT made	5	Nicholls (11/14/16)
FT attempts	6	Nicholls (11/14/16)

UCF CAREER HIGHS

Points	33	Tulane (1/14/15)
Rebounds	9	Stetson (11/16/14)
Assists	7	USC Upstate (11/23/24)
Steals	3	2x, last FAU (12/13/14)
Blocks	1	2x, last USF (2/11/15)
FG made	11	Tulane (1/14/15)
FG attempts	20	Tulane (1/14/15)
3FG made	6	USC Upstate (11/23/14)
3FG attempts	10	Memphis (2/22/15)
FT made	13	at Memphis (1/17/15)
FT attempts	15	at Memphis (1/17/15)

MISCELLANEOUS GAME STATS

Led team in scoring	9
Led team in rebounds	--
Led team in assists	9
Double Figure Points	18
Double Figure Rebounds	--
Double-Doubles	--
20-Point Games	3
30-Point Games	1
3+ Three Pointers	7
5+ Assists	5
3+ Steals	2
3+ Blocks	--

GAME-BY-GAME

Opponent	Date	gs	min	Total fg-fga	fg%	3fg-fga	3fg%	F-Throw ft-fa	ft%	Rebounds off	def	tot	avg	pf	a	to	blk	stl	pts	avg
NICHOLLS STATE UNIVERSITY	11/14/16	*	27	4-9	.444	1-3	.333	5-6	.833	1	5	6	6.0	3	5	2	0	0	14	14.0
Totals		1	27	4-9	.444	1-3	.333	5-6	.833	1	5	6	6.0	3	5	2	0	0	14	14.0

Games played: 1	Rebounds Per Game: 6.0
Minutes per Game: 27.0	Assists Per Game: 5.0
Points per Game: 14.0	Turnovers Per Game: 2.0
FG Percent: 44.4	Assist/Turnover Ratio: 2.5
3FG Percent: 33.3	Steals Per Game: 0.0
FT Percent: 83.3	Blocks Per Game: 0.0





3

A.J. DAVIS

G/F • r-JUNIOR • ATLANTA, GA. • TENNESSEE

- Missed the season opener and will miss action at the Gildan Charleston Classic due to injury.
- After sitting out a season due to transfer rules, Davis led the Knights in both scoring (12.0) and rebounding (6.0) as a sophomore in 2015-16.
- Was one of just three players in the American Athletic Conference to rank in the Top 20 in scoring, rebounding and assists last season.
- Was able to get to the line last season and his 122 free throws made were the 10th most in a single season in UCF history.

SEASON HIGHS

- Points
- Rebounds
- Assists
- Steals
- Blocks
- FG made
- FG attempts
- 3FG made
- 3FG attempts
- FT made
- FT attempts

UCF CAREER HIGHS


Points	23	2x, last at ECU (1/2/16)
Rebounds	15	Florida Atlantic (12/8/15)
Assists	6	2x, last at Stetson (12/2/15)
Steals	4	at Detroit (12/19/15)
Blocks	2	3x, last ECU (1/16/16)
FG made	8	Florida Atlantic (12/8/15)
FG attempts	16	at Detroit (12/19/15)
3FG made	3	Cincinnati (2/9/16)
3FG attempts	7	at Temple (2/27/16)
FT made	12	at USF (1/20/16)
FT attempts	14	at USF (1/20/16)

MISCELLANEOUS GAME STATS

Led team in scoring	8
Led team in rebounds	9
Led team in assists	8
Double Figure Points	18
Double Figure Rebounds	2
Double-Doubles	2
20-Point Games	5
30-Point Games	--
3+ Three Pointers	1
5+ Assists	7
3+ Steals	2
3+ Blocks	--

GAME-BY-GAME





5 DJORDJIJE MUMIN

G • JUNIOR • PODGORICA, MONTENEGRO • AMERICAN HERITAGE (FLA.)

- Recorded a career high three rebounds in seven minutes of action in the opener against Nicholls.
- Could see minutes off the bench at the guard position.

SEASON HIGHS

Points		
Rebounds	3	Nicholls (11/14/16)
Assists		
Steals		
Blocks		
FG made		
FG attempts	2	Nicholls (11/14/16)
3FG made		
3FG attempts	1	Nicholls (11/14/16)
FT made		
FT attempts		

UCF CAREER HIGHS

Points	2	2x, last Houston (2/24/16)
Rebounds	3	Nicholls (11/14/16)
Assists	-	--
Steals	-	--
Blocks	-	--
FG made	1	2x, last Houston (2/24/16)
FG attempts	3	Illinois-Chicago (12/5/15)
3FG made	-	--
3FG attempts	2	Illinois-Chicago (12/5/15)
FT made	-	--
FT attempts	-	--

GAME-BY-GAME

Opponent	Date	gs	min	Total		3-Point		F-Throw		Rebounds			pf	a	to	blk	stl	pts	avg
				fg-fga	fg%	3fg-fga	3fg%	ft-fa	ft%	off	def	tot							
NICHOLLS STATE UNIVERSITY	11/14/16		7	0-2	.000	0-1	.000	0-0	.000	1	2	3	3.0	0	0	0	0	0	0.0
Totals			7	0-2	.000	0-1	.000	0-0	.000	1	2	3	3.0	0	0	0	0	0	0.0

Games played: 1	Rebounds Per Game: 3.0
Minutes per Game: 7.0	Assists Per Game: 0.0
Points per Game: 0.0	Turnovers Per Game: 0.0
FG Percent: 0.0	Assist/Turnover Ratio: 0.0
3FG Percent: 0.0	Steals Per Game: 0.0
FT Percent: 0.0	Blocks Per Game: 0.0

MISCELLANEOUS GAME STATS

Led team in scoring	--
Led team in rebounds	--
Led team in assists	--
Double Figure Points	--
Double Figure Rebounds	--
Double-Doubles	--
20-Point Games	--
30-Point Games	--
3+ Three Pointers	--
5+ Assists	--
3+ Steals	--
3+ Blocks	--





12 MATT WILLIAMS

G • r-SENIOR • ORLANDO, FLA. • JONES HS

- Led the Knights with 20 points on 6-of-11 from three-point range in the opener against Nicholls.
- It marked the eighth time in his career he led UCF in scoring, the third 20-point game of his career, and the 22nd time he hit three or more three-pointers in a game.
- He ranks 10th all-time at UCF with 154 career three-pointers made.
- Only three players in UCF history have made more three-pointers in a single game than Williams, who is fourth in the record books with seven made in a game.
- Williams averaged 8.1 points per game and knocked down 55 three-pointers as a redshirt junior a season ago.

SEASON HIGHS

Points	20	Nicholls (11/14/16)
Rebounds	4	Nicholls (11/14/16)
Assists	4	Nicholls (11/14/16)
Steals	1	Nicholls (11/14/16)
Blocks		
FG made	7	Nicholls (11/14/16)
FG attempts	15	Nicholls (11/14/16)
3FG made	6	Nicholls (11/14/16)
3FG attempts	11	Nicholls (11/14/16)
FT made		
FT attempts		

UCF CAREER HIGHS

Points	24	Cincinnati (2/9/16)
Rebounds	8	2x, last Bethune (12/22/15)
Assists	6	Stetson (12/7/13)
Steals	2	6x, last UConn (1/31/16)
Blocks	1	5x, last at Tulane (2/4/16)
FG made	8	Cincinnati (2/9/16)
FG attempts	16	Cincinnati (2/9/16)
3FG made	7	Florida Tech (12/1/12)
3FG attempts	12	Cincinnati (2/9/16)
FT made	4	2x, last Bethune (12/22/15)
FT attempts	4	3x, last Memphis (1/26/16)

MISCELLANEOUS GAME STATS

Led team in scoring	8
Led team in rebounds	1
Led team in assists	2
Double Figure Points	23
Double Figure Rebounds	--
Double-Doubles	--
20-Point Games	3
30-Point Games	--
3+ Three Pointers	22
5+ Assists	1
3+ Steals	--
3+ Blocks	--

GAME-BY-GAME

Opponent	Date	gs	min	Total fg-fga	fg%	3-Point 3fg-fga	3fg%	F-Throw ft-fa	ft%	Rebounds off	def	tot	avg	pf	a	to	blk	stl	pts	avg
NICHOLLS STATE UNIVERSITY	11/14/16	*	37	7-15	.467	6-11	.545	0-0	.000	1	3	4	4.0	0	4	4	0	1	20	20.0
Totals		1	37	7-15	.467	6-11	.545	0-0	.000	1	3	4	4.0	0	4	4	0	1	20	20.0

Games played: 1	Rebounds Per Game: 4.0
Minutes per Game: 37.0	Assists Per Game: 4.0
Points per Game: 20.0	Turnovers Per Game: 4.0
FG Percent: 46.7	Assist/Turnover Ratio: 1.0
3FG Percent: 54.5	Steals Per Game: 1.0
FT Percent: 0.0	Blocks Per Game: 0.0





14 NICK BANYARD

F • r-SENIOR • FLOWER MOUND, TEXAS • ILLINOIS STATE

- Recorded his first career double-double with 10 points and a career high 12 rebounds in the opener against Nicholls.
- The graduate transfer is at his third school in five years, playing his first two seasons at New Mexico and last year at Illinois State.

SEASON HIGHS

Points	10	Nicholls (11/14/16)
Rebounds	12	Nicholls (11/14/16)
Assists	3	Nicholls (11/14/16)
Steals		
Blocks		
FG made	4	Nicholls (11/14/16)
FG attempts	8	Nicholls (11/14/16)
3FG made		
3FG attempts		
FT made	2	Nicholls (11/14/16)
FT attempts	4	Nicholls (11/14/16)

PREVIOUS CAREER HIGHS

Points	18	at Evansville (2/11/16)
Rebounds	12	Nicholls (11/14/16)
Assists	3	Nicholls (11/14/16)
Steals	2	2x, at Loyola (2/3/16)
Blocks	4	UMass (11/22/13)
FG made	8	at Evansville (2/11/16)
FG attempts	11	at Evansville (2/11/16)
3FG made	3	Murray State (12/13/15)
3FG attempts	5	UAB (12/5/15)
FT made	5	vs. UAB (11/21/13)
FT attempts	7	vs. UAB (11/21/13)

MISCELLANEOUS GAME STATS


Led team in scoring	1
Led team in rebounds	3
Led team in assists	1
Double Figure Points	4
Double Figure Rebounds	2
Double-Doubles	1
20-Point Games	--
30-Point Games	--
3+ Three Pointers	1
5+ Assists	--
3+ Steals	--
3+ Blocks	1

GAME-BY-GAME

Opponent	Date	gs	min	Total fg-fga	fg%	3-Point 3fg-fga	3fg%	F-Throw ft-fa	ft%	Rebounds off	def	tot	avg	pf	a	to	blk	stl	pts	avg
NICHOLLS STATE UNIVERSITY	11/14/16	*	36	4-8	.500	0-0	.000	2-4	.500	4	8	12	12.0	1	3	1	0	0	10	10.0
Totals		1	36	4-8	.500	0-0	.000	2-4	.500	4	8	12	12.0	1	3	1	0	0	10	10.0

Games played: 1	Rebounds Per Game: 12.0
Minutes per Game: 36.0	Assists Per Game: 3.0
Points per Game: 10.0	Turnovers Per Game: 1.0
FG Percent: 50.0	Assist/Turnover Ratio: 3.0
3FG Percent: 0.0	Steals Per Game: 0.0
FT Percent: 50.0	Blocks Per Game: 0.0





21 CHAD BROWN

F • SOPHOMORE • DELTONA, FLA. • DELTONA HS

- Scored two points, grabbed three rebounds and blocked two shots in 15 minutes against Nicholls on Monday.
- Known for rebounding and shot blocking out of Deltona High School, where he nearly averaged a triple double with 9.4 blocked shots per game as a senior.

SEASON HIGHS

Points	2	Nicholls (11/14/16)
Rebounds	3	Nicholls (11/14/16)
Assists		
Steals		
Blocks	2	Nicholls (11/14/16)
FG made	1	Nicholls (11/14/16)
FG attempts	2	Nicholls (11/14/16)
3FG made		
3FG attempts		
FT made		
FT attempts		

CAREER HIGHS

Points	4	Houston (2/24/16)
Rebounds	4	2x, last at Memphis (2/17/16)
Assists	-	--
Steals	-	--
Blocks	3	Illinois-Chicago (12/5/15)
FG made	2	Houston (2/24/16)
FG attempts	4	Tulsa (2/21/16)
3FG made	-	--
3FG attempts	-	--
FT made	1	2x, last at Memphis (2/17/16)
FT attempts	3	at Memphis (2/17/16)

MISCELLANEOUS GAME STATS


Led team in scoring	--
Led team in rebounds	--
Led team in assists	--
Double Figure Points	--
Double Figure Rebounds	--
Double-Doubles	--
20-Point Games	--
30-Point Games	--
3+ Three Pointers	--
5+ Assists	--
3+ Steals	--
3+ Blocks	1

GAME-BY-GAME

Opponent	Date	gs	min	Total		3-Point		F-Throw		Rebounds			pf	a	to	blk	stl	pts	avg	
				fg-fga	fg%	3fg-fga	3fg%	ft-fa	ft%	off	def	tot								avg
NICHOLLS STATE UNIVERSITY	11/14/16		15	1-2	.500	0-0	.000	0-0	.000	1	2	3	3.0	2	0	1	2	0	2	2.0
Totals		0	15	1-2	.500	0-0	.000	0-0	.000	1	2	3	3.0	2	0	1	2	0	2	2.0

Games played: 1	Rebounds Per Game: 3.0
Minutes per Game: 15.0	Assists Per Game: 0.0
Points per Game: 2.0	Turnovers Per Game: 1.0
FG Percent: 50.0	Assist/Turnover Ratio: 0.0
3FG Percent: 0.0	Steals Per Game: 0.0
FT Percent: 0.0	Blocks Per Game: 2.0





24 TACKO FALL

C • SOPHOMORE • DAKAR, SENEGAL • LIBERTY CHRISTIAN PREP (FLA.)

- Recorded the fourth double-double of his career with 16 points and a career high 16 rebounds in opener against Nicholls.
- Also added four blocked shots, which was the 15th time he's blocked three or more shots in a game.
- One of the 40 tallest living human beings in the world and at 7-foot-6, he is the tallest player in NCAA basketball.
- Set a UCF freshman record with 70 blocked shots last season, second in the Knights record books only to John Friday, who blocked 74 (1986-87).
- Fall also set a new single season field goal percentage record for the Knights, hitting 96-of-128 attempts from the floor (.750).
- Fall was named The American Rookie of the Week twice as a freshman.

SEASON HIGHS

Points	16	Nicholls (11/14/16)
Rebounds	16	Nicholls (11/14/16)
Assists	1	Nicholls (11/14/16)
Steals		
Blocks	4	Nicholls (11/14/16)
FG made	8	Nicholls (11/14/16)
FG attempts	11	Nicholls (11/14/16)
3FG made		
3FG attempts		
FT made		
FT attempts	2	Nicholls (11/14/16)

UCF CAREER HIGHS

Points	23	at Stetson (12/2/15)
Rebounds	16	Nicholls (11/14/16)
Assists	2	2x, last at Temple (2/27/16)
Steals	1	3x, last vs. Tulane (3/10/16)
Blocks	6	Florida Atlantic (12/8/15)
FG made	11	at Stetson (12/2/15)
FG attempts	12	at Stetson (12/2/15)
3FG made	-	--
3FG attempts	-	--
FT made	4	2x, last vs. Tulane (3/10/16)
FT attempts	6	2x, last vs. Tulane (3/10/16)

MISCELLANEOUS GAME STATS

Led team in scoring	3
Led team in rebounds	11
Led team in assists	--
Double Figure Points	10
Double Figure Rebounds	5
Double-Doubles	4
20-Point Games	1
30-Point Games	--
3+ Three Pointers	--
5+ Assists	--
3+ Steals	--
3+ Blocks	15

GAME-BY-GAME

Opponent	Date	gs	min	Total		3-Point		F-Throw		Rebounds			pf	a	to	blk	stl	pts	avg	
				fg-fga	fg%	3fg-fga	3fg%	ft-fa	ft%	off	def	tot								avg
NICHOLLS STATE UNIVERSITY	11/14/16	*	25	8-11	.727	0-0	.000	0-2	.000	6	10	16	16.0	3	1	4	4	0	16	16.0
Totals		1	25	8-11	.727	0-0	.000	0-2	.000	6	10	16	16.0	3	1	4	4	0	16	16.0

Games played: 1	Rebounds Per Game: 16.0
Minutes per Game: 25.0	Assists Per Game: 1.0
Points per Game: 16.0	Turnovers Per Game: 4.0
FG Percent: 72.7	Assist/Turnover Ratio: 0.3
3FG Percent: 0.0	Steals Per Game: 0.0
FT Percent: 0.0	Blocks Per Game: 4.0





51 NATHAN LAING

G • r-JUNIOR • LILLINGTON, N.C. • JACKSONVILLE STATE

- Scored first career points and grabbed first career rebounds in opener against Nicholls.
- Transferred to UCF after graduating at Jacksonville State.
- Son of Assistant Coach Robbie Laing.

SEASON HIGHS

Points	2	Nicholls (11/14/16)
Rebounds	4	Nicholls (11/14/16)
Assists	1	Nicholls (11/14/16)
Steals		
Blocks		
FG made		
FG attempts	2	Nicholls (11/14/16)
3FG made		
3FG attempts	2	Nicholls (11/14/16)
FT made	2	Nicholls (11/14/16)
FT attempts	2	Nicholls (11/14/16)

CAREER HIGHS

Points	2	Nicholls (11/14/16)
Rebounds	4	Nicholls (11/14/16)
Assists	1	Oakwood (11/16/15)
Steals	-	--
Blocks	-	--
FG made	-	--
FG attempts	2	2x, last Nicholls (11/14/16)
3FG made	-	--
3FG attempts	2	Nicholls (11/14/16)
FT made	2	Nicholls (11/14/16)
FT attempts	2	Nicholls (11/14/16)

MISCELLANEOUS GAME STATS

Led team in scoring	--
Led team in rebounds	--
Led team in assists	--
Double Figure Points	--
Double Figure Rebounds	--
Double-Doubles	--
20-Point Games	--
30-Point Games	--
3+ Three Pointers	--
5+ Assists	--
3+ Steals	--
3+ Blocks	--

GAME-BY-GAME

Opponent	Date	gs	min	Total fg-fga	fg%	3fg-fga	3fg%	F-Throw ft-fa	ft%	Rebounds off	def	tot	avg	pf	a	to	blk	stl	pts	avg
NICHOLLS STATE UNIVERSITY	11/14/16		15	0-2	.000	0-2	.000	2-2	1.000	0	4	4	4.0	1	1	2	0	0	2	2.0
Totals		0	15	0-2	.000	0-2	.000	2-2	1.000	0	4	4	4.0	1	1	2	0	0	2	2.0

Games played: 1	Rebounds Per Game: 4.0
Minutes per Game: 15.0	Assists Per Game: 1.0
Points per Game: 2.0	Turnovers Per Game: 2.0
FG Percent: 0.0	Assist/Turnover Ratio: 0.5
3FG Percent: 0.0	Steals Per Game: 0.0
FT Percent: 100.0	Blocks Per Game: 0.0



2016-17 UCF MEN'S BASKETBALL GAME NOTES

GAME TWO • MISSISSIPPI STATE

2016-17 UCF Men's Basketball UCF Combined Team Statistics All Games

RECORD:	OVERALL	HOME	AWAY	NEUTRAL
All Games	1-0	1-0	0-0	0-0
Conference	0-0	0-0	0-0	0-0
Non-conference	1-0	1-0	0-0	0-0

## Player	gp-gs	min	avg	Total		3-Point		F-Throw		Rebounds				pf	dq	a	to	blk	stl	pts	avg
				fg-fga	fg%	3fg-fga	3fg%	ft-fa	ft%	off	def	tot	avg								
12 Matt Williams	1-1	37	37.0	7-15	.467	6-11	.545	0-0	.000	1	3	4	4.0	0	0	4	4	0	1	20	20.0
00 Tank Efanayi	1-1	37	37.0	5-15	.333	2-7	.286	4-4	1.000	2	7	9	9.0	3	0	3	2	1	2	16	16.0
24 Tacko Fall	1-1	25	25.0	8-11	.727	0-0	.000	0-2	.000	6	10	16	16.0	3	0	1	4	4	0	16	16.0
01 B.J. Taylor	1-1	27	27.0	4-9	.444	1-3	.333	5-6	.833	1	5	6	6.0	3	0	5	2	0	0	14	14.0
14 Nick Banyard	1-1	36	36.0	4-8	.500	0-0	.000	2-4	.500	4	8	12	12.0	1	0	3	1	0	0	10	10.0
21 Chad Brown	1-0	15	15.0	1-2	.500	0-0	.000	0-0	.000	1	2	3	3.0	2	0	0	1	2	0	2	2.0
51 Nathan Laing	1-0	15	15.0	0-2	.000	0-2	.000	2-2	1.000	0	4	4	4.0	1	0	1	2	0	0	2	2.0
05 Djordjije Mumin	1-0	7	7.0	0-2	.000	0-1	.000	0-0	.000	1	2	3	3.0	0	0	0	0	0	0	0	0.0
20 Brock Stephenson	1-0	1	1.0	0-0	.000	0-0	.000	0-0	.000	0	0	0	0.0	0	0	0	0	0	0	0	0.0
TM TEAM										1	1	2									
UCF	1	200		29-64	.453	9-24	.375	13-18	.722	17	42	59	59.0	13	0	17	16	7	3	80	80.0
Opponents	1	200		21-74	.284	7-31	.226	7-10	.700	14	22	36	36.0	20	1	10	9	5	8	56	56.0

Team Statistics	UCF	OPP
SCORING	80	56
Points per game	80.0	56.0
Scoring margin	+24.0	-
FIELD GOALS-ATT	29-64	21-74
Field goal pct	.453	.284
3 POINT FG-ATT	9-24	7-31
3-point FG pct	.375	.226
3-pt FG made per game	9.0	7.0
FREE THROW-ATT	13-18	7-10
Free throw pct	.722	.700
F-Throws made per game	13.0	7.0
REBOUNDS	59	36
Rebounds per game	59.0	36.0
Rebounding margin	+23.0	-
ASSISTS	17	10
Assists per game	17.0	10.0
TURNOVERS	16	9
Turnovers per game	16.0	9.0
Turnover margin	-7.0	-
Assist/turnover ratio	1.1	1.1
STEALS	3	8
Steals per game	3.0	8.0
BLOCKS	7	5
Blocks per game	7.0	5.0
Attendance	5274	0
Home game-Avg/Game	1-5274	0-0
Neutral site-Avg/game		0-0

Date	Opponent	Score	Att.
11/14/16	NICHOLLS STATE UNIVERSITY	w 80-56	5274

* Conference game

Score by periods	1st	2nd	Total
Opponents	30	26	56
UCF	33	47	80



2016-17 UCF MEN'S BASKETBALL GAME NOTES

GAME TWO • MISSISSIPPI STATE

2016-17 UCF Men's Basketball Team Game-by-Game All Games

Team Statistics

Opponent	Date	Score		Total		3-Point		F-Throw		Rebounds				pf	a	to	blk	stl	pts	avg
				fg-fga	fg%	3fg-fga	3fg%	ft-fa	ft%	off	def	tot	avg							
NICHOLLS STATE UNIVERSITY	11/14/16	80-56	W	29-64	.453	9-24	.375	13-18	.722	17	42	59	59.0	13	17	16	7	3	80	80.0
UCF		80		29-64	.453	9-24	.375	13-18	.722	17	42	59	59.0	13	17	16	7	3	80	80.0
Opponents		56		21-74	.284	7-31	.226	7-10	.700	14	22	36	36.0	20	10	9	5	8	56	56.0

Games played: 1
Points per Game: 80.0
FG Percent: 45.3
3FG Percent: 37.5
FT Percent: 72.2

Rebounds Per Game: 59.0
Assists Per Game: 17.0
Turnovers Per Game: 16.0
Assist/Turnover Ratio: 1.1
Steals Per Game: 3.0
Blocks Per Game: 7.0



2016-17 UCF MEN'S BASKETBALL GAME NOTES

GAME TWO • MISSISSIPPI STATE

2016-17 UCF Men's Basketball Opponent Game-by-Game All Games

Opponent Statistics

Opponent	Date	Score		Total		3-Point		F-Throw		Rebounds				pf	a	to	blk	stl	pts	avg
				fg-fga	fg%	3fg-fga	3fg%	ft-fa	ft%	off	def	tot	avg							
NICHOLLS STATE UN	11/14/16	80-56	W	21-74	.284	7-31	.226	7-10	.700	14	22	36	36.0	20	10	9	5	8	56	56.0
Opponents		56		21-74	.284	7-31	.226	7-10	.700	14	22	36	36.0	20	10	9	5	8	56	56.0
UCF		80		29-64	.453	9-24	.375	13-18	.722	17	42	59	59.0	13	17	16	7	3	80	80.0

Games played: 1	Assists Per Game: 10.0
Points per Game: 56.0	Turnovers Per Game: 9.0
FG Percent: 28.4	Assist/Turnover Ratio: 1.1
3FG Percent: 22.6	Steals Per Game: 8.0
FT Percent: 70.0	Blocks per Game: 5.0
Rebounds Per Game: 36.0	



2016-17 UCF MEN'S BASKETBALL GAME NOTES

GAME TWO • MISSISSIPPI STATE

2016-17 UCF Men's Basketball UCF Game-by-Game Highs All Games

Opponent	Date	Score	Points	Rebounds	Assists	Steals	Blocked Shots
NICHOLLS STATE UNIVERSITY	11/14/16	80-56	(20)Matt Williams	(16)Tacko Fall	(5)B.J. Taylor	(2)Tank Efanayi	(4)Tacko Fall



2016-17 UCF MEN'S BASKETBALL GAME NOTES

GAME TWO • MISSISSIPPI STATE

2016-17 UCF Men's Basketball Category Leaders All Games

Points	G	Pts	Pts/G
Matt Williams	1	20	20.0
Tank Efianayi	1	16	16.0
Tacko Fall	1	16	16.0

FG Percentage	FG	Att	Pct
Tacko Fall	8	11	.727
Chad Brown	1	2	.500
Nick Banyard	4	8	.500

3-Point Percentage	3FG	Att	Pct
Matt Williams	6	11	.545
B.J. Taylor	1	3	.333
Tank Efianayi	2	7	.286

Free Throw Percentage	FG	Att	Pct
Tank Efianayi	4	4	1.000
Nathan Laing	2	2	1.000
B.J. Taylor	5	6	.833

Free Throw Attempts	G	Att	Att/G
B.J. Taylor	1	6	6.0
Tank Efianayi	1	4	4.0
Nick Banyard	1	4	4.0

Rebounds Average	G	Reb	Avg/G
Tacko Fall	1	16	16.0
Nick Banyard	1	12	12.0
Tank Efianayi	1	9	9.0

Fouls	G	NO.	Per/G
B.J. Taylor	1	3	3.0
Tank Efianayi	1	3	3.0

Blocked Shots	G	NO.	Blk/G
Tacko Fall	1	4	4.0
Chad Brown	1	2	2.0

Minutes	G	NO.	Min/G
Tank Efianayi	1	37	37.0
Matt Williams	1	37	37.0
Nick Banyard	1	36	36.0

Scoring Average	G	Pts	Avg/G
Matt Williams	1	20	20.0
Tank Efianayi	1	16	16.0
Tacko Fall	1	16	16.0

Field Goal Attempts	G	Att	Att/G
Matt Williams	1	15	15.0
Tank Efianayi	1	15	15.0
Tacko Fall	1	11	11.0

Field Goals Made	G	Made	Made/G
Tacko Fall	1	8	8.0
Matt Williams	1	7	7.0
Tank Efianayi	1	5	5.0

3-Point FG Attempts	G	Att	Att/G
Matt Williams	1	11	11.0
Tank Efianayi	1	7	7.0
B.J. Taylor	1	3	3.0

3-Point FG Made	G	Made	Made/G
Matt Williams	1	6	6.0
Tank Efianayi	1	2	2.0

Rebounds	G	Reb	Reb/G
Tacko Fall	1	16	16.0
Nick Banyard	1	12	12.0
Tank Efianayi	1	9	9.0

Offensive Rebounds	G	NO.	Avg/G
Tacko Fall	1	6	6.0
Nick Banyard	1	4	4.0
Tank Efianayi	1	2	2.0

Defensive Rebounds	G	NO.	Avg/G
Tacko Fall	1	10	10.0
Nick Banyard	1	8	8.0
Tank Efianayi	1	7	7.0


Assists	G	NO.	Ast/G
B.J. Taylor	1	5	5.0
Matt Williams	1	4	4.0
Nick Banyard	1	3	3.0

Steals	G	NO.	Stl/G
Tank Efianayi	1	2	2.0


Turnovers	G	NO.	To/G
Tacko Fall	1	4	4.0
Matt Williams	1	4	4.0
Nathan Laing	1	2	2.0




RADIO/TELEVISION ROSTER




0 \ TANK EFIYAYI
Sr. • G/F • 6-6 • 210
Orlando, Fla.




1 / B.J. TAYLOR
r-So. • G • 6-2 • 200
Orlando, Fla.




2 \ TERRELL ALLEN
So. • G • 6-2 • 180
Upper Marlboro, Md.




3 \ A.J. DAVIS
r-Jr. • G/F • 6-9 • 215
Atlanta, Ga.




4 \ CEASAR DEJESUS
Fr. • G • 6-2 • 195
Baltimore, Md.




5 / DJORDIJE MUMIN
So. • G • 6-5 • 205
Podgorica, Montenegro




10 \ DAYON GRIFFIN
Jr. • G • 6-4 • 205
St. Petersburg, Fla.




11 \ ROKAS ULVYDAS
So. • F • 6-11 • 235
Kaunas, Lithuania



12 \ MATT WILLIAMS
r-Sr. • G • 6-5 • 215
Orlando, Fla.



14 \ NICK BANYARD
r-Sr. • F • 6-8 • 230
Flower Mound, Texas




15 \ AUBREY DAWKINS
Jr. • G/F • 6-6 • 205
Dakar, Senegal




20 \ BROCK STEPHENSON
Fr. • G • 6-0 • 190
Miami, Fla.




21 \ CHAD BROWN
So. • F • 6-9 • 240
Deltona, Fla.



22 \ CHANCE McSPADDEN
So. • G • 6-4 • 180
Winter Haven, Fla.



24 \ TACKO FALL
So. • C • 7-6 • 290
Dakar, Senegal



NATHAN LAING
r-Jr. • G • 6-0 • 185
Lillington, N.C.



JOHNNY DAWKINS
Head Coach
First Season



KEVIN NORRIS
Assistant Coach
First Season



JAMILL JONES
Assistant Coach
First Season



ROBBIE LAING
Assistant Coach
First Season

