

GEORGIA STATE SPORTS COMMUNICATIONS

125 Decatur Street, Suite 102, Atlanta, GA 30303
 Mike Holmes, Associate Athletics Director
 Office: 404.413.4033 • Cell: 404.259.9716 • Email: rholmes@gsu.edu
 GeorgiaStateSports.com | Twitter: @GeorgiaStateMBB



Game 7: GEORGIA STATE (4-2) at MISSISSIPPI STATE (5-2) Dec. 4, 2016, 5 p.m. ET • Humphrey Coliseum • Starkville, Miss. TV: SEC Network+ • Radio: 1340 The Fan 3, 1230 The Fan 2

2016-17 RECORDS

Georgia State: 4-2, 0-0 Sun Belt
 H: 2-0, A: 0-2, N: 2-0
 Mississippi State: 5-2, 0-0 SEC
 H: 3-1, A: 0-0, N: 2-1

HEAD COACH

Ron Hunter (Miami (Ohio), 1986)
 GSU: 107-63 (6th Yr.)
 Career: 381-273 (23rd Yr.)

SERIES RECORDS

All-time series: Miss. State leads 2-0
 Last meeting: MSU, 78-54, 12/18/02 in Miss.

GEORGIA STATE ON THE AIR

Radio: 1340 The Fan 3, 1230 The Fan 2
 Dave Cohen is in his 34th year as play-by-play voice of the Panthers. He is joined by 680 The Fan's Brandon Leak.

Internet: Live stats at GeorgiaStateSports.com

Television: SEC Network+
 PbP: Bart Gregory; Color: Jay Perry

GET READY FOR THE GAME...IN 140 CHARACTERS OR LESS

- Georgia State will face an SEC opponent for the second-straight season and the second time this year (Lost at Auburn, 83-65, 11/14).
- GSU's last win over an SEC opponent came on 12/22/03 scoring a 77-72 win at Auburn.
- Georgia State has four wins in program history over SEC programs (0-2 vs. Miss. St.).
- Ron Hunter enters play with 107 wins at GSU, tied for most in program history.
- With a win tonight, Hunter will become one of just seven coaches to be the all-time winningest coach at multiple schools.
- Georgia State is 4-2 to start the season for the third-straight year, tied for the best six-game start in head coach Ron Hunter's six seasons.
- Senior Willie Clayton is currently No. 4 in the Sun Belt averaging 8.3 per game.
- Junior Isaiah Williams is averaging 18.5 points in the last two games, shooting 12-of-16 from the floor and 5-of-6 from 3-point range.
- Georgia State won the Mayan Division of the Cancun Challenge last week.
- Georgia State is 39-4 in the comfy confines of the GSU Sports Arena since the 2013-14 season, including an 18-game winning streak.
- GSU has three players over or approaching 100 career games played. Willie Clayton (102), Jeremy Hollowell (98) and Justin Seymour (96).
- Freshman D'Marcus Simonds was named tournament MVP of the Cancun Challenge after scoring 26 points in the opener against NJIT.
- Senior Justin Seymour was named to the Cancun Challenge All-Tournament Team after knocking down 5-of-6 from 3-point range against ECU.
- Georgia State was picked to finish third in the Sun Belt Preseason Poll behind UT Arlington and defending champion Little Rock.
- Georgia State is 67-29 (.698) since Dec. 14, 2013.

PROBABLE STARTERS

Pos	#	Name	Ht	Wt	Cl.	PPG	RPG	Notes
G	2	Malik Benlevi	6-5	205	So.	6.3	2.8	Earned start vs. Wright State, finished with 8 points
G	4	Isaiah Dennis.....	6-0	190	Sr.	4.8	2.3	Scored 10 points, grabbed 5 rebounds vs. NJIT
G	15	D'Marcus Simonds	6-3	180	Fr.	10.5	2.3	Tournament MVP of Cancun Challenge
F	1	Jeremy Hollowell.....	6-8	220	Sr.	15.8	5.0	Has scored 20 or more 3 times this season, 22 vs. WSU
F	21	Willie Clayton	6-8	245	Sr.	7.2	8.3	No. 4 in the Sun Belt/No. 90 in the NCAA in rebounds

RESERVES

G	0	Nile Felton	6-3	160	Fr.	0.0	0.7	Walk-on from Union HS (Okla.)
G	10	Austin Donaldson.....	6-2	185	So.	3.0	1.5	Scored 10 pts. on 4-of-5 FGs in opener
G	11	Isaiah Williams	6-1	170	Jr.	8.0	1.7	Avg. 18.5 points in last two games, 12-of-16 FGs
F	14	Chris Clerkley	6-9	210	Fr.	0.0	0.2	Played five minutes in regular season opener
G	20	Justin Seymour.....	6-3	215	Sr.	9.5	2.8	Hit 5-of-6 from 3-point range against Eastern Kentucky
F	23	Jordan Session.....	6-7	220	Jr.	3.2	2.5	Scored 4 pts., grabbed 3 rebounds in 13 min. at Purdue
G	24	Devin Mitchell	6-4	180	R-So.	2.3	0.7	Career-high 8 points in opener; transfer from Alabama
G	30	Jeff Thomas	6-5	190	So.	7.5	2.7	Started both games in Cancun Challenge
F	34	Carter Cagle	6-4	200	Jr.	0.0	0.7	Career-high 4 minutes in regular season opener



2016-17 SCHEDULE

Date	Opponent	Time/Result
Nov. 4	USC AIKEN (Exh.)	W, 92-79
Nov. 7	POINT (Exh.)	W, 97-44
Nov. 11	THOMAS (ESPN3)	W, 111-69
<i>Cancun Challenge</i>		
Nov. 14	at Auburn (SEC Network)	L, 65-83
Nov. 18	at No. 15 Purdue (Big Ten Network)	L, 56-64
Nov. 22	vs. NJIT (YouTube Live)	W, 74-53
Nov. 23	vs. Eastern Kentucky (YouTube Live)	W, 82-65
Nov. 30	WRIGHT STATE (ESPN3)	W, 81-74
Dec. 4	at Mississippi State (SECN+/ESPN3)	5 p.m.
Dec. 10	GEORGIA SOUTHWESTERN (ESPN3)	2 p.m.
Dec. 14	ALABAMA A&M (ESPN3)	7 p.m.
Dec. 18	at Old Dominion	2 p.m.
Dec. 21	at Middle Tennessee	6:30 p.m.
Dec. 28	UMass (ESPN3)	2 p.m.
Dec. 31	at Georgia Southern *	12:30 p.m.
Jan. 7	SOUTH ALABAMA * (ESPN3)	2:15 p.m.
Jan. 9	TROY * (ESPN3)	7 p.m.
Jan. 14	at UL Monroe *	5 p.m.
Jan. 16	at Louisiana *	TBA
Jan. 21	COASTAL CAROLINA * (ESPN3)	2:15 p.m.
Jan. 23	APPALACHIAN STATE * (ESPN3)	7 p.m.
Jan. 28	at Troy * (ESPN3)	7 p.m.
Jan. 30	at South Alabama * (ASN)	9 p.m.
Feb. 4	LOUISIANA * (ESPN3)	2:15 p.m.
Feb. 6	UL MONROE * (ESPN3)	7 p.m.
Feb. 11	at Appalachian State * (ESPN3)	3:30 p.m.
Feb. 13	at Coastal Carolina *	7 p.m.
Feb. 18	UT ARLINGTON * (ESPN3)	2:15 p.m.
Feb. 20	TEXAS STATE * (ESPN3)	7 p.m.
Feb. 25	at Little Rock *	7 p.m.
Feb. 27	at Arkansas State *	8 p.m.
March 4	GEORGIA SOUTHERN * (ESPN3)	2:15 p.m.
March 9-12	at Sun Belt Championship *	TBA

*Sun Belt game

GENERAL INFORMATION

Full Name Georgia State University
 Location Atlanta, Ga.
 Founded 1913
 Enrollment 32,000
 Nickname Panthers
 Colors Blue and White
 Arena Georgia State Sports Arena
 Capacity 3,854
 Affiliation NCAA Division I
 Conference Sun Belt
 President Mark P. Becker
 Athletics Director Charlie Cobb

BASKETBALL HISTORY

First Season of NCAA Basketball 1963-64
 All-Time Record 553-889
 NCAA Tournament Appearances 3
 (2015, 2001, 1991)
 NIT Appearances 2 (2014, 2002)
 CIT Appearances 1 (2012)
 Conference Titles (Reg. Season) 5
 (2015, 2014, 2002, 2001, 2000)
 Conference Tournament Titles 3
 (2015, 2001, 1991)

GOING FOR A THIRD

Since joining the Sun Belt three years ago, Georgia State has won two conference regular season titles, advanced to two conference tournament finals, and won one tournament title in New Orleans.

Over the three year stretch, the Panthers are 41-17 in Sun Belt Conference regular season games.

WE ARE THE CHAMPIONS!

Georgia State won the Mayan Division of the Cancun Challenge over Thanksgiving with a pair of impressive wins. The Panthers knocked off NJIT 73-53 on Nov. 22, before taking the championship with an 82-65 victory over Eastern Kentucky.

Freshman D'Marcus Simonds was named tournament MVP after an impressive 26 point performance against NJIT, while senior Justin Seymour also earned all-tournament honors following a 5-of-6 3-point performance against Eastern Kentucky.

Georgia State opened the tournament with tough losses to Auburn 83-65 on Nov. 14, before nearly upsetting No. 15 Purdue on Nov. 18.

HEAD OF THE CLASS...ALMOST

Head coach Ron Hunter owns the records for the most wins in his first season, first two seasons, first three seasons, first four seasons and first five seasons of any coach in GSU program history. Legendary coach Charles "Lefty" Driesell won 99 games in his first five seasons at Georgia State, only to be surpassed by Hunter who won 103 games in his first four years. With four wins this year, Hunter moved ahead of Driesell and tied Bob Reinhart's school record of 107. Ironically, Reinhart, now a scout for the Miami Heat, was in the building when Hunter tied the record.

MOST WINS BY COACH

Coach.....	Years	Wins
1. Ron Hunter	2011-present (5+)	107
Bob Reinhart.....	1985-94 (9)	107
3. Charles "Lefty" Driesell.....	1997-03 (5+)	103
4. Michael Perry	2002-07 (4+)	62
5. Clyde Waters.....	1967-70, 72-77 (8)	52

ELITE GROUP

With one more win, head coach Ron Hunter will join an elite group of coaches who are considered the all-time wins leader at multiple schools. Hunter coached IUPUI for 17 years and is still the all-time wins leader for the Jaguars and will own the GSU record with one more win. The list of coaches who lead at multiple schools includes:

Ronnie Arrow - Texas A&M-Corpus Christi and South Alabama
 Jim Calhoun - Northeastern and Connecticut
 Leonard Hamilton - Miami (Fla.) and Florida State
 Lou Henson - New Mexico State and Illinois
 Ron Hunter - IUPUI and Georgia State
 Gregg Marshall - Winthrop and Wichita State
 Johnny Orr - Michigan and Iowa State

EXPERIENCE IS KING

When it comes to games played experience, Georgia State is near the top of the list. Three Panthers will reach the 100 career games played mark during non-conference play. Willie Clayton reached the mark against NJIT earlier this year.

Here is a list of players who will reach the mark this season:

Career Games Games at GSU

Willie Clayton	102	6
Jeremy Hollowell	98	36
Justin Seymour	96	6



GEORGIA STATE VS. THE SEC

Georgia State will face the second of two SEC opponents this year on Sunday night. The Panthers lost at Auburn 83-65 earlier this year. Last year, the Panthers nearly upset Ole Miss when GSU trailed by two with just 2:18 to play before falling 68-58.

Georgia State's last win over an SEC opponent came with a 77-72 victory over Auburn on Dec. 22, 2003.

The Panthers have four wins over SEC opponents. Head coach Ron Hunter is 0-9 all-time (Georgia State and IUPUI) against the SEC, having faced Vanderbilt three times, Auburn and Ole Miss twice, and Alabama and Kentucky once each.

Here is a list of SEC teams and how GSU has fared:

Record	Last Meeting
Alabama..... 0-2	2013-14
Arkansas..... 0-2	1990-91 (NCAA)
Auburn..... 1-6	2016-17
Georgia..... 2-5	2005-06
Kentucky..... 0-2	2005-06
LSU..... 0-1	1994-95
Ole Miss..... 0-1	2015-16
Mississippi St..... 0-2	2002-03
South Carolina..... 0-4	1985-86
Tennessee..... 1-4	2003-04
Vanderbilt..... 0-2	2013-14

GEORGIA STATE VS. MISSISSIPPI STATE

Georgia State and Mississippi State will meet for the third time and the first since a partial home and home series in 2001 and 2002.

The Panthers hosted the Bulldogs in Philips Arena on Dec. 16, 2001, before making the trip to Starkville on Dec. 18, 2002.

Mississippi State	0-2
12/16/01..... N L	63-72
12/18/02..... A L	54-78

SO CLOSE...

Georgia State nearly pulled off one of the biggest upsets of the early portion of the season at No. 15 Purdue on Nov. 18. The Panthers led the Boilermakers 56-44 with 7:12 to play before Purdue finished the game on a 20-0 run to earn a 64-56 win.

Georgia State dropped to 3-23 all-time against AP Top 25 opponents. Here is a list of the wins all-time over ranked opponents.

- No. 15 - Saint Joseph's, 12/21/2001 (won 95-90)
- No. 16 - Baylor, 3/19/2015, NCAA Tournament (won 57-56)
- No. 25 - Wisconsin, 3/15/2001, NCAA Tournament (won 50-49)
- No. 25 - Tulsa, 12/1/2003, Gwinnett Arena, (won 72-67)

HOME SWEET HOME

When coach Ron Hunter took over the Panthers, one of the first things he proclaimed was that the GSU Sports Arena would become one of the toughest places in the country. So far, he has been correct. The Panthers are 48-11 in the comfy confines of the Sports Arena since his arrival.

The Panthers have gone 38-4 at home the last three-plus seasons. During that span, Georgia State put together an 18-game winning streak which ranks second-longest in school history. The Panthers have currently won three-straight home games.

- Here are the longest home court winning streaks in school history:
- 25 2-24-00 to 12-12-02 *3rd-longest streak in nation at time
 - 18 11-9-13 to 1-5-14 (13-0 during 2013-14 season)
 - 15 1-10-15 to 1-16-16 (last 7 of 2014-15 season, first 8 of 2015-16)
 - 10 11-18-11 to 1-23-12 (first 10 games of the regular season)
 - 8 1-5-98 to 2-24-98 (last eight games of regular season)

CLAYTON RECOGNIZED BY NABC

The National Association of Basketball Coaches (NABC) announced on Nov. 30 an all-time high of 278 nominees for the 2017 Allstate NABC and WBCA Good Works Teams®. Among the elite group was senior Willie Clayton who is in his first year with the Panthers.

The Thomasville, Ga., native has been extremely involved in the community before even going to college. He is consistently doing service projects with his fraternity and traveled with the Panthers to the Dominican Republic last summer to distribute shoes with Samaritan's Feet.

This esteemed award honors an outstanding group of student-athletes who represent the sport's finest in the areas of community service and leadership among their peers.

Athletic departments and sports information directors across the country nominated the 181 NABC and the 97 WBCA student-athletes for the prestigious honor. The final roster of 20 award recipients will be unveiled in February.

RECORD-SETTING OPENER

Georgia State opened the season with a record-setting 111-69 victory over Thomas. The Panthers scored 100 points or more for the first time in just under two years (Tennessee Temple, Nov. 14, 2014). GSU improved to 27-4 all-time when scoring more than 100 points.

The Panthers also finished the game with 13 blocked shots, just one shy of the school-record of 14 set against FIU on Dec. 1, 2011. The 42-point margin of victory is the sixth-most in school history.

ON TO THE PROS

Under head coach Ron Hunter, the number of former Georgia State players to go on to play professionally has greatly increased.

Two years ago, R.J. Hunter was selected with the 28th pick in the first round of the NBA Draft by the Boston Celtics. He was signed by the Chicago Bulls in late October. Also from two years ago, Ryan Harrow went to play overseas in Greece and is now in Italy. Curtis Washington has already played professionally in Hong Kong before going to Argentina and seeing action in the NBDL.

From last year's team, Markus Crider is currently playing in Portugal while Kevin Ware has gone on to play in Finland.

Eric Buckner (Turkey), Manny Atkins (Luxemborg), Josh Micheaux (Germany), Ousmann Krubally (Kazakhstan) and Curtis Washington (Tunisia) are also playing overseas.



SEEN WORLDWIDE ON THE WORLDWIDE LEADER

For the second-straight year, all Georgia State home games will air live on ESPN3 this season. With the program's rise, nearly every game will be seen worldwide this year. Of the Panthers 30 games, 23 are currently scheduled to air live with more projected to be picked up for TV in the coming weeks.

Sam Crenshaw returns for the second year of calling play-by-play for home games. This year he will be joined by former Panther Rodney "Truck" Turner who will handle color duties.

Among the highlights are the game at Auburn (SEC Network), Purdue (Big Ten Network) and Mississippi State (SEC Network+). Both games of the Cancun Challenge aired on YouTube Live.

GOING BAREFOOT

Coach Ron Hunter once again coached a game barefoot in support of Samaritan's Feet. He went without shoes against Wright State on Nov. 30 as the Panthers earned an 81-74 win. It was the first time that he and the opposing coach were barefoot as Raider head coach Scott Nagy joined the cause in 2009.

The Panthers are 6-0 when Hunter has gone without socks and shoes to raise awareness for the 300 million children around the world without shoes. This marked the 10th straight year Hunter has gone barefoot for a game.

As part of his work with Samaritan's Feet, Georgia State has travelled to South Africa (2012), Costa Rica (2014) and the Dominican Republic (2016) to take part in shoe distributions with the organization.

SIGN ON THE DOTTED LINE

Georgia State head coach Ron Hunter announced the signing of two highly-touted high school stars on Nov. 8 as Josh Linder of Kathleen, Ga., and Kane Williams of Douglasville, Ga., were signed to National Letters of Intent.

Linder earned All-Middle Georgia and all-county honors last season and has been ranked as high as a 3-star with a national rank of No. 45 by Future150.com. The same site has Linder ranked No. 14 in the country at his position and No. 3 in Georgia.

Williams, a four-year starter, earned Paulding County Player of the Year honors last season along with first-team all-region and first-team all-county honors. He also earned all-state first-team honors and was recognized as the top junior player for his classification by Hoopseen.com.

WHAT'S IN A COLOR

Georgia State has three different color jerseys this year, bringing back an alternate black jersey color for the third year in a row. He is the Panthers record in each color jersey and the last game it was worn.

Color Record Last worn

White..... 4-0 W, vs. Wright State

Black..... 0-1 L, at Auburn

Blue..... 0-1 L, at Purdue

BEST OF THE PEACH STATE

Since the start of the 2013-14 season, Georgia State has been the best program in the state of Georgia. A total of seven Division I programs reside in the Peach State. Just check out the records, the numbers do not lie. Records thru Dec 1.

	2016-17 ..	2015-16 ..	2014-15 ..	2013-14 ...	Total
Georgia State	4-2.....	16-14.....	25-10.....	25-9	70-35
Mercer	4-3.....	19-15.....	19-16.....	27-9	69-43
Georgia	5-2.....	20-14.....	21-12.....	20-14	66-42
Georgia Southern ..	4-3.....	14-17.....	22-9	15-19	55-48
Georgia Tech	4-2.....	21-15.....	12-19.....	16-17	53-53
Savannah State	2-7.....	16-16.....	9-22	13-19	40-64
Kennesaw State	3-5.....	11-20.....	10-22.....	6-25	30-72

651 AND COUNTING

Georgia State has made at least one 3-point field goal in 651 straight games, dating back to the 1994-95 season. The last team to hold the Panthers without a trey was Stetson on Feb. 18, 1995.

NEXT UP

Georgia State will take a week off as final exams get underway. The Panthers will return to action on Dec. 10 facing Georgia Southwestern at 2 p.m. in the GSU Sports Arena.



TEAM SUPERLATIVES	ALL GAMES	SUN BELT GAMES
Most Points Scored	111	Thomas, 11-11-16
Fewest Points Scored	56	at Purdue, 11-18-16
Most Points Allowed	74	Wright State, 11-30-16
Fewest Points Allowed	53	vs. NJIT, 11-22-16
Most Points Scored - Half	57	Thomas, 11-11-16 (1st)
Fewest Points Scored - Half	26	at Purdue, 11-18-16
Most Points Allowed - Half	37	Thomas, 11-11-16 (2nd)
Fewest Points Allowed - Half	26	vs. NJIT, 11-22-16 (2nd)
Margin of Victory	42	Thomas, 11-11-16
Margin of Defeat	18	at Auburn, 11-14-16
Field Goals Made	40	Thomas, 11-11-16
Fewest Field Goals Made	22	at Purdue, 11-18-16
FG Attempts	64	Thomas, 11-11-16
Highest FG%	.571	vs. NJIT, 11-22-16 (32-56)
Lowest FG%	.367	at Auburn, 11-14-16 (22-60)
Lowest FG% Allowed	.311	Thomas, 11-11-16
3-Pt Field Goals Made	11	Wright State, 11-30-16
3-Pt Field Goal Attempts	25	Wright State, 11-30-16
3-Pt FG% (Minimum 3 made)	.500	Eastern Kentucky, 11-23-16 (9-18)
Free Throws Made	32	Thomas, 11-11-16
Free Throw Attempts	41	Thomas, 11-11-16
Free Throw %	.780	Thomas, 11-11-16 (32-41)
Rebounds	39	Thomas, 11-11-16, vs. NJIT, 11-22-16
Rebound Margin	+10	vs. NJIT, 11-22-16
Assists	27	Thomas, 11-11-16
Steals	15	Thomas, 11-11-16
Most Turnovers	19	at Purdue, 11-18-16
Fewest Turnovers	10	Thomas, 11-11-16
Blocked Shots	13	Thomas, 11-11-16
Most Fouls	31	at Auburn, 11-14-16
Fewest Fouls	17	Thomas, 11-11-16

INDIVIDUAL SUPERLATIVES	ALL GAMES	SUN BELT GAMES
Most Points Scored	26	D'Marcus Simonds vs. NJIT, 11-22-16
Field Goals Made	11	D'Marcus Simonds vs. NJIT, 11-22-16
FG Attempts	19	Jeremy Hollowell at Purdue, 11-18-16
FG% (minimum 5 made)	.833	Willie Clayton vs. Thomas, 11-11-16 Isaiah Dennis vs. NJIT, 11-22-16 Justin Seymour vs. Eastern Kentucky, 11-23-16
3-Pt Field Goals Made	6	Jeremy Hollowell vs. Wright State, 11-30-16
3-Pt Field Goal Attempts	11	Jeremy Hollowell vs. Wright State, 11-30-16
Free Throws Made	11	Jeremy Hollowell vs. Thomas, 11-11-16
Free Throw Attempts	12	Jeremy Hollowell vs. Thomas, 11-11-16
Rebounds	15	Willie Clayton vs. Eastern Kentucky, 11-23-16
Assists	4	Isaiah Dennis vs. Thomas, 11-11-16 Jeremy Hollowell at Auburn, 11-14-16 Malik Benlevi vs. Eastern Kentucky, 11-23-16
Steals	3	D'Marcus Simonds vs. Thomas, 11-11-16 Austin Donaldson vs. Thomas, 11-11-16 Malik Benlevi at Auburn, 11-14-16 D'Marcus Simonds vs. Eastern Kentucky, 11-23-16
Blocked Shots	5	Willie Clayton vs. Thomas, 11-11-16



HEAD COACH RON HUNTER

In five seasons, Ron Hunter has changed the national perception of Georgia State; winning 103 games and advancing to the postseason three teams. It was highlighted this past year by winning 25 games for a second year in a row and advancing to the third round of the NCAA tournament following the shocking upset of No. 3-seed Baylor.

The 103 wins are the most in any five-year stretch in program history and leave Hunter just four shy of the school's all-time mark entering the 2016-17 season.

With the team's success in 2013-14 and 2014-15, Georgia State entered elite status by winning 25 or more games in each of those two years, an accomplishment only reached by 20 programs in the entire country.

Hunter is now responsible for three of the four winningest seasons in program history and half of the school's postseason appearances.

Last season, Georgia State had its third-straight winning season and garnered a 7-2 non-conference record, the third-best in program history.

After winning the Sun Belt regular season title for the second straight season in 2014-15, the Panthers claimed the tournament title, just the third for the program to advance to the NCAA tournament. In the postgame celebration, Hunter tore his Achilles, a clip that went viral across the nation.

Coaching in the NCAA tournament from a stool, the Panthers trailed by 12 with 2:53 to play, before mounting a furious 13-0 run, capped by a 30-foot 3-pointer from son R.J. that sent Hunter off his stool and became one of the most watched clips of the tournament and a part of 'One Shining Moment.'

Although successful in his first two seasons at the helm, the Panthers started to pile up the wins during the 2013-14 season. Winning 25 games, second most in school history, Georgia State earned a Sun Belt regular season championship and an appearance in the Postseason NIT. During the season, the Panthers won a school-record 14-straight games, including a stretch of 22 of 23, as Hunter was named Sun Belt Coach of the Year and NABC Region 24 Coach of the Year.

During his first season (2011-12), Georgia State won 22 games, the fourth most in school history, advancing to the second round of the CollegeInsider.com Postseason Tournament.

Hunter has won 377 games in 22 seasons, but the accomplishments made by the 2011-12 team will always be special for him. After being named head coach on March 21, 2011, he built a squad that finished in the top 20 in the nation in scoring defense, defensive shooting percentage, steals and blocked shots, as six seniors finished their careers triumphantly.

Following the record-setting season, Hunter was named Atlanta Tip-off Club Georgia Coach of the Year, while his players earned a record number of conference and national awards.

National notoriety is nothing new for Hunter. While at IUPUI, he was lauded for his humanitarian efforts, partnering with Samaritan's Feet, an organization that collects shoes for underprivileged children around the world.

Named Summit League Coach of the Year in 2003 and 2006, Hunter led IUPUI to the conference championship game five times from 2002-10, including the 2003 title game victory over top-seeded Valparaiso.

Hunter, 52, earned his bachelor's degree in education at Miami (Ohio) in 1986 and added a master's in 1987. Hunter and his wife, Amy, have two children, Jasmine (26) and R.J. (23). R.J. was a stand-out for the Panthers and was selected by the Boston Celtics with the 28th pick in the first round of the NBA Draft in 2015. Before the start of the season, he signed a contract to play with the Chicago Bulls.



RON HUNTER LEDGER

Season	Position, School, Honors/Postseason	Record
Head Coach, Career (23rd season)		381-273
Head Coach, Georgia State (6th season)		107-63
2016-17	Head Coach, Georgia State	4-2
2015-16	Head Coach, Georgia State	16-14
2014-15	Head Coach, Georgia State (NCAA; d. Baylor, I. Xavier)	25-10
2013-14	Head Coach, Georgia State (NIT; I. Clemson)	25-9
2012-13	Head Coach, Georgia State	15-16
2011-12	Head Coach, Georgia State (CIT; d. Tenn. Tech, I. Mercer)	22-12
Head Coach, IUPUI (17 seasons)		274-219
2010-11	Head Coach, IUPUI	19-14
2009-10	Head Coach, IUPUI (CBI Tournament; d. Hofstra, I. Princeton)	25-11
2008-09	Head Coach, IUPUI	16-14
2007-08	Head Coach, IUPUI	26-7
2006-07	Head Coach, IUPUI	15-15
2005-06	Head Coach, IUPUI	19-10
2004-05	Head Coach, IUPUI	16-13
2003-04	Head Coach, IUPUI	3-11*
2002-03	Head Coach, IUPUI (NCAA; I. Kentucky)	20-14
2001-02	Head Coach, IUPUI	15-15
2000-01	Head Coach, IUPUI	11-18
1999-00	Head Coach, IUPUI	7-21
1998-99	Head Coach, IUPUI (Joined Division I)	11-16
1997-98	Head Coach, IUPUI	17-9
1996-97	Head Coach, IUPUI	16-11
1995-96	Head Coach, IUPUI	22-7
1994-95	Head Coach, IUPUI	16-13
Assistant Coach, Miami (Ohio) (1 season)		19-10
1993-94	Assistant Coach, Miami (Ohio)	19-10
Assistant Coach, UW-Milwaukee (6 seasons)		111-59
1992-93	Assistant Coach, UW-Milwaukee	16-12
1991-92	Assistant Coach, UW-Milwaukee	24-7
1990-91	Assistant Coach, UW-Milwaukee	10-18
1989-90	Assistant Coach, UW-Milwaukee	18-10
1988-89	Assistant Coach, UW-Milwaukee	20-8
1987-88	Assistant Coach, UW-Milwaukee	16-12
Player, Miami (Ohio) (4 seasons)		81-39
1985-86	Player, Miami (Ohio) MAC Champion, NCAA (I. Iowa State)	24-7
1984-85	Player, Miami (Ohio) NCAA (I. Maryland)	20-11
1983-84	Player, Miami (Ohio) MAC Champion, NCAA (I. SMU)	24-6
1982-83	Player, Miami (Ohio)	13-15
* 18 wins vacated		



BY THE NUMBERS - NCAA AND SUN BELT LEADERS (THRU NOV. 30)

GEORGIA STATE AMONG SUN BELT LEADERS

SCORING

Jeremy Hollowell	15.8	5th
------------------------	------	-----

REBOUNDING

Willie Clayton	8.3	4th
----------------------	-----	-----

FIELD GOAL PERCENTAGE

Willie Clayton731	1st
D'Marcus Simonds553	8th

FREE THROW PERCENTAGE

Isaiah Williams	1.000	1st
Jeff Thomas929	2nd
Jeremy Hollowell846	7th

STEALS

Malik Benlevi	1.8	t4th
D'Marcus Simonds	1.8	t4th

3-POINT FG PCT

Justin Seymour556	4th
Isaiah Williams545	5th

BLOCKED SHOTS

Willie Clayton	1.2	t5th
----------------------	-----	------

OFFENSIVE REBOUNDS

Willie Clayton	3.2	3rd
----------------------	-----	-----

DEFENSIVE REBOUNDS

Willie Clayton	5.2	6th
Jeremy Hollowell	4.5	t11th

MINUTES PLAYED

Jeremy Hollowell	29.2	t14th
------------------------	------	-------

TEAM LEADERS (TOP 5'S)

Scoring Offense	78.2	5th
Scoring Defense	68.0	5th
Scoring Margin	+10.2	5th
Field Goal Percentage477	5th
Field Goal Pct Defense372	2nd
3-Point Field Goal Percentage363	5th
3-Point Field Goal Defense314	5th
Rebounding Defense	33.3	t4th
Blocked Shots	4.3	3rd
Steals	9.7	1st
Turnover Margin	+3.2	4th

GEORGIA STATE AMONG NCAA LEADERS

TEAM LEADERS (TOP 100)

Scoring Margin	10.2	75th
FG Percentage47.7	65th
FG Percentage Defense37.2	26th
Blocked Shots Per Game	4.3	93rd
Steals Per Game	9.7	12th
Turnover Margin	3.2	52nd
Total Steals	58	34th
Turnovers Forced	18.83	11th

POINTS PER GAME

Jeremy Hollowell	15.8	238th
------------------------	------	-------

FREE THROW PERCENTAGE

Jeremy Hollowell	84.6	126th
------------------------	------	-------

REBOUNDS PER GAME

Willie Clayton	8.3	90th
----------------------	-----	------

BLOCKED SHOTS PER GAME

Willie Clayton	1.17	210th
----------------------	------	-------

STEALS PER GAME

Malik Benlevi	1.67	151st
D'Marcus Simonds	1.67	151st

TOTAL REBOUNDS

Willie Clayton	50	160th
----------------------	----	-------

DOUBLE DOUBLES

Willie Clayton	1	164th
----------------------	---	-------

TOTAL BLOCKS

Willie Clayton	7	238th
----------------------	---	-------

TOTAL STEALS

Malik Benlevi	10	212th
D'Marcus Simonds	10	212th

OFFENSIVE REBOUNDS PER GAME

Willie Clayton	3.17	56th
----------------------	------	------

DEFENSIVE REBOUNDS PER GAME

Willie Clayton	5.17	194th
----------------------	------	-------

LED GEORGIA STATE IN . . .

SCORING

Jeremy Hollowell - 4 games
 Justin Seymour - 1 game
 D'Marcus Simonds - 1 game
 Isaiah Williams - 1 game

REBOUNDING

Willie Clayton - 4 games
 Justin Seymour - 1 game
 D'Marcus Simonds - 1 game

ASSISTS

Jeremy Hollowell - 3 games
 Isaiah Dennis - 1 game
 Malik Benlevi - 1 game
 Austin Donaldson - 1 game

**Note game totals may not equal total number of games played due to ties*



SEASON HIGHS

MALIK BENLEVI

Points: 11 vs. Eastern Kentucky, 11-23-16
Rebounds: 4 at Auburn, 11-14-16, vs. NJIT, 11-22-16
Assists: 4 vs. Eastern Kentucky, 11-23-16

CARTER CAGLE

Points: -
Rebounds: 2 vs. Thomas, 11-11-16
Assists: 1 vs. Thomas, 11-11-16

WILLIE CLAYTON

Points: 11 vs. Thomas, 11-11-16
Rebounds: 15 vs. Eastern Kentucky, 11-23-16
Blocks: 5 vs. Thomas, 11-11-16

CHRIS CLERKLEY

Points: -
Rebounds: 1 at Purdue, 11-18-16
Blocks: 1 vs. Thomas, 11-11-16

ISAIAH DENNIS

Points: 10 vs. NJIT, 11-22-16
Rebounds: 5 vs. NJIT, 11-22-16
Assists: 4 vs. Thomas, 11-11-16

AUSTIN DONALDSON

Points: 10 vs. Thomas, 11-11-16
Rebounds: 3 vs. Thomas, 11-11-16
Assists: 3 vs. Wright State, 11-30-16

NILE FELTON

Points: -
Rebounds: 1 vs. Thomas, 11-11-16; vs. NJIT, 11-22-16
Assists: -

JEREMY HOLLOWELL

Points: 23 vs. Thomas, 11-11-16
Rebounds: 7 vs. NJIT, 11-22-16
Assists: 4 at Auburn, 11-14-16

DEVIN MITCHELL

Points: 8 vs. Thomas, 11-11-16
Rebounds: 3 at Auburn, 11-14-16
Assists: 1 vs. Thomas, 11-11-16; vs. Wright State, 11-30-16

JORDAN SESSION

Points: 6 vs. NJIT, 11-22-16
Rebounds: 5 vs. Wright State, 11-30-16
Assists: 2 vs. Thomas, 11-11-16

JUSTIN SEYMOUR

Points: 20 at Auburn, 11-14-16
Rebounds: 6 at Auburn, 11-14-16
Assists: 3 vs. Eastern Kentucky, 11-23-16

D'MARCUS SIMONDS

Points: 26 vs. NJIT, 11-22-16
Rebounds: 6 vs. Wright State, 11-30-16
Assists: 3 vs. Thomas, 11-11-16

JEFF THOMAS

Points: 17 vs. Thomas, 11-11-16
Rebounds: 5 at Purdue, 11-18-16
Assists: 2 vs. Eastern Kentucky, 11-23-16

ISAIAH WILLIAMS

Points: 19 vs. Wright State, 11-30-16
Rebounds: 4 vs. Thomas, 11-11-16
Assists: 2 vs. Thomas, 11-11-16; vs. Wright State, 11-30-16

GAME-BY-GAME STARTING LINEUPS

USC Aiken (Exh.).....	Seymour	Williams	Benlevi	Hollowell	Clayton
Point (Exh.).....	Seymour	Williams	Simonds	Hollowell	Clayton
Thomas	Mitchell	Williams	Simonds	Hollowell	Clayton
at Auburn	Seymour	Williams	Benlevi	Hollowell	Clayton
at Purdue	Seymour	Dennis	Thomas	Hollowell	Clayton
vs. NJIT	Seymour	Dennis	Thomas	Hollowell	Clayton
vs. Eastern Kentucky.....	Simonds	Dennis	Thomas	Hollowell	Clayton
Wright State	Simonds	Williams	Benlevi	Hollowell	Clayton
at Mississippi State					
Georgia Southwestern					
Alabama A&M.....					
at Old Dominion.....					
at Middle Tennessee.....					
UMass					
at Georgia Southern.....					
South Alabama.....					
Troy					
at UL Monroe					
at UL Lafayette.....					
Coastal Carolina					
Appalachian State					
at Troy.....					
at South Alabama.....					
UL Lafayette.....					
UL Monroe					
at Appalachian State.....					
at Coastal Carolina					
UT Arlington					
Texas State					
at Little Rock.....					
at Arkansas State.....					
Georgia Southern					
Sun Belt Championship					

ESPN/USA Today Coaches Poll (Nov. 28)

RK	TEAM	Record	Pts.
1	Kentucky (23)	6-0	784
2	Villanova (5)	6-0	756
3	North Carolina (2)	7-0	727
4	Duke (2)	6-1	668
5	Kansas	5-1	662
6	Virginia	6-0	659
7	Xavier	6-0	625
8	Gonzaga	6-0	534
9	UCLA	7-0	507
10	Indiana	4-1	457
11	Baylor	6-0	407
12	Creighton	6-0	400
13	Saint Mary's	5-0	388
14	Louisville	5-1	381
15	Arizona	5-1	364
16	Purdue	5-1	307
17	Wisconsin	5-2	250
18	Butler	6-0	200
19	West Virginia	4-1	157
20	Oregon	4-2	151
21	Iowa State	5-1	149
22	Maryland	7-0	144
23	South Carolina	6-0	141
24	Syracuse	4-1	133
25	Rhode Island	5-1	116

Others receiving votes: Florida 74, Notre Dame 64, Michigan 47, Michigan St 43, Cincinnati 18, Colorado 15, Cal 13, Texas A&M 13, Texas 10, Oklahoma State 9, Ohio State 7, Florida State 4, Miami 4, Oklahoma 3, Wichita St 2, Arkansas 2, Fort Wayne 1, VCU 1, Temple 1, Virginia Tech 1, USC 1

Bold indicates GSU opponent

College Insider Mid-Major Poll (Nov. 28)

	Record	Points	Conference
1. Gonzaga (26)	6-0	770	West Coast
2. Saint Mary's (5)	5-0	748	West Coast
3. Valparaiso	6-1	685	Horizon
4. Wichita State	5-2	663	Missouri Valley
5. UNCW	5-1	640	Colonial
6. Ohio	4-0	574	Mid-American
7. Fort Wayne	4-2	482	Summit
8. Chattanooga	4-2	461	Southern
9. ETSU	5-1	455	Southern
10. Monmouth	4-2	445	Metro Atlantic
11. UT Arlington	4-3	388	Sun Belt
12. Northern Iowa	3-2	383	Missouri Valley
13. Illinois State	2-2	374	Missouri Valley
14. BYU	4-2	345	West Coast
15. Princeton	2-2	250	Ivy League
16. Stephen F. Austin	2-1	247	Southland
17. Tennessee State	6-0	245	Ohio Valley
18. Belmont	1-3	233	Ohio Valley
19. Florida Gulf Coast	3-3	206	Atlantic Sun
20. Arkansas State	6-1	178	Sun Belt
21. Akron	5-1	161	Mid-American
22. North Dakota State	5-2	157	Summit
23. Elon	5-1	131	Colonial
24. Utah Valley	4-1	111	Western Athletic
25. Oakland	6-1	85	Horizon

Others receiving votes: Grand Canyon 84, Vermont 77, Iona 70, **South Alabama 64**, Yale 52, **Wright State 41**, Albany 32, Long Beach State 29, William & Mary 28, Lehigh 20, **UL Lafayette 17**, Eastern Michigan 13, Sam Houston State 12, UC Irvine 12, Boston 10, Central Michigan 10, Charleston 10, North Florida 10, Pepperdine 10, Siena 10, South Dakota 10, Texas A&M CC 9, CSU Bakersfield 8, New Mexico State 7, Winthrop 6, Missouri State 5, Texas Southern 3, Green Bay 2, New Hampshire 2, Eastern Washington 1, LIU Brooklyn 1, San Francisco 1, UT Martin 1.

Bold indicates GSU opponent



ALPHABETICAL ROSTER

No.	Name	Pos.	Ht.	Wt.	Yr.	Hometown (High School/Previous School)
2	Malik Benlevi	G	6-5	205	So.	Savannah, Ga. (Jenkins HS)
34	Carter Cagle	G	6-4	200	Jr.	Gainesville, Ga. (Johnson HS)
21	Willie Clayton	F	6-8	245	R-Sr.	Thomasville, Ga. (Thomasville HS/Charlotte)
14	Chris Clerkley	F	6-9	210	Fr.	Perry, Ga. (Perry HS)
4	Isaiah Dennis	G	6-0	190	Sr.	McDonough, Ga. (Eagle's Landing HS)
10	Austin Donaldson	G	6-2	185	So.	Jonesboro, Ga. (Jonesboro HS)
0	Nile Felton	G	6-3	160	Fr.	Atlanta, Ga. (Union HS; Tulsa, Okla.)
1	Jeremy Hollowell	F	6-8	220	Sr.	Indianapolis, Ind. (Lawrence Central HS/Indiana)
24	Devin Mitchell	G	6-4	180	R-So.	Suwanee, Ga. (Collins Hill HS/Alabama)
23	Jordan Session	F	6-7	220	Jr.	McDonough, Ga. (Eagle's Landing HS)
20	Justin Seymour	G	6-3	215	Sr.	Atlanta, Ga. (Wheeler HS/Murray State)
15	D'Marcus Simonds	G	6-3	180	Fr.	Gainesville, Ga. (Gainesville HS)
30	Jeff Thomas	G	6-5	190	So.	Norwalk, Ohio (Norwalk HS)
50	Jordan Tyson*	F	6-10	225	So.	Cincinnati, Ohio (Walnut Hills HS/St. Bonaventure)
11	Isaiah Williams	G	6-1	170	Jr.	Buford, Ga. (Buford HS/Samford)

NUMERICAL ROSTER

No.	Name	Pos.	Ht.	Wt.	Yr.	Hometown (High School/Previous School)
0	Nile Felton	G	6-3	160	Fr.	Atlanta, Ga. (Union HS; Tulsa, Okla.)
1	Jeremy Hollowell	F	6-8	220	Sr.	Indianapolis, Ind. (Lawrence Central HS/Indiana)
2	Malik Benlevi	G	6-5	205	So.	Savannah, Ga. (Jenkins HS)
4	Isaiah Dennis	G	6-0	190	Sr.	McDonough, Ga. (Eagle's Landing HS)
10	Austin Donaldson	G	6-2	185	So.	Jonesboro, Ga. (Jonesboro HS)
11	Isaiah Williams	G	6-1	170	Jr.	Buford, Ga. (Buford HS/Samford)
14	Chris Clerkley	F	6-9	210	Fr.	Perry, Ga. (Perry HS)
15	D'Marcus Simonds	G	6-3	180	Fr.	Gainesville, Ga. (Gainesville HS)
20	Justin Seymour	G	6-3	215	Sr.	Atlanta, Ga. (Wheeler HS/Murray State)
21	Willie Clayton	F	6-8	245	R-Sr.	Thomasville, Ga. (Thomasville HS/Charlotte)
23	Jordan Session	F	6-7	220	Jr.	McDonough, Ga. (Eagle's Landing HS)
24	Devin Mitchell	G	6-4	180	R-So.	Suwanee, Ga. (Collins Hill HS/Alabama)
30	Jeff Thomas	G	6-5	190	So.	Norwalk, Ohio (Norwalk HS)
34	Carter Cagle	G	6-4	200	Jr.	Gainesville, Ga. (Johnson HS)
50	Jordan Tyson*	F	6-10	225	So.	Cincinnati, Ohio (Walnut Hills HS/St. Bonaventure)

* redshirting 2016-17 season

COACHING STAFF

Head Coach: Ron Hunter (Miami (Ohio), 1986), 6th Year at GSU
Associate Head Coach: Ray McCallum (Ball State, 1983), 1st Year at GSU
Assistant Coach: Claude Pardue (Emory, 2008), 6th Year at GSU
Assistant Coach: Sharman White (Georgia Southern, 1995), 1st Year at GSU
Director of BB Operations: Nate Summers (IUPUI, 2009), 6th Year at GSU
Athletic Trainer: Dinika Johnson (Georgia State, 2009)
Strength & Conditioning Coach: Nate Majnaric
Video Manager: Jeff Diepenbrock

PRONUNCIATION

Chris Clerkley Clerk-lee
 Malik Benlevi MA-leak Ben-levy



MALIK BENLEVI
G • 6-5, 205 • So.
Savannah, Ga.

2



CARTER CAGLE
G • 6-3, 200 • Jr.
Gainesville, Ga.

34



WILLIE CLAYTON
F • 6-8, 245 • R-Sr.
Thomasville, Ga.

21



CHRIS CLERKLEY
F • 6-9, 210 • Fr.
Perry, Ga.

14



ISAIAH DENNIS
G • 6-0, 190 • Sr.
McDonough, Ga.

4



AUSTIN DONALDSON
G • 6-2, 185 • So.
Jonesboro, Ga.

10



NILE FELTON
G • 6-3, 160 • Fr.
Atlanta, Ga.

0



JEREMY HOLLOWELL
F • 6-8, 220 • Sr.
Indianapolis, Ind.

1



DEVIN MITCHELL
G • 6-4, 180 • R-So.
Suwanee, Ga.

24



JORDAN SESSION
F • 6-7, 220 • Jr.
McDonough, Ga.

23



JUSTIN SEYMOUR
G • 6-3, 215 • Sr.
Atlanta, Ga.

20




D'MARCUS SIMONDS
G • 6-3, 180 • Fr.
Gainesville, Ga.

15



JEFF THOMAS
G • 6-5, 190 • So.
Norwalk, Ohio

30



JORDAN TYSON
F • 6-10, 225 • So.
Cincinnati, Ohio

50



ISAIAH WILLIAMS
G • 6-1, 170 • Jr.
Buford, Ga.

11



RON HUNTER
Head Coach
6th Year at Georgia State



RAY MCCALLUM
Associate Head Coach
1st Year at Georgia State




CLAUDE PARDUE
Assistant Coach
6th Year at Georgia State



SHARMAN WHITE
Assistant Coach
1st Year at Georgia State



NATE SUMMERS
Director of Operations
6th Year at Georgia State



NCAA SECOND ROUND
Jeremy Hollowell
 Sr. / 6-8 / 220 / Forward
 Indianapolis, Ind./Indiana/Lawrence Central HS

ATHLETIC HONORS

- Sun Belt Player of the Week - Jan. 11, 2016
- Career double-doubles: 1

2016-17 HIGHLIGHTS

- Has scored 20 or more 3 times this season
- Named 2016-17 All-Sun Belt Preseason Second Team
- Opened season with game-high 23 points in just 18 minutes, making a career-high 11 free throws
- Scored 20 points, going 8-of-8 from the free throw line and pulling down five rebounds at Auburn
- In return to Indiana, scored 15 points and grabbed 5 rebounds at No. 15 Purdue
- Finished with 22 points, hitting career-high 6 3-pointers against Wright State

CAREER HIGHS

POINTS: 25

Emmanuel College, 11-19-15

FIELD GOALS MADE: 10

 Emmanuel College, 11-19-15 (10-15)
 South Alabama, 2-11-16 (10-15)

FIELD GOALS ATTEMPTED: 19

Purdue, 11-18-16

3-PT FG MADE: 6

Wright State, 11-30-16 (6-11)

3-PT FG ATTEMPTED: 11

Wright State, 11-30-16 (6-11)

FREE THROWS MADE: 11

Thomas, 11-11-16 (11-12)

FREE THROWS ATTEMPTED: 12

Thomas, 11-11-16 (11-12)

REBOUNDS: 11

South Alabama, 2-11-16

ASSISTS: 7

Notre Dame, 12-14-13

BLOCKS: 4

Chicago State, 11-8-13

STEALS: 5

Middle Georgia State, 11-13-15

MINUTES: 41

South Alabama, 2-11-16

GAME-BY-GAME STATISTICS

2016-17.....	MP	FG	3FG	FT	O-D	Rb	As	TO	Blk	Stl	Pts
USC Aiken (exh.) . . *	29	3-7	0-3	3-4	2-2	4	2	3	2	3	9
Point (exh.).....	*25	4-8	1-2	8-10	5-3	8	5	4	1	3	17
Thomas	*18	5-15	2-5	11-12	2-3	5	1	0	1	2	23
at Auburn	*29	6-14	0-6	8-8	0-5	5	4	3	0	0	20
at Purdue	*39	7-19	1-5	0-1	1-4	5	3	5	1	2	15
vs. NJIT	*31	3-8	0-3	3-4	0-7	7	3	3	0	1	9
vs. ECU	*26	3-7	0-2	0-1	0-4	4	1	3	0	2	6
Wright State	*32	8-14	6-11	0-0	0-4	4	1	5	1	0	22
at Miss. State.....											
Ga. Southwestern											
Alabama A&M											
at ODU											
at Middle Tenn.....											
UMass											
at Ga. Southern ...											
South Alabama											
Troy											
at UL Monroe											
at UL Lafayette.....											
Coastal Carolina ..											
Appalachian St.....											
at Troy											
at South Ala.											
UL Lafayette											
UL Monroe.....											
at App. State											
at Coastal Car.											
UT Arlington.....											
Texas State.....											
at Little Rock.....											
at Arkansas St.....											
Ga. Southern.....											
* Game Started											

CAREER STATISTICS

CONF. ONLY	G-GS	Min	Avg	FG- FGA	Pct.	3P-3PA	Pct.	FT- FTA	Pct.	O- D	Reb	Avg	Ast	Blk	Stl	Pts	Avg
2015-16	20-20	629	31.5	100-236	0.424	26-75	0.347	61-74	0.824	21-82	103	5.2	27	7	15	287	14.4
ALL GAMES	G-GS	Min	Avg	FG- FGA	Pct.	3P-3PA	Pct.	FT- FTA	Pct.	O- D	Reb	Avg	Ast	Blk	Stl	Pts	Avg
2012-13 (Ind.)	33-0	321	9.7	31-77	0.403	7-30	0.233	24-38	0.632	26-42	68	2.1	11	12	5	93	2.8
2013-14 (Ind.)	29-15	532	18.3	53-151	0.351	7-32	0.219	53-68	0.779	39-62	101	3.5	28	16	14	166	5.7
2015-16	30-30	958	31.9	152-349	0.436	37-111	0.333	102-126	0.810	30-116	146	4.9	50	13	31	443	14.8
2016-17	6-6	175	29.2	32-77	0.416	9-32	0.281	22-26	0.846	3-27	30	5.0	13	3	7	95	15.8
GSU Totals	36-36	1133	31.5	184-426	0.432	46-143	0.322	124-152	0.816	33-143	176	4.9	63	16	38	538	14.9
Totals	98-51	1986	20.3	268-654	0.410	60-205	0.293	201-258	0.779	98-247	345	3.5	102	44	57	797	8.1

redshirted 2014-15 season



Willie Clayton
R-Sr. / 6-8 / 245 / Forward
Thomasville, Ga./Charlotte/Thomasville HS

21

ATHLETIC HONORS

- 2012-13 A-10 All-Rookie Team
- 2012-13 ESPN.com Top 25 Freshmen Team
- 2012-13 Midseason A-10 Rookie of the Year by ESPN.com
- A-10 Rookie of the Week (1/7/13)
- Career double-doubles: 18 (Georgia State - 1)

2016-17 HIGHLIGHTS

- Avg. 8.3 rebounds per game, No. 4 in SBC and No. 90 in NCAA
- Named one of three team captains
- Garnered a double-double of 16 points and 17 rebounds in exhibition opener against USC Aiken
- Double-double with 18 points and 19 rebounds in exhibition against Point
- Earned a double-double of 11 points and 13 rebounds with a career-high 5 blocked shots against Thomas
- Just missed a double-double with 9 points and 15 rebounds in the championship of the Cancun Challenge against Eastern Kentucky.

CAREER HIGHS

POINTS: 19

Florida Atlantic, 1-29-15

FIELD GOALS MADE: 9

Florida Atlantic, 1-29-15 (9-14)

FIELD GOALS ATTEMPTED: 14

Florida Atlantic, 1-29-15 (9-14)

FREE THROWS MADE: 8

UNC Asheville, 1-2-13 (8-11)

FREE THROWS ATTEMPTED: 11

UNC Asheville, 1-2-13 (8-11)

REBOUNDS: 16

UNC Asheville, 1-2-13
Marshall, 2-15-14

ASSISTS: 2 (10X)

most recent: at UTSA, 2-14-15

STEALS: 4

Georgia Tech, 12-29-13

BLOCKS: 5

Thomas, 11-11-16

MINUTES: 37

Middle Tennessee, 2-20-14
UNC Asheville, 1-2-13

GAME-BY-GAME STATISTICS

2016-17.....	MP	FG	3FG	FT	O-D	Rb	As	TO	Blk	Stl	Pts
USC Aiken (exh.) . . *	30	7-10	0-0	2-3	5-12	17	2	3	1	2	16
Point (exh.)	*26	9-11	0-0	0-4	8-11	19	0	3	3	1	18
Thomas	*26	5-6	0-0	1-2	4-9	13	0	4	5	2	11
at Auburn	*20	3-5	0-0	0-4	2-2	4	0	4	0	0	6
at Purdue	*15	2-5	0-0	0-0	3-4	7	0	2	0	1	4
vs. NJIT	*24	4-4	0-0	0-4	3-6	9	0	3	2	0	8
vs. EKU	*27	4-5	0-0	1-3	7-8	15	0	4	0	1	9
Wright State	*16	1-1	0-0	3-6	0-2	2	0	2	0	0	5
at Miss. State											
Ga. Southwestern											
Alabama A&M											
at ODU											
at Middle Tenn.											
UMass											
at Ga. Southern ...											
South Alabama											
Troy											
at UL Monroe											
at UL Lafayette.....											
Coastal Carolina ..											
Appalachian St.....											
at Troy											
at South Ala.											
UL Lafayette											
UL Monroe.....											
at App. State											
at Coastal Car.											
UT Arlington.....											
Texas State.....											
at Little Rock.....											
at Arkansas State											
Ga. Southern											
* Game Started											

CAREER STATISTICS

ALL GAMES	G-GS	Min	Avg	FG- FGA	Pct.	3P-3PA	Pct.	FT- FTA	Pct.	O- D	Reb	Avg	Ast	Blk	Stl	Pts	Avg
2012-13	33-33	755	22.9	113- 195	0.579	0- 0	0.000	54- 109	0.495	102-104	206	6.2	7	17	18	280	8.5
2013-14	31-30	914	29.5	127- 214	0.593	0- 0	0.000	82- 166	0.494	118-157	275	8.9	24	18	25	336	10.8
2014-15	32-22	725	22.7	96- 169	0.568	0- 0	0.000	41- 108	0.380	99-101	200	6.3	16	9	20	233	7.3
2016-17	6- 6	128	21.3	19- 26	0.731	0- 0	0.000	5- 19	0.263	19- 31	50	8.3	0	7	4	43	7.2
Totals	102-91	2522	24.7	355- 604	0.588	0- 0	0.000	182-402	0.453	338-393	731	7.2	47	51	67	892	8.7



Isaiah Williams
Jr. / 6-1 / 170 / Guard
Buford, Ga./Samford/Buford HS

ATHLETIC HONORS

- 2014 Southern Conference Freshman of the Year
- 2014 Southern Conference All-Freshman Team
- Four-time Southern Conference Freshman of the Week

2016-17 HIGHLIGHTS

- Scored in double figures in final six games last year
- Open exhibition season with 25 points on 9-of-13 shooting and 6 rebounds against USC Aiken
- Scored a team-high 18 points on 6-of-8 shooting, including 2-of-2 from 3-point range and 4-of-4 FTs vs. ECU
- Finished with 19 points on 6-of-8 shooting, including 3-of-4 from 3-point range against Wright State

CAREER HIGHS

POINTS: 26

Campbellsville, 11-29-13

FIELD GOALS MADE: 9

Campbellsville, 11-29-13 (9-11)

The Citadel, 2-24-14 (9-14)

Georgia Southern, 2-23-16 (9-16)

FIELD GOALS ATTEMPTED: 16

Georgia Southern, 2-23-16 (9-16)

3-PT FG MADE: 5

Campbellsville, 11-29-13 (5-5)

3-PT FG ATTEMPTED: 9

Georgia Southern, 2-23-16 (4-9)

FREE THROWS MADE: 9

Middle Tennessee, 12-22-15 (9-12)

FREE THROWS ATTEMPTED: 12

Middle Tennessee, 12-22-15 (9-12)

REBOUNDS: 5 (5X)

most recent: UL Monroe, 3-5-16

ASSISTS: 7

Appalachian State, 2-27-14

STEALS: 3

Davidson, 2-6-14

Arkansas State, 1-28-16

Arkansas State, 2-20-16

MINUTES: 37

Chattanooga, 2-8-14

Georgia Southern, 2-23-16

GAME-BY-GAME STATISTICS

2016-17	MP	FG	3FG	FT	O-D	Rb	As	TO	Blk	Stl	Pts
USC Aiken (exh.)	*32	9-13	3-5	5-5	1-5	6	4	2	0	1	25
Point (exh.)	*22	2-7	0-5	2-2	0-0	0	4	1	0	2	6
Thomas	*20	1-3	1-2	2-2	1-3	4	2	0	1	2	5
at Auburn	*20	0-2	0-1	2-2	0-1	1	0	2	0	1	2
at Purdue	7	0-0	0-0	0-0	0-1	1	0	1	0	0	0
vs. NJIT	11	2-5	0-2	0-0	0-0	0	1	2	0	1	4
vs. ECU	26	6-8	2-2	4-4	0-3	3	1	1	1	2	18
Wright State	*23	6-8	3-4	4-4	0-1	1	2	0	0	0	19
at Miss. State											
Ga. Southwestern											
Alabama A&M											
at ODU											
at Middle Tenn.											
UMass											
at Ga. Southern											
South Alabama											
Troy											
at UL Monroe											
at UL Lafayette											
Coastal Carolina											
Appalachian St.											
at Troy											
at South Ala.											
UL Lafayette											
UL Monroe											
at App. State											
at Coastal Car.											
UT Arlington											
Texas State											
at Little Rock											
at Arkansas State											
Ga. Southern											
* Game Started											

CAREER STATISTICS

CONF. ONLY	G-GS	Min	Avg	FG- FGA	Pct.	3P-3PA	Pct.	FT- FTA	Pct.	O- D	Reb	Avg	Ast	Bl	St	Pts	Avg
2015-16	20-15	516	25.8	67- 178	0.376	31- 82	0.378	32- 42	0.762	11- 36	47	2.4	48	1	17	197	9.9
ALL GAMES	G-GS	Min	Avg	FG- FGA	Pct.	3P-3PA	Pct.	FT- FTA	Pct.	O- D	Reb	Avg	Ast	Bl	St	Pts	Avg
2013-14 (SAM)	30-25	887	29.6	119- 275	0.433	46-118	0.390	73- 95	0.768	6- 48	54	1.8	103	3	25	357	11.9
2015-16	30-22	747	24.9	89- 232	0.384	40-108	0.370	62- 81	0.765	14- 49	63	2.1	80	1	26	280	9.3
2016-17	6- 3	107	17.8	15- 26	0.577	6- 11	0.545	12- 12	1.000	1- 9	10	1.7	6	2	6	48	8.0
GSU Totals	36-25	854	23.7	104- 258	0.403	46-119	0.387	74- 93	0.796	15- 58	73	2.0	86	3	32	328	9.1
Totals	66-50	1741	26.4	223- 533	0.418	92-237	0.388	147- 188	0.782	21-106	127	1.9	189	6	57	685	10.4

*redshirted 2014-15 season



Malik Benlevi

So. / 6-5 / 205 / Guard

Savannah, Ga./Jenkins HS

2

ATHLETIC HONORS

- Saw action in 28 games during his first season, making a pair of early season starts

2016-17 HIGHLIGHTS

- Opened season coming off the bench to score 8 points with 3 rebounds in 17 minutes vs Thomas
- Finished with a career-high 11 points on 3-of-5 FGs with four assists vs. Eastern Kentucky in the Cancun Challenge
- Played a career-high 26 minutes against Wright State, scoring 8 points on 3-of-4 shooting

CAREER HIGHS

POINTS: 11

Eastern Kentucky, 11-23-16

FIELD GOALS MADE: 5

Little Rock, 1-30-16 (5-8)

FIELD GOALS ATTEMPTED: 10

UT Arlington, 2-6-16 (2-10)

3-POINTERS MADE: 2

Ole Miss, 11-25-15 (2-2)

3-POINTERS ATTEMPTED: 4

Middle Georgia State, 11-13-15 (1-4)

UT Arlington, 2-6-16 (0-4)

Thomas, 11-11-14 (1-4)

FREE THROWS MADE: 4

Eastern Kentucky, 11-23-16 (4-6)

FREE THROWS ATTEMPTED: 6

Eastern Kentucky, 11-23-16 (4-6)

REBOUNDS: 5

UAB, 12-1-15, UT Arlington, 2-6-16

ASSISTS: 4

Eastern Kentucky, 11-23-16

STEALS: 3

Auburn, 11-14-16

BLOCKS: 1 (6X)

most recent: Eastern Kentucky, 11-23-16

MINUTES: 26

Wright State, 12-1-16

GAME-BY-GAME STATISTICS

2016-17.....	MP	FG	3FG	FT	O-D	Rb	As	TO	Blk	Stl	Pts
USC Aiken (exh.) . . *	12	0-1	0-0	1-2	1-2	3	0	0	0	0	3
Point (exh.)											
Thomas	17	3-7	1-4	1-2	2-1	3	1	0	1	1	8
at Auburn	*18	2-8	0-1	0-0	1-3	4	0	2	1	3	4
at Purdue	18	2-3	1-2	0-0	1-2	3	0	2	0	2	5
vs. NJIT	22	0-2	0-0	2-2	2-2	4	1	0	0	1	2
vs. EKU	21	3-5	1-2	4-6	0-1	1	4	0	1	2	11
Wright State	*26	3-4	1-1	1-2	1-1	2	0	2	0	1	8
at Miss. State.....											
Ga. Southwestern											
Alabama A&M											
at ODU											
at Middle Tenn.											
UMass											
at Ga. Southern ...											
South Alabama											
Troy											
at UL Monroe											
at UL Lafayette.....											
Coastal Carolina ..											
Appalachian St.....											
at Troy											
at South Ala.											
UL Lafayette											
UL Monroe.....											
at App. State											
at Coastal Car.											
UT Arlington.....											
Texas State.....											
at Little Rock.....											
at Arkansas State											
Ga. Southern.....											
* Game Started											

CAREER STATISTICS

CONF. ONLY	G-GS	Min	Avg	FG- FGA	Pct.	3P-3PA	Pct.	FT- FTA	Pct.	O- D	Reb	Avg	Ast	Blk	Stl	Pts	Avg
2015-16	19- 0	147	7.7	12- 42	0.286	0- 15	0.000	8- 14	0.571	7- 11	18	0.9	4	3	4	32	1.7
ALL GAMES	G-GS	Min	Avg	FG- FGA	Pct.	3P-3PA	Pct.	FT- FTA	Pct.	O- D	Reb	Avg	Ast	Blk	Stl	Pts	Avg
2015-16	28- 2	232	8.3	19- 63	0.302	4- 25	0.160	8- 17	0.471	12- 18	30	1.1	6	3	6	50	1.8
2016-17	6- 2	122	20.3	13- 29	0.448	4- 10	0.400	8- 12	0.667	7- 10	17	2.8	6	3	10	38	6.3
Totals	34- 4	354	10.4	32- 92	0.348	8- 35	0.229	16- 29	0.552	19- 28	47	1.4	12	6	16	88	2.6



NCAA SECOND ROUND
Justin Seymour
 Sr. | 6-3 | 205 | Guard
 Atlanta, Ga./Murray State/Wheeler HS

20

ATHLETIC HONORS

- Played in 90 games, making 10 starts in first three years of college
- Scored 544 points between stints at Utah and Murray State

2016-17 HIGHLIGHTS

- Earned the start in exhibition opener, playing 15 minutes and scoring 6 points.
- Scored 8 points in just 13 minutes, making 4-of-4 free throws against Thomas
- Tied for the team and career-high with 20 points on 8-of-16 shooting, including three 3-pointers and 6 rebounds at Auburn
- Knocked down 5-of-6 from 3-point range to finish with 15 points and 3 rebounds against Eastern Kentucky

CAREER HIGHS

POINTS: 20

Auburn, 11-14-16

FIELD GOALS MADE: 8

Auburn, 11-14-16

FIELD GOALS ATTEMPTED: 16

Auburn, 11-14-16

3-POINTERS MADE: 5

Eastern Kentucky, 11-23-16

FREE THROWS ATTEMPTED: 7

Eastern Illinois, 3-2-16
 Auburn, 11-14-16

FREE THROWS MADE: 5

Houston, 11-14-14

FREE THROWS ATTEMPTED: 8

Houston, 11-14-14

REBOUNDS: 6

Middle Tennessee, 11-17-15
 Auburn, 11-14-16

ASSISTS: 5

Middle Tennessee, 11-17-15

STEALS: 3

Austin Peay, 2-6-16

BLOCKS: 2

Southern Illinois, 12-22-14

MINUTES: 44

Evansville, 12-5-15

GAME-BY-GAME STATISTICS

2016-17.....	MP	FG	3FG	FT	O-D	Rb	As	TO	Blk	Stl	Pts
USC Aiken (exh.) . . *	15	2-5	2-5	0-0	1-2	3	0	2	0	0	6
Point (exh.).....	*19	2-9	0-2	2-2	4-4	8	0	1	0	1	6
Thomas	13	2-4	0-0	4-4	0-3	3	2	1	0	0	8
at Auburn	*33	8-16	3-7	1-1	3-3	6	1	1	0	1	20
at Purdue	*22	1-6	1-1	2-2	1-1	2	1	2	0	2	5
vs. NJIT	*12	1-2	0-1	0-1	0-2	2	0	2	0	0	2
vs. EKU	*32	5-6	5-6	0-0	0-3	3	3	2	0	0	15
Wright State	13	2-5	1-3	2-4	0-1	1	0	1	0	0	7
at Miss. State.....											
Ga. Southwestern											
Alabama A&M											
at ODU											
at Middle Tenn.....											
UMass											
at Ga. Southern ...											
South Alabama											
Troy											
at UL Monroe											
at UL Lafayette.....											
Coastal Carolina ..											
Appalachian St.....											
at Troy											
at South Ala.											
UL Lafayette											
UL Monroe.....											
at App. State											
at Coastal Car.											
UT Arlington.....											
Texas State.....											
at Little Rock.....											
at Arkansas State											
Ga. Southern											
* Game Started											

CAREER STATISTICS

ALL GAMES	G-GS	Min	Avg	FG- FGA	Pct.	3P-3PA	Pct.	FT- FTA	Pct.	O- D	Reb	Avg	Ast	Blk	Stl	Pts	Avg
2012-13 (Utah)	25- 2	289	11.6	28- 78	0.359	8- 40	0.200	19- 23	0.826	6- 44	50	2.0	20	0	8	83	3.3
2014-15 (MSU)	35- 0	709	20.3	79- 192	0.411	47-108	0.435	42- 64	0.656	15- 62	77	2.2	41	9	22	247	7.1
2015-16 (MSU)	30- 8	681	22.7	71- 180	0.394	40-110	0.364	16- 22	0.727	10- 76	86	2.9	46	6	27	214	7.1
2016-17	6- 3	125	20.8	19- 39	0.487	10- 18	0.556	9- 12	0.750	4- 13	17	2.8	7	0	1	57	9.5
Totals	96-13	1804	18.8	197- 489	0.403	105-276	0.380	86-121	0.711	35-195	230	2.4	114	15	58	601	6.3



D'Marcus Simonds
Fr. | 6-3 | 180 | Guard
Gainesville, Ga./Gainesville HS

15

ATHLETIC HONORS

- Ranked as high as No. 72 in the ESPN100 as a senior
- Listed as a composite 4-star by 247Sports
- Listed by both Scout.com and Rivals.com as a 4-star recruit

2016-17 HIGHLIGHTS

- Named Tournament MVP of the Cancun Challenge
- In collegiate exhibition debut, scored 12 points in 31 minutes with 4 rebounds, 4 assists and 3 steals against USC Aiken
- Finished with 11 points, 3 assists and 3 steals in regular season opener against Thomas
- Scored 13 points on 6-of-9 shooting at Purdue
- Scored 26 points on 11-of-15 shooting to open Cancun Challenge against NJIT

CAREER HIGHS

POINTS: 26

NJIT, 11-22-16

FIELD GOALS MADE: 11

NJIT, 11-22-16 (11-15)

FIELD GOALS ATTEMPTED: 15

NJIT, 11-22-16 (11-15)

3-POINTERS MADE: 1

Purdue, 11-18-16 (1-2)

NJIT, 11-22-16 (1-2)

3-POINTERS ATTEMPTED: 2

Purdue, 11-18-16 (1-2)

NJIT, 11-22-16 (1-2)

FREE THROWS MADE: 3

Thomas, 11-11-16 (3-5)

NJIT, 11-22-16 (3-3)

FREE THROWS ATTEMPTED: 5

Thomas, 11-11-16 (3-5)

REBOUNDS: 6

Wright State, 11-30-16

ASSISTS: 3

Thomas, 11-11-16

STEALS: 3

Thomas, 11-11-16

Eastern Kentucky, 11-23-16

BLOCKS: -

-

MINUTES: 29

NJIT, 11-22-16

GAME-BY-GAME STATISTICS

2016-17	MP	FG	3FG	FT	O-D	Rb	As	TO	Blk	Stl	Pts
USC Aiken (exh.)	31	5-11	0-3	2-5	1-3	4	4	3	1	3	12
Point (exh.)	*24	6-11	0-2	1-2	1-4	5	2	3	0	2	13
Thomas	*20	4-5	0-0	3-5	0-2	2	3	2	0	3	11
at Auburn	9	0-2	0-0	0-0	0-0	0	1	3	0	1	0
at Purdue	24	6-9	1-2	0-2	0-2	2	0	3	0	1	13
vs. NJIT	29	11-15	1-2	3-3	0-1	1	1	0	0	1	26
vs. ECU	*23	3-9	0-1	2-2	1-2	3	0	1	0	3	8
Wright State	*17	2-7	0-1	1-2	3-3	6	1	2	0	1	5
at Miss. State											
Ga. Southwestern											
Alabama A&M											
at ODU											
at Middle Tenn.											
UMass											
at Ga. Southern											
South Alabama											
Troy											
at UL Monroe											
at UL Lafayette											
Coastal Carolina											
Appalachian St.											
at Troy											
at South Ala.											
UL Lafayette											
UL Monroe											
at App. State											
at Coastal Car.											
UT Arlington											
Texas State											
at Little Rock											
at Arkansas State											
Ga. Southern											
* Game Started											

CAREER STATISTICS

ALL GAMES	G-GS	Min	Avg	FG- FGA	Pct.	3P-3PA	Pct.	FT- FTA	Pct.	O- D	Reb	Avg	Ast	Blk	Stl	Pts	Avg
2016-17	6- 3	122	20.3	26- 47	0.553	2- 6	0.333	9- 14	0.643	4- 10	14	2.3	6	0	10	63	10.5



ATHLETIC HONORS

- Played in all 30 games, making nine starts and averaging 16.4 minutes per game as a freshman

2016-17 HIGHLIGHTS

- Opened the season with 17 points in 21 minutes on 5-of-8 shooting, including 5-of-6 from the free throw line
- Finished with 8 points and 4 rebounds at Auburn

CAREER HIGHS

POINTS: 21

UT Arlington, 12-30-15

FIELD GOALS MADE: 7

UT Arlington, 12-30-15 (7-13)

FIELD GOALS ATTEMPTED: 13

UT Arlington, 12-30-15 (7-13)

3-POINTERS MADE: 7

UT Arlington, 12-30-15 (7-12)

3-POINTERS ATTEMPTED: 12

UT Arlington, 12-30-15 (7-12)

FREE THROWS MADE: 4

UT Arlington, 2-4-16 (4-7)

Wright State, 11-30-16 (4-4)

FREE THROWS ATTEMPTED: 7

UT Arlington, 2-4-16 (4-7)

REBOUNDS: 7

Southern Miss, 12-19-15

ASSISTS: 2

Middle Georgia State, 11-13-15

Eastern Kentucky, 11-23-16

STEALS: 2 (3X)

most recent: Eastern Kentucky, 11-23-16

BLOCKS: 2

Auburn, 11-14-16

MINUTES: 27

Arkansas State, 1-28-16

GAME-BY-GAME STATISTICS

2016-17.....	MP	FG	3FG	FT	O-D	Rb	As	TO	Blk	Stl	Pts
USC Aiken (exh.) . .	11	2-5	1-2	0-0	0-1	1	0	0	0	0	5
Point (exh.).....	8	2-6	0-3	1-2	0-2	2	1	1	1	0	5
Thomas	21	5-8	2-2	5-6	0-1	1	1	0	1	1	17
at Auburn	21	2-7	2-5	2-2	2-2	4	0	1	2	2	8
at Purdue	*25	1-4	1-3	2-2	2-3	5	0	2	0	0	5
vs. NJIT.....	*16	1-6	0-2	0-0	0-2	2	1	0	0	0	2
vs. ECU.....	*13	3-7	1-4	0-0	0-1	1	2	1	0	2	7
Wright State	20	1-3	0-2	4-4	1-2	3	1	0	0	0	6
at Miss. State											
Ga. Southwestern											
Alabama A&M											
at ODU											
at Middle Tenn.											
UMass											
at Ga. Southern ...											
South Alabama											
Troy											
at UL Monroe											
at UL Lafayette.....											
Coastal Carolina ..											
Appalachian St.....											
at Troy											
at South Ala.											
UL Lafayette											
UL Monroe.....											
at App. State											
at Coastal Car.											
UT Arlington.....											
Texas State.....											
at Little Rock.....											
at Arkansas State											
Ga. Southern											
* Game Started											

CAREER STATISTICS

CONF. ONLY	G-GS	Min	Avg	FG- FGA	Pct.	3P-3PA	Pct.	FT- FTA	Pct.	O- D	Reb	Avg	Ast	Blk	Stl	Pts	Avg
2015-16	20- 5	319	16.0	41- 110	0.373	25- 66	0.379	8- 12	0.667	16- 26	42	2.1	6	4	6	115	5.8
ALL GAMES	G-GS	Min	Avg	FG- FGA	Pct.	3P-3PA	Pct.	FT- FTA	Pct.	O- D	Reb	Avg	Ast	Blk	Stl	Pts	Avg
2015-16	30- 9	492	16.4	64- 173	0.370	40-108	0.370	16- 20	0.800	21- 39	60	2.0	12	6	11	184	6.1
2016-17	6- 3	116	19.3	13- 35	0.371	6- 18	0.333	13- 14	0.929	5- 11	16	2.7	5	3	5	45	7.5
Totals	36-12	608	16.9	77- 208	0.370	46-126	0.365	29- 34	0.853	26- 50	76	2.1	17	9	16	229	6.4


Devin Mitchell

R-So. / 6-4 / 180 / Guard

Suwanee, Ga./Alabama/Collins Hill HS

24

ATHLETIC HONORS

- Played freshman season at Alabama. Enters 2016-17 with three years of eligibility remaining

2016-17 HIGHLIGHTS

- Opened season with 11 points on 4-of-6 shooting in just 14 minutes against USC Aiken
- Finished with 8 points in 13 minutes in opener against Thomas

CAREER HIGHS

POINTS: 8

Thomas, 11-11-16

FIELD GOALS MADE: 3

Thomas, 11-11-16 (3-3)

FIELD GOALS ATTEMPTED: 6

at Mississippi State, 2-10-15 (1-6)

3-PT MADE: 2

Thomas, 11-11-16 (2-2)

3-PT ATTEMPTED: 5

Stillman, 12-19-14 (0-5)

FREE THROWS MADE: 3

Wright State, 11-30-16 (3-4)

FREE THROWS ATTEMPTED: 4

Wright State, 11-30-16 (3-4)

REBOUNDS: 3

Auburn, 11-14-16

ASSISTS: 1 (6X)

most recent: Wright State, 11-30-16

STEALS: 2

Towson, 11-14-14

BLOCKS: 1

Towson, 11-14-14, Thomas, 11-11-16

Wright State, 11-30-16

MINUTES: 15

Stillman, 12-19-14

GAME-BY-GAME STATISTICS

2016-17.....	MP	FG	3FG	FT	O-D	Rb	As	TO	Blk	Stl	Pts
USC Aiken (exh.) . .	14	4-6	3-4	0-0	0-2	2	0	0	0	1	11
Point (exh.)	30	4-11	3-8	1-1	0-1	1	1	1	0	1	12
Thomas	*13	3-3	2-2	0-0	0-0	0	1	3	1	1	8
at Auburn	14	0-3	0-3	0-0	1-2	3	0	0	0	0	0
at Purdue	3	0-1	0-1	0-0	0-0	0	0	1	0	0	0
vs. NJIT	10	1-2	1-2	0-0	0-1	1	0	0	0	0	3
vs. ECU	2	0-1	0-1	0-0	0-0	0	0	1	0	0	0
Wright State	11	0-3	0-2	3-4	0-0	0	1	0	1	0	3
at Miss. State											
Ga. Southwestern											
Alabama A&M											
at ODU											
at Middle Tenn.											
UMass											
at Ga. Southern ...											
South Alabama											
Troy											
at UL Monroe											
at UL Lafayette.....											
Coastal Carolina ..											
Appalachian St.....											
at Troy											
at South Ala.											
UL Lafayette											
UL Monroe.....											
at App. State											
at Coastal Car.											
UT Arlington.....											
Texas State.....											
at Little Rock.....											
at Arkansas State											
Ga. Southern											
* Game Started											

CAREER STATISTICS

ALL GAMES	G-GS	Min	Avg	FG- FGA	Pct.	3P-3PA	Pct.	FT- FTA	Pct.	O- D	Reb	Avg	Ast	Blk	Stl	Pts	Avg
2014-15 (ALA)	14- 1	76	5.4	3- 23	0.130	2- 17	0.118	1- 2	0.500	0- 3	3	0.2	4	1	3	9	0.6
2016-17	6- 1	53	8.8	4- 13	0.308	3- 11	0.273	3- 4	0.750	1- 3	4	0.7	2	2	1	14	2.3
Totals	20- 2	129	6.5	7- 36	0.194	5- 28	0.179	4- 6	0.667	1- 6	7	0.4	6	3	4	23	1.2



Isaiah Dennis

Sr. / 6-0 / 190 / Guard

McDonough, Ga./Eagle's Landing HS

4

ATHLETIC HONORS

- Has played in 59 games, making 7 starts in his first three seasons at Georgia State

2016-17 HIGHLIGHTS

- One of three captains on the team this year
- Swiped 7 steals and scored 13 points on 4-of-6 shooting in exhibition game against Point
- Earned first start of the season at No. 15 Purdue
- Scored 10 points on 5-of-6 shooting with 5 rebounds vs. NJIT

CAREER HIGHS

POINTS: 18

Appalachian State, 1-21-16

FIELD GOALS MADE: 9

Appalachian State, 1-21-16 (9-13)

FIELD GOALS ATTEMPTED: 13

Appalachian State, 1-21-16 (9-13)

3-PT FG MADE: 1

Southern Poly, 11-9-13 (1-1)

South Alabama, 1-9-16 (1-1)

3-PT FG ATTEMPTED: 1 (3X)

most recent: South Alabama, 1-9-16 (1-1)

FREE THROWS MADE: 3

South Alabama, 2-19-15 (3-3)

UT Arlington, 2-4-16 (3-4)

FREE THROWS ATTEMPTED: 6

Ole Miss, 11-25-15 (1-6)

UL Lafayette, 1-16-16 (2-6)

Appalachian State, 1-21-16 (0-6)

REBOUNDS: 5

IUPUI, 11-27-15

ASSISTS: 7

South Alabama, 1-9-16

STEALS: 3 (4X)

most recent: Appalachian State, 1-21-16

MINUTES: 31

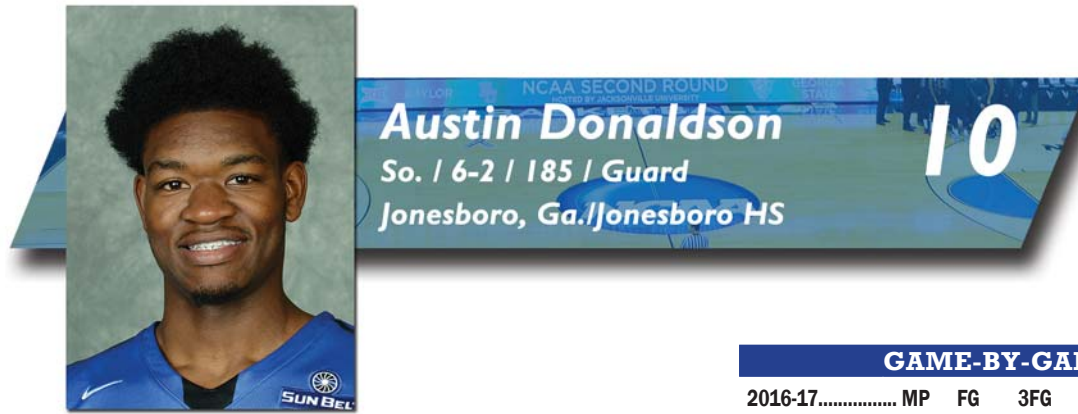
Arkansas State, 1-28-16

GAME-BY-GAME STATISTICS

2016-17.....	MP	FG	3FG	FT	O-D	Rb	As	TO	Blk	Stl	Pts
USC Aiken (exh.)..	14	1-3	0-0	0-0	0-1	1	1	2	0	0	2
Point (exh.).....	25	4-6	0-0	5-6	0-3	3	3	3	0	7	13
Thomas	20	2-3	0-0	2-4	0-1	1	4	0	0	1	6
at Auburn	13	0-1	0-0	2-2	1-2	3	1	1	0	0	2
at Purdue	*16	0-1	0-0	1-2	0-2	2	2	0	0	1	1
vs. NJIT	*20	5-6	0-0	0-0	0-5	5	2	3	1	1	10
vs. ECU	*13	3-6	0-0	2-3	2-0	2	1	1	0	1	8
Wright State	11	1-2	0-0	0-0	0-1	1	2	0	0	2	2
at Miss. State.....											
Ga. Southwestern											
Alabama A&M											
at ODU											
at Middle Tenn.....											
UMass											
at Ga. Southern ...											
South Alabama											
Troy											
at UL Monroe											
at UL Lafayette.....											
Coastal Carolina ..											
Appalachian St.....											
at Troy											
at South Ala.											
UL Lafayette											
UL Monroe.....											
at App. State											
at Coastal Car.											
UT Arlington.....											
Texas State.....											
at Little Rock.....											
at Arkansas State											
Ga. Southern											
* Game Started											

CAREER STATISTICS

SBC ONLY	G-GS	Min	Avg	FG- FGA	Pct.	3P-3PA	Pct.	FT- FTA	Pct.	O- D	Reb	Avg	Ast	Blk	Stl	Pts	Avg
2014-15	17- 0	174	10.2	21- 38	0.553	0- 1	0.000	10- 20	0.500	11- 18	29	1.7	16	6	7	52	3.1
2015-16	20- 4	312	15.6	31- 53	0.585	1- 2	0.500	11- 25	0.440	5- 19	24	1.2	38	6	15	74	3.7
Totals	37- 4	486	13.1	52- 91	0.571	1- 3	0.333	21- 45	0.467	16- 37	53	1.4	54	12	22	126	3.4
ALL GAMES	G-GS	Min	Avg	FG- FGA	Pct.	3P-3PA	Pct.	FT- FTA	Pct.	O- D	Reb	Avg	Ast	Blk	Stl	Pts	Avg
2013-14	2- 0	5	2.5	1- 2	0.500	1- 1	1.000	0- 0	0.000	0- 1	1	0.5	0	0	0	3	1.5
2014-15	28- 0	255	9.1	31- 60	0.517	0- 1	0.000	13- 30	0.433	14- 20	34	1.2	22	6	16	75	2.7
2015-16	29- 7	511	17.6	47- 81	0.580	1- 2	0.500	17- 40	0.425	12- 35	47	1.6	54	8	20	112	3.9
2016-17	6- 3	93	15.5	11- 19	0.579	0- 0	0.000	7- 11	0.636	3- 11	14	2.3	12	1	6	29	4.8
Totals	65-10	864	13.3	90- 162	0.556	2- 4	0.500	37- 81	0.457	29- 67	96	1.5	88	15	42	219	3.4



ATHLETIC HONORS

- Played in final 10 games to finish the year with 17 games played and one start

2016-17 HIGHLIGHTS

- Scored 10 points in just 12 minutes of regular season opener against Thomas, swiping 3 steals

GAME-BY-GAME STATISTICS

2016-17.....	MP	FG	3FG	FT	O-D	Rb	As	TO	Blk	Stl	Pts
USC Aiken (exh.)	4	0-1	0-1	0-0	0-1	1	0	0	0	0	0
Point (exh.).....				DNP							
Thomas	12	4-5	1-1	1-2	0-3	3	0	2	1	3	10
at Auburn	12	1-2	0-0	0-1	0-1	1	1	1	0	0	2
at Purdue	17	2-4	0-0	0-0	0-2	2	2	0	0	1	4
vs. NJIT	9	1-2	0-1	0-2	0-2	2	1	1	0	3	2
vs. ECU	2	0-1	0-0	0-0	0-0	0	0	0	0	0	0
Wright State	13	0-2	0-0	0-0	1-0	1	3	0	0	0	0
at Miss. State.....											
Ga. Southwestern											
Alabama A&M											
at ODU											
at Middle Tenn.....											
UMass											
at Ga. Southern ...											
South Alabama											
Troy											
at UL Monroe											
at UL Lafayette.....											
Coastal Carolina ..											
Appalachian St.....											
at Troy											
at South Ala.											
UL Lafayette											
UL Monroe.....											
at App. State											
at Coastal Car.											
UT Arlington.....											
Texas State.....											
at Little Rock.....											
at Arkansas State											
Ga. Southern											
* Game Started											

CAREER HIGHS

POINTS: 13

UL Lafayette, 3-3-16

FIELD GOALS MADE: 5

UL Lafayette, 3-3-16 (5-5)

FIELD GOALS ATTEMPTED: 5

UL Lafayette, 3-3-16 (5-5)

UL Monroe, 3-5-16 (3-5)

Thomas, 11-11-16 (4-5)

3-POINTERS MADE: 1

Little Rock, 2-18-16 (1-1)

Thomas, 11-11-16 (1-1)

3-POINTERS ATTEMPTED: 2

Georgia Southern, 2-23-16 (0-2)

FREE THROWS MADE: 3

UL Lafayette, 3-3-16 (3-4)

UL Monroe, 3-5-16 (3-5)

FREE THROWS ATTEMPTED: 4

UL Monroe, 3-5-16 (3-5)

REBOUNDS: 3 (5X)

Thomas, 11-11-16

ASSISTS: 4

UL Monroe, 3-5-16

STEALS: 5

Troy, 2-13-16

MINUTES: 21

Georgia Southern, 2-23-16

CAREER STATISTICS

ALL GAMES	G-GS	Min	Avg	FG- FGA	Pct.	3P-3PA	Pct.	FT- FTA	Pct.	O- D	Reb	Avg	Ast	Blk	Stl	Pts	Avg
2015-16	14- 1	121	8.6	14- 27	0.519	1- 4	0.250	8- 20	0.400	5- 11	16	1.1	15	0	9	37	2.6
ALL GAMES	G-GS	Min	Avg	FG- FGA	Pct.	3P-3PA	Pct.	FT- FTA	Pct.	O- D	Reb	Avg	Ast	Blk	Stl	Pts	Avg
2015-16	17- 1	137	8.1	15- 30	0.500	1- 4	0.250	8- 20	0.400	6- 14	20	1.2	16	0	10	39	2.3
2016-17	6- 0	65	10.8	8- 16	0.500	1- 2	0.500	1- 5	0.200	1- 8	9	1.5	7	1	7	18	3.0
Totals	23- 1	202	8.8	23- 46	0.500	2- 6	0.333	9- 25	0.360	7- 22	29	1.3	23	1	17	57	2.5



Jordan Session

Jr. / 6-7 / 220 / Forward

McDonough, Ga./Eagle's Landing HS

23

ATHLETIC HONORS

- Has played in 61 games in two seasons, making 7 starts, including 6 of the last 7 games last year

2016-17 HIGHLIGHTS

- Scored 5 points in just 8 minutes against USC Aiken
- Finished with 6 points in just 16 minutes against NJIT
- Played a season-high 17 minutes against Wright State, scoring 4 points and grabbing 5 rebounds

CAREER HIGHS

POINTS: 11

South Alabama, 2-19-15

Little Rock, 2-18-16

FIELD GOALS MADE: 5

Little Rock, 2-18-16 (5-8)

FIELD GOALS ATTEMPTED: 10

Appalachian State, 2-26-16 (4-10)

FREE THROWS MADE: 4

South Alabama, 2-19-15 (4-7)

FREE THROWS ATTEMPTED: 7

South Alabama, 2-19-15 (4-7)

REBOUNDS: 7

UL Monroe, 12-30-14

Middle Tennessee, 12-22-15

ASSISTS: 3

Little Rock, 2-18-16

STEALS: 3

South Alabama, 2-19-15

BLOCKS: 2

Chicago State, 11-24-14

Appalachian State, 2-21-15

Emmanuel College, 11-19-15

Middle Tennessee, 12-22-15

Wright State, 11-30-16

MINUTES: 25

Little Rock, 2-18-16

GAME-BY-GAME STATISTICS

2016-17.....	MP	FG	3FG	FT	O-D	Rb	As	TO	Blk	Stl	Pts
USC Aiken (exh.) .	8	2-5	0-0	1-2	3-1	4	0	1	0	0	5
Point (exh.).....	12	2-2	0-0	1-4	1-4	5	0	1	1	0	5
Thomas	10	1-6	0-1	2-2	2-0	2	2	1	1	0	4
at Auburn	10	0-0	0-0	1-4	2-0	2	1	0	0	0	1
at Purdue	13	1-2	0-0	2-2	2-1	3	0	1	0	0	4
vs. NJIT	16	3-4	0-0	0-0	1-0	1	0	1	0	0	6
vs. ECU	12	0-2	0-0	0-0	2-0	2	0	0	0	0	0
Wright State	17	2-6	0-1	0-4	0-5	5	0	0	2	1	4
at Miss. State.....											
Ga. Southwestern											
Alabama A&M											
at ODU											
at Middle Tenn.....											
UMass											
at Ga. Southern ...											
South Alabama											
Troy											
at UL Monroe											
at UL Lafayette.....											
Coastal Carolina ..											
Appalachian St.....											
at Troy											
at South Ala.											
UL Lafayette											
UL Monroe.....											
at App. State											
at Coastal Car.											
UT Arlington.....											
Texas State.....											
at Little Rock.....											
at Arkansas State											
Ga. Southern											
* Game Started											

CAREER STATISTICS

SBC ONLY	G-GS	Min	Avg	FG- FGA	Pct.	3P-3PA	Pct.	FT- FTA	Pct.	O- D	Reb	Avg	Ast	Blk	Stl	Pts	Avg
2014-15	20- 0	142	7.1	23- 44	0.523	1- 1	1.000	6- 14	0.429	10- 18	28	1.4	5	6	6	53	2.7
2015-16	19- 5	172	9.1	19- 52	0.365	1- 1	1.000	5- 6	0.833	8- 15	23	1.2	2	1	4	44	2.3
Totals	39- 5	314	8.1	42- 96	0.438	2- 2	1.000	11- 20	0.550	18- 33	51	1.3	7	7	10	97	2.5
ALL GAMES	G-GS	Min	Avg	FG- FGA	Pct.	3P-3PA	Pct.	FT- FTA	Pct.	O- D	Reb	Avg	Ast	Blk	Stl	Pts	Avg
2014-15	32- 0	208	6.5	28- 51	0.549	1- 1	1.000	14- 25	0.560	12- 26	38	1.2	7	8	6	71	2.2
2015-16	29- 7	273	9.4	32- 78	0.410	1- 3	0.333	10- 17	0.588	14- 32	46	1.6	8	6	11	75	2.6
2016-17	6- 0	78	13.0	7- 20	0.350	0- 2	0.000	5- 12	0.417	9- 6	15	2.5	3	3	1	19	3.2
Totals	67- 7	559	8.3	67- 149	0.450	2- 6	0.333	29- 54	0.537	35- 64	99	1.5	18	17	18	165	2.5



NCAA SECOND ROUND
Chris Clerkley
 Fr. | 6-9 | 210 | Forward
 Perry, Ga./Perry HS

14

ATHLETIC HONORS

- Ranked as one of the top 30 players in Georgia as a senior

2016-17 HIGHLIGHTS

- Expected to compete for time at the No. 4 and No. 5 spots
- Grabbed first career rebound at No. 15 Purdue

CAREER HIGHS

POINTS: -

ASSISTS: -

FIELD GOALS MADE: -

STEALS: -

FIELD GOALS ATTEMPTED: -

BLOCKS: 1

Thomas, 11-11-16

FREE THROWS MADE: -

MINUTES: 5

Thomas, 11-11-16

FREE THROWS ATTEMPTED: -

REBOUNDS: 1

Purdue, 11-18-16

GAME-BY-GAME STATISTICS

2016-17.....	MP	FG	3FG	FT	O-D	Rb	As	TO	Blk	Stl	Pts
USC Aiken (exh.) . .	0+	0-0	0-0	0-0	0-0	0	0	0	0	0	0
Point (exh.)	4	1-1	0-0	0-1	0-2	2	0	0	0	0	2
Thomas	5	0-0	0-0	0-0	0-0	0	0	0	1	0	0
at Auburn	1	0-0	0-0	0-0	0-0	0	0	0	0	0	0
at Purdue	1	0-0	0-0	0-0	0-1	1	0	0	0	0	0
vs. NJIT	0+	0-0	0-0	0-0	0-0	0	0	0	0	0	0
vs. ECU	1	0-0	0-0	0-0	0-0	0	0	0	0	0	0
Wright State	1	0-0	0-0	0-0	0-0	0	0	0	0	0	0
at Miss. State.....											
Ga. Southwestern											
Alabama A&M											
at ODU											
at Middle Tenn.											
UMass											
at Ga. Southern ...											
South Alabama											
Troy											
at UL Monroe											
at UL Lafayette.....											
Coastal Carolina ..											
Appalachian St.....											
at Troy											
at South Ala.											
UL Lafayette											
UL Monroe.....											
at App. State											
at Coastal Car.											
UT Arlington.....											
Texas State.....											
at Little Rock.....											
at Arkansas State											
Ga. Southern.....											
* Game Started											

CAREER STATISTICS

ALL GAMES	G-GS	Min	Avg	FG- FGA	Pct.	3P-3PA	Pct.	FT- FTA	Pct.	O- D	Reb	Avg	Ast	Blk	Stl	Pts	Avg
2016-17	6- 0	9	1.5	0- 0	0.000	0- 0	0.000	0- 0	0.000	0- 1	1	0.2	0	1	0	0	0.0



Carter Cagle
Jr. / 6-4 / 200 / Guard
Gainesville, Ga./Johnson HS

34

ATHLETIC HONORS

- In two seasons has seen action in 18 games including the NCAA tournament two years ago

2016-17 HIGHLIGHTS

- Grabbed a career-high 2 rebounds in 4 minutes against Thomas

CAREER HIGHS

POINTS: 3

Western Carolina, 11-25-14

FIELD GOALS MADE: 1

Western Carolina, 11-25-14 (1-1)

FIELD GOALS ATTEMPTED: 2

Thomas, 11-11-16 (0-2)

3-PT FG MADE: 1

Western Carolina, 11-25-14 (1-1)

3-PT FG ATTEMPTED: 2

Thomas, 11-11-16 (0-2)

FREE THROWS MADE: -

FREE THROWS ATTEMPTED: -

-

REBOUNDS: 1

Tennessee Temple, 11-14-14

ASSISTS: 1

Xavier (NCAA), 3-21-15
Thomas, 11-11-16

STEALS: 1

Arkansas State, 1-31-15

BLOCKS: -

-

MINUTES: 4

Thomas, 11-11-16

GAME-BY-GAME STATISTICS

2016-17.....	MP	FG	3FG	FT	O-D	Rb	As	TO	Blk	Stl	Pts
USC Aiken (exh.) . .	0+	0-0	0-0	0-0	0-0	0	0	0	0	1	0
Point (exh.)	4	0-2	0-2	0-0	0-1	1	0	0	0	0	0
Thomas	4	0-2	0-2	0-0	0-2	2	1	0	0	0	0
at Auburn				DNP							
at Purdue				DNP							
vs. NJIT	0+	0-0	0-0	0-0	0-0	0	0	0	0	0	0
vs. ECU	1	0-0	0-0	0-0	0-0	0	0	0	0	0	0
Wright State				DNP							
at Miss. State.....											
Ga. Southwestern											
Alabama A&M											
at ODU											
at Middle Tenn.											
UMass											
at Ga. Southern ...											
South Alabama											
Troy											
at UL Monroe											
at UL Lafayette.....											
Coastal Carolina ..											
Appalachian St.....											
at Troy											
at South Ala.											
UL Lafayette											
UL Monroe.....											
at App. State											
at Coastal Car.											
UT Arlington.....											
Texas State.....											
at Little Rock.....											
at Arkansas State											
Ga. Southern											
* Game Started											

CAREER STATISTICS

SBC ONLY	G-GS	Min	Avg	FG- FGA	Pct.	3P-3PA	Pct.	FT- FTA	Pct.	O- D	Reb	Avg	Ast	Blk	Stl	Pts	Avg
2014-15	6- 0	8	1.3	0- 0	0.000	0- 0	0.000	0- 0	0.000	0- 0	0	0.0	0	0	1	0	0.0
2015-16	4- 0	3	0.8	0- 0	0.000	0- 0	0.000	0- 0	0.000	0- 0	0	0.0	0	0	0	0	0.0
Totals	10- 0	11	1.1	0- 0	0.000	0- 0	0.000	0- 0	0.000	0- 0	0	0.0	0	0	1	0	0.0
ALL GAMES	G-GS	Min	Avg	FG- FGA	Pct.	3P-3PA	Pct.	FT- FTA	Pct.	O- D	Reb	Avg	Ast	Blk	Stl	Pts	Avg
2014-15	12- 0	16	1.3	1- 2	0.500	1- 2	0.500	0- 0	0.000	0- 1	1	0.1	1	0	1	3	0.3
2015-16	6- 0	3	0.5	0- 0	0.000	0- 0	0.000	0- 0	0.000	0- 0	0	0.0	0	0	0	0	0.0
2015-16	3- 0	5	1.7	0- 2	0.000	0- 2	0.000	0- 0	0.000	0- 2	2	0.7	1	0	0	0	0.0
Totals	21- 0	24	1.1	1- 4	0.250	1- 4	0.250	0- 0	0.000	0- 3	3	0.1	2	0	1	3	0.1



Nile Felton

Fr. / 6-3 / 160 / Guard

Atlanta, Ga./Union (Okla.) HS

0

ATHLETIC HONORS

- Walk-on in his first season at Georgia State

2016-17 HIGHLIGHTS

- Made Georgia State debut playing one minute and grabbing one rebound against Thomas
- Grabbed rebound in final minute against NJIT

CAREER HIGHS

POINTS: -

-

ASSISTS: -

-

FIELD GOALS MADE: -

-

STEALS: -

-

FIELD GOALS ATTEMPTED: 1

Thomas, 11-11-16 (0-1)

BLOCKS: -

-

FREE THROWS MADE: -

-

MINUTES: 1

Thomas, 11-11-16

Eastern Kentucky, 11-23-16

FREE THROWS ATTEMPTED: -

-

REBOUNDS: 1

Thomas, 11-11-16

Eastern Kentucky, 11-23-16

GAME-BY-GAME STATISTICS

2016-17.....	MP	FG	3FG	FT	O-D	Rb	As	TO	Blk	Stl	Pts
USC Aiken (exh.)..	0+	0-0	0-0	0-0	0-0	0	0	0	0	0	0
Point (exh.).....	1	0-0	0-0	0-0	0-0	0	0	0	0	0	0
Thomas	1	0-1	0-1	0-0	0-1	1	0	0	0	0	0
at Auburn				DNP							
at Purdue				DNP							
vs. NJIT	0+	0-0	0-0	0-0	0-1	1	0	1	0	0	0
vs. ECU	1	0-0	0-0	0-0	0-0	0	0	0	0	0	0
Wright State				DNP							
at Miss. State											
Ga. Southwestern											
Alabama A&M											
at ODU											
at Middle Tenn.											
UMass											
at Ga. Southern ...											
South Alabama											
Troy											
at UL Monroe											
at UL Lafayette.....											
Coastal Carolina ..											
Appalachian St....											
at Troy											
at South Ala.											
UL Lafayette											
UL Monroe.....											
at App. State											
at Coastal Car.											
UT Arlington.....											
Texas State.....											
at Little Rock.....											
at Arkansas State											
Ga. Southern											
* Game Started											

CAREER STATISTICS

ALL GAMES	G-GS	Min	Avg	FG- FGA	Pct.	3P-3PA	Pct.	FT- FTA	Pct.	O- D	Reb	Avg	Ast	Blk	Stl	Pts	Avg
2016-17	3- 0	2	0.7	0- 1	0.000	0- 1	0.000	0- 0	0.000	0- 2	2	0.7	0	0	0	0	0.0

Georgia State Men's Basketball Notes (page 25)

Game 1: Nov. 11, 2016, 7 p.m. (WatchESPN)

GEORGIA STATE 111, THOMAS 69

GSU Sports Arena • Atlanta, Ga.

Led by a double-double from Willie Clayton and 23 points from Jeremy Hollowell, Georgia State cruised to a 111-69 win over Thomas in the regular season opener at the GSU Sports Arena.

Clayton nearly picked up his 18th career double-double in the first half before finishing with 11 points, 13 rebounds and five blocked shots in 26 minutes. He shot 5-of-6 from the floor and added two steals.

The Panthers finished the game with 13 blocked shots, just one shy of the school-record of 14 set against FIU on Dec. 1, 2011. The 42-point margin of victory is the sixth-most in school history. Hollowell played 19 minutes, making 11-of-12 free throws and a pair of 3-pointers. He and Clayton were two of five Panthers to finish in double figures as Jeff Thomas came off the bench to score 17, while freshman D'Marcus Simonds added 11 and sophomore Austin Donaldson scored 10.

Georgia State (1-0) improved to 6-0 in regular season openers under head coach Ron Hunter.

The Panthers scored 100 points or more for the first time in just under two years. Georgia State last crossed the century mark with 115 points against Tennessee Temple on Nov. 14, 2014. GSU improved to 27-4 all-time when scoring more than 100 points.

Defensively, the Panthers finished 16 steals, just one shy of the top 10 for a single-game in school history, while forcing Thomas into 25 turnovers which led to 37 points. Donaldson and Simonds each swiped three steals for the Panthers.

After a slow start in which Thomas took an early 13-11 lead as Javoris Cooks knocked down three 3-pointers, Georgia State used a 9-0 run to take a 20-13 lead with 10:51 to play.

Cooks finished the game with 24 points for the Night Hawks, making six 3-pointers. Traevon Graham came off the bench to add 12 points.

Minutes later, the Panthers used a 7-0 run to take a 32-19 lead with 7:17 remaining and never looked back. Georgia State went into the half leading 57-32 after using an 11-0 run with just under two minutes to play.

Making their Georgia State debuts, redshirt-sophomore Devin Mitchell and senior Justin Seymour each scored eight points, while sophomore Malik Benlevi also scored eight.

THOMAS 69													(4-0)	
Player	FG	3P	FT	O	D	Reb	PF	TP	A	To	Blk	Stl	Min	
Bonds, f.....	1-5	0-0	0-0	2	4	6	1	2	1	4	0	1	20	
Goss, c.....	0-1	0-0	0-0	0	1	4	0	0	0	1	0	0	6	
Cooks, g.....	7-12	6-10	4-4	0	1	1	3	24	2	0	0	0	25	
Rines, g.....	1-4	0-1	6-6	0	4	4	1	8	1	2	0	0	18	
Ford, g.....	1-4	0-0	2-2	0	2	2	4	4	0	4	0	0	15	
Gresham.....	4-12	1-5	3-4	2	1	3	2	12	0	2	0	1	20	
Myers.....	1-5	1-1	3-5	0	3	3	4	6	4	3	0	0	15	
Roulhac.....	1-2	0-0	0-2	1	1	2	2	2	0	1	0	0	18	
Tomic.....	3-5	1-2	4-7	4	2	6	4	11	0	4	0	0	22	
Williams.....	0-5	0-1	0-0	0	1	1	2	0	0	1	0	0	24	
Goodwin.....	0-5	0-2	0-0	0	0	0	1	0	0	2	0	0	11	
DiSipio.....	0-1	0-0	0-0	0	0	0	4	0	0	0	0	0	6	
Totals.....	19-61	9-22	22-30	15	19	34	32	69	8	25	0	2	200	
FG%	1st: 9-29	31.0%	2nd: 10-32			31.3%	Game: 31.1%							
3FG%	1st: 5-9	55.6%	2nd: 4-13			30.8%	Game: 40.9%							
FT%	1st: 9-12	75.0%	2nd: 13-18			72.2%	Game: 73.3%							

GEORGIA STATE 111													(1-0)	
Player	FG	3P	FT	O	D	Reb	PF	TP	A	To	Blk	Stl	Min	
Hollowell, f.....	5-15	2-5	11-12	2	3	5	2	23	1	0	1	2	18	
Clayton, f.....	5-6	0-0	1-2	4	9	13	2	11	0	4	5	2	26	
Williams, g.....	1-3	1-2	2-2	1	3	4	1	5	2	0	1	2	20	
Simonds, g.....	4-5	0-0	3-5	0	2	2	0	11	3	2	0	3	20	
Mitchell, g.....	3-3	2-2	0-0	0	0	0	3	8	1	3	1	1	13	
Felton.....	0-1	0-1	0-0	0	1	1	0	0	0	0	0	0	1	
Benlevi.....	3-7	1-4	1-2	2	1	3	3	8	1	0	1	1	17	
Dennis.....	2-3	0-0	2-4	0	1	1	1	6	4	0	0	1	20	
Donaldson.....	4-5	1-1	1-2	0	3	3	2	10	0	2	1	3	12	
Clerkley.....	0-0	0-0	0-0	0	0	0	1	0	0	0	1	0	5	
Seymour.....	2-4	0-0	4-4	0	3	3	3	8	2	1	0	0	13	
Session.....	1-6	0-1	2-2	0	2	2	4	4	2	1	1	0	10	
Thomas.....	5-8	2-2	5-6	0	1	1	3	17	1	0	1	1	21	
Cagles.....	0-2	0-2	0-0	0	2	2	1	0	1	0	0	0	4	
Totals.....	35-68	9-20	32-41	12	31	43	26	111	18	14	13	16	200	
FG% 1st:	18-36	50.0%	2nd:	17-32	53.1%	Game:	51.5%							
3FG% 1st:	6-12	50.0%	2nd:	3-8	37.5%	Game:	45.0%							
FT% 1st:	15-18	83.3%	2nd:	17-23	73.9%	Game:	78.0%							

Score by Periods	1st	2nd	Total
Georgia State	32	37	69
Thomas	57	54	111

Officials: Frankie Bordeaux, Evan Berg, Bryon Evans

Attendance: 1,690

Game 2: Nov. 14, 2016, 9 p.m. (SEC Network)

AUBURN 83, GEORGIA STATE 65

Auburn Arena • Auburn, Ala.

Cancun Challenge

Despite 20 points from both Jeremy Hollowell and Justin Seymour, Georgia State fell to Auburn 83-65 on Monday evening at Auburn Arena in the opening game of the Cancun Challenge. In uncharacteristic fashion, Georgia State (1-1) was called for 31 fouls and turned the ball over 18 times, including 15 in the first half, as two Panthers fouled out late in the game.

After shooting just 39.3 percent in the first half, Auburn (2-0) made 14-of-25 in the second half and knocked down 16-of-20 from the free throw line to pull away late. Georgia State trailed by just nine with 4:08 to play before the Tigers finished the game on a 13-4 run.

Hollowell scored 10 points in each half, knocking down 8-of-8 from the free throw line while pulling down five rebounds and dishing out four assists.

Seymour, one of four transfers in the starting line-up, scored 15 of his 20 points in the second half, going 8-of-16 from the floor while knocking down three 3-pointers.

After recording a double-double in the opener, senior Willie Clayton finished with just six points and four rebounds in 20 minutes, picking up a pair of fouls early in the first half before heading to the bench.

Daniel Purifoy and Jared Harper led Auburn with 19 points each, while Mustapha Heron just missed a double-double with 10 points and eight rebounds.

Georgia State was looking for its first win over an SEC opponent since a five-point win over Auburn in 2003. The Panthers will get another shot when they face Mississippi State in early December.

Both teams got in foul trouble early as nine fouls were called before the first media timeout and Auburn was in the bonus just over five minutes into the game.

Trailing by two, Auburn used a 6-0 run late in the half to take a 28-24 lead with 3:45 to play and went into the locker room leading 35-30.

After Georgia State cut the deficit to just two, 39-37 just over four minutes into the second half, Auburn responded with an 8-0 run to take a 47-37 lead with 14:29 to play before a Seymour 3-pointer.

GEORGIA STATE 65													(1-1)	
Player	FG	3P	FT	O	D	Reb	PF	TP	A	To	Blk	Stl	Min	
Hollowell, f.....	6-14	0-6	8-8	0	5	5	5	20	4	3	0	0	29	
Clayton, f.....	3-5	0-0	0-4	2	2	4	5	6	0	4	0	0	20	
Benlevi, g.....	2-8	0-1	0-0	1	3	4	3	4	0	2	1	3	18	
Williams, g.....	0-2	0-1	2-2	0	1	1	2	2	0	2	0	1	20	
Seymour, g.....	8-16	3-7	1-1	3	3	6	2	20	1	1	0	1	33	
Dennis.....	0-1	0-0	2-2	1	2	3	0	2	1	1	0	0	13	
Donaldson.....	1-2	0-0	0-1	0	1	1	3	2	1	1	0	0	12	
Clerkley.....	0-0	0-0	0-0	0	0	0	0	0	0	0	0	0	1	
Simonds.....	0-2	0-0	0-0	0	0	0	1	0	1	3	0	1	9	
Session.....	0-0	0-0	1-4	2	0	2	4	1	1	0	0	0	10	
Mitchell.....	0-3	0-3	0-0	1	2	3	3	0	0	0	0	0	14	
Thomas.....	2-7	2-5	2-2	2	2	4	3	8	0	1	2	2	21	
Totals.....	22-60	5-23	16-24	12	23	35	31	65	9	18	3	8	200	
FG%	1st: 11-25	44.0%	2nd: 11-35			31.4%	Game: 36.7%							
3FG%	1st: 1-9	11.1%	2nd: 4-14			28.6%	Game: 21.7%							
FT%	1st: 7-11	63.6%	2nd: 9-13			69.2%	Game: 66.7%							

AUBURN 83													(2-0)	
Player.....	FG	3P	FT	O	D	Reb	PF	TP	A	To	Blk	Stl	Min	
Spencer, f.....	5-7	0-0	2-3	3	1	4	4	12	1	1	0	1	21	
Purifoy, f.....	5-7	1-2	8-10	2	2	4	4	19	2	3	0	0	19	
Harper, g.....	5-10	4-6	5-8	0	4	4	4	19	2	2	0	3	26	
Brown, g.....	2-7	1-6	1-2	1	0	1	1	6	0	1	0	1	19	
Heron, g.....	1-7	0-3	8-10	1	7	8	2	10	0	2	0	0	27	
Dunans.....	3-6	0-1	0-2	0	5	5	2	6	2	3	2	0	24	
Smith.....	1-3	0-0	0-0	1	0	1	2	2	0	1	3	0	17	
Keim.....	0-0	0-0	1-2	0	1	1	0	1	0	0	0	0	1	
Macy.....	0-0	0-0	0-0	0	0	0	0	0	0	0	0	0	1	
Lang.....	1-3	1-3	1-2	1	3	4	1	4	1	2	0	1	21	
McLemore.....	2-2	0-0	0-0	1	4	5	1	4	0	0	1	0	8	
Cohen.....	0-0	0-0	0-0	0	0	0	0	0	0	0	0	0	1	
Waddell.....	0-0	0-0	0-0	0	0	0	0	0	0	0	0	0	1	
Johnson.....	0-1	0-0	0-0	0	1	1	2	0	5	1	0	1	13	
Tate.....	0-0	0-0	0-0	0	0	0	0	0	0	0	0	0	1	
Totals.....	25-53	7-21	26-39	10	29	39	23	83	13	16	6	7	200	
FG%	1st: 11-28	39.3%	2nd: 14-25			56.0%	Game:			47.2%				
3FG%	1st: 3-12	25.0%	2nd: 4-9			44.4%	Game:			33.3%				
FT%	1st: 10-19	52.6%	2nd: 16-20			80.0%	Game:			66.7%				

Score by Periods	1st	2nd	Total
Georgia State	30	35	65
Auburn	35	48	83

Officials: Antinio Petty, Sean Casey, A.J. Desai

Attendance: 6,980

Game 3: Nov. 18, 2016, 7 p.m. (Big Ten Network)

NO. 15 PURDUE 64, GEORGIA STATE 56

Mackey Arena • West Lafayette, Ind.

Cancun Challenge

Georgia State led for more than 30 minutes, but No. 15 Purdue finished the game on a 20-0 run to give the Boilermakers a 64-56 win over the Panthers at Mackey Arena on Friday night in the Cancun Challenge.

In his return to Indiana, senior Jeremy Hollowell finished with 15 points and five rebounds. Hollowell, who grew up in Indianapolis and attended Lawrence Central High School before playing two seasons at Indiana, opened the game red-hot, scoring nine points on 4-of-5 shooting before the second media timeout.

Georgia State (1-2) led 56-44 with 7:12 to play following a bucket by sophomore Malik Benlevi, quieting a crowd of 14,302. As four Panthers fouled out, Purdue (2-1) was able to take advantage, finishing the game 25-of-37 from the free throw line while Georgia State was just 7-of-11.

Georgia State had been looking to equal the highest-ranked opponent it had ever defeated in program history (St. Joseph's - 2001), but fell to 3-23 all-time against AP Top 25 teams.

Freshman D'Marcus Simonds added 13 points on 6-of-9 shooting for the Panthers.

Purdue was led by Caleb Swanigan who recorded a double-double with 19 points and 11 rebounds. Isaac Haas added 11 points, but the 7-2 big man was held without a rebound.

Georgia State held Purdue to just 37.8 percent shooting and 22.7 percent from 3-point range, while outrebounding the bigger Boilermakers 35-26.

As the game opened, Georgia State forced Purdue to miss 11 of its first 14 shots and kept the Boilermakers in check for the entire first half as they shot just 32 percent from the floor and 1-of-10 from 3-point range.

Georgia State went into the half leading 30-27.

The Panthers continued to push the pace in the second half, leading by double-digits on multiple occasions. With the shot clock about to expire with just under 12 minutes to play, Austin Donaldson pushed to the rim to give Georgia State a 51-39 lead.

On nearly three straight possessions, three Panthers followed out the game. Jordan Session was called for his fifth with 10:37 to play, followed by Willie Clayton with 10:24 remaining. Less than a minute later, Isaiah Dennis was called for his fifth with 9:35 to play. Before the game ended, Malik Benlevi also fouled out as Georgia State was called for 31 fouls.

Despite three players fouling out, Georgia State pushed the lead to 13 with 8:13 to play, but from that point were held to just one field goal the rest of the game.

GEORGIA STATE 56													(1-2)	
Player	FG	3P	FT	O	D	Reb	PF	TP	A	To	Blk	Stl	Min	
Hollowell, f.....	7-19	1-5	0-1	1	4	5	4	15	3	5	1	2	39	
Clayton, f.....	2-5	0-0	0-0	3	4	7	5	4	0	2	0	1	15	
Dennis, g.....	0-1	0-0	1-2	0	2	2	5	1	2	0	0	1	16	
Seymour, g.....	1-6	1-1	2-2	1	1	2	1	5	1	2	0	0	22	
Thomas, g.....	1-4	1-3	2-2	2	3	5	2	5	0	2	0	0	25	
Benlevi.....	2-3	1-2	0-0	1	2	3	5	5	0	2	0	2	18	
Donaldson.....	2-4	0-0	0-0	0	2	2	0	4	2	0	0	1	17	
Williams.....	0-0	0-0	0-0	0	1	1	1	0	0	1	0	0	7	
Clerkley.....	0-0	0-0	0-0	0	1	1	1	0	0	0	0	0	1	
Simonds.....	6-9	1-2	0-2	0	2	2	1	13	0	3	0	1	24	
Mitchell.....	0-1	0-1	0-0	0	0	0	1	0	0	1	0	0	3	
Totals.....	22-54	5-14	7-11	12	23	35	31	56	8	19	1	8	200	
FG%	1st: 12-31	38.7%	2nd: 10-23	43.5%	Game: 40.7%									
3FG%	1st: 2-6	33.3%	2nd: 3-8	37.5%	Game: 35.7%									
FT%	1st: 4-4	100.0%	2nd: 3-7	42.9%	Game: 63.6%									

Georgia State Men's Basketball Notes (page 26)

Game 4: Nov. 22, 2016, 12:30 p.m. (YouTube Live)

GEORGIA STATE 74, NJIT 53

Hard Rock Riviera Maya Hotel • Cancun, Mexico
Cancun Challenge

Georgia State closed the first half on an 18-0 run to propel the Panthers to a 74-53 win over NJIT on Tuesday afternoon in the first game of the Cancun Challenge at the Hard Rock Riviera Maya. The Panthers were led by freshman D'Marcus Simonds who scored a career-high 26 points.

Simonds finished 11-of-15 from the floor, sparking the first half run after coming off the bench.

Isaiah Dennis added 10 points on 5-of-6 shooting, while also grabbing five rebounds. Senior Willie Clayton, playing in his 100th career game, just missed a double-double with eight points and nine rebounds. Senior Jeremy Hollowell also came up just shy, scoring nine points and grabbing seven boards.

NJIT (2-3) was led by Damon Lynn who scored 15 points, while Osa Izevbuwa scored 13.

NJIT got off to a quick start, leading 16-6 less than eight minutes into the game. The Highlanders knocked down six 3-pointers in the first half, but Simonds' sparked Georgia State midway through the first half.

Trailing 19-10, Georgia State used a 6-0 run in the middle of a stretch of making six-straight shots, led by Simonds who finished the opening half with 12 points on 5-of-8 shooting.

Georgia State (2-2) trailed 27-21 with 5:18 to play in the first half before using an 18-0 run to end the half and take a 39-27 lead into the locker room. The Panthers shot 60 percent from the floor in the opening half, while forcing the Highlanders into 12 turnovers.

The Panthers came out equally hot in the second half. Leading 44-34 just under five minutes into the half, GSU used an 8-0 run with a pair of Simonds' baskets to build a 52-34 lead with 11:05 remaining.

NJIT used a 6-0 run to cut Georgia State's lead to 54-43 with 8:01 to play, but the Panthers responded with a 6-0 as the Highlanders were never able to cut the lead to single digits.

After shooting 52.6 percent in the first half, Georgia State held NJIT to just 22.6 percent shooting in the second half and just 34.0 percent for the game.

Georgia State finished the day shooting 57.1 percent from the floor, dominating the paint 50-12, as well as on the bench which outscored the Highlanders 43-9.

NJIT 53 (2-3)

Player	FG	3P	FT	O	D	Reb	PF	TP	A	TO	Blk	Stl	Min
Lewis, f.....	1-4	0-0	0-0	3	4	7	0	2	1	1	0	0	35
Coleman, g.....	2-10	2-6	1-3	1	7	8	2	7	2	3	2	1	29
Lynn, g.....	5-18	3-9	2-3	0	0	0	2	15	3	2	0	3	32
Izevbuwa, g.....	5-7	3-5	0-0	0	2	2	5	13	1	2	0	0	18
Ukavuba, g.....	2-4	1-2	2-4	0	1	1	4	7	1	4	0	1	34
Price.....	0-0	0-0	0-0	0	0	0	0	0	0	0	0	0	1
Jenkins.....	1-3	1-3	0-0	0	2	2	0	3	0	3	0	0	13
Gibbs.....	1-1	0-0	2-2	0	0	0	0	4	0	2	0	1	9
Tarke.....	0-2	0-2	0-1	0	3	3	0	0	1	2	0	1	11
Walsh.....	0-1	0-1	0-0	0	1	1	3	0	1	1	0	0	11
Alston.....	0-0	0-0	0-0	0	0	0	0	0	0	0	0	0	3
Bendary.....	0-0	0-0	2-2	1	0	1	1	2	0	0	0	0	4
Totals.....	17-50	10-28	9-15	7	22	29	17	53	10	21	2	7	200

FG%	1st: 10-19	52.6%	2nd: 7-31	22.6%	Game: 34.0%
3FG%	1st: 6-13	46.2%	2nd: 4-15	26.7%	Game: 35.7%
FT%	1st: 1-4	25.0%	2nd: 8-11	72.7%	Game: 60.0%

GEORGIA STATE 74 (2-2)

Player	FG	3P	FT	O	D	Reb	PF	TP	A	TO	Blk	Stl	Min
Hollowell, f.....	3-8	0-3	3-4	0	7	7	3	9	3	3	0	1	31
Clayton, f.....	4-4	0-0	0-4	3	6	9	1	8	0	3	2	0	24
Dennis, g.....	5-6	0-0	0-0	0	5	5	1	10	2	3	1	1	20
Seymour, g.....	1-2	0-1	0-1	0	2	2	2	2	0	2	0	0	12
Thomas, g.....	1-6	0-2	0-0	0	2	2	1	2	1	0	0	0	16
Felton.....	0-0	0-0	0-0	0	1	1	0	0	0	1	0	0	0
Benlevi.....	0-2	0-0	2-2	2	2	4	1	2	1	0	0	1	22
Donaldson.....	1-2	0-1	0-2	0	2	2	1	2	1	1	0	3	9
Williams.....	2-5	0-2	0-0	0	0	0	3	4	1	2	0	1	11
Clerkley.....	0-0	0-0	0-0	0	0	0	0	0	0	0	0	0	0
Simonds.....	11-15	1-2	3-3	0	1	1	4	26	1	0	0	1	29
Session.....	3-4	0-0	0-0	0	1	1	2	6	0	1	0	0	16
Mitchell.....	1-2	1-2	0-0	0	1	1	2	3	0	0	0	0	10
Cagle.....	0-0	0-0	0-0	0	0	0	0	0	0	0	0	0	0
Totals.....	32-56	2-13	8-16	7	32	39	21	74	10	16	3	8	200

FG%	1st: 18-30	60.0%	2nd: 14-26	53.8%	Game: 57.1%
3FG%	1st: 2-8	25.0%	2nd: 0-5	0.0%	Game: 15.4%
FT%	1st: 1-2	50.0%	2nd: 7-14	50.0%	Game: 50.0%

Score by Periods.....	1st	2nd	Total
NJIT.....	27	26	53
Georgia State.....	39	35	74

Officials: Kenny Clark, Darryl Smith, Donnie Olson

Attendance: 1,610

Game 5: Nov. 23, 2016, 3 p.m. (YouTube Live)

GEORGIA STATE 82, EASTERN KENTUCKY 65

Hard Rock Riviera Maya Hotel • Cancun, Mexico
Cancun Challenge

Georgia State won the Mayan Division of the Cancun Challenge at the Hard Rock Riviera Maya Hotel with an impressive 82-65 win over Eastern Kentucky. Senior Justin Seymour, who was named to the all-tournament team, finished with 15 points, knocking down 5-of-6 from 3-point range.

A day after scoring 26 points, freshman D'Marcus Simonds earned all-tournament MVP honors adding eight points and three steals in just 23 minutes for GSU which improved to 3-2.

Junior Isaiah Williams led the Panthers on Wednesday with 18 points on 6-of-8 shooting, knocking down a pair from 3-point range as Georgia State went 9-of-18 from beyond the arc. Despite 21 points from Nick Mayo and 10 points and eight rebounds from Zach Charles, Eastern Kentucky fell to 2-4.

After Georgia State took an early 6-4 lead, Eastern Kentucky responded with a 12-0 run to take a 16-6 with 14:39 to play. It marked the second-straight game the Panthers got down by 10 points early, before the defense stepped up.

Seymour helped spark a 14-0 Georgia State run as the Panthers took a 20-16 lead with just over 10 minutes to play. The Panthers pushed the run to 20-3 and led 26-19 with 7:32 and never looked back, leading for nearly 33 minutes of the game.

Seymour finished the first half with 12 points, going 4-of-4 from 3-point range as the Panthers led 41-33 at the half. Dating back to his days at Murray State, Seymour has knocked down 12-of-16 3-pointers against Eastern Kentucky in his last three match-ups with the Colonels.

Georgia State's bench outscored the Colonels 24-0 in the first 20 minutes, while holding Eastern Kentucky to just 3-of-16 from 3-point range.

Georgia State continued to apply pressure in the second half and pushed the lead to as many as 21 with just over a minute to play. The Panthers forced 18 turnovers which led to 18 points, swiping 13 steals and shooting 52.6 percent from the floor.

Senior Willie Clayton just missed another double-double with nine points and 15 rebounds, including seven on the offensive glass.

EASTERN KENTUCKY 65 (2-4)

Player	FG	3P	FT	O	D	Reb	PF	TP	A	TO	Blk	Stl	Min
Mayo, f.....	7-11	1-2	6-7	5	1	6	4	21	2	4	0	0	37
Charles, f.....	3-7	0-0	4-6	4	4	8	3	10	1	0	2	1	25
Gist, g.....	4-13	2-7	6-6	0	1	1	4	16	5	6	0	2	33
McGlone, g.....	1-6	1-6	0-0	1	0	1	4	3	3	1	0	1	27
Harrison, g.....	4-15	1-9	0-0	0	6	6	1	9	0	2	0	2	35
Adams.....	1-3	0-0	0-0	7	1	8	3	2	1	2	0	0	11
Dishman.....	0-1	0-0	1-2	0	2	2	0	1	0	0	0	0	5
Avare.....	1-5	1-5	0-0	0	1	1	0	3	0	2	0	0	22
Parke.....	0-0	0-0	0-0	0	0	0	0	0	0	0	0	0	1
Humphrey.....	0-0	0-0	0-0	0	0	0	0	0	0	0	0	0	1
Anderson.....	0-0	0-0	0-0	1	0	1	0	0	0	0	0	0	1
Chitts.....	0-2	0-2	0-0	0	0	0	0	0	1	1	0	0	2
Totals.....	21-63	6-31	17-21	19	17	36	19	65	13	18	2	6	200

FG%	1st: 11-31	35.5%	2nd: 10-32	31.3%	Game: 33.3%
3FG%	1st: 3-16	18.8%	2nd: 3-15	20.0%	Game: 19.4%
FT%	1st: 8-9	88.9%	2nd: 9-12	75.0%	Game: 81.0%

GEORGIA STATE 82 (3-2)

Player	FG	3P	FT	O	D	Reb	PF	TP	A	TO	Blk	Stl	Min
Hollowell, f.....	3-7	0-2	0-1	0	4	4	2	6	1	3	0	2	26
Clayton, f.....	4-5	0-0	1-3	7	8	15	3	9	0	4	0	1	27
Dennis, g.....	3-6	0-0	2-3	2	0	2	1	8	1	1	0	1	13
Simonds, g.....	3-9	0-1	2-2	1	2	3	0	8	0	1	0	3	23
Thomas, g.....	3-7	1-4	0-0	0	1	1	1	7	2	1	0	2	13
Felton.....	0-0	0-0	0-0	0	0	0	0	0	0	0	0	0	1
Benlevi.....	3-5	1-2	4-6	0	1	1	4	11	4	0	1	2	21
Donaldson.....	0-1	0-0	0-0	0	0	0	0	0	0	0	0	0	2
Williams.....	6-8	2-2	4-4	0	3	3	2	18	1	1	1	2	26
Clerkley.....	0-0	0-0	0-0	0	0	0	0	0	0	0	0	0	1
Seymour.....	5-6	0-0	0-0	0	3	3	3	15	3	2	0	0	32
Session.....	0-2	0-0	0-0	0	2	2	3	0	0	0	0	0	12
Mitchell.....	0-1	0-1	0-0	0	0	0	0	0	0	0	1	0	2
Cagle.....	0-0	0-0	0-0	0	0	0	0	0	0	0	0	0	0
Totals.....	30-57	9-18	13-19	12	23	35	19	82	12	15	2	13	200

FG%	1st: 16-33	48.5%	2nd: 14-24	58.3%	Game: 52.6%
3FG%	1st: 5-11	45.5%	2nd: 4-7	57.1%	Game: 50.0%
FT%	1st: 4-6	66.7%	2nd: 9-13	69.2%	Game: 68.4%

Score by Periods.....	1st	2nd	Total
Eastern Kentucky.....	33	32	65
Georgia State.....	41	41	82

Officials: Darryl Smith, Jeff Spedoske, Kenny Clark

Attendance: 1,610

Game 6: Nov. 30, 2016, 7 p.m. (ESPN3)

GEORGIA STATE 81, WRIGHT STATE 74

GSU Sports Arena • Atlanta, Ga.

On a night when both head coaches went barefoot to raise awareness for Samaritan's Feet, Georgia State earned an 81-74 win over Wright State in the GSU Sports Arena. Senior Jeremy Hollowell knocked down a career-high six 3-pointers and finished with 22 points to lead the Panthers.

Georgia State head coach Ron Hunter improved to 10-0 when coaching without shoes to raise awareness for Samaritan's Feet.

Hollowell, who scored 20 or more for the third time this season, finished 8-of-14 from the floor and 6-of-11 from 3-point range.

Junior Isaiah Williams added 19 points on 6-of-8 shooting and 3-of-4 from 3-point range in just 23 minutes. He and Hollowell combined for nine of Georgia State's 11 3-pointers.

Georgia State (4-2) improved to 39-4 in the GSU Sports Arena since the start of the 2013-14 season. Wright State (6-2) dropped just its second game of the season as Raider head coach Scott Nagy also coached barefoot. He was among the first two follow in Hunter's footsteps will working as the head coach at South Dakota State.

Despite trailing by as many as 24 in the second half, Wright State cut the lead to as few as five with just over a minute to play as Grant Benzinger got hot for the Raiders, finishing with 32 points, going 9-of-18 from the floor and 6-of-12 from 3-point range. He also grabbed eight rebounds and shot 8-of-9 from the free throw line.

The win marked the 107th for Hunter at GSU, tying him with former head coach Bob Reinhart for the most in school history.

Wright State opened the game red-hot from the floor, hitting 5-of-6 early. The Raiders took a 21-15 lead with 11:21 to play in the opening half, before both teams went through a cold stretch. Georgia State missed 8-of-9, while Wright State missed 11-of-13, as neither team could pull away.

However, the Panthers used a 7-0 run, capped by a jumper from Jordan Session to take a 22-21 lead with 7:15 to play.

Wright State retook the lead 31-30, before Georgia State used an 8-0 run in the final minutes and then went into the locker room with 41-33 lead following a Hollowell 3-pointer at the buzzer.

Georgia State came out hot in the second half, using an 11-0 run to take a 59-35 lead with 13:01 to play, while the Raiders started the half missing 9-of-10 from the floor. The 24-point margin was the Panthers biggest of the night.

Wright State responded with an 8-0 run to cut the lead to 59-43 with 9:31 to play before a D'Marcus Simonds put-back stopped the streak. Simonds finished with five points and six rebounds.

It took the Raiders until the 2:25 mark of the second half to get the deficit back to single digits and shaved the margin to five with just over a minute to play before a jumper by Williams put the Panthers back up by seven.

WRIGHT STATE 74 (6-2)

Player	FG	3P	FT	O	D	Reb	PF	TP	A	To	Blk	Sti	Min
Davis, f.....	4-8	1-2	3-4	3	1	4	3	12	0	3	0	0	31
Mitchell, g.....	1-2	0-0	2-2	2	6	8	4	4	2	5	1	0	29
LaTulip, g.....	2-6	2-5	0-0	0	1	1	4	6	4	0	0	1	29
Benzinger, g.....	9-18	6-12	8-9	3	5	8	3	32	2	3	0	0	29
Alstork, g.....	6-14	2-6	5-5	0	8	8	5	19	2	5	0	1	34
Hughes.....	0-3	0-2	0-0	3	2	5	2	0	2	1	0	1	17
Ernsthausen.....	0-0	0-0	1-2	0	1	1	1	1	1	1	0	0	23
Custer.....	0-2	0-2	0-0	0	0	0	1	0	1	0	1	0	8
Totals.....	22-53	11-29	19-22	11	25	36	23	74	14	19	2	3	200

2016-17 Georgia State Men's Basketball
Georgia State Combined Team Statistics (as of Nov 30, 2016)
All games

RECORD:	OVERALL	HOME	AWAY	NEUTRAL
ALL GAMES	4-2	2-0	0-2	2-0
CONFERENCE	0-0	0-0	0-0	0-0
NON-CONFERENCE	4-2	2-0	0-2	2-0

##	Player	gp-gs	min	avg	Total		3-Point		F-Throw		Rebounds				pf	dq	a	to	blk	stl	pts	avg
					fg-fga	fg%	3fg-fga	3fg%	ft-fa	ft%	off	def	tot	avg								
01	Hollowell, Jeremy	6-6	175	29.2	32-77	.416	9-32	.281	22-26	.846	3	27	30	5.0	21	2	13	19	3	7	95	15.8
15	Simonds, D'Marcus	6-3	122	20.3	26-47	.553	2-6	.333	9-14	.643	4	10	14	2.3	9	0	6	11	0	10	63	10.5
20	Seymour, Justin	6-3	125	20.8	19-39	.487	10-18	.556	9-12	.750	4	13	17	2.8	12	0	7	9	0	1	57	9.5
11	Williams, Isaiah	6-3	107	17.8	15-26	.577	6-11	.545	12-12	1.000	1	9	10	1.7	10	0	6	6	2	6	48	8.0
30	Thomas, Jeff	6-3	116	19.3	13-35	.371	6-18	.333	13-14	.929	5	11	16	2.7	12	0	5	4	3	5	45	7.5
21	Clayton, Willie	6-6	128	21.3	19-26	.731	0-0	.000	5-19	.263	19	31	50	8.3	20	2	0	19	7	4	43	7.2
02	Benlevi, Malik	6-2	122	20.3	13-29	.448	4-10	.400	8-12	.667	7	10	17	2.8	18	1	6	6	3	10	38	6.3
04	Dennis, Isaiah	6-3	93	15.5	11-19	.579	0-0	.000	7-11	.636	3	11	14	2.3	9	1	12	5	1	6	29	4.8
23	Session, Jordan	6-0	78	13.0	7-20	.350	0-2	.000	5-12	.417	9	6	15	2.5	22	1	3	3	3	1	19	3.2
10	Donaldson, Austin	6-0	65	10.8	8-16	.500	1-2	.500	1-5	.200	1	8	9	1.5	6	0	7	4	1	7	18	3.0
24	Mitchell, Devin	6-1	53	8.8	4-13	.308	3-11	.273	3-4	.750	1	3	4	0.7	12	0	2	5	2	1	14	2.3
34	Cagle, Carter	3-0	5	1.7	0-2	.000	0-2	.000	0-0	.000	0	2	2	0.7	1	0	1	0	0	0	0	0.0
14	Clerkey, Chris	6-0	9	1.5	0-0	.000	0-0	.000	0-0	.000	0	1	1	0.2	2	0	0	0	1	0	0	0.0
00	Felton, Nile	3-0	2	0.7	0-1	.000	0-1	.000	0-0	.000	0	2	2	0.7	0	0	0	1	0	0	0	0.0
Team											4	9	13					2				
Total.....		6	1200		167-350	.477	41-113	.363	94-141	.667	61	153	214	35.7	154	7	68	94	26	58	469	78.2
Opponents.....		6	1200		121-325	.372	48-153	.314	118-164	.720	68	132	200	33.3	130	-	69	113	13	31	408	68.0

TEAM STATISTICS	GSU	OPP	Date	Opponent	Score	Att.
SCORING	469	408	11/11/16	THOMAS	W 111-69	1690
Points per game	78.2	68.0	1 11/14/16	at Auburn	L 65-83	6980
Scoring margin	+10.2	-	2 11/18/16	at Purdue	L 56-64	14302
FIELD GOALS-ATT	167-350	121-325	3 11/22/16	vs NJIT	W 74-53	1610
Field goal pct	.477	.372	3 11/23/16	vs Eastern Kentucky	W 82-65	1610
3 POINT FG-ATT	41-113	48-153	11/30/16	WRIGHT STATE	W 81-74	1256
3-point FG pct	.363	.314				
3-pt FG made per game	6.8	8.0				
FREE THROWS-ATT	94-141	118-164				
Free throw pct	.667	.720				
F-Throws made per game	15.7	19.7				
REBOUNDS	214	200				
Rebounds per game	35.7	33.3				
Rebounding margin	+2.3	-				
ASSISTS	68	69				
Assists per game	11.3	11.5				
TURNOVERS	94	113				
Turnovers per game	15.7	18.8				
Turnover margin	+3.2	-				
Assist/turnover ratio	0.7	0.6				
STEALS	58	31				
Steals per game	9.7	5.2				
BLOCKS	26	13				
Blocks per game	4.3	2.2				
ATTENDANCE	2946	24502				
Home games-Avg/Game	2-1473	2-10641				
Neutral site-Avg/Game	-	2-1610				

* = Conference game
1 = Cancun Challenge (Auburn, Ala.)
2 = Cancun Challenge (West Lafayette, Ind.)
3 = Cancun Challenge (Cancun, Mexico)

Score by Periods	1st	2nd	Totals
Georgia State	238	231	469
Opponents	187	221	408

2016-17 Georgia State Men's Basketball
Georgia State Team Game-by-Game (as of Nov 30, 2016)
All games

TEAM STATISTICS

Opponent	Date	Score		Total		3-Pointers		Free throws		Rebounds											
				fg-fga	pct	3fg-fga	pct	ft-fta	pct	off	def	tot	avg	pf	a	t/o	blk	stl	pts	avg	
THOMAS	11/11/16	111-69	W	35-68	.515	9-20	.450	32-41	.780	12	31	43	43.0	26	18	14	13	16	111	111.0	
at Auburn	11/14/16	65-83	L	22-60	.367	5-23	.217	16-24	.667	12	23	35	39.0	31	9	18	3	8	65	88.0	
at Purdue	11/18/16	56-64	L	22-54	.407	5-14	.357	7-11	.636	12	23	35	37.7	31	8	19	1	8	56	77.3	
vs NJIT	11/22/16	74-53	W	32-56	.571	2-13	.154	8-16	.500	7	32	39	38.0	21	10	16	3	8	74	76.5	
vs Eastern Kentucky	11/23/16	82-65	W	30-57	.526	9-18	.500	13-19	.684	12	23	35	37.4	19	12	15	2	13	82	77.6	
WRIGHT STATE	11/30/16	81-74	W	26-55	.473	11-25	.440	18-30	.600	6	21	27	35.7	26	11	12	4	5	81	78.2	
Georgia State		469		167-350	.477	41-113	.363	94-141	.667	61	153	214	35.7	154	68	94	26	58	469	78.2	
Opponents		408		121-325	.372	48-153	.314	118-164	.720	68	132	200	33.3	130	69	113	13	31	408	68.0	

Games played: 6
Points/game: 78.2
FG Pct: 47.7
3FG Pct: 36.3
FT Pct: 66.7

Rebounds/game: 35.7
Assists/game: 11.3
Turnovers/game: 15.7
Assist/turnover ratio: 0.7
Steals/game: 9.7
Blocks/game: 4.3

2016-17 Georgia State Men's Basketball
Georgia State Opponent Game-by-Game (as of Nov 30, 2016)
All games

OPPONENT STATISTICS

Opponent	Date	Score		Total		3-Pointers		Free throws		Rebounds										
				fg-fga	pct	3fg-fga	pct	ft-fta	pct	off	def	tot	avg	pf	a	t/o	blk	stl	pts	avg
THOMAS	11/11/16	111-69	W	19-61	.311	9-22	.409	22-30	.733	15	19	34	34.0	32	8	25	0	2	69	69.0
at Auburn	11/14/16	65-83	L	25-53	.472	7-21	.333	26-39	.667	10	29	39	36.5	23	13	16	6	7	83	76.0
at Purdue	11/18/16	56-64	L	17-45	.378	5-22	.227	25-37	.676	6	20	26	33.0	16	11	14	1	6	64	72.0
vs NJIT	11/22/16	74-53	W	17-50	.340	10-28	.357	9-15	.600	7	22	29	32.0	17	10	21	2	7	53	67.2
vs Eastern Kentucky	11/23/16	82-65	W	21-63	.333	6-31	.194	17-21	.810	19	17	36	32.8	19	13	18	2	6	65	66.8
WRIGHT STATE	11/30/16	81-74	W	22-53	.415	11-29	.379	19-22	.864	11	25	36	33.3	23	14	19	2	3	74	68.0
Opponents		408		121-325	.372	48-153	.314	118-164	.720	68	132	200	33.3	130	69	113	13	31	408	68.0
Georgia State		469		167-350	.477	41-113	.363	94-141	.667	61	153	214	35.7	154	68	94	26	58	469	78.2

Games played: 6
Points/game: 68.0
FG Pct: 37.2
3FG Pct: 31.4
FT Pct: 72.0

Rebounds/game: 33.3
Assists/game: 11.5
Turnovers/game: 18.8
Assist/turnover ratio: 0.6
Steals/game: 5.2
Blocks/game: 2.2