



UT MARTIN SKYHAWKS

2017-18 MEN'S BASKETBALL

MBB SID CONTACT: RYNE RICKMAN
 EMAIL: RRICKMAN@UTM.EDU
 OFFICE PHONE: (731) 881-7632
 CELL PHONE: (270) 703-2601
 WEBSITE: WWW.UTMSPORTS.COM
 FACEBOOK: /UTMSPORTS
 TWITTER: @UTMSPORTS @UTM_GAMEDAY

SCHEDULE

Date	Opponent	Result
Nov. 10	at Marshall%	L 102-91 (OT)
Nov. 12	at Illinois%	L 77-74
Nov. 15	NC CENTRAL%	W 74-57
Nov. 18	at Akron	L 76-59
Nov. 22	at Southern%	L 69-66
Nov. 26	UMKC	L 65-55
Nov. 29	at LSU	L 84-60
Dec. 2	at Chattanooga	L 66-63
Dec. 5	at Arkansas State	W 92-78
Dec. 10	UC CLERMONT	W 127-92
Dec. 16	at Mississippi State	7 p.m.
Dec. 20	BLUE MOUNTAIN COLLEGE	7 p.m.
Dec. 22	ARKANSAS-PINE BLUFF	7 p.m.
Dec. 28	TENNESSEE STATE*	6 p.m.
Dec. 30	BELMONT*	6 p.m.
Jan. 4	at Austin Peay*	6 p.m.
Jan. 6	at Murray State*	7 p.m.
Jan. 11	EASTERN KENTUCKY*	7:30 p.m.
Jan. 13	MOREHEAD STATE*	6 p.m.
Jan. 18	at Eastern Illinois*	7:30 p.m.
Jan. 20	at SIUE*	1 p.m.
Jan. 25	at Jacksonville State*	7:30 p.m.
Jan. 27	at Tennessee Tech*	7:30 p.m.
Feb. 1	AUSTIN PEAY*	7:30 p.m.
Feb. 3	MURRAY STATE*	6 p.m.
Feb. 8	at Eastern Kentucky*	7 p.m.
Feb. 10	SOUTHEAST MISSOURI*	6 p.m.
Feb. 15	SIUE*	7 p.m.
Feb. 17	EASTERN ILLINOIS*	6 p.m.
Feb. 22	at Morehead State*	6:30 p.m.
Feb. 24	at Southeast Missouri*	4:15 p.m.
Feb. 28	OVC First Round\$	TBA
March 1	OVC Quarterfinals\$	TBA
March 2	OVC Semifinals\$	TBA
March 3	OVC Championship\$	TBA

HOME GAMES IN ALL CAPS AND BOLD
 % Global Sports Invitational
 * Ohio Valley Conference Game
 \$ Ford Center - Evansville, Ind.

PROBABLE STARTING LINEUPS

MISSISSIPPI STATE	UT MARTIN
#0 Nick Weatherspoon 11.0 ppg, 2.6 rpg, 2.8 apg	#1 Matthew Butler 17.3 ppg, 2.3 rpg, 3.2 apg
#11 Quindary Weatherspoon 13.1 ppg, 5.8 rpg, 4.4 apg	#4 Parrish Hewitt 7.1 ppg, 1.9 rpg, 1.5 apg
#23 Tyson Carter 13.3 ppg, 2.6 rpg, 1.7 apg	#5 Terrence Parker 5.5 ppg, 3.8 rpg, 0.6 apg
#24 Abdul Ado 6.4 ppg, 5.5 rpg, 0.1 apg	#11 Darius Thompson 6.4 ppg, 1.7 rpg, 1.4 apg
#35 Aric Holman 11.8 ppg, 7.6 rpg, 0.6 apg	#12 Fatodd Lewis 14.8 ppg, 9.1 rpg, 2.1 apg

SURGING SKYHAWKS HEAD TO MISSISSIPPI STATE IN SEARCH OF THEIR THIRD STRAIGHT VICTORY



UT MARTIN SKYHAWKS
 Record: 3-7

Ohio Valley: 0-0

Away: 1-6

Last 5: 2-3

2016-17: 22-13

Avg. PPG: 76.1

Def. PPG: 76.6

Top Scorer

#1 Matthew Butler
17.3 PPG

Top Rebounder

#12 Fatodd Lewis
9.1 RPG

Top Passer

#1 Matthew Butler
3.2 APG

Head Coach

Anthony Stewart
Mount Union, 1993
Second Season

Overall: 25-20

At UTM: Same



MISSISSIPPI STATE BULLDOGS
 Record: 8-1

Southeastern: 0-0

Home: 8-0

Last 5: 4-1

2016-17: 16-16

Avg. PPG: 75.6

Def. PPG: 62.2

Top Scorer

#23 Tyson Carter
13.3 PPG

Top Rebounder

#35 Aric Holman
7.6 RPG

Top Passer

#11 Quindary Weatherspoon
4.4 APG

Head Coach

Ben Howland
Weber College, 1979
Third Season

Overall: 439-240

At MSU: 38-34

ALL-TIME VS. MSU

Mississippi State leads 8-1

Last Meeting..... Nov. 28, 2015

Game Result..... @MSU 76, UTM 51

Streak..... MSU W7

First Meeting..... Dec. 17, 1980

UTM vs. MSU in Starkville..... 1-7

Streak in Starkville..... MSU W6

PLAYER TO WATCH

#12 Fatodd Lewis
 R-Junior Forward
 Memphis, Tenn.



Lewis is coming off one of the most dominant efforts in UT Martin history, as he accumulated a triple-double with career-highs of 34 points, 16 rebounds and 12 assists in the big win over UC Clermont last Sunday. He became just the fourth player in school history to rack up a triple-double and was the seventh Division-I player to accomplish the rare feat this season.

For his efforts, Lewis earned his first career adidas Ohio Valley Conference Player of the Week award on Monday.

SETTING THE STAGE

Coming off back-to-back victories for the first time this season, the University of Tennessee at Martin men's basketball team travels to Mississippi State for its final nonconference road game of the season.

Using this week to focus on their final examinations for the fall semester, the Skyhawks are back in action for the first time since a historic offensive effort in a 127-92 home victory over UC Clermont last Sunday. UT Martin poured in the second-most points in a single game in school history (only two points short of the record set in 1986) while also coming up just shy of single-game program records with 50 field goals made and 15 three-point field goals made.

In the win over UC Clermont, Fatodd Lewis posted the seventh triple-double in the Division-I ranks this season with career-highs of 34 points, 16 rebounds and 12 assists. Freshman Parrish Hewitt pitched in career-highs of 29 points, six rebounds, six assists, four steals and three blocks as the duo became the first pair of Skyhawks to score at least 25 points in a game since Marquis Weddle (39) and Lester Hudson (28) accomplished the feat against Samford on March 4, 2008.

UT Martin has lit up the scoreboard for 109.5 points per game in its last two outings after averaging 60.6 points over its previous five contests. A big key to the Skyhawks' recent success has been their accuracy from the charity stripe as UT Martin leads the Ohio Valley Conference in free throw percentage (.764).

Mississippi State entered the week as one of seven unbeaten Division-I squads before falling at No. 25 Cincinnati by a 65-50 margin on Tuesday. Junior forward Aric Holman equaled his career-high with 18 points while also hauling in 10 rebounds for his fourth career double-double. Brothers Quindary and Nick Weatherspoon added 12 points apiece for the Bulldogs, who outrebounded the Bearcats but shot just 30.2 percent (19-of-63) for the contest.

TEAM ROSTER



*Front Row (L to R): Lorenzen Wright, Jr., Darius Thompson, Delfincko Bogan, Matthew Butler, Parrish Hewitt, Kahari Beaufort.
Back Row (L to R): Da'Jon Streeter (no longer with team), Dominique Williams, Jerome Davis, Terrence Parker, Dalen Victor, Jailen Gill, Fatodd Lewis, Mike Fofana.*

No.	Name	Pos.	Ht.	Wt.	Class	Hometown (Previous School)
1	Matthew Butler	G	6-2	185	R-Sr.	Memphis, Tenn. (Rhode Island)
2	Delfincko Bogan	G	5-10	190	Jr.	Charleston, Mo. (Moberly Area CC)
4	Parrish Hewitt	G	6-3	175	Fr.	Memphis, Tenn. (Douglass HS)
5	Terrence Parker	C	6-9	230	Jr.	Wilson, NC (Three Rivers College)
10	Kevin Little	G	6-0	170	Sr.	Wyandanch, NY (Colorado State)
11	Darius Thompson	G	6-3	185	Jr.	Memphis, Tenn. (Mineral Area College)
12	Fatodd Lewis	F	6-8	225	R-Jr.	Memphis, Tenn. (Raleigh-Egypt HS)
13	Mike Fofana	F	6-8	210	So.	Memphis, Tenn. (Whitehaven HS)
15	Dominique Williams	F	6-6	205	Gr.	Washington, DC (Radford)
22	Kahari Beaufort	G	6-4	185	Sr.	Hartford, Conn. (Angelina College)
24	Jerome Davis	F	6-7	215	Jr.	Waukegan, Ill. (John A. Logan College)
25	Dalen Victor	C	6-10	210	R-Jr.	Orlando, Fla. (Eastern Oklahoma State College)
30	Jailen Gill	F	6-8	235	Jr.	Kansas City, Mo. (Antelope Valley College)
55	Lorenzen Wright, Jr.	G	6-4	185	Gr.	Memphis, Tenn. (Robert Morris)

Head Coach: Anthony Stewart (Mount Union, 1993), Second Season
Associate Head Coach: Jermaine Johnson (US Sports Academy, 2007), Fourth Season
Assistant Coach: DeAndre Walker (Fairmont State, 2004), Fourth Season
Assistant Coach: Zach Carpenter (Lee University, 2006), First Season
Video Coordinator: Jake Anderson (Kansas State, 2017), First Season
Director of Basketball Operations: Cole Christian (Iowa State, 2017), First Season

PRONUNCIATION GUIDE

2	Del-feen-ko Bow-gan	22	Kuh-hari Bew-fert
12	Fuh-todd Lewis	25	Day-len Victor
13	Mike Foe-fawn-ah	30	Jay-len Gill

PLAYER CAPSULES

1



MATTHEW BUTLER

R-Sr. • G • 6-2 • 185 • Memphis, Tenn. • Rhode Island

GP	PPG	RPG	APG	BPG	SPG	MPG
10	17.3	2.3	3.2	0.0	1.3	35.9

FG%: .449 • 3FG%: .358 • FT%: .800

- Ranks second in the OVC in 3FGM (2.9 per game), second in minutes played and fourth in scoring
- Has started in all 45 games of his two-year Skyhawk career
- Tossed in a season-best 27 points at Chattanooga (including UTM's last 15 points of the game)

2



DELFINCKO BOGAN

Jr. • G • 5-10 • 190 • Charleston, Mo. • Moberly Area CC

GP	PPG	RPG	APG	BPG	SPG	MPG
10	7.2	2.2	2.2	0.0	2.2	20.8

FG%: .542 • 3FG%: .560 • FT%: .750

- Leads the OVC in 3FG% while also ranking third in steals
- Had 5 points, 2 rebounds, 1 assist and 3 steals in 11 minutes against UC Clermont
- Went off for 23 points, 4 boards, 6 assists and 7 steals in 34 minutes at Illinois
- Ranked by JUCORecruiting.com as the 44th best prospect in the country

4



PARRISH HEWITT

Fr. • G • 6-3 • 175 • Memphis, Tenn. • Douglass HS

GP	PPG	RPG	APG	BPG	SPG	MPG
10	7.1	1.9	1.5	0.4	0.7	16.8

FG%: .542 • 3FG%: .400 • FT%: .900

- Current OVC Freshman of the Week
- Went off for career-highs of 29 points, 6 rebounds, 6 assists, 4 steals and 3 blocks last time out against UC Clermont
- Scored 16 points on a perfect 6-for-6 shooting effort at Arkansas State
- Tallied 13 points, 6 rebounds and 2 steals in 19 minutes against NC Central

5



TERRENCE PARKER

Jr. • C • 6-9 • 230 • Wilson, NC • Three Rivers College

GP	PPG	RPG	APG	BPG	SPG	MPG
10	5.5	3.8	0.6	0.5	0.3	14.3

FG%: .700 • 3FG%: .000 • FT%: .765

- Scored 12 points (4-5 FG, 4-4 FT) in 25 minutes at Arkansas State
- Had 10 points (on 4-of-4 shooting) and 6 rebounds in 17 minutes at Southern
- Became the first Skyhawk since two-time All-American Lester Hudson in 2007 to record a double-double in a season-opener (12 points, 10 rebounds at Marshall)

10



KEVIN LITTLE

Sr. • G • 6-0 • 170 • Wyandanch, NY • Colorado State

GP	PPG	RPG	APG	BPG	SPG	MPG
---	---	---	---	---	---	---

FG%: --- • 3FG%: --- • FT%: ---

- Will likely sit out this season after transferring from Colorado State
- Played his first two seasons at Maine, where he led the Black Bears in scoring during both seasons
- Led the America East Conference in 3FGM (2.7 per game) in 2015-16 after earning All-AEC Rookie honors in 2014-15

11



DARIUS THOMPSON

Jr. • G • 6-3 • 185 • Memphis, Tenn. • Mineral Area College

GP	PPG	RPG	APG	BPG	SPG	MPG
10	6.4	1.7	1.4	0.1	0.7	21.2

FG%: .396 • 3FG%: .348 • FT%: .900

- Leads UT Martin in FT% (.900; 18-of-20)
- Made his eighth start of the season vs. UC Clermont (5 points in 8 minutes)
- Logged a career-high 39 minutes at UTC
- Scored a career-best 16 points at LSU
- Dialed up 9 points to go along with career-highs in rebounds (4) and assists (4) against UMKC

12



FATODD LEWIS

R-Jr. • F • 6-8 • 225 • Memphis, Tenn. • Raleigh-Egypt HS

GP	PPG	RPG	APG	BPG	SPG	MPG
10	14.8	9.1	2.1	0.5	0.8	29.3

FG%: .500 • 3FG%: .346 • FT%: .818

- Ranks fourth in the OVC in rebounding and eighth in free throw percentage
- Became just the fourth Skyhawk ever to record a triple-double (career-highs of 34 points, 16 rebounds, 12 assists) last time out at UC Clermont
- Had 23 points and 14 boards at Ark. St.
- Tossed in 25 points at Southern

PLAYER CAPSULES

13



MIKE FOFANA

Sr. • F • 6-8 • 210 • Memphis, Tenn. • Whitehaven HS

GP	PPG	RPG	APG	BPG	SPG	MPG
9	2.1	1.9	0.9	0.1	0.3	14.6

FG%: .318 • 3FG%: .000 • FT%: .625

- Did not play last time out against UC Clermont (first DNP of season; illness)
- Returned to the starting lineup with a season-high with 5 points at Arkansas St.
- Logged 6 starts this season (including each of the first 5 games of the season)
- Had 5 points, 4 rebounds and a career-high 4 assists in 15 minutes at Marshall

15



DOMINIQUE WILLIAMS

Gr. • F • 6-6 • 205 • Washington, DC • Radford

GP	PPG	RPG	APG	BPG	SPG	MPG
10	6.3	3.6	0.4	0.2	0.2	19.5

FG%: .426 • 3FG%: .333 • FT%: .500

- Had 4 points in 8 minutes vs. UC Clermont
- Was named OVC Newcomer of the Week on Nov. 13 (UTM's first since 2015)
- Went off for 25 points in 37 minutes off the bench at Marshall, sending the game into overtime with a trifecta at the buzzer
- Played in 55 games at FIU from 2013-15 before graduating from Radford last May

22



KAHARI BEAUFORT

Sr. • G • 6-4 • 185 • Hartford, Conn. • Angelina College

GP	PPG	RPG	APG	BPG	SPG	MPG
8	3.8	1.8	0.8	0.3	0.6	13.9

FG%: .448 • 3FG%: .143 • FT%: .750

- Had 4 points, 3 rebounds, 2 assists and 4 steals in 17 minutes vs. UC Clermont
- Equaled career-highs in both points (15) and minutes played (30) vs. UMKC
- Made his first start of the season at Southern, securing 7 points and 5 boards
- Distributed 2 assists in 10 minutes off the bench in the opener at Marshall

24



JEROME DAVIS

Jr. • F • 6-7 • 215 • Waukegan, Ill. • John A. Logan College

GP	PPG	RPG	APG	BPG	SPG	MPG
7	1.0	0.4	0.1	0.0	0.0	2.9

FG%: .500 • 3FG%: .000 • FT%: .750

- Did not play last time out against UC Clermont (third DNP of the season)
- Scored 2 points and hauled in a rebound in 1 minute at Chattanooga
- Tallied 5 points, a rebound and an assist in just 6 minutes at Marshall
- Helped JALC go 24-7 and win its conference championship last season

25



DALEN VICTOR

R-Jr. • C • 6-10 • 210 • Orlando, Fla. • Eastern Oklahoma State College

GP	PPG	RPG	APG	BPG	SPG	MPG
---	---	---	---	---	---	---

FG%: --- • 3FG%: --- • FT%: ---

- Has not played yet this year (ineligible)
- Spent two seasons at EOCS, playing for former Murray State and Southeast Missouri head coach Scott Edgar
- Averaged 10.0 points with team-highs of 6.5 rebounds and 1.2 blocks per game as a sophomore in 2015-16, producing a pair of 20-plus point performances

30



JAILEN GILL

Jr. • F • 6-8 • 235 • Kansas City, Mo. • Antelope Valley College

GP	PPG	RPG	APG	BPG	SPG	MPG
10	3.7	3.8	0.2	1.2	0.5	13.2

FG%: .516 • 3FG%: .000 • FT%: .625

- Ranks seventh in the OVC in blocked shots
- Earned his first double-double (career-highs of 10 points and 10 rebounds) in only 18 minutes against UC Clermont
- Tallied 8 points, 8 rebounds, 2 blocks and 2 steals in a career-high 31 minutes at LSU
- Had 6 points, 7 rebounds, 1 assist and 3 blocks in 19 minutes against NC Central

55



LORENZEN WRIGHT, JR.

Gr. • G • 6-4 • 185 • Memphis, Tenn. • Robert Morris

GP	PPG	RPG	APG	BPG	SPG	MPG
8	2.8	0.9	0.3	0.0	0.4	6.6

FG%: .389 • 3FG%: .375 • FT%: .667

- Established a new career-high with 12 points (four 3-pointers) while adding 2 rebounds in only 14 minutes off the bench last time out against UC Clermont
- Tallied 8 points, 2 steals, 1 assist and 1 rebound in just 9 minutes vs. UMKC
- Son of the late Lorenzen Wright, a 14-year NBA veteran from 1996-2009

UT MARTIN QUICK FACTS

UT MARTIN QUICK FACTS

Founded: 1900; Senior College, 1951
Enrollment: 6,705
Nickname: Skyhawks
Colors: Navy Blue and Orange
Affiliation: NCAA Division I
Conference: Ohio Valley
Chancellor: Dr. Keith Carver
Director of Athletics: Kurt McGuffin
Athletics Web Site: www.UTMSports.com

UTM BASKETBALL PERSONNEL

Head Coach: Anthony Stewart
Alma Mater: Mount Union, 1993
Career Record: 25-20 (Second Season)
UTM Record: Same

Associate Head Coach: Jermaine Johnson
Alma Mater: US Sports Academy, 2007
Tenure at UT Martin: Fourth Season

Assistant Coach: DeAndre Walker
Alma Mater: Fairmont State, 2004
Tenure at UT Martin: Fourth Season

Assistant Coach: Zach Carpenter
Alma Mater: Lee University, 2006
Tenure at UT Martin: First Season

Video Coordinator: Jake Anderson
Alma Mater: Kansas State, 2017
Tenure at UT Martin: First Season

Director of Operations: Cole Christian
Alma Mater: Iowa State, 2017
Tenure at UT Martin: First Season

UTM BASKETBALL QUICK FACTS

2016-17 Overall Record: 22-13
2016-17 OVC Record: 10-6 (2nd)
Postseason: CIT Second Round
Players Returning/Lost: 4/12
Starters Returning/Lost: 1/4
Newcomers: 10

Arena: Kathleen and Tom Elam Center
Arena Capacity: 4,300
Press Row Number: (731) 881-7694

First Year of Basketball: 1951
All-Time Basketball Record: 766-978
All-Time OVC Record: 171-273
All-Time OVC Tournament Record: 5-12
OVC Tournament Appearances: 12
Last OVC Tournament Appearance: 2017
OVC Championships: 1 (2008-09 Regular Season)

INTERVIEW POLICIES

Media interviews with players and coaches are encouraged, and every effort will be made to accommodate media requests. In-person interviews are preferred. Telephone interviews can be arranged through the sports information office. Reach out to the sports information office for the best time to reach head coach Anthony Stewart.

POSTGAME AVAILABILITIES

Players and coaches will be available for interviews on the basketball court, after a brief cooling-off period at the conclusion of each game. Media will be provided full stat packages upon completion of each game. Skyhawk head coach Anthony Stewart and selected players will be made available upon request. Space will be made available following postgame interviews for filing stories.

CREDENTIALS

Media credentials are required for all Skyhawk home games and can be obtained through the sports information office. Please notify sports information director Ryne Rickman at least 24 hours in advance of home games and at least 72 hours in advance of road games. A designated media parking lot is located outside the north entrance of the Elam Center. There is no charge for parking but a pass must be obtained through the sports information office.

PRESS ROW

The Kathleen and Tom Elam Center press row has wireless internet access for all working members of the media. Live stats for home games are offered by StatBroadcast and can be found at www.UTMStats.com.

ON THE WEB

A wealth of resources for the UT Martin sports information department can be found at www.UTMSports.com. The site features updated schedules, rosters, player information, scores, statistics and game notes.

SKYHAWKS IN PRINT

The name of our institution is The University of Tennessee at Martin and if abbreviated, should be referred to as UT Martin. The University of Tennessee at Martin should be used as the first reference in a news story. UT Martin should be used in subsequent references and UTM is acceptable in headlines. Tennessee-Martin, UT-Martin, UT or Martin should never be used. The description Skyhawks should be used to represent all UT Martin athletic teams. Hawks should never be used.



QUICK HITS

UTM ALL-TIME AGAINST THE SEC

The Skyhawks are 1-40 all-time against current members of the Southeastern Conference. This is the second of two SEC opponents on UT Martin's 2017-18 schedule, as the Skyhawks fell by an 84-60 margin at LSU on Nov. 29.

UT Martin has faced Mississippi State (1-8) the most, followed by LSU (0-5), Missouri (0-5), Vanderbilt (0-5), Tennessee (0-4), Alabama (0-3), Arkansas (0-3), Ole Miss (0-3), Auburn (0-2) and Kentucky (0-2).

The Skyhawks have never faced current SEC teams Florida, Georgia, South Carolina or Texas A&M.

LOOKING BACK AT THE WIN VS. MSU

UT Martin pulled off a shocking upset against Mississippi State on Dec. 12, 1981, when it defeated the Bulldogs by 24 points (65-41) in Starkville.

In front of 3,507 fans, the then-Pacers were led by junior Larry Martin's 20 points while sophomore Darrell Smith paced the squad with 13 rebounds. Mississippi State's team was coached by Bob Boyd and featured three future draft picks in Jeff Malone, Terry Lewis and Kilpatrick Wells.

UT Martin would finish 20-11 that season under former LSU assistant Art Tolis. The Bulldogs ended the year with an 8-19 record.

SHUFFLING THE STARTING LINEUP

The Skyhawks have used nine different starting lineup combinations through 10 games, which is the most out of 352 NCAA Division-I teams. A total of 10 UT Martin players have made at least one start while only Matthew Butler has started in every contest this year.

LIGHTING UP THE SCOREBOARD

The Skyhawks' 127 points against UC Clermont were the second-highest scoring performance in UT Martin history, just shy of the school record of 129 points set against Miles College on Dec. 17, 1986 (a span of 901 games). It was also the most points produced by an OVC team since Murray State posted 138 points against Campbellsville on Nov. 30, 1994.

UT Martin's 50 field goals and 15 three-pointers against UC Clermont were also just one make short of all-time single-game school records.

LEWIS COMPILES A TRIPLE-DOUBLE

Fatodd Lewis collected career-highs of 34 points, 16 rebounds and 12 assists in the Skyhawks' big win over UC Clermont. It was the 16th triple-double in Ohio Valley Conference history while he joined Lester Hudson (2008), Deville Smith (2015) and Kedar Edwards (2016) as the only UT Martin players to ever accomplish that feat.

LEWIS/HEWITT EARN OVC HONORS

Fatodd Lewis (Player) and Parrish Hewitt (Freshman) were each recognized by the Ohio Valley Conference as adidas Player of the Week on Dec. 11. It marked the first time since Feb. 9, 2009 that two different

Skyhawks pick up an OVC honor on the same week (Lester Hudson won Player) and Reuben Clayton won Newcomer).

HIGH-SCORING HEWITT

Parrish Hewitt tossed in a career-best 29 points in the 127-92 home victory over UC Clermont on Dec. 10. That marked the first time a UT Martin freshman had scored at least 29 points since all-time leading scorer Myles Taylor tallied 31 points at Kennesaw State on Feb. 4, 2012.

HOME SWEET HOME

UT Martin has established quite a home court advantage in the Kathleen and Tom Elam Center, generating a 35-8 home mark (.814 winning percentage) since the start of the 2014-15 season. UT Martin's 14 home victories (against just two losses) in 2016-17 were the most since the 1987-88 season.

TOUGH EARLY SLATE

The Skyhawks faced four consecutive programs that won at least 20 games to begin their 2017-18 campaign.

UT Martin led by 15 points at the half before falling in overtime against Marshall (20 wins) in the season opener. Two days later at Illinois (20 wins), the Skyhawks narrowly fell by three points.

UT Martin then hosted a North Carolina Central (25 wins) squad on Nov. 15, turning away the defending Mid-Eastern Athletic Conference champions by a 74-57 margin. The Skyhawks then traveled to Akron (27 wins) and were within two points in the second half of the defending Mid-American Conference champions before falling.

FIRST ROAD WIN AT ARKANSAS STATE

UT Martin led by as many as 17 points and led for over 32 minutes of clock time in a convincing 92-78 win at Arkansas State. The Skyhawks connected on a season-high 61.5 percent (32-of-52) of their field goal attempts in the contest.

BUTLER PUTS ON A SHOW AT UTC

Matthew Butler went off for a season-high 27 points for UT Martin in the 66-63 setback at Chattanooga. The 6-2, 185-pound sharpshooter scored the Skyhawks' final 15 points of the game, nailing a trio of three-pointers, a pair of midrange jumpers and two free throws over the final 7:48.

TRADING BLOWS AT ILLINOIS

UT Martin showed plenty of fight when pitted against Big Ten Conference foe Illinois on Nov. 12.

The Skyhawks trailed by 16 points with 3:48 remaining but closed the contest on a 16-3 run, eventually giving themselves a chance to force overtime before a pair of three-point attempts came up short in the final three seconds of a 77-74 loss.

BOGAN SHOWS OUT AGAINST ILLINI

Delfinco Bogan pieced together a remarkable stat line in the Skyhawks' slim 77-74 loss at Illinois. The junior guard came off the bench to dial up 23 points (on 9-of-15 shooting, four rebounds, six assists and

seven steals in 34 minutes of play.

Bogan became only the fifth UT Martin player to swipe seven steals since 2002, joining Kedar Edwards (seven at Arkansas-Pine Bluff on Dec. 1, 2016), Delrico Lane (seven at FIU on Dec. 27, 2008), two-time All-American Lester Hudson (accomplished the feat five times, including 10 in his famous quadruple-double performance against Central Baptist on Nov. 13, 2007) and Jeremy Kelly (seven against Tennessee State on Feb. 9, 2006).

NEAR UPSET IN SEASON OPENER

UT Martin was so close to pulling off a victory in its season opener before falling by a 102-91 margin in overtime at Marshall.

The Skyhawks seized control midway through the first half and led for 27 minutes of clock time. UT Martin took a 46-31 lead into the locker room at the halftime break and led by four points with under two minutes to go in regulation.

However, Marshall was able to send the contest into overtime and connected on 75 percent (6-of-8) of its field goal attempts in the extra period.

QUITE A DEBUT FOR WILLIAMS

Graduate transfer Dominique Williams had a memorable debut for UT Martin in the Skyhawks' 102-91 overtime setback at Marshall.

Williams came off the bench to score 25 points (on 10-of-12 shooting) and snare six rebounds in 37 minutes of play. His clutch three-pointer from the left wing as time expired in regulation tied the score at 83-all and sent the game into overtime.

Williams became the first UT Martin player to score at least 25 points off the bench since Mike Liabo tallied 32 points in 25 minutes off the bench at Morehead State on Jan. 18, 2014. He also became only the fourth Skyhawk since 2002 to score at least 25 points in a season-opener, joining Jeremy Kelly (31 points at Louisville in 2005), two-time All-American Lester Hudson (27 points against Maryville in 2008, 35 points at Memphis in 2007) and current teammate Matthew Butler (25 points at Ole Miss in 2016).

Williams transferred to UT Martin from Radford, where he was injured last season but graduated with a degree in interdisciplinary studies. He also played for two seasons (2013-15) at FIU.

PARKER MUSCLES UP AT MARSHALL

Junior center Terrence Parker posted a double-double of 12 points and 10 rebounds in 28 minutes off the bench in the season-opening 102-91 overtime loss at Marshall.

Parker became just the second Skyhawk since 2002 to compile a double-double in a season-opener, joining two-time All-American Lester Hudson (35 points, 10 rebounds at Memphis on Nov. 5, 2007).

SKYHAWKS TABBED EIGHTH IN OVC

Despite coming off a school-record 22 victories and making their second straight Ohio Valley Conference Tournament championship game, UT Martin was



QUICK HITS

picked eighth in the preseason predicted order of finish by the league's head coaches and sports information directors.

BUTLER NAMED PRESEASON ALL-OVC

Matthew Butler was named to the 11-member Preseason All-Ohio Valley Conference team for the 2017-18 season.

A 6-2, 185-pound guard, Butler garnered All-OVC Newcomer status in his debut campaign last season for the Skyhawks. As the only UT Martin player to start in all 35 games, he ranked third in the OVC in minutes played (35.8 per game), eighth in three-point field goals made (2.3 per game) and 10th in assists (3.7 per game) while tossing in 13.7 points and nabbing 2.9 rebounds per contest.

STEWART INKS EXTENSION

On Aug. 24, Anthony Stewart signed a rolling five-year contract extension to remain as the Skyhawk head coach through the 2021-22 season.

Stewart was the Skyhawks' associate head coach for two seasons before he was elevated to head coach on April 21, 2016. He proceeded to guide UT Martin to one of its best seasons in school history, tying a

school record with 22 victories, clinching its first-ever outright Ohio Valley Conference West division championship, advancing to the OVC Tournament championship for the second consecutive season and making its third straight postseason appearance in 2016-17.

Stewart was selected as one of 21 finalists for the 2017 Ben Jobe National Coach of the Year Award, given to the nation's top Division-I minority head coach. His 22 wins were the third-highest total of the 29 first-year head coaches in Division-I basketball, trailing only New Mexico State's Paul Weir (28) and Valparaiso's Matt Lottich (24).

FAMILIAR SITUATION

The Skyhawks look to reload in 2017-18 as head coach Anthony Stewart turns to 10 newcomers to fill the shoes of four departed starters - two of whom claimed All-Ohio Valley Conference accolades. Those four starters were all seniors who combined to make 122 starts in 2016-17.

However, UT Martin faced a similar predicament last season and responded with one of the best seasons in school history. Going into the 2016-17 campaign, the Skyhawks had nine newcomers and

also had to replace four starters. UT Martin proved to be up to the task as the program tied the school record with 22 victories while generating single-season records for points (2,693), field goals made (966), rebounds (1,312) and assists (555).

REMARKABLE THREE-YEAR RUN

Since 2014, UT Martin can make a case that it is not only one of the top programs in the Ohio Valley Conference but in the state of Tennessee as well.













The Skyhawks are the only program in the OVC to win at least one postseason game in each of the last three seasons - notching five victories in the CollegeInsider.com Postseason Tournament in that span. UT Martin's 63 victories over that stretch are the most for any three-year span in school history while this is also the first time that the Skyhawks have tallied three consecutive 20-win seasons.

UT Martin is also one of only two Division-I programs in the state of Tennessee to accumulate a trio of 20-win seasons from 2014-17.

For more information on the Skyhawks' recent success on the hardwood, see the graphic located below.

DID YOU KNOW?

THE SKYHAWKS ARE ONE OF ONLY TWO DIVISION-I SCHOOLS IN THE STATE OF TENNESSEE TO WIN AT LEAST 20 GAMES IN EACH OF THE LAST THREE SEASONS!

		<u>14-15</u>	<u>15-16</u>	<u>16-17</u>
	UT MARTIN	21	20	22
	BELMONT	22	20	23
	MIDDLE TENNESSEE	19	25	31
	CHATTANOOGA	22	29	19
	ETSU	16	24	27
	MEMPHIS	18	19	19
	TENNESSEE	16	15	16
	VANDERBILT	21	19	19
	TENNESSEE TECH	12	19	12
	TENNESSEE STATE	5	20	17
	AUSTIN PEAY	8	18	11
	LIPSCOMB	14	12	20

HEAD COACH ANTHONY STEWART



Coming off one of the most successful seasons in program history, Anthony Stewart is in his second season as head coach of the UT Martin men's basketball program in 2017-18.

Since Stewart joined the Skyhawk program as the associate head coach under Heath Schroyer in 2014, the team has compiled 63 victories (most in a three-year span) and three 20-win campaigns, which is the first time a UT Martin team has won at least 20 games in three consecutive seasons. Also in that span, the Skyhawks have won five postseason games and is the only Ohio Valley Conference school to win at least one postseason game in each of the last three seasons.

Stewart was appointed as head coach on April 21, 2016 and presided over another milestone season in 2016-17. UT Martin's 22 wins equaled the school record for most single-season victories, as the Skyhawks shattered the school's single-season record in points (2,693), field goals (966), rebounds (1,312) and assists (555). UT Martin won its first-ever outright OVC West division championship and advanced to the OVC Tournament championship game for the second consecutive year.

After his debut season, Stewart was selected as one of 21 finalists for the 2017 Ben Jobe National Coach of the Year Award, given annually to the nation's top Division-I minority head coach. His 22 wins were the third-highest total of the 29 first-year head coaches in Division-I basketball, trailing only New Mexico State's Paul Weir (28) and Valparaiso's Matt Lottich (24).

The Skyhawks' 14 home wins in 2016-17 were the most in the school's Division-I Era (since 1992) and were the most for the program since 1987-88. UT Martin's 10 nonconference wins were tied for the most in program history and were the most since 1986-87.

In Stewart's final season as associate head coach, the Skyhawks shared the program's first-ever OVC West division title in 2015-16. UT Martin also advanced to the OVC Tournament championship game for the first time in school history in 2015-16 before amassing another win in the CollegeInsider.com Postseason Tournament.

In 2014-15, the Skyhawks went 21-13 - finishing just one win shy of the program record. The 21 wins marked a 13-win improvement from the previous season, which ranked as the fourth-best turnaround in the Division-I ranks.

UT Martin set a program record and led the nation with 12 road victories in 2014-15, including three straight road wins in the CollegeInsider.com Postseason Tournament. The Skyhawks advanced all the way to the Final Four of the CIT, recording their first three postseason wins in the school's Division-I history (since 1992) in the process.

Stewart spent two seasons at Ohio University in Athens, Ohio before venturing to UT Martin. The Bobcats went 49-22 in Stewart's tenure, which included a pair of postseason appearances.

In 2013-14, Stewart helped Ohio to a 25-12 record and a quarterfinals appearance in the CollegeInsider.com Postseason Tournament (CIT).

That followed a 2012-13 season where the Bobcats tallied a 24-10 record, earned a share of their first Mid-American Conference regular season championship since 1993-94 and earned a spot in the National Invitation Tournament (NIT).

While at Ohio, Stewart helped sign Maurice Ndour (top 100 junior college player, second team All-MAC and National Mid Major Player of the Week on Feb. 3, 2014), Travis Wilkins (junior college All-American), Tariq Owens (top 100 player out of high school) and Nehemias Morriilo (member of the Dominican National Team).

Stewart also spent time at Southern Illinois (2011-12), where he worked under head coach Chris Lowery. During his time in Carbondale, he signed Jeff Early, who was a junior college All-American from Monroe College.

Prior to that, Stewart worked alongside Schroyer at Wyoming from 2007-11. He helped recruit seven All-Mountain West Conference players while helping lead the Cowboys to 19 wins and an appearance in the College Basketball Invitational in 2011. He also inked Afam Muojeke, who was named the MWC Freshman of the Year accolades in 2008-09, breaking the all-time freshman scoring record at Wyoming.

Stewart also coached two seasons at Long Beach State (2004-06) and three years at Columbus State Community College (2001-04). He was directly responsible for recruiting Desmar Jackson (2009-10 Freshman All-American) at Wyoming, Aaron Nixon (No. 1 junior college player in the country, 2006-07 Big West Conference Player of the Year) at Long Beach State.

Stewart helped develop Columbus State into one of the best Division-II junior college programs in the nation. In 2003-04, the Cougars tallied an impressive 29-2 overall record and at one point were ranked No. 1 in the nation before falling to Cuyahoga Community College, the eventual national champion. Overall, Stewart recruited three All-Americans and five all-conference first teamers while tallying a 86-36 record at Columbus State.

A native of Akron, Ohio, Stewart played collegiately at University of Mount Union in Alliance, Ohio. He was a two-time Most Valuable Player in basketball while he also lettered three years on the Mount Union baseball squad as a pitcher. He graduated with a bachelor's degree in business management in 1993.

Stewart completed his Master's degree in business administration from Chancellor University in Cleveland, Ohio in 2006.



LINEUPS/SITUATIONS

Date.....	Opponent	G	G	G/F	F	F/C
Nov. 10.....	at Marshall.....	Butler.....	Thompson.....	Fofana	Lewis.....	Gill
Nov. 12.....	at Illinois	Butler.....	Thompson.....	Fofana	Williams	Parker
Nov. 15.....	NC Central.....	Butler.....	Thompson.....	Fofana	Williams	Gill
Nov. 18.....	at Akron	Butler.....	Thompson.....	Fofana	Williams	Gill
Nov. 22.....	at Southern	Butler.....	Beaufort.....	Fofana	Lewis.....	Parker
Nov. 26.....	UMKC	Butler.....	Bogan.....	Hewitt	Lewis.....	Williams
Nov. 29.....	at LSU	Butler.....	Thompson.....	Beaufort.....	Lewis.....	Gill
Dec. 2.....	at Chattanooga	Butler.....	Thompson.....	Bogan.....	Lewis.....	Gill
Dec. 5.....	at Arkansas State.....	Butler.....	Thompson.....	Fofana	Lewis.....	Parker
Dec. 10.....	UC Clermont	Butler.....	Thompson.....	Hewitt	Lewis.....	Parker
Dec. 16.....	at Mississippi State					
Dec. 20.....	Blue Mountain					
Dec. 22.....	Arkansas-Pine Bluff					
Dec. 28.....	Tennessee State					
Dec. 30.....	Belmont					
Jan. 4.....	at Austin Peay					
Jan. 6.....	at Murray State					
Jan. 11.....	Eastern Kentucky					
Jan. 13.....	Morehead State					
Jan. 18.....	at Eastern Illinois					
Jan. 20.....	at SIUE					
Jan. 25.....	at Jacksonville State					
Jan. 27.....	at Tennessee Tech					
Feb. 1.....	Austin Peay					
Feb. 3.....	Murray State					
Feb. 8.....	at Eastern Kentucky					
Feb. 10.....	Southeast Missouri					
Feb. 15.....	SIUE					
Feb. 17.....	Eastern Illinois					
Feb. 22.....	at Morehead State					
Feb. 24.....	at Southeast Missouri					

Playing at home	2-1
Playing on the road	1-6
Playing at a neutral site.....	0-0
Playing day games	1-3
Playing night games	2-4
Playing in November.....	1-6
Playing in December	2-1
Playing in January.....	0-0
Playing in February	0-0
Playing in March	0-0
Playing on a Monday.....	0-0
Playing on a Tuesday.....	1-0
Playing on a Wednesday.....	1-2
Playing on a Thursday	0-0
Playing on a Friday	0-1
Playing on a Saturday.....	0-2
Playing on a Sunday.....	1-2
Playing in overtime.....	0-1
Playing in double overtime.....	0-0
Playing in triple overtime.....	0-0
Leading at halftime.....	3-2
Trailing at halftime.....	0-5
Tied at halftime	0-0
Game is decided by single digits.....	0-3
Game is decided by double digits	3-4

Leading with 5 minutes left in second half	3-1
Trailing with 5 minutes left in second half	0-6
Tied with 5 minutes left in second half.....	0-0
Leading with 2 minutes left in second half	3-1
Trailing with 2 minutes left in second half	0-5
Tied with 2 minutes left in second half.....	0-1
Scoring less than 60 points.....	0-2
Scoring 60-69 points.....	0-3
Scoring 70-79 points.....	1-1
Scoring 80 or more points.....	2-1
Shooting under 40 percent	0-0
Shooting 40-50 percent	1-6
Shooting over 50 percent	2-1
Opponent shoots under 40 percent.....	1-1
Opponent shoots 40-50 percent	2-6
Opponent shoots over 50 percent.....	0-0
Making more 3-pointers than opponent.....	1-2
Making less/same 3-pointers than opponent	2-5
Shooting more free throws than opponent.....	3-0
Opponent shoots more/same free throws	0-7
Outrebounding opponent	3-2
Opponent outrebounds UT Martin/same amount.....	0-5
Forcing more turnovers than committing.....	3-1
Committing more/same turnovers than opponent	0-6

GAME-BY-GAME RECAPS

GAME 1

	1	2	OT	F
	46	37	8	91
	31	52	19	102

Friday, Nov. 10
Cam Henderson Center - Huntington, W.Va.
UTM: 0-1 / MU: 1-0

HIGH	UTM	MU
Points:	Williams (25)	Elmore (38)
Rebounds:	Parker (10)	Penava (10)
Assists:	Butler/Fofana (4)	Elmore (8)
Blocks:	None	Mijovic (1)
Steals:	Bogan (2)	Penava/Elmore (2)

SKYHAWKS OUTLASTED BY MARSHALL IN 102-91 SEASON-OPENING OVERTIME SETBACK

The UT Martin men's basketball squad led for over 27 minutes of clock time but could not halt a late Marshall charge in a 102-91 loss in the 2017-18 season opener.

The Skyhawks came out of the gate strong, securing a 46-31 halftime lead. UT Martin maintained a four-point advantage with less than two minutes to play in regulation before the Thundering Herd went on top by three points with 5.5 seconds remaining. Graduate transfer Dominique Williams then came up with a clutch play, sending the contest into overtime after swishing a trifecta from the left wing. However, Marshall was able to outscore the Skyhawks by a 19-8 margin in overtime.

Williams poured in 25 points (on 10-of-12 shooting) to go along with six rebounds in 37 key minutes off the bench. Matthew Butler tossed in 20 points and a team-best four assists while playing all 45 minutes. Terrence Parker (12 points, 10 rebounds in 28 minutes) and Delfinco Bogan (10 points, three assists, two steals in 33 minutes) also gave UT Martin a spark off the bench.

Marshall was led by reigning Conference USA Player of the Year Jon Elmore, as the junior tallied game-highs of 38 points and eight assists. CJ Burks (23 points), Adjin Penava (20 points, 10 rebounds) and Jarrod West (10 points, five assists) also paced the Thundering Herd.

GAME 2

	1	2	F
	29	45	74
	44	33	77

Sunday, Nov. 12
State Farm Center - Champaign, Ill.
UTM: 0-2 / UI: 2-0

HIGH	UTM	UI
Points:	Bogan (23)	Black (23)
Rebounds:	Lewis (7)	Black (8)
Assists:	Bogan (6)	3 Tied (3)
Blocks:	3 Tied (1)	3 Tied (1)
Steals:	Bogan (7)	Frazier (2)

UTM'S COMEBACK ATTEMPT COMES UP JUST SHORT AT ILLINOIS, 77-74

The UT Martin men's basketball team pushed Big Ten Conference member Illinois to the brink but the Skyhawks narrowly fell by a 77-74 margin at the State Farm Center.

After a late Fighting Illini run in the first half led to a 15-point UT Martin deficit at the break, Illinois expanded its lead out to 19 points early in the second half. After the Skyhawks trailed by 16 points with under four minutes to go, UT Martin continued to chip away and eventually had two chances to tie the game in the final three seconds. However, Illinois eluded overtime as the Skyhawks could not manage a game-tying field goal.

UT Martin was led by junior guard Delfinco Bogan, who produced a stat line of 23 points, four rebounds, six assists and seven steals in 34 minutes off the bench. Matthew Butler added 16 points while Dominique Williams tossed in 15 points for the Skyhawks. Fatodd Lewis tallied eight points and a team-best seven rebounds for UT Martin, who shot 50 percent (16-of-32) in the second half to put a scare into the Fighting Illini.

Leron Black produced team-highs of 23 points, eight rebounds and three assists for Illinois. The Fighting Illini also received double-digit scoring efforts from Mark Smith (13 points), Michael Finke (12 points) and Aaron Jordan (10 points).

GAME 3

	1	2	F
	24	33	57
	42	32	74

Wednesday, Nov. 15
Elam Center - Martin, Tenn.
UTM: 1-2 / NCCU: 0-3

HIGH	UTM	NCCU
Points:	Butler (16)	Davis (16)
Rebounds:	Lewis (11)	Davis (7)
Assists:	Butler (5)	Wiggins (8)
Steals:	Bogan (3)	Wiggins (2)
Blocks:	Gill (3)	Davis/Rivas (2)

SKYHAWKS SOAR FOR FIRST WIN OF THE SEASON, 74-57 OVER NC CENTRAL IN HOME OPENER



The Memphis trio of Matthew Butler, Fatodd Lewis and Parrish Hewitt pitched in big scoring performances to help the UT Martin men's basketball team to its first victory of the young 2017-18 campaign, a 74-57 decision over North Carolina Central.

Butler generated team-highs of 16 points and five assists for UT Martin while Lewis posted his first career double-double of 15 points and 11 rebounds in only 18 minutes off the bench. Playing in just his third career game, Hewitt showed flashes of brilliance with 13 points, six rebounds and two steals for the Skyhawks, who led by as many as 34 points and led for 36:44 of clock time.

The defending Mid-Eastern Athletic Conference champion Eagles were held to just 39 percent shooting (23-of-59) while committing 16 turnovers. Raasean Davis corralled team-highs of 16 points and seven rebounds while Pablo Rivas chalked up 12 points off the bench for NC Central.

GAME-BY-GAME RECAPS

GAME 4

	1	2	F
	28	31	59
	34	42	76

Saturday, Nov. 18
James A. Rhodes Center - Akron, Ohio
UTM: 1-3 / UA: 2-0

<u>HIGH</u>	<u>UTM</u>	<u>UA</u>
Points:	Butler/Lewis (18)	Utomi (32)
Rebounds:	Williams/Lewis (7)	Olojakpoke/Patton (6)
Assists:	Bogan (3)	Ivey (5)
Blocks:	3 Tied (1)	Olojakpoke (2)
Steals:	Butler/Bogan (2)	Olojakpoke/Parrish (1)

HOT-SHOOTING AKRON TOO MUCH FOR UTM TO OVERCOME IN 76-59 ROAD SETBACK



The UT Martin men's basketball squad was within a single possession of defending Mid-American Conference champion Akron with less than 15 minutes to go but the Zips' accuracy from three-point range resulted in a 76-59 Skyhawk loss.

UT Martin trailed by 13 points less than nine minutes into the contest but soon rallied and threatened Akron in the early stages of the second half. However, the host Zips connected on 15 of their 31 attempts from three-point range (48.4 percent) and the Skyhawks could not record enough defensive stops in the second half.

Matthew Butler and Fatodd Lewis shared the lead in points (18) for UT Martin. Lewis secured 14 of his points after the halftime break – shooting 9-of-12 for the contest – while also corraling seven rebounds for the Skyhawks. Delfincko Bogan posted nine points on a perfect 3-for-3 effort from beyond the three-point arc while also chipping in team-highs of three assists and two steals off the bench.

Akron never trailed in the contest thanks in large part to Daniel Utomi, who tallied 32 points and shot 8-of-11 from three-point land. Malcolm Duvivier added 17 points for the Zips, who are one of just four Division-I programs to win at least 21 games in each of the past 12 seasons.

GAME 5

	1	2	F
	31	35	66
	39	30	69

Wednesday, Nov. 22
FG Clark Center - Baton Rouge, La.
UTM: 1-4 / SU: 1-5

<u>HIGH</u>	<u>UTM</u>	<u>SU</u>
Points:	Lewis (25)	Sam (27)
Rebounds:	Lewis (7)	Sheperd (5)
Assists:	Butler (4)	Mayo (6)
Blocks:	Gill (2)	Ali (1)
Steals:	Butler (3)	5 Tied (1)

CAREER NIGHT BY LEWIS NOT ENOUGH AS SKYHAWKS FALL 69-66 AT SOUTHERN

Redshirt junior forward Fatodd Lewis posted a career-best 25 points for the UT Martin men's basketball team but a late drought led to a 69-66 loss at Southern.

Lewis' scoring performance was six points better than his previous career-high of 19 points set against Florida Atlantic on Nov. 29, 2016. The Memphis, Tenn. native also grabbed a team-high seven rebounds, leading the Skyhawks in that category for the fourth consecutive game.

Matthew Butler added 16 points with four assists and three steals for UT Martin. Terrence Parker collected 10 points on 4-of-4 shooting to go along with six rebounds in 17 minutes but the Skyhawks went the final 8:08 without a field goal, seeing a six-point advantage evaporate down the stretch.

Southern was carried by Jared Sam's game-high 27 points on 9-of-13 shooting and a 9-for-11 performance from the free throw line. He was the only Jaguar to score in double-figures as Southern attempted 33 free throws against UT Martin's 12.

GAME 6

	1	2	F
	43	22	65
	27	28	55

Sunday, Nov. 26
Elam Center - Martin, Tenn.
UTM: 1-5 / UMKC: 3-5

<u>HIGH</u>	<u>UTM</u>	<u>UMKC</u>
Points:	Beaufort (15)	Ross (27)
Rebounds:	Lewis (13)	Bishop/Leek (5)
Assists:	Thompson (4)	Bishop (6)
Blocks:	Hewitt/Parker (1)	Leek (2)
Steals:	Bogan/Wright, Jr. (2)	Robinson (3)

BIG FIRST HALF BY UMKC SINKS UT MARTIN IN 65-55 HOME SETBACK


UMKC hit nine of its 14 three-pointers in the opening 20 minutes as the UT Martin men's basketball team could not recover in a 65-55 loss at the Kathleen and Tom Elam Center.

The Skyhawks were led in scoring by senior guard Kahari Beaufort, who tied a career-high with 15 points in 30 minutes off the bench. He was the only UT Martin player to reach double-figures in the scoring column although Darius Thompson (nine points, four rebounds, four assists), Fatodd Lewis (eight points, career-high 13 rebounds), Lorenzen Wright, Jr. (eight points) and Matthew Butler (seven points) provided the Skyhawks with a balanced scoring attack.

Isaiah Ross accounted for seven of the Kangaroos' treys on his way to a game-high 27 points for UMKC, who came into the contest ranked eighth nationally in three-point field goals made. Xavier Bishop added nine points, six assists, five rebounds, two steals and a block for the Kangaroos, who connected on an even 50 percent (14-of-28) of their attempts from three-point range.

GAME-BY-GAME RECAPS

GAME 7

	1	2	F
	24	36	60
LSU	41	43	84

Wednesday, Nov. 29
Maravich Center - Baton Rouge, La.
UTM: 1-6 / LSU: 4-2

HIGH	UTM	LSU
Points:	Butler (17)	Mays (18)
Rebounds:	Lewis (9)	Reath (9)
Assists:	Butler (5)	Waters (10)
Blocks:	Gill (2)	Mays (1)
Steals:	Gill/Thompson (2)	Sims/Waters (4)

TURNOVERS HAMPER SKYHAWKS IN 84-60 ROAD SETBACK AT LSU

The backcourt duo of Matthew Butler and Darius Thompson combined to score over half of UT Martin's points but the Skyhawk men's basketball team fell by an 84-60 margin at LSU.

Butler tossed in 17 points on 8-of-13 shooting while also handing out five assists for UT Martin. Thompson accumulated a career-high 16 points – half of which came via an 8-for-10 effort from the charity stripe – to go along with three assists and two steals to round out the double-figure scorers for the Skyhawks.

Fatodd Lewis led UT Martin in rebounding for the sixth straight game with nine boards while Jailen Gill (eight points, eight rebounds, two blocks, two steals) nearly came away with a double-double. Delfincko Bogan chipped in with eight points off the bench for a UT Martin squad that committed 18 turnovers in the contest.

LSU received a game-high 18 points out of Skylar Mays while Duop Reath and Daryl Edwards each scored 15 points apiece. Tremont Waters added eight points, 10 assists and four steals for the Tigers, who connected on 50 percent (31-for-62) of their field goal tries.

GAME 8

	1	2	F
	28	35	63
C	25	41	66

Saturday, Dec. 2
McKenzie Arena - Chattanooga, Tenn.
UTM: 1-7 / UTC: 4-4

HIGH	UTM	UTC
Points:	Butler (27)	Foreman (18)
Rebounds:	Lewis/Parker (7)	Lewis/London (9)
Assists:	Thompson (3)	Chatman (6)
Blocks:	Gill/Parker (1)	None
Steals:	7 Tied (1)	London/Foreman (1)

BUTLER'S SCORING SPREE NOT ENOUGH AS UTM FALLS 66-63 AT CHATTANOOGA

Matthew Butler poured in UT Martin's final 15 points but the Skyhawks could not hold off Chattanooga in a 66-63 loss at McKenzie Arena.

Butler lit up the scoreboard for a game-high 27 points in 31 minutes, shooting 9-of-18 from the floor (5-of-11 from three-point range). He also knocked down four of his five attempts from the charity stripe for UT Martin.

Fatodd Lewis compiled 11 points to go along with seven rebounds for the Skyhawks. Terrence Parker also shared the team lead with seven rebounds in 21 minutes off the bench while Darius Thompson registered seven points and a team-high three assists for UT Martin, who limited the host Mocs to just 36.5 percent shooting (19-of-52).

Chattanooga placed four scorers in double-figures, led by Makale Foreman's 18 points. Rodney Chatman (12), Nat Dixon (10) and James Lewis, Jr. (10) also pitched in to the Mocs' offensive attack.

GAME 9

	1	2	F
	41	51	92
	39	39	78

Tuesday, Dec. 5
Convocation Center - Jonesboro, Ark.
UTM: 2-7 / ASU: 2-6

HIGH	UTM	ASU
Points:	Lewis (23)	Simms (33)
Rebounds:	Lewis (14)	Simms (9)
Assists:	Butler/Hewitt (2)	Eaton (4)
Blocks:	Lewis/Parker (1)	Simms (3)
Steals:	Butler (3)	Lindsey (4)

OFFENSE CLICKS AS SKYHAWKS CRUISE PAST ASU FOR FIRST ROAD VICTORY, 92-78

The offense fired on all cylinders for the UT Martin men's basketball team as the Skyhawks seized an impressive 92-78 triumph at Arkansas State.

The win was the first road victory of the season for UT Martin, who established season-highs in points (92), field goal percentage (.615, 32-for-52) and free throw percentage (.917, 22-of-24). From the 13:04 mark through the 1:51 mark of the second half, UT Martin made 16 consecutive tries from the charity stripe during the contest to help seal the win.

Fatodd Lewis compiled his second double-double of the season with 23 points and a career-high 14 rebounds for the Skyhawks. Matthew Butler collected 20 points with three steals while Parrish Hewitt (career-best 17 points on 6-of-6 shooting, 4-for-4 from the free throw line) and Terrence Parker (12 points) also scored in double-figures for UT Martin.

Arkansas State was led by Deven Simms' 33 points, nine rebounds and three blocks. Rashad Lindsey and Tristin Walley scored 16 and 11 points, respectively, for a Red Wolves squad that was coerced into 18 turnovers.



GAME 10

	1	2	F
	49	43	92
	63	64	127

Sunday, Dec. 10
 Elam Center - Martin, Tenn.
 UTM: 3-7 / UCC: 6-4

<u>HIGH</u>	<u>UTM</u>	<u>UCC</u>
Points:	Lewis (34)	Coomer (22)
Rebounds:	Lewis (16)	4 Tied (5)
Assists:	Lewis (12)	Lloyd (7)
Blocks:	Hewitt (3)	Sommer (1)
Steals:	Hewitt/Beaufort (4)	Sommer/Carson (2)

**LEWIS TRIPLE-DOUBLE
 HIGHLIGHTS UTM'S 127-92
 HOME WIN OVER UC CLERMONT**

Fatodd Lewis recorded a rare triple-double as the UT Martin generated the second-highest scoring performance in school history in a 127-92 win over UC Clermont.

The Skyhawks came up just two points shy of the program's single-game scoring record, set on Dec. 17, 1986 against Miles College. UT Martin's 50 field goals and 15 three-pointers were also just one make short of all-time school records.

Lewis was one of four Skyhawks to establish new career-highs in the scoring column. The redshirt junior forward out of Memphis, Tenn. dialed up career-highs of 34 points, 16 rebounds and 12 assists – joining Lester Hudson (2008), Deville Smith (2015) and Kedar Edwards (2016) as the only players in school history to secure a triple-double.

Freshman Parrish Hewitt continued his stellar play with career-highs of 29 points, six rebounds, six assists, four steals and three blocks in 37 minutes of play. Jailen Gill corralled his first career double-double (10 points, 10 rebounds) while Lorenzen Wright, Jr. tossed in 12 points off four trifectas. All 10 Skyhawks who saw playing time scored today as Matthew Butler also chipped in 16 points with a game-high eight assists.

UC Clermont never led in the contest but had five players score in double-figures. Chase Coomer (22 points), Tommy Bingamon (18), Jamie Carson (15), Trenton Weeks (10) and Chris Johnson (10) heavily pitched in to the Cougar scoring attack as UC Clermont hit 21 three-pointers but was forced into 23 turnovers.

UT MARTIN GAME-HIGHS

POINTS	127	UC CLERMONT (12/10/17)
	92	at Arkansas State (12/5/17)
	91	at Marshall (11/10/17)
	74	NC CENTRAL (11/15/17)
	74	at Illinois (11/12/17)
FIELD GOALS MADE	50	UC CLERMONT (12/10/17)
	34	at Marshall (11/10/17)
FIELD GOAL ATTEMPTS	91	UC CLERMONT (12/10/17)
	64	at Marshall (11/10/17)
FIELD GOAL PERCENTAGE	.615 (32-52)	at Arkansas State (12/5/17)
	.549 (50-91)	UC CLERMONT (12/10/17)
3 PT FIELD GOALS MADE	15	UC CLERMONT (12/10/17)
	11	at Marshall (11/10/17)
3 PT FG ATTEMPTS	35	UC CLERMONT (12/10/17)
	26	at Marshall (11/10/17)
3 PT FG PERCENTAGE	.435 (10-23)	at Chattanooga (12/02/17)
	.429 (15-35)	UC CLERMONT (12/10/17)
	.429 (6-14)	at Arkansas State (12/5/17)
FREE THROWS MADE	22	at Arkansas State (12/5/17)
	13	at LSU (11/29/17)
	13	NC CENTRAL (11/15/17)
	13	at Illinois (11/12/17)
FREE THROW ATTEMPTS	24	at Arkansas State (12/5/17)
	19	NC CENTRAL (11/15/17)
FREE THROW PERCENTAGE	.917 (22-24)	at Arkansas State (12/5/17)
	.867 (13-15)	at Illinois (11/12/17)
REBOUNDS	52	UC CLERMONT (12/10/17)
	45	NC CENTRAL (11/15/17)
ASSISTS	32	UC CLERMONT (12/10/17)
	16	at Marshall (11/10/17)
STEALS	17	UC CLERMONT (12/10/17)
	11	at Illinois (11/12/17)
BLOCKED SHOTS	8	UC CLERMONT (12/10/17)
	4	at LSU (11/29/17)
	4	at Southern (11/22/17)
	4	NC CENTRAL (11/15/17)
TURNOVERS	22	at Marshall (11/10/17)
	19	at Illinois (11/12/17)
FOULS	29	at Marshall (11/10/17)
	27	at Illinois (11/12/17)

OPPONENT GAME-HIGHS

POINTS	102	at Marshall (11/10/17)
	92	UC CLERMONT (12/10/17)
	84	at LSU (11/29/17)
	78	at Arkansas State (12/5/17)
	77	at Illinois (11/12/17)
FIELD GOALS MADE	34	at Marshall (11/10/17)
	33	UC CLERMONT (12/10/17)
FIELD GOAL ATTEMPTS	75	UC CLERMONT (12/10/17)
	69	at Marshall (11/10/17)
FIELD GOAL PERCENTAGE	.500 (31-62)	at LSU (11/29/17)
	.493 (34-69)	at Marshall (11/10/17)
3 PT FIELD GOALS MADE	21	UC CLERMONT (12/10/17)
	15	at Akron (11/18/17)
3 PT FG ATTEMPTS	51	UC CLERMONT (12/10/17)
	38	at Marshall (11/10/17)
3 PT FG PERCENTAGE	.500 (14-28)	UMKC (11/26/17)
	.484 (15-31)	at Akron (11/18/17)
FREE THROWS MADE	23	at Marshall (11/10/17)
	22	at Southern (11/22/17)
FREE THROW ATTEMPTS	34	at Marshall (11/10/17)
	33	at Southern (11/22/17)
FREE THROW PERCENTAGE	.842 (16-19)	at Arkansas State (12/5/17)
	.818 (18-22)	at Chattanooga (12/02/17)
REBOUNDS	37	at Chattanooga (12/02/17)
	37	at Marshall (11/10/17)
ASSISTS	25	UC CLERMONT (12/10/17)
	22	at LSU (11/29/17)
STEALS	13	at LSU (11/29/17)
	10	UMKC (11/26/17)
BLOCKED SHOTS	5	at Arkansas State (12/5/17)
	5	NC CENTRAL (11/15/17)
TURNOVERS	23	UC CLERMONT (12/10/17)
	18	at Arkansas State (12/5/17)
	18	at Illinois (11/12/17)
FOULS	21	at Arkansas State (12/5/17)
	21	at Illinois (11/12/17)

UT MARTIN GAME-LOWS

POINTS	55	UMKC (11/26/17)
	59	at Akron (11/18/17)
	60	at LSU (11/29/17)
	63	at Chattanooga (12/02/17)
	66	at Southern (11/22/17)
FIELD GOALS MADE	21	at LSU (11/29/17)
	22	at Chattanooga (12/02/17)
FIELD GOAL ATTEMPTS	48	at LSU (11/29/17)
	49	at Chattanooga (12/02/17)
FIELD GOAL PERCENTAGE	.424 (25-59)	at Akron (11/18/17)
	.426 (23-54)	UMKC (11/26/17)
3 PT FIELD GOALS MADE	5	at LSU (11/29/17)
	6	at Akron (11/18/17)
	6	UMKC (11/26/17)
	6	at Arkansas State (12/5/17)
3 PT FG ATTEMPTS	14	at Arkansas State (12/5/17)
	16	at LSU (11/29/17)
3 PT FG PERCENTAGE	.280 (7-25)	NC CENTRAL (11/15/17)
	.300 (6-20)	at Akron (11/18/17)
FREE THROWS MADE	3	at Akron (11/18/17)
	3	UMKC (11/26/17)
FREE THROW ATTEMPTS	5	at Akron (11/18/17)
	6	UMKC (11/26/17)
FREE THROW PERCENTAGE	.500 (3-6)	UMKC (11/26/17)
	.600 (3-5)	at Akron (11/18/17)
REBOUNDS	28	at Chattanooga (12/02/17)
	31	at Arkansas State (12/5/17)
ASSISTS	8	UMKC (11/26/17)
	8	at Arkansas State (12/5/17)
STEALS	4	at Marshall (11/10/17)
	5	at Arkansas State (12/5/17)
BLOCKED SHOTS	0	at Marshall (11/10/17)
	2	UMKC (11/26/17)
	2	at Chattanooga (12/02/17)
	2	at Arkansas State (12/5/17)
TURNOVERS	11	NC CENTRAL (11/15/17)
	11	UC CLERMONT (12/10/17)
FOULS	10	UC CLERMONT (12/10/17)
	13	UMKC (11/26/17)

OPPONENT GAME-LOWS

POINTS	57	NC CENTRAL (11/15/17)
	65	UMKC (11/26/17)
	66	at Chattanooga (12/02/17)
	69	at Southern (11/22/17)
	76	at Akron (11/18/17)
FIELD GOALS MADE	19	at Chattanooga (12/02/17)
	21	at Southern (11/22/17)
FIELD GOAL ATTEMPTS	46	at Southern (11/22/17)
	51	UMKC (11/26/17)
FIELD GOAL PERCENTAGE	.365 (19-52)	at Chattanooga (12/02/17)
	.390 (23-59)	NC CENTRAL (11/15/17)
3 PT FIELD GOALS MADE	4	NC CENTRAL (11/15/17)
	5	at Southern (11/22/17)
3 PT FG ATTEMPTS	15	at Southern (11/22/17)
	17	NC CENTRAL (11/15/17)
3 PT FG PERCENTAGE	.235 (4-17)	NC CENTRAL (11/15/17)
	.286 (6-21)	at Illinois (11/12/17)
FREE THROWS MADE	5	UC CLERMONT (12/10/17)
	7	NC CENTRAL (11/15/17)
	7	UMKC (11/26/17)
FREE THROW ATTEMPTS	7	UC CLERMONT (12/10/17)
	10	UMKC (11/26/17)
FREE THROW PERCENTAGE	.583 (7-12)	NC CENTRAL (11/15/17)
	.600 (12-20)	at LSU (11/29/17)
REBOUNDS	25	at Southern (11/22/17)
	27	at Arkansas State (12/5/17)
ASSISTS	12	at Southern (11/22/17)
	12	at Arkansas State (12/5/17)
STEALS	2	at Akron (11/18/17)
	2	at Chattanooga (12/02/17)
BLOCKED SHOTS	0	at Chattanooga (12/02/17)
	1	at Marshall (11/10/17)
	1	at Southern (11/22/17)
	1	at LSU (11/29/17)
	1	UC CLERMONT (12/10/17)
TURNOVERS	7	at LSU (11/29/17)
	12	at Marshall (11/10/17)
	12	at Southern (11/22/17)
FOULS	11	at Akron (11/18/17)
	13	UMKC (11/26/17)
	13	UC CLERMONT (12/10/17)


 A graphic header with the text "UT MARTIN INDIVIDUAL GAME-HIGHS" in a stylized, orange-outlined font. The background is a dark, blue-tinted photograph of basketball players and a coach on a court.

Points	34		LEWIS, Fatodd vs UC Clermont (12/10/17)
	29		HEWITT, Parrish vs UC Clermont (12/10/17)
	27		BUTLER, Matthew at Chattanooga (12/02/17)
	25		LEWIS, Fatodd at Southern (11/22/17)
	25		WILLIAMS, Dominique at Marshall (11/10/17)
Field Goals Made	13		LEWIS, Fatodd vs UC Clermont (12/10/17)
	12		HEWITT, Parrish vs UC Clermont (12/10/17)
Field Goal Att.	26		LEWIS, Fatodd vs UC Clermont (12/10/17)
	20		BUTLER, Matthew at Marshall (11/10/17)
FG Pct (min 5 made)	1.000	(6-6)	HEWITT, Parrish at Arkansas State (12/5/17)
	.833	(10-12)	WILLIAMS, Dominique at Marshall (11/10/17)
3-Point FG Made	5		HEWITT, Parrish vs UC Clermont (12/10/17)
	5		BUTLER, Matthew at Chattanooga (12/02/17)
3-Point FG Att.	11		BUTLER, Matthew at Chattanooga (12/02/17)
	11		BUTLER, Matthew at Marshall (11/10/17)
3-Pt FG Pct (min 2 made)	1.000	(3-3)	BOGAN, Delfincko at Akron (11/18/17)
	1.000	(2-2)	THOMPSON, Darius vs NC Central (11/15/17)
Free Throws Made	9		LEWIS, Fatodd vs NC Central (11/15/17)
	8		LEWIS, Fatodd vs UC Clermont (12/10/17)
	8		THOMPSON, Darius at LSU (11/29/17)
Free Throw Att.	11		LEWIS, Fatodd vs NC Central (11/15/17)
	10		LEWIS, Fatodd vs UC Clermont (12/10/17)
	10		THOMPSON, Darius at LSU (11/29/17)
FT Pct (min 3 made)	1.000	(6-6)	THOMPSON, Darius at Illinois (11/12/17)
	1.000	(4-4)	PARKER, Terrence at Arkansas State (12/5/17)
	1.000	(4-4)	HEWITT, Parrish at Arkansas State (12/5/17)
	1.000	(4-4)	LEWIS, Fatodd at Arkansas State (12/5/17)
	1.000	(4-4)	LEWIS, Fatodd at Southern (11/22/17)
Rebounds	1.000	(4-4)	PARKER, Terrence at Marshall (11/10/17)
	16		LEWIS, Fatodd vs UC Clermont (12/10/17)
	14		LEWIS, Fatodd at Arkansas State (12/5/17)
	12		LEWIS, Fatodd vs UC Clermont (12/10/17)
	8		BUTLER, Matthew vs UC Clermont (12/10/17)
Steals	7		BOGAN, Delfincko at Illinois (11/12/17)
	4		HEWITT, Parrish vs UC Clermont (12/10/17)
	4		BEAUFORT, Kahari vs UC Clermont (12/10/17)
Blocked Shots	3		HEWITT, Parrish vs UC Clermont (12/10/17)
	3		GILL, Jailen vs NC Central (11/15/17)
Turnovers	7		BUTLER, Matthew at Arkansas State (12/5/17)
	6		BUTLER, Matthew at Marshall (11/10/17)

OPPONENT INDIVIDUAL GAME-HIGHS

Points	38	ELMORE, Jon at Marshall (11/10/17)
	33	Simms, Deven at Arkansas State (12/5/17)
	32	UTOMI, Daniel at Akron (11/18/17)
	27	Ross, Isaiah vs UMKC (11/26/17)
	27	SAM, Jared at Southern (11/22/17)
Field Goals Made	11	Simms, Deven at Arkansas State (12/5/17)
	11	UTOMI, Daniel at Akron (11/18/17)
	11	ELMORE, Jon at Marshall (11/10/17)
Field Goal Att.	21	BURKS, C.J. at Marshall (11/10/17)
	21	ELMORE, Jon at Marshall (11/10/17)
FG Pct (min 5 made)	.875 (7-8)	PENAVA, Ajdin at Marshall (11/10/17)
	.692 (9-13)	SAM, Jared at Southern (11/22/17)
3-Point FG Made	8	UTOMI, Daniel at Akron (11/18/17)
	7	Ross, Isaiah vs UMKC (11/26/17)
3-Point FG Att.	14	BURKS, C.J. at Marshall (11/10/17)
	12	COOMER, Chase vs UC Clermont (12/10/17)
	12	Makale Foreman at Chattanooga (12/02/17)
3-Pt FG Pct (min 2 made)	1.000 (2-2)	Marshall Graves at LSU (11/29/17)
	1.000 (2-2)	PENAVA, Ajdin at Marshall (11/10/17)
Free Throws Made	13	ELMORE, Jon at Marshall (11/10/17)
	9	SAM, Jared at Southern (11/22/17)
Free Throw Att.	14	ELMORE, Jon at Marshall (11/10/17)
	11	SAM, Jared at Southern (11/22/17)
FT Pct (min 3 made)	1.000 (5-5)	Smith, Mark at Illinois (11/12/17)
	1.000 (4-4)	Makale Foreman at Chattanooga (12/02/17)
	1.000 (4-4)	Giles, Jordan vs UMKC (11/26/17)
	1.000 (3-3)	SANDIFER, Jamar at Southern (11/22/17)
Rebounds	10	PENAVA, Ajdin at Marshall (11/10/17)
	9	Simms, Deven at Arkansas State (12/5/17)
	9	James Lewis, Jr. at Chattanooga (12/02/17)
	9	Makinde London at Chattanooga (12/02/17)
	9	Duop Reath at LSU (11/29/17)
Assists	10	Tremont Waters at LSU (11/29/17)
	8	WIGGINS, C.J. vs NC Central (11/15/17)
	8	ELMORE, Jon at Marshall (11/10/17)
Steals	4	Lindsey, Rashad at Arkansas State (12/5/17)
	4	Wayde Sims at LSU (11/29/17)
	4	Tremont Waters at LSU (11/29/17)
Blocked Shots	3	Simms, Deven at Arkansas State (12/5/17)
	2	Walley, Tristin at Arkansas State (12/5/17)
	2	Leek, Aleer vs UMKC (11/26/17)
	2	OLOJAKPOKE, Emmanuel at Akron (11/18/17)
	2	DAVIS, Raasean vs NC Central (11/15/17)
	2	RIVAS, Pablo vs NC Central (11/15/17)
Turnovers	6	GOLDSMITH, Brandon vs NC Central (11/15/17)
	5	Cockfield, Ty at Arkansas State (12/5/17)
	5	DUVIVIER, Malcolm at Akron (11/18/17)
	5	Lucas, Te'Jon at Illinois (11/12/17)
	5	BURKS, C.J. at Marshall (11/10/17)

THE LAST TIME IT HAPPENED

FOR UT MARTIN

UTM as a team...

Scored 100+ points..... 127 vs. UC Clermont (12/10/17)
 Scored fewer than 40 points..... 37 at Butler (12/22/14)
 Shot 50-59% FG..... 54.9 percent (50-91) vs. UC Clermont (12/10/17)
 Shot 60% FG or better..... 61.5 percent (32-52) at Arkansas State (12/5/17)
 Shot less than 30% FG..... 28.3 percent (17-60) at USC Upstate (3/21/15)
 Made 30+ free throws..... 30 at SIU Edwardsville (1/24/11)
 Attempted at least 30 free throws..... 31 vs. Murray State (2/25/17)
 Had 10+ blocks..... 11 vs. Boyce College (12/4/16)
 Grabbed less than 20 rebounds..... 19 vs. Tennessee Tech (12/31/11)
 Grabbed 40-49 rebounds..... 45 vs. NC Central (11/15/17)
 Grabbed 50+ rebounds..... 52 vs. UC Clermont (12/10/17)
 Grabbed 15-19 offensive rebounds..... 19 vs. UC Clermont (12/10/17)
 Grabbed 20+ offensive rebounds..... 20 vs. Jacksonville State (3/4/17)
 Handed out 20-24 assists..... 22 vs. Eastern Kentucky (2/4/17)
 Handed out 25+ assists..... 32 vs. UC Clermont (12/10/17)
 Made 10+ three-pointers..... 15 vs. UC Clermont (12/10/17)
 Did not make a 3-pointer..... vs. Murray State (2/3/01)
 Played an overtime game..... L 102-91 at Marshall (11/10/17)
 Played a multiple overtime game..... W (2OT), 82-71 vs. Eastern Illinois (1/19/17)

A UTM player...

Scored 20-29 points..... Parrish Hewitt (29) vs. UC Clermont (12/10/17)
 Scored 30-39 points..... Fatodd Lewis (34) vs. UC Clermont (12/10/17)
 Scored 40+ points..... Lester Hudson (42) vs. Tennessee Tech (3/3/09)
 Made 10-14 free throws..... Jacolby Mobley (14) vs. Murray State (2/25/17)
 Made 15+ free throws... Benzor Simmons (16) at SIU Edwardsville (1/24/11)
 Had a double-double..... Fatodd Lewis (34 points, 16 rebounds, 12 assists) and Jailen Gill (10 points, 10 rebounds) vs. UC Clermont (12/10/17)
 Had a pts-ast double-double..... Fatodd Lewis (34 points, 12 assists) vs. UC Clermont (12/10/17)
 Had a triple-double..... Fatodd Lewis (34 points, 16 rebounds, 12 assists) vs. UC Clermont (12/10/17)
 Had 5+ blocks..... Deville Smith (5) at Illinois-Chicago (12/15/14)
 Had 5+ steals..... Delfincko Bogan (7) at Illinois (11/12/17)
 Grabbed 10-14 rebounds..... Jailen Gill (10) vs. UC Clermont (12/10/17)
 Grabbed 15-19 rebounds..... Fatodd Lewis (16) vs. UC Clermont (12/10/17)
 Grabbed 20+ rebounds..... Javier Martinez (21) at Tennessee Tech (2/1/17)
 Handed out 7-9 assists..... Matthew Butler (8) vs. UC Clermont (12/10/17)
 Handed out 10+ assists..... Fatodd Lewis (12) vs. UC Clermont (12/10/17)
 Made 5-7 three-pointers..... Parrish Hewitt (5) vs. UC Clermont (12/10/17)
 Made 8+ three-pointers..... Alex Anderson (8) vs. FIU (11/21/15)
 Completed a 4-point play..... Jacolby Mobley at Tennessee Tech (2/1/17)
 Hit a GW buzzer-beater..... Jacolby Mobley at Duquesne (11/23/16)

Two UT Martin players had...

20+ points..... Fatodd Lewis (34) and Parrish Hewitt (29) vs. UC Clermont (12/10/17)
 25+ points..... Fatodd Lewis (34) and Parrish Hewitt (29) vs. UC Clermont (12/10/17)
 Double-doubles..... Fatodd Lewis (34 points, 16 rebounds, 12 assists) and Jailen Gill (10 points, 10 rebounds) vs. UC Clermont (12/10/17)

UTM had...scorers in double-figures

Zero..... vs. Murray State (1/30/10)
 Four..... Fatodd Lewis (23), Matthew Butler (20), Parrish Hewitt (17), Terrence Parker (12) at Arkansas State (12/5/17)
 Five..... Fatodd Lewis (34), Parrish Hewitt (29), Matthew Butler (16), Lorenzen Wright, Jr. (12), Jailen Gill (10) vs. UC Clermont (12/10/17)
 Six..... Alex Anderson (18), Richard Lee (14), Chandler Rowe (14), Kedar Edwards (13), James Harrison (13), Fatodd Lewis (11) vs. Boyce College (1/2/16)
 Seven..... Andres Irarrazabal (15), Troy King (11), Terence Smith (11), Benzor Simmons (11), Mike Liabo (11), Reuben Clayton (10), Dane Smith (10) vs. Southeast Missouri (1/20/11)

AGAINST UT MARTIN

Opponent as a team...

Scored 100+ points..... 102 at Marshall (11/10/17)
 Scored fewer than 40 points..... 29 vs. Champion Baptist (11/20/14)
 Shot 50-59% FG..... 50.0 percent (31-62) at LSU (11/29/17)
 Shot 60% FG or better..... 60.0 percent (33-55) at Murray State (1/28/17)
 Shot less than 30% FG..... 25.9 percent (14-54) vs. Alcorn State (12/21/15)
 Made 30+ free throws..... 33 at Murray State (1/5/14)
 Attempted at least 30 free throws..... 33 at Southern (11/22/17)
 Had 10+ blocks..... 10 at Ole Miss (11/11/16)
 Grabbed less than 20 rebounds..... 19 vs. Eastern Illinois (1/29/15)
 Grabbed 40-49 rebounds..... 41 at Campbell (3/20/17)
 Grabbed 50+ rebounds..... 53 at Morehead State (1/9/16)
 Grabbed 15-19 offensive rebounds..... 18 at Marshall (11/10/17)
 Grabbed 20+ offensive rebounds..... 20 at Arkansas-Pine Bluff (12/1/16)
 Handed out 20-24 assists..... 22 at LSU (11/29/17)
 Handed out 25+ assists..... 25 vs. UC Clermont (12/10/17)
 Made 10+ three-pointers..... 21 vs. UC Clermont (12/10/17)
 Played an overtime game..... W 102-91 at Marshall (11/10/17)
 Played a multiple overtime game..... L (2OT), 82-71 vs. Eastern Illinois (1/19/17)

An opposing player...

Scored 20-29 points..... Chase Coomer (22) vs. UC Clermont (12/10/17)
 Scored 30-39 points..... Deven Simms (33) at Arkansas State (12/5/17)
 Scored 40+ points..... Josh Gomes (40) at Eastern Illinois (2/7/04)
 Made 10-14 free throws..... Jon Elmore (13) at Marshall (11/10/17)
 Made 15+ free throws..... Mike Robinson (16) vs. Eastern Illinois (2/10/07)
 Had a double-double..... Ajdin Penava (20 points, 10 rebounds) at Marshall (11/10/17)
 Had a pts-ast double-double..... Jonathan Stark (13 points, 10 assists) at Murray State (1/28/17)
 Had a triple-double..... Isacc Miles (13 points, 10 rebounds, 11 assists) at Murray State (2/23/09)
 Had 5+ blocks..... Chris Horton (5) at Austin Peay (2/13/16)
 Had 5+ steals..... Brent Arrington (5) at Morehead State (1/18/14)
 Grabbed 10-14 rebounds..... Ajdin Penava (10) at Marshall (11/10/17)
 Grabbed 15-19 rebounds... Trey Kellum (15) at Southeast Missouri (1/24/16)
 Grabbed 20+ rebounds..... Kenneth Faried (20) at Morehead State (12/2/10)
 Handed out 7-9 assists..... Ethan Lloyd (7) vs. UC Clermont (12/10/17)
 Handed out 10+ assists..... Tremont Waters (10) at LSU (11/29/17)
 Made 5-7 three-pointers... Chase Coomer (6)/Jamie Carson (5) vs. UC Clermont (12/10/17)
 Made 8+ three-pointers..... Daniel Utomi (8) at Akron (11/18/17)
 Completed a 4-point play..... Bryce Jones at Murray State (1/28/17)
 Hit a GW buzzer-beater... Antonius Cleveland vs. Southeast Missouri (2/22/14)

Two opposing players had...

20+ points..... Jon Elmore (38) and Ajdin Penava (20) at Marshall (11/10/17)
 25+ points..... Angelo Warner (27) and Karam Mashour (25) vs. Morehead State (3/5/15)
 Double-doubles..... Bo Calhoun (17 points, 12 rebounds) and Franko House (10 points, 13 rebounds) at Ball State (3/20/16)

Opponent had...scorers in double-figures

Zero..... vs. Cumberland (11/15/16)
 Four..... Makale Foreman (18), Rodney Chatman (12), Nat Dixon (10), James Lewis, Jr. (10) at Chattanooga (12/2/17)
 Five..... Chase Coomer (22), Tommy Bingamon (18), Jamie Carson (15), Trenton Weeks (10), Chris Johnson (10) vs. UC Clermont (12/10/17)
 Six... Malik Monk (26), De' Aaron Fox (16), Edrice Adebayo (15), Wenyen Gabriel (15), Sacha Killeya-Jones (12), Mychal Mulder (12) at Kentucky (11/25/16)
 Seven..... Jared Prickett (21), Tony Delk (17), Roderick Rhodes (16), Antoine Walker (15), Andre Riddick (11), Mark Pope (11), Walter McCarty (10) at Kentucky (11/26/94)

SCOUTING THE OPPONENT

Overall record: 8-1 Conf: 0-0 Home: 8-0 Away: 0-1 Neutral: 0-0

#	Player	Total					3-Point			F-Throw			Rebounds									
		gp	gs	min	avg	fg/fga	fg%	3fg/3fga	3fg%	ft/fta	ft%	off	def	tot	avg	pf	dq	a	lo	blk	stl	pts
23	Tyson Carter	9-6	244	27.1	42-86	48.8	20-53	37.7	16-18	.889	3	20	23	2.6	8	0	15	16	0	10	120	13.3
11	O Weatherspoon	9-9	271	30.1	44-88	50.0	9-30	30.0	21-31	.677	7	45	52	5.8	20	0	40	22	4	12	118	13.1
35	Aric Holman	9-8	199	22.1	38-57	66.7	14-21	66.7	16-24	.667	22	46	68	7.6	13	0	5	12	3	106	11.8	
00	Nick Weatherspoon	9-9	264	29.3	38-78	48.7	8-24	33.3	15-23	.652	0	23	23	2.6	13	0	25	12	3	11	99	11.0
01	Lamar Peters	6-3	145	24.2	18-43	28.6	6-38	15.8	9-11	.818	0	13	13	2.2	11	0	24	19	3	10	51	8.5
24	Abdul Ado	8-8	187	23.4	21-33	63.6	0-0	.000	9-15	.600	15	29	44	5.5	18	1	1	26	20	11	51	6.4
45	E.J. Datcher	7-1	87	12.4	11-17	64.7	0-0	.000	16-18	.889	5	14	19	2.7	11	2	2	3	0	38	5.4	
13	Nick Singleton	4-0	17	4.3	7-11	63.6	4-7	57.1	0-0	.000	2	2	4	1.0	0	0	1	0	0	18	4.5	
03	Xavian Stapleton	6-1	87	14.5	11-32	34.4	1-10	.100	2-2	1.000	4	5	9	1.5	10	0	1	4	1	7	25	4.2
02	Eli Wright	6-0	126	21.0	9-30	30.0	1-12	.083	1-2	.500	10	13	23	3.8	9	0	5	6	2	0	20	3.3
22	KeyShawn Feazell	7-0	55	7.9	8-14	57.1	1-3	33.3	0-2	.000	2	13	15	2.1	5	0	1	4	1	2	17	2.4
34	Schnider Herard	9-0	78	8.7	4-14	28.6	0-0	.000	3-5	.600	10	11	21	2.3	9	0	0	9	8	0	11	1.2
15	T.J. Gray	3-0	9	3.0	1-3	33.3	1-3	33.3	0-0	.000	0	0	0	0.0	3	0	0	1	0	0	3	1.0
12	Drew Davis	4-0	10	2.5	1-7	14.3	0-4	.000	1-2	.500	0	2	2	0.5	1	0	1	1	0	0	3	0.8
05	Mitchell Storm	4-0	13	3.3	0-2	.000	0-0	.000	0-0	.000	1	3	4	1.0	1	0	0	0	0	0	0	0.0
10	Tate Clayton	3-0	8	2.7	0-0	.000	0-0	.000	0-0	.000	0	0	0	0.0	0	0	0	0	0	0	0	0.0
Team											9	16	25				3					
Total.....		9	1800		253-535	47.3	65-205	31.7	109-153	.712	90	255	345	38.3	132	2	121	138	57	66	680	75.6
Opponents.....		9	1800		203-537	37.8	69-222	31.1	85-127	.669	102	218	320	35.6	142		93	152	23	53	560	62.2

TEAM STATISTICS	MS	OPP	Date	Opponent	Score	Att.
SCORING	680	560	11-10-17	ALABAMA STATE	w	96-68 6811
Points per game	75.6	62.2	11-18-17	FLORIDA A&M	w	79-48 6132
Scoring margin	+13.3	-	11-20-17	GREEN BAY	w	77-68 6359
FIELD GOALS-ATT	253-535	203-537	11-22-17	STEPHEN F. AUSTIN	w	80-75 7687
Field goal pct	47.3	37.8	11-26-17	JACKSONVILLE STATE	w	59-56 6034
3 POINT FG-ATT	65-205	69-222	11-30-17	NORTH DAKOTA STATE	w	83-59 5831
3-point FG pct	31.7	31.1	12-03-17	DAYTON	w	61-59 7539
3-pt FG made per game	7.2	7.7	12-09-17	NORTH GEORGIA	w	95-62 6613
FREE THROWS-ATT	109-153	85-127	12/12/17	at Cincinnati	L	50-65 8128
Free throw pct	71.2	66.9				
F-Throws made per game	12.1	9.4				
REBOUNDS	345	320				
Rebounds per game	38.3	35.6				
Rebounding margin	+2.8	-				
ASSISTS	121	93				
Assists per game	13.4	10.3				
TURNOVERS	138	152				
Turnovers per game	15.3	16.9				
Turnover margin	+1.6	-				
Assist/turnover ratio	0.9	0.6				
STEALS	66	53				
Steals per game	7.3	5.9				
BLOCKS	57	23				
Blocks per game	6.3	2.6				
ATTENDANCE	53006	8128				
Home games-Avg/Game	8-6526	1-8128				
Neutral site-Avg/Game	-	0-0				
Score by Periods	1st	2nd	Totals			
Mississippi State	325	355	680			
Opponents	254	306	560			



HEAD COACH

Ben Howland
Weber College, 1979

Career Record: 439-240 (22nd year)

School Record: 38-34 (Third year)

UTM GAME TRENDS

Date.....	Opponent	Lead.....	Deficit ...	Changes.....	Lead	Time
Nov. 10 ...	at Marshall.....	15	14	11/10	27:05	
Nov. 12 ...	at Illinois.....	3	19	1/4	1:40	
Nov. 15 ...	NC Central.....	34	2	3/4	36:44	
Nov. 18	at Akron.....	0	17	1/0	0:00	
Nov. 22 ...	at Southern.....	10	10	5/5	13:44	
Nov. 26	UMKC.....	0	22	1/0	0:00	
Nov. 29	at LSU.....	5	24	1/4	3:30	
Dec. 2..	at Chattanooga.....	5	10	8/7	14:25	
Dec. 5.....	at Ark. St.....	17	3	3/11	32:19	
Dec. 10...UC	Clermont.....	38	0	0/0	39:39	
Dec. 16.....	at Miss. St.					
Dec. 20.....	Blue Mtn					
Dec. 22.....	Ark.-PB					
Dec. 28.....	Tenn. St.					
Dec. 30.....	Belmont					
Jan. 4 ...	at Austin Peay					
Jan. 6 ...	at Murray St.					
Jan. 11 ...	Eastern Ky.					
Jan. 13 ...	Morehead St.					
Jan. 18 ...	at Eastern Ill.					
Jan. 20	at SIUE					
Jan. 25	at Jax St.					
Jan. 27 ...	at Tenn. Tech					
Feb. 1.....	Austin Peay					
Feb. 3.....	Murray St.					
Feb. 8...at	Eastern Ky.					
Feb. 10.....	SE Missouri					
Feb. 15.....	SIUE					
Feb. 17.....	Eastern Ill.					
Feb. 22.at	Morehead St.					
Feb. 24..at	SE Missouri					

Bold italic number indicates season-high

No.	Name	Pos.	Ht.	Wt.	Class	Hometown (Previous School)
0	Nick Weatherspoon	G	6-2	195	Fr.	Canton, Miss. (Velma Jackson HS)
1	Lamar Peters	G	6-0	185	So.	New Orleans, La. (Landry-Walker HS)
2	Eli Wright	G	6-4	190	So.	Owensboro, Ky. (22 Feet Academy)
3	Xavian Stapleton	G	6-6	210	Jr.	Flora, Miss. (Louisiana Tech)
5	Mitchell Storm	F	6-7	202	So.	Madison, Miss. (Madison Central HS)
10	Tate Clayton	G	6-2	170	Fr.	Tupelo, Miss. (Tupelo HS)
11	Quinndary Weatherspoon	G	6-4	205	Jr.	Canton, Miss. (Velma Jackson HS)
12	Drew Davis	G	5-10	165	Sr.	Atlanta, Ga. (Fort Walton Beach HS)
13	Nick Singleton	G	6-5	195	Jr.	Decatur, Ga. (Kennesaw State)
15	T.J. Gray	G	6-0	170	So.	Columbus, Miss. (Columbus HS)
22	KeyShawn Feazell	F	6-8	230	Fr.	New Hebron, Miss. (Lawrence County HS)
23	Tyson Carter	G	6-4	165	So.	Starkville, Miss. (Starkville HS)
24	Abdul Ado	F	6-11	250	R-Fr.	Lagos, Nigeria (Hamilton Heights HS)
34	Schnider Herard	C	6-10	260	So.	Port-au-Prince, Haiti (Prestonwood Christian HS)
35	Aric Holman	F	6-10	225	Jr.	Owensboro, Ky. (Owensboro HS)
45	E.J. Datcher	C	6-10	240	So.	Harpersville, Ala. (Vincent HS)



LEAGUE STANDINGS

(Through Dec. 14)

School	CONFERENCE						OVERALL						
	W	L	Pct	Home	Away	Strk	W	L	Pct	Home	Away	Neut	Strk
Murray State	0	0	.000	0-0	0-0	---	6	2	.750	4-1	2-1	0-0	L1
Jacksonville State	0	0	.000	0-0	0-0	---	7	3	.700	4-0	2-3	1-0	L1
Tennessee Tech	0	0	.000	0-0	0-0	---	7	4	.636	4-0	1-4	2-0	L3
Tennessee State	0	0	.000	0-0	0-0	---	5	3	.625	3-2	2-1	0-0	W1
Southeast Missouri	0	0	.000	0-0	0-0	---	6	4	.600	3-1	2-2	1-1	W4
Belmont	0	0	.000	0-0	0-0	---	6	5	.545	5-1	1-4	0-0	W1
Austin Peay	0	0	.000	0-0	0-0	---	4	5	.444	3-1	0-4	1-0	L1
Eastern Kentucky	0	0	.000	0-0	0-0	---	4	6	.400	3-0	1-4	0-2	L2
Morehead State	0	0	.000	0-0	0-0	---	3	6	.333	3-0	0-6	0-0	W1
SIUE	0	0	.000	0-0	0-0	---	3	6	.333	1-2	2-4	0-0	W2
UT Martin	0	0	.000	0-0	0-0	---	3	7	.300	2-1	1-6	0-0	W2
Eastern Illinois	0	0	.000	0-0	0-0	---	2	6	.250	2-0	0-6	0-0	L3

THIS WEEK'S SCHEDULE

Tuesday, December 12

@Morehead State 85, Kentucky Christian 57
 Tennessee State 64, @Alabama State 45
 @Saint Louis 69, Murray State 55
 @Oregon State 70, Jacksonville State 69

Wednesday, December 13

@Belmont 82, Milwaukee 63

Friday, December 15

Tennessee State at North Carolina A&T, 5 p.m.
 Eastern Kentucky at Charleston Southern, 6:30 p.m.

Saturday, December 16

Pepperdine at Belmont, 2 p.m.
 Austin Peay at Evansville, 3 p.m.
 USC Upstate at Jacksonville State, 3 p.m.
 Eastern Illinois at South Alabama, 3:05 p.m.
 Southeast Missouri at Kansas State, 7 p.m.
 Marist at Murray State, 7 p.m.
 UT Martin at Mississippi State, 7 p.m.

Sunday, December 17

Central Arkansas at Morehead State, 1 p.m.
 Chattanooga at Tennessee Tech, 2 p.m.

LAST WEEK'S RESULTS

Monday, December 4

@Lipscomb 69, Belmont 54

Tuesday, December 5

UT Martin 92, @Arkansas State 78
 @Oregon State 74, Eastern Kentucky 62

Wednesday, December 6

SIUE 82, @IUPUI 81
 @Dayton 79, Tennessee Tech 66
 @Southeast Missouri 91, UMKC 87
 @Illinois 64, Austin Peay 57
 @Green Bay 59, Eastern Illinois 57

Saturday, December 9

@Central Michigan 74, Tennessee Tech 69
 @Jacksonville State 75, Louisiana-Monroe 56
 Murray State 78, @Illinois State 72
 Southeast Missouri 75, @Southern Illinois 69

Sunday, December 10

@UT Martin 127, UC Clermont 92
 @SIUE 76, South Alabama 75
 @Northern Kentucky 91, Eastern Kentucky 63

INDIVIDUAL GAME-BY-GAME



#1 MATTHEW BUTLER
R-Senior • Guard • 6-2 • 185
Memphis, Tenn.
Rhode Island

Date	Opp	Min	FG	3FG	FT	O-D-R	PF	A	TO	B	S	PTS
N10@Mrshl	45	8-20	4-11	0-0	0-4-4	2	4	6	0	0	0	20
N12@Illinois	40	5-15	4-9	2-2	0-4-4	3	1	5	0	0	0	16
N15 NCCU	29	7-13	2-7	0-0	0-2-2	2	5	3	0	0	0	16
N18@Akron	33	8-18	2-10	0-0	1-0-1	3	0	3	0	2	18	
N22@Sthrn	40	6-14	3-9	1-2	1-3-4	2	4	1	0	3	16	
N26UMKC	30	3-9	1-3	0-0	0-0-0	1	1	2	0	1	7	
N29 @LSU	34	8-13	1-4	0-0	0-3-3	3	5	5	0	0	17	
D2 @Chatt	31	9-18	5-11	4-5	0-1-1	2	2	4	0	1	27	
D5 @Ark St	40	6-15	3-8	5-6	0-1-1	2	2	7	0	3	20	
D10 UCC	37	6-12	4-9	0-0	0-3-3	1	8	3	0	3	16	
D16@MS St												
D20Blue Mt												
D22 Ark PB												
D28 TSU												
D30 BEL												
J4 @APSU												
J6 @MURR												
J11 EKU												
J13 MORE												
J18 @EIU												
J20 @SIUE												
J25 @JSU												
J27 @TTU												
F1 APSU												
F3 MURR												
F8 @EKU												
F10 SEMO												
F15 SIUE												
F17 EIU												
F22@MORE												
F24@SEMO												

CAREER-HIGHS

Points..... 35 vs. Boyce College (12-4-16)
 Field Goals..... 13 vs. Boyce College (12-4-16)
 Field Goal Attempts..... 20 at Marshall (11-10-17)
 3-Pointers Made..... 7 (twice), last vs. Boyce College (12-4-16)
 3-Pointers Attempted..... 14 at Ole Miss (11-11-16)
 Free Throws Made..... 6 vs. Morehead State (12-31-16)
 Free Throw Attempts..... 8 vs. Morehead State (12-31-16)
 Rebounds..... 7 (twice), last vs. Boyce College (12-4-16)
 Assists..... 8 (3 times), last vs. UC Clermont (12-10-17)
 Blocked Shots..... 1 at Arkansas-Pine Bluff (12-1-16)
 Steals..... 3 (3 times), last vs. UC Clermont (12-10-17)
 Minutes Played..... 48 vs. Eastern Illinois (1-19-17)



#2 DELFINCKO BOGAN
Junior • Guard • 5-10 • 190
Charleston, Mo.
Moberly Area CC

Date	Opp	Min	FG	3FG	FT	O-D-R	PF	A	TO	B	S	PTS
N10@Mrshl	33	3-5	2-4	2-4	0-2-2	3	3	3	0	2	10	
N12@Illinois	34	9-15	3-5	2-2	1-3-4	1	6	2	0	7	23	
N15 NCCU	23	2-4	1-2	0-0	0-3-3	2	3	2	0	3	5	
N18@Akron	22	3-4	3-3	0-0	0-2-2	2	3	2	0	2	9	
N22@Sthrn	24	1-4	1-3	0-0	0-0-0	4	1	2	0	1	3	
N26UMKC	7	0-0	0-0	0-0	0-0-0	2	0	2	0	2	0	
N29 @LSU	21	3-6	2-4	0-0	0-2-2	3	2	3	0	1	8	
D2 @Chatt	18	2-3	1-2	0-0	0-4-4	4	2	2	0	1	5	
D5 @Ark St	15	1-3	0-0	2-2	0-3-3	2	1	2	0	0	5	
D10 UCC	11	2-4	1-2	0-0	1-1-2	1	1	0	0	3	5	
D16@MS St												
D20Blue Mt												
D22 Ark PB												
D28 TSU												
D30 BEL												
J4 @APSU												
J6 @MURR												
J11 EKU												
J13 MORE												
J18 @EIU												
J20 @SIUE												
J25 @JSU												
J27 @TTU												
F1 APSU												
F3 MURR												
F8 @EKU												
F10 SEMO												
F15 SIUE												
F17 EIU												
F22@MORE												
F24@SEMO												

CAREER-HIGHS

Points..... 23 at Illinois (11-12-17)
 Field Goals..... 9 at Illinois (11-12-17)
 Field Goal Attempts..... 15 at Illinois (11-12-17)
 3-Pointers Made..... *4 at Tennessee State (2-20-16)
 3-Pointers Attempted..... *8 at Tennessee State (2-20-16)
 Free Throws Made..... 2 (7 times), last at Arkansas State (12-5-17)
 Free Throw Attempts..... 4 (twice), last at Marshall (11-10-17)
 Rebounds..... 4 (3 times), last at Chattanooga (12-2-17)
 Assists..... 6 at Illinois (11-12-17)
 Blocked Shots..... *1 vs. Tennessee State (1-30-16)
 Steals..... 7 at Illinois (11-12-17)
 Minutes Played..... 34 at Illinois (11-12-17)

*set at Jacksonville State

INDIVIDUAL GAME-BY-GAME



#4 PARRISH HEWITT
 Freshman • Guard • 6-3 • 175
 Memphis, Tenn.
 Douglass HS

Date	Opp	Min	FG	3FG	FT	O-D-R	PF	A	TO	B	S	PTS
N10@Mrshl	10	1-2	1-2	0-0	0-0-0	1	1	1	0	0	0	3
N12@Illinois	4	0-0	0-0	0-0	0-0-0	1	2	0	0	0	0	0
N15 NCCU	19	5-11	2-7	1-2	1-5-6	1	0	0	0	2	13	
N18@Akron	32	1-7	1-4	2-2	0-2-2	1	2	0	0	0	5	
N22@Sthrn	6	0-3	0-2	0-0	0-0-0	0	1	0	0	1	0	
N26UMKC	20	1-2	0-1	2-2	0-1-1	0	1	1	1	0	4	
N29 @LSU	1	0-0	0-0	0-0	0-0-0	1	0	0	0	0	0	
D2 @Chatt	3	0-0	0-0	0-0	0-0-0	0	0	0	0	0	0	
D5 @Ark St	36	6-6	1-1	4-4	0-4-4	3	2	2	0	0	17	
D10 UCC	37	12-17	5-8	0-0	0-6-6	2	6	0	3	4	29	
D16@MS St												
D20Blue Mt												
D22 Ark PB												
D28 TSU												
D30 BEL												
J4 @APSU												
J6 @MURR												
J11 EKU												
J13 MORE												
J18 @EIU												
J20 @SIUE												
J25 @JSU												
J27 @TTU												
F1 APSU												
F3 MURR												
F8 @EKU												
F10 SEMO												
F15 SIUE												
F17 EIU												
F22@MORE												
F24@SEMO												

CAREER-HIGHS

Points.....29 vs. UC Clermont (12-10-17)
 Field Goals.....12 vs. UC Clermont (12-10-17)
 Field Goal Attempts.....17 vs. UC Clermont (12-10-17)
 3-Pointers Made.....5 vs. UC Clermont (12-10-17)
 3-Pointers Attempted.....8 vs. UC Clermont (12-10-17)
 Free Throws Made.....4 at Arkansas State (12-5-17)
 Free Throw Attempts.....4 at Arkansas State (12-5-17)
 Rebounds.....6 (twice), last vs. UC Clermont (12-10-17)
 Assists.....6 vs. UC Clermont (12-10-17)
 Blocked Shots.....3 vs. UC Clermont (12-10-17)
 Steals.....4 vs. UC Clermont (12-10-17)
 Minutes Played.....37 vs. UC Clermont (12-10-17)



#5 TERENCE PARKER
 Junior • Center • 6-9 • 230
 Wilson, NC
 Three Rivers College

Date	Opp	Min	FG	3FG	FT	O-D-R	PF	A	TO	B	S	PTS
N10@Mrshl	28	4-8	0-0	4-4	3-7-10	5	0	3	0	0	12	
N12@Illinois	18	2-3	0-0	0-1	2-3-5	4	2	3	0	0	4	
N15 NCCU	4	0-1	0-0	0-0	0-1-1	2	0	1	0	0	0	
N18@Akron	2	0-0	0-0	0-0	0-0-0	0	0	1	0	0	0	
N22@Sthrn	17	4-4	0-0	2-2	3-3-6	5	1	2	1	0	10	
N26UMKC	12	1-1	0-0	0-0	0-2-2	1	0	2	1	1	2	
N29 @LSU	3	1-1	0-0	0-0	0-0-0	0	0	0	0	0	2	
D2 @Chatt	21	2-3	0-0	1-4	1-6-7	3	0	2	1	1	5	
D5 @Ark St	25	4-5	0-0	4-4	2-2-4	2	1	0	1	0	12	
D10 UCC	13	3-4	0-0	2-2	1-2-3	0	2	2	1	1	8	
D16@MS St												
D20Blue Mt												
D22 Ark PB												
D28 TSU												
D30 BEL												
J4 @APSU												
J6 @MURR												
J11 EKU												
J13 MORE												
J18 @EIU												
J20 @SIUE												
J25 @JSU												
J27 @TTU												
F1 APSU												
F3 MURR												
F8 @EKU												
F10 SEMO												
F15 SIUE												
F17 EIU												
F22@MORE												
F24@SEMO												

CAREER-HIGHS

Points.....12 (twice), last at Arkansas State (12-5-17)
 Field Goals.....4 (3 times), last at Arkansas State (12-5-17)
 Field Goal Attempts.....8 at Marshall (11-10-17)
 3-Pointers Made.....None
 3-Pointers Attempted.....None
 Free Throws Made.....4 (twice), last at Arkansas State (12-5-17)
 Free Throw Attempts.....4 (3 times), last at Arkansas State (12-5-17)
 Rebounds.....10 at Marshall (11-10-17)
 Assists.....2 (twice), last vs. UC Clermont (12-10-17)
 Blocked Shots.....1 (5 times), last vs. UC Clermont (12-10-17)
 Steals.....1 (3 times), last vs. UC Clermont (12-10-17)
 Minutes Played.....28 at Marshall (11-10-17)

INDIVIDUAL GAME-BY-GAME



#10 KEVIN LITTLE
 Senior • Guard • 6-0 • 170
 Wyandanch, NY
 Colorado State

Date	Opp	Min	FG	3FG	FT	O-D-R	PF	A	TO	B	SPTS
N10@Mrshl	---	---	---	---	---	-DNP-	---	---	---	---	---
N12@Illinois	---	---	---	---	---	-DNP-	---	---	---	---	---
N15 NCCU	---	---	---	---	---	-DNP-	---	---	---	---	---
N18@Akron	---	---	---	---	---	-DNP-	---	---	---	---	---
N22@Sthrn	---	---	---	---	---	-DNP-	---	---	---	---	---
N26UMKC	---	---	---	---	---	-DNP-	---	---	---	---	---
N29 @LSU	---	---	---	---	---	-DNP-	---	---	---	---	---
D2 @Chatt	---	---	---	---	---	-DNP-	---	---	---	---	---
D5 @Ark St	---	---	---	---	---	-DNP-	---	---	---	---	---
D10 UCC	---	---	---	---	---	-DNP-	---	---	---	---	---
D16@MS St											
D20Blue Mt											
D22 Ark PB											
D28 TSU											
D30 BEL											
J4 @APSU											
J6 @MURR											
J11 EKU											
J13 MORE											
J18 @EIU											
J20 @SIUE											
J25 @JSU											
J27 @TTU											
F1 APSU											
F3 MURR											
F8 @EKU											
F10 SEMO											
F15 SIUE											
F17 EIU											
F22@MORE											
F24@SEMO											

CAREER-HIGHS

Points.....*25 (twice), last at Fordham (12-19-15)
 Field Goals.....*9 (3 times), last at Fordham (12-19-15)
 Field Goal Attempts.....*22 at Hartford (1-27-16)
 3-Pointers Made.....*6 vs. Brown (1-2-16)
 3-Pointers Attempted.....*15 at Hartford (1-27-16)
 Free Throws Made.....*8 vs. New Hampshire (1-28-15)
 Free Throw Attempts.....*10 vs. New Hampshire (1-28-15)
 Rebounds.....*9 at UMass Lowell (1-13-16)
 Assists.....*6 at NJIT (11-17-14)
 Blocked Shots.....*1 vs. Quinnipiac (12-29-15)
 Steals.....*4 (twice), last vs. Fordham (12-19-15)
 Minutes Played.....*40 vs. Binghamton (2-7-15)

*set at Maine



#11 DARIUS THOMPSON
 Junior • Guard • 6-3 • 185
 Memphis, Tenn.
 Mineral Area College

Date	Opp	Min	FG	3FG	FT	O-D-R	PF	A	TO	B	SPTS
N10@Mrshl	20	2-5	1-4	2-2	0-2-2	5	0	1	0	1	7
N12@Illinois	22	0-2	0-1	6-6	0-2-2	0	1	1	0	1	6
N15 NCCU	21	3-4	2-2	0-0	0-1-1	0	2	0	1	1	8
N18@Akron	21	1-4	0-1	0-0	0-2-2	0	0	2	0	1	2
N22@Sthrn	4	0-0	0-0	0-0	0-0-0	0	1	1	0	0	0
N26UMKC	32	4-9	1-3	0-0	1-3-4	0	4	1	0	0	9
N29 @LSU	34	3-10	2-6	8-10	0-2-2	5	3	2	0	2	16
D2 @Chatt	39	3-8	1-4	0-0	0-3-3	4	3	1	0	1	7
D5 @Ark St	11	1-3	0-1	2-2	0-0-0	1	0	1	0	0	4
D10 UCC	8	2-3	1-1	0-0	0-1-1	1	0	0	0	0	5
D16@MS St											
D20Blue Mt											
D22 Ark PB											
D28 TSU											
D30 BEL											
J4 @APSU											
J6 @MURR											
J11 EKU											
J13 MORE											
J18 @EIU											
J20 @SIUE											
J25 @JSU											
J27 @TTU											
F1 APSU											
F3 MURR											
F8 @EKU											
F10 SEMO											
F15 SIUE											
F17 EIU											
F22@MORE											
F24@SEMO											

CAREER-HIGHS

Points.....16 at LSU (11-29-17)
 Field Goals.....4 vs. UMKC (11-26-17)
 Field Goal Attempts.....10 at LSU (11-29-17)
 3-Pointers Made.....2 (twice), last at LSU (11-29-17)
 3-Pointers Attempted.....6 at LSU (11-29-17)
 Free Throws Made.....8 at LSU (11-29-17)
 Free Throw Attempts.....10 at LSU (11-29-17)
 Rebounds.....4 vs. UMKC (11-26-17)
 Assists.....4 vs. UMKC (11-26-17)
 Blocked Shots.....1 vs. NC Central (11-15-17)
 Steals.....2 at LSU (11-29-17)
 Minutes Played.....39 at Chattanooga (12-2-17)

INDIVIDUAL GAME-BY-GAME



#12 FATODD LEWIS
R-Junior • Forward • 6-8 • 225
Memphis, Tenn.
Raleigh-Egypt HS

Date	Opp	Min	FG	3FG	FT	O-D-R	PF	A	TO	B	SPTS
N10@Mrshl	8	0-0	0-0	0-0	0-0-0	2	1	2	0	0	0
N12@Illinois	23	4-7	0-2	0-0	3-4-7	3	2	1	1	0	8
N15 NCCU	18	3-8	0-1	9-11	4-7-11	2	0	2	0	1	15
N18@Akron	29	9-12	0-0	0-0	3-4-7	5	2	1	1	1	18
N22@Sthrn	38	9-19	3-6	4-4	1-6-7	3	1	4	0	1	25
N26UMKC	31	3-9	2-3	0-0	2-11-13	2	0	3	0	0	8
N29 @LSU	34	2-7	0-1	2-4	2-7-9	3	0	2	1	1	6
D2 @Chatt	39	4-12	3-6	0-0	0-7-7	1	2	0	0	1	11
D5 @Ark St	36	9-12	1-2	4-4	4-10-14	2	1	1	1	1	23
D10 UCC	37	13-26	0-5	8-10	10-6-16	1	12	1	1	2	34
D16@MS St											
D20Blue Mt											
D22 Ark PB											
D28 TSU											
D30 BEL											
J4 @APSU											
J6 @MURR											
J11 EKU											
J13 MORE											
J18 @EIU											
J20 @SIUE											
J25 @JSU											
J27 @TTU											
F1 APSU											
F3 MURR											
F8 @EKU											
F10 SEMO											
F15 SIUE											
F17 EIU											
F22@MORE											
F24@SEMO											

CAREER-HIGHS

Points.....34 vs. UC Clermont (12-10-17)
 Field Goals.....13 vs. UC Clermont (12-10-17)
 Field Goal Attempts.....26 vs. UC Clermont (12-10-17)
 3-Pointers Made.....4 vs. Florida Atlantic (11-29-16)
 3-Pointers Attempted.....6 (3 times), last at Chattanooga (12-2-17)
 Free Throws Made.....9 vs. NC Central (11-15-17)
 Free Throw Attempts.....11 vs. NC Central (11-15-17)
 Rebounds.....16 vs. UC Clermont (12-10-17)
 Assists.....12 vs. UC Clermont (12-10-17)
 Blocked Shots.....2 (twice), last vs. Cumberland (11-15-16)
 Steals.....4 vs. UNC Asheville (3-16-17)
 Minutes Played.....39 at Chattanooga (12-2-17)



#13 MIKE FOFANA
Sophomore • Forward • 6-8 • 210
Memphis, Tenn.
Whitehaven HS

Date	Opp	Min	FG	3FG	FT	O-D-R	PF	A	TO	B	SPTS
N10@Mrshl	15	2-4	0-0	1-1	1-3-4	3	4	2	0	0	5
N12@Illinois	7	0-2	0-0	0-0	0-2-2	3	0	1	0	0	0
N15 NCCU	21	2-5	0-2	0-1	1-2-3	1	2	1	0	0	4
N18@Akron	6	0-0	0-0	0-0	0-0-0	0	1	0	1	0	0
N22@Sthrn	19	0-1	0-1	0-0	0-2-2	1	0	2	0	0	0
N26UMKC	9	1-3	0-0	0-0	0-1-1	1	0	0	0	0	2
N29 @LSU	18	0-3	0-1	1-2	0-2-2	1	0	1	0	1	1
D2 @Chatt	23	0-1	0-0	2-2	0-1-1	1	1	0	0	1	2
D5 @Ark St	13	2-3	0-0	1-2	0-2-2	2	0	2	0	1	5
D10 UCC	---	---	---	---	-DNP-	---	---	---	---	---	---
D16@MS St											
D20Blue Mt											
D22 Ark PB											
D28 TSU											
D30 BEL											
J4 @APSU											
J6 @MURR											
J11 EKU											
J13 MORE											
J18 @EIU											
J20 @SIUE											
J25 @JSU											
J27 @TTU											
F1 APSU											
F3 MURR											
F8 @EKU											
F10 SEMO											
F15 SIUE											
F17 EIU											
F22@MORE											
F24@SEMO											

CAREER-HIGHS

Points.....11 vs. Boyce College (12-4-16)
 Field Goals.....5 vs. Boyce College (12-4-16)
 Field Goal Attempts.....7 vs. Boyce College (12-4-16)
 3-Pointers Made.....1 at Southern Illinois (12-22-16)
 3-Pointers Attempted.....2 vs. NC Central (11-15-17)
 Free Throws Made.....4 (twice), last vs. Arkansas State (12-14-16)
 Free Throw Attempts.....4 (twice), last vs. Arkansas State (12-14-16)
 Rebounds.....8 vs. Boyce College (12-4-16)
 Assists.....4 at Marshall (11-10-17)
 Blocked Shots.....1 at Akron (11-18-17)
 Steals.....2 vs. Boyce College (12-4-16)
 Minutes Played.....24 vs. Boyce College (12-4-16)

INDIVIDUAL GAME-BY-GAME



#15 DOMINIQUE WILLIAMS
 Graduate • Forward • 6-6 • 205
 Washington, DC
 Radford

Date	Opp	Min	FG	3FG	FT	O-D-R	PF	A	TO	B	SPTS
N10@Mrshl	37	10-12	3-4	2-2	4-2-6	3	0	2	0	1	25
N12@Illinois	37	6-14	0-1	3-4	2-3-5	4	1	2	0	1	15
N15 NCCU	27	2-10	0-1	1-2	2-2-4	0	1	1	0	0	5
N18@Akron	36	2-9	0-1	1-3	4-3-7	2	1	1	0	0	5
N22@Sthrn	8	0-1	0-1	0-0	0-4-4	2	0	2	1	0	0
N26UMKC	17	0-2	0-1	0-2	2-2-4	1	0	2	0	0	0
N29 @LSU	3	0-1	0-0	0-0	0-0-0	0	0	0	0	0	0
D2 @Chatt	8	1-3	0-0	0-1	0-1-1	3	0	2	0	0	2
D5 @Ark St	14	3-5	1-2	0-0	0-2-2	1	0	0	0	0	7
D10 UCC	8	2-4	0-1	0-0	2-1-3	0	1	0	1	0	4
D16@MS St											
D20Blue Mt											
D22 Ark PB											
D28 TSU											
D30 BEL											
J4 @APSU											
J6 @MURR											
J11 EKU											
J13 MORE											
J18 @EIU											
J20 @SIUE											
J25 @JSU											
J27 @TTU											
F1 APSU											
F3 MURR											
F8 @EKU											
F10 SEMO											
F15 SIUE											
F17 EIU											
F22@MORE											
F24@SEMO											

CAREER-HIGHS

Points..... 25 at Marshall (11-10-17)
 Field Goals..... 10 at Marshall (11-10-17)
 Field Goal Attempts..... 14 (twice), last at Illinois (11-12-17)
 3-Pointers Made..... 3 (twice), last at Marshall (11-10-17)
 3-Pointers Attempted..... 4 (twice), last at Marshall (11-10-17)
 Free Throws Made..... *5 at Hartford (12-21-14)
 Free Throw Attempts..... *5 (twice), last at Hartford (12-21-14)
 Rebounds..... *9 (twice), last at Florida Atlantic (1-4-15)
 Assists..... *3 (3 times), last vs. UTEP (3-12-15)
 Blocked Shots..... *2 (twice), last vs. Florida Atlantic (1-25-14)
 Steals..... *3 (twice), last vs. Louisiana Tech (2-14-15)
 Minutes Played..... 37 (twice), last at Illinois (11-12-17)

*set at FIU



#22 KAHARI BEAUFORT
 Senior • Guard • 6-4 • 185
 Hartford, Conn.
 Angelina College

Date	Opp	Min	FG	3FG	FT	O-D-R	PF	A	TO	B	SPTS
N10@Mrshl	10	0-0	0-0	0-0	0-0-0	2	2	1	0	0	0
N12@Illinois	4	1-2	0-0	0-0	0-0-0	3	0	0	1	1	2
N15 NCCU	---	---	---	---	-DNP-	---	---	---	---	---	---
N18@Akron	3	0-2	0-1	0-0	1-0-1	0	0	0	0	0	0
N22@Sthrn	25	2-6	1-3	2-2	2-3-5	4	1	0	0	0	7
N26UMKC	30	7-12	0-3	1-2	1-2-3	3	1	2	0	0	15
N29 @LSU	17	1-4	0-0	0-0	0-1-1	2	0	1	1	0	2
D2 @Chatt	5	0-0	0-0	0-0	0-1-1	1	0	1	0	0	0
D5 @Ark St	---	---	---	---	-DNP-	---	---	---	---	---	---
D10 UCC	17	2-3	0-0	0-0	1-2-3	2	2	2	0	4	4
D16@MS St											
D20Blue Mt											
D22 Ark PB											
D28 TSU											
D30 BEL											
J4 @APSU											
J6 @MURR											
J11 EKU											
J13 MORE											
J18 @EIU											
J20 @SIUE											
J25 @JSU											
J27 @TTU											
F1 APSU											
F3 MURR											
F8 @EKU											
F10 SEMO											
F15 SIUE											
F17 EIU											
F22@MORE											
F24@SEMO											

CAREER-HIGHS

Points..... 15 (twice), last vs. UMKC (11-26-17)
 Field Goals..... 7 vs. UMKC (11-26-17)
 Field Goal Attempts..... 12 vs. UMKC (11-26-17)
 3-Pointers Made..... 3 at Southern Illinois (12-22-16)
 3-Pointers Attempted..... 6 at Southeast Missouri (2-18-17)
 Free Throws Made..... 3 (twice), last at Southeast Missouri (2-18-17)
 Free Throw Attempts..... 4 (twice), last at Southeast Missouri (2-18-17)
 Rebounds..... 7 at UMKC (12-20-16)
 Assists..... 3 at Campbell (3-20-17)
 Blocked Shots..... 1 (4 times), last at LSU (11-29-17)
 Steals..... 4 vs. UC Clermont (12-10-17)
 Minutes Played..... 30 (3 times), last vs. UMKC (11-26-17)

INDIVIDUAL GAME-BY-GAME



#24 JEROME DAVIS
 Junior • Forward • 6-7 • 215
 Waukegan, Ill.
 John A. Logan College

Date	Opp	Min	FG	3FG	FT	O-D-R	PF	A	TO	B	S	PTS
N10@Mrshl	6	2-3	0-0	1-2	0-1-1	0	1	0	0	0	0	5
N12@Illinois	3	0-0	0-0	0-0	0-0-0	4	0	1	0	0	0	0
N15 NCCU	4	0-1	0-0	0-0	0-0-0	1	0	0	0	0	0	0
N18@Akron	1	0-0	0-0	0-0	0-0-0	0	0	0	0	0	0	0
N22@Sthrn	2	0-0	0-0	0-0	0-1-1	0	0	0	0	0	0	0
N26UMKC	---	---	---	---	-DNP-	---	---	---	---	---	---	---
N29 @LSU	3	0-0	0-0	0-0	0-0-0	0	0	1	0	0	0	0
D2 @Chatt	1	0-0	0-0	2-2	1-0-1	0	0	0	0	0	0	2
D5 @Ark St	---	---	---	---	-DNP-	---	---	---	---	---	---	---
D10 UCC	---	---	---	---	-DNP-	---	---	---	---	---	---	---
D16@MS St												
D20Blue Mt												
D22 Ark PB												
D28 TSU												
D30 BEL												
J4 @APSU												
J6 @MURR												
J11 EKU												
J13 MORE												
J18 @EIU												
J20 @SIUE												
J25 @JSU												
J27 @TTU												
F1 APSU												
F3 MURR												
F8 @EKU												
F10 SEMO												
F15 SIUE												
F17 EIU												
F22@MORE												
F24@SEMO												

CAREER-HIGHS

Points	5 at Marshall (11-10-17)
Field Goals	2 at Marshall (11-10-17)
Field Goal Attempts	3 at Marshall (11-10-17)
3-Pointers Made	None
3-Pointers Attempted	None
Free Throws Made	2 at Chattanooga (12-2-17)
Free Throw Attempts	2 (twice), last at Chattanooga (12-2-17)
Rebounds	1 (3 times), last at Chattanooga (12-2-17)
Assists	1 at Marshall (11-10-17)
Blocked Shots	None
Steals	None
Minutes Played	6 at Marshall (11-10-17)



#25 DALEN VICTOR
 R-Junior • Center • 6-10 • 210
 Orlando, Fla.
 Eastern Oklahoma State College

Date	Opp	Min	FG	3FG	FT	O-D-R	PF	A	TO	B	S	PTS
N10@Mrshl	---	---	---	---	-DNP-	---	---	---	---	---	---	---
N12@Illinois	---	---	---	---	-DNP-	---	---	---	---	---	---	---
N15 NCCU	---	---	---	---	-DNP-	---	---	---	---	---	---	---
N18@Akron	---	---	---	---	-DNP-	---	---	---	---	---	---	---
N22@Sthrn	---	---	---	---	-DNP-	---	---	---	---	---	---	---
N26UMKC	---	---	---	---	-DNP-	---	---	---	---	---	---	---
N29 @LSU	---	---	---	---	-DNP-	---	---	---	---	---	---	---
D2 @Chatt	---	---	---	---	-DNP-	---	---	---	---	---	---	---
D5 @Ark St	---	---	---	---	-DNP-	---	---	---	---	---	---	---
D10 UCC	---	---	---	---	-DNP-	---	---	---	---	---	---	---
D16@MS St												
D20Blue Mt												
D22 Ark PB												
D28 TSU												
D30 BEL												
J4 @APSU												
J6 @MURR												
J11 EKU												
J13 MORE												
J18 @EIU												
J20 @SIUE												
J25 @JSU												
J27 @TTU												
F1 APSU												
F3 MURR												
F8 @EKU												
F10 SEMO												
F15 SIUE												
F17 EIU												
F22@MORE												
F24@SEMO												

CAREER-HIGHS

Points	None
Field Goals	None
Field Goal Attempts	None
3-Pointers Made	None
3-Pointers Attempted	None
Free Throws Made	None
Free Throw Attempts	None
Rebounds	None
Assists	None
Blocked Shots	None
Steals	None
Minutes Played	None

INDIVIDUAL GAME-BY-GAME



#30 JAILEN GILL
 Junior • Forward • 6-8 • 235
 Kansas City, Mo.
 Antelope Valley College

Date	Opp	Min	FG	3FG	FT	O-D-R	PF	A	TO	B	S	PTS
N10@Mrshl	11	2-4	0-0	0-0	1-1-2	3	0	0	0	0	0	4
N12@Illinois	8	0-2	0-0	0-0	0-1-1	1	0	3	1	1	0	0
N15 NCCU	19	3-3	0-0	0-0	2-5-7	3	1	0	3	0	0	6
N18@Akron	10	1-3	0-0	0-0	1-4-5	2	0	2	1	0	0	2
N22@Sthrn	17	2-4	0-0	1-2	1-2-3	3	0	1	2	1	0	5
N26UMKC	3	0-2	0-0	0-0	1-0-1	0	0	0	0	0	0	0
N29 @LSU	31	3-3	0-0	2-2	3-5-8	3	0	2	2	2	0	8
D2 @Chatt	11	1-1	0-0	0-0	0-0-0	4	0	1	1	1	0	2
D5 @Ark St	4	0-0	0-0	0-0	0-1-1	1	1	1	0	0	0	0
D10 UCC	18	4-9	0-0	2-4	4-6-10	1	0	3	2	0	0	10
D16@MS St												
D20Blue Mt												
D22 Ark PB												
D28 TSU												
D30 BEL												
J4 @APSU												
J6 @MURR												
J11 EKU												
J13 MORE												
J18 @EIU												
J20 @SIUE												
J25 @JSU												
J27 @TTU												
F1 APSU												
F3 MURR												
F8 @EKU												
F10 SEMO												
F15 SIUE												
F17 EIU												
F22@MORE												
F24@SEMO												

CAREER-HIGHS

Points.....10 vs. UC Clermont (12-10-17)
 Field Goals.....4 vs. UC Clermont (12-10-17)
 Field Goal Attempts.....9 vs. UC Clermont (12-10-17)
 3-Pointers Made.....None
 3-Pointers Attempted.....None
 Free Throws Made.....2 (twice), last vs. UC Clermont (12-10-17)
 Free Throw Attempts.....4 vs. UC Clermont (12-10-17)
 Rebounds.....10 vs. UC Clermont (12-10-17)
 Assists.....1 (twice), last at Arkansas State (12-5-17)
 Blocked Shots.....3 vs. NC Central (11-15-17)
 Steals.....2 at LSU (11-29-17)
 Minutes Played.....31 at LSU (11-29-17)



#55 LORENZEN WRIGHT, JR.
 Graduate • Guard • 6-4 • 185
 Memphis, Tenn.
 Robert Morris

Date	Opp	Min	FG	3FG	FT	O-D-R	PF	A	TO	B	S	PTS
N10@Mrshl	2	0-1	0-1	0-0	0-0-0	0	0	0	0	0	0	0
N12@Illinois	---	---	---	---	-DNP-	---	---	---	---	---	---	---
N15 NCCU	15	0-3	0-3	2-3	1-3-4	1	1	1	0	0	0	2
N18@Akron	5	0-0	0-0	0-0	0-0-0	0	0	0	0	0	1	0
N22@Sthrn	---	---	---	---	-DNP-	---	---	---	---	---	---	---
N26UMKC	9	3-5	2-3	0-0	0-1-1	2	1	0	0	0	2	8
N29 @LSU	1	0-0	0-0	0-0	0-0-0	0	0	1	0	0	0	0
D2 @Chatt	1	0-0	0-0	0-0	0-0-0	0	0	0	0	0	0	0
D5 @Ark St	6	0-0	0-0	0-0	0-0-0	0	0	0	0	0	0	0
D10 UCC	14	4-9	4-9	0-0	0-2-2	1	0	0	0	0	0	12
D16@MS St												
D20Blue Mt												
D22 Ark PB												
D28 TSU												
D30 BEL												
J4 @APSU												
J6 @MURR												
J11 EKU												
J13 MORE												
J18 @EIU												
J20 @SIUE												
J25 @JSU												
J27 @TTU												
F1 APSU												
F3 MURR												
F8 @EKU												
F10 SEMO												
F15 SIUE												
F17 EIU												
F22@MORE												
F24@SEMO												

CAREER-HIGHS

Points.....12 (twice), last vs. UC Clermont (12-10-17)
 Field Goals.....4 (twice), last vs. UC Clermont (12-10-17)
 Field Goal Attempts.....9 vs. UC Clermont (12-10-17)
 3-Pointers Made.....4 (twice), last vs. UC Clermont (12-10-17)
 3-Pointers Attempted.....9 vs. UC Clermont (12-10-17)
 Free Throws Made.....*3 at Central Connecticut (2-18-17)
 Free Throw Attempts.....*5 at Central Connecticut (2-18-17)
 Rebounds.....4 vs. NC Central (11-15-17)
 Assists.....1 (8 times), last vs. UMKC (11-26-17)
 Blocked Shots.....None
 Steals.....2 (twice), last vs. UMKC (11-26-17)
 Minutes Played.....*20 (twice), last vs. Mount St. Mary's (2-9-17)

*set at Robert Morris

RETURNERS CAREER STATS

BEAUFORT, Kahari

Season	gp-gs	min/avg	Total		3-Point		F-Throws		Rebounds				pf	fo	ast	to	blk	stl	Scoring	
			fg-fga	pct	fg-fga	pct	ft-fta	pct	off	def	tot	avg							pts	avg
2016-17	33-6	323/9.8	35-89	.393	15-44	.341	19-28	.679	9	41	50	1.5	36	0	10	24	2	11	104	3.2
2017-18	8-2	111/13.9	13-29	.448	1-7	.143	3-4	.750	5	9	14	1.8	17	0	6	7	2	5	30	3.8
TOTAL	41-8	434/10.6	48-118	.407	16-51	.314	22-32	.688	14	50	64	1.6	53	0	16	31	4	16	134	3.3

BUTLER, Matthew

Season	gp-gs	min/avg	Total		3-Point		F-Throws		Rebounds				pf	fo	ast	to	blk	stl	Scoring	
			fg-fga	pct	fg-fga	pct	ft-fta	pct	off	def	tot	avg							pts	avg
2016-17	35-35	1253/35.8	172-415	.414	82-219	.374	54-76	.711	9	92	101	2.9	84	1	129	110	1	21	480	13.7
2017-18	10-10	359/35.9	66-147	.449	29-81	.358	12-15	.800	2	21	23	2.3	21	0	32	39	0	13	173	17.3
TOTAL	45-45	1612/35.8	238-562	.423	111-300	.370	66-91	.725	11	113	124	2.8	105	1	161	149	1	34	653	14.5

FOFANA, Mike

Season	gp-gs	min/avg	Total		3-Point		F-Throws		Rebounds				pf	fo	ast	to	blk	stl	Scoring	
			fg-fga	pct	fg-fga	pct	ft-fta	pct	off	def	tot	avg							pts	avg
2016-17	19-0	112/5.9	11-21	.524	1-3	.333	12-14	.857	5	14	19	1.0	11	0	7	10	0	4	35	1.8
2017-18	9-6	131/14.6	7-22	.318	0-4	.000	5-8	.625	2	15	17	1.9	13	0	8	9	1	3	19	2.1
TOTAL	28-6	243/8.7	18-43	.419	1-7	.143	17-22	.773	7	29	36	1.3	24	0	15	19	1	7	54	1.9

LEWIS, Fatodd

Season	gp-gs	min/avg	Total		3-Point		F-Throws		Rebounds				pf	fo	ast	to	blk	stl	Scoring	
			fg-fga	pct	fg-fga	pct	ft-fta	pct	off	def	tot	avg							pts	avg
2015-16	19-0	153/8.1	17-46	.370	5-18	.278	5-14	.357	8	21	29	1.5	20	0	2	10	5	3	44	2.3
2016-17	33-3	640/19.4	79-175	.451	21-57	.368	39-76	.513	42	99	141	4.3	54	0	29	37	11	19	218	6.6
2017-18	10-7	293/29.3	56-112	.500	9-26	.346	27-33	.818	29	62	91	9.1	24	1	21	17	5	8	148	14.8
TOTAL	62-10	1086/17.5	152-333	.456	35-101	.347	71-123	.577	79	182	261	4.2	98	1	52	64	21	30	410	6.6

2017-18 OVERALL STATISTICS

RECORD:	OVERALL	HOME	AWAY	NEUTRAL
ALL GAMES	3-7	2-1	1-6	0-0
CONFERENCE	0-0	0-0	0-0	0-0
NON-CONFERENCE	3-7	2-1	1-6	0-0

#	Player	gp-gs	min	avg	Total		3-Point		F-Throw		Rebounds				pf	dq	a	to	blk	stl	pts	avg				
					fg-fga	fg%	3fg-fga	3fg%	ft-fga	ft%	off	def	tot	avg												
01	BUTLER, Matthew	10-10	359	35.9	66-147	.449	29-81	.358	12-15	.800	2	21	23	2.3	21	0	32	39	0	13	173	17.3				
12	LEWIS, Fatodd	10-7	293	29.3	56-112	.500	9-26	.346	27-33	.818	29	62	91	9.1	24	1	21	17	5	8	148	14.8				
02	BOGAN, Delfincko	10-2	208	20.8	26-48	.542	14-25	.560	6-8	.750	2	20	22	2.2	24	0	22	20	0	22	72	7.2				
04	HEWITT, Parrish	10-2	168	16.8	26-48	.542	10-25	.400	9-10	.900	1	18	19	1.9	10	0	15	4	4	7	71	7.1				
11	THOMPSON, Darius	10-8	212	21.2	19-48	.396	8-23	.348	18-20	.900	1	16	17	1.7	16	2	14	10	1	7	64	6.4				
15	WILLIAMS, Dominique	10-4	195	19.5	26-61	.426	4-12	.333	7-14	.500	16	20	36	3.6	16	0	4	12	2	2	63	6.3				
05	PARKER, Terrence	10-4	143	14.3	21-30	.700	0-0	.000	13-17	.765	12	26	38	3.8	22	2	6	16	5	3	55	5.5				
22	BEAUFORT, Kahari	8-2	111	13.9	13-29	.448	1-7	.143	3-4	.750	5	9	14	1.8	17	0	6	7	2	5	30	3.8				
30	GILL, Jailen	10-5	132	13.2	16-31	.516	0-0	.000	5-8	.625	13	25	38	3.8	21	0	2	13	12	5	37	3.7				
55	WRIGHT, JR, Lorenze	8-0	53	6.6	7-18	.389	6-16	.375	2-3	.667	1	6	7	0.9	4	0	2	2	0	3	22	2.8				
13	FOFANA, Mike	9-6	131	14.6	7-22	.318	0-4	.000	5-8	.625	2	15	17	1.9	13	0	8	9	1	3	19	2.1				
24	DAVIS, Jerome	7-0	20	2.9	2-4	.500	0-0	.000	3-4	.750	1	2	3	0.4	5	0	1	2	0	0	7	1.0				
Team											25	10	35											3		
Total.....		10	2025		285-598	.477	81-219	.370	110-144	.764	110	250	360	36.0	193	5	133	154	32	78	761	76.1				
Opponents.....		10	2025		259-585	.443	108-295	.366	140-198	.707	109	216	325	32.5	161	-	173	147	22	64	766	76.6				

TEAM STATISTICS	UTM	OPP	Date	Opponent	Score	Att.
SCORING	761	766	11/10/17	at Marshall	Lot 91-102	5754
Points per game	76.1	76.6	11/12/17	at Illinois	L 74-77	11882
Scoring margin	-0.5	-	11/15/17	NC CENTRAL	W 74-57	1274
FIELD GOALS-ATT	285-598	259-585	11/18/17	at Akron	L 59-76	2713
Field goal pct	.477	.443	11/22/17	at Southern	L 66-69	225
3 POINT FG-ATT	81-219	108-295	11/26/17	UMKC	L 55-65	1338
3-point FG pct	.370	.366	11/29/17	at LSU	L 60-84	7396
3-pt FG made per game	8.1	10.8	12/02/17	at Chattanooga	L 63-66	3676
FREE THROWS-ATT	110-144	140-198	12/5/17	at Arkansas State	W 92-78	2116
Free throw pct	.764	.707	12/10/17	UC CLERMONT	W 127-92	1014
F-Throws made per game	11.0	14.0	* - Conference game			
REBOUNDS	360	325				
Rebounds per game	36.0	32.5				
Rebounding margin	+3.5	-				
ASSISTS	133	173				
Assists per game	13.3	17.3				
TURNOVERS	154	147				
Turnovers per game	15.4	14.7				
Turnover margin	-0.7	-				
Assist/turnover ratio	0.9	1.2				
STEALS	78	64				
Steals per game	7.8	6.4				
BLOCKS	32	22				
Blocks per game	3.2	2.2				
ATTENDANCE	3626	33762				
Home games-Avg/Game	3-1209	7-4823				
Neutral site-Avg/Game	-	0-0				

Score by Periods	1st	2nd	OT	Totals
UT Martin	359	394	8	761
Opponents	369	378	19	766

RADIO / TV ROSTER



#1 MATTHEW BUTLER
G • 6-2 • 185 • R-Sr.
Memphis, Tenn.



#2 DELFINCKO BOGAN
G • 5-10 • 190 • Jr.
Charleston, Mo.



#4 PARRISH HEWITT
G • 6-3 • 175 • Fr.
Memphis, Tenn.



#5 TERENCE PARKER
C • 6-9 • 230 • Jr.
Wilson, NC



#10 KEVIN LITTLE
G • 6-0 • 170 • Sr.
Wyangandach, NY



#11 DARIUS THOMPSON
G • 6-3 • 185 • Jr.
Memphis, Tenn.



#12 FATODD LEWIS
F • 6-8 • 225 • R-Jr.
Memphis, Tenn.



#13 MIKE FOFANA
F • 6-8 • 210 • So.
Memphis, Tenn.



#15 DOMINIQUE WILLIAMS
F • 6-6 • 205 • Gr.
Washington, DC



#22 KAHARI BEAUFORT
G • 6-4 • 185 • Sr.
Hartford, Conn.



#24 JEROME DAVIS
F • 6-7 • 215 • Jr.
Waukegan, Ill.



#25 DALEN VICTOR
C • 6-10 • 210 • R-Jr.
Orlando, Fla.



#30 JAILEN GILL
F • 6-8 • 235 • Jr.
Kansas City, Mo.



#55 LORENZEN WRIGHT, JR.
G • 6-4 • 185 • Gr.
Memphis, Tenn.



ANTHONY STEWART
Head Coach • 2nd Year
Mount Union, 1993



JERMAINE JOHNSON
Assoc. HC • 4th Year
US Sports Academy, 2007



DeANDRE WALKER
Asst. Coach • 4th Year
Fairmont State, 2004



ZACH CARPENTER
Asst. Coach • 1st Year
Lee University, 2006



JAKE ANDERSON
Video Coord. • 1st Year
Kansas State, 2017



COLE CHRISTIAN
Dir. of Ops. • 1st Year
Iowa State, 2017