



# MOREHEAD STATE MEN'S HOOPS GAMENOTES

**MOREHEAD STATE (3-8) AT  
MISSISSIPPI STATE (7-3)**

## SCHEDULE/RESULTS

Game 12 • Thur, Dec. 22, 2016 • 7:00 PM ET • Starkville, Miss. • Humphrey Coliseum

### NOVEMBER

Sun, 6	Cincinnati Christian (Ex.)	W, 106-63
Fri, 11	Kentucky Christian	W, 106-41
Sun, 13	Lipscomb	W, 89-75
Wed, 16	at Marshall	L, 85-77
Sat, 19	at Evansville	L, 69-56
Fri, 25	at Pittsburgh	L, 76-63
Wed, 30	Northern Kentucky	L, 84-79

### DECEMBER

Sat, 3	at No. 15 Purdue	L, 90-56
Sat, 10	at Lipscomb	L, 98-84
Tue, 13	at Eastern Washington	L-OT, 88-86
Sat, 17	East Tennessee State	L, 78-68
Mon, 19	Central Arkansas	W, 111-85
Thur, 22	at Mississippi State	7:00 pm
Wed, 28	Asbury	7:00 pm
Sat, 31	at UT Martin	7:00 pm

### JANUARY

Thur, 5	Eastern Illinois	7:45 pm
Sat, 7	SIU Edwardsville	4:15 pm
Thur, 12	Belmont	7:00 pm
Sat, 14	Tennessee State	7:45 pm
Thur, 19	at Austin Peay	8:00 pm
Sat, 21	Eastern Kentucky	7:45 pm
Thur, 26	at Tennessee Tech	7:00 pm
Sat, 28	at Jacksonville State	12:00 pm

### FEBRUARY

Sat, 4	at Southeast Missouri	5:15 pm
Wed, 8	Murray State	7:00 pm
Sat, 11	at Eastern Kentucky	7:00 pm
Thur, 16	at Tennessee State	9:00 pm
Sat, 18	at Belmont	5:00 pm
Thur, 23	Tennessee Tech	9:00 pm
Sat, 25	Jacksonville State	4:15 pm

### MARCH

1-4 OVC TOURNAMENT

### MOREHEAD STATE EAGLES

Record: 3-8  
Road Record: 0-6  
Last Game: W, 111-85 (vs. C. Arkansas)  
Current Streak: W1  
Scoring Margin: +0.5  
Interim Head Coach: Preston Spradlin  
Spradlin's Record at MSU: 1-6 (1st year)  
Spradlin's Career Record: 1-6 (1st year)  
Leading Scorer: Moon (14.5)  
Leading Rebounder: Marrero (8.2)  
Assists Leader: Dicient (5.0)  
Blocks Leader: Four players (0.5)  
Steals Leader: Maitland (2.1)  
Next Game: Wed, Dec. 28 vs. Asbury (Ky.)

### MISSISSIPPI STATE BULLDOGS

Record: 7-3  
Home Record: 4-2  
Last Game: W, 86-44 (vs. So Miss)  
Current Streak: W1  
Scoring Margin: +6.9  
Head Coach: Ben Howland  
Howland's Record at MSU: 21-20 (2nd year)  
Howland Career Record: 422-226 (20th year)  
Leading Scorer: Weatherspoon (17.4)  
Leading Rebounder: Holman (6.6)  
Assists Leader: Ready (5.3)  
Blocks Leader: Holman (2.0)  
Steals Leader: Ready (2.1)  
Next Game: Thur, Dec. 29 vs. UMKC

### THE OPENING TIP...

#### HISTORY VS. MISSISSIPPI STATE

Tonight's matchup will be the fifth game between Mississippi State and Morehead State and the first since 1980. The Eagles trail in the series, 4-0.

#### MOON RECORDS FIRST TRIPLE-DOUBLE IN SCHOOL HISTORY

On Monday night vs. UCA, senior guard **Xavier Moon** recorded the first triple-double in school history with 25 points, 11 assists, and 10 rebounds, all of which were career highs. He was 9-13 from the floor and 5-6 from three-point range.

#### EAGLES KNOCK DOWN 18 THREES

On Monday night vs. UCA, the Eagles tied a school record with 18 made three-point field goals. They shot 18-35 from deep as Xavier Moon shot 5-6, Djimon Henson shot 5-12, Jordan Walker shot 4-7, and Miguel Dicient shot 3-7. They also had 18 threes vs. Centre in 1995-96.

#### MOON REACHES 500-POINT PLATEAU

Senior **Xavier Moon** leads the team with 14.5 points per game, which ranks ninth in OVC, and has scored in double figures in nine of 11 games. With 19 points against ETSU, the Goodwater, Ala., native surpassed the 500-point plateau in just 47 games.

#### RICO IS A DOUBLE-DOUBLE MACHINE

Senior **DeJuan Marrero** has five double-doubles this season and 12 for his career. He has double-doubles in three of four games with 17 points and 12 rebounds vs. ETSU, ten points and ten rebounds at EWU, and 14 points and ten rebounds at Lipscomb. He scored a season-high 18 points and had 13 rebounds at Pitt and had 17 points and 16 rebounds against Lipscomb. His 8.2 rebounds per game rank 5th in OVC.

#### DICIENT DISHING DIMES

Junior **Miguel Dicient** has led the team in assists in four of five games. He has 40 assists in those five games, for 8.0 per game. He recorded a career-high 13 assists to go along with 11 points at EWU for the first double-double of his career. With 13 assists, he was just three shy of the school record of 16, set by Jeff Fultz (1983-84) and Kareem Storey (2013-14).

## PROBABLE STARTERS

5

Miguel DICIENT

PPG	RPG	APG	MPG
10.1	2.5	5.0	28.5

22

Xavier MOON

PPG	RPG	APG	MPG
14.5	3.1	3.5	31.8

25

Ronnye BEAMON

PPG	RPG	APG	MPG
3.7	2.5	0.4	13.5

15

DeJuan MARRERO

PPG	RPG	APG	MPG
10.4	8.2	1.3	26.7

1

Treshaad WILLIAMS

PPG	RPG	APG	MPG
5.0	3.5	0.1	15.5



# MOREHEAD STATE MEN'S HOOPS GAMENOTES

**MOREHEAD STATE (3-8) AT  
MISSISSIPPI STATE (7-3)**

## TALE OF THE TAPE

Team Statistics	Eagles (3-8)	MSU (7-3)
Points per game	79.5	72.5
Scoring margin	+0.5	+6.9
Field goal percentage	.453	.442
3-Point FG-Attempts	88-233	85-225
3-point FG percentage	.378	.378
3-pt FG made per game	8.0	8.5
Free Throws-Attempts	115-169	136-179
Free throw percentage	.680	.760
FTs made per game	10.5	13.6
Rebounds per game	37.0	35.3
Rebounding margin	+4.1	+0.2
Assists per game	18.3	12.5
Turnovers per game	12.7	12.0
Turnover margin	+3.7	+2.7
Assist/turnover ratio	1.4	1.0
Steals per game	8.4	8.5
Blocks per game	3.0	4.6

## MOREHEAD STATE'S RECORD WHEN...

Leading at Half	3-1
Trailing at Half	0-7
Tied at Half	0-0
Overtime Games	0-1
vs. Ranked Opponents	0-1
Leading with 5 min. left	3-1
Trailing with 5 min. left	0-7
Score Tied with 5 min. left	0-0
Outrebounded opponent	3-3
Outrebounded by opponent	0-5
Team Rebounds are Even	0-0
Shoots 50% or more from floor	3-1
Opponent Shoots 50% or more from floor	0-5
Makes more FTs than opponent	1-1
Makes less FTs than opponent	2-7
FTs the same	0-0
More TOs than opponent	0-1
Less TOs than opponent	3-7
TOs even	0-0
Scores 60 points or less	0-2
Scores 61-69 points	0-2
Scores 70-79 points	0-2
Scores 80-89 points	1-2
Scores 90 points or more	2-0
Opponent Scores 60 points or less	1-0
Opponent Scores 61-69 points	0-1
Opponent Scores 70-79 points	1-2
Opponent Scores 80-89 points	1-3
Opponent Scores 90 points or more	0-2
Game Decided by 5 points or less	0-2
Game Decided by 6-10 points	0-2
Game Decided by 11-20 points	1-3
Game Decided by 21+ points	2-1
In November	2-4
In December	1-4
In January	0-0
In February	0-0
In March	0-0

### STRENGTH OF SCHEDULE

Prior to the win over UCA, Morehead State's strength of schedule ranked 54th in the country, second to only ECU (41) in the OVC. It now ranks 111. Seven of their eight losses have come to teams with winning records and those eight teams have a 65-30 combined record.

### STEAL KINGS

Through 11 games, the Eagles are averaging 8.4 steals (36th in the country, third in the OVC). The Eagles had 41 steals in two wins (13.7 per game), but just 51 in seven losses (6.4 spg).

### MORE DIMES THAN TO'S

The Eagles' assist-to-turnover ratio is 1.4, which leads the OVC. They are averaging 18.3 assists per game, which ranks first in the league. They had a season-high 29 assists in the win over UCA. They have won the turnover battle in ten of 11 games this season and their turnover margin is +3.7, which ranks third in OVC.

### DE-FENSE

The Eagles are giving up 79.0 points per game, which ranks 10th in the OVC. Their field goal percentage defense is .488, which ranks 10th in the OVC, and their three-point field goal percentage defense is .415, which ranks 10th in the league. Last year, Morehead State ranked third in the OVC in scoring defense at 69.0 points per game and their field goal percentage defense was .438, which ranked third in the league.

### REBOUND BATTLE

Through their first three games, Morehead State's rebounding margin was +14.3 after outrebounding KCU, 43-25, Lipscomb, 46-23, and Marshall, 38-36. After being outrebounded in five straight games, MSU has outrebounded its last three opponents - EWU, 45-36, ETSU, 44-36, UCA, 42-29. Their rebounding margin is now +4.1.

### ENDING THE EIGHT-GAME SLIDE

Prior to the UCA win, the Eagles had lost eight straight games. Last season, their worst losing streak was four games in late December. The last time MSU lost eight straight was the 2006-07 season when they lost nine straight. That season they finished 12-18 on the year.

### TOO MUCH CHARITY

Through 11 games, Morehead State has been outscored by 86 points at the free throw line, which is 7.8 points per game. The Eagles are shooting 115-169 (.680), while opponents are shooting 201-292 (.688).

### HOME SWEET HOME

After opening the season with six of their first nine games on the road, including a stretch where they played six of seven on the road, the Eagles are now in the midst of a stretch where they will play seven of nine at Johnson Arena.

### SIX SCORE IN DOUBLE FIGURES

In two of their last three games, the Eagles have had six players score in double figures. In the 111-85 win over UCA, Moon-25, Henson-21, Walker-15, Dicient-13, Harris-12, and Bitting-11 scored in double figures, and in the 88-86 overtime loss at EWU, Harris-22, Moon-13, Walker-12, Williams-11, Dicient-11, Marrero-10 did so. The last time the Eagles had six players score in double figures was Game 3 of the CBI against Nevada last season.

### MOON NAMED PRESEASON ALL-OVC

Senior **Xavier Moon** played in 37 games last year, with 21 starts. He tied for second on the team with 10.2 points per game, while averaging 2.6 rebounds. He drilled 48 percent from the field and 77 percent from the free-throw line. He ranked seventh in the OVC in three-point field goal percentage (41).

### MARRERO RECOGNIZED BY INDY STAR

Senior **DeJuan Marrero** was named to the Indy Star's All-Indiana Third Team, which is awarded to players from the state of Indiana. He played in 37 games last year, with 25 starts. The native of Gary, Ind. averaged 8.2 points and 7.2 rebounds, while shooting 47 percent from the field. He had seven double-doubles. He ranked fifth in the OVC in rebounding (7.2 average / 266 total).

## FIND MSU EAGLES ON SOCIAL MEDIA

TWITTER: @MSUEagles, @MSUEaglesMBB

INSTAGRAM: @MSUEagles

FACEBOOK: facebook.com/MSUEagles

YOUTUBE: youtube.com/MSUEagles

SNAPCHAT: MSU\_Eagles



# MOREHEAD STATE MEN'S HOOPS GAMENOTES

**MOREHEAD STATE (3-8) AT  
MISSISSIPPI STATE (7-3)**

## CONTACT & GAMEDAY INFO

**Television / Video:** OVC Digital Network  
**Radio / Audio:** Eagle Sports Network / MSUEagles.com  
**Radio Affiliates:** 96.3 FM, 103.7 FM  
**Radio Broadcaster:** Chuck Mraz  
**Mobile:** m.Morehead.EZStream.com & Eagle Empire App  
**Live Statistics:** Linked to MSUEagles.com  
**Media Relations Director:** Nick Evans  
 502-807-9345 (cell) | n.evans@moreheadstate.edu  
**Twitter:** @MSUEagles, @MSUEaglesMBB  
**Facebook:** Facebook.com/MSUEagles

## UNIVERSITY INFO

**Location:** Morehead, Ky.  
**Founded:** 1887  
**Enrollment:** 10,951  
**Nickname:** Eagles  
**Colors:** Blue and Gold  
**Affiliation:** NCAA Division I  
**Conference:** Ohio Valley  
**Facility:** Ellis T. Johnson Arena (6,500)  
**President:** Dr. Wayne D. Andrews  
**Athletic Director:** Brian Hutchinson

## ROSTER / COACHING STAFF / PRONUNCIATIONS

No.	Name	Pos.	Ht.	Wt.	Yr.	Hometown (Previous School)
0	Ty'Quan Bitting	F/C	6-9	220	Sr.	Winston-Salem, N.C. (Angelina College [Texas])
1	Treshaad Williams	F	6-5	235	Sr.	Nashville, Ga. (NW Florida State)
2	Jordan Walker	G	6-1	177	Fr.	Indianapolis, Ind. (Cathedral)
3	Keion Alexander	F/C	6-9	210	R-Jr.	Brooklyn, N.Y. (Southwest Tennessee)
5	Miguel Dient	G	6-3	155	Jr.	Santo Domingo, D.R. (Canarias Basketball Acad.)
10	Alonzo Chatman	F	6-7	200	Fr.	Chicago, Ill. (Morgan Park)
13	Lamontray Harris	F	6-7	210	So.	Louisville, Ky. (Pleasure Ridge Park)
15	DeJuan Marrero	F	6-6	230	R-Sr.	Gary, Ind. (Chipola College [Fla.])
21	Wes Noble	F	6-5	190	R-So.	Jackson, Ky. (Breathitt County)
22	Xavier Moon	G	6-2	190	Sr.	Goodwater, Ala. (NW Florida State)
23	Malik Winston*	G	6-4	194	Fr.	Baltimore, Md. (Dundalk)
25	Ronnye Beamon	F	6-5	195	Sr.	Calumet City, Ill. (Kaskaskia College [Ill.])
32	Djimon Henson	G	6-3	189	Fr.	Indianapolis, Ind. (Lawrence North)

\*Redshirting this season

**Interim Head Coach:** Preston Spradlin (Alice Lloyd [Ky.], 2009), first season (third with team)

**Associate Head Coach:** Dylan Howard (UAB, 1992), fifth season

**Assistant Coach:** Derrick Tilmon (Southern Illinois, 2000), second season

**Director of Operations:** Jonathan Mattox (Emmanuel [Ga.], 2011), fourth season

### Pronunciations

0	Ty'Quan BIT-ting	1	TRI-H-shawd Williams	3	KEY-on Alexander
5	ME-GEHL DIH-CENT	15	DeJuan mur-RARE-oh	32	Jl-mon Henson
AHC	DIE-lin Howard				

## PRESTON SPRADLIN -- MOREHEAD STATE INTERIM HEAD COACH

1-6, .143 at Morehead State (first season as interim head coach, third with team) / 1-6, .143 as head coach (first season)

Preston Spradlin, who is interim head coach, is in his third season as an assistant men's basketball coach at Morehead State and his eighth year working with a Division I program. His time is spent in a variety of areas, including recruiting, scouting, practice/game preparation and academics monitoring.

Following the 2015-16 season, Spradlin was named to the National Basketball Coaches Association (NABC) 2016 Under Armour 30-Under-30-Team, which recognizes 30 men's basketball coaches across the country that are under the age of 30.

He helped lead the Eagles to a 23-14 overall record and 11-5 Ohio Valley Conference mark, along with a second place finish in the College Basketball Invitational in 2015-16.

Spradlin came to MSU after five seasons with national power Kentucky. He spent two campaigns (2009-11) as a graduate assistant with the Wildcats before three years as the assistant director of operations (2011-14). His duties included film breakdown, creating and maintaining playbooks, assisting with opponent scouting and day-to-day operations.

Spradlin, a native of Pikeville, Ky., served as director of the John Calipari Basketball Camps and Clinics from 2012-14. He was the primary contact for satellite tour stops across the state of Kentucky and coordinated the first-ever Basketball Fantasy Experience for UK's head coach.

Spradlin worked with the Dominican Republic National Team during the summers of 2011 and 2012. The squad reached its highest finish and won the bronze medal in the Tournament of the Americas Olympic Qualifier in 2011 and came within one game of qualifying for the 2012 Olympics.

Spradlin earned a bachelor's degree in history from Alice Lloyd (Ky.) in 2009 and master's degree in kinesiology and health promotion, with a sports leadership emphasis, from Kentucky in 2011. He was a four-year men's basketball letterwinner for the NAIA Eagles from 2005-09.

Spradlin, a 2005 graduate of Betsy Layne High School (Ky.), is married to the former Misty Tackett. The couple has one son, Bentley, who was born on June 19, 2012.



# MOREHEAD STATE MEN'S HOOPS GAMENOTES

**MOREHEAD STATE (3-8) AT  
MISSISSIPPI STATE (7-3)**

## INDIVIDUAL GAME HIGHS

### Points

MSU: 25, Moon vs. Central Arkansas

OPP: 36, Mathews at Lipscomb

### FGs Made

MSU: 9, Harris at EWU; Moon vs. UCA

OPP: 13, Bliznyuk at Eastern Washington

### FGs Attempted

MSU: 21, Moon vs. ETSU

OPP: 20, Howard vs. Central Arkansas

### 3FGs Made

MSU: 5, Maitland vs. KCU; Moon vs. UCA; Henson vs. UCA

OPP: 8, Mathews at Lipscomb; Howard vs. UCA

### 3FGs Attempted

MSU: 13, Moon at Lipscomb

OPP: 14, Howard vs. Central Arkansas

### FTs Made

MSU: 6, Moon vs. Lip; Dicient vs. ETSU; Harris vs. UCA

OPP: 10, Elmore at Marshall

### FTs Attempted

MSU: 7, Marrero vs. Lipscomb

OPP: 12, Penava at Marshall

### Rebounds

MSU: 16, Marrero vs. Lipscomb

OPP: 12, Wiley at Eastern Washington

### Assists

MSU: 13, Dicient at Eastern Washington

OPP: 10, Moran at Lipscomb

### Blocks

MSU: 3, Harris at Lipscomb; Marrero vs. ETSU

OPP: 3, Wiley at Eastern Washington

### Steals

MSU: 6, Maitland vs. KCU

OPP: 2, 11 times

## GAME-BY-GAME STARTING LINEUP

GAME	1	2	3	4	5
Kentucky Christian	Maitland	Moon	Dicient	Marrero	Williams
Lipscomb	Maitland	Moon	Dicient	Marrero	Williams
at Marshall	Maitland	Moon	Dicient	Marrero	Williams
at Evansville	Maitland	Moon	Dicient	Marrero	Williams
at Pittsburgh	Maitland	Moon	Dicient	Marrero	Williams
Northern Kentucky	Maitland	Moon	Dicient	Marrero	Williams
at Purdue	Maitland	Moon	Dicient	Marrero	Williams
at Lipscomb	Maitland	Moon	Dicient	Marrero	Williams
at Eastern Washington	Dicient	Moon	Beamon	Marrero	Williams
East Tennessee State	Dicient	Moon	Beamon	Marrero	Williams
Central Arkansas	Dicient	Moon	Beamon	Marrero	Williams
at Mississippi State					
Asbury					
at UT Martin					
Eastern Illinois					
SIU Edwardsville					
Belmont					
Tennessee State					
at Austin Peay					
Eastern Kentucky					
at Tennessee Tech					
at Jacksonville State					
at Southeast Missouri					
Murray State					
at Eastern Kentucky					
at Tennessee State					
at Belmont					
Tennessee Tech					
Jacksonville State					

## TEAM HIGH/LOWS

MOREHEAD STATE	OPPONENT
<b>Points</b>	
High: 111, vs. UCA	98, at Lipscomb
Low: 56, at Evansville, at Purdue	41, vs. KCU
<b>FGs Made</b>	
High: 41, vs. KCU	34, at Purdue
Low: 21, at Evansville	13, vs. KCU
<b>3FGs Made</b>	
High: 18, vs. UCA	15, at Purdue; at Lipscomb
Low: 4, two times	3, two times
<b>FTs Made</b>	
High: 21, vs. Lipscomb	30, two times
Low: 0, at Purdue	7, at Purdue
<b>Rebounds</b>	
High: 46, vs. Lipscomb	38, at Purdue; at Lipscomb
Low: 24, at Evansville	23, vs. Lipscomb
<b>Assists</b>	
High: 29, vs. UCA	27, at Purdue
Low: 11, at Pittsburgh	5, vs. KCU
<b>Blocks</b>	
High: 6, at Lipscomb	7, at Marshall; vs. ETSU
Low: 0, at Pittsburgh	0, at Lipscomb
<b>Steals</b>	
High: 22, vs. KCU	9, vs. UCA
Low: 4, vs. NKU	1, at Pittsburgh

## MISCELLANEOUS PLAYER STATS

	14-15	15-16	16-17	Career
<b>TRIPLE-DOUBLES</b>				
Xavier Moon	-	-	1	1
<b>DOUBLE-DOUBLES</b>				
DeJuan Marrero	-	7	5	12
Miguel Dicient	-	-	1	1
<b>DOUBLE-DIGIT POINTS</b>				
Ronnye Beamon	-	1	1	2
Ty'Quan Bitting	-	1	2	3
Soufiyane Diakite	-	-	2	2
Miguel Dicient	3	9	6	18
Lamontray Harris	-	3	4	7
Djimon Henson	-	-	1	1
Malik Maitland	-	7	4	11
DeJuan Marrero	-	17	7	24
Xavier Moon	-	14	9	23
Wes Noble	-	1	-	1
Jordan Walker	-	-	4	4
Treshaad Williams	-	3	3	6
<b>DOUBLE-DIGIT REBOUNDS</b>				
Lamontray Harris	-	-	1	1
DeJuan Marrero	-	10	5	15
Xavier Moon	-	-	1	1





# MOREHEAD STATE MEN'S HOOPS GAMENOTES

**MOREHEAD STATE (3-8) AT  
MISSISSIPPI STATE (7-3)**

## SPECIALTY STATS

GAME	Points in Paint	Points Off TO	2nd Chance	Fast Break	Bench	Largest Lead	Largest Deficit	Times Tied	Lead Changes	Margins Half	Margins Final
Kentucky Christian	56/14	44/11	13/4	26/4	71/8	65 (2nd, 0:41)	n/a	0	0	+37	+65
Lipscomb	42/16	21/21	15/9	4/5	48/25	22 (2nd, 14:01)	n/a	0	0	+12	+14
at Marshall	40/32	24/20	16/4	8/4	21/13	7 (1st, 11:40)	11 (2nd, 10:23)	3	6	-2	-8
at Evansville	28/36	12/11	13/14	0/4	21/19	4 (2nd, 13:26)	13 (2nd, 2:25)	6	11	-4	-13
at Pittsburgh	26/22	16/12	7/17	10/13	8/19	n/a	18 (1st, 1:53)	0	0	-16	-13
Northern Kentucky	40/36	12/10	11/14	8/2	20/16	6 (1st, 1:55)	5 (2nd, 0:02)	8	17	+2	-5
at Purdue	28/36	12/18	7/11	6/11	25/25	1 (1st, 18:05)	37 (2nd, 1:47)	1	2	-22	-34
at Lipscomb	30/28	20/20	16/6	8/5	18/14	4 (1st, 19:13)	15 (2nd, 3:19)	3	5	-3	-14
at Eastern Washington	40/44	16/15	22/12	8/0	36/17	5 (1st, 15:46)	15 (1st, 4:33)	7	10	-9	-2
East Tennessee State	24/30	13/14	19/8	0/4	17/20	2 (1st, 19:08)	23 (1st, 7:03)	0	1	-15	-10
Central Arkansas	30/34	12/20	17/12	6/4	59/13	28 (2nd, 3:38)	1 (1st, 18:30)	0	4	+7	+26
at Mississippi State											
Asbury											
at UT Martin											
Eastern Illinois											
SIU Edwardsville											
Belmont											
Tennessee State											
at Austin Peay											
Eastern Kentucky											
at Tennessee Tech											
at Jacksonville State											
at Southeast Missouri											
Murray State											
at Eastern Kentucky											
at Tennessee State											
at Belmont											
Tennessee Tech											
Jacksonville State											




# MOREHEAD STATE MEN'S HOOPS GAMENOTES

**MOREHEAD STATE (3-8) AT  
MISSISSIPPI STATE (7-3)**

## 0 -- Ty'Quan Bitting

Forward/Center | 6-9 | 220 | Senior  
Winston-Salem, NC | Angelina College (TX)



### 2016-17 HIGHLIGHTS

- \*\* 11 points and five rebounds vs. UCA on 12/19/16.
- \*\* 11 points on 5-6 shooting at Evansville on 11/19/16.

### ADDITIONAL NOTES

- \*\* Helped Roadrunners to 21-10 record, which was their best in nine seasons
- \*\* Earned Honorable Mention All-Conference accolades
- \*\* Averaged 11.7 points, 6.8 rebounds and 1.2 assists in 14-15 at Angelina

<u>STAT</u>	<u>SEASON HIGHS</u>	<u>MSU CAREER HIGHS</u>
PTS	11, at Evans (11/19); vs. UCA (12/19)	12, vs. SCC (2/16/16)
REBS	5, vs. UCA (12/19/16)	5, vs. UCA (12/19/16)
ASTS	2, vs. Lipscomb (11/13/16)	2, vs. Lipscomb (11/13/16)
STLS	1, two times	3, vs. SCC (2/16/16)
BKS	2, vs. Lip (11/13); vs. UCA (12/19)	2, two times
FGM	5, at Evans (11/19); vs. UCA (12/19)	5, three times
3FGM	-----	-----
FTM	1, five times	2, vs. SCC (2/16/16)

## 2 -- Jordan Walker

Guard | 6-1 | 177 | Freshman  
Indianapolis, IN | Cathedral HS



### 2016-17 HIGHLIGHTS

- \*\* Career-high 15 points, while shooting 4-7 from three, vs. UCA on 12/19/16.
- \*\* Scored in double figures in first two games. Had 14 points on 6-7 shooting, 2-3 from three, in his debut vs. KCU and followed that with 10 points against Lipscomb.

### ADDITIONAL NOTES

- \*\* Averaged 14.3 points, 5.6 rebounds, and 2.1 assists as a junior in 2014-15
- \*\* Ranked as the ninth best player in the state by IndyStar and the third best point guard
- \*\* Named Second Team All-City and to the All-City Tournament Team as a junior.

<u>STAT</u>	<u>SEASON HIGHS</u>	<u>MSU CAREER HIGHS</u>
PTS	15, vs. UCA (12/19/16)	15, vs. UCA (12/19/16)
REBS	4, at Purdue (12/3); at EWU (12/13)	4, two times
ASTS	3, two times	3, two times
STLS	2, at Eastern Washington (12/13/16)	2, at EWU (12/13/16)
BKS	-----	-----
FGM	6, vs. KCU (11/11/16)	6, vs. KCU (11/11/16)
3FGM	4, vs. UCA (12/19/16)	4, vs. UCA (12/19/16)
FTM	4, at Eastern Washington (12/13/16)	4, at EWU (12/13/16)

## 1 -- Treshaad Williams

Forward | 6-5 | 235 | Senior  
Nashville, GA | NW Florida State College



### 2016-17 HIGHLIGHTS

- \*\* Nine points and nine rebounds against Marshall on 11/16/16.
- \*\* 11 points and eight rebounds at Eastern Washington on 12/13/16.

### ADDITIONAL NOTES

- \*\* Career-high 15 points, while shooting, 9-of-9 from the free throw line at JSU on 2/27.
- \*\* Averaged 8.7 points and 7.6 rebounds and helped lead NW Florida State College to a National Junior College Championship in 14-15
- \*\* The Raiders finished 33-2 overall and 23-0 in non-conference action

<u>STAT</u>	<u>SEASON HIGHS</u>	<u>MSU CAREER HIGHS</u>
PTS	12, at Lipscomb (12/10/16)	15, at Jax State (2/27/16)
REBS	9, vs. Marshall (11/16/16)	9, vs. Marshall (11/16/16)
ASTS	1, vs. NKU (11/30/16)	2, vs. SCC (2/16/16)
STLS	3, at Eastern Washington (12/13/16)	3, at EWU (12/13/16)
BKS	-----	1, at TSU (2/6/16)
FGM	5, at LU (12/10); at EWU (12/13)	5, four times
3FGM	-----	-----
FTM	4, vs. ETSU (12/17/16)	9, at Jax State (2/27/16)

## 3 -- Keion Alexander

Forward/Center | 6-10 | 210 | R-Junior  
Brooklyn, NY | Southwest Tennessee CC



### 2016-17 HIGHLIGHTS

### ADDITIONAL NOTES

- \*\* Redshirted in 2015-16
- \*\* Averaged 3.4 points, 5.6 rebounds and 1.7 blocked shots as sophomore at SW Tennessee CC
- \*\* Helped STCC to a No. 11 National Junior College Athletic Association ranking

<u>STAT</u>	<u>SEASON HIGHS</u>	<u>MSU CAREER HIGHS</u>
PTS	4, two times	4, two times
REBS	4, vs. KCU (11/11/16)	4, vs. KCU (11/11/16)
ASTS	1, vs. KCU (11/11/16)	1, vs. KCU (11/11/16)
STLS	3, vs. KCU (11/11/16)	3, vs. KCU (11/11/16)
BKS	1, four times	1, four times
FGM	2, vs. Marshall (11/16/16)	2, vs. Marshall (11/16/16)
3FGM	-----	-----
FTM	2, vs. KCU (11/11/16)	2, vs. KCU (11/11/16)



# MOREHEAD STATE MEN'S HOOPS GAMENOTES

**MOREHEAD STATE (3-8) AT  
MISSISSIPPI STATE (7-3)**

## 5 -- Miguel Dicent

Guard | 6-3 | 155 | Junior  
Santo Domingo, D.R. | Canarias Academy



### 2016-17 HIGHLIGHTS

\*\* Season-high 18 points and tied season-high six assists at Lipscomb on 12/10.  
\*\* First career double-double with 11 points and 13 assists at Eastern Washington on 12/13.

### ADDITIONAL NOTES

\*\* Marked career high with 20 points on 8-12 shooting vs. Green Bay on 12/28/15.  
\*\* Played for the Dominican Republic National Team at the 2015 Pan American Games  
\*\* Hit the game-winning runner against Belmont on 2/7/15  
\*\* Finished his prep career at the Canarias Basketball Academy in Spain  
\*\* Played for the Dominican National Team in a 2011 Tournament

<u>STAT</u>	<u>SEASON HIGHS</u>	<u>MSU CAREER HIGHS</u>
PTS	18, at Lipscomb (12/10/16)	20, vs. Green Bay (12/28/15)
REBS	5, at EWU (12/13/16)	7, vs. MU (11/21/15)
ASTS	13, at EWU (12/13/16)	13, at EWU (12/13/16)
STLS	2, four times	3, four times
BKS	2, at LU (12/10); at EWU (12/13)	2, two times
FGM	6, two times	8, vs. Green Bay (12/28/15)
3FGM	3, three times	4, at Davidson (12/23/15)
FTM	6, vs. ETSU (12/17/16)	6, three times

## 13 -- Lamontray Harris

Forward | 6-7 | 210 | Sophomore  
Louisville, KY | Pleasure Ridge Park HS (KY)



### 2016-17 HIGHLIGHTS

\*\* Career-high 22 points at EWU on 12/13. Mounted 10- run of his own late in second half.  
\*\* Nine points and nine rebounds at Purdue.  
\*\* 13 points, five rebounds, and career-high three blocks at Lipscomb.


### ADDITIONAL NOTES

\*\* As freshman, set career-highs in points in three straight games, scoring eight vs. SEMO, 11 vs. UTM, and 12 at SIUE.  
\*\* Averaged 17 points and 12 rebounds for Robinson Prep in 14-15  
\*\* Averaged 18 points and 10 rebounds as a senior in 2013-14 at PRP, helped the Panthers to a 95-32 overall record (.748)  
\*\* PRP won Sixth Region championships and advanced to the Kentucky High School Athletic Association's Sweet Sixteen his final two campaigns

<u>STAT</u>	<u>SEASON HIGHS</u>	<u>MSU CAREER HIGHS</u>
PTS	22, at EWU (12/13/16)	22, at EWU (12/13/16)
REBS	10, vs. KCU (11/11/16)	10, vs. KCU (11/11/16)
ASTS	4, three times	4, four times
STLS	1, four times	1, eight times
BKS	3, at Lipscomb (12/10/16)	3, at Lipscomb (12/10/16)
FGM	9, at EWU (12/13/16)	9, at EWU (12/13/16)
3FGM	2, at EWU (12/13/16)	2, two times
FTM	6, vs. UCA (12/19/16)	6, vs. UCA (12/19/16)

## 10 -- Alonzo Chatman

Forward | 6-7 | 200 | Freshman  
Chicago, IL | Morgan Park HS



### 2016-17 HIGHLIGHTS

### ADDITIONAL NOTES

\*\* Helped Morgan Park win back-to-back 3A State Championships during his freshman and sophomore seasons.  
\*\* As a senior, led the Mustangs to a top three ranking in the state and to a state semifinal appearance.

<u>STAT</u>	<u>SEASON HIGHS</u>	<u>MSU CAREER HIGHS</u>
PTS	4, vs. KCU (11/11/16)	4, vs. KCU (11/11/16)
REBS	2, vs. UCA (12/19/16)	2, vs. UCA (12/19/16)
ASTS	-----	-----
STLS	1, vs. UCA (12/19/16)	1, vs. UCA (12/19/16)
BKS	1, vs. UCA (12/19/16)	1, vs. UCA (12/19/16)
FGM	1, vs. KCU (11/11/16)	1, vs. KCU (11/11/16)
3FGM	-----	-----
FTM	2, vs. KCU (11/11/16)	2, vs. KCU (11/11/16)

## 15 -- DeJuan Marrero

Forward | 6-6 | 230 | R-Senior  
Gary, IN | Chipola College (FL)



### 2016-17 HIGHLIGHTS

\*\* Five doubles doubles this season and 12 for his career at Morehead State.

### ADDITIONAL NOTES

\*\* Named OVC Newcomer of the Week twice  
\*\* Career-high 21 points, 11 rebounds in the 78-77 win vs. Belmont on 2/13.  
\*\* Paced Chipola College with 14.4 points, 12.2 rebounds and 1.3 blocked shots per contest  
\*\* Averaged 1.2 points and 2.2 rebounds for the Blue Demons as a redshirt freshman after missing his freshman year with right knee injury  
\*\* Played for Puerto Rico's U18 national team at the 2010 FIBA Americas Tournament.

<u>STAT</u>	<u>SEASON HIGHS</u>	<u>MSU CAREER HIGHS</u>
PTS	18, at Pittsburgh (11/25/16)	21, vs. Belmont (2/13/16)
REBS	16, vs. Lipscomb (11/13/16)	16, vs. Lipscomb (11/13/16)
ASTS	4, vs. KCU (11/11/16)	5, vs. SEMO (1/7/15)
STLS	2, two times	4, two times
BKS	3, vs. ETSU (12/17/16)	3, two times
FGM	8, at Pitt (11/25); at ETSU (12/17)	8, two times
3FGM	-----	-----
FTM	5, vs. Lipscomb (11/13/16)	7, two times




# MOREHEAD STATE MEN'S HOOPS GAMENOTES

## MOREHEAD STATE (3-8) AT MISSISSIPPI STATE (7-3)

### 21 -- Wes Noble

Forward | 6-5 | 190 | R-Sophomore  
Jackson, KY | Breathitt County HS



#### 2016-17 HIGHLIGHTS

#### ADDITIONAL NOTES

- \*\* Had a career-high 10 points and shot 5-6 from the free throw line vs. SSC on 2/16/16
- \*\* Served as a student manager and practice player in 14-15
- \*\* Helped Breathitt County HS to a 24-9 overall record and 6-0 mark in district play as a senior in 2013-14

STAT	SEASON HIGHS	MSU CAREER HIGHS
PTS	9, vs. KCU (11/11/16)	10, vs. SCC (2/16/16)
REBS	1, vs. Lipscomb (11/13/16)	3, vs. SCC (2/16/16)
ASTS	-----	3, vs. SEMO (1/7)
STLS	4, vs. KCU (11/11/16)	4, vs. KCU (11/11/16)
BKS	1, vs. KCU (11/11/16)	1, vs. KCU (11/11/16)
FGM	3, vs. KCU (11/11/16)	3, vs. KCU (11/11/16)
3FGM	1, vs. KCU (11/11/16)	1, two times
FTM	2, vs. KCU (11/11/16)	5, vs. SCC (2/16/16)

### 22 -- Xavier Moon

Guard | 6-2 | 165 | Senior  
Goodwater, AL | NW Florida State College



#### 2016-17 HIGHLIGHTS

- \*\* Recorded first triple-double in school history with 25 points, 11 assists, and ten rebounds vs. UCA on 12/19/16.
- \*\* Has scored in double figures in nine of 11 games.

#### ADDITIONAL NOTES

- \*\* Career-high 25 points at JSU on 2/27/16. Shot 7-10 from floor, 3-4 from three, 8-8 from FT line. Also, pulled down career-high seven rebounds.
- \*\* Named OVC Newcomer of Week after scoring 24 vs. TTU and 22 vs. JSU.
- \*\* Averaged 7.7 points and 2.7 rebounds and helped lead NW Florida State College to a National Junior College Championship in 14-15
- \*\* The Raiders finished 33-2 overall and 23-0 in non-conference action

STAT	SEASON HIGHS	MSU CAREER HIGHS
PTS	25, vs. UCA (12/19/16)	25, at JSU (2/27/16), vs. UCA (12/19)
REBS	10, vs. UCA (12/19/16)	10, vs. UCA (12/19/16)
ASTS	11, vs. UCA (12/19/16)	11, vs. UCA (12/19/16)
STLS	3, vs. ETSU (12/17/16)	3, four times
BKS	1, two times	1, six times
FGM	9, vs. UCA (12/19/16)	9, vs. UCA (12/19/16)
3FGM	5, vs. UCA (12/19/16)	5, vs. UCA (12/19/16)
FTM	6, vs. Lipscomb (11/13/16)	8, three time

### 25 -- Ronnye Beamon

Forward | 6-5 | 195 | Junior  
Calumet City, IL | Kaskaskia College (IL)



#### 2016-17 HIGHLIGHTS

#### ADDITIONAL NOTES

- \*\* Played career-high minutes in back-to-back games with 21 vs. UTM on 1/9 and 24 at SIUE on 1/14. Had nine points and six rebounds in win over UTM, six points and five rebounds, 4-5 at line at SIUE.
- \*\* Averaged 10.5 points and 3.3 rebounds and helped lead Kaskaskia College to a 23-9 overall record and 11-5 mark in Great Rivers Athletic Conference play in 14-15
- \*\* Played in 13 contests as a redshirt freshman at Youngstown State in 13-14

STAT	SEASON HIGHS	MSU CAREER HIGHS
PTS	10, vs. Lipscomb (11/13/16)	12, vs. CCU (11/13/15)
REBS	8, at EWU (12/13/16)	8, at EWU (12/13/16)
ASTS	2, at EWU (12/13/16)	2, three times
STLS	2, vs. Marshall (11/16/16)	5, at Ohio (3/23/16)
BKS	-----	2, vs. Belmont (2/13/16)
FGM	4, vs. Lipscomb (11/13/16)	4, three times
3FGM	1, three times	2, vs. CCU (11/13/15)
FTM	2, three times	5, at EIU (1/16/16)

### 32 -- Djimon Henson

Guard | 6-3 | 189 | Freshman  
Indianapolis, IN | Lawrence North HS



#### 2016-17 HIGHLIGHTS

- \*\* Career-high 21 points on 7-15 shooting and 5-12 from three-point range vs. UCA on 12/19/16.

#### ADDITIONAL NOTES

- \*\* Averaged 18.5 points and 6.0 rebounds as a junior in 2014-15
- \*\* Was named a Indiana Junior All-Star and ranked eighth in Indiana's Class of 2016
- \*\* Was named one of the top candidates for 2016 IndyStar Mr. Basketball.

STAT	SEASON HIGHS	MSU CAREER HIGHS
PTS	21, vs. UCA (12/19/16)	21, vs. UCA (12/19/16)
REBS	3, vs. UCA (12/19/16)	3, vs. UCA (12/19/16)
ASTS	4, vs. KCU (11/11/16)	4, vs. KCU (11/11/16)
STLS	2, two times	2, two times
BKS	1, vs. KCU (11/11/16)	1, vs. KCU (11/11/16)
FGM	7, vs. UCA (12/19/16)	7, vs. UCA (12/19/16)
3FGM	5, vs. UCA (12/19/16)	5, vs. UCA (12/19/16)





**2016-17 Morehead State Men's Basketball**  
Morehead State Team Game-by-Game Comparison (as of Dec 20, 2016)  
**All games**



Opponent	1st	2nd	Score	Mar	Total FG	FG Pct	3-Pointers	3FG Pct	Free Throws	FT Pct	Rebounds	Assist	T/Over	Block	Steal	Fouls
KENTUCKY CHRISTIAN	53/16	53/25	106-41	+65	41-73/13-40	.562/.325	11-22/3-19	.500/.158	13-20/12-18	.650/.667	43/25 +18	27/5	13/33	4/2	22/4	17/16
LIPSCOMB	41/29	48/46	89-75	+14	32-63/18-46	.508/.391	4-15/9-25	.267/.360	21-31/30-42	.677/.714	46/23 +23	22/14	18/20	4/4	11/6	30/25
Marshall	42/44	35/41	77-85	(8)	34-75/24-53	.453/.453	6-24/7-18	.250/.389	3-6/30-36	.500/.833	38/36 +2	14/8	14/16	1/7	8/3	27/11
Evansville	29/33	27/36	56-69	(13)	21-49/26-42	.429/.619	4-11/3-6	.364/.500	10-17/14-27	.588/.519	24/31 (7)	13/11	12/14	1/3	6/4	28/16
Pitt	26/42	37/34	63-76	(13)	23-61/25-51	.377/.490	7-26/11-19	.269/.579	10-14/15-21	.714/.714	31/36 (5)	11/19	8/11	0/1	5/1	19/15
N. KENTUCKY	39/37	40/47	79-84	(5)	32-63/28-54	.508/.519	9-14/8-19	.643/.421	6-9/20-31	.667/.645	27/34 (7)	19/13	11/14	3/2	4/5	21/12
Purdue	25/47	31/43	56-90	(34)	24-65/34-61	.369/.557	8-20/15-29	.400/.517	0-0/7-14	.000/.500	34/38 (4)	14/27	12/9	3/3	6/5	13/8
LIPSCOMB	40/43	44/55	84-98	(14)	32-70/32-59	.457/.542	9-26/15-26	.346/.577	11-17/19-24	.647/.792	33/38 (5)	18/21	14/18	6/0	8/5	26/17
Eastern Washington	38/47	39/30	86-88	(2)	35-78/30-62	.449/.484	7-20/7-30	.350/.233	9-14/21-27	.643/.778	45/36 +9	20/14	12/13	2/5	9/2	21/16
EAST TENNESSEE	29/44	39/34	68-78	(10)	23-71/26-52	.324/.500	5-20/10-19	.250/.526	17-21/16-24	.810/.667	44/36 +8	14/19	11/17	5/7	5/6	23/21
C. ARKANSAS	51/44	60/41	111-85	+26	39-73/29-64	.534/.453	18-35/10-26	.514/.385	15-20/17-28	.750/.607	42/29 +13	29/18	15/16	4/2	8/9	24/18

Note: Game totals are displayed in the format TEAM/OPPONENT for each category



## Individual Career History



### BEAMON, Ronnye

			Total		3-Point		F-Throws		Rebounds											Scoring	
Season	gp-gs	min/avg	fg-fga	pct	fg-fga	pct	ft-fta	pct	off	def	tot	avg	pf	fo	ast	to	blk	stl	pts	avg	
2015-16	37-1	413/11.2	30-74	.405	5-13	.385	29-51	.569	23	32	55	1.5	73	3	14	23	7	20	94	2.5	
2016-17	11-3	148/13.5	15-24	.625	3-6	.500	8-17	.471	12	15	27	2.5	24	0	4	5	0	5	41	3.7	
TOTAL	48-4	561/11.7	45-98	.459	8-19	.421	37-68	.544	35	47	82	1.7	97	3	18	28	7	25	135	2.8	

### BITTING, Ty'Quan

			Total		3-Point		F-Throws		Rebounds											Scoring	
Season	gp-gs	min/avg	fg-fga	pct	fg-fga	pct	ft-fta	pct	off	def	tot	avg	pf	fo	ast	to	blk	stl	pts	avg	
2015-16	19-0	107/5.6	18-31	.581	0-0	.000	5-7	.714	6	8	14	0.7	15	0	2	8	1	3	41	2.2	
2016-17	10-0	97/9.7	19-28	.679	0-0	.000	5-11	.455	6	13	19	1.9	11	0	5	12	6	2	43	4.3	
TOTAL	29-0	204/7.0	37-59	.627	0-0	.000	10-18	.556	12	21	33	1.1	26	0	7	20	7	5	84	2.9	

### DICENT, Miquel

			Total		3-Point		F-Throws		Rebounds											Scoring	
Season	gp-gs	min/avg	fg-fga	pct	fg-fga	pct	ft-fta	pct	off	def	tot	avg	pf	fo	ast	to	blk	stl	pts	avg	
2014-15	33-0	470/14.2	42-115	.365	23-70	.329	17-24	.708	6	25	31	0.9	87	4	31	33	2	17	124	3.8	
2015-16	31-15	592/19.1	78-180	.433	34-89	.382	38-48	.792	18	48	66	2.1	80	1	44	33	5	17	228	7.4	
2016-17	11-11	314/28.5	40-104	.385	18-49	.367	13-18	.722	2	25	27	2.5	32	1	55	16	6	15	111	10.1	
TOTAL	75-26	1376/18.3	160-399	.401	75-208	.361	68-90	.756	26	98	124	1.7	199	6	130	82	13	49	463	6.2	

### HARRIS, Lamontray

			Total		3-Point		F-Throws		Rebounds											Scoring	
Season	gp-gs	min/avg	fg-fga	pct	fg-fga	pct	ft-fta	pct	off	def	tot	avg	pf	fo	ast	to	blk	stl	pts	avg	
2015-16	34-0	329/9.7	44-107	.411	14-34	.412	20-31	.645	14	45	59	1.7	35	1	13	16	8	5	122	3.6	
2016-17	11-0	220/20.0	43-91	.473	8-21	.381	10-12	.833	22	40	62	5.6	31	1	20	26	6	4	104	9.5	
TOTAL	45-0	549/12.2	87-198	.439	22-55	.400	30-43	.698	36	85	121	2.7	66	2	33	42	14	9	226	5.0	

### MARRERO, DeJuan

			Total		3-Point		F-Throws		Rebounds											Scoring	
Season	gp-gs	min/avg	fg-fga	pct	fg-fga	pct	ft-fta	pct	off	def	tot	avg	pf	fo	ast	to	blk	stl	pts	avg	
2015-16	37-25	898/24.3	120-257	.467	0-0	.000	64-123	.520	98	168	266	7.2	107	3	48	74	24	40	304	8.2	
2016-17	11-11	294/26.7	50-114	.439	0-0	.000	14-28	.500	30	60	90	8.2	31	0	14	20	6	9	114	10.4	
TOTAL	48-36	1192/24.8	170-371	.458	0-0	.000	78-151	.517	128	228	356	7.4	138	3	62	94	30	49	418	8.7	

### MOON, Xavier

			Total		3-Point		F-Throws		Rebounds											Scoring	
Season	gp-gs	min/avg	fg-fga	pct	fg-fga	pct	ft-fta	pct	off	def	tot	avg	pf	fo	ast	to	blk	stl	pts	avg	
2015-16	37-21	916/24.8	135-284	.475	47-114	.412	59-78	.756	17	78	95	2.6	87	1	68	36	4	35	376	10.2	
2016-17	11-11	350/31.8	58-141	.411	24-69	.348	20-20	1.000	7	27	34	3.1	22	0	38	15	2	11	160	14.5	
TOTAL	48-32	1266/26.4	193-425	.454	71-183	.388	79-98	.806	24	105	129	2.7	109	1	106	51	6	46	536	11.2	

### NOBLE, Wes

			Total		3-Point		F-Throws		Rebounds											Scoring	
Season	gp-gs	min/avg	fg-fga	pct	fg-fga	pct	ft-fta	pct	off	def	tot	avg	pf	fo	ast	to	blk	stl	pts	avg	
2015-16	7-0	29/4.1	2-11	.182	1-5	.200	8-10	.800	3	4	7	1.0	4	0	4	3	0	0	13	1.9	
2016-17	3-0	16/5.3	3-5	.600	1-1	1.000	2-2	1.000	1	0	1	0.3	3	0	0	2	1	4	9	3.0	
TOTAL	10-0	45/4.5	5-16	.313	2-6	.333	10-12	.833	4	4	8	0.8	7	0	4	5	1	4	22	2.2	

### WILLIAMS, Treshaad

			Total		3-Point		F-Throws		Rebounds											Scoring	
Season	gp-gs	min/avg	fg-fga	pct	fg-fga	pct	ft-fta	pct	off	def	tot	avg	pf	fo	ast	to	blk	stl	pts	avg	
2015-16	36-0	351/9.8	37-57	.649	0-0	.000	29-42	.690	40	36	76	2.1	47	0	10	15	1	12	103	2.9	
2016-17	11-11	171/15.5	21-33	.636	0-0	.000	13-18	.722	23	15	38	3.5	28	0	1	4	0	5	55	5.0	
TOTAL	47-11	522/11.1	58-90	.644	0-0	.000	42-60	.700	63	51	114	2.4	75	0	11	19	1	17	158	3.4	



Official Basketball Box Score -- Game Totals -- Final Statistics  
**C. Arkansas vs Morehead State**  
12/19/16 7:45 p.m. at Morehead, Ky. | Johnson Arena



**C. Arkansas 85 • 1-11**

#	Player		Total		3-Ptr		Rebounds			PF	TP	A	TO	Blk	Stl	Min
			FG-FGA	FG-FGA	FT-FTA	Off	Def	Tot								
22	Schmit, Tanner	f	1-3	0-0	3-6	1	4	5	2	5	0	0	0	0	0	17
10	Kamba, Mathieu	g	7-12	0-0	3-6	3	3	6	3	17	1	3	1	1	1	28
11	Lowery, Jeff	g	2-6	1-1	2-3	0	1	1	5	7	3	4	0	1	1	22
10	Howard, Jordan	g	11-20	8-14	4-4	0	1	1	1	34	5	2	0	1	1	33
32	Brooks, Derreck	g	3-12	0-6	3-4	1	3	4	1	9	3	0	0	2	3	33
02	Lee, Ethan		2-2	0-0	1-4	1	1	2	1	5	1	1	0	1	1	16
04	Christensson, Albert		0-0	0-0	0-0	0	0	0	0	0	0	3	0	1	1	6
12	Parnell, Darraja		2-3	0-1	1-1	2	1	3	1	5	4	3	1	0	0	19
13	Iyekepolor, Otas		0-1	0-0	0-0	0	1	1	1	0	0	0	0	1	1	9
23	Weidenaar, Aaron		1-5	1-4	0-0	0	1	1	3	3	0	0	0	0	0	15
33	Grant, Jordan		0-0	0-0	0-0	0	0	0	0	0	1	0	0	0	1	3
Team						3	2	5								
Totals				29-64	10-26	17-28	11	18	29	18	85	18	16	2	9	200
FG % 1st Half: 14-29			48.3%	2nd half: 15-35	42.9%	Game: 29-64		45.3%	Deadball Rebounds 8.4							
3FG % 1st Half: 6-13			46.2%	2nd half: 4-13	30.8%	Game: 10-26		38.5%								
FT % 1st Half: 10-15			66.7%	2nd half: 7-13	53.8%	Game: 17-28		60.7%								

**Morehead State 111 • 3-8**

#	Player		Total		3-Ptr		Rebounds			PF	TP	A	TO	Blk	Stl	Min
			FG-FGA	FG-FGA	FT-FTA	Off	Def	Tot								
01	WILLIAMS, Treshaad	f	2-3	0-0	1-2	4	0	4	3	5	0	0	0	0	0	15
15	MARRERO, DeJuan		2-5	0-0	0-0	2	4	6	3	4	2	4	0	0	0	17
05	BEAMON, Ronny	f	1-1	1-1	2-2	0	1	1	4	5	0	0	0	0	1	11
25	DICENT, Miguel	g	5-12	3-7	0-0	1	1	2	4	13	9	0	1	2	23	37
22	MOON, Xavier	g	9-13	5-6	2-2	1	9	10	1	25	11	1	0	1	0	35
00	BITTING, TyQuan		5-6	0-0	1-3	2	3	5	1	11	1	3	2	1	19	
02	WALKER, Jordan		5-11	4-7	1-3	2	0	2	4	15	1	1	0	0	0	25
10	CHATMAN, Alonzo		0-0	0-0	0-0	1	1	2	0	0	0	0	1	1	8	
13	HARRIS, Lamontay		3-7	0-2	6-6	1	3	4	4	12	4	5	0	0	0	21
21	NOBLE, Wes		0-0	0-0	0-0	0	0	0	0	0	0	1	0	0	0	
32	HENSON, Dijmon		7-15	5-12	2-2	0	3	3	0	21	1	0	0	2	2	24
Team						1	2	3								
Totals			39-73	18-35	15-20	15	27	42	24	111	29	15	4	8	2	200
FG % 1st Half: 20-36			55.6%	2nd half: 19-37	51.4%	Game: 39-73		53.4%	Deadball Rebounds 2							
3FG % 1st Half: 7-15			46.7%	2nd half: 11-20	55.0%	Game: 18-35		51.4%								
FT % 1st Half: 4-4			100.0%	2nd half: 11-16	68.8%	Game: 15-20		75.0%								

Officials: Barry Mathis, Jabir Walker, Joey Richardson  
Technical fouls: C. Arkansas-None. Morehead State-None.  
Attendance: 1505

Score by periods	1st	2nd	Total
C. Arkansas	44	41	85
Morehead State	51	60	111

Last FG - UCA by 2nd-01:15, MOR 2nd-01:23.  
Largest lead - UCA by 1st 18-30, MOR by 28 2nd-03:38.  
UCA led for 00:38. MOR led for 39:09. Game was tied for 00:12.

Score tied - 0 times.  
Lead changed - 4 times.



Official Basketball Box Score -- Game Totals -- Final Statistics  
**East Tennessee vs Morehead State**  
12/17/16 2 p.m. at Morehead, Ky. | Johnson Arena



**East Tennessee 78 • 9-2**

#	Player		Total		3-Ptr		Rebounds			PF	TP	A	TO	Blk	Stl	Min
			FG-FGA	FG-FGA	FT-FTA	Off	Def	Tot								
12	H. Mosquera-Perea	f	5-7	0-0	3-8	0	6	6	5	13	3	2	2	0	18	
40	Tevin Glass	f	2-5	0-0	1-2	0	6	6	2	5	0	2	2	0	19	
00	T.J. Cromer	g	8-13	6-9	1-2	0	2	2	3	23	7	6	0	0	33	
11	Desonta Bradford	g	4-6	3-3	2-2	0	4	4	1	13	6	4	0	1	33	
13	A.J. Merriweather	g	1-5	0-1	2-2	2	4	6	3	4	2	1	0	1	27	
01	Devontavious Payne		0-5	0-4	6-6	0	1	1	2	6	0	0	0	2	12	
03	David Burrell		3-4	1-1	0-0	0	0	0	1	7	0	0	0	1	21	
04	Jason Williams		0-0	0-0	0-0	0	0	0	0	0	0	0	0	0	7	
05	Peter Jurkin		1-2	0-0	0-0	1	1	2	0	2	0	0	2	1	9	
10	Isaac Banks		1-1	0-0	1-2	1	3	4	2	3	1	1	1	0	13	
24	Jermaine Long		1-4	0-1	0-0	0	1	1	2	2	0	1	0	0	8	
Team						2	2	4								
Totals			26-52	10-19	16-24	6	30	36	21	78	19	17	7	6	200	
FG % 1st Half: 16-30			53.3%	2nd half: 10-22	45.5%	Game: 26-52		50.0%	Deadball Rebounds							
3FG % 1st Half: 6-12			50.0%	2nd half: 4-7	57.1%	Game: 10-19		52.6%	3							
FT % 1st Half: 6-9			66.7%	2nd half: 10-15	66.7%	Game: 16-24		66.7%								

**Morehead State 68 • 2-8**

#	Player	Total		3-Ptr		Rebounds			PF	TP	A	TO	Blk	Stl	Min
		FG-FGA	FG-FGA	FT-FTA	Off	Def	Tot								
01	WILLIAMS, Treshaad	f	0-0	0-0	4-4	3	2	5	4	4	0	0	0	0	11
15	MARRERO, DeJuan	f	8-18	0-0	1-4	5	7	12	3	17	0	2	3	0	33
05	DICENT, Miguel	g	1-11	1-6	6-6	0	3	3	3	9	7	2	1	1	37
22	MOON, Xavier	g	8-21	1-6	2-2	2	4	6	3	19	5	2	1	3	40
25	BEAMON, Ronny	g	1-3	0-0	0-1	2	0	2	4	2	0	0	0	0	13
00	BITTING, TyQuan		0-0	0-0	0-0	0	1	1	0	0	0	0	0	0	5
02	WALKER, Jordan		1-2	1-2	2-2	0	2	2	3	5	1	1	0	0	18
13	HARRIS, Lamontay		3-13	1-3	2-2	3	3	6	3	9	1	3	0	1	32
32	HENSON, Dijmon		1-3	1-3	0-0	0	1	1	0	3	0	0	0	0	11
Team						4	2	6					1		
Totals			23-71	5-20	17-21	19	25	44	23	68	14	11	5	5	200
FG % 1st Half: 12-37		32.4%	2nd half: 11-34	32.4%	Game: 23-71		32.4%	Deadball Rebounds							
3FG % 1st Half: 3-12		25.0%	2nd half: 2-8	25.0%	Game: 5-20		25.0%	3							
FT % 1st Half: 2-2		100.0%	2nd half: 15-19	78.9%	Game: 17-21		81.0%								

Officials: Jason Baker, Tommy Short, Andy Nagy  
Technical fouls: East Tennessee-None. Morehead State-None.  
Attendance: 1812

Score by periods	1st	2nd	Total
East Tennessee	44	34	78
Morehead State	29	39	68

Last FG - ETSU 2nd-03:56, MOR 2nd-03:48.  
Largest lead - ETSU by 23 1st-07:03, MOR by 2 1st-19:08.  
ETSU led for 38:46. MOR led for 00:22. Game was tied for 00:52.

Score tied - 0 times.  
Lead changed - 1 time.



Official Basketball Box Score -- Game Totals -- Final Statistics  
**Morehead State vs Eastern Washington**  
12/13/16 6:05 p.m. at Reese Court - Cheney, Washington



**Morehead State 86 • 2-7**

#	Player	Total			3-Ptr		Rebounds			PF	TP	A	TO	Blk	Stl	Min
		FG	FGA	FG%	FT	FTA	Off	Def	Tot							
01	WILLIAMS, Treshaad	5-7	0-0	1-2	5	3	8	0	11	0	1	0	3	26		
05	DICENT, Miguel	5-14	1-4	0-0	0	5	5	3	11	13	4	2	1	45		
15	MARRERO, DeJuan	5-15	0-0	0-1	3	7	10	3	10	2	1	0	1	37		
22	MOON, Xavier	4-12	3-8	2-2	1	1	2	3	13	0	0	0	0	27		
25	BEAMON, Ronny	2-4	1-2	0-0	3	5	8	3	5	2	0	0	1	32		
02	WALKER, Jordan	4-7	0-2	4-5	2	2	4	4	12	2	1	0	2	21		
11	MAITLAND, Malik	0-1	0-0	0-0	0	0	0	1	0	0	1	0	0	2		
13	HARRIS, Lamontay	9-15	2-3	2-4	2	2	4	4	22	1	4	0	0	26		
32	HENSON, Dijmon	1-3	0-1	0-0	0	2	2	0	2	0	0	0	1	9		
Team					2	0	2									
Totals		35-78	7-20	9-14	18	27	45	21	86	20	12	2	9	225		
FG % 1st Half: 17-34		50.0%	2nd half: 15-35	42.9%	OT: 3-9	33.3%	Game: 35-78	44.9%					Dreaball			
3FG % 1st Half: 1-8		16.7%	2nd half: 5-10	50.0%	OT: 4-4	25.0%	Game: 7-20	35.0%					Rebounds			
FT % 1st Half: 3-5		60.0%	2nd half: 4-7	57.1%	OT: 2-2	100.0%	Game: 9-14	64.3%					2			



Official Basketball Box Score -- Game Totals -- Final Statistics  
**Morehead State vs Purdue**  
12/03/16 2:00 PM at West Lafayette, Ind. / Mackey Arena



**Morehead State 56 • 2-5**

#	Player	Total		3-Ptr		Rebounds			PF	TP	A	TO	Blk	Stl	Min
		FG-FGA	FG-FGA	FT-FTA	Off	Def	Tot								
01	WILLIAMS, Treshaad	f	1-2	0-0	0	0	0	1	2	0	0	0	0	0	11
15	MARRERO, DeJuan	f	5-12	0-0	0	0	5	5	0	10	0	4	1	2	29
05	DICENT, Miguel	g	5-12	1-3	0-0	0	2	2	1	11	5	0	0	1	35
11	MAITLAND, Malik	g	1-7	1-2	0-0	0	3	3	0	3	1	3	0	2	24
22	MOON, Xavier	g	2-9	1-4	0-0	1	1	2	4	5	2	0	0	0	17
00	BITTING, TyQuan	g	0-1	0-0	0-0	1	0	1	0	0	1	0	0	0	2
02	WALKER, Jordan	g	1-5	1-4	0-0	0	4	4	0	3	2	0	0	1	25
03	ALEXANDER, Keion	g	0-1	0-0	0-0	1	0	1	0	0	0	1	1	0	18
13	HARRIS, Lamontay	g	4-6	1-1	0-0	3	6	9	2	9	1	3	1	0	18
25	BEAMON, Ronnye	g	1-2	0-1	0-0	2	2	4	1	2	1	0	0	0	6
32	HENSON, Dijmon	g	1-4	1-3	0-0	0	0	0	0	3	1	0	0	0	5
35	DIAKITE, Soufiane	g	3-4	2-2	0-0	0	0	0	1	8	0	1	0	0	10
Team					2	1	3								
Totals			24-65	8-20	0-0	10	24	34	13	56	14	12	3	6	200
FG % 1st Half:		10-31	32.3%	2nd half:	14-34	41.2%	Game:	24-65	36.9%	Deadball Rebounds					
3FG % 1st Half:		5-10	50.0%	2nd half:	3-10	30.0%	Game:	8-20	40.0%						
FT % 1st Half:		0-0	0.0%	2nd half:	0-0	0.0%	Game:	0-0	0.0%						

**Purdue 90 • 6-2**

#	Player	Total		3-Ptr		Rebounds			PF	TP	A	TO	Blk	Stl	Min
		FG-FGA	FG-FGA	FT-FTA	Off	Def	Tot								
00	Swanigan, Caleb	f	6-10	0-0	1-2	1	8	9	0	13	6	1	0	0	34
44	Haas, Isaac	c	3-4	0-0	5-8	2	3	5	1	11	0	2	0	0	24
03	Edwards, Carsen	g	6-12	4-7	0-2	0	3	3	1	16	5	2	0	1	29
11	Thompson, P.J.	g	5-8	3-5	0-0	1	1	2	0	13	6	0	0	2	25
31	Mathias, Dakota	g	4-7	4-6	0-0	0	6	6	2	12	0	1	0	2	26
02	McKeeman, Jon	g	0-0	0-0	0-0	0	0	0	0	0	0	0	0	0	2
05	Smotherman, Basil	g	4-8	1-3	0-0	0	1	1	0	9	0	1	1	0	13
12	Edwards, Vincent	g	3-7	0-3	1-2	0	3	3	0	7	8	2	2	0	23
14	Cline, Ryan	g	3-5	3-5	0-0	0	3	3	3	9	2	0	0	0	20
15	Luce, Tommy	g	0-0	0-0	0-0	0	0	0	1	0	0	0	0	0	1
24	Eifert, Grady	g	0-0	0-0	0-0	0	0	0	0	0	0	0	0	0	3
Team					5	1	6								
Totals			34-61	15-29	7-14	9	29	38	8	90	27	9	3	5	200
FG % 1st Half:		16-31	51.6%	2nd half:	18-30	60.0%	Game:	34-61	55.7%	Deadball Rebounds					
3FG % 1st Half:		11-20	55.0%	2nd half:	4-9	44.4%	Game:	15-29	51.7%						
FT % 1st Half:		4-6	66.7%	2nd half:	3-8	37.5%	Game:	7-14	50.0%						

Officials: Bill Ek, Courtney Green, Darryl Smith  
Technical fouls: Morehead State-None. Purdue-None.  
Attendance: 13611

Score by periods	1st	2nd	Total
Morehead State	25	31	56
Purdue	47	43	90

Points	In Paint	Off T/O	2nd Chance	Fast Break	Bench
MOR	28	12	7	6	25
PURDUE	36	18	11	11	25

Last FG - MOR 2nd-00:30, PURDUE 2nd-01:47.  
Largest lead - MOR by 1 1st-18:05, PURDUE by 37 2nd-01:47.  
MOR led for 00:24, PURDUE led for 38:42. Game was tied for 00:29.

Score tied - 1 time.  
Lead changed - 2 times.



Official Basketball Box Score -- Game Totals -- Final Statistics  
**Morehead State vs Pitt**  
11/25/16 7:00 PM at Petersen Evnts Center (Pittsburgh, Pa.)



**Morehead State 63 • (2-3)**

#	Player	Total		3-Ptr		Rebounds			PF	TP	A	TO	Blk	Stl	Min
		FG-FGA	FG-FGA	FT-FTA	Off	Def	Tot								
01	WILLIAMS, Treshaad	f	0-1	0-0	0-0	2	1	3	2	0	0	1	0	0	10
15	MARRERO, DeJuan	f	8-13	0-0	2-4	6	7	13	2	18	2	1	0	1	40
05	DICENT, Miguel	g	2-8	2-6	0-0	0	0	0	4	6	2	1	0	2	29
11	MAITLAND, Malik	g	5-11	4-9	2-2	2	2	4	3	16	2	3	0	1	37
22	MOON, Xavier	g	5-17	1-9	4-4	0	0	0	1	15	4	1	0	1	40-
00	BITTING, TyQuan	g	1-2	0-0	1-2	0	1	1	3	3	0	1	0	0	11
02	WALKER, Jordan	g	0-0	0-0	0-0	0	0	0	1	0	0	0	0	0	5
13	HARRIS, Lamontay	g	1-7	0-2	0-0	3	3	6	1	2	1	0	0	0	15
25	BEAMON, Ronnye	g	0-0	0-0	1-2	1	1	2	1	2	1	0	0	0	10
35	DIAKITE, Soufiane	g	1-2	0-0	0-0	0	0	0	0	2	0	0	0	0	3
Team					1	1	2								
Totals			23-61	7-26	10-14	15	16	31	19	63	11	8	0	5	200
FG % 1st Half:		11-30	36.7%	2nd half:	12-31	38.7%	Game:	23-61	37.7%	Deadball Rebounds					
3FG % 1st Half:		1-11	9.1%	2nd half:	6-15	40.0%	Game:	7-26	26.9%						
FT % 1st Half:		3-4	75.0%	2nd half:	7-10	70.0%	Game:	10-14	71.4%						

**Pitt 76 • (5-1)**

#	Player	Total		3-Ptr		Rebounds			PF	TP	A	TO	Blk	Stl	Min
		FG-FGA	FG-FGA	FT-FTA	Off	Def	Tot								
02	Michael Young	f	8-14	1-1	3-4	2	4	6	0	20	4	4	1	0	34
21	Sheldon Jeter	f	0-5	0-0	0-0	3	5	8	3	0	2	1	0	0	21
01	Jamel Artis	g	5-13	2-5	5-7	2	1	3	1	17	5	2	0	0	31
12	Chris Jones	g	1-3	0-1	2-4	1	1	2	1	4	1	1	0	0	27
23	Cameron Johnson	g	5-8	4-7	2-2	1	5	6	1	16	4	0	0	1	34
03	Damon Wilson	g	0-0	0-0	0-0	0	0	0	0	0	1	1	0	0	5
04	Ryan Luther	g	2-2	1-1	3-4	1	3	4	8	1	1	0	0	0	21
05	Justice Kithcart	g	0-0	0-0	0-0	0	1	1	2	0	0	0	0	0	11
11	Corey Manigault	g	1-1	0-0	0-0	1	1	2	0	2	1	0	0	0	3
25	Rozelle Nix	g	0-0	0-0	0-0	0	0	0	1	0	0	1	0	0	1
55	Jonathan Milligan	g	3-5	3-4	0-0	0	0	0	2	9	0	0	0	0	12
Team					1	3	4								
Totals			25-51	11-19	15-21	12	24	36	15	76	19	11	1	1	200
FG % 1st Half:		15-29	51.7%	2nd half:	10-22	45.5%	Game:	25-51	49.0%	Deadball Rebounds					
3FG % 1st Half:		9-12	75.0%	2nd half:	2-7	28.6%	Game:	11-19	57.9%						
FT % 1st Half:		3-3	100.0%	2nd half:	12-18	66.7%	Game:	15-21	71.4%						

Officials: Lee Cassell (R), Sean Hull Dwayne Gladden  
Technical fouls: Morehead State-None. Pitt-None.  
Attendance: 7025

Score by periods	1st	2nd	Total
Morehead State	26	37	63
Pitt	42	34	76

Points	In Paint	Off T/O	2nd Chance	Fast Break	Bench
MOR	26	16	7	10	8
UP	22	12	17	13	19

Last FG - MOR 2nd-00:10, UP 2nd-00:12.  
Largest lead - MOR None, UP by 18 1st-01:53.  
MOR led for 00:00, UP led for 39:26. Game was tied for 00:34.

Score tied - 0 times.  
Lead changed - 0 times.



Official Basketball Box Score -- Game Totals -- Final Statistics  
**N. Kentucky vs Morehead State**  
11/30/16 7:00 p.m. at Morehead, Ky. / Johnson Arena



**N. Kentucky 84 • 4-3**

#	Player		Total			3-Ptr			Rebounds			PF	TP	A	TO	Blk	Stl	Min
			FG-FGA	FG-FGA	FT-FTA	Off	Def	Tot										
04	GARRETT, Jeff	f	0-0	0-0	0-2	0	2	2	0	0	1	2	0	1	15			
23	WILLIAMS, Carson	f	2-5	0-0	7-7	3	1	4	3	11	1	3	0	2	18			
34	MCDONALD, Drew	f	12-14	3-4	5-9	1	10	11	2	32	1	3	2	0	35			
05	TATE, Jalen	g	5-9	1-1	2-4	0	3	3	2	13	2	1	0	1	36			
30	HOLLAND II, Lavone	g	4-13	0-3	4-7	0	3	3	1	12	6	5	0	1	34			
01	GARNETT, Jordan	g	0-1	0-1	0-0	4	4	8	2	0	1	0	0	0	24			
02	MAXWELL, Brandon		0-0	0-0	0-0	0	0	0	0	0	0	0	0	0	1			
03	SPELLMAN, Blake		0-1	0-1	0-0	0	0	0	1	0	1	0	0	0	9			
13	GILLIS, Brennan		1-2	0-0	2-2	1	0	1	1	4	0	0	0	0	5			
25	MURRAY, Cole		4-9	4-9	0-0	0	0	0	0	12	0	0	0	0	23			
	Team					1	1	2										
	Totals		28-54	8-19	20-31	10	24	34	12	84	13	14	2	5	200			
	FG % 1st Half:	15-33	45.5%	2nd half:	13-21	61.9%	Game:	28-54	51.9%						Deadball Rebounds			
	3FG % 1st Half:	5-12	41.7%	2nd half:	3-7	42.9%	Game:	8-19	42.1%						7.1			
	FT % 1st Half:	2-5	40.0%	2nd half:	18-26	69.2%	Game:	20-31	64.5%									





Official Basketball Box Score -- Game Totals -- Final Statistics  
**Morehead State vs Marshall**  
11/16/16 7:00 pm at Huntington, W.Va.



Official Basketball Box Score -- Game Totals -- Final Statistics  
**Lipscomb vs Morehead State**  
11/13/16 4 p.m. at Morehead, Ky. | Johnson Arena



**Morehead State 77 • 2-1**

#	Player	Total		3-Ptr	Rebounds			PF	TP	A	TO	Blk	Stl	Min
		FG-FGA	FG-FGA		Off	Def	Tot							
01	WILLIAMS, Treshaad	f	3-5	0-0	3-4	4	5	9	3	9	0	0	0	23
15	MARRERO, DeJuan	f	4-9	0-0	0-0	3	3	6	4	8	0	1	0	19
05	DICENT, Miguel	g	4-9	2-5	0-0	0	1	1	3	10	1	0	0	27
11	MAITLAND, Malik	g	5-17	0-4	0-0	1	2	3	5	10	6	2	0	33
22	MOON, Xavier	g	8-16	3-9	0-0	0	1	1	0	19	2	5	0	40
00	BITTING, TyQuan		1-1	0-0	0-0	1	1	2	1	2	0	1	0	6
02	WALKER, Jordan		0-3	0-2	0-0	0	0	0	1	0	2	1	0	9
03	ALEXANDER, Keion		2-2	0-0	0-0	0	0	0	3	4	0	0	1	8
13	HARRIS, Lamontay		4-6	1-3	0-0	0	6	6	3	9	0	2	0	15
25	BEAMON, Ronnye		2-2	0-0	0-2	1	2	3	2	4	1	1	0	23
32	HENSON, Dijmon		0-1	0-0	0-0	0	1	1	0	0	0	0	0	6
35	DIAKITE, Soufiyane		1-4	0-1	0-0	0	2	2	2	2	2	1	0	9
Team					3	1	4							
Totals			34-75	6-24	3-6	13	25	38	27	77	14	14	1	200
FG % 1st Half:		17-32	53.1%	2nd half:	17-43	39.5%	Game:	34-75	45.3%	Deadball Rebounds				
3FG % 1st Half:		5-10	50.0%	2nd half:	1-14	7.1%	Game:	6-24	25.0%	2				
FT % 1st Half:		3-4	75.0%	2nd half:	0-2	0.0%	Game:	3-6	50.0%					

**Marshall 85 • 2-0**

#	Player	Total		3-Ptr	Rebounds			PF	TP	A	TO	Blk	Stl	Min
		FG-FGA	FG-FGA		Off	Def	Tot							
01	THOMPSON, Terrence	f	1-2	0-0	0-0	1	2	3	2	2	0	1	0	24
25	TAYLOR, Ryan	f	5-10	0-1	3-4	3	7	10	2	13	1	5	2	26
02	BROWNING, Stevie	g	12-18	4-6	4-5	0	3	3	2	32	0	3	0	39
33	ELMORE, Jon	g	3-13	1-5	10-11	0	5	5	2	17	6	1	2	33
35	LOOP, Austin	g	2-5	2-5	2-2	0	3	3	1	8	0	0	0	28
05	ALLISON, Ky're		0-0	0-0	0-0	0	0	0	0	0	1	1	0	8
11	PENAVA, Ajdin		0-2	0-1	9-12	2	1	3	2	9	0	3	2	18
21	NIKOLIC, Aleksa		1-3	0-0	0-0	0	5	5	0	2	0	0	0	20
32	BLEDSE, Phil		0-0	0-0	2-2	0	1	1	0	2	0	0	0	4
Team					1	2	3							
Totals			24-53	7-18	30-36	7	29	36	11	85	8	16	7	200
FG % 1st Half:		13-29	44.8%	2nd half:	11-24	45.8%	Game:	24-53	45.3%	Deadball Rebounds				
3FG % 1st Half:		3-10	30.0%	2nd half:	4-8	50.0%	Game:	7-18	38.9%	3				
FT % 1st Half:		15-19	78.9%	2nd half:	15-17	88.2%	Game:	30-36	83.3%					

Officials: Mike Stuart, Zelton Stead and Tyler Kumpf  
Technical fouls: Morehead State-None. Marshall-None.  
Attendance: 5872

Score by periods	1st	2nd	Total
Morehead State	42	35	77
Marshall	44	41	85

Points	In Paint	Off T/O	2nd Chance	Fast Break	Bench
MOR	40	24	16	8	21
MAR	32	20	4	4	13

Last FG - MOR 2nd-02:00, MAR 2nd-02:19.  
Largest lead - MOR by 7 1st-11:40, MAR by 11 2nd-10:23.  
MOR led for 13:32, MAR led for 23:42. Game was tied for 02:39.

Score tied - 3 times.  
Lead changed - 6 times.



Official Basketball Box Score -- Game Totals -- Final Statistics  
**Kentucky Christian vs Morehead State**  
11/11/16 7:45 p.m. at Morehead, Ky. | Johnson Arena



**Kentucky Christian 41 • 1-3**

#	Player	Total		3-Ptr	Rebounds			PF	TP	A	TO	Blk	Stl	Min
		FG-FGA	FG-FGA		Off	Def	Tot							
12	DUNN, Hayden	f	3-8	0-3	6-7	3	4	7	4	12	1	6	0	37
14	LEE, Matthew	f	0-2	0-0	0-0	0	2	2	0	0	0	3	0	23
52	GAUZE, Conner	c	1-4	0-0	0-1	0	1	1	3	2	0	2	0	23
15	CRAWFORD, Owens	g	1-3	0-2	0-0	0	4	4	3	2	2	7	0	23
30	BARNES, Brandon	g	5-12	3-9	4-8	0	1	1	2	17	1	0	0	31
04	THOMAS, Cameron		0-1	0-1	0-0	0	0	0	0	0	0	0	0	2
11	WALKER, Trenton		2-4	0-2	0-0	0	2	2	1	4	0	5	0	19
13	REISINGER, C.J.		0-2	0-2	0-0	0	0	0	0	0	0	3	1	6
24	HOWELL, Collin		0-0	0-0	2-2	0	3	3	1	2	0	1	0	12
25	GREENE, Connor		1-4	0-0	0-0	0	1	1	2	2	1	3	0	18
33	THOMPSON, Aaron		0-0	0-0	0-0	0	0	0	0	0	0	1	1	6
Team					0	4	4							
Totals			13-40	3-19	12-18	3	22	25	16	41	5	33	2	200
FG % 1st Half:		4-17	23.5%	2nd half:	9-23	39.1%	Game:	13-40	32.5%	Deadball Rebounds				
3FG % 1st Half:		1-7	14.3%	2nd half:	2-12	16.7%	Game:	3-19	15.8%	1.1				
FT % 1st Half:		7-9	77.8%	2nd half:	5-9	55.6%	Game:	12-18	66.7%					

**Morehead State 106 • 1-0**

#	Player	Total		3-Ptr	Rebounds			PF	TP	A	TO	Blk	Stl	Min
		FG-FGA	FG-FGA		Off	Def	Tot							
01	WILLIAMS, Treshaad	f	0-0	0-0	0-0	0	1	1	1	0	0	0	0	14
15	MARRERO, DeJuan	f	1-3	0-0	0-0	0	3	3	1	2	4	0	0	14
05	DICENT, Miguel	g	2-6	0-2	0-0	0	1	1	4	6	1	0	1	16
11	MAITLAND, Malik	g	7-9	5-6	1-1	0	2	2	0	20	2	0	0	15
22	MOON, Xavier	g	4-8	1-3	0-0	0	3	3	1	9	1	1	0	19
00	BITTING, TyQuan		2-5	0-0	1-2	2	1	3	0	5	1	1	1	10
02	WALKER, Jordan		6-7	2-3	0-0	0	3	3	1	14	3	1	0	23
03	ALEXANDER, Keion		1-3	0-0	2-2	3	1	4	2	4	1	3	1	10
10	CHATMAN, Alonzo		1-1	0-0	2-3	1	0	1	2	4	0	0	0	5
13	HARRIS, Lamontay		4-5	1-1	0-0	3	7	10	0	9	4	3	0	17
21	NOBLE, Wes		3-5	1-1	2-2	0	0	0	2	9	0	0	1	13
25	BEAMON, Ronnye		3-5	0-1	1-3	1	1	2	2	7	0	0	0	11
32	HENSON, Dijmon		3-10	1-5	2-4	1	0	1	1	9	4	0	1	19
35	DIAKITE, Soufiyane		4-6	0-0	2-3	2	4	6	3	10	1	3	0	14
Team					2	1	3							
Totals			41-73	11-22	13-20	15	28	43	17	106	27	13	4	200
FG % 1st Half:		20-37	54.1%	2nd half:	21-36	58.3%	Game:	41-73	56.2%	Deadball Rebounds				
3FG % 1st Half:		4-10	40.0%	2nd half:	7-12	58.3%	Game:	11-22	50.0%	2				
FT % 1st Half:		9-14	64.3%	2nd half:	4-6	66.7%	Game:	13-20	65.0%					

Officials: Scott Johnson, Jimmy Dyehouse, Phil Cudd  
Technical fouls: Kentucky Christian-None. Morehead State-None.  
Attendance: 2865

Score by periods	1st	2nd	Total
Kentucky Christian	16	25	41
Morehead State	53	53	106

Points	In Paint	Off T/O	2nd Chance	Fast Break	Bench
KCU	14	11	4	4	8
MOR	56	44	13	26	71

Last FG - KCU 2nd-04:42, MOR 2nd-00:24.  
Largest lead - KCU None, MOR by 65 2nd-00:24.  
KCU led for 00:00, MOR led for 39:10. Game was tied for 00:50.

Score tied - 0 times.  
Lead changed - 0 times.



Official Basketball Box Score -- Game Totals -- Final Statistics  
**Lipscomb vs Morehead State**  
11/13/16 4 p.m. at Morehead, Ky. | Johnson Arena



**Lipscomb 75 • 1-1**

#	Player		Total		3-Ptr	Rebounds					PF	TP	A	TO	Blk	Stl	Min
			FG-FGA	FG-FGA		Off	Def	Tot									
00	MARBERRY,Rob	c	1-1	0-0	1-2	0	3	3	5	3	0	2	0	0		14	
02	WILLIAMS,Josh	g	2-7	0-3	6-6	0	1	1	3	10	1	5	0	1		35	
05	MORAN,Nathan	g	2-8	2-7	4-5	0	1	1	4	10	6	5	0	0		27	
23	KORN,Aaron	g	0-1	0-0	0-0	0	4	4	2	0	1	0	0	0		19	
24	MATHEWS,Garrison	g	7-19	5-11	8-11	2	1	3	3	27	2	1	0	1		34	
03	BUCKLAND,Michael		2-4	1-2	1-2	1	3	4	3	6	1	2	1	0		25	
21	COOPER,Kenny		3-4	0-0	5-8	0	1	1	2	11	2	2	1	2		20	
32	WISHON,Brett		1-2	1-2	0-0	0	0	0	2	3	0	1	0	1		4	
55	BRAMMEIER,George		0-0	0-0	5-8	0	1	1	1	5	1	1	2	1		22	
Team						4	1	5									
Totals				18-46	9-25	30-42	7	16	23	25	75	14	20	4	6	200	
FG % 1st Half: 7-17			41.2%	2nd half: 11-29	37.9%	Game: 18-23			39.1%	Deadball Rebounds 6.1							
3FG % 1st Half: 3-8			37.5%	2nd half: 6-17	35.3%	Game: 9-25			36.0%								
FT % 1st Half: 12-18			66.7%	2nd half: 18-24	75.0%	Game: 30-42			71.4%								



**2016-17 Morehead State Men's Basketball**  
**Morehead State Combined Team Statistics (as of Dec 20, 2016)**  
**All games**



RECORD:	OVERALL	HOME	AWAY	NEUTRAL
ALL GAMES	3-8	3-2	0-6	0-0
CONFERENCE	0-0	0-0	0-0	0-0
NON-CONFERENCE	3-8	3-2	0-6	0-0

#	Player	gp-gs	min	avg	Total		3-Point		F-Throw		Rebounds				pf	dq	a	to	blk	stl	pts	avg
					fg-fga	fg%	3fg-fga	3fg%	ft-fa	ft%	off	def	tot	avg								
22	MOON, Xavier	11-11	350	31.8	58-141	.411	24-69	.348	20-20	1.000	7	27	34	3.1	22	0	38	15	2	11	160	14.5
15	MARRERO, DeJuan	11-11	294	26.7	50-114	.439	0-0	.000	14-28	.500	30	60	90	8.2	31	0	14	20	6	9	114	10.4
05	DICENT, Miguel	11-11	314	28.5	40-104	.385	18-49	.367	13-18	.722	2	25	27	2.5	32	1	55	16	6	15	111	10.1
13	HARRIS, Lamontay	11-0	220	20.0	43-91	.473	8-21	.381	10-12	.833	22	40	62	5.6	31	1	20	26	6	4	104	9.5
11	x-MAITLAND, Malik	9-8	228	25.3	30-77	.390	11-29	.379	8-11	.727	3	13	16	1.8	20	2	34	19	0	19	79	8.8
35	x-DIAKITE, Soufiyane	6-0	54	9.0	15-23	.652	3-4	.750	6-9	.667	8	8	16	2.7	10	0	5	6	0	3	39	6.5
02	WALKER, Jordan	11-0	184	16.7	24-50	.480	12-27	.444	7-11	.636	8	13	21	1.9	22	0	16	5	0	6	67	6.1
32	HENSON, Djimon	8-0	97	12.1	14-44	.318	8-27	.296	5-7	.714	2	8	10	1.3	2	0	8	1	1	5	41	5.1
01	WILLIAMS, Treshaad	11-11	171	15.5	21-33	.636	0-0	.000	13-18	.722	23	15	38	3.5	28	0	1	4	0	5	55	5.0
00	BITTING, Ty'Quan	10-0	97	9.7	19-28	.679	0-0	.000	5-11	.455	6	13	19	1.9	11	0	5	12	6	2	43	4.3
25	BEAMON, Ronnye	11-3	148	13.5	15-24	.625	3-6	.500	8-17	.471	12	15	27	2.5	24	0	4	5	0	5	41	3.7
21	NOBLE, Wes	3-0	16	5.3	3-5	.600	1-1	1.000	2-2	1.000	1	0	1	0.3	3	0	0	2	1	4	9	3.0
10	CHATMAN, Alonzo	2-0	13	6.5	1-1	1.000	0-0	.000	2-3	.667	2	1	3	1.5	2	0	0	0	1	1	4	2.0
03	ALEXANDER, Keion	6-0	39	6.5	3-6	.500	0-0	.000	2-2	1.000	4	1	5	0.8	10	0	1	5	4	3	8	1.3
Team											26	12	38		1		4					
Total.....		11	2225		336-741	.453	88-233	.378	115-169	.680	156	251	407	37.0	249	4	201	140	33	92	875	79.5
Opponents.....		11	2225		285-584	.488	98-236	.415	201-292	.688	93	269	362	32.9	175	-	169	181	36	50	869	79.0

x-Inactive player

TEAM STATISTICS	MOR	OPP	Date	Opponent	Score	Att.
SCORING	875	869	11/11/16	KENTUCKY CHRISTIAN	w 106-41	2865
Points per game	79.5	79.0	11/13/16	LIPSCOMB	w 89-75	1783
Scoring margin	+0.5	-	11/16/16	at Marshall	L 77-85	5872
FIELD GOALS-ATT	336-741	285-584	11/19/16	at Evansville	L 56-69	3836
Field goal pct	.453	.488	11/25/16	at Pitt	L 63-76	7025
3 POINT FG-ATT	88-233	98-236	11/30/16	N. KENTUCKY	L 79-84	3110
3-point FG pct	.378	.415	12/03/16	at Purdue	L 56-90	13611
3-pt FG made per game	8.0	8.9	12/10/16	at LIPSCOMB	L 84-98	1302
FREE THROWS-ATT	115-169	201-292	12/13/16	at Eastern Washington	Lot 86-88	1046
Free throw pct	.680	.688	12/17/16	EAST TENNESSEE	L 68-78	1812
F-Throws made per game	10.5	18.3	12/19/16	C. ARKANSAS	w 111-85	1505
REBOUNDS	407	362	* - Conference game			
Rebounds per game	37.0	32.9				
Rebounding margin	+4.1	-				
ASSISTS	201	169				
Assists per game	18.3	15.4				
TURNOVERS	140	181				
Turnovers per game	12.7	16.5				
Turnover margin	+3.7	-				
Assist/turnover ratio	1.4	0.9				
STEALS	92	50				
Steals per game	8.4	4.5				
BLOCKS	33	36				
Blocks per game	3.0	3.3				
ATTENDANCE	11075	32692				
Home games-Avg/Game	5-2215	6-5449				
Neutral site-Avg/Game	-	0-0				

Score by Periods	1st	2nd	OT	Totals
Morehead State	413	453	9	875
Opponents	426	432	11	869