



SOUTH ALABAMA

SOFTBALL

SUN BELT TOURNAMENT CHAMPIONS ('12, '13, '15) | NCAA REGIONAL APPEARANCES ('12, '13, '14, '15, '21)
2 ALL-AMERICAN SELECTIONS | 21 ALL-REGION HONORS | 59 ALL-SBC SELECTIONS - 27 FIRST TEAM & 32 SECOND TEAM | 51 SBC WEEKLY HONOR SELECTIONS

GAMES 11-15 | SOUTH ALABAMA INVITATIONAL

Presented by Marriott Mobile

FEB. 23-26, 2023 | MOBILE, ALA. | JAGUAR FIELD

South Alabama JAGUARS	Tulsa HURRICANES	Furman PALADINS	Mississippi State BULLDOGS	Louisiana Tech LADY TECHSTERS
NFCA: - USA: - SA: - DE: - Record: 6-4 Team Slash Line (AVG / SLG / OBP): .286 / .357 / .343 Team ERA: 1.67	NFCA: - USA: - SA: - DE: - Record: 5-5 Team Slash Line (AVG / SLG / OBP): .275 / .370 / .350 Team ERA: 3.69	NFCA: - USA: - SA: - DE: - Record: 4-5 Team Slash Line (AVG / SLG / OBP): .292 / .454 / .353 Team ERA: 3.85	NFCA: - USA: - SA: - DE: - Record: 6-4 Team Slash Line (AVG / SLG / OBP): .316 / .525 / .408 Team ERA: 1.97	NFCA: - USA: - SA: - DE: - Record: 7-3 Team Slash Line (AVG / SLG / OBP): .278 / .392 / .393 Team ERA: 1.71

Team Comparisons	Batting										Pitching									
	AVG	R	H	2B	3B	HR	RBI	K's	SB-ATT	ERA	IP	H	R	ER	BB	K's	B/AVG			
South Alabama	.286	44	72	10	1	2	36	41	16-17	1.67	67.0	48	24	16	18	74	.198			
Tulsa	.275	45	73	8	7	1	37	41	11-12	3.69	60.2	58	35	32	28	56	.249			
Furman	.292	49	70	12	3	7	43	29	16-19	3.85	60.0	67	49	33	27	46	.264			
Mississippi State	.316	56	83	16	3	11	51	31	4-7	1.97	64.0	56	27	18	20	63	.223			
Louisiana Tech	.278	48	68	15	2	3	44	50	13-16	1.71	65.2	59	18	16	24	26	.239			

LAST TIME OUT

- South Alabama scored three runs in the opening frame and Oliva Lackie made it stick as she tossed a 3-0 shut out of McNeese State Tuesday afternoon at Joe Miller Field at Cowgirl Diamond

GAME DAY STORYLINES

- South has won its last five games and hasn't allowed an earned run since the fourth inning against Missouri State on Friday
- A win would be the program's 500th victory as the Jags enter the tournament with 499

MEDIA INFORMATION

Television: None

ESPN+: www.USAJaguars.com

Talent: Charlie Harrison (PXP)

Video: None

Live Stats: www.USAJaguars.com

(In-Game Updates) Twitter: @SouthAlabama_SB

2023 SOUTH ALABAMA STATS

BATTERS

Player	avg	gp-gs	ab	r	h	2b	3b	hr	rbi	tb	slg%	bb	hp	so	gdp	ob%	sf	sh	sb-att	po	a	e	fld%
66 Mendoza, Sophia	1.000	1-0	1	0	1	0	0	0	0	1	1.000	0	0	0	0	1.000	0	0	0-0	0	0	0	.000
0 Keel, Meredith	.429	10-10	28	5	12	1	0	0	6	13	.464	4	1	2	0	.500	1	1	4-4	9	18	2	.931
13 Stagner, Gabby	.360	10-10	25	6	9	4	0	1	8	16	.640	4	0	4	0	.448	0	0	0-0	41	0	1	.976
11 Sims, Marley	.348	10-9	23	5	8	0	0	0	1	8	.348	1	0	1	0	.375	0	1	4-4	18	7	1	.962
27 Cordova, Odalys	.333	10-10	30	6	10	2	1	0	3	14	.467	1	0	3	0	.355	0	0	2-3	20	6	1	.963
12 Ortiz, Victoria	.333	10-10	30	8	10	1	0	1	5	14	.467	1	0	5	0	.344	1	0	0-0	8	0	0	1.000
18 Brasher, Mackenzie	.323	10-10	31	8	10	0	0	2	10	.323	.467	4	0	2	0	.400	0	0	6-6	5	0	2	.714
19 Willems, Sasha	.200	10-9	25	4	5	1	0	0	5	6	.240	2	2	5	1	.310	0	1	0-0	44	6	1	.980
3 Kropp, Emma	.176	6-6	17	0	3	0	0	0	0	3	.176	1	0	5	0	.222	0	0	0-0	32	3	0	1.000
9 Gonzalez, Stephanie	.125	6-2	8	0	1	1	0	0	1	2	.250	0	0	1	1	.125	0	1	0-0	1	0	2	.333
14 Welch, Bailey	.111	8-5	9	1	1	0	0	0	1	1	.111	1	0	3	0	.200	0	1	0-0	15	0	1	.938
4 Bookhaus, Brooklyn	.100	7-5	10	0	1	0	0	0	1	1	.100	0	0	5	0	.100	0	1	0-0	7	1	0	1.000
24 Garrett, Shelby	.091	4-4	11	1	1	0	0	0	3	1	.091	1	0	2	0	.167	0	0	0-0	0	0	0	.000
6 Allen, Abby	.000	3-0	2	0	0	0	0	0	0	0	.000	0	0	2	0	.000	0	0	0-0	0	0	0	.000
21 Ogea, Hannah	.000	2-0	2	0	0	0	0	0	0	0	.000	0	0	1	0	.000	0	0	0-0	0	0	0	.000
Totals	.286	10	252	44	72	10	1	2	36	90	.357	20	3	41	2	.343	2	6	16-17	201	50	11	.958
Opponents	.198	10	243	24	48	5	2	2	22	63	.259	18	5	74	0	.265	2	7	3-4	189	73	18	.936

LOB - Team (51), Opp (51). DPs turned - Team (1), Opp (5).

PITCHERS

Player	era	w-l	app	gs	cg	sho	sv	ip	h	r	er	bb	so	2b	3b	hr	b/avg	wp	hp	bk	sfa	sha
22 Lagle, Madison	0.00	0-0	2	0	0	0/1	0	1.2	0	0	0	2	2	0	0	0	.000	1	0	0	0	0
99 Lackie, Olivia	1.60	4-2	8	5	2	2/2	0	30.2	21	12	7	7	38	4	1	0	.191	1	4	0	2	3
35 Hardy, Jenna	1.82	2-2	7	5	2	0/1	1	34.2	27	12	9	9	34	1	1	2	.211	0	1	0	0	4
Totals	1.67	6-4	10	10	4	4/2	1	67.0	48	24	16	18	74	5	2	2	.198	2	5	0	2	7
Opponents	3.44	4-6	10	10	3	0/0	2	63.0	72	44	31	20	41	10	1	2	.286	7	3	0	2	6

PB - Team (2), S. Willems 1, E. Kropp 1, Opp (1). SBA/ATT - J. Hardy (3-3), S. Willems (2-2), E. Kropp (1-2), O. Lackie (0-1).

2023 SCHEDULE / RESULTS

	Record	Home	Road	Neutral	Longest Win Streak	5
OVERALL	6-4	4-1	1-0	1-3	Longest Losing Streak	2
SBC	0-0	0-0	0-0	0-0	Current Streak	W5

Date	USA	OPP	Opponent	Score/Time
2.10	----	--RV/--	vs. Louisville!	L, 2-4 (8 inns.)
2.10	----	8/8/6/7	vs. Northwestern!	L, 5-8
2.11	----	----	vs. St. John's!	W, 5-3
2.11	----	13/12/13/12	vs. Tennessee!	No Contest
2.12	----	----	vs. Indiana!	L, 1-5
2.17	----	----	MISSOURI STATE@	L, 1-3
2.17	----	----	MISSISSIPPI VALLEY STATE@	W, 9-0 (5 inns.)
2.18	----	----	MISSOURI STATE@	W, 10-0 (5 inns.)
2.18	----	----	RUTGERS@	W, 4-1
2.19	----	----	RUTGERS@	W, 4-0
2.21	----	----	at McNeese State	W, 3-0
2.23	----	----	TULSA#	5 pm
2.24	----	----	FURMAN#	3 pm
2.24	----	----	MISSISSIPPI STATE#	5:30 pm
2.25	----	----	TULSA#	5:30 pm
2.26	----	----	LOUISIANA TECH#	1:30 pm
3.3	----	----	vs. Tennessee Tech\$	12:30 pm
3.3	----	----	at Auburn\$	5:30 pm
3.4	----	----	vs. Bowling Green\$	10 am
3.4	----	----	at Auburn\$	3 pm
3.5	----	----	vs. Tennessee Tech\$	12 pm
3.10	----	----	vs. Chattanooga\$	10 am
3.10	----	----	vs. Iowa%	12:30 pm
3.11	----	----	vs. Lehigh%	8 am
3.11	----	----	vs. Iona%	10:30 am
3.12	----	----	vs. Princeton%	8 am
3.17	----	----	GEORGIA STATE*	6 pm
3.18	----	----	GEORGIA STATE*	3 pm
3.19	----	----	GEORGIA STATE*	1 pm
3.21	----	----	at Nicholls	5 pm
3.24	----	----	at Texas State*	6 pm
3.25	----	----	at Texas State*	4 pm
3.26	----	----	at Texas State*	12 pm
3.31	----	----	ULM*	6 pm
4.1	----	----	ULM*	3 pm
4.2	----	----	ULM*	1 pm
4.6	----	----	at Louisiana*	6 pm
4.7	----	----	at Louisiana*	6 pm
4.8	----	----	at Louisiana*	2 pm
4.11	----	----	NICHOLLS	5 pm
4.14	----	----	APPALACHIAN STATE*	6 pm
4.15	----	----	APPALACHIAN STATE*	3 pm
4.16	----	----	APPALACHIAN STATE*	12 pm
4.21	----	----	at Georgia Southern*	5 pm
4.22	----	----	at Georgia Southern*	2 pm
4.23	----	----	at Georgia Southern*	11 am
4.28	----	----	at Southern Miss*	5 pm
4.29	----	----	at Southern Miss*	2 pm
4.30	----	----	at Southern Miss*	12 pm
5.4	----	----	TROY*	6 pm
5.5	----	----	TROY*	6 pm
5.6	----	----	TROY*	6 pm
5.10-13	----	----	Sun Belt Conference Championship6	TBA
5.18-21	----	----	NCAA Regional^	TBA
5.25-28	----	----	NCAA Super Regional+	TBA
6.1-9	----	----	Women's College World Series<	TBA

* - Denotes Sun Belt Conference game

! - NFCA Leadoff Classic (Clearwater, Fla.), @ - Mardi Gras Classic (Mobile, Ala.), # - South Alabama Invitational (Mobile, Ala.), \$ - Jane B. Moore Memorial (Auburn, Ala.), % - THE Spring Games (Madeira Beach, Fla.);

6 - Sun Belt Conference Championships (Lafayette, La.), ^ - NCAA Regional (TBD), + - NCAA Super Regional (TBD); < - Women's College World Series (Oklahoma City, Okla.)

All Times CT | Home Games BOLD

MEDIA CONTACT

Softball Contact: Kevin Beasley

Email: kbeasley@southalabama.edu

Cell: (251) 377-8164

Athletic Web Site: www.USAJaguars.com

WEEKLY SCHEDULE

MONDAY February 20	TUESDAY February 21	WEDNESDAY February 22	THURSDAY February 23	FRIDAY February 24	SATURDAY February 25	SUNDAY February 26
TRAVEL DAY Depart for Lake Charles, La. - 12 pm	GAME DAY at McNeese State - W, 3-0 Cowgirl Diamond - Lake Charles, La. Interviews Postgame	PRACTICE Optional Lift & Recovery / Open Field No Player Interviews	GAME DAY vs. Tulsa - 5:30 pm Jaguar Field - Mobile, Ala. South Alabama Invitational Interviews Postgame	GAME DAY vs. Furman - 3 pm vs. Mississippi State - 5:30 pm Jaguar Field - Mobile, Ala. South Alabama Invitational Interviews Postgame	GAME DAY vs. Tulsa - 5:30 pm Jaguar Field - Mobile, Ala. South Alabama Invitational Interviews Postgame	GAME DAY vs. Louisiana Tech - 1:30 pm Jaguar Field - Mobile, Ala. South Alabama Invitational Interviews Postgame

SOUTH ALABAMA QUICK FACTS

STRATEGIC COMMUNICATIONS

Associate AD Strategic Communications	Travis Jarome
Assoc. Director Strategic Communications / SB Contact	Kevin Beasley
Office Phone	(251) 414-8033
Cell Phone	(251) 377-8164
E-Mail	kbeasley@southalabama.edu
Athletic Twitter Account	@SouthAlabama_JACS
Softball Twitter Account	@SouthAlabama_SB

UNIVERSITY INFORMATION

Name	South Alabama
Location	Mobile, Ala.
Founded	1963
Enrollment	14,224
Nickname	Jaguars
Colors	Red (PMS 193), White and Blue (PMS 281)
Conference	Sun Belt
President	Jo Bonner
Athletics Director	Joel Erdmann, Ph.D.
Senior Women's Administrator	Jinni Frisbey
Faculty Athletics Rep	Paige Vitulli
Stadium (Cap.)	Jaguar Field (1,050)
Dimensions (L-C-R)	200-220-200

PROGRAM HISTORY

First Season of Competition	2007
All-Time Record (Overall / Sun Belt)	498-335-1 / 197-148
Sun Belt Championships (Regular Season)	--
Sun Belt Championships (Tournament)	3 (2012, 2013, 2015)
NCAA Regional Appearances	5 (2012, 2013, 2014, 2015, 2021)
Super Regionals	--
WCWS Appearances	--
Highest Ever Weekly Ranking	
ESPN.com / USA Softball Top 25	11th (Week 8 - 2014)
USA Today / NFCA Top 25	12th (Week 7 - 2014)
All-America Selections	2
All-Region Selections	21
All-Sun Belt Selections	58
Easton/NFCA All-America Scholar Athlete Selections	127
SBC Commissioner's List Selections	147
SBC Academic Honor Roll Selections	103

TEAM INFORMATION

2022 Overall Record	25-21
Home / Away / Neutral	10-6 / 10-7 / 5-8
2022 Sun Belt Record (Home / Away)	16-6 (8-4 / 8-2)
2022 Sun Belt Championship Record	1-2
2022 Postseason	--
Final Ranking (USA Today / NFCA)	--
Final Ranking (ESPN.com / USA Softball)	--
Final RPI Ranking	39
Field Starters Returning / Lost (Min. 35 Starts)	4 / 3
Pitchers Returning / Lost	3 / 1
Total Roster Size	22
Letterwinners Returning / Lost	12 / 8
Redshirts from 2022	4
Newcomers	6

COACHING STAFF

Head Coach	Becky Clark
Seasons at South Alabama	17th Overall / 16th Competitive
Record at South Alabama	498-335-1
Seasons (Career)	20th Overall / 19th Competitive
Career Record	653-368-2
Associate Head Coach	Kristina McCain
Assistant Coach	Hannah Campbell
Volunteer Assistant Coach	Jayden Mount
Director of Student-Athlete Development	Terri McCormick
Director of Operations	Meredith Tanner Frisbey

MEDIA INFORMATION

Information about the Jaguar softball team is available on USA's official athletics web site, www.USAJaguars.com. Among the information available at this site are links and pdfs of statistics, game notes and directions as well as photo gallery downloads. Information about the Sun Belt Conference is available at www.sunbeltsports.org.

SOCIAL MEDIA

In addition to following the most up-to-date information on South Alabama's Official Athletics Site, www.USAJaguars.com, follow all Jaguar athletics on the Official Twitter Account of Jaguar Athletics, Twitter @SouthAlabama_JACS. Stay up-to-date with softball happenings by visiting the official Twitter Account of Jaguar Softball: @SouthAlabama_SB.

POST GAME INTERVIEWS

After a 10-minute cooling off period, requested players and coaches will be made available to members of the media and all interviews. Interviews will be conducted on the field down the foul line area of the Jaguar dugout. Due to Sun Belt Conference COVID-19 policy, media members must socially distance while conducting interviews. Requested players and coaches will be accompanied by a South Alabama Strategic Communications staff member to the designated interview area.

PRACTICES

The South Alabama Strategic Communications staff encourages coverage of Jaguar softball outside of games. As a general rule, the first 30 minutes of all practices are open to the media. Please contact the South Alabama Strategic Communications Office in advance if you plan on attending a practice session, so an escort can be made available.

WEEKLY INTERVIEW / PRACTICE POLICY

In-person interviews with members of the coaching staff and student-athletes can be arranged by calling Associate Director, Kevin Beasley at (251) 414-8033 during normal business hours. Interviews with student-athletes MUST be arranged in advance through the media relations office. Players are generally available 15 minutes before practice practice.

Phone interviews are also available, but will be arranged around the student-athlete's class and practice schedules. Student-athletes' phone numbers are not available under any circumstance. All phone interview requests must be made 24 hours prior.

MEDIA MEMBERS SHOULD NEVER CONTACT STUDENT-ATHLETES DIRECTLY AT ANY TIME. Student-athletes have been instructed to immediately terminate any contact initiated by a member of the media.

INJURY INFORMATION

The Health Insurance Portability and Accountability Act of 1996 (HIPAA) regulates the use and disclosure of certain information held by "covered entities". It establishes regulations for the use and disclosure of Protected Health Information (PHI). PHI is any information held by a covered entity which concerns health status and provision of health care that can be linked to an individual.

Under the HIPAA Privacy Rule, the University must reasonably limit uses and disclosures of medical information to the minimum necessary to accomplish their intended purpose. In order to supply the media with injury information related to student-athletes, the University shall be limited to discussing the athlete's name, along with a broad term for the injury and upcoming playing status.

Student-athletes who are injured during a game will not be allowed to participate in post-game media interviews.

HOME CREDENTIAL REQUESTS

The South Alabama Strategic Communications Office will issue credentials to **WORKING** press only. Passes for spouses, children or friends will not be issued. These credentials are non-transferable

and any unauthorized use of a credential will result in the pass being immediately revoked.

Press passes will be distributed to those working along press row. A photo pass will be issued to those members of the media needing to photograph home events. All credential requests should be made in writing by sports editors or directors of accredited media outlets on company letterhead. Request should be made no later than four hours prior to the start of the desired contest. At least a day's notice is preferred.

Credentials can be picked up the day before an event in our office. Any credentials picked up after then may be picked up at Media Will Call, which is located adjacent to the General Will Call area at the front gate of Jaguar Field.

Media Will Call will be open approximately one hour before the start of the event. Credential requests can be emailed to Kevin Beasley, Associate Director for Strategic Communications for the University of South Alabama at kbeasley@southalabama.edu.

PHOTOGRAPHERS

Only photographers shooting for accredited media outlets or for the South Alabama Strategic Communications Office will be issued photo passes. Photographers are also allowed to shoot from the stands area along the first row of "blue seats" as long as they DO NOT obstruct fans viewing of the game, as well as to top of the dugouts.

VISITING RADIO

All visiting radio crews can make credential requests either through the South Alabama Strategic Communications Office or through their normal media relations/sports information department contact. Two courtesy lines are available in the visiting radio booth.

BY THE NUMBERS

2

NO HIT FOR YOU: Olivia Lackie made history at the Mardi Gras Classic over the weekend as she became the first South Alabama pitcher to toss back-to-back no-hitters in consecutive outings. Both were five-inning decisions.

8

SCHOOL RECORD: Against Mississippi Valley State on Friday, South set a new single-game, stolen base record with 8. Three players ended the night with multiple stolen bases **Mackenzie Brasher** (3), **Meredith Keel** (2) and **Marley Sims** (2).

7

ALL-TOURNEY JAGS: Olivia Lackie, Jenna Hardy, Gabby Stagner, Victoria Ortiz, Meredith Keel, Odalys Cordova and Marley Sims were named to the all-tourney team at the Mardi Gras Classic after helping the Jags win the title at the event.

SOUTH ALABAMA NOTES

APPROACHING CAREER MILESTONES

- Head coach Becky Clark is approaching a career milestone as she is one win shy of reaching 500 at South Alabama
- Olivia Lackie (496) is 4 strikeouts away from reaching 500 for her career
- With her next save, Lackie (7) will move into a tie for second in career saves (8)
- Jenna Hardy (200) is 15 strikeouts away from moving into a tie for seventh place with Morgan Druhan (215 - 2010-11) in career strikeouts
- Victoria Ortiz (60) enters the weekend two extra base hits away from moving into a three-way tie for fifth in the career category
- Ortiz (35) is also one double away from moving into third in the career category
- Ortiz (23) is one home runs away from moving into sixth in career home runs and three home runs shy of moving into a three-way tie for fourth in the category
- Ortiz (82) is also 15 RBI away from moving into the top 10 in the category at South
- Ortiz (22) is one multi-RBI game away from moving into a three-way tie for 11th and two multi-RBI games away from moving into a tie for 10th on the career list in the category
- Mackenzie Brasher (32) and Ortiz (32) are one multi-hit games away from moving into a three-way tie for 12th in the category
- Meredith Keel (28) is one multi-hit game shy of moving into a tie for 18th
- With her next triple, Keel (6) will move into a tie for fifth in the career category and with two, she will move into a tie for fourth

CURRENT STREAKS

- Victoria Ortiz has had at least one hit in eight-straight games
- Meredith Keel and Mackenzie Brasher have had at least one hit in eight of South's 10 games this spring, while Odalys Cordova has had a hit in seven
- Gabby Stagner has had a hit in each of her last three outings, and driven in five runs in her last two
- The Jaguars have stolen 15-straight bases coming into the game against Tulsa
- As a staff, South Alabama's pitchers haven't allowed an earned run in the last 34.1 innings in the circle
- Over that stretch, Olivia Lackie, Jenna Hardy and Madison Lagle have recorded 29 strikeouts, allowed just 14 hits, issued just four walks, a hit batter, while retiring the side in order 13 times

SCOUTING THE JAGUARS

- South Alabama (6-4) enters its second home tournament of the spring after picking up a 3-0 victory at McNeese State on Tuesday
- The Jaguars scored three two-out runs in the top of first, and Olivia Lackie made it hold as she tossed her fourth-straight shut out
- Mackenzie Brasher, Victoria Ortiz, Gabby Stagner and Sasha Willems each recorded two hits apiece as part of South's season-high 11, while Meredith Keel also had a hit and a pair of walks, to go along with a sacrifice bunt
- After allowing three runs to the Bears on Friday, South has outscored its opponents 30-1 over the final five games
- Keel continues to lead the club at the plate as she is now batting .429 and leads the club with four multi-hit outings this spring
- Along with Keel, five other players are hitting over .300 - Stagner (.360), Marley Sims (.348), Odalys Cordova (.333), Ortiz (.333) and Brasher (.323)
- Brasher leads the team in stolen bases as she is 6-for-6 in the category
- As a team, the Jags are 16-for-17 in steals and have stolen 15 straight
- Keel and Sims also have four steals apiece
- Stagner (8) and Keel (6) pace the club in RBI, while Stagner also have five extra-base hits with four doubles and a home run
- In the circle, Jenna Hardy (2-2) has a 1.82 earned run average, and has struck out 34 in her 34.2 innings of work
- Lackie (4-2) has a 1.60 ERA and has struck out 38 in 30.3 innings of work, while limiting opponents to a .191 batting average
- As a staff, USA has a 1.67 ERA and is holding opponents to a .198 batting average

THE SERIES VS. TULSA

- South Alabama and Tulsa have met two previous times in the all-time series with the Hurricanes taking both of those meetings.
- The first meeting came during the 2008 season, while the most recent came at the Jaguar Challenge in Mobile during the 2019 season

INSIDE THE SERIES VS. THE HURRICANES

Series: 0-2 (H: 0-1 / A: 0-0 / N: 0-1)
Extra-Inning Games: 0-1 (H: 0-0 / A: 0-0 / N: 0-1)
Run-Rule Games: 0-0 (H: 0-0 / A: 0-0 / N: 0-0)
NCAA Tournament Games: 0-0 (H: 0-0 / A: 0-0 / N: 0-0)
First Meeting: 3/1/08
Last Meeting: 2/16/19
Longest South Alabama Streak: -
Longest Tulsa Streak: 2 (*08-'19)
Current Streak: 2 by Tulsa

Date	USA	OPP	Location	W/L	Score
2/16/19	-/-/-	-/-/-	Mobile, Ala.	\$ L	3-8
3/1/08	-	-	Baton Rouge, La.	# L	2-3 (8)

- LSU Purple and Gold Challenge; \$ - Jaguar Challenge

LAST SERIES MEETING (LINE SCORES)

Tulsa 8, South Alabama 3 Feb. 16, 2019 at Mobile, Ala. Jaguar Field Jaguar Challenge												
Score by Innings	1	2	3	4	5	6	7		R	H	E	
Tulsa	3	4	0	0	1	0	0		8	12	0	
South Alabama	1	0	0	2	0	0	0		3	5	2	
WP - C. Delce (3-1) LP - A. Reid (1-3).												
HR - USA: K. Cronan (3)												
T - 2:11												

SOUTH AGAINST THE AAC

- South Alabama holds an all-time record of 3-9 (.250) against current American Athletic Conference members
- The Jags have faced all seven members at least once, while the four meetings versus Memphis are the most against an AAC member
- South's three wins have come against Central Florida, East Carolina and Houston

Central Florida	1-1	.500
East Carolina	1-0	1.000
Houston	1-0	1.000
Memphis	0-4	.000
South Florida	0-1	.000
TULSA	0-2	.000
Wichita State	0-1	.000
Total	3-9	.250

THE SERIES VS. FURMAN

- South Alabama and Furman have met in the all-time series

SOUTH AGAINST THE SOCON

- South Alabama holds an all-time record of 9-5 (.643) against current Southern Conference members
- All 14 meetings against SoCon members have come against either Mercer (5), Samford (5) or Chattanooga (4)
- South is also scheduled to face SoCon member Chattanooga on March 10 at THE Spring Games in Madeira Beach, Fla.

Chattanooga	2-2	.500
East Tennessee State	0-0	.000
FURMAN	0-0	.000
Mercer	5-0	1.000
Samford	2-3	.400
UNC-Greensboro	0-0	.000
Western Carolina	0-0	.000
Wofford	0-0	.000
Total	9-5	.643

THE SERIES VS. MISSISSIPPI STATE

- South Alabama and Mississippi State have met 11 previous times in the all-time series
- The Jaguars hold a slim 6-5 (.546) advantage in the series
- The two clubs split a pair of meetings last season in Starkville, Miss., at the Snowman with USA earning a 1-0 victory, but also falling 5-0 to the Bulldogs
- The shutout victory by State was its first in the series, while the Jaguars hold two
- All 11 series meetings have come on the other's home field
- The two teams have meet four previous times in Mobile splitting those contests
- The last meeting on the Jags' home field came on April 26, 2016, a 4-2, eight-inning win by the Bulldogs
- The two clubs have met once during the postseason as they met at the 2013 NCAA Regional in Mobile where South picked up a 3-0 win.
- The series dates back to the 2009 season
- The two programs have split the last six series meetings, while five of the last six have come in Starkville
- Five of the last nine series meetings have been one-run decisions

INSIDE THE SERIES VS. THE BULLDOGS

Series: 6-5 (H: 2-2 / A: 4-3 / N: 0-0)
Extra-Inning Games: 0-1 (H: 0-1 / A: 0-0 / N: 0-0)
Run-Rule Games: 0-0 (H: 0-0 / A: 0-0 / N: 0-0)
NCAA Tournament Games: 1-0 (H: 1-0 / A: 0-0 / N: 0-0)
First Meeting: 4/8/09
Last Meeting: 2/27/22
Longest South Alabama Streak: 4 (*13-'15)
Longest Mississippi State Streak: 2 (*09-'12)
Current Streak: 1 by Mississippi State
Last 5 - 2-3
Last 10 - 6-4

Date	USA	OPP	Location	W/L	Score
2/26/22	-/-/-/-	-/-/-/-	Starkville, Miss.	+ L	0-5
2/27/22	-/-/-/-	-/-/-/-	Starkville, Miss.	+ W	1-0
2/17/18	RW/-	-/-	Starkville, Miss.	6 L	3-6
4/26/16	-/-	-/-	Starkville, Miss.	W	2-1
2/19/16	23/RV	RV/RV	Mobile, Ala.	# L	2-4 (8)
4/15/15	22/22	RV/RV	Starkville, Miss.	W	3-2
4/9/14	15/16	-/-	Mobile, Ala.	W	3-2
5/18/13	15/15	-/-	Mobile, Ala.	! W	3-0
2/7/13	RW/RV	RW/RV	Starkville, Miss.	@ W	3-2
2/9/12	-/-	-/-	Mobile, Ala.	# L	2-7
4/8/09	-	-	Starkville, Miss.	L	2-5

! - NCAA Regional; # - Mardi Gras Invitational; @ - Bulldog Kickoff Classic; 6 - February Freezer; + - The Snowman

LAST SERIES MEETING (LINE SCORES)

Mississippi State 5, South Alabama 0 Feb. 27, 2022 Nusz Park Starkville, Miss. The Snow Man (Alex Wilcox Memorial Tournament)												
Score by Innings	1	2	3	4	5	6	7		R	H	E	
South Alabama	0	0	0	0	0	0	0		0	3	2	
Mississippi State	0	2	2	0	0	1	X		5	4	0	
WP - A. Wesley (4-1) LP - J. Hardy (1-6)												
HR - MSU: M. Davidson (8), M. Faapito (4)												
T - 1:47												

South Alabama 1, Mississippi State 0 Feb. 26, 2022 Nusz Park Starkville, Miss. The Snow Man (Alex Wilcox Memorial Tournament)												
Score by Innings	1	2	3	4	5	6	7		R	H	E	
South Alabama	0	0	0	1	0	0	0		1	3	1	
Mississippi State	0	0	0	0	0	0	0		0	1	1	
WP - O. Lackie (2-2) LP - K. Hawk (3-1).												
HR - USA: K. Kvistad (2)												
T - 1:54												

SOUTH ALABAMA NOTES

SOUTH AGAINST THE SEC

- South Alabama holds an all-time record of 15-52 (.224) against current Southeastern Conference members
- The Jaguars faced Tennessee on the opening weekend at the NFCA Leadoff Classic, but the game was suspended and declared an "no-contest" due to weather
- South is also scheduled to face SEC members Mississippi State (2/24) and Auburn (3/3 and 3/4) this spring
- Last season, the Jaguars faced four opponents from the SEC and went 1-5 in those contests: LSU (0-2), Mississippi State (1-1), Tennessee (0-1), Missouri (0-1)
- Of the 10 teams South has faced from the SEC, Florida, Missouri and Tennessee are the lone teams from the league that the Jags have yet to pick up a win against as they hold at least one victory over the other seven schools that they have faced
- South has yet to face SEC members Arkansas, Kentucky or Texas A&M
- The 15 meetings against Alabama and LSU are the most against any SEC member, while USA has also faced MSU 11 times
- South Alabama has faced at least one SEC team in each season since the program began in 2007

Alabama	1-15	.063
Arkansas	0-0	.000
Auburn	1-5	.167
Florida	0-3	.000
Georgia	2-2	.500
Kentucky	0-0	.000
LSU	2-13	.133
Mississippi	2-2	.500
MISSISSIPPI STATE	6-5	.546
Missouri	0-3	.000
South Carolina	1-1	.500
Tennessee	0-3	.000
Texas A&M	0-0	.000
Total	15-52	.215

THE SERIES VS. LOUISIANA TECH

- South Alabama and Louisiana Tech have met four previous times in the all-time series
- The Jags have won three of those four meetings
- South took the first three series meetings, outscoring LA Tech 14-3, including a pair of shutouts
- The Bulldogs captured the last meeting with a 2-0 victory over the Jags at the Sand Dollar Classic in Gulf Shores, Ala.

INSIDE THE SERIES VS. THE LADY TECHSTERS

Series: 3-1 (H: 0-0 / A: 1-0 / N: 2-1)
Extra-Inning Games: 1-0 (H: 0-0 / A: 1-0 / N: 0-0)
Run-Rule Games: 1-0 (H: 0-0 / A: 0-0 / N: 1-0)
NCAA Tournament Games: 0-0 (H: 0-0 / A: 0-0 / N: 0-0)
First Meeting: 3/13/08
Last Meeting: 2/9/19
Longest South Alabama Streak: 3 (*08-'11)
Longest Louisiana Tech Streak: 1 (*19)
Current Streak: 1 by Louisiana Tech

Date	USA	OPP	Location	W/L	Score
2/9/19	-/-/-	-/-/-	Gulf Shores, Ala.	\$ L	0-2
2/25/11	-	-	Oxford, Miss.	# W	8-0 (5)
2/21/09	-	-	Hattiesburg, Miss.	@ W	2-0
3/13/08	-	-	Ruston, La.	W	4-3 (10)

- Red and Blue Classic; @ - Southern Miss Mizuno Classic; \$ - Sand Dollar Classic

LAST SERIES MEETING (LINE SCORES)

Louisiana Tech 2, South Alabama 0												
Feb. 9, 2019 at Gulf Shores, Ala. Gulf Shores Sportsplex Sand Dollar Classic												
Score by Innings	1	2	3	4	5	6	7		R	H	E	
Louisiana Tech	0	0	1	0	0	0	1		2	8	0	
South Alabama	0	0	0	0	0	0	0		0	3	1	
WP - P. Galloway (2-0) LP - A. Reid (0-2).												
HR - None												
T - 1:52												

SOUTH AGAINST THE CUSA

- South Alabama holds an all-time record of 81-57 (.587) against current Conference USA members
- The Jags last faced a current CUSA member during the 2020 season

(Middle Tennessee, 0-3, THE Spring Games, Madeira Beach, Fla.)

- Besides the 15 meetings versus UAB, the most meetings versus CUSA opponents come against former Sun Belt members Western Kentucky (27), Florida Atlantic (25), Middle Tennessee (25), Florida International (24) and North Texas (17)

Charlotte	0-0	.000
Florida Atlantic	10-15	.400
Florida International	14-10	.583
LOUISIANA TECH	3-1	.750
Middle Tennessee	16-9	.640
North Texas	10-7	.000
Texas-El Paso	0-0	.000
Texas-San Antonio	1-0	1.000
UAB	12-3	.800
Western Kentucky	15-12	.556
Total	81-57	.587

ALL-TOURNAMENT JAGS PART II

- South Alabama had a number of players contribute to its tournament win at the Mardi Gras Classic presented by Beebe's Termite & Pest Control
- Lackie was nearly perfect as she was 3-0 with three total shutouts, including a pair of no-hitters, allowing two hits and holding opponents to a .048 batting average, striking out 24 and just one walk in 13.0 innings of work
- Hardy posted a 1.24 earned run average, two complete games and 19 strikeouts in 17.0 innings, while the only three earned runs came on a home run in the fourth inning of her first outing of the tournament
- Ortiz led the club with a .462 batting average, a .692 slugging percentage and six runs scored, while also driving in four runs
- Sims posted a .455 batting average with three runs scored, an RBI and four stolen bases
- Cordova batted .429 and a .643 slugging percentage with five runs scored, a double, a triple, two RBI and two stolen bases
- Keel hit .400 with four runs scored, four RBI and three stolen bases
- Stagner hit .385 and a team-high .769 slugging percentage with two doubles, a home run, four runs scored and a team-best six RBI

Odalys Cordova, South Alabama
Marley Sims, South Alabama
Olivia Lackie, South Alabama
Jenna Hardy, South Alabama
Meredith Keel, South Alabama
Victoria Ortiz, South Alabama
Gabby Stagner, South Alabama

Ashley Hitchcock, Rutgers
Kyleigh Sand, Rutgers
Morgan Smith, Rutgers
Mackenzie Swick, Missouri State
Abby Ford, Missouri State

NEARLY PERFECT WEEKEND

- Junior pitcher Olivia Lackie was nearly perfect in the circle at the Mardi Gras Classic as she went 3-0 and didn't allow a run, while striking out 24
- Opponents hit a minuscule .048, and of the 44 batters that she faced only four reached base safely - two hits, a walk and a hit batter
- Lackie also became the first Jaguar pitcher to toss back-to-back no-hitters as she tossed a combined effort against Mississippi Valley State on Friday and then a five-inning decision against Missouri State, striking out 10 in both contests. For her play, she was named to the all-tournament squad
- She recorded multiple strikeouts in nine of her 14 innings, striking out the side four times
- Lackie was named the Sun Belt Conference Pitcher of the Week (2/21) marking the sixth time of her career and the 29th time the program has had a pitcher earn the league award

MAKING THE MOST OF YOUR FIRST HIT

- A pair of freshmen - Brooklynn Bockhaus and Shelby Garrett - both made the most of their first collegiate hits on Saturday in the Jags' run-rule victory over Missouri State
- In the second inning, Bockhaus singled through the left side of the infield to score South's second run of the inning and put the Jags up, 2-0
- Garrett capped off a five-run, fourth inning delivered a two-run single to left to give South Alabama a 10-0 advantage

MARDI GRAS SPARK PLUG

- Junior infielder Odalys Cordova had herself a weekend at the Mardi Gras Classic as she batted .429 and was 6-for-14 at the plate
- Cordova also scored five runs and recorded both a double and a triple to go along with a pair of RBI and a pair of stolen bases
- With the Jags trailing 0-1 against Rutgers on Saturday, Cordova sparked the club as she moved into scoring position on a wild pitch and then came all the way around to score on the play after an errant throw by the Scarlet Knights, which the Orlando, Fla., native slid home and beat the tag to tie the contest up and ignite a three-run inning

RECORD NIGHT ON THE BASE PATHS

- South Alabama's game against Mississippi Valley State was not only a record night in the circle, but on the base paths as well
- With their eight steals in the contest, the Jags set both a new single-game stolen base record (7, vs. Lehigh, 2/22/14) and Jaguar Field record (6, vs. Northwestern State, 3/25/08 and vs. Belmont, 2/20/10)
- Meredith Keel's stolen base in the bottom of the third was the eighth of the game, setting a new single-game mark
- Mackenzie Brasher nearly etched her name in the record books as well as her three stolen bases were a new career best for the senior outfielder and one shy of Evelyn Pare's program mark of four set vs. Northwestern State (3/25/08)
- South Alabama had three players with multiple stolen bases Brasher (3), Keel (2) and Sims (2)
- As a team, South had recorded just one stolen base through its first five games

ALL-TOURNAMENT HONOR FOR HARDY

- Jenna Hardy was the workhorse for the Jaguars in the circle over the weekend at the NFCA Leadoff Classic in Clearwater, Fla., appearing in all four games, starting four
- Hardy went 1-1 and struck out 15 in her 17.2 innings of work, and for her play was selected to the all-tournament team
- Against Louisville on Friday, Hardy allowed just four hits and allowed an unearned run in 4.2 innings in the circle, while striking out eight
- Against sixth-ranked Northwestern in South's second game of the day, Hardy again go the starting nod holding the Wildcats scoreless through the first four innings
- On Saturday, the Whitehouse, Ohio native entered in relief and tossed 3.1 innings allowing an unearned run and striking out a pair to pick up the victory
- Against Indiana on Sunday, Hardy allowed just two runs in five innings of work on three hits

NFCA LEADOFF CLASSIC ALL-TOURNAMENT TEAM

Maddie Penta, Auburn
Juli Martine, Fordham
Lealani Ricks, Howard
Sydney Sickles, Illinois
Brianna Copeland, Indiana
Karissa Hamilton, Kentucky
Alyssa Zabala, Louisville
Jenna Laird, Missouri
Kelsey Nader, Northwestern
Sarah Seamans, Pittsburgh
Hailey Elizarraras, Prairie View A&M
Jenna Hardy, South Alabama
Alissa Castaneda, Southern
Hannah Mearns, St. John's
McKenna Gibson, Tennessee
Mia Scott, Texas

ELITE RECRUITING

- In this fall's signee class, the Jaguars continued their string of elite recruiting as they added a pair of players ranked on Extra Inning Softball's 2022 Extra Elite 100 List: Olivia Branstetter (No. 37) and Cadence Williams (No. 51)
- Their selections marked the fourth-straight season that South will have an incoming freshman ranked within the Top 100 recruits by the organization
- Madison Lagle, a three-time selection and ranked No. 97 prior to her senior prep season was part of the 2022 signee class, while Olivia Lackie was listed 56th in Extra Innings Extra Elite 100 rankings, and was listed as No. 30 nationally at her position heading into her senior season prior to signing with the program
- Fellow Jags Erin McGlathlin (No. 60) and Gabby Stagner (No. 98) were also listed on the organization's Extra Elite 100 List, while Rachel Everett was ranked No. 172 among pitchers nationally

SOUTH ALABAMA NOTES

TOP 10 DOUBLE K GAMES

#	INNS.	PLAYER	OPPONENT	DATE
20	(10)	Beth Pilgrim	Middle Tennessee	3/27/10
18	(8)	Olivia Lackie	Appalachian State	3/18/22
17	(7)	Devin Brown	Troy	5/7/16
17	(7)	Devin Brown	Florida A&M	3/4/16
16	(7)	Olivia Lackie	Appalachian State	3/14/21
16	(7)	Devin Brown	Appalachian State	4/21/18
16	(7)	Farish Beard	SIU-Edwardsville*	5/17/14
15	(7)	Olivia Lackie	Appalachian State	3/13/21
15	(7)	Devin Brown	Tennessee Tech	2/24/17
15	(5)	Devin Brown	Sam Houston State	2/21/15
15	(7)	Farish Beard	UT-San Antonio	3/1/14

* - NCAA Regional

NEW NUMBER, SAME VIC

- Over her career, a mainstay in the Jaguar lineup has been No. 34 in right field, Victoria Ortiz
- In her final collegiate season, the sixth-year senior has decided to change her number, not for herself, but to honor the memory of a dear friend
- Five days prior to the start of the 2021 season, Amberly Montgomery, a then junior at the University of Mobile and former teammate and best friend of Ortiz's at Baker High School tragically passed away
- The two had been teammates and won the 2015 state championship
- Since her passing, Ortiz had felt led to change her number as a way to honor her friend
- Following the conclusion of the 2022 season, Ortiz felt the timing was right and signs were right as she finished the year with 12 doubles, 12 home runs and 120 at-bats

GET AHEAD, STAY AHEAD

- Over her first three seasons, junior pitcher Olivia Lackie has made it extremely difficult on opponents when she gets ahead 0-2 to batters.
- Lackie has also posted numerous strong innings in the circle, retiring the side in order and recording multiple K's in an inning.

	BF	0-2 CTS	Ret.	Ret. K
2023	110	32	28	19
2022	615	158	139	92
2021	805	183	150	103
Career	1530	373	317	214

	Side in Order	SO Side	2+ K's Inn.
2023	13	4	11
2022	66	18	56
2021	76	19	81
Career	155	41	148

IN THE COACHING BOX



BECKY CLARK
Head Coach
17th Season
at South Alabama



JAYDEN MOUNT
Volunteer Assistant Coach
First Season
at South Alabama

IN THE DUGOUT



HANNAH CAMPBELL
Assistant Coach
8th Season
at South Alabama
Pitching Coach



KRISTINA MCCAIN
Associate Head Coach
14th Season
at South Alabama
Hitting Coach



**MEREDITH
TANNER FRISBEY**
Director of Operations
17th Season
at South Alabama

PROGRAM HISTORY

Year	Overall Record	Sun Belt Record	Sun Belt Tournament	NCAA Regional
2006		Program Started		
2007	36-23	12-11		
2008	22-31	6-18		
2009	27-28-1	9-12		
2010	21-24	8-10		
2011	37-17	14-10		
2012	41-17	17-7	Champion	Tuscaloosa
2013	48-9	17-3	Champion	Mobile
2014	42-14	15-6	Runner Up	Tuscaloosa
2015	40-13	16-4	Champion	Auburn
2016	33-18	17-6		
2017	35-20	15-12		
2018	29-27	13-13		
2019	18-31	7-20		
2020*	8-17	2-1		
2021	31-21	13-9	Runner Up	Gainesville
2022	25-21	16-6		
2023	6-4	--		

* - Season shortened due to COVID-19 Pandemic

SOUTH ALABAMA NOTES

RECORDS WATCH

EXTRA-BASE HITS (2B-3B-HR)

1.	69 (34-10-25)	Brittany Fowler (2010-13)
2.	68 (36-4-28)	Christin Crocker (2009-12)
3.	66 (31-10-25)	Amanda Minahan (2014-17)
4.	65 (33-4-28)	Kaitlyn Griffith (2012-15)
5.	63 (40-8-15)	Blair Johnson (2012-15)
6.	62 (25-1-36)	Kamdyn Kvistad (2018-22)
7.	61 (35-3-23)	Victoria Ortiz (2019-23)
8.	58 (40-1-17)	Meghan Collins (2010-13)
9.	54 (26-4-24)	Haley Hopkins (2009-12)
10.	45 (35-4-6)	Stephanie Pilkington (2013-16)

HOME RUNS

1.	36	Kamdyn Kvistad (2018-22)
2.	28	Christin Crocker (2009-12)
	28	Kaitlyn Griffith (2012-15)
4.	25	Amanda Minahan (2014-17)
	25	Brittany Fowler (2010-13)
6.	24	Haley Hopkins (2009-12)
7.	23	Victoria Ortiz (2019-23)
8.	18	Jenny Stevens (2007-08, '11)
	18	Katelyn Gurich (2017-21)
	18	Abby Krzywiecki (2017-21)

RUNS BATTED IN

1.	136	Brittany Fowler (2010-13)
2.	128	Kamdyn Kvistad (2018-22)
3.	118	Blair Johnson (2012-15)
4.	115	Christin Crocker (2009-12)
5.	114	Amanda Minahan (2014-17)
6.	111	Kaitlyn Griffith (2012-15)
7.	108	Haley Hopkins (2009-12)
	108	Kristian Foster (2015-18)
9.	98	Stephanie Pilkington (2013-16)
10.	97	Meghan Collins (2010-13)
--	82	Victoria Ortiz (2019-23)

WALKS

1.	102	Meghan Collins (2010-13)
2.	95	Brittany Fowler (2010-13)
3.	87	Stephanie Pilkington (2013-16)
4.	78	Kristian Foster (2015-18)
5.	74	Kaleigh Todd (2015-18)
	74	Kamdyn Kvistad (2018-22)
7.	73	Jenny Stevens (2007-08, '11)
8.	71	Carolina Mendoza (2007, 09-11)
9.	70	Tara Donaldson (2007-09)
10.	69	Amanda Minahan (2014-17)
--	43	Abby Allen (2021-23)

SOUTH IN EXTRA INNINGS

- Since the inception of the program during the 2007 season, South Alabama has been a part of 64 extra-inning games.
- USA holds a 34-30 record in those contests, which includes a 10-11 mark in extra-inning games at home, an 12-11 record in road games and a 12-8 mark at neutral sites.
- The Jaguars are also 13-15 in Sun Belt Conference regular-season games and 5-1 in conference tournament games that go past the seventh inning.
- USA holds an 24-18 record in eight-inning games, a 5-6 mark in nine-inning games, a 3-4 mark in 10-inning contests, a 2-0 record in games that have gone 11 innings and a 0-1 record in both 13- and 16-inning games.

JAGUARS IN RUN-RULE CONTESTS

- One area in which the Jaguars have been very successful during their first 17 seasons has been in run-rule contests.
- South Alabama has seen 129 games decided via the run-rule and holds an 105-24 record (.814) in those outings, and a 2-0 record this season.

DOING IT IN THE CLASSROOM

- A year after having a program-record 18 student-athletes named All-America Scholar Athletes by the Easton/National Fastpitch Coaches Association (NFCA), the South Alabama softball program had 16 members from the 2021-22 roster earn the honor again.
- The individual award is given to student-athletes that acquire a 3.5 grade-point average or higher during said academic year.
- Among the 2,155 Division I honorees representing South Alabama on the list are Mackenzie Brasher, Odalys Cordova, Rachel Everett, Jenna Hardy, Kaitlyn Hughes, Meredith Keel, Emma Kropp, Kamdyn Kvistad, Olivia Lackie,

GAMES WITH 2 OR MORE HOME RUNS BY A JAGUAR

#	Date	Player	Opponent
3	4/28/18	Kamdyn Kvistad	Coastal Carolina
2	4/14/22	GABBY STAGNER	LOUISIANA
2	3/6/22	VICTORIA ORTIZ	DARTMOUTH
2	2/26/21	Kamdyn Kvistad	Missouri
2	4/20/19	VICTORIA ORTIZ	ULM
2	3/2/19	Kamdyn Kvistad	Savannah State
2	4/11/18	Katelyn Gurich	Southern
2	4/23/17	Savanna Mayo	ULM
2	4/3/15	Kaitlyn Griffith	UTA
2	3/28/15	Kaitlyn Griffith	Georgia State
2	2/21/15	Kaitlyn Griffith	Ball State
2	4/5/14	Amanda Minahan	Texas State
2	4/20/13	Haley Fagan	ULM
2	3/16/13	Brittany Fowler	Louisiana
2	3/7/12	Brittany Fowler	Southeastern Louisiana
2	4/3/11	Brittany Fowler	Middle Tennessee
2	2/12/11	Jenny Stevens	Alabama State
2	2/12/11	Christin Crocker	Alabama State
2	2/27/09	Christin Crocker	New Mexico State
2	2/18/07	Corey Race	Jacksonville State

GAMES WITH 2 OR MORE HOME RUNS BY AN OPPONENT

#	Date	Player	Opponent
2	5/6/22	Taylor McKinney	Troy
2	2/12/22	Georgia Clark	LSU
2	2/12/22	Shelbi Sunseri	LSU
2	4/6/19	Kassidy Smith	Coastal Carolina
2	4/28/18	Courtney Dean	Coastal Carolina
2	3/24/18	Megan Litumbe	Georgia State
2	2/21/18	Jessie Warren	Florida State
2	3/25/17	DJ Sanders	Louisiana
2	2/27/09	Kaitlin Cochran	Arizona State
2	2/22/09	Quaneisha Limbrick	Alabama State
2	4/21/07	Monique White	Florida International
2	4/7/07	Megan Miller	ULM
2	3/24/07	Martha Davis	Middle Tennessee

Erin McGlothlin, Hannah Ogea, Victoria Ortiz, Shelby Sloan, Bailey Welch, Kassidy Wilcox and Belle Wolfenden.

- The 16 selections second-most among Sun Belt Conference programs, just four behind Georgia State (20).

- As a group, the Jaguars also set a new program mark for grade-point-average for the second-straight academic year with a cumulative 3.581 mark, eclipsing the previous high of 3.531 set during the 2020-21 academic year.

- Out of 150 teams on the list, South Alabama tied with Boston University for 31st on the list, its second-highest ranking ever, just behind the 2013-14 academic year where the Jags placed 28th.

- The Jags look to have another solid year in the classroom for the 2022-23 academic year as the club posted a program-best 3.66 GPA during the fall semester.

- Seven members of the roster recored a 4.0 GPA with 92% of team above a 3.0 GPA.

- 17 student-athletes were selected to the Dean's list

NFCA ALL-AMERICA SCHOLAR TEAMS

2021-22	31st	3.581
2020-21	74th	3.531
2019-20	N/A	--
2018-19	130th	3.121
2017-18	79th	3.321
2016-17	91st	3.304
2015-16	66th	3.289
2014-15	75th	3.217
2013-14	28th	3.425
2012-13	60th	3.285
2011-12	37th	3.320
2010-11	49th	3.278
2009-10	N/A	--
2008-09	N/A	--
2007-08	55th	3.18

SOUTH ALABAMA NOTES

SEE YOU IN 2024 #FUTUREJAGS

This fall, South Alabama softball head coach Becky Clark announced the addition of Olivia Branstetter (Liberty, Mo.), Caitlyn Gavin (Jay, Fla.), Ryley Harrison (Fairhope, Ala.), Emily Mizelle (Mobile, Ala.), Molly Pitts (Mobile, Ala.), Amity White (Brundidge, Ala.) and Cadence Williams (Rising Sun, Md.) to the 2023-24 signing class . The group will join the 2024 roster.

Olivia Branstetter
5-5 | Infielder
Liberty, Mo. | Liberty High School | Aces Fastpitch

Branstetter signs with South Alabama after lettering at Liberty High School in Liberty, Mo., where she helped the Blue Jays to 141 wins over six seasons.

The infielder - who was ranked 37th on the Extra Innings Elite 100 list - just completed her senior season where she led the Blue Jays to a deep run in the Missouri Class 5 state playoffs as Liberty finished with a 27-9 record and third in the state. She recorded 33 hits with 20 of those going for extra bases, and also registered nine doubles, four triples and seven home runs, while driving in 43.

As a junior in 2021, Branstetter had 41 hits in her 93 at bats for a .441 batting average. She had two doubles, five triples and three home runs, while driving in 28 and scoring 23 runs. She was also ranked 45th on the Extra Innings Elite 100 list.

Branstetter - a three-time all-state honoree - earned second team Class 5 all-state honors from Missouri High School Fastpitch Coaches Association in 2020 after setting a single-season doubles record at Liberty with 16. She also was a member of the Extra Innings All Summer Team 14U in summer of 2020. Branstetter also earned all-district honors both as an infielder and as a catcher during her prep career. She played 12 years of travel ball with the last three coming for Aces Fastpitch.

Caitlyn Gavin
5-5 | Infielder
Jay, Fla. | Jay High School | Alabama Thunderbolts

A member of the varsity team since seventh grade, Gavin signs with the Jags after lettering at Jay High School in Jay, Fla. As a junior, Gavin batted .372, recording 32 hits, 23 runs scored and 17 RBI. Of her 32 hits, 10 went for extra bases that season, including seven doubles and a pair of home runs. She led Jay to Class 1A state championship in 2022 - program's first-ever softball state title - as the Royals finished with a 22-5 record.

Gavin batted .423 in 29 games during the 2021 season where she helped Jay to a 24-6 record. She drove in 39 with 33 hits and scored 33 runs, while also registering 12 home runs and four doubles. She was 5-for-5 with 6 RBI against Gulf Breeze and also drove in five in a postseason game against Holmes County.

Gavin is one of three members in the signee class - Harrison and Mizelle - to play travel ball for the Alabama Thunderbolts.

Ryley Harrison
6-0 | Pitcher
Fairhope, Ala. | Fairhope High School | Alabama Thunderbolts

Harrison signed with South after lettering at Fairhope, Ala., where she also received recruiting interest from Sun Belt Conference foes Southern Miss and Troy. A five-year varsity letterwinner for the Pirates, Harrison has excelled both at the plate and in the circle.

Over her last three seasons, Harrison holds a 0.96 earned run average and has struck out 345 batters in 175 innings of work, while compiling a 29-5 record during that three-year stretch. She has recorded 26 complete games in 36 starts, while also compiling 18 shutouts, five no hitters and a pair of perfect games, and held oppo- nents to a .132 batting average entering her senior season. At the plate, Harrison has batted .427 in 95 games, while recording 100 hits - 18 doubles, five triples and 24 home runs - 64 runs scored and 104 RBI.

As a junior, she batted .368 with 46 hits, including 23 for extra bases. Of those, nine were doubles, three were triples and 11 left the yard. She also drove in 53 and scored 35 times. In the circle, Harrison went 14-2 with a 0.54 ERA, and struck out 183 while allowing just one extra-base hit and holding opponents to an .097 batting average. She went the distance 12 times and recorded nine shutouts, three no hitters. Harrison tossed a perfect game against Satsuma HS and followed the performance with another no-hit gem in a win over Foley to claim AH- SAA Spring Spotlight for Softball on April 7. She earned Class 7A second-team all-state honors from the Alabama Sports Writers' Association (ASWA). She was also selected to the Al.com Coastal High School Terrific 20 Team.

Harrison competed for the South team in July at the 26th Annual North-South All-Star Game held in Montgomery, Ala.

As a sophomore in 2021, Harrison was 13-3 in the circle with a 1.62 ERA and tossed eight shutouts, two no hitters and another perfect game against Murphy HS. In her 102 plate appearances, she batted .494, drove in 35, scored 20 runs and had 20 more extra-base hits, including 10 home runs. For her play, Harrison earned Class 7A second-team all-state honors from the Alabama Sports Writers' Association (ASWA) and was an Al.com Coastal High School Terrific 20 Team selection. She was also named to the AHSAA state tournament all-tourney team after helping guide Fairhope to a runner-up finish.

As a freshman, Fairhope was selected by Max Preps as the Best High School Softball Team in Alabama.

Harrison played six years of travel ball for the Alabama Thunderbolts where she was named the MVP of the 2021 Colorado Sparkler Futures Game. She also led the Bolts to a PGF National Championship in the Premier Division.

Emily Mizelle
5-8 | Infielder
Mobile, Ala. | Baker High School | Alabama Thunderbolts

Mizelle - a three-time Al.com Coastal High School Terrific 20 Team selection - signs with the Jaguars after lettering at Baker High School in Mobile, Ala. As a junior, Mizelle hit .483 with a 1.621 OPS, and recorded 69 hits, 13 doubles, five triples and a school record 21 home runs. She also drove in 68 runs and 26 stolen bases in 29 attempts, while being named Lagniappe Player of the Year. Like Harrison, Mizelle competed for the South team in July at the 26th Annual North-South All-Star Game and earned Class 7A first-team all-state honors from the ASWA.

During the 2021 season, Mizelle earned Class 7A second-team all-state honors from the ASWA, she batted .421 with 13 home runs, 43 runs, 14 doubles, 14 steals and a 1.349 OPS. As a freshman at Baker, Mizelle contributed 34 RBI, eight home runs and eight steals while batting .493 with 1.499 OPS.

Molly Pitts
5-7 | Catcher
Mobile, Ala. | Mobile Christian School | Louisiana Voodoo

One of four signees from the Gulf Coast region and the second from Mobile, Pitts is a four-time all-county selection and was named to the Lagniappe all-area team last season. The Mobile Christian standout posted a .378 batting average as a junior, recording 48 hits, two of which were home runs, and drove in 42. Behind the plate, Pitts did not commit an error in 237 innings of work, while also throwing out five base runners.

She helped the Lady Leopards advance to the 2022 3A Championship Game of the Final 8 of the Alabama High School Athletic Association state playoffs where they finished as runner up and posted a 46-6 record on the year. She was also named the Beef O' Brady's Player of the Week during the season.

During the 2021 season, Pitts had 28 hits and 30 RBI, while she caught 186 innings and threw out eight base runners attempting to steal. Pitts also played four years of travel ball with Louisiana Voodoo. She is a member of both the National Honor Society and the Fellowship of Christian Athletes.

Amity White
5-3 | Outfielder
Brundidge, Ala. | Pike County High School | Alabama Fury

White, who has nearly 100 stolen bases over the past two seasons at Pike County High School will bring speed to the Jaguar lineup. As a junior, White batted .450 with 19 doubles, nine triples, three home runs with 43 stolen bases. She earned AISA first-team all-state honors from the ASWA.

As a sophomore during the 2021 season, White batted .517 with 21 doubles, seven triples, four home runs and 45 stolen bases. This past summer, White also batted .617 for the Alabama Fury where she had 10 home runs, 15 doubles, five triples and 26 stolen bases.

Cadence Williams
6-0 | Pitcher
Rising Sun, Md. | Rising Sun High School | Intensity

Williams - a 6-foot right-hander from Rising Sun High School in Rising Sun, Md. - was ranked No. 51 with Extra Innings Elite 100 in 2022, a year after being ranked as the 13th-best player in the country by the organization.

As a junior, Williams finished with a 7-3 record with three shutouts and struck out 112 batters in 64.1 innings in the circle as she held opponents to a .187 batting average. She also batted .328 with nine doubles and scored nine runs.

During her sophomore season, Williams went 5-0 with 0.62 ERA, and struck out 78 and only issued eight free passes in 34 innings of work, while allowing just three earned runs. She tossed four shutouts and threw a perfect game against Fallston in 2021. Offensively, Williams batted .467 with six doubles and four home runs, while she scored 16 runs and posted an .867 slugging percentage.



BECKY CLARK

HEAD COACH | MOBILE, '95

20th Season of her Career (19th Competitive)
17th Season at South Alabama (16th Competitive)

Five NCAA Regional Appearances
Three Sun Belt Tournament Championships



CLARK'S LEDGER

EDUCATION

Mobile - B.A. in English and a minor in marketing - 1991
Mobile - M.A. in education - 1995

PLAYING EXPERIENCE

Troy, 1990-91
Mobile, 1992-95

ACCOLADES AS A PLAYER

- 1993 National Association of Intercollegiate Athletics All-District Team
- 1993 NAIA Academic All-American
- 1994 NAIA All-District Team
- 1994 NAIA Academic All-American

HEAD COACHING EXPERIENCE

Year	School	Record	Position
2003-05	Mobile	156-33-1	Head Coach
2006-Pres.	South Alabama	499-335-1	Head Coach

COACHING HONORS

AT MOBILE

- NAIA Regional Coaching Staff of the Year - 1998
- Region XIII runner-up Coach of the Year - 2003
- Gulf Coast Athletic Conference Coach of the Year - 2003, '04

AT SOUTH ALABAMA

- Sun Belt Conference Coach of the Year - 2011, 2022
- National Fastpitch Coaches Association South Region Coaching Staff of the Year - 2013

PROGRAM HIGHLIGHTS

AT MOBILE

- Gulf Coast Athletic Conference Championships - 2003, '04, '05
- NAIA National Tournament Appearances - 2003, '04, '05
- NAIA National Tournament Runner Up - 2003

AT SOUTH ALABAMA

- NCAA Regional Appearances - 2012, '13, '14, '15
- No. 14 National Seed in the NCAA tournament - 2013
- Sun Belt Conference Tournament Champions - 2012, '13, '15

MILESTONE WINS AT SOUTH ALABAMA

Win	Date	Opponent	Location	Score
1*	2/17/07	Belmont	Jacksonville, Ala.	12-0 (5 inn.)
50	3/21/08	Middle Tenn.	Mobile, Ala.	2-0
100	4/7/10	UAB	Birmingham, Ala.	2-1
200	3/3/13	Samford	Birmingham, Ala.	4-0
300	4/4/15	UT Arlington	Arlington, Texas	9-1
400	3/28/18	McNeese St	Mobile, Ala.	9-6
450	3/14/21	App State	Mobile, Ala.	4-0

*Also program's first win.

PLAYER ACCOLADES UNDER CLARK

AT MOBILE

- Gulf Coast Athletic Conference Players of the Year - 2
- Gulf Coast Athletic Conference Pitchers of the Year - 3
- NAIA All-American Selections - 15
 First-Team (6); Second-Team (6); Honorable Mention (3)
- NAIA Pitcher of the Year (Missy Passley - 2003)
- NAIA Scholar All-American Selections - 3

AT SOUTH ALABAMA

- National Fastpitch Coaches Association (NFCA)
 All-American Selections - 2
- NFCA All-Region Selections - 21
- NFCA All-America Scholar Athletes - 127
- All-Sun Belt Conference Selections - 59
 First Team - 27
 Second Team - 32
- All-Sun Belt Conference Tournament Selections - 23
- Sun Belt Conference Commissioner's List Selections - 102
- Sun Belt Conference Academic Honor Roll Selections - 81
- Louisville Slugger / NFCA Pitcher of the Week Selections - 1
- Wilson / NFCA Pitcher of the Week Selections - 1
- Sun Belt Conference Pitcher of the Week Selections - 29
- Sun Belt Conference Player of the Week Selections - 21
- Players drafted professionally - 6
 National Pro FastPitch (NPF) - 4
 American Softball Association (ASBA) - 2

CLARK'S RECORD BREAKDOWN

Overall for Career.....	655-368-2
Overall at South Alabama.....	499-335-1
Home Games.....	227-112
Road Games.....	149-152-1
Neutral Games.....	122-70
Vs. USAToday/NFCA Ranked Teams.....	25-91
Vs. ESPN.com/USA Softball Ranked Teams.....	21-69
Vs. Softball America Ranked Teams.....	5-23
Vs. DII Softball Ranked Teams.....	5-17
As a ranked team.....	113-34
Vs. Non-Conference Foes (Regular Season).....	276-164-1
Vs. Sun Belt Teams.....	222-168
In Sun Belt Games (Regular Season).....	197-148
Sun Belt Tournament.....	25-20
NCAA Regionals.....	10-10
NCAA Super Regionals.....	0-0
NCAA College World Series.....	0-0
In February.....	144-99-1
In March.....	165-96
In April.....	134-95
In May.....	56-45
One-Run Games.....	94-111
Two-Run Games.....	83-59
Extra-Inning Games.....	34-30
Run-Rule Games.....	105-24

CLARK VS. 2023 OPPONENTS

Opponent	Games	W-L-T	Pct.	First	Last	H	A	N
Appalachian State	24	20-4	.833	2015	2022	10-2	8-2	2-0
Auburn	6	1-5	.167	2007	2015	0-2	1-3	--
Bowling Green	1	1-0	1.000	2016	2016	1-0	--	--
Chattanooga	4	2-2	.500	2011	2015	0-2	--	2-0
Coastal Carolina	18	11-7	.611	2009	2022	5-5	4-2	2-0
Furman	-- First Series Meeting --							
Georgia Southern	22	15-7	.682	2015	2022	11-1	3-6	1-0
Georgia State	23	15-8	.652	2013	2022	8-3	5-4	2-1
Indiana	1	0-1	.000	2023	2023	0-0	0-0	0-1
Iona	-- First Series Meeting --							
Iowa	1	1-0	1.000	2020	2020	--	--	1-0
Lehigh	1	1-0	1.000	2014	2014	--	--	1-0
Louisiana	53	11-42	.208	2007	2022	6-17	2-21	3-4
Louisiana Tech	4	3-1	.750	2008	2019	--	1-0	2-1
Louisville	2	0-2	.000	2018	2023	--	--	0-2
McNeese State	11	8-4	.667	2010	2023	4-1	2-3	2-0
Mississippi State	11	6-5	.646	2009	2022	2-2	4-3S	--
Mississippi Valley State	5	5-0	1.000	2007	2023	4-0	--	1-0
Missouri State	3	1-2	.333	2019	2023	1-1	--	0-1
Nicholls	22	16-6	.727	2007	2022	10-2	5-3	1-1
Northwestern	2	0-2	.000	2014	2023	--	--	0-2
Princeton	-- First Series Meeting --							
Rutgers	2	2-0	1.000	2023	2023	2-0	0-0	0-0
Southern Miss	23	16-6-1	.711	2007	2021	9-2	6-4-1	1-0
St. John's	2	2-0	1.000	2010	2010	--	--	2-0
Tennessee	3	0-3	.000	2018	2022	--	0-2	--
Tennessee Tech	2	2-0	1.000	2015	2017	1-0	--	1-0
Texas State	25	8-17	.320	2014	2022	2-8	4-8	1-1
Troy	46	28-18	.609	2007	2022	14-7	14-10	0-1
Tulsa	2	0-2	.000	2008	2019	0-1	--	0-1
ULM	49	40-9	.816	2007	2022	14-4	21-5	5-0



CLARK'S YEAR-BY-YEAR

Season	School	Conference Champs	Record	Conference Record	Postseason
2003	Mobile	Regular Season	56-7-1		NAIA Tournament*
2004	Mobile	Regular Season	49-13		NAIA Tournament
2005	Mobile	Regular Season	51-13		NAIA Tournament
2006	South Alabama	Started Program - No Competitive Season			
2007	South Alabama		36-23	12-11	
2008	South Alabama		22-31	6-18	
2009	South Alabama		27-28-1	9-12	
2010	South Alabama		21-24	8-10	
2011	South Alabama		37-17	14-10	
2012	South Alabama	Tournament	41-17	17-7	NCAA Regional
2013	South Alabama	Tournament	48-9	17-3	NCAA Regional
2014	South Alabama		42-14	15-6	NCAA Regional
2015	South Alabama	Tournament	40-13	16-4	NCAA Regional
2016	South Alabama		33-18	17-6	
2017	South Alabama		35-20	15-12	
2018	South Alabama		29-27	13-13	
2019	South Alabama		18-31	7-20	
2020	South Alabama		8-17	2-1	
2021	South Alabama		31-21	13-9	NCAA Regional
2022	South Alabama		25-21	16-6	
2023	South Alabama		6-4	--	
			655-368-2	197-148	

* - National Runner Up

JAGUAR FIELD

Jaguar Field has been home to the South Alabama softball program since its inception in the spring of 2007. South Alabama won its first-ever game on its home field, defeating Grambling State 13-1 in five innings on February 24, 2007.

The field dimensions of the facility are 200 in both corners and 220 in center field. The facility was expanded to a permanant seating capacity of 1,050 at the beginning of the 2015 campaign. The renovation also saw the construction of a brand new press box that houses two radio booths, a television broadcast booth and a press row/game operations area, as well as the renovation of both the first and third base dugouts.

With its renovation following the 2014 season, the site also now includes one of the top covered hitting facilities in the Southeast that has three pitching rubbers, three cage areas, four tee stations and a video analysis room, along with a pair of storage areas.

There are also two wooden deck areas out behind the left field and left center field walls for general admission seating.

South Alabama has hosted the Sun Belt Conference Championships on three different occasions (2022, 2016 and 2010). Jaguar Field also served as one of the 16 regional sites during the 2013 NCAA tournament where USA was the No. 14 national seed and hosted Florida State, Mississippi State and Mississippi Valley State.

South Alabama has welcomed several Top 25 programs to Jaguar Field and captured the program's first win over a ranked team back on April 15, 2007 when the Jags defeated No. 19 Louisiana 8-0 in five innings.

USA recorded five wins over Top 25 opponents during the 2013 season - No. 22/25 Louisiana (2), No. 12/13 LSU and Florida State both during the regular season and in the NCAA Regional.

The largest crowd to ever attend a game at Jaguar Field came on February 8, 2009 when the Jaguars hosed third-ranked Alabama before an announced crowd of 1,463.

JAGUAR FIELD – SOUTH ALABAMA TEAM RECORDS

HITTING	PITCHING
Most At-Bats - 40 vs. Troy, 5/4/08	Most Strikeouts [7 inn. gm] - 17 vs. Troy, 5/7/16
Most Runs - 18 vs. Evansville, 2/19/11	Most Strikeouts - 20 vs. Middle Tennessee, 3/27/10 [10 inn.]
Most Hits - 20 vs. Alabama A&M, 4/17/07	MISCELLANEA
Most Doubles - 6 vs. Georgia State - Gm 2, 3/24/18	Biggest Deficit Overcome - 6 runs vs. ULM, 4/10/10
Most Triples - 3 vs. Nicholls State, 3/6/13	Most Runs Scored in an Inning - 14 vs. Evansville (4 inn.), 2/19/11
Most Home Runs - 4 (2 times) vs. UTA, 4/3/15 vs. Louisiana, 4/14/22	Most Runners Left On Base - 14 (3 times) vs. Southern Mississippi, 3/26/07 vs. Memphis, 2/7/09 vs. Oklahoma State, 2/13/15
Most RBI - 16 (4 times) vs. Alabama A&M, 4/17/07 vs. Evansville, 2/19/11 vs. Western Kentucky, 3/19/11 vs. Southeastern Louisiana, 3/7/12	
Most Stolen Bases - 8 vs. Mississippi Valley State, 2/17/23	

YEAR-BY-YEAR ATTENDANCE

SEASON	G	ATTENDANCE	AVG	OVERALL	PCT.	SBC	PCT.
2007	20	4,079	203	13-7	.650	4-7	.364
2008	19	3,615	190	11-8	.579	5-7	.417
2009	23	4,898	222	11-12	.478	3-7	.300
2010	21	3,699	176	11-10	.524	6-5	.546
2011	21	4,068	193	13-8	.619	7-5	.583
2012	20	6,956	347	16-4	.800	10-1	.909
2013	25	15,027	601	20-5	.800	8-3	.727
2014	18	11,872	659	16-2	.888	9-2	.818
2015	22	10,277	467	17-5	.773	7-2	.778
2016	27	11,352	493	19-8	.704	12-0	1.000
2017	27	15,901	589	20-7	.741	6-7	.462
2018	19	10,666	561	14-5	.737	11-3	.786
2019	24	11,744	489	11-13	.458	3-10	.231
2020	12	4,581	382	6-6	.500	2-1	.667
2021	20	3,800	200	15-5	.750	7-2	.778
2022	16	5,716	357	10-6	.625	8-4	.667
2023	5	--	--	4-1	.500	--	--
16 Seasons	339	129,832	383	227-112	.670	107-64	.626

TOP 20 JAGUAR FIELD CROWDS

	ATTENDANCE	OPPONENT	DATE	RESULT	SCORE
1.	1,463	No. 3 Alabama	2/8/09	L	1-7
2.	1,379 †	No. 19 Florida State / Mississippi State	5/18/12	L / W	1-2 / 3-0
3.	1,157 †	Mississippi Valley State	5/17/13	W	10-0 (6)
4.	1,152	No. Alabama	2/8/18	L	0-1
5.	1,088	No. 3 Alabama	2/5/15	L	1-2
6.	1,076 †	No. 19 Florida State (2 gms)	5/19/13	W / L	3-0 / 6-7 (8)
7.	1,019	Mississippi / Lamar	2/16/13	W / W	4-2 / 8-0
8.	931	Troy (DH)	5/3/14	L / W	0-1 / 3-2
9.	929	No. 7 Florida State	2/21/18	W / L	3-1 / 1-14 (5)
10.	900	No. 3 Alabama	2/11/12	L	1-12 (5)
11.	892	No. 12 LSU	3/27/13	W	12-5
12.	892	No. 25 Florida State	4/10/13	W	4-0
13.	864	Austin Peay	2/9/14	W	12-0 (5)
14.	847	Mississippi State	2/19/16	L	2-4 (8)
15.	828	Mississippi State	4/9/14	W	3-2
16.	819	McNeese State / Syracuse	2/8/14	W / W	4-1 / 8-0 (5)
17.	818	Houston Baptist / Jacksonville St.	2/11/17	W / W	6-1 / 1-0
18.	781 %	Texas State / ULM	5/12/16	L / W	0-5 / 5-3
19.	715	Central Arkansas	2/10/17	W	2-0
20.	712	UTA (DH)	3/22/14	W / W	9-0 (5) / 8-0 (5)

% - Session of 2016 Sun Belt Conference Championships
† - Session of 2013 NCAA Regional

JAGUAR FIELD – SOUTH ALABAMA INDIVIDUAL RECORDS

HITTING	
Most Runs - 4 (3 times) Christin Crocker, vs. Evansville, 2/19/11 Haley Hopkins, vs. Evansville, 2/19/11 Jenny Stevens, vs. Western Kentucky, 3/19/11	
Most Hits - 5 (2 times) Evelyne Pare, vs. ULM, 4/5/08 Emily Messer, vs. Southern Mississippi, 2/21/16	
Most HRs - 2 (4 times) Brittany Fowler, vs. Southeastern Louisiana, 3/7/12 Brittany Fowler, vs. Louisiana, 3/16/13 Kaitlyn Griffith, vs. Ball State, 2/21/15 Katelyn Gruich, vs. Southern, 4/11/18 Gabby Stagner, vs. Louisiana, 4/14/22	
Most RBI - 6 (4 times) Britany Campbell, vs. Southeastern Louisiana, 3/7/12 Kaitlyn Griffith, vs. Ball State, 2/21/15 Kamdyn Kvistad, vs. Georgia State - Gm 2, 3/24/18 Dayla Gulleddge, vs. Stephen F. Austin, 2/22/19	
Most Total Bases - 10 (3 times) Brittany Fowler, vs. Louisiana, 3/16/13 Kaitlyn Griffith, vs. Ball State, 2/21/15 Katelyn Gruich, vs. Southern, 4/11/18	
Most SB - 4 Evelyne Pare, vs. Northwestern State, 3/25/08	
PITCHING	
Most Strikeouts [7 inn. gm] - 18 Devin Brown, vs. Troy, 5/7/16	
Most Strikeouts - 20 Beth Pilgrim, vs. Middle Tennessee, 3/27/10 [10 inn.]	
Perfect Games - 3 Hannah Campbell Hannah Campbell Devin Brown	vs. Mississippi Valley State, 5/17/13 vs. Nicholls State, 3/12/14 vs. ULM, 3/20/16
No-Hitters - 9 Beth Pilgrim Farish Beard Hannah Campbell Farish Beard Devin Brown Devin Brown Devin Brown Olivia Lackie Olivia Lackie and Madison Dagle Olivia Lackie	vs. Saint Louis, 3/12/09 vs. Troy, 4/24/13 vs. Mississippi Valley State, 5/17/13 vs. Georgia Southern, 4/11/15 vs. ULM, 3/20/16 vs. Kennesaw State, 4/30/16 vs. Tennessee Tech, 2/24/17 vs. Appalachian State, 3/14/21 vs. Mississippi Valley State, 2/17/23 vs. Missouri State, 2/18/23

2023 SOUTH ALABAMA ROSTER

NUMERICAL

No.	Name	HT	CL	POS.	B/T	HOMETOWN (HIGH SCHOOL / LAST SCHOOL)
0	Meredith Keel	5-4	Gr.	INF	L/R	Ashville, Ohio (Teays Valley High School / Wright State University)
2	Erin McGlothlin	5-6	R-Fr.	OF	L/R	Homestead, Fla. (Keys Gate Charter School)
3	Emma Kropp	5-9	Sr.	C	R/R	Fairhope, Ala. (Fairhope High School)
4	Brooklynn Bockhaus	5-4	Fr.	OF/UTL	R/R	Haughton, La. (Haughton High School)
6	Abby Allen	5-4	Jr.	UTL	R/R	Monroe, La. (Ouachita High School)
8	Rachel Everett	5-8	R-Fr.	P	L/L	Hartland, Mich. (Hartland High School)
9	Stephanie Gonzalez	5-5	So.	UTL	R/R	Pembroke, Fla. (Pembroke Pines Charter School)
11	Marley Sims	5-6	Jr.	INF	R/R	Gulfport, Miss. (West Harrison High School / Chipola College)
12	Victoria Ortiz	5-6	R-Sr.	OF	L/L	Mobile, Ala. (Baker High School)
13	Gabby Stagner	5-8	So.	INF	R/R	Mobile, Ala. (Faith Academy)
14	Bailey Welch	5-6	Jr.	OF	L/R	Hueytown, Ala. (Bessemer Academy)
18	Mackenzie Brasher	5-6	Sr	OF	L/R	Orange Beach, Ala. (Gulf Shores High School)
19	Sasha Willems	5-4	Jr.	C	R/R	Sydney, New South Wales, Australia (Woolooware High School / Howard College)
21	Hannah Ogea	5-7	R-So.	UTL	R/R	Baton Rouge, La. (University Lab High School)
22	Madison Lagle	5-11	Fr.	P	L/R	Glen St. Mary, Fla. (Baker County High School)
24	Shelby Garrett	5-6	R-Fr.	INF	R/R	Frostproof, Fla. (Frostproof Middle Senior High School)
27	Odalys Cordova	5-4	R-Jr.	INF	R/R	Orlando, Fla. (Timber Creek High School / Univ. of Florida / College of Central Florida)
28	Kaitlyn Hughes	5-8	Jr.	P	L/L	Trussville, Ala. (Hewitt-Trussville High School)
35	Jenna Hardy	6-2	Sr.	P	R/R	Whitehouse, Ohio (Anthony Wayne High School)
44	Marlayna Capaldi	5-5	Fr.	INF	R/R	Wilmington, Del. (Charter School of Wilmington)
66	Sophia Mendoza	5-7	Fr.	C/INF	R/R	Lehigh Acres, Fla. (Riverdale High School)
99	Olivia Lackie	6-0	Jr.	P	R/R	Walker, La. (Holden High School)

ALPHABETICAL

No.	Name
6	Abby Allen
4	Brooklynn Bockhaus
18	Mackenzie Brasher
44	Marlayna Capaldi
27	Odalys Cordova
8	Rachel Everett
24	Shelby Garrett
9	Stephanie Gonzalez
35	Jenna Hardy
28	Kaitlyn Hughes
0	Meredith Keel
3	Emma Kropp
99	Olivia Lackie
22	Madison Lagle
2	Erin McGlothlin
66	Sophia Mendoza
21	Hannah Ogea
12	Victoria Ortiz
11	Marley Sims
13	Gabby Stagner
14	Bailey Welch
19	Sasha Willems

COACHING STAFF

Head Coach: Becky Clark (Mobile, 1995 - 17th Season)
Associate Head Coach: Kristina McCain (Auburn, 2011 - 14th Season)
Assistant Coaches: Hannah Campbell (South Alabama, 2014 - Eighth Season)
Volunteer Assistant Coach: Jayden Mount (ULM, 2020 - First Season)
Director of Student-Athlete Development: Terri McCormick (Mobile, 1997 - Second Season)
Director of Softball Operations: Meredith Tanner Frisbey (Mobile, 2005 - 16th Season)
Strength & Conditioning Coach: Katie Crawley (Arizona State, 2020 - First season)
Student Manager(s): Kathryn Barringer, Alyssa Osborne, Lindsey White

ROSTER BREAKDOWN

BY CLASS

SENIORS | 5

Mackenzie Brasher, Meredith Keel, Jenna Hardy, Emma Kropp, Victoria Ortiz (RS)

JUNIORS | 7

Abby Allen, Odalys Cordova, Kaitlyn Hughes, Olivia Lackie, Marley Sims, Bailey Welch, Sasha Willems

SOPHOMORES | 3

Stephanie Gonzalez, Hannah Ogea (RS), Gabby Stagner

FRESHMEN | 7

Brooklynn Bockhaus, Marlayna Capaldi, Shelby Garrett (RS), Rachel Everett (RS), Madison Lagle, Erin McGlothlin (RS), Sophia Mendoza

NEWCOMERS | 10

Brooklynn Bockhaus, Marlayna Capaldi, Odalys Cordova (RS), Shelby Garrett (RS), Rachel Everett (RS), Madison Lagle, Erin McGlothlin (RS), Sophia Mendoza, Marley Sims, Sasha Willems

RETURNERS | 12

Abby Allen, Mackenzie Brasher, Stephanie Gonzalez, Jenna Hardy, Kaitlyn Hughes, Meredith Keel, Emma Kropp, Olivia Lackie, Hannah Ogea, Victoria Ortiz, Gabby Stagner, Bailey Welch

BY STATE / COUNTRY

ALABAMA | 6

Mackenzie Brasher (Orange Beach), Kaitlyn Hughes (Trussville), Emma Kropp (Fairhope), Victoria Ortiz (Mobile), Gabby Stagner (Mobile), Bailey Welch (Hueytown)

AUSTRALIA | 1

Sasha Willems (Sydney, New South Wales)

DELEWARE | 1

Marlayna Capaldi (Wilmington)

FLORIDA | 6

Odalys Cordova (Orlando), Shelby Garrett (Frostproof), Stephanie Gonzalez (Pembroke), Madison Lagle (Glen St. Mary), Erin McGlothlin (Homestead), Sophia Mendoza (Lehigh Acres)

LOUISIANA | 4

Abby Allen (Monroe), Brooklynn Bockhaus (Haughton), Olivia Lackie (Walker), Hannah Ogea (Baton Rouge)

MICHIGAN | 1

Rachel Everett (Hartland)

MISSISSIPPI | 1

Marley Sims (Biloxi)

OHIO | 2























Jenna Hardy (Whitehouse), Meredith Keel (Ashville)

PRONUNCIATION GUIDE

Brooklynn Bockhaus	Bock-house
Marlayna Capaldi	Mar-LAY-na KUH-PAL-DEE
Odalys Cordova	OH-Dall-as
Madison Lagle	Lay-gull
Erin McGlothlin	Mc-gloth-LIN
Hannah Ogea	OH-jay
Gabby Stagner	Stag-NER
Sasha Willem	Sah-shuh Vill-Uhm



2023 SOUTH ALABAMA TELEVISION CHART

 0 Meredith KEEL GRADUATE INF 5-4 L-R Ashville, Ohio Wright State University	 2 Erin McGLOTHLIN FRESHMAN (RS) OF 5-6 L-R Homestead, Fla. Keys Gate Charter School	 3 Emma KROPP SENIOR C 5-9 R-R Fairhope, Ala. Fairhope High School	 4 Brooklynn BOCKHAUS FRESHMAN OF 5-4 ??R-R Haughton, La. Haughton High School	 6 Abby ALLEN JUNIOR UTL 5-4 R-R Monroe, La. Dauchita High School	 8 Rachel EVERETT FRESHMAN (RS) P 5-8 L-L Hartland, Mich. Hartland High School
 9 Stephanie GONZALEZ SOPHOMORE UTL 5-5 R-R Pembroke, Fla. Pembroke Pines Charter School	 11 Marley SIMS JUNIOR INF 5-5 L-R Biloxi, Miss. Chipola College	 12 Victoria ORTIZ SENIOR (RS) OF 5-6 L-L Mobile, Ala. Baker High School	 13 Gabby STAGNER SOPHOMORE INF 5-8 R-R Mobile, Ala. Faith Academy	 14 Bailey WELCH JUNIOR OF 5-6 L-R Hueytown, Ala. Bessemer Academy	 18 Mackenzie BRASHER SENIOR OF 5-6 L-R Orange Beach, Ala. Gulf Shores High School
 19 Sasha WILLEMS JUNIOR C 5-4 R-R Sydney, NSW, Australia Howard College	 21 Hannah OGEA SOPHOMORE (RS) UTL 5-7 R-R Baton Rouge, La. University Lab High School	 22 Madison LAGLE Freshman P 5-11 L-R Glen St. Mary, Fla. Baker County High School	 24 Shelby GARRETT FRESHMAN (RS) INF 5-6 R-R Frostproof, Fla. Frostproof High School	 27 Odalys CORDOVA JUNIOR (RS) INF 5-4 R-R Orlando, Fla. College of Central Florida	
 28 Kaitlyn HUGHES JUNIOR P 5-8 L-L Trussville, Ala. Hewitt-Trussville High School	 35 Jenna HARDY SENIOR P 6-2 R-R Whitehouse, Ohio Anthony Wayne High School	 44 Marlayna CAPALDI Freshman INF 5-5 R-R Wilmington, Del. Charter School of Wilmington	 66 Sophia MENDOZA FRESHMAN C/INF 5-7 R-R Lehigh Acres, Fla. Riverdale High School	 99 Olivia LACKIE JUNIOR P 6-0 R-R Walker, La. Holden High School	



SOUTH ALABAMA
TM



SUN BELT CONFERENCE

SBC WEEKLY AWARDS

PLAYER OF THE WEEK

WK 1 - Feb. 14 - Sara Vanderford, Texas State
WK 2 - Feb. 21 - Lourdes Bacon, ULM
WK 3 - Feb. 28 -
WK 4 - March 7 -
WK 5 - March 14 -
WK 6 - March 21 -
WK 7 - March 28 -
WK 8 - April 4 -
WK 9 - April 11 -
WK 10 - April 18 -
WK 11 - April 25 -
WK 12 - May 2 -
WK 13 - May 8 -

PITCHER OF THE WEEK

WK 1 - Feb. 14 - Sam Landry, Louisiana
WK 2 - Feb. 21 - OLIVIA LACKIE, SOUTH ALABAMA
WK 3 - Feb. 28 -
WK 4 - March 7 -
WK 5 - March 14 -
WK 6 - March 21 -
WK 7 - March 28 -
WK 8 - April 4 -
WK 9 - April 11 -
WK 10 - April 18 -
WK 11 - April 25 -
WK 12 - May 2 -
WK 13 - May 8 -



SUN BELT CONFERENCE STANDINGS

	Sun Belt	Pct.	Overall	Pct.	Strk
Southern Miss	0-0	.000	9-1	.900	W3
Coastal Carolina	0-0	.000	8-1	.889	L1
Marshall	0-0	.000	6-2	.750	W1
Troy	0-0	.000	6-3	.667	L1
James Madison	0-0	.000	4-2	.667	W4
SOUTH ALABAMA	0-0	.000	6-4	.600	W5
Texas State	0-0	.000	6-4	.600	L1
ULM	0-0	.000	7-5	.583	L2
Georgia Southern	0-0	.000	5-4	.556	W5
Louisiana	0-0	.000	6-5	.545	W1
App State	0-0	.000	3-3	.500	L1
Georgia State	0-0	.000	4-7	.364	W1

- As of games through 2/21/23

AROUND THE LEAGUE THIS WEEK

TUESDAY (FEBRUARY 21)

South Alabama 3, at McNeese State O (Lake Charles, La.)
Southern Miss at Miss. Valley State (Cancelled) (Itta Bena, Miss.)
Louisiana 8, at UCF O (5 inn.) (Orlando, Fla.)

WEDNESDAY (FEBRUARY 22)

Troy at Mercer (Macon, Ga.) 4 pm
South Carolina at Georgia Southern (Statesboro, Ga.) 5 pm
LSU at ULM (Monroe, La.) 6 pm

THURSDAY (FEBRUARY 23)

UTSA at Texas State (San Marcos, Texas) 2 pm
California Baptist at Georgia State (Decatur, Ga.) 4 pm
UTA at Texas State (San Marcos, Texas) 4:30 pm
Tulsa at South Alabama (Mobile, Ala.) 5 pm

FRIDAY (FEBRUARY 24)

ULM vs. Cleveland State (Birmingham, Ala.) 9 am
Troy vs. Florida Gulf Coast (Tallahassee, Fla.) 9 am
James Madison vs. Penn (Raleigh, N.C.) 9 am
Marshall vs. Northern Illinois (Lynchburg, Va.) 9 am
Troy vs. Lamar (Tallahassee, Fla.) 11:15 am
ULM vs. Butler (Birmingham, Ala.) 11:35 am
James Madison vs. East Tenn. St. (Raleigh, N.C.) 11:30 am
North Carolina A&T at Georgia State (Statesboro, Ga.) 12:30 pm
Marshall vs. Morgan State (Lynchburg, Va.) 1 pm
App State vs. Georgetown (Wilmington, N.C.) 1 pm
UAlbany at Coastal Carolina (Conway, S.C.) 1:30 pm
Northern Iowa at Georgia State (Decatur, Ga.) 2 pm
Yale at Southern Miss (Hattiesburg, Miss.) 2 pm
Furman at South Alabama (Mobile, Ala.) 3 pm
Middle Tennessee at Georgia Southern (Statesboro, Ga.) 3 pm
Saint Joseph's at Coastal Carolina (Conway, S.C.) 4 pm
Kansas at Texas State (San Marcos, Texas) 4 pm
Tennessee State at Georgia State (Decatur, Ga.) 4:30 pm
Mississippi State at South Alabama (Mobile, Ala.) 5:30 pm
Colorado State at Texas State (San Marcos, Texas) 6:30 pm

SATURDAY (FEBRUARY 18)

Troy vs. Florida Gulf Coast (Tallahassee, Fla.) 9 am
App State vs. Georgetown (Wilmington, N.C.) 9 am
James Madison vs. Penn (Raleigh, N.C.) 9 am
ULM at UAB (Birmingham, Ala.) 10 am
Yale at Southern Miss (Hattiesburg, Miss.) 11 am
Louisiana vs. Texas A&M-Corpus Christi (Baton Rouge, La.) 12 pm
Middle Tennessee at Georgia Southern (Statesboro, Ga.) 12:30 pm

Marshall vs. Princeton (Lynchburg, Va.) 1 pm
UAPB at Southern Miss (Hattiesburg, Miss.) 1:30 pm
James Madison at NC State (Raleigh, N.C.) 2 pm
App State at UNC-Wilmington (Wilmington, N.C.) 2 pm
Western Carolina at Georgia State (Decatur, Ga.) 2 pm
Mount St. Mary's (Md.) at Coastal Carolina (Conway, S.C.) 2:30 pm
Louisiana at LSU (Baton Rouge, La.) 2:30 pm
ULM vs. Cleveland State (Birmingham, Ala.) 2:30 pm
North Carolina A&T at Georgia Southern (Statesboro, Ga.) 3 pm
Troy at Florida State (Tallahassee, Fla.) 3:45 pm
Northern Iowa at Georgia State (Decatur, Ga.) 4:30 pm
UAlbany at Coastal Carolina (Conway, S.C.) 5 pm
Marshall vs. Liberty (Lynchburg, Va.) 5 pm
Tulsa at South Alabama (Mobile, Ala.) 5:30 pm
UTA at Texas State (San Marcos, Texas) 6 pm

SUNDAY (FEBRUARY 19)

Troy vs. Lamar (Tallahassee, Fla.) 8 am
App State vs. Eastern Kentucky (Wilmington, N.C.) 8 am
Marshall vs. Elon (Lynchburg, Va.) 10 am
North Carolina A&T at Georgia Southern (Statesboro, Ga.) 10 am
Saint Joseph's at Coastal Carolina (Conway, S.C.) 10:30 am
Tennessee State at Georgia State (Decatur, Ga.) 11:30 am
James Madison at NC State (Raleigh, N.C.) 11:30 am
Texas A&M-Corpus Christi at Louisiana (Lafayette, La.) 12 pm
App State at UNC-Wilmington (Wilmington, N.C.) 12 pm
ULM at UAB (Birmingham, Ala.) 12:30 pm
Colorado State at Texas State (San Marcos, Texas) 12:30 pm
Mount St. Mary's (Md.) at Coastal Carolina (Conway, S.C.) 1 pm
Louisiana Tech at South Alabama 1:30 pm
LSU at Louisiana (Lafayette, La.) 2:30 pm
Nicholls at Southern Miss (Hattiesburg, Miss.) 5 pm

SBC PRESEASON AWARDS & POLLS

Preseason Coaches' Poll

First-place votes in parentheses

Louisiana (12) - 144

Texas State - 130

SOUTH ALABAMA - 118

Troy - 99

James Madison - 93

Marshall - 80

Southern Miss - 68

App State - 63

ULM - 44

Coastal Carolina - 43

Georgia State - 27

Georgia Southern - 27

Preseason All-Sun Belt Team

P - Jessica Mullins, Texas State

P - OLIVIA LACKIE, SOUTH ALABAMA

C - Sophie Piskos, Louisiana

1B - Hannah Shifflett, James Madison

1B - Stormy Kotzelnick, Louisiana

2B - Kelly Horne, Troy

SS - Alexa Langeliers, Louisiana

3B - Jourdyn Campbell, Louisiana

3B - Sara Vanderford, Texas State

DP - Karly Heath, Louisiana

DP - Iyanla De Jesus, Coastal Carolina

OF - Ciara Trahan, Texas State

OF - Maddie Hayden, Louisiana

OF - MACKENZIE BRASHER, SOUTH ALABAMA

OF - Katy Houston, App State

Preseason Player of the Year

Kelly Horne, Troy

Preseason Pitcher of the Year

Jessica Mullins, Texas State

NATIONAL POLLS - WEEK 2

SOUTH ALABAMA IN THE POLLS

	NFCA	USA	SBA	DISB	RPI	Record
Preseason	--	--	--	--	--	--
Week 1	--	--	--	--	--	1-3
Week 2	--	--	--	--	--	5-4
Week 3						
Week 4						
Week 5						
Week 6						
Week 7						
Week 8						
Week 9						
Week 10						
Week 11						
Week 12						
Week 13						
Week 14						
Final						

USA TODAY / NFCA Coaches

Rk.	Team	Record	Points	LW
1	UCLA (29)	797	12-0	2
2	Oklahoma (3)	759	8-1	1
3	Florida	732	10-0	3
4	Oklahoma State	697	8-1	5
5	Clemson	649	10-0	7
6	Florida State	606	9-3	6
7	Arkansas	598	8-2	4
8	Washington	526	9-1	12
9	Texas	492	8-1-1	9
10	Virginia Tech	458	7-3	8
11	Alabama	453	6-2	15
12	Tennessee	451	6-1	11
13	Arizona	393	7-3	10
14	Duke	385	7-3	16
15	LSU	349	10-0	18
16	Stanford	337	8-2	19
17	Georgia	284	7-3	13
18	Kentucky	275	6-1-1	17
19	Northwestern	255	4-4	14
20	Auburn	202	9-1	21
21	Maryland	149	8-1	23
22	Oregon	116	8-2	24
23	UCF	113	5-5	20
24	Missouri	97	9-2	RV
25	Baylor	90	8-1	RV

Others receiving votes: Arizona State (82), Michigan (14), San Diego State (10), North Texas (9), Texas A&M (7), **Louisiana (6)**, Wichita State (4), Cal State Fullerton (2), BYU (1), Charlotte (1), **Mississippi State (1)**.

2023 South Alabama opponent in **BOLD**

*Records reflect play through February 20, 2023.

ESPN.com / USA Softball

Rk.	Team	Record	Points	LW
1	UCLA (25)	12-0	625	2
2	Oklahoma	8-1	594	1
3	Florida	10-0	557	3
4	Oklahoma State	8-1	546	5
5	Clemson	10-0	527	6
6	Florida State	9-3	474	7
7	Alabama	6-2	451	12
8	Arkansas	8-2	427	4
9	Tennessee	6-1	387	8
10	Washington	9-1	385	14
11	Stanford	8-2	344	17
12	Virginia Tech	7-3	333	9
13	Texas	8-1-1	322	13
14	LSU	10-0	294	18
15	Duke	7-3	288	19
16	Georgia	7-3	259	10
17	Northwestern	4-4	218	11
18	Kentucky	6-1-1	214	16
19	Arizona	7-3	204	15
20	Auburn	9-1	145	21
21	Missouri	9-2	105	23
22	Baylor	8-1	80	RV
23	Maryland	8-1	73	25
24	Oregon	8-2	64	24
25	UCF	5-5	63	20

Others receiving votes: Texas A&M (54), **Louisiana (33)**, Arizona State (19), BYU (17), San Diego State (7), **Mississippi State (6)**, Cal State Fullerton (4), **Louisville (3)**, North Texas (2), Charlotte (2), California (1).

2023 South Alabama opponent in **BOLD**

*Records reflect play through February 20, 2023.

SOFTBALL AMERICA

Rk.	Team	Record	LW
1	UCLA	12-0	2
2	Oklahoma	8-1	1
3	Oklahoma State	8-1	3
4	Clemson	10-0	7
5	Florida	10-0	3
6	Alabama	6-2	15
7	Florida State	9-3	6
8	Washington	9-2	11
9	Duke	7-3	17
10	Arkansas	8-2	4
11	Stanford	8-2	19
12	Tennessee	6-1	10
13	Georgia	7-3	9
14	Kentucky	6-1-1	12
15	Arizona	7-3	13
16	Virginia Tech	7-3	8
17	LSU	10-0	22
18	Texas	8-1-1	16
19	Texas A&M	9-2	24
20	Maryland	8-1	23
21	Auburn	9-1	21
22	Baylor	8-1	NR
23	Missouri	9-2	25
24	UCF	5-5	18
25	Northwestern	4-4	14

2023 South Alabama opponent in **BOLD**

*Records reflect play through February 20, 2023.

DI SOFTBALL

Rk.	Team	Record	Record LW	LW
1	UCLA	12-0	6-0	2
2	Oklahoma	8-1	3-1	1
3	Oklahoma State	8-1	5-0	5
4	Florida	10-0	7-0	3
5	Clemson	10-0	5-0	6
6	Alabama	6-2	4-1	12
7	Florida State	9-3	5-2	7
8	Stanford	8-2	5-0	14
9	Washington	9-1	5-0	10
10	Arkansas	8-2	3-2	4
11	Tennessee	6-1	3-1	9
12	LSU	10-0	5-0	17
13	Duke	7-3	4-1	20
14	Georgia	7-3	2-3	8
15	Virginia Tech	7-3	2-3	11
16	Kentucky	6-1-1	4-1	15
17	Texas	8-1-1	6-0	16
18	Auburn	9-1	5-0	23
19	Texas A&M	9-2	3-2	25
20	Arizona	7-3	2-3	18
21	Maryland	8-1	4-0	24
22	Northwestern	4-4	2-2	13
23	Baylor	8-1	4-0	NR
24	UCF	5-5	2-4	19
25	Missouri	9-2	6-0	NR

2023 South Alabama opponent in **BOLD**

*Records reflect play through February 20, 2023.

VS. RANKED OPPONENTS

2023 RECORD

	NFCA	USA	SBA	DISB
No. 1				
No. 2				
No. 3				
No. 4				
No. 5				
No. 6			0-1	
No. 7				0-1
No. 8	0-1	0-1		
No. 9				
No. 10				
No. 11				
No. 12				
No. 13				
No. 14				
No. 15				
No. 16				
No. 17				
No. 18				
No. 19				
No. 20				
No. 21				
No. 22				
No. 23				
No. 24				
No. 25				
TOTAL				

SOUTH ALABAMA IN THE POLLS

NFCA / USA Today

Highest: 12th | 3/25/14
In Top 5 / Last: - / -
In Top 10 / Last: - / -
In Top 15 / Last: 8 / 4/8/14
In Top 25 / Last: 40 / 2/15/16
Total Weeks Ranked: 40
Weeks Receiving Votes: 66
Last Top 25: 23rd | 2/15/16

ESPN.com / USA Softball

Highest: --
In Top 5 / Last: - / -
In Top 10 / Last: - / -
In Top 15 / Last: - / -
In Top 25 / Last: 37 / 4/28/15
Total Weeks Ranked: 37
Weeks Receiving Votes: 57
Last Top 25: 25th | 4/28/15

Softball America

Highest: --
In Top 5 / Last: - / -
In Top 10 / Last: - / -
In Top 15 / Last: - / -
In Top 25 / Last: - / -
Total Weeks Ranked: --
Weeks Receiving Votes: --
Last Top 25: --

DI Softball

Highest: --
In Top 5 / Last: - / -
In Top 10 / Last: - / -
In Top 15 / Last: - / -
In Top 25 / Last: - / -
Total Weeks Ranked: --
Weeks Receiving Votes: --
Last Top 25: --

SOUTH ALABAMA VS. RANKED OPPONENTS

2007 (1-1)

Date	Rank	Opponent	Result	Location	Rank
4.15	19	Louisiana	L, 4-5 (10)	Mobile, Ala.	--
4.15	19	Louisiana	W, 8-0 (5)	Mobile, Ala.	--

2008 (0-5)

Date	Rank	Opponent	Result	Location	Rank
2.8	4	Alabama	L, 1-8	Tuscaloosa, Ala.	--
		Hampton Inn Bash			
3.2	9	LSU	L, 0-1	Baton Rouge, La.	--
		LSU Purple and Gold Challenge			
4.12	18	Louisiana	L, 2-10 (6)	Lafayette, La.	--
4.12	18	Louisiana	L, 1-7 (6)	Lafayette, La.	--
4.13	18	Louisiana	L, 0-8(6)	Lafayette, La.	--

2009 (0-6)

Date	Rank	Opponent	Result	Location	Rank
2.8	3	Alabama	L, 1-7	Mobile, Ala.	--
		South Alabama Invitational			
2.14	1	Florida	L, 0-13 (5)	Gainesville, Fla.	--
		Florida Lipton Invitational			
2.27	8	Arizona State	L, 5-20 (5)	Tempe, Ariz.	--
		Arizona State Wilson/DeMarini Invitational			
4.10	19	Louisiana	W, 3-1	Mobile, Ala.	--
4.10	19	Louisiana	W, 3-1	Mobile, Ala.	--
4.11	19	Louisiana	L, 0-3	Mobile, Ala.	--

2010 (0-3)

Date	Rank	Opponent	Result	Location	Rank
2.16	8	Alabama	L, 3-6	Tuscaloosa, Ala.	--
2.28	6	Georgia	L, 1-4	Athens, Ga.	--
		Georgia Softball Classic			
3.5	16	LSU	L, 0-11 (5)	Baton Rouge, La.	--
		Purple & Gold Challenge			

2011 (0-6)

Date	Rank	Opponent	Result	Location	Rank
2.13	3	Alabama	L, 0-6	Birmingham, Ala.	--
		Hibbet-Easton All-Alabama Classic			
3.23	23	Auburn	L, 1-2	Mobile, Ala.	--
4.9	19	Louisiana	L, 1-5	Lafayette, La.	--
4.9	19	Louisiana	L, 2-13	Lafayette, La.	--
4.10	19	Louisiana	L, 2-10 (5)	Lafayette, La.	--
5.13	25	Louisiana	L, 0-10 (5)	Lafayette, La.	--
		Sun Belt Conference Championships			

2012 (2-6)

Date	Rank	Opponent	Result	Location	Rank
2.11	3/2	Alabama	L, 1-12 (5)	Mobile, Ala.	+/+
		Mardi Gras Invitational			
4.6	8/7	Louisiana	L, 0-1 (10)	Lafayette, La.	+/+
4.6	8/7	Louisiana	L, 0-2	Lafayette, La.	+/+
4.7	8/7	Louisiana	L, 0-3	Lafayette, La.	+/+
4.12	21/22	Florida State	W, 3-1	Tallahassee, Fla.	+/+
5.12	6/10	Louisiana	W, 3-1	Boca Raton, Fla.	+/+
		Sun Belt Conference Championships			
5.19	2/3	Alabama	L, 2-5	Tuscaloosa, Ala.	+/+
		NCAA Regional			
5.20	2/3	Alabama	L, 0-6	Tuscaloosa, Ala.	+/+
		NCAA Regional			

2013 (6-5)

Date	Rank	Opponent	Result	Location	Rank
2.28	1/2	Alabama	L, 0-4	Tuscaloosa, Ala.	RW/RV
3.9	9/12	UCLA	L, 1-2	Long Beach, Calif.	RW/RV
		Long Beach State Invitational			
3.16	22/25	Louisiana	W, 7-3	Mobile, Ala.	RW/RV
3.16	22/25	Louisiana	W, 8-4	Mobile, Ala.	RW/RV
3.17	22/25	Louisiana	L, 1-2	Mobile, Ala.	RW/RV
3.27	12/13	LSU	W, 12-5	Mobile, Ala.	25/25
4.10	25/25	Florida State	W, 4-0	Mobile, Ala.	23/23
5.9	21/RV	Louisiana	W, 1-0 (8)	Troy, Ala.	19/18
		Sun Belt Conference Championships			
5.18	19/19	Florida State	L, 1-2	Mobile, Ala.	15/15
		NCAA Regional			
5.19	19/19	Florida State	W, 3-0	Mobile, Ala.	15/15
		NCAA Regional			
5.19	19/19	Florida State	L, 6-7 (8)	Mobile, Ala.	15/15
		NCAA Regional			

2014 (6-8)

Date	Rank	Opponent	Result	Location	Rank
2.6	21/25	UAB	W, 8-0 (5)	Mobile, Ala.	22/22
		Mardi Gras Invitational			
2.15	21/21	LSU	W, 2-1	Baton Rouge, La.	18/19
		Tiger Invitational			
2.23	17/17	Georgia	W, 3-2	Orlando, Fla.	19/19
		Citrus Classic			
3.1	12/12	Baylor	L, 0-1	Gulfport, Miss.	14/16
		Gulf Coast Softball Classic			
4.2	4/4	Alabama	L, 0-3	Tuscaloosa, Ala.	14/11
4.12	18/20	Louisiana	L, 2-6	Lafayette, La.	15/16
4.12	18/20	Louisiana	W, 8-4	Lafayette, La.	15/16
4.13	18/20	Louisiana	L, 1-5	Lafayette, La.	15/16
4.23	RW/24	LSU	L, 1-6	Baton Rouge, La.	20/20
5.9	12/12	Louisiana	W, 4-2 (8)	Lafayette, La.	23/22
		Sun Belt Conference Championships			
5.10	12/12	Louisiana	L, 1-4	Lafayette, La.	23/22
		Sun Belt Conference Championships			
5.16	24/24	USC Upstate	L, 3-5 (8)	Tuscaloosa, Ala.	22/21
		NCAA Regional			
5.17	24/24	USC Upstate	W, 5-0	Tuscaloosa, Ala.	22/21
		NCAA Regional			
5.18	5/5	Alabama	L, 0-3	Tuscaloosa, Ala.	22/21
		NCAA Regional			

2015 (2-7)

Date	Rank	Opponent	Result	Location	Rank
2.5	3/4	Alabama	L, 1-2	Mobile, Ala.	25/23
3.7	7/7	Louisiana	L, 2-3	Mobile, Ala.	24/24
3.7	7/7	Louisiana	L, 3-9	Mobile, Ala.	24/24
3.8	7/7	Louisiana	W, 8-5	Mobile, Ala.	24/24
3.24	1/1	LSU	L, 0-8 (5)	Baton Rouge, La.	24/24
5.8	10/11	Louisiana	L, 3-6	San Marcos, Texas	23/RV
		Sun Belt Conference Championships			
5.9	10/11	Louisiana	W, 2-0	San Marcos, Texas	23/RV
		Sun Belt Conference Championships			
5.16	4/6	Auburn	L, 0-1	Auburn, Ala.	22/RV
		NCAA Regional			
5.16	4/6	Auburn	L, 4-7	Auburn, Ala.	22/RV
		NCAA Regional			

2016 (0-5)

Date	Rank	Opponent	Result	Location	Rank
2.24	5/5	LSU	L, 0-5	Baton Rouge, La.	RW/RV
3.5	1/1	Florida	L, 0-9	Gainesville, Fla.	+/+
		AquaFina Invitational			
3.13	5/5	Louisiana	L, 2-3	Lafayette, La.	+/+
3.13	5/5	Louisiana	L, 6-10	Lafayette, La.	+/+
4.20	4/4	Alabama	L, 2-4	Tuscaloosa, Ala.	+/+

2017 (0-7)

Date	Rank	Opponent	Result	Location	Rank
2.15	5/4	Alabama	L, 1-3	Tuscaloosa, Ala.	RV/-
3.3	13/12	James Madison	L, 0-4	Kissimmee, Fla.	RW/RV
3.25	17/20	Louisiana	L, 3-8	Mobile, Ala.	+/+
3.25	17/20	Louisiana	L, 2-4	Mobile, Ala.	+/+
3.26	17/20	Louisiana	L, 4-9	Mobile, Ala.	+/+
4.25	17/18	LSU	L, 0-6	Baton Rouge, La.	+/+
5.11	14/15	Louisiana	L, 0-6	Troy, Ala.	+/+
		Sun Belt Conference Championships			

2018 (1-13)

Date	Rank	Opponent	Result	Location	Rank
2.8	11/10	Alabama	L, 0-1	Mobile, Ala.	+/+
2.21	9/7	Florida State	W, 3-1	Mobile, Ala.	+/+
2.21	9/7	Florida State	L, 1-14 (5)	Mobile, Ala.	+/+
2.23	22/22	Minnesota	L, 3-13	Kissimmee, Fla.	+/+
2.24	24/RV	South Carolina	L, 0-1	Kissimmee, Fla.	+/+
3.3	5/5	Tennessee	L, 0-4	Knoxville, Tenn.	+/+
3.3	5/5	Tennessee	L, 0-2	Knoxville, Tenn.	+/+
3.30	21/20	Louisiana	L, 1-7	Lafayette, La.	+/+
3.30	21/20	Louisiana	L, 4-5 (8)	Lafayette, La.	+/+
3.31	21/20	Louisiana	L, 2-3	Lafayette, La.	+/+
4.7	25/RV	Texas State	L, 0-1 (13)	San Marcos, Texas	+/+
4.7	25/RV	Texas State	L, 1-4	San Marcos, Texas	+/+
4.8	25/RV	Texas State	L, 6-9	San Marcos, Texas	+/+
4.24	13/14	LSU	L, 0-4	Baton Rouge, La.	+/+

2019 (0-6)

Date	Rank	Opponent	Result	Location	Rank
2.20	1/1/1	Florida State	L, 1-4	Tallahassee, Fla.	+/+
2.22	25/24/8	Illinois	L, 2-11	Mobile, Ala.	+/+
		Mardi Gras Classic			
3.5	5/5/4	Alabama	L, 2-5	Tuscaloosa, Ala.	+/+
3.22	9/9/12	Louisiana	L, 7-11	Mobile, Ala.	+/+
3.23	9/9/12	Louisiana	L, 2-11 (5)	Mobile, Ala.	+/+
3.24	9/9/12	Louisiana	L, 0-14 (6)	Mobile, Ala.	+/+

2020 (0-3)

Date	Rank	Opponent	Result	Location	Rank
2.7	RW/RV-25	vs. Missouri	L, 5-7	Clearwater, Fla.	+/+
		NFCA Division I Leadoff Classic			
2.8	8/7/6/7	vs. Minnesota	L, 0-10	Clearwater, Fla.	+/+
		NFCA Division I Leadoff Classic			
3.10	5/4/5/6	at LSU	L, 1-11 (5)	Baton Rouge, La.	+/+

2021 (5-8)

Date	Rank	Opponent	Result	Location	Rank
2.12	14/14/5/13	Georgia	L, 3-8	Athens, Ga.	+/+
		Red & Black Showcase			
2.12	14/14/5/13	Georgia	W, 9-8	Athens, Ga.	+/+
		Red & Black Showcase			
2.26	20/19/17/17	Missouri	L, 3-8	Mobile, Ala.	+/+
		Jaguar Classic			
3.7	3/2/4/3	Alabama	W, 1-0	Tuscaloosa, Ala.	+/+
		Easton T-Town Showdown			
3.26	16/17/20/18	Louisiana	L, 0-1	Lafayette, La.	RW/RV
3.27	16/17/20/18	Louisiana	L, 0-1	Lafayette, La.	RW/RV
3.28	16/17/20/18	Louisiana	L, 0-6	Lafayette, La.	RW/RV
4.9	25/23/21/18	Texas State	W, 3-1	San Marcos, Texas	+/+
4.10	25/23/21/18	Texas State	W, 1-0	San Marcos, Texas	+/+
4.11	25/23/21/18	Texas State	W, 7-4	San Marcos, Texas	+/+
5.13	14/8/17/14	Louisiana	L, 3-10	Troy, Ala.	+/+
5.15	14/8/17/14	Louisiana	L, 3-15 (5)	Troy, Ala.	+/+
5.21	4/4/4/4	Florida	L, 0-10	Gainesville, Fla.	+/+

2022 (0-5)

Date	Rank	Opponent	Result	Location	Rank
2.11	14/15/16/17	LSU	L, 0-3	Baton Rouge, La.	+/+
		Tiger Classic			
2.12	14/15/16/17	LSU	L, 1-8	Baton Rouge, La.	+/+
		Tiger Classic			
2.16	5/6/5/5	Florida State	L, 3-4	Tallahassee, Fla.	+/+
2.18	17/17/17/4	Missouri	L, 2-3	Leesburg, Fla.	+/+
		THE Spring Games			
3.5	19/17/18/17	Tennessee	L, 0-9 (6)	Knoxville, Tenn.	+/+
		Tennessee Invitational			

2023 (0-1)

Date	Rank	Opponent	Result	Location	Rank
2.10	8/8/6/7	Northwestern	L, 5-8	Clearwater, Fla.	+/+/+

VS. RANKED OPPONENTS - USA TODAY/NFCA ESPN.COM/USA SOFTBALL SOFTBALL AMERICA DI SOFTBALL TOP 25 POLLS					
vs. USA TODAY/NATIONAL FASTPITCH COACHES ASSOCIATION					
Record vs. Top 25: 25-91					
Record vs. Top 10: 5-44					
	Record	Last Time	W/L	Score	Opponent
Record vs. No. 1:	0-5	2/20/19	L	1-4	at Florida State
Record vs. No. 2:	0-2	5/20/12	L	0-6	at Alabama
Record vs. No. 3:	1-4	3/7/21	W	1-0	at Alabama
Record vs. No. 4:	0-6	5/21/21	L	0-10	at Florida
Record vs. No. 5:	0-10	2/16/22	L	3-4	at Florida State
Record vs. No. 6:	1-1	5/12/12	W	3-1	vs. Louisiana
Record vs. No. 7:	1-2	3/8/15	W	8-5	Louisiana
Record vs. No. 8:	0-7	2/10/23	L	5-8	vs. Northwestern
Record vs. No. 9:	1-6	3/24/19	L	0-14 (6)	vs. Louisiana
Record vs. No. 10:	1-1	5/9/15	W	2-0	Louisiana
Record vs. No. 11:	0-1	2/8/18	L	0-1	Alabama
Record vs. No. 12:	2-3	3/3/17	L	0-4	vs. James Madison
Record vs. No. 13:	0-1	4/24/18	L	0-4	at LSU
Record vs. No. 14:	1-6	2/12/22	L	1-8	at LSU
Record vs. No. 15:	--	--	--	--	--
Record vs. No. 16:	0-4	3/28/21	L	0-6	at Louisiana
Record vs. No. 17:	1-4	2/18/22	L	2-3	vs. Missouri
Record vs. No. 18:	1-6	3/5/22	L	0-9 (6)	at Tennessee
Record vs. No. 19:	4-7	5/19/13	L	6-7 (8)	Florida State
Record vs. No. 20:	0-1	2/26/21	L	3-8	Missouri
Record vs. No. 21:	4-3	3/31/18	L	2-3	at Louisiana
Record vs. No. 22:	2-2	2/23/18	L	3-13	vs. Minnesota
Record vs. No. 23:	0-1	3/23/11	L	1-2	Auburn
Record vs. No. 24:	1-3	2/22/19	L	2-11	vs. Illinois
Record vs. No. 25:	4-4	4/12/21	W	7-4	at Texas State
vs. SOFTBALL AMERICA					
Record vs. Top 25: 5-23					
Record vs. Top 10: 1-7					
	Record	Last Time	W/L	Score	Opponent
Record vs. No. 1:	0-1	2/20/19	L	1-4	at Florida State
Record vs. No. 2:	--	--	--	--	--
Record vs. No. 3:	--	--	--	--	--
Record vs. No. 4:	1-2	5/21/21	L	0-10	at Florida
Record vs. No. 5:	0-1	2/16/22	L	3-4	at Florida State
Record vs. No. 6:	0-3	2/10/23	L	5-8	vs. Northwestern
Record vs. No. 7:	--	--	--	--	--
Record vs. No. 8:	--	--	--	--	--
Record vs. No. 9:	--	--	--	--	--
Record vs. No. 10:	--	--	--	--	--
Record vs. No. 11:	--	--	--	--	--
Record vs. No. 12:	0-3	3/24/19	L	0-14 (6)	vs. Louisiana
Record vs. No. 13:	--	--	--	--	--
Record vs. No. 14:	--	--	--	--	--
Record vs. No. 15:	1-1	2/12/21	W	9-8	at Georgia
Record vs. No. 16:	0-2	2/12/22	L	1-8	at LSU
Record vs. No. 17:	0-4	2/18/22	L	2-3	vs. Missouri
Record vs. No. 18:	0-2	3/5/22	L	0-9 (6)	at Tennessee
Record vs. No. 19:	--	--	--	--	--
Record vs. No. 20:	0-3	3/28/21	L	0-6	at Louisiana
Record vs. No. 21:	3-0	4/12/21	W	7-4	at Texas State
Record vs. No. 22:	--	--	--	--	--
Record vs. No. 23:	--	--	--	--	--
Record vs. No. 24:	--	--	--	--	--
Record vs. No. 25:	0-1	2/7/20	L	5-7	vs. Missouri
* Poll established during the 2019 season.					

SEASON HIGHS – TEAM	
BATTING	
At Bats:	28, 2x, last at McNeese State (2/21/23)
Runs Scored:	10, vs. Missouri State (2/18/23)
Hits:	11, at McNeese State (2/21/23)
RBI:	8, 2x, last vs. Missouri State (2/18/23)
Doubles:	2, 4x, last at McNeese State (2/21/23)
Triples:	1, vs. Mississippi Valley State (2/17/23)
Home Runs:	1, 2x, last vs. Rutgers (2/19/23)
Total Bases:	14, vs. Mississippi Valley State (2/17/23)
Walks:	4, vs. Mississippi Valley State (2/17/23)
Strikeouts:	10, vs. Northwestern (2/10/23)
Sac Hits:	2, vs. St. John's (2/11/23)
Sac Flies:	1, 2x, last vs. Mississippi Valley State (2/17/23)
Stolen Bases:	8, vs. Mississippi Valley State (2/17/23)
Hit By Pitch:	2, vs. Northwestern (2/10/23)
Runners LOB:	9, vs. Indiana (2/12/23)
Hit into DP:	3, at McNeese State (2/21/23)
FIELDING	
Putouts:	24, vs. Louisville (2/10/23)
Assists:	11, vs. St. John's (2/11/23)
Errors:	3, vs. Louisville (2/10/23)
Passed Balls:	1, 2x, last vs. Indiana (2/12/23)
DPs Turned:	1, at McNeese State (2/21/23)
PITCHING	
Innings Pitched:	8.0, vs. Louisville (2/10/23)
Runs Allowed:	8, vs. Northwestern (2/10/23)
Earned Runs	8, vs. Northwestern (2/10/23)
Walks Allowed:	4, vs. Northwestern (2/10/23)
Strikeouts:	11, 3x, last vs. Mississippi Valley State (2/17/23)
Hits Allowed:	10, vs. Northwestern (2/10/23)
Doubles Allowed:	2, 2x, last vs. Northwestern (2/10/23)
Triples Allowed:	1, 2x, last vs. Rutgers (2/19/23)
Home Runs Allowed:	1, 2x, last vs. Missouri State (2/17/23)
Wild Pitches:	1, 2x, last , vs. Northwestern (2/10/23)
Hit Batters:	4, vs. St. John's (2/11/23)

2023 SOUTH ALABAMA INDIVIDUAL GAME HIGHS

Batting

At bats:	4	-	(8 times)
Runs scored:	2	-	(8 times)
Hits:	2	-	(16 times)
RBI's:	4	-	Stagner, Gabby vs Rutgers (Feb 19, 2023)
Doubles:	2	-	Stagner, Gabby vs Miss. Valley State (Feb 17, 2023)
Triples:	1	-	Cordova, Odalys vs Miss. Valley State (Feb 17, 2023)
Home runs:	1	-	Ortiz, Victoria vs Missouri State (Feb 18, 2023)
	1	-	Stagner, Gabby vs Rutgers (Feb 19, 2023)
Total bases:	5	-	Stagner, Gabby vs Rutgers (Feb 19, 2023)
Walks:	2	-	Keel, Meredith at McNeese (Feb 21, 2023)
Strikeouts:	3	-	Ortiz, Victoria vs Northwestern (Feb 10, 2023 at Clearwater, Fla.)
Sac hits:	1	-	(6 times)
Sac flies:	1	-	Keel, Meredith vs Louisville (Feb 10, 2023 at Clearwater, Fla.)
	1	-	Ortiz, Victoria vs Miss. Valley State (Feb 17, 2023)
Stolen bases:	3	-	Brasher, Mackenzie vs Miss. Valley State (Feb 17, 2023)
Hit by pitch:	1	-	Keel, Meredith vs Northwestern (Feb 10, 2023 at Clearwater, Fla.)
	1	-	Willems, Sasha vs Northwestern (Feb 10, 2023 at Clearwater, Fla.)
	1	-	Willems, Sasha vs St. John's (Feb 11, 2023 at Clearwater, Fla.)
Caught stealing:	1	-	Cordova, Odalys vs Northwestern (Feb 10, 2023 at Clearwater, Fla.)
Runners LOB:	3	-	Willems, Sasha vs Indiana (Feb 12, 2023 at Clearwater, Fla.)

Fielding

Putouts:	12	-	Kropp, Emma vs Missouri State (Feb 17, 2023)
Assists:	5	-	Keel, Meredith vs St. John's (Feb 11, 2023 at Clearwater, Fla.)
	5	-	Keel, Meredith vs Indiana (Feb 12, 2023 at Clearwater, Fla.)
Errors:	2	-	Gonzalez, Stephanie vs Louisville (Feb 10, 2023 at Clearwater, Fla.)
Passed balls:	1	-	Willems, Sasha vs St. John's (Feb 11, 2023 at Clearwater, Fla.)
	1	-	Kropp, Emma vs Indiana (Feb 12, 2023 at Clearwater, Fla.)

Pitching

Innings pitched:	7.0	-	Hardy, Jenna vs Missouri State (Feb 17, 2023)
	7.0	-	Hardy, Jenna vs Rutgers (Feb 18, 2023)
	7.0	-	Lackie, Olivia at McNeese (Feb 21, 2023)
Runs allowed:	4	-	Lackie, Olivia vs Northwestern (Feb 10, 2023 at Clearwater, Fla.)
	4	-	Hardy, Jenna vs Northwestern (Feb 10, 2023 at Clearwater, Fla.)
Earned runs:	4	-	Hardy, Jenna vs Northwestern (Feb 10, 2023 at Clearwater, Fla.)
	4	-	Lackie, Olivia vs Northwestern (Feb 10, 2023 at Clearwater, Fla.)
Walks allowed:	2	-	(6 times)
Strikeouts:	11	-	Hardy, Jenna vs Missouri State (Feb 17, 2023)
Hits allowed:	5	-	(4 times)
Doubles allowed:	2	-	Lackie, Olivia vs Louisville (Feb 10, 2023 at Clearwater, Fla.)
	2	-	Lackie, Olivia vs Northwestern (Feb 10, 2023 at Clearwater, Fla.)
Triples allowed:	1	-	Hardy, Jenna vs Northwestern (Feb 10, 2023 at Clearwater, Fla.)
	1	-	Lackie, Olivia vs Rutgers (Feb 19, 2023)
Homers allowed:	1	-	Hardy, Jenna vs Indiana (Feb 12, 2023 at Clearwater, Fla.)
	1	-	Hardy, Jenna vs Missouri State (Feb 17, 2023)
Wild pitches:	1	-	Lackie, Olivia vs Louisville (Feb 10, 2023 at Clearwater, Fla.)
	1	-	Lagle, Madison vs Northwestern (Feb 10, 2023 at Clearwater, Fla.)

2023 SOUTH ALABAMA OPPONENT GAME HIGHS – TEAM

Batting

At bats:	34	-	vs Louisville (Feb 10, 2023 at Clearwater, Fla.)
Runs scored:	8	-	vs Northwestern (Feb 10, 2023 at Clearwater, Fla.)
Hits:	10	-	vs Northwestern (Feb 10, 2023 at Clearwater, Fla.)
RBIs:	8	-	vs Northwestern (Feb 10, 2023 at Clearwater, Fla.)
Doubles:	2	-	vs Louisville (Feb 10, 2023 at Clearwater, Fla.)
	2	-	vs Northwestern (Feb 10, 2023 at Clearwater, Fla.)
Triples:	1	-	vs Northwestern (Feb 10, 2023 at Clearwater, Fla.)
	1	-	vs Rutgers (Feb 19, 2023)
Home runs:	1	-	vs Indiana (Feb 12, 2023 at Clearwater, Fla.)
	1	-	vs Missouri State (Feb 17, 2023)
Total bases:	14	-	vs Northwestern (Feb 10, 2023 at Clearwater, Fla.)
Walks:	4	-	vs Northwestern (Feb 10, 2023 at Clearwater, Fla.)
Strikeouts:	11	-	vs Louisville (Feb 10, 2023 at Clearwater, Fla.)
	11	-	vs Missouri State (Feb 17, 2023)
	11	-	vs Miss. Valley State (Feb 17, 2023)
Sac hits:	3	-	vs St. John's (Feb 11, 2023 at Clearwater, Fla.)
Sac flies:	2	-	vs Indiana (Feb 12, 2023 at Clearwater, Fla.)
Stolen bases:	2	-	vs Rutgers (Feb 18, 2023)
Hit by pitch:	4	-	vs St. John's (Feb 11, 2023 at Clearwater, Fla.)
Caught stealing:	1	-	vs Indiana (Feb 12, 2023 at Clearwater, Fla.)
Runners LOB:	10	-	vs St. John's (Feb 11, 2023 at Clearwater, Fla.)
Hit into DP:	1	-	at McNeese (Feb 21, 2023)

Fielding

Putouts:	24	-	vs Louisville (Feb 10, 2023 at Clearwater, Fla.)
Assists:	11	-	vs Louisville (Feb 10, 2023 at Clearwater, Fla.)
	11	-	vs St. John's (Feb 11, 2023 at Clearwater, Fla.)
Errors:	3	-	(4 times)
Passed balls:	1	-	vs Louisville (Feb 10, 2023 at Clearwater, Fla.)
DPs turned:	3	-	at McNeese (Feb 21, 2023)

Pitching

Innings pitched:	8.0	-	vs Louisville (Feb 10, 2023 at Clearwater, Fla.)
Runs allowed:	10	-	vs Missouri State (Feb 18, 2023)
Earned runs:	7	-	vs Miss. Valley State (Feb 17, 2023)
Walks allowed:	4	-	vs Miss. Valley State (Feb 17, 2023)
Strikeouts:	10	-	vs Northwestern (Feb 10, 2023 at Clearwater, Fla.)
Hits allowed:	11	-	at McNeese (Feb 21, 2023)
Doubles allowed:	2	-	(4 times)
Triples allowed:	1	-	vs Miss. Valley State (Feb 17, 2023)
Homers allowed:	1	-	vs Missouri State (Feb 18, 2023)
	1	-	vs Rutgers (Feb 19, 2023)
Wild pitches:	3	-	vs Indiana (Feb 12, 2023 at Clearwater, Fla.)
Hit batters:	2	-	vs Northwestern (Feb 10, 2023 at Clearwater, Fla.)

THE LAST TIME (INDIVIDUAL)...

HITTING

Had 3 Hits in a Game:

USA: Victoria Ortiz, at Troy (5/7/22)
OPP: Riley Zana, Coastal Carolina (5/13/22)

Had 4+ Hits in a Game:

USA: (4) Amanda Flynn, vs. Austin Peay (2/15/20)
OPP: (4) Hannah Roberts, Jacksonville (2/21/20)

Scored 3 runs in a Game:

USA: (3) Victoria Ortiz, at Troy (5/7/22)
OPP: (3) Hannah Adams, Florida (5/22/21)

Scored 4+ in a Game:

USA: (4) Jenny Stevens, vs. Western Kentucky (3/19/11)
OPP: (4) Whitney Walton, UT Arlington (3/10/19)

Had 3 RBI in a Game:

USA: Victoria Ortiz, vs. Missouri State (2/18/23)
OPP: Kelsie Lewis, Missouri State (2/17/23)

Had 4 RBI in a Game:

USA: Gabby Stagner, vs. Rutgers (2/19/23)
OPP: Jordyn Rudd, Northwestern (2/10/23)

Had 5 RBI in a Game:

USA: Victoria Ortiz, vs. Georgia Southern (4/29/22)
OPP: McKenna Gibson, Tennessee (3/5/22)

Had 6+ RBI in a Game:

USA: (6) Dayla Gullledge, vs. Stephen F. Austin (2/22/19)
OPP: (6) Amanda Barrs, Samford (2/14/10)

Hit 2+ Doubles in a Game:

USA: (2) Gabby Stagner, vs. Mississippi Valley State (2/17/23)
OPP: (2) Hannah Cady, Northwestern (2/10/23)

Hit 2 or More Triples in a Game:

USA: (2) Kaleigh Todd, vs. Purdue (3/5/17)
OPP: (2) Julia Hollingsworth, Tulsa (2/16/19)

Hit 2 or More Home Runs in a Game:

USA: (2) Gabby Stagner, vs. Louisiana (4/14/22)
OPP: (2) Talar McKinley, Troy (5/6/22)

Had 2 or More Players with 2 or More Home Runs in a Game:

USA: (2) Jenny Stevens and (2) Christin Crocker, vs. Alabama State (2/12/11)
OPP: (2) Shelbi Sunseri (2) and Georgia Clark, LSU (2/12/22)

Had a Walk-Off Hit (Run-Rule Game):

USA: Gabby Stagner, vs. Belmont (2/25/22) - 3 RBI in the Bot-5th
OPP: McKenna Gibson (3/5/22) - HR LC 2 RBI in the Bot-6th

Had a Walk-Off Hit (7 inn. or More):

USA: Meredith Keel, vs. Dartmouth (3/4/22) - SF F9 in the Bot-8th
OPP: Tori Gilbert, Virginia (3/4/22) - HR LC 2 RBI in the Bot-7th

Had a Walk-Off Home Run (Run-Rule or 7 inn. or More Game):

USA: Gabby Stagner, vs. Belmont (2/25/22) - 3 RBI in the Bot-5th
OPP: McKenna Gibson (3/5/22) - HR LC 2 RBI in the Bot-6th

Hit a Three-Run Home Run:

USA: Victoria Ortiz, at Troy (5/7/22)
OPP: Kelsie Lewis, Missouri State (2/17/23)

Hit a Grand Slam:

USA: Gabby Stagner, at UT Arlington (3/13/22)
OPP: Kate Covington, Virginia (2/13/21)

Hit a Grand Slam in back-to-back games:

USA: Gabby Stagner, at UT Arlington (3/12-13/22)
--

Hit a Inside-the-Park Home Run:

USA: Haleigh Lowe, at Troy (4/18/18)
OPP: Sydney Young, Bradley (3/1/19)

Hit Back-to-Back Home Runs:

USA: Abby Krzywiecki and Kennedy Cronan, vs. Appalachian State (5/12/21) - 4th inn. w/ 2 out
OPP: Mia Davidson and Matalasi Faapito, Mississippi State (2/27/22) - 3rd inn. w/ 1 out

Had a Pinch-Hit Home Run (All Games):

USA: Stephanie Gonzalez, at Florida State (2/16/22) - in the Bot-7th
--

Had a Pinch-Hit Home Run (Home Game):

USA: Victoria Ortiz, vs. Stephen F. Austin (2/23/19) - in the Bot-7th

Had a Pinch-Hit Home Run (Road Game):

USA: Stephanie Gonzalez, at Florida State (2/16/22) - in the Bot-7th
--

Hit for Cycle in a Game:

USA: Never - USA individual has been one hit away on nine occasions, last Brittani Reid, vs. Georgia Southern (4/26/19)
OPP: Never

Stole 3+ Bases in a Game:

USA: (3) Mackenzie Brasher, vs. Mississippi Valley State (2/17/23)
OPP: (3) Laura Curry, UT Arlington (3/10/18)

Drew 3 Walks in a Game:

USA: Abby Allen, at Appalachian State (4/10/22)
OPP: Emma Holland, Nicholls State (2/25/20)

Drew 4+ Walks in a Game:

USA: None
OPP: (4) Jenny Welch, Florida International (4/25/10)

PITCHING

Threw a no-hitter (individual):

USA: Olivia Lackie, vs. Missouri State (2/18/23)
OPP: Ashley Kriesel and Katie Hartwell, Stephen F. Austin (2/23/20)

Threw a no-hitter (combined):

USA: Olivia Lackie (4.0) and Madison Lagle (1.0), vs. Mississippi Valley State (2/17/23)
OPP: -

Threw a perfect game:

USA: Devin Brown, vs. ULM (3/20/16)
OPP: None

Threw a complete-game shutout (individual):

USA: Olivia Lackie, at McNeese State (2/21/23)
OPP: Mady Volpe, Coastal Carolina (5/13/22)

Threw a complete-game shutout (combined):

USA: Olivia Lackie (4.0) and Jenna Hardy (3.0), vs. Rutgers (2/19/23)
OPP: Summer Ellyson (4.2) and Kandra Lamb (2.1), Louisiana (3/28/21)

Recorded 10 or more strikeouts:

USA: (10) Oliva Lackie, vs. Missouri State (2/18/23)
OPP: (13) Meghan Schormar, Louisiana (4/14/22)

Recorded 15 or more strikeouts:

USA: (18) Olivia Lackie, vs. Texas State (3/18/22)
OPP: (15) Jessica LeBeau, Kent State (Gm 1) (3/6/21)

Recorded 20 or more strikeouts:

USA: (20) Beth Pilgrim, vs. Middle Tennessee (3/27/10)
OPP: (21) Randi Rupp, Texas State (Gm 1) (4/7/18)

Gave up 10 or more hits:

USA: (14) Olivia Lackie, vs. Texas State (5/12/22)
OPP: (10) Jessica Adams, UT Arlington (3/12/22)

FIELDING

Recorded 10 or more putouts:

USA: (11) Sasha Willems, vs. Mississippi Valley State (2/17/23)
OPP: (10) Jordyn Rudd, Northwestern (2/10/23)

Recorded 15 or more putouts:

USA: (18) Kamdyn Kvistad, vs. Texas State (3/18/22)
OPP: (16) Kaylee Hussey, Troy (5/3/19)

Recorded 5 or more assists:

USA: (5) Meredith Keel, vs. Indiana (2/12/23)
OPP: (5) Katie Goldberg, Virginia (3/5/22)

THE LAST TIME (TEAM)...

SOUTH ALABAMA

Was ranked:	T-23rd - Final 2013 USA Today/FastPitch Coaches Association Top 25 Poll
Received votes in a national poll:	4/13/21 - Received (1) vote in the USA Today/NFCA Top 25 Poll and (3) votes in ESPN/USASoftball
Defeated a ranked team:	W, 7-4 at No. 18 Texas State - 4/11/21
Won series vs. ranked team:	at No. 18 Texas State - 4/9 - 11/21 (Won 3-of-3)
Played an 8-inning game:	vs. Louisville - 2/10/23 - L, 5-8
Played a 9-inning game:	vs. Florida Atlantic - 3/1/20 - W, 3-2
Played a 10-inning game:	at Nicholls State - 2/25/20 - L, 3-4
Played an 11+-inning game:	at Nicholls State - 2/25/20 - L, 3-4
Lost 5+ straight (season):	2/11/22 - 2/20/22 (8)
USA was no-hit and won:	vs. ULM - 3/29/14 (USA, 2-0)

SOUTH ALABAMA

Won an extra-inning game:	vs. Texas State - 3/18/22 - W, 2-1 (8 inn.)
Won a run-rule game:	vs. Missouri State - 2/18/23 - W, 20-0 (5 inn.)
Overcame a 4-run deficit to win:	(6) at Troy - 5/14/21
Overcame a 5+-run deficit to win:	(6) at Troy - 5/14/21

OPPONENT

Louisville - 2/10/23 - L, 5-8 (8 inn.)
Tennessee - 3/5/22 - L, 0-9 (6 inn.)
(4) Ole Miss - 3/10/21
(7) ULM - 4/19/19

HITTING

Scored 8 runs in an inning:	vs. Georgia State - 5/11/22	LSU - 3/10/20
Scored 9 runs in an inning:	vs. Appalachian State - 3/7/20	Louisiana - 4/9/11
Scored 10 or more runs in an inning:	(10) at Appalachian State - 3/30/19	(10) Louisiana - 4/9/11
Scored 4+ runs in back-to-back innings:	vs. Austin Peay - 2/9/14	Florida State - 2/21/18
Consecutive games with at least one run:	10 straight game	- straight games
Had 10 or more hits in a game:	(11) at McNeese State - 2/21/23	(10) Northwestern - 2/10/23
Had 15 or more hits in a game:	(15) at Nicholls State - 4/20/22	(18) Louisiana - 4/12/08
Had 20 or more hits in a game:	(20) vs. Alabama A&M - 4/17/07	N/A
Consecutive games with at least one hit:	118 straight game	3 straight games
Hit 3 HR in a game:	vs. Nicholls - 4/6/21	Troy - 5/6/22
Hit 4 HR in a game:	vs. Louisiana - 4/14/22	Virginia - 3/5/22
Hit 5 HR in a game:	vs. ULM - 4/20/13	Louisiana - 5/8/15
Hit 6+ HR in a game:	at Georgia State - 3/28/15	None
Scored 10 runs:	vs. Missouri State - 2/18/23	Louisiana - 4/14/22
Scored 11 runs:	at Nicholls State - 4/20/22	Louisiana - 5/15/21
Scored 12 runs:	at Nicholls State - 4/20/22	Louisiana - 5/15/21
Scored 13 runs:	vs. Appalachian State - 3/7/20	Louisiana - 5/15/21
Scored 14 runs:	at Georgia State (6m 2) - 4/13/19	Louisiana - 5/15/21
Scored 15+ runs:	(15) vs. Lehigh - 2/22/14	(15) Louisiana - 5/15/21
Stole 4 bases in a game:	(8) vs. Mississippi Valley State - 2/17/23	(5) Louisiana - 4/14/22
Stole 5 or more bases in a game:	(8) vs. Mississippi Valley State - 2/17/23	(5) Louisiana - 4/14/22

PITCHING

Had 10 or more strikeouts in a game:	(10) vs. Missouri State - 2/18/23	(10) Northwestern - 2/10/23
Had 15 or more strikeouts in a game:	(18) vs. Texas State - 3/18/22	(16) Minnesota - 2/8/20
Had 20 or more strikeouts in a game:	(20) vs. Middle Tennessee - 3/27/10	(21) Texas State - 4/7/18
Walked 6 or more batters in a game:	(7) vs. Louisiana - 4/14/22	(6) ULM - 4/22/22
Threw a shutout:	at McNeese State - 2/21/23	Coastal Carolina - 5/13/22
Threw a no-hitter:	vs. Missouri State - 2/18/23 (Games since - 3)	Stephen F. Austin - 2/23/20 (Games since - 118)
Threw a perfect game:	vs. ULM - 3/20/16 (Games since - 299)	N/A (Games since - 835)
Allowed 2 HRs in a game:	at Troy - 5/5/22	Georgia State - 5/11/22
Allowed 3 or more HRs in a game:	(3) at Troy - 5/6/22	(4) Louisiana - 4/14/22

FIELDING

Committed 3 errors:	vs. Northwestern - 2/10/23	Rutgers - 2/18/23
Committed 4+ errors	(4) at Nicholls State - 2/25/20	(6) UT Arlington - 3/12/22

SOUTH ALABAMA SINGLE-GAME RECORDS

INDIVIDUAL	
AT BATS	
7	Kennedy Cronan and Kassidy Wilcox, at Nicholls State, 2/25/20
RUNS SCORED	
4	Several times, last by Jenny Stevens vs. Western Kentucky, 3/19/11
HITS	
5	2x, last by Emily Messer vs. Southern Mississippi, 2/21/16
RUNS BATTED IN	
6	3x, last by Dayla Gullledge vs. Stephen F. Austin, 2/22/19
DOUBLES	
2	Several times, last by Belle Wolfended, at UT Arlington, 3/12/22
TRIPLES	
2	Kaleigh Todd, vs. Purdue, 3/5/17
HOME RUNS	
3	Kamdyn Kvistad, at Coastal Carolina, 4/24/18
WALKS	
3	Several times, last by Abby Allen, at Appalachian State, 4/10/22
STOLEN BASES	
4	Evelyne Pare, vs. Northwestern State, 3/25/08
SACRIFICE HITS	
3	Julie Moss vs. Ohio State, 2/18/11
INNINGS PITCHED	
15.0+	Jenna Hardy, at Nicholls State, 2/25/20
STRIKEOUTS	
20	Beth Pilgrim vs. Middle Tennessee, 3/27/10
TEAM	
AT BATS	
55	at Nicholls State, 2/25/20
RUNS SCORED	
18	vs. Evansville, 2/19/11
HITS	
20	vs. Alabama AGM, 4/17/07
RUNS BATTED IN	
16	4x, last vs. Southeastern Louisiana, 3/7/12
DOUBLES	
6	Georgia State, 4/12/19
TRIPLES	
3	2x, last vs. Illinois, 2/8/20
HOME RUNS	
7	vs. Alabama State, 2/12/11
WALKS	
13	2x, last vs. Appalachian State, 3/7/20
STOLEN BASES	
8	vs. Mississippi Valley State, 2/17/23
MOST RUNNERS LEFT ON BASE (ALL GAMES)	
16	at Appalachian State, 3/26/16 (W, 6-0)
16	vs. Georgia Tech, 5/18/12 (W, 4-3) - NCAA Regional - Tuscaloosa, Ala.
MOST RUNNERS LEFT ON BASE (WHEN SHUT OUT)	
12	at Troy, 5/2/09 (L, 0-6)
STRIKEOUTS	
20	vs. Middle Tennessee, 3/27/10
HITS ALLOWED	
15	vs. Louisiana, 5/15/21
RUNS ALLOWED	
20	vs. Arizona State, 2/27/09
EARNED RUNS ALLOWED	
16	vs. Arizona State, 2/27/09
HOME RUNS ALLOWED	
5	vs. Louisiana, 5/8/15
MOST RUNS SCORED IN AN INNING	
14	vs. Evansville, 2/19/11 in the 4th inning (W, 18-0, 5 inn.)
MOST RUNS ALLOWED IN AN INNING	
13	at Arizona State, 2/27/09 in the 5th inning (L, 5-20, 5 inn.)

SOUTH ALABAMA MISCELLANEOUS RECORDS

LONGEST WIN STREAK	
17 games	2013, 4/4-5/17
SINGLE-SEASON WINS	
48	2013
LONGEST LOSING STREAK	
9 games	2020, 2/18-2/28
LONGEST GAME	
16 innings	at Nicholls State, 2/25/20; L, 3-4
LONGEST HIT STREAK	
118 games	2/23/20 - 2/23/23
NO-HITTERS (21)	
Linden Jones	vs. Middle Tennessee, 3/24/07
Beth Pilgrim	vs. Bethune-Cookman, 2/24/08
Beth Pilgrim	vs. Saint Louis, 3/12/09
Morgan Druhan	vs. Alabama AGM, 2/11/11
Hannah Campbell	vs. Middle Tennessee, 4/2/11
Hannah Campbell	vs. UC-Santa Barbara, 3/8/13
Farish Beard	vs. Troy, 4/24/13
Hannah Campbell	vs. Louisiana, 5/9/13
Hannah Campbell	vs. Mississippi Valley State, 5/17/13
Farish Beard	vs. Texas-San Antonio, 3/1/14
Hannah Campbell	vs. Nicholls State, 3/12/14
Farish Beard	vs. Georgia Southern, 4/11/15
Devin Brown	vs. ULM, 3/20/16
Devin Brown	vs. Appalachian State, 3/26/16
Devin Brown	vs. Kennesaw State, 4/30/16
Devin Brown	vs. Tennessee Tech, 2/24/17
Alexis Reid	vs. Butler, 2/11/18
Olivia Lackie	vs. Appalachian State, 3/14/21
Olivia Lackie	vs. UT Arlington, 3/12/22
Olivia Lackie and Madison Lagle	vs. Mississippi Valley State, 2/17/23
Olivia Lackie	vs. Missouri State, 2/18/23
PERFECT GAMES (3)	
Hannah Campbell	vs. Mississippi Valley State, 5/17/13
Hannah Campbell	vs. Nicholls State, 3/12/14
Devin Brown	vs. ULM, 3/20/16
BIGGEST COMEBACKS BY SOUTH ALABAMA IN A WIN	
6	at Troy - 5/14/21
	USA trailed 6-0 heading into the top of the 5th inning
	vs. ULM - 4/10/10
6	USA trailed 6-0 heading into the bottom of the 3rd inning
	vs. ULM - 4/10/10
4	vs. Murray State - 3/2/13
	USA trailed 6-2 heading into the top of the 5th inning
4	at ULM - 4/6/07
	USA trailed 5-1 heading into the top of the 7th inning
4	vs. Southern Mississippi - 3/26/07
	USA trailed 8-4 heading into the bottom of the 7th inning
BIGGEST COMEBACKS BY A SOUTH ALABAMA OPPONENT IN A LOSS	
7	at ULM - 4/19/19
	USA led 7-0 after the top of the 2nd inning
6	at UTA - 3/8/19
	USA led 9-3 after the top of the 3rd inning
6	vs. Florida State - 5/19/13
	USA led 6-0 after the bottom of the 2nd inning
5	vs. Purdue - 2/9/08
	USA led 5-0 after the top of the 3rd inning
4	at Ole Miss - 3/10/21
	USA led 4-0 heading into the bottom of the 5th inning
4	at Louisiana - 3/13/16
	USA led 6-2 heading into the bottom of the 6th inning
4	at North Texas - 3/15/08
	USA led 5-1 after the top of the 2nd inning
4	at Nicholls State - 4/2/08
	USA led 4-0 after the top of the 5th inning
SCORED FOUR OR MORE RUNS IN BACK-TO-BACK INNINGS	
vs. Jackson State - 2/19/17	
USA scored 4 runs in the 1st inning and 4 runs in the 2nd inning	W, 11-1 (5)
vs. Austin Peay - 2/9/14	W, 12-0 (5)
USA scored 6 runs in the 3rd inning and 4 runs in the 4th inning	
vs. Alabama AGM - 2/11/11	W, 15-0 (5)
USA scored 4 runs in the 1st inning and 6 runs in the 2nd inning	
vs. Alabama AGM - 4/17/07	W, 17-0 (5)
USA scored 9 runs in the 2nd inning and 5 runs in the 3rd inning	
vs. Belmont - 2/17/07	W, 12-0 (5)
USA scored 6 runs in the 2nd inning and 5 runs in the 3rd inning	
ALLOWED FOUR OR MORE RUNS IN BACK-TO-BACK INNINGS	
Florida State - 2/21/18	L, 1-14 (5)
Florida State scored 7 runs in the 2nd inning and 4 runs in the 3rd inning	
Dartmouth - 2/27/16	L, 7-12
Dartmouth scored 5 runs in the 4th inning and 4 runs in the 5th inning	
ULM - 3/13/11	L, 3-11 (5)
ULM scored 4 runs in the 1st inning and 4 runs in the 2nd inning	
LSU - 3/5/10	L, 0-11 (5)
LSU scored 4 runs in the 2nd inning and 4 runs in the 3rd inning	
Florida - 2/14/09	L, 0-13 (5)
UF scored 6 runs in the 4th inning and 4 runs in the 5th inning	

GRAND SLAMS AND MISCELLANEOUS STREAKS

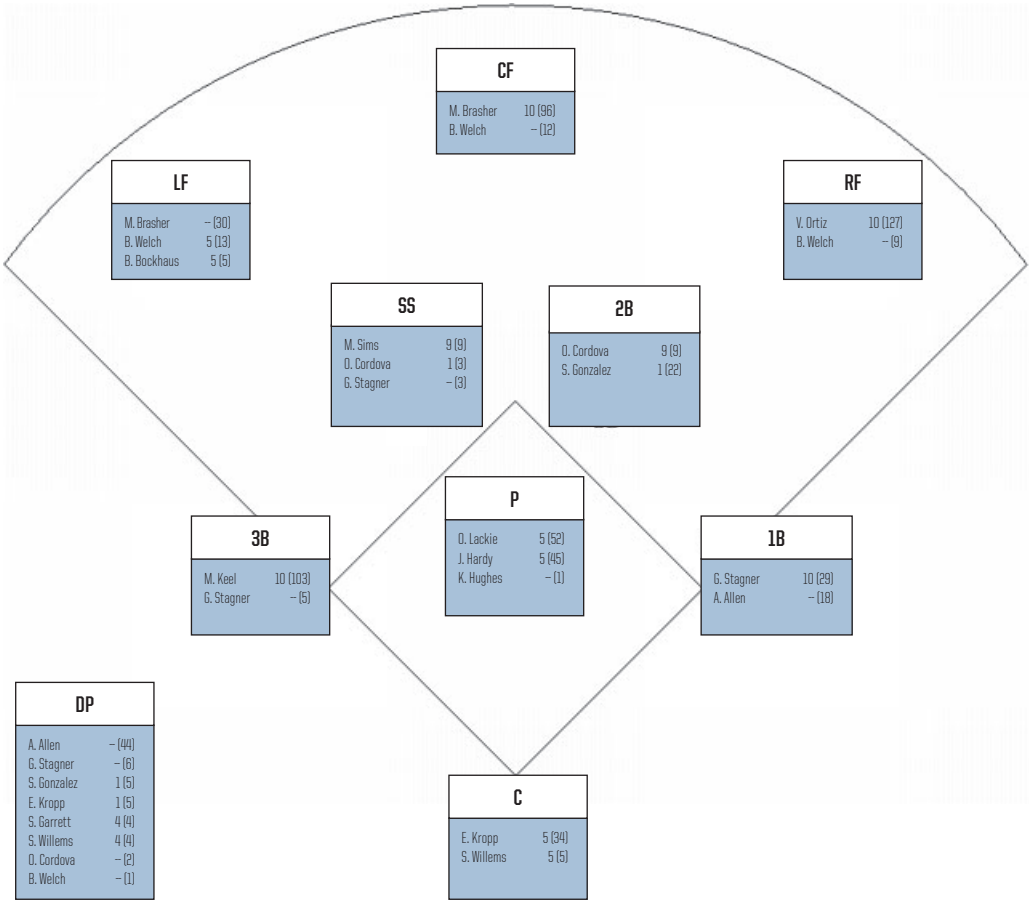
ALL-TIME GRAND SLAMS				TOP 10 HITTING STREAKS		
#	Player	Opponent	Date	Games	Player	Season
1	Katie McGuire	Southeastern Louisiana	2/20/07	15	Evelyne Pare	2008
2	Tara Donaldson	ULM	4/6/07	15	Blair Johnson	2015
3	Jenny Stevens	ULM	4/6/07	15	Haleigh Lane	2016
4	Kalin Lassiter	Jacksonville State	3/19/09	15	Emily Messer	2016
5	Christin Crocker	Middle Tennessee	3/21/09	14	Evelyne Pare	2007
6	Christin Crocker	Southeastern Louisiana	3/30/11	14	Kaleigh Todd	2018
7	Brittany Fowler	Lipscomb	2/12/12	12	Brittany Fowler	2011
8	Britany Campbell	Southeastern Louisiana	3/7/12	12	Chloe Rathburn	2015
9	Haley Hopkins	Florida International	4/29/12	12	Brittani Reid	2019
10	Brittany Fowler	Louisiana	3/16/13	11	Haley Fagan	2013
11	Julie Moss	Florida International	3/24/13	11	Jenny Stevens	2011
12	Britany Campbell	North Texas	4/13/13	11	Tara Donaldson	2007
13	Alex Breeden	ULM	4/20/13	11	Tara Donaldson	2009
14	Dayla Gullledge	Kennesaw State	4/30/16	11	Abby Krzywiecki	2021
15	Haleigh Lane	Troy	5/8/16	11	Mackenzie Brasher	2022
16	Katelyn Gruich	ULM	4/23/17			
17	Abby Krzywiecki	Georgia State	4/13/19			
18	Gabby Stagner	UT Arlington	3/12/22			
19	Gabby Stagner	UT Arlington	3/13/22			

CAREER GRAND SLAMS		TOP 20 REACHED BASE STREAKS		
Number	Player	Games	Player	Season(s)
2	Brittany Fowler	34	Brittany Fowler	2012-13
2	Britany Campbell	27	Brittany Fowler	2013
2	Christin Crocker	26	Emily Messer	2016
2	Gabby Stagner	23	Brittany Fowler	2011
1	Katie McGuire	23	Kaleigh Todd	2018
1	Tara Donaldson	21	Mackenzie Brasher	2022
1	Jenny Stevens	21	Abby Allen	2022
1	Kalin Lassiter	21	Brittani Reid	2019
1	Haley Hopkins	21	Chloe Rathburn	2014
1	Julie Moss	20	Tara Donaldson	2009
1	Alex Breeden	19	Emily Messer	2015-16
1	Dayla Gullledge	19	Stephanie Pilkington	2015
1	Haleigh Lane	19	Stephanie Pilkington	2015
1	Katelyn Gruich	19	Meghan Collins	2012
1	Abby Krzywiecki	19	Jenny Stevens	2011
		18	Chloe Rathburn	2015
		18	Chloe Rathburn	2015
		18	Evelyne Pare	2007
		17	Brittani Reid	2018
		17	Kaleigh Todd	2016
		17	Kaleigh Todd	2017
		17	Haleigh Lowe	2016
		17	Haleigh Lane	2016
		17	Haley Fagan	2013

INSIDE-THE-PARK HOME RUNS				
#	Player	Opponent	Location	Date
1	Britany Campbell	Central Arkansas	Mobile, Ala.	2/17/13
2	Emily Messer	Georgia Southern	Mobile, Ala.	4/12/15
3	Kaleigh Todd	ULM	Monroe, La.	4/22/17
4	Haleigh Lowe	Troy	Troy, Ala.	4/18/18

TOP 10 LONGEST WINNING STREAKS			
#	Started	Last Win in Streak	
17	4/4/13 - vs. Florida Atlantic (11-0)	5/17/13 - vs. Mississippi Valley State (10-0)	
15	2/20/11 - vs. Southeastern Louisiana (7-1)	3/12/11 - ULM (5-2)	
13	3/8/14 - vs. Illinois (5-3)	3/30/14 - vs. ULM (7-0)	
12	2/8/13 - vs. Tennessee State (9-1)	2/23/13 - vs. Delaware (1-0)	
11	3/28/15 - at Georgia State (8-7)	4/15/15 - at Mississippi State (3-2)	
9	2/15/14 - at LSU (2-1)	3/1/14 - vs. Texas-San Antonio (3-0)	
9	4/28/12 - vs. Florida International (2-0)	5/18/12 - vs. Georgia Tech (4-3)	
8	2/17/17 - vs. Butler (2-0)	2/25/17 - vs. Stephen F. Austin (3-0)	
8	4/2/16 - vs. Georgia State (7-0)	4/16/16 - at Georgia Southern (14-0)	
8	3/16/16 - at Southern Mississippi (5-1)	3/26/16 - at Appalachian State (6-0)	

SOUTH ALABAMA STARTS BY POSITION IN 2023 AND CAREER



LATE-GAME JAGUAR HEROICS

COME FROM BEHIND WINS (—)

Date	Opponent	Deficit(s), inn.	Final
—	—	—	—

LAST AT-BAT WINS (1)

Date	Opponent	Score (inn.)	GW Play
2/11/23	St. John's	3-3 (7 inn.)	Keel, 1B 8 RBI

WALK-OFF WINS (—)

Date	Opponent	Score (inn.)	GW Play
—	—	— (- inn.)	—

2023 SOUTH ALABAMA SUMMARY OF GAMES PLAYED AT POSITION AND BATTING ORDER

Player	GS	Position											Batting Order								
		p	c	1b	2b	3b	ss	lf	cf	rf	of	dp	1st	2nd	3rd	4th	5th	6th	7th	8th	9th
18 Brasher, Mack	10	10	.	.	.	10
0 Keel, Meredith	10	10	8	2
27 Cordova, Odal	10	.	.	.	9	.	1	4	4	.	2	.	.	.
13 Stagner, Gabb	10	.	.	10	1	5	3	.	1	.
12 Ortiz, Victoria	10	10	1	1	3	2	1	2	.
19 Willems, Sasha	9	.	5	4	.	.	3	4	1	1	.	.	.
11 Sims, Marley	9	9	2	1	6
3 Kropp, Emma	6	.	5	1	1	4	1	.
14 Welch, Bailey	5	5	2	3
4 Bockhaus, Broo	5	5	1	3	1
99 Lackie, Olivia	5	5
35 Hardy, Jenna	5	5
24 Garrett, Shelb	4	4	4	.	.
9 Gonzalez, Step	2	.	.	.	1	1	1	1	.	.	.

2023 SOUTH ALABAMA RECORD FOR STARTERS BY POSITION AND LINEUP

PITCHER:

99 Lackie, Olivia 5 (5-0)
 35 Hardy, Jenna 5 (1-4)

CATCHER:

19 Willems, Sasha 5 (5-0)
 3 Kropp, Emma 5 (1-4)

FIRST BASE:

13 Stagner, Gabby 10 (6-4)

SECOND BASE:

27 Cordova, Odalys 9 (6-3)
 9 Gonzalez, Stephan 1 (0-1)

THIRD BASE:

0 Keel, Meredith 10 (6-4)

SHORTSTOP:

11 Sims, Marley 9 (6-3)
 27 Cordova, Odalys 1 (0-1)

LEFT FIELD:

14 Welch, Bailey 5 (3-2)
 4 Bockhaus, Brookly 5 (3-2)

CENTER FIELD:

18 Brasher, Mackenzi 10 (6-4)

RIGHT FIELD:

12 Ortiz, Victoria 10 (6-4)

DESIGNATED HITTER:

24 Garrett, Shelby 4 (4-0)
 19 Willems, Sasha 4 (1-3)
 9 Gonzalez, Stephan 1 (0-1)
 3 Kropp, Emma 1 (1-0)

LEADOFF:

18 Brasher, Mackenzi 10 (6-4)

2ND SPOT:

0 Keel, Meredith 8 (6-2)
 11 Sims, Marley 2 (0-2)

3RD SPOT:

27 Cordova, Odalys 4 (4-0)
 19 Willems, Sasha 3 (2-1)
 0 Keel, Meredith 2 (0-2)
 12 Ortiz, Victoria 1 (0-1)

CLEANUP:

19 Willems, Sasha 4 (3-1)
 27 Cordova, Odalys 4 (2-2)
 13 Stagner, Gabby 1 (0-1)
 12 Ortiz, Victoria 1 (1-0)

5TH SPOT:

13 Stagner, Gabby 5 (4-1)
 12 Ortiz, Victoria 3 (2-1)
 19 Willems, Sasha 1 (0-1)
 9 Gonzalez, Stephan 1 (0-1)

6TH SPOT:

13 Stagner, Gabby 3 (2-1)
 27 Cordova, Odalys 2 (0-2)
 12 Ortiz, Victoria 2 (2-0)
 3 Kropp, Emma 1 (1-0)
 19 Willems, Sasha 1 (1-0)
 9 Gonzalez, Stephan 1 (0-1)

7TH SPOT:

24 Garrett, Shelby 4 (4-0)
 3 Kropp, Emma 4 (1-3)
 4 Bockhaus, Brookly 1 (1-0)
 12 Ortiz, Victoria 1 (0-1)

8TH SPOT:

4 Bockhaus, Brookly 3 (2-1)
 12 Ortiz, Victoria 2 (1-1)
 14 Welch, Bailey 2 (2-0)
 3 Kropp, Emma 1 (0-1)
 13 Stagner, Gabby 1 (0-1)
 11 Sims, Marley 1 (1-0)

9TH SPOT:

11 Sims, Marley 6 (5-1)
 14 Welch, Bailey 3 (1-2)
 4 Bockhaus, Brookly 1 (0-1)

2023 SOUTH ALABAMA PINCH HITTING

No.	Player	GM#	Date	Opponent	Scoring	Inn	Outs	Score	Final
1	Marley Sims	1	2/10	Louisville	53	7	0	1-4	L, 2-4 (8)
2	Abby Allen	1	2/10	Louisville	KS	7	2	1-4	L, 2-4 (8)
3	Stephanie Gonzalez	3	2/11	St. John's	F8	7	0	3-3	W, 5-3
4	Stephanie Gonzalez	4	2/12	Indiana	2B RBI	5	2	0-0	L, 1-5
5	Abby Allen	4	2/12	Indiana	KS	6	2	1-4	L, 1-5
6	Hannah Ogea	6	2/17	Mississippi Valley State	53	4	0	9-0	W, 9-0 (5)
7	Sophia Mendoza	6	2/17	Mississippi Valley State	1B 1	4	2	9-0	W, 9-0 (5)
8	Hanna Ogea	8	2/18	Rutgers	KL	6	2	4-1	W, 4-1
9	Stephanie Gonzalez	10	2/21	at McNeese State	643 GDP	6	1	3-0	

Hitter Stat Line: 2 Hits, 1 2Bs, – 3Bs, – HRs, 1 RBI, – BB, – HBP, 3 Ks

DOUBLE-DIGIT STRIKEOUT GAMES

CAREER			
Rk	Player	Season(s)	Total
1.	Devin Brown	2015-18	39
2.	Farish Beard	2012-15	21
3.	Olivia Lackie	2021-22	16
4.	Beth Pilgrim	2007-10	13
5.	Hannah Campbell	2011-14	10
6.	Linden Jones	2007	6
7.	Morgan Druhan	2010-11	5
8.	Allie Hughen	2020-22	1

SINGLE-SEASON			
Rk	Player	Season	Total
1.	Devin Brown	2016	20
2.	Farish Beard	2014	8
3.	Devin Brown	2017	7
	Devin Brown	2018	7
	Olivia Lackie	2021	7
	Olivia Lackie	2022	7
7.	Farish Beard	2013	6
	Beth Pilgrim	2010	6
	Linden Jones	2007	6
10.	Devin Brown	2015	5
	Beth Pilgrim	2009	5
12.	Farish Beard	2015	4
	Hannah Campbell	2014	4
	Hannah Campbell	2012	4
--	Olivia Lackie	2023	2

SINGLE-SEASON - SENIOR			
Rk	Player	Season	Total
1.	Devin Brown	2018	7
2.	Beth Pilgrim	2010	6
	Linden Jones	2007	6
4.	Farish Beard	2015	4
	Hannah Campbell	2014	4

SINGLE-SEASON - JUNIOR			
Rk	Player	Season	Total
1.	Farish Beard	2014	8
2.	Devin Brown	2017	7
3.	Beth Pilgrim	2009	5
4.	Hannah Campbell	2013	2
	Olivia Lackie	2023	2

SINGLE-SEASON - SOPHOMORE			
Rk	Player	Season	Total
1.	Devin Brown	2016	20
2.	Olivia Lackie	2022	7
3.	Farish Beard	2013	6
4.	Hannah Campbell	2012	4
5.	Morgan Druhan	2011	3
6.	Beth Pilgrim	2007	2

SINGLE-SEASON - FRESHMAN			
Rk	Player	Season	Total
1.	Olivia Lackie	2021	7
2.	Devin Brown	2015	5
3.	Farish Beard	2012	3
4.	Morgan Druhan	2010	2

2023 JAGUARS VS. OTHER CONFERENCES

American Athletic (AAC) - 0-0 Tulsa 0-0	Patriot League (Patriot) - 0-0 Lehigh 0-0
Atlantic Coast (ACC) - 0-1 Louisville 0-1	Southeastern (SEC) - 0-0 Auburn 0-0 Mississippi State 0-0 Tennessee 0-0
Big East (Big East) - 1-0 St. John's 1-0	Southern (SoCon) - 0-0 Chattanooga 0-0 Furman 0-0
Big Ten (B10) - 2-2 Iowa 0-0 Indiana 0-1 Northwestern 0-1 Rutgers 2-0	Southland (SLC) - 1-0 McNeese State 1-0 Nicholls 0-0
Conference USA (CUSA) - 0-0 Louisiana Tech 0-0	Southwestern Athletic (SWAC) - 1-0 Mississippi Valley State 1-0
Ivy League (Ivy) - 0-0 Lehigh 0-0 Princeton 0-0	
Ohio Valley (OVC) - 0-0 Tennessee Tech 0-0	
Mid-American (MAC) - 0-0 Bowling Green 0-0	
Metro Atlantic Athletic (MAAC) - 0-0 Iona 0-0	
Missouri Valley (MVC) - 1-1 Missouri State 1-1	

2023 SOUTH ALABAMA HOME RUN TRACKER

NO.	PLAYER (HR NUMBER)	OPPONENT (DATE)	PITCHER	ON-BASE	INNING	OUTS	COUNT	SCORE	FINAL
1	Victoria Ortiz (1)	Missouri State (2/18)	Shelby Houchlei	1	3	2	0-1	3-0	W, 10-0 (5)
2	Gabby Stagner (1)	Rutgers (2/19)	Jaden Vickers	1	2	0	1-0	0-0	W, 4-0

Bold represents game-tying or go-ahead home run
*- Leadoff

HOME RUN BREAKDOWN

Total2	COUNT 0-0 Count-- 0-1 Count1 0-2 Count-- 1-0 Count1 1-1 Count-- 1-2 Count-- 2-0 Count-- 2-1 Count-- 2-2 Count-- 3-0 Count-- 3-1 Count-- 3-2 Count--	INNING 1st Inning-- 2nd Inning1 3rd Inning1 4th Inning-- 5th Inning-- 6th Inning-- 7th Inning-- Extra Innings--	GAME TYPE Non-Conference2 Sun Belt Regular Season-- Sun Belt Tournament-- NCAA Tournament--
SITE Home2 Away-- Neutral--	HR TYPE Solo-- 2-Run2 3-Run-- Grand Slam--	MISCELLANEOUS to Left Field-- to Left Center Field-- to Center Field1 to Right Center Field-- to Right Field1 Inside the Park-- Leadoff--	GAME RESULT Wins2 Losses--
NUMBER OF OUTS 0 Outs1 1 Outs1 2 Outs--	CLASS Freshmen-- Sophomores1 Juniors-- Seniors1		MONTH February2 March-- April-- May--

SOUTH ALABAMA SOFTBALL CAREER HOME RUNS

(EI) extra-inning home run | (GS) grand slam | (IP) inside the park home run | (LO) leadoff home run | (PH) pinch-hit home run | (WO) walk-off home run

VICTORIA ORTIZ

No.	Opponent	Date	Pitcher	RBI
23	Missouri State	2/18/23	Shelby Houchlei	2
22	Texas State	5/12/22	Jessica Mullins	(LO) 1
21	Georgia State	5/11/22	Emily Buck	2
20	at Troy	5/7/22	Leanna Johnson	3
19	Georgia Southern	4/29/22	Kastin Belogorska	3
18	Louisiana (6m 1)	4/15/22	Kandra Lamb	1
17	Louisiana	4/14/22	Sam Landry	1
16	at Appalachian State	4/8/22	Delani Buckner	2
15	Coastal Carolina	4/1/22	Raelee Brabham	1
14	at UTA	3/13/22	Jessica Adams	3
13	at UTA (6m 2)	3/12/22	Gracie Bumpurs	2
12	vs. Dartmouth	3/6/22	Megan Hagge	1
11	vs. Dartmouth	3/6/22	Rachel McCarroll	1
10	UTA (6m 1)	4/18/21	JoJo Valencia	1
9	Nicholls	4/6/21	Jordan Moon	2
8	Northern Iowa	3/5/21	Hailey Sanders	2
7	Murray State	2/19/21	Jenna Veber	3
6	at ULM (6m 2)	4/20/19	Jessie Watts	(LO) 1
5	at ULM (6m 2)	4/20/19	Jessie Watts	(LO) 1
4	at ULM	4/19/19	Murphy Williams	2
3	at Georgia State (6m 2)	4/13/19	Savannah Feeman	(LO) 1
2	at UT Arlington	3/9/19	JoJo Valencia	1
1	Stephen F. Austin	2/23/19	Kassidy Wilbur	(PH) 1

Home HRs: 12
Road HRs: 8
Neutral Site HRs: 3

0-Out HRs: 8
1-Out HRs: 8
2-Out HRs: 7

ABBY ALLEN

No.	Opponent	Date	Pitcher	RBI
7	Texas State	3/19/22	Karsen Pierce	(LO) 1
6	vs. Virginia	3/5/22	Mikayla Houge	1
5	vs. Virginia	3/4/22	Mikayla Houge	1
4	vs. Central Arkansas	2/11/22	Jordan Johnson	1
3	vs. Baylor	5/21/21	Gio Rodoni	1
2	vs. Louisiana	5/15/21	Summer Ellyson	(LO) 1
1	Nicholls State	4/6/21	Taryn Westbrook	2

Home HRs: 2
Road HRs: --
Neutral Site HRs: 5

0-Out HRs: 2
1-Out HRs: 2
2-Out HRs: 3

GABBY STAGNER

No.	Opponent	Date	Pitcher	RBI
7	Rutgers	2/19/23	Jaden Vickers	2
6	Georgia Southern	5/1/22	Kastin Belogorska	1
5	Louisiana	4/14/22	Meghan Schormar	2
4	Louisiana	4/14/22	Sam Landry	2
3	at UTA	3/13/22	Gracie Bumpurs	(GS) 4
2	at UTA (6m 2)	3/12/22	Gracie Bumpurs	(GS) 4
1	vs. Belmont	2/25/22	Delayna Bryant	(WO) 3

Home HRs: 4
Road HRs: 2
Neutral Site HRs: 1

0-Out HRs: 3
1-Out HRs: 1
2-Out HRs: 3

STEPHANIE GONZALEZ

No.	Opponent	Date	Pitcher	RBI
3	Georgia Southern	5/1/22	Kastin Belogorska	1
2	Nicholls State	3/16/22	Brittney Turner	1
1	at Florida State	2/16/22	Emma Watson	(PH) 2

Home HRs: 2
Road HRs: 1
Neutral Site HRs: --

0-Out HRs: --
1-Out HRs: 1
2-Out HRs: 2

EMMA KROPP

No.	Opponent	Date	Pitcher	RBI
2	Louisiana	4/14/22	Meghan Schormar	1
1	vs. Virginia	3/5/22	Mackenzie Wooten	1

Home HRs: 1
Road HRs: --
Neutral Site HRs: 1

0-Out HRs: --
1-Out HRs: --
2-Out HRs: 2

MEREDITH KEEL

No.	Opponent	Date	Pitcher	RBI
1	at ULM	4/22/22	Adrianna Chavarria	1

Home HRs: --
Road HRs: 1
Neutral Site HRs: --

0-Out HRs: --
1-Out HRs: --
2-Out HRs: --

2023 OPPONENT HOME RUN TRACKER

NO.	PLAYER (HR NUMBER)	OPPONENT (DATE)	PITCHER	ON-BASE	INNING	OUTS	COUNT	SCORE	FINAL
1	Brooke Benson (1)	Indiana (2/12)	Jenna Hardy	1	6	0	2-0	1-0	L, 1-5
2	Kelsie Lewis (1)	Missouri State (2/17)	J. Hardy	2	4	2	1-2	0-0	L, 1-3

* - Leadoff

HOME RUN BREAKDOWN

Total	2	COUNT	0-0 Count	--	INNING	1st Inning	--	GAME TYPE	Non-Conference	2
SITE		0-1 Count	--		2nd Inning	--		Sun Belt Regular Season	--	
Home	1	0-2 Count	--		3rd Inning	--		Sun Belt Tournament	--	
Away	--	1-0 Count	--		4th Inning	1		NCAA Tournament	--	
Neutral	1	1-1 Count	--		5th Inning	--				
HR TYPE		1-2 Count	1		6th Inning	1		MONTH		
Solo	--	2-0 Count	1		7th Inning	--		February	2	
2-Run	1	2-1 Count	--		Extra Innings	--		March	--	
3-Run	1	2-2 Count	--		MISCELLANEOUS			April	--	
Grand Slam	--	3-0 Count	--		to Left Field	--		May	--	
NUMBER OF OUTS		3-1 Count	--		to Left Center Field	1				
0 Outs	1	3-2 Count	--		to Center Field	--				
1 Outs	--				to Right Center Field	1				
2 Outs	1				to Right Field	--				
					Inside the Park	--				
					Leadoff	--				

2023 SOUTH ALABAMA RESULTS

OVERALL: 6-4 | HOME: 4-1 | AWAY: 1-0 | NEUTRAL: 1-3 | SUN BELT: 0-0

Date	Opponent	Score	Inns	Overall	SBC	Pitcher of record	Attend	Time
1 Feb 10, 2023	vs Louisville	L 2-4	(8)	0-1-0	0-0-0	O. Lackie (L 0-1)	556	2:16
1 Feb 10, 2023	vs Northwestern	L 5-8	7	0-2-0	0-0-0	O. Lackie (L 0-2)	476	2:26
1 Feb 11, 2023	vs St. John's	w 5-3	7	1-2-0	0-0-0	J. Hardy (W 1-0)	435	2:01
1 Feb 12, 2023	vs Indiana	L 1-5	7	1-3-0	0-0-0	J. Hardy (L 1-1)	223	2:11
2 Feb 17, 2023	MISSOURI STATE	L 1-3	7	1-4-0	0-0-0	J. Hardy (L 0-2)	429	1:51
2 Feb 17, 2023	MISS. VALLEY STATE	w 9-0	5	2-4-0	0-0-0	O. Lackie (W 1-2)	429	1:29
2 Feb 18, 2023	MISSOURI STATE	w 10-0	5	3-4-0	0-0-0	O. Lackie (W 2-2)	487	1:29
2 Feb 18, 2023	RUTGERS	w 4-1	7	4-4-0	0-0-0	J. Hardy (W 2-2)	487	1:51
2 Feb 19, 2023	RUTGERS	w 4-0	7	5-4-0	0-0-0	O. Lackie (W 3-2)	369	1:57
Feb 21, 2023	at McNeese	w 3-0	7	6-4-0	0-0-0	O. Lackie (W 1-2)	621	1:50

* = Conference game

- 1 - NFCA Leadoff Classic (Clearwater, Fla.)
- 2 - Mardi Gras Classic (Mobile, Ala.)
- 3 - South Alabama Invitational (Mobile, Ala.)
- 4 - Jane B. Moore Memorial (Auburn, Ala.)
- 5 - THE Spring Games (Madera Beach, Fla.)
- () extra inning game

2023 MISCELLANEOUS STATS

Multiple Hit Games	2	3	4	5+	Total
0 Keel, Meredith	4	-	-	-	4
13 Stagner, Gabby	3	-	-	-	3
27 Cordova, Odalys	3	-	-	-	3
12 Ortiz, Victoria	2	-	-	-	2
18 Brasher, Mackenzie	2	-	-	-	2
19 Willems, Sasha	1	-	-	-	1
11 Sims, Marley	1	-	-	-	1
TEAM	16	0	0	0	16

Multiple RBI Games	2	3	4	5+	Total
19 Willems, Sasha	-	1	-	-	1
13 Stagner, Gabby	-	-	1	-	1
12 Ortiz, Victoria	-	1	-	-	1
24 Garrett, Shelby	1	-	-	-	1
0 Keel, Meredith	1	-	-	-	1
TEAM	2	2	1	0	5

Hitting Streaks	Longest	Current
12 Ortiz, Victoria	8	8
18 Brasher, Mackenzie	7	1
0 Keel, Meredith	5	2
11 Sims, Marley	4	2
27 Cordova, Odalys	4	-
13 Stagner, Gabby	3	3
3 Kropp, Emma	2	2
19 Willems, Sasha	2	1
24 Garrett, Shelby	1	-
9 Gonzalez, Stephani	1	-
4 Bockhaus, Brooklyn	1	-
66 Mendoza, Sophia	1	1
14 Welch, Bailey	1	-

Reached Base Streaks	Longest	Current
12 Ortiz, Victoria	8	8
18 Brasher, Mackenzie	8	1
0 Keel, Meredith	7	2
13 Stagner, Gabby	6	3
11 Sims, Marley	4	2
27 Cordova, Odalys	4	-
3 Kropp, Emma	3	3
19 Willems, Sasha	2	1
24 Garrett, Shelby	2	-
14 Welch, Bailey	2	-
4 Bockhaus, Brooklyn	1	-
9 Gonzalez, Stephani	1	-
66 Mendoza, Sophia	1	1

SOUTH ALABAMA'S 2023 SEASON SUMMARY

Score by innings	1	2	3	4	5	6	7	8	Total
South Alabama	10	5	8	11	6	1	2	1	44
Opponents	0	0	1	6	4	5	5	3	24

Record when ...

Overall	6-4	After 4 leading	5-1
Conference	0-0 trailing	0-1
Non-Conference	6-4 tied	1-2
Home games	4-1	After 5 leading	3-2
Away games	1-0 trailing	0-1
Neutral site	1-3 tied	1-1
Day games	4-4	After 6 leading	3-1
Night games	2-0 trailing	0-2
vs Left starter	2-1 tied	1-1
vs Right starter	4-3		
1-Run games	0-0	Hit 0 home runs	4-4
2-Run games	1-2	... 1 home run	2-0
5+Run games	2-0	... 2+ home runs	0-0
Extra innings	0-1		
Shutouts	4-0	Opponent 0 home runs	6-2
	 1 home run	0-2
Scoring 0-2 runs	0-3 2+ HRs	0-0
..... 3-5 runs	4-1		
..... 6-9 runs	1-0	Made 0 errors	3-1
..... 10+ runs	1-0 1 error	1-1
	 2+ errors	2-2
Opponent 0-2 runs	5-0		
..... 3-5 runs	1-3	Opp. made 0 errors	1-1
..... 6-9 runs	0-1 1 error	1-1
..... 10+ runs	0-0 2+ errors	4-2
Scored in 1st inning	3-0	Out-hit opponent	5-2
Opp. scored in 1st	0-0	Out-hit by opponent	0-2
Scores first	5-2	Hits are tied	1-0
Opp. scores first	1-2		

Record when team scores:

Runs	0	1	2	3	4	5	6	7	8	9	10+
W-L	0-0	0-2	0-1	1-0	2-0	1-1	0-0	0-0	0-0	1-0	1-0

Record when opponent scores:

Runs	0	1	2	3	4	5	6	7	8	9	10+
W-L	4-0	1-0	0-0	1-1	0-1	0-1	0-0	0-0	0-1	0-0	0-0

Record when leading after:

Inn.	1	2	3	4	5	6
W-L	3-0	5-0	5-0	5-1	3-2	3-1

Record when trailing after:

Inn.	1	2	3	4	5	6
W-L	0-0	0-0	0-0	0-1	0-1	0-2

Record when tied after:

Inn.	1	2	3	4	5	6
W-L	3-4	1-4	1-4	1-2	1-1	1-1

Current winning streak: 5

Longest winning streak: 5

Longest losing streak: 2

Home attendance : 2201 (5 dates avg = 440)

Away attendance : 2311 (5 dates avg = 462)

Total attendance: 4512 (10 dates avg = 451)

2023 SOUTH ALABAMA GAME-BY-GAME BATTING

Date	Opponent	ab	r	h	rbi	2b	3b	hr	tb	bb	ibb	sb	cs	hbp	sac	sf	gdp	k	po	a	e	lob	avg
Feb 10	vs Louisville	26	2	3	1	0	0	0	3	2	0	1	0	0	1	1	0	5	24	1	3	5	.115
Feb 10	vs Northwestern	25	5	6	4	1	0	0	7	1	0	0	1	2	1	0	0	10	21	9	2	3	.176
Feb 11	vs St. John's	25	5	7	4	2	0	0	9	2	0	0	0	1	2	0	0	3	21	11	1	4	.211
Feb 12	vs Indiana	28	1	8	1	2	0	0	10	3	0	0	0	0	0	0	0	6	21	8	1	9	.231
Feb 17	MISSOURI STATE	25	1	6	1	0	0	0	6	1	0	0	0	0	1	0	0	4	21	5	0	5	.233
Feb 17	MISS. VALLEY STATE	21	9	10	8	2	1	0	14	4	0	8	0	0	0	1	0	0	15	1	0	5	.267
Feb 18	MISSOURI STATE	23	10	8	8	0	0	1	11	3	0	5	0	0	0	0	0	0	15	4	0	4	.277
Feb 18	RUTGERS	24	4	5	2	1	0	0	6	2	0	0	0	0	0	0	0	7	21	3	2	4	.269
Feb 19	RUTGERS	27	4	8	4	0	0	1	11	0	0	1	0	0	0	0	0	3	21	3	2	5	.272
Feb 21	at McNeese	28	3	11	3	2	0	0	13	2	0	1	0	0	1	0	2	3	21	5	0	7	.286
Totals		252	44	72	36	10	1	2	90	20	0	16	1	3	6	2	2	41	201	50	11	51	.286

2023 SOUTH ALABAMA GAME-BY-GAME PITCHING

Date	Opponent	ip	h	r	er	bb	so	2b	3b	hr	wp	bk	hbp	dp	ibb	score	w-l	sv	era
Feb 10	vs Louisville	8.0	8	4	1	2	11	2	0	0	1	0	0	0	0	2-4	0-1	0	0.88
Feb 10	vs Northwestern	7.0	10	8	8	4	7	2	1	0	1	0	0	0	0	5-8	0-2	0	4.20
Feb 11	vs St. John's	7.0	6	3	1	2	6	0	0	0	0	0	4	0	0	5-3	1-2	0	3.18
Feb 12	vs Indiana	7.0	6	5	3	3	1	1	0	1	0	0	0	0	0	1-5	1-3	0	3.14
Feb 17	MISSOURI STATE	7.0	3	3	3	2	11	0	0	1	0	0	0	0	0	1-3	1-4	0	3.11
Feb 17	MISS. VALLEY STATE	5.0	0	0	0	1	11	0	0	0	0	0	0	0	0	9-0	2-4	0	2.73
Feb 18	MISSOURI STATE	5.0	0	0	0	1	10	0	0	0	0	0	0	0	0	10-0	3-4	0	2.43
Feb 18	RUTGERS	7.0	5	1	0	1	6	0	0	0	0	0	0	0	0	4-1	4-4	0	2.11
Feb 19	RUTGERS	7.0	5	0	0	0	6	0	1	0	0	0	1	0	0	4-0	5-4	1	1.87
Feb 21	at McNeese	7.0	5	0	0	2	5	0	0	0	0	0	0	1	0	3-0	6-4	1	1.67
Totals		67.0	48	24	16	18	74	5	2	2	2	0	5	1	0	44-24	6-4	1	1.67

INSIDE THE BOX SCORE - INDIVIDUAL SITUATIONAL HITTING

Player	vs left			vs right			w/runners			w/bases empty			w/bases loaded			as leadoff			fly	gnd	fly/
	h	ab	avg	h	ab	avg	h	ab	avg	h	ab	avg	h	ab	avg	rch	ops	pct	out	out	gnd
6 Allen, Abby	0	1	.000	0	1	.000	0	2	.000	0	0	---	0	0	---	0	0	---	0	0	0.0
4 Bockhaus, Brooklynn	0	3	.000	1	7	.143	1	5	.200	0	5	.000	0	0	---	0	2	.000	3	2	1.5
18 Brasher, Mackenzie	2	8	.250	8	23	.348	4	12	.333	6	19	.316	0	1	.000	6	16	.375	4	14	0.3
27 Cordova, Odalys	3	6	.500	7	24	.292	5	18	.278	5	12	.417	0	0	---	2	5	.400	7	10	0.7
24 Garrett, Shelby	0	1	.000	1	10	.100	1	7	.143	0	4	.000	1	1	1.000	0	0	---	3	3	1.0
9 Gonzalez, Stephanie	0	1	.000	1	7	.143	1	4	.250	0	4	.000	0	1	.000	0	1	.000	4	3	1.3
0 Keel, Meredith	3	8	.375	9	20	.450	7	14	.500	5	14	.357	0	1	.000	3	5	.600	9	6	1.5
3 Kropp, Emma	1	5	.200	2	12	.167	1	7	.143	2	10	.200	0	0	---	1	2	.500	5	3	1.7
66 Mendoza, Sophia	0	0	---	1	1	1.000	1	1	1.000	0	0	---	0	0	---	0	0	---	0	0	0.0
21 Ogea, Hannah	0	0	---	0	2	.000	0	0	---	0	2	.000	0	0	---	0	1	.000	0	1	0.0
12 Ortiz, Victoria	2	8	.250	8	22	.364	4	15	.267	6	15	.400	0	0	---	5	9	.556	8	6	1.3
11 Sims, Marley	1	6	.167	7	17	.412	3	7	.429	5	16	.313	0	0	---	1	4	.250	8	6	1.3
13 Stagner, Gabby	2	4	.500	7	21	.333	7	15	.467	2	10	.200	0	0	---	3	7	.429	6	4	1.5
14 Welch, Bailey	1	1	1.000	0	8	.000	0	3	.000	1	6	.167	0	0	---	0	3	.000	1	4	0.2
19 Willems, Sasha	1	5	.200	4	20	.200	3	17	.176	2	8	.250	1	1	1.000	3	7	.429	9	7	1.3
Totals	16	57	.281	56	195	.287	38	127	.299	34	125	.272	2	5	.400	24	62	.387	67	69	1.0
Opponents	0	0	---	48	243	.198	25	101	.248	23	142	.162	1	6	.167	15	67	.224	80	43	1.9

Player	pinch hitting			w/runners in scoring pos			w/runner on 3rd and LT 2 out			with 2 outs			success adv runners			2- rnrns			rch	rch	kl
	h	ab	avg	h	ab	avg	rbi	ops	pct	h	ab	avg	adv	ops	pct	out	adv	rnrns	err	fc	kl
6 Allen, Abby	0	2	.000	0	1	.000	0	0	---	0	2	.000	0	2	.000	0	0	3	0	0	0
4 Bockhaus, Brooklynn	0	0	---	1	2	.500	0	0	---	0	5	.000	2	6	.333	0	1	3	0	0	2
18 Brasher, Mackenzie	0	0	---	2	8	.250	1	1	1.000	4	9	.444	9	13	.692	1	3	4	1	2	0
27 Cordova, Odalys	0	0	---	2	11	.182	0	1	.000	2	12	.167	6	18	.333	0	2	8	0	2	0
24 Garrett, Shelby	0	0	---	1	5	.200	1	2	.500	1	4	.250	5	8	.625	2	2	2	1	2	0
9 Gonzalez, Stephanie	1	4	.250	1	4	.250	0	1	.000	1	3	.333	2	5	.400	1	2	6	0	0	0
0 Keel, Meredith	0	0	---	5	9	.556	3	4	.750	2	8	.250	11	17	.647	1	3	5	1	0	0
3 Kropp, Emma	0	0	---	1	3	.333	0	0	---	1	7	.143	2	8	.250	0	0	3	1	1	0
66 Mendoza, Sophia	1	1	1.000	0	0	---	0	0	---	1	1	1.000	0	1	.000	0	0	0	0	0	0
21 Ogea, Hannah	0	2	.000	0	0	---	0	0	---	0	1	.000	0	0	---	0	0	0	0	0	1
12 Ortiz, Victoria	0	0	---	2	9	.222	1	1	1.000	3	7	.429	10	17	.588	4	2	3	2	2	0
11 Sims, Marley	0	1	.000	0	2	.000	1	2	.500	2	5	.400	6	9	.667	0	2	1	1	0	0
13 Stagner, Gabby	0	0	---	4	9	.444	2	2	1.000	2	6	.333	12	16	.750	3	4	3	2	2	1
14 Welch, Bailey	0	0	---	0	1	.000	1	1	1.000	1	3	.333	2	5	.400	0	1	2	1	1	0
19 Willems, Sasha	0	1	.000	2	11	.182	1	3	.333	2	9	.222	6	18	.333	4	3	7	0	0	2
Totals	2	11	.182	21	75	.280	11	18	.611	22	82	.268	73	143	.510	16	25	51	10	12	6
Opponents	1	11	.091	14	48	.292	5	9	.556	16	83	.193	47	117	.402	10	12	51	7	5	27

Success Advancing Runners = percentage of times the batter advanced at least one runner during a plate appearance

#Rnrns Adv w/Out = TOTAL number of runners advanced when the player made an out

INSIDE THE BOX SCORE TEAM GAME-BY-GAME BATTING

Date	Opponent	Total h/ab	vs Left	vs Right	With Runners	Bases Empty	Bases Loaded	With 2-outs	With RBI-op	Reach as Leadoff	3rd and LT 2out	LOB
Feb 10	vs Louisville	3-26	0-0	3-26	1-11	2-15	0-0	0-9	0-7	2-7	1-1	5
Feb 10	vs Northwestern	6-25	4-16	2-9	4-11	2-14	1-1	4-10	2-6	2-7	0-0	3
Feb 11	vs St. John's	7-25	7-25	0-0	5-12	2-13	0-0	2-10	2-6	3-7	1-1	4
Feb 12	vs Indiana	8-28	1-6	7-22	2-17	6-11	0-0	3-10	1-10	5-7	0-1	9
Feb 17	MISSOURI STATE	6-25	0-0	6-25	2-7	4-18	0-0	1-8	1-4	2-7	0-0	5
Feb 17	MISS. VALLEY STATE	10-21	0-0	10-21	6-14	4-7	0-2	1-3	5-11	1-4	7-8	4
Feb 18	MISSOURI STATE	8-23	0-0	8-23	6-16	2-7	1-1	2-7	5-13	2-4	1-3	4
Feb 18	RUTGERS	5-24	0-0	5-24	3-13	2-11	0-0	0-6	0-6	3-6	1-2	4
Feb 19	RUTGERS	8-27	4-9	4-18	3-11	5-16	0-0	5-11	2-5	2-6	0-0	5
Feb 21	at McNeese	11-28	0-1	11-27	6-15	5-13	0-1	4-8	3-7	2-7	0-2	7
Totals		72-252	16-57	56-195	38-127	34-125	2-5	22-82	21-75	24-62	11-18	50
		.286	.281	.287	.299	.272	.400	.268	.280	.387	.611	

INSIDE THE BOX SCORE TEAM GAME-BY-GAME PITCHING

Date	Opponent	Score Score	Total h/ab	vs Left	vs Right	With Runners	Bases Empty	With 2-outs	Reach as Leadoff	Gnd Out	Fly Out	ERA
Feb 10	vs Louisville	2-4	8-34	1-15	7-19	3-21	5-13	1-9	2-8	1	12	0.88
Feb 10	vs Northwestern	5-8	10-30	6-18	4-12	8-16	2-14	6-12	2-7	6	7	4.20
Feb 11	vs St. John's	5-3	6-25	1-9	5-16	3-16	3-9	1-9	3-7	12	3	3.18
Feb 12	vs Indiana	1-5	6-23	2-7	4-16	3-10	3-13	1-7	3-7	7	12	3.14
Feb 17	MISSOURI STATE	1-3	3-24	0-9	3-15	2-5	1-19	3-10	0-7	5	5	3.11
Feb 17	MISS. VALLEY STATE	9-0	0-15	0-0	0-15	0-1	0-14	0-5	0-5	1	3	2.73
Feb 18	MISSOURI STATE	10-0	0-15	0-6	0-9	0-1	0-14	0-5	0-5	2	3	2.43
Feb 18	RUTGERS	4-1	5-25	0-1	5-24	2-7	3-18	1-8	0-7	2	12	2.11
Feb 19	RUTGERS	4-0	5-27	1-5	4-22	3-12	2-15	2-10	2-7	3	12	1.87
Feb 21	at McNeese	3-0	5-25	2-11	3-14	1-12	4-13	1-8	3-7	4	11	1.67
Totals		44-24	48-243	13-81	35-162	25-101	23-142	16-83	15-67	43	80	1.67
			.198	.160	.216	.248	.162	.193	.224			

SOUTH ALABAMA CAREER RECORDS

MISCELLANEOUS

GAMES PLAYED		
1.	222	Blair Johnson (2012-15)
2.	216	Kamdyn Kvistad (2018-22)
3.	213	Christin Crocker (2009-12)
	213	Meghan Collins (2010-13)
	213	Kaleigh Todd (2015-18)
6.	212	Brittany Fowler (2010-13)
7.	211	Kaitlyn Griffith (2012-15)
8.	210	Emily Messer (2013-16)
9.	201	Stephanie Pilkington (2013-16)
	201	Kristian Foster (2015-18)

GAMES STARTED		
1.	221	Blair Johnson (2012-15)
2.	212	Brittany Fowler (2010-13)
3.	211	Kaitlyn Griffith (2012-15)
	211	Meghan Collins (2010-13)
5.	208	Christin Crocker (2009-12)
6.	205	Kamdyn Kvistad (2018-22)
7.	195	Emily Messer (2013-16)
8.	193	Kaleigh Todd (2015-18)
9.	189	Kristian Foster (2015-18)
10.	188	Britany Campbell (2010-13)

PCT. OF GAMES PLAYED / STARTED (GP-GS)		
Min. 100 Games Started		
1.	1.000 (212-212)	Brittany Fowler (2010-13)
	1.000 (166-166)	Tara Donaldson (2007-09)
	1.000 (165-165)	Jenny Stevens (2007-08, '11)
	1.000 (109-109)	Chloe Rathburn (2014-15)
5.	.996 (222-221)	Blair Johnson (2012-15)
6.	.991 (213-211)	Meghan Collins (2010-13)
7.	.986 (211-208)	Christin Crocker (2009-12)
8.	.982 (112-110)	Evelyne Pare (2007-08)
9.	.979 (191-187)	Amanda Minahan (2014-17)
10.	.974 (193-188)	Britany Campbell (2010-13)
11.	.962 (104-100)	Brittani Reid (2018-19)
12.	.959 (195-187)	Alex Breedon (2012-16)
13.	.958 (143-137)	Kristen Hayes (2007-09)
14.	.948 (216-205)	Kamdyn Kvistad (2018-22)
15.	.940 (201-189)	Kristian Foster (2015-18)

CONSECUTIVE STARTS			
1.	189	Meghan Collins	3/28/10 - 5/19/13
2.	183	Kaitlyn Griffith	4/21/12 - 5/17/15
3.	176	Britany Campbell	4/24/10 - 5/19/13
4.	166	Kaleigh Todd	5/15/15 - 5/10/18
5.	160	Stephanie Pilkington	2/6/14 - 5/13/16
6.	158	Kristian Foster	2/11/16 - 5/10/18
7.	144	Christin Crocker	2/22/09 - 2/12/12
8.	141	Brittany Fowler	4/10/10 - 2/28/13
9.	129	Blair Johnson	4/25/12 - 2/17/15
10.	128	Emily Messer	4/2/14 - 5/13/16
11.	122	Haley Hopkins	2/13/10 - 3/17/12
12.	113	Kristin Hayes	2/14/07 - 2/6/09
13.	111	Tara Donaldson	2/14/07 - 5/4/08
14.	109	Chloe Rathburn	2/6/14 - 5/17/15
15.	94	Jenny Stevens	2/14/07 - 4/2/08

HITTING

BATTING AVERAGE		
1.	.374	Kaleigh Todd (2015-18)
2.	.369	Evelyne Pare (2007-08)
3.	.351	Tara Donaldson (2007-09)
4.	.347	Brittany Fowler (2010-13)
5.	.342	Meredith Keel (2021-23)
6.	.338	Mackenzie Brasher (2020-23)
7.	.335	Brittani Reid (2018-19)
8.	.333	Emily Messer (2013-16)
9.	.328	Chloe Rathburn (2014-15)
10.	.320	Victoria Ortiz (2019-23)
11.	.316	Haleigh Lowe (2015-18)
12.	.301	Stephanie Pilkington (2013-16)
	.301	Julie Moss (2011-14)

SLUGGING PERCENTAGE		
1.	.601	Victoria Ortiz (2019-23)
2.	.580	Brittani Reid (2018-Pres.)
3.	.557	Brittany Fowler (2010-13)
4.	.523	Amanda Minahan (2014-17)
5.	.521	Haley Hopkins (2009-12)
6.	.517	Chloe Rathburn (2014-15)
7.	.504	Kaitlyn Griffith (2012-15)
8.	.498	Kamdyn Kvistad (2018-22)
9.	.486	Tara Donaldson (2007-09)
10.	.474	Christin Crocker (2009-12)

ON-BASE PERCENTAGE		
1.	.465	Brittany Fowler (2010-13)
2.	.456	Evelyne Pare (2007-08)
3.	.446	Tara Donaldson (2007-09)
	.446	Kaleigh Todd (2015-18)
5.	.414	Brittani Reid (2018-19)
	.414	Haleigh Lowe (2015-18)
7.	.410	Chloe Rathburn (2014-15)
8.	.404	Stephanie Pilkington (2013-16)
9.	.403	Meghan Collins (2010-13)
10.	.402	Amanda Herron (2014-15)

AT-BATS		
1.	686	Blair Johnson (2012-15)
2.	625	Emily Messer (2013-16)
3.	624	Christin Crocker (2009-12)
4.	618	Kaleigh Todd (2015-18)
5.	617	Kamdyn Kvistad (2018-22)
6.	614	Brittany Fowler (2010-13)
7.	556	Amanda Minahan (2014-17)
8.	554	Kristian Foster (2015-18)
9.	545	Meghan Collins (2010-13)
10.	542	Stephanie Pilkington (2013-16)

RUNS		
1.	162	Brittany Fowler (2010-13)
2.	145	Kaleigh Todd (2015-18)
3.	141	Emily Messer (2013-16)
4.	136	Blair Johnson (2012-15)
5.	120	Christin Crocker (2009-12)
6.	113	Kaitlyn Griffith (2012-15)
7.	112	Stephanie Pilkington (2013-16)
8.	109	Amanda Minahan (2014-17)
9.	107	Meghan Collins (2010-13)
	107	Jenny Stevens (2007-08, '11)

HITS		
1.	231	Kaleigh Todd (2015-18)
2.	213	Brittany Fowler (2010-13)
3.	208	Emily Messer (2013-16)
4.	203	Blair Johnson (2012-15)
5.	172	Kamdyn Kvistad (2018-22)
6.	170	Tara Donaldson (2007-09)
7.	168	Christin Crocker (2009-12)
8.	165	Amanda Minahan (2014-17)
9.	163	Stephanie Pilkington (2013-16)
10.	154	Meghan Collins (2010-13)

EXTRA-BASE HITS (2B-3B-HR)		
1.	69 (34-10-25)	Brittany Fowler (2010-13)
2.	68 (36-4-28)	Christin Crocker (2009-12)
3.	66 (31-10-25)	Amanda Minahan (2014-17)
4.	65 (33-4-28)	Kaitlyn Griffith (2012-15)
5.	63 (40-8-15)	Blair Johnson (2012-15)
	63 (25-1-36)	Kamdyn Kvistad (2018-22)
7.	61 (35-3-23)	Victoria Ortiz (2019-23)
8.	58 (40-1-17)	Meghan Collins (2010-13)
9.	54 (26-4-24)	Haley Hopkins (2009-12)
10.	45 (35-4-6)	Stephanie Pilkington (2013-16)

DOUBLES		
1.	40	Blair Johnson (2012-15)
	40	Meghan Collins (2010-13)
3.	36	Christin Crocker (2009-12)
4.	35	Stephanie Pilkington (2013-16)
	35	Victoria Ortiz (2019-23)
5.	34	Brittany Fowler (2010-13)
7.	33	Kaitlyn Griffith (2012-15)
8.	31	Amanda Minahan (2014-17)
9.	27	Kristian Foster (2015-18)
	27	Kennedy Cronan (2019-22)
10.	26	Haley Hopkins (2009-12)
	26	Chloe Rathburn (2014-15)
	26	Haley Hopkins (2009-12)

TRIPLES		
1.	10	Amanda Minahan (2014-17)
	10	Emily Messer (2013-16)
	10	Brittany Fowler (2010-13)
4.	8	Blair Johnson (2012-15)
5.	7	Britany Campbell (2010-13)
6.	6	Evelyne Pare (2007-08)
	6	Kaleigh Todd (2015-18)
	6	Meredith Keel (2021-23)
9.	5	Julie Moss (2011-14)
	5	Ashley Elmore (2007-08)
	5	Jenny Stevens (2007-08, '11)
	5	Haleigh Lowe (2015-18)

HOME RUNS		
1.	36	Kamdyn Kvistad (2018-22)
2.	28	Christin Crocker (2009-12)
	28	Kaitlyn Griffith (2012-15)
4.	25	Amanda Minahan (2014-17)
	25	Brittany Fowler (2010-13)
6.	24	Haley Hopkins (2009-12)
7.	23	Victoria Ortiz (2019-23)
8.	18	Jenny Stevens (2007-08, '11)
	18	Katelyn Gurich (2017-21)
	18	Abby Krzywiecki (2018-21)

RUNS BATTED IN		
1.	136	Brittany Fowler (2010-13)
2.	128	Kamdyn Kvistad (2018-22)
3.	118	Blair Johnson (2012-15)
4.	115	Christin Crocker (2009-12)
5.	114	Amanda Minahan (2014-17)
6.	111	Kaitlyn Griffith (2012-15)
7.	108	Haley Hopkins (2009-12)
	108	Kristian Foster (2015-18)
9.	98	Stephanie Pilkington (2013-16)
10.	97	Meghan Collins (2010-13)

WALKS		
1.	102	Meghan Collins (2010-13)
2.	95	Brittany Fowler (2010-13)
3.	87	Stephanie Pilkington (2013-16)
4.	78	Kristian Foster (2015-18)
5.	74	Kaleigh Todd (2015-18)
	74	Kamdyn Kvistad (2018-22)
7.	73	Jenny Stevens (2007-08, '11)
8.	71	Carolina Mendoza (2007, 09-11)
9.	70	Tara Donaldson (2007-09)
10.	69	Amanda Minahan (2014-17)

SOUTH ALABAMA CAREER RECORDS

HIT BY PITCHES

1.	56	Kaitlyn Griffith (2012-15)
2.	47	Brittany Fowler (2010-13)
3.	31	Katelyn Gruich (2017-21)
4.	21	Amanda Minahan (2014-17)
	21	Christin Crocker (2009-12)
6.	19	Britany Campbell (2010-13)
	19	Haley Hopkins (2009-12)
8.	14	Tara Donaldson (2007-09)
9.	12	Jenny Stevens (2007-08, 11)
	12	Stephanie Pilkington (2013-16)
	12	Kristian Foster (2015-18)

STOLEN BASES

1.	75	Kaleigh Todd (2015-18)
2.	69	Evelyne Pare (2007-08)
3.	60	Britany Campbell (2010-13)
4.	54	Jenny Stevens (2007-08, '11)
5.	50	Emily Messer (2013-16)
6.	38	Mackenzie Brasher (2020-23)
7.	37	Christin Crocker (2009-12)
8.	36	Gwen Jones (2014-15)
9.	25	Amanda Minahan (2014-17)
10.	24	Kaitlyn Griffith (2012-15)

SACRIFICE FLIES

1.	12	Kaitlyn Griffith (2012-15)
	12	Kristian Foster (2015-18)
3.	8	Emily Messer (2013-16)
	8	Stephanie Pilkington (2013-16)
5.	7	Brittany Fowler (2010-13)
6.	6	Christin Crocker (2009-12)
	6	Chloe Rathburn (2014-15)
	6	Kennedy Cronan (2019-22)
9.	5	Julie Moss (2011-14)
	5	Blair Johnson (2012-15)
	5	Amanda Minahan (2014-17)

SACRIFICE HITS

1.	25	Britany Campbell (2010-13)
2.	22	Blair Johnson (2012-15)
3.	20	Katie McGuire (2007-10)
	20	Christin Crocker (2009-12)
	20	MC Nichols (2017-20)
6.	19	Carolina Mendoza (2007, '09-11)
	19	Julie Moss (2011-14)
8.	18	Haley Richards (2011-12)
9.	16	Stephanie Pilkington (2013-16)
	16	Kristian Foster (2015-18)
	16	Kaleigh Todd (2015-18)
	16	Belle Wolfenden (2021-22)

PITCHING

LOWEST ERA

1.	1.57	Farish Beard (2012-15)
2.	1.62	Hannah Campbell (2011-14)
3.	1.68	Linden Jones (2007)
4.	1.92	Kalen McGill (2015)
	1.92	Devin Brown (2015-18)
6.	2.07	Beth Pilgrim (2007-10)
7.	2.15	Olivia Lackie (2021-23)
8.	2.62	Destin Vicknair (2016-17)
9.	2.80	Katy Neal (2009-12)
10.	3.05	Jenna Hardy (2020-23)

LOWEST OPP. BATTING AVERAGE

1.	.148	Farish Beard (2012-15)
2.	.183	Olivia Lackie (2021-23)
3.	.184	Devin Brown (2015-18)
4.	.193	Linden Jones (2007)
5.	.217	Hannah Campbell (2011-14)
6.	.227	Beth Pilgrim (2007-10)
7.	.231	Morgan Druhan (2010-11)
8.	.247	Allie Hughes (2020-22)
9.	.252	Katy Neal (2009-12)
10.	.253	Destin Vicknair (2016-17)
11.	.262	Jenna Hardy (2020-23)
12.	.268	Kalen McGill (2015)

FEWEST WALKS ALLOWED / 7 INN. GAME

1.	0.93	Kalen McGill (2015)
2.	1.24	Hannah Campbell (2011-14)
3.	1.50	Beth Pilgrim (2007-10)
4.	1.72	Linden Jones (2007)
5.	2.18	Destin Vicknair (2016-17)
	2.18	Katy Neal (2009-12)
7.	2.34	Farish Beard (2012-15)
8.	2.48	Amanda Leggett (2007-08)
9.	2.57	Devin Brown (2015-18)
10.	3.31	Alexis Reid (2018-19)

MOST STRIKEOUTS / 7 INN. GAME

1.	9.28	Farish Beard (2012-15)
2.	9.20	Olivia Lackie (2021-23)
3.	8.90	Devin Brown (2015-18)
4.	8.36	Morgan Druhan (2010-11)
5.	8.31	Linden Jones (2007)
6.	6.98	Beth Pilgrim (2007-10)
7.	5.89	Hannah Campbell (2011-14)
8.	4.84	Katy Neal (2009-12)
9.	4.70	Amanda Leggett (2007-08)
10.	3.95	Kalen McGill (2015)

WINS

1.	83	Hannah Campbell (2011-14)
2.	69	Devin Brown (2015-18)
3.	63	Farish Beard (2012-15)
4.	53	Beth Pilgrim (2007-10)
5.	38	Olivia Lackie (2021-22)
6.	27	Destin Vicknair (2016-17)
7.	21	Katy Neal (2009-12)
	21	Alexis Reid (2018-19)
9.	20	Linden Jones (2007)
10	16	Kalen McGill (2015)
	16	Jenna Hardy (2020-22)

SAVES

1.	16	Hannah Campbell (2011-14)
2.	8	Beth Pilgrim (2007-10)
	8	Devin Brown (2015-18)
4.	7	Olivia Lackie (2021-22)
5.	4	Kalen McGill (2015)
6.	2	Katy Neal (2009-12)
	2	Jessica Dobson (2012-13)
	2	Morgan Druhan (2010-11)
	2	Samantha Yarbrough (2019-Pres.)
10.	1	Farish Beard (2012-15)
	1	Linden Jones (2007)
	1	Shannon Smith (2008-09)
	1	Alexis Reid (2018-19)
	1	Kaitlyn Hughes (2021-23)
	1	Jenna Hardy (2020-23)

APPEARANCES

1.	149	Hannah Campbell (2011-14)
2.	143	Beth Pilgrim (2007-10)
3.	142	Devin Brown (2015-18)
4.	94	Farish Beard (2012-15)
5.	81	Olivia Lackie (2021-23)
6.	67	Jenna Hardy (2020-23)
7.	66	Alexis Reid (2018-19)
8.	55	Katy Neal (2009-12)
9.	51	Destin Vicknair (2016-17)
10.	43	Amanda Leggett (2007-08)

MOST GAMES STARTED

1.	112	Beth Pilgrim (2007-10)
2.	109	Hannah Campbell (2011-14)
3.	107	Devin Brown (2015-18)
4.	78	Farish Beard (2012-15)
5.	53	Alexis Reid (2018-19)
6.	52	Olivia Lackie (2021-23)
7.	45	Destin Vicknair (2016-17)
	45	Jenna Hardy (2020-23)
9.	34	Katy Neal (2009-12)
10.	31	Allie Hughes (2020-22)

COMPLETE GAMES

1.	93	Hannah Campbell (2011-14)
2.	77	Beth Pilgrim (2007-10)
	77	Devin Brown (2015-18)
4.	43	Farish Beard (2012-15)
5.	36	Olivia Lackie (2021-23)
6.	30	Alexis Reid (2018-19)
7.	27	Destin Vicknair (2016-17)
8.	20	Linden Jones (2007)
9.	14	Amanda Leggett (2007-08)
	14	Morgan Druhan (2010-11)
--	13	Jenna Hardy (2020-23)

SHUTOUTS

1.	31	Devin Brown (2015-18)
2.	28	Hannah Campbell (2011-14)
3.	21	Farish Beard (2012-15)
4.	20	Beth Pilgrim (2007-10)
	20	Olivia Lackie (2021-23)
6.	7	Destin Vicknair (2016-17)
	7	Alexis Reid (2018-19)
8.	6	Linden Jones (2007)
9.	4	Jenna Hardy (2020-23)
10.	3	Amanda Leggett (2007-08)

COMBINED SHUTOUTS

1.	8	Farish Beard (2012-15)
2.	7	Hannah Campbell (2011-14)
3.	5	Kaleigh Floore (2012-15)
4.	4	Beth Pilgrim (2007-10)
5.	3	Jessica Dobson (2012-13)
	3	Olivia Lackie (2021-23)
7.	2	Katy Neal (2009-12)
	2	Devin Brown (2015-18)
9.	1	Shannon Smith (2008-09)
	1	Holly McKinnon (2014)
	1	Amanda Leggett (2007-08)
	1	Destin Vicknair (2016-17)
	1	Chandler Sparkman (2017)
	1	Alexis Reid (2018-19)
	1	Allie Hughes (2020-22)
	1	Madison Lagle (2023)
	1	Jenna Hardy (2020-23)

INNINGS PITCHED

1.	791.1	Hannah Campbell (2011-13)
2.	737.0	Beth Pilgrim (2007-10)
3.	733.0	Devin Brown (2015-18)
4.	454.2	Farish Beard (2012-15)
5.	381.0	Olivia Lackie (2021-23)
6.	319.1	Alexis Reid (2018-19)
7.	275.2	Destin Vicknair (2016-17)
8.	275.0	Jenna Hardy (2020-23)
9.	215.1	Katy Neal (2009-12)
10.	195.1	Linden Jones (2007)

STRIKEOUTS

1.	932	Devin Brown (2015-18)
2.	735	Beth Pilgrim (2007-10)
3.	666	Hannah Campbell (2011-14)
4.	603	Farish Beard (2012-15)
5.	496	Olivia Lackie (2021-22)
6.	232	Linden Jones (2007)
7.	215	Morgan Druhan (2010-11)
8.	200	Jenna Hardy (2020-22)
9.	185	Destin Vicknair (2016-17)
10.	164	Alexis Reid (2018-19)

SOUTH ALABAMA MULTIPLE-HIT AND MULTIPLE-RBI GAMES

CAREER MULTIPLE-HIT GAMES

Rank	Player	Season(s)	Total
1.	Kaleigh Todd	2015-18	63
2.	Brittany Fowler	2010-14	57
3.	Emily Messer	2013-16	55
4.	Tara Donaldson	2007-09	51
5.	Blair Johnson	2012-15	48
6.	Amanda Minahan	2014-17	41
	Stephanie Pilkington	2013-16	41
8.	Kamdyn Kvistad	2018-22	37
9.	Jenny Stevens	2007-08, '11	36
10.	Christin Crocker	2009-12	35
11.	Megan Collins	2010-13	34
12.	Haley Hopkins	2009-12	33
	Evelyne Pare	2007-08	33
14.	Mackenzie Brasher	2020-22	32
	Victoria Ortiz	2019-22	32
16.	Kristian Foster	2015-18	31
	Haleigh Lowe	2015-18	31
18.	Katie McGuire	2007-10	29
	Brittani Reid	2018-19	29
20.	Meredith Keel	2021-22	28
21.	Brittany Campbell	2010-13	27
22.	Julie Moss	2011-14	26
23.	Kaitlyn Griffith	2012-15	25
	MC Nichols	2017-20	25
25.	Kennedy Cronan	2019-22	24

SINGLE-SEASON MULTIPLE-HIT GAMES

Rank	Player	Season	Total
1.	Kaleigh Todd	2017	25
2.	Emily Messer	2016	23
3.	Tara Donaldson	2007	21
4.	Kaleigh Todd	2018	19
5.	Kaleigh Todd	2016	17
	Brittany Fowler	2011	17
	Tara Donaldson	2009	17
	Evelyn Pare	2008	17
	Brittani Reid	2019	17
10.	Emily Messer	2015	16
	Stephanie Pilkington	2014	16
	Katie McGuire	2007	16
	Evelyne Pare	2007	16
	Meredith Keel	2021	16
15.	Stephanie Pilkington	2015	15
	Chloe Rathburn	2015	15
	Blair Johnson	2013	15
	Julie Moss	2013	15
	Alyssa Linn	2012	15
	Jenny Stevens	2007	15
21.	Amanda Minahan	2014	14
	Brittany Fowler	2013	14
	Brittany Fowler	2012	14
	Haley Hopkins	2012	14
	Corey Race	2007	14
	Victoria Ortiz	2019	14
	Mackenzie Brasher	2021	14
29.	Kristian Foster	2017	13
	Haley Fagan	2013	13
	Haley Hopkins	2011	13
	Tara Donaldson	2008	13
33.	Amanda Minahan	2015	12
	Blair Johnson	2014	12
	Blair Johnson	2012	12
	Brittany Fowler	2011	12
	Megan Collins	2011	12
	Christin Crocker	2009	12
	Brittani Reid	2018	12
	Kamdyn Kvistad	2019	12
	Kennedy Cronan	2019	12

CAREER MULTIPLE-RBI GAMES

Rank	Player	Season(s)	Total
1.	Brittany Fowler	2010-13	33
2.	Amanda Minahan	2014-17	32
3.	Kamdyn Kvistad	2018-22	31
4.	Kaitlyn Griffith	2012-15	30
	Blair Johnson	2012-15	30
6.	Megan Collins	2010-13	28
7.	Christin Crocker	2009-12	26
	Haley Hopkins	2009-12	26
9.	Kristian Foster	2015-18	25
10.	Chloe Rathburn	2014-15	24
11.	Stephanie Pilkington	2013-16	23
	Kennedy Cronan	2019-22	23
13.	Jenny Stevens	2007-08, '11	22
	Tara Donaldson	2007-09	22
	Victoria Ortiz	2019-22	22
16.	Abby Krzywiecki	2017-21	19
17.	Haleigh Lowe	2015-18	18
18.	Alex Breeden	2012-14, '16	17
	Julie Moss	2010-13	17
20.	Haley Fagan	2013	14
	Carolina Mendoza	2007-09, '11	14
	Brittani Reid	2018-19	14
	Katelyn Guich	2017-21	14

SINGLE-SEASON MULTIPLE-RBI GAMES

Rank	Player	Season	Total
1.	Chloe Rathburn	2015	17
2.	Haley Fagan	2013	14
	Brittany Fowler	2011	14
4.	Haley Hopkins	2011	13
5.	Kaitlyn Griffith	2015	12
	Blair Johnson	2013	12
7.	Julie Moss	2013	11
	Megan Collins	2012	11
	Tara Donaldson	2007	11
	Kennedy Cronan	2021	11
11.	Kristian Foster	2017	10
	Amanda Minahan	2016	10
	Jenny Stevens	2007	10
	Kamdyn Kvistad	2019	10
	Victoria Ortiz	2022	10
16.	Amanda Minahan	2017	9
	Kaitlyn Griffith	2013	9
	Brittany Fowler	2012	9
	Christin Crocker	2011	9
	Tara Donaldson	2009	9
	Haleigh Lowe	2018	9
	Kennedy Cronan	2019	9
	Abby Krzywiecki	2021	9
25.	Stephanie Pilkington	2016	8
	Megan Collins	2013	8
	Brittany Fowler	2013	8
	Haley Hopkins	2010	8
	Christin Crocker	2009	8
	Corey Race	2007	8
	Abby Krzywiecki	2019	8
	Kamdyn Kvistad	2022	8
32.	Amanda Minahan	2016	7
	Stephanie Pilkington	2015	7
	Kaitlyn Griffith	2014	7
	Blair Johnson	2014	7
	Stephanie Pilkington	2014	7
	Chloe Rathburn	2014	7
	Blair Johnson	2012	7
	Megan Collins	2011	7
	Jenny Stevens	2011	7
	Katie McGuire	2007	7
	Evelyne Pare	2007	7
	Kamdyn Kvistad	2021	7

BOLD and *ITALICS* indicates current South Alabama Player

LARGEST MARGIN OF VICTORY

Date	Opponent	Score	Margin	Location
2/19/11	Evansville	18-0	+18	Mobile, Ala.
4/17/07	Alabama AGM	17-0	+17	Mobile, Ala.
2/18/12	Southern Illinois	16-0	+16	Jacksonville, Ala.
3/19/11	Western Kentucky	17-1	+16	Mobile, Ala.
4/25/07	Nicholls State	17-1	+16	Mobile, Ala.
4/6/07	ULM	15-1	+16	Monroe, La.
3/7/12	Southeastern Louisiana	16-1	+15	Mobile, Ala.
2/11/11	Alabama AGM	15-0	+15	Birmingham, Ala.
4/16/16	Georgia Southern	14-0	+14	Statesboro, Ga.
4/20/13	ULM	14-0	+14	Monroe, La.
2/20/10	Belmont	15-2	+13	Mobile, Ala.
2/13/16	Central Arkansas	12-0	+12	Gulf Shores, Ala.
2/9/14	Austin Peay	12-0	+12	Mobile, Ala.
2/12/11	Alabama State	13-1	+12	Birmingham, Ala.
2/24/07	Grambling State	13-1	+12	Mobile, Ala.
2/17/07	Belmont	12-0	+12	Jacksonville, Ala.
5/12/21	Appalachian State	11-0	+11	Troy, Ala.
4/12/15	Georgia Southern	11-0	+11	Mobile, Ala.
4/13/13	North Texas	12-1	+11	Mobile, Ala.
2/13/09	Coastal Carolina	12-1	+11	Gainesville, Fla.
4/17/07	Alabama AGM	11-0	+11	Mobile, Ala.

LARGEST MARGIN OF DEFEAT

Date	Opponent	Score	Margin	Location
2/27/09	Arizona State	5-20	-15	Tempe, Ariz.
3/24/19	Louisiana	0-14	-14	Mobile, Ala.
2/21/18	Florida State	1-14	-13	Mobile, Ala.
2/14/09	Florida	0-13	-13	Gainesville, Fla.
5/15/21	Louisiana	3-15	-12	Troy, Ala.
4/13/18	ULM	1-13	-12	Mobile, Ala.
2/11/12	Alabama	1-12	-11	Mobile, Ala.
3/5/10	LSU	0-11	-11	Baton Rouge, La.
5/22/21	Florida	0-10	-10	Gainesville, Fla.
3/10/20	LSU	1-11	-10	Baton Rouge, La.
2/8/20	Minnesota	0-10	-10	Clearwater, Fla.
2/23/18	Minnesota	3-13	-10	Kissimmee, Fla.
5/13/11	Louisiana	0-10	-10	Lafayette, La.
3/17/19	Texas State	2-12	-10	Mobile, Ala.
2/23/20	Stephen F. Austin	0-9	-9	Mobile, Ala.
4/17/10	Louisiana	0-9	-9	Lafayette, La.
2/14/10	Samford	2-11	-9	Mobile, Ala.

MILESTONE WINS

OVERALL WINS

Win#	Opponent	Score	Date	Location	Coach
1	Belmont	12-0 (5)	2/17/07	Jacksonville, Ala.	Becky Clark
50	Middle Tennessee	2-0	3/21/08	Mobile, Ala.	Becky Clark
100	UAB	2-1	4/7/10	Birmingham, Ala.	Becky Clark
150	Lipscomb	9-2	3/2/12	Orlando, Fla.	Becky Clark
200	Samford	4-0	3/3/13	Birmingham, Ala.	Becky Clark
250	Illinois	5-2 (8)	3/9/14	Boca Raton, Fla.	Becky Clark
300	UTA	9-1	4/4/15	Arlington, Texas	Becky Clark
350	Central Arkansas	6-1	2/11/17	Mobile, Ala.	Becky Clark
400	McNeese State	9-6	3/28/18	Mobile, Ala.	Becky Clark
450	Coastal Carolina	5-3	3/19/21	Conway, S.C.	Becky Clark
*499	McNeese State	3-0	2/21/23	Lake Charles, La.	Becky Clark

* Current Number in Category

HOME WINS

Win#	Opponent	Score	Date	Coach
1	Grambling State	13-1 (5)	2/24/07	Becky Clark
25	Northwestern State	11-2	2/6/09	Becky Clark
50	Jackson State	1-0	3/10/11	Becky Clark
75	Troy	5-2	5/5/12	Becky Clark
100	Austin Peay	12-0 (5)	2/9/14	Becky Clark
125	Georgia Southern	7-0	4/11/15	Becky Clark
150	Jacksonville State	1-0	2/11/17	Becky Clark
175	ULM	6-1	4/13/18	Becky Clark
200	Butler	7-5	2/20/21	Becky Clark
*227	Rutgers	4-0	2/18/23	Becky Clark

SUN BELT WINS

Win#	Opponent	Score	Date	Location	Coach
1	North Texas	1-0	3/17/07	Mobile, Ala.	Becky Clark
25	Louisiana	3-1	4/10/09	Mobile, Ala.	Becky Clark
50	Troy	4-3	5/7/11	Troy, Ala.	Becky Clark
75	Middle Tennessee	9-1	4/6/13	Murfreesboro, Tenn.	Becky Clark
100	ULM	2-0	3/15/15	Monroe, La.	Becky Clark
150	Georgia Southern	8-0	3/18/18	Statesboro, Ga.	Becky Clark
*197	Troy	9-0 (6)	5/7/22	Troy, Ala.	Becky Clark

2022 SOUTH ALABAMA SOFTBALL | OVERALL STATS

Record: 6-4 Home: 4-1 Away: 1-0 Neutral: 1-3 SBC: 0-0

Player	avg	gp-gs	ab	r	h	2b	3b	hr	rbi	tb	slg%	bb	hp	so	gdp	ob%	sf	sh	sb-att	po	a	e	fld%
66 Mendoza, Sophia	1.000	1-0	1	0	1	0	0	0	0	1	1.000	0	0	0	0	1.000	0	0	0-0	0	0	0	.000
0 Keel, Meredith	.429	10-10	28	5	12	1	0	0	6	13	.464	4	1	2	0	.500	1	1	4-4	9	18	2	.931
13 Stagner, Gabby	.360	10-10	25	6	9	4	0	1	8	16	.640	4	0	4	0	.448	0	0	0-0	41	0	1	.976
11 Sims, Marley	.348	10-9	23	5	8	0	0	0	1	8	.348	1	0	1	0	.375	0	1	4-4	18	7	1	.962
27 Cordova, Odalys	.333	10-10	30	6	10	2	1	0	3	14	.467	1	0	3	0	.355	0	0	2-3	20	6	1	.963
12 Ortiz, Victoria	.333	10-10	30	8	10	1	0	1	5	14	.467	1	0	5	0	.344	1	0	0-0	8	0	0	1.000
18 Brasher, Mackenzie	.323	10-10	31	8	10	0	0	0	2	10	.323	4	0	2	0	.400	0	0	6-6	5	0	2	.714
19 Willems, Sasha	.200	10-9	25	4	5	1	0	0	5	6	.240	2	2	5	1	.310	0	1	0-0	44	6	1	.980
3 Kropp, Emma	.176	6-6	17	0	3	0	0	0	0	3	.176	1	0	5	0	.222	0	0	0-0	32	3	0	1.000
9 Gonzalez, Stephanie	.125	6-2	8	0	1	1	0	0	1	2	.250	0	0	1	1	.125	0	1	0-0	1	0	2	.333
14 Welch, Bailey	.111	8-5	9	1	1	0	0	0	1	1	.111	1	0	3	0	.200	0	1	0-0	15	0	1	.938
4 Bockhaus, Brooklyn	.100	7-5	10	0	1	0	0	0	1	1	.100	0	0	5	0	.100	0	1	0-0	7	1	0	1.000
24 Garrett, Shelby	.091	4-4	11	1	1	0	0	0	3	1	.091	1	0	2	0	.167	0	0	0-0	0	0	0	.000
6 Allen, Abby	.000	3-0	2	0	0	0	0	0	0	0	.000	0	0	2	0	.000	0	0	0-0	0	0	0	.000
21 Ogea, Hannah	.000	2-0	2	0	0	0	0	0	0	0	.000	0	0	1	0	.000	0	0	0-0	0	0	0	.000
Totals	.286	10	252	44	72	10	1	2	36	90	.357	20	3	41	2	.343	2	6	16-17	201	50	11	.958
Opponents	.198	10	243	24	48	5	2	2	22	63	.259	18	5	74	0	.265	2	7	3-4	189	73	18	.936

LOB - Team (51), Opp (51). DPs turned - Team (1), Opp (5).

(All games Sorted by Earned run avg)

Player	era	w-l	app	gs	cg	sho	sv	ip	h	r	er	bb	so	2b	3b	hr	b/avg	wp	hp	bks	sfa	sha
22 Lagle, Madison	0.00	0-0	2	0	0	0/1	0	1.2	0	0	0	2	2	0	0	0	.000	1	0	0	0	0
99 Lackie, Olivia	1.60	4-2	8	5	2	2/2	0	30.2	21	12	7	7	38	4	1	0	.191	1	4	0	2	3
35 Hardy, Jenna	1.82	2-2	7	5	2	0/1	1	34.2	27	12	9	9	34	1	1	2	.211	0	1	0	0	4
Totals	1.67	6-4	10	10	4	4/2	1	67.0	48	24	16	18	74	5	2	2	.198	2	5	0	2	7
Opponents	3.44	4-6	10	10	3	0/0	2	63.0	72	44	31	20	41	10	1	2	.286	7	3	0	2	6

PB - Team (2), S. Willems 1, E. Kropp 1, Opp (1). SBA/ATT - J. Hardy (3-3), S. Willems (2-2), E. Kropp (1-2), O. Lackie (0-1).

2023 SOUTH ALABAMA SOFTBALL | IN WINS

Player	avg	gp-gs	ab	r	h	2b	3b	hr	rbi	tb	slg%	bb	hp	so	gdp	ob%	sf	sh	sb-att	po	a	e	fld%
66 Mendoza, Sophia	1.000	1-0	1	0	1	0	0	0	0	1	1.000	0	0	0	0	1.000	0	0	0-0	0	0	0	.000
13 Stagner, Gabby	.500	6-6	16	5	8	4	0	1	8	15	.938	1	0	1	0	.529	0	0	0-0	25	0	0	1.000
12 Ortiz, Victoria	.471	6-6	17	7	8	1	0	1	5	12	.706	1	0	0	0	.474	1	0	0-0	4	0	0	1.000
0 Keel, Meredith	.471	6-6	17	4	8	1	0	0	4	9	.529	2	0	2	0	.526	0	1	3-3	6	9	1	.938
27 Cordova, Odalys	.389	6-6	18	6	7	1	1	0	3	10	.556	1	0	2	0	.421	0	0	2-2	9	3	1	.923
11 Sims, Marley	.308	6-6	13	3	4	0	0	0	1	4	.308	1	0	1	0	.357	0	1	4-4	11	5	1	.941
18 Brasher, Mackenzie	.294	6-6	17	6	5	0	0	0	1	5	.294	3	0	1	0	.400	0	0	6-6	3	0	1	.750
19 Willems, Sasha	.267	6-6	15	3	4	0	0	0	2	4	.267	2	1	2	1	.389	0	1	0-0	37	6	1	.977
4 Bockhaus, Brooklyn	.167	3-3	6	0	1	0	0	0	1	1	.167	0	0	2	0	.167	0	0	0-0	5	0	0	1.000
3 Kropp, Emma	.167	2-2	6	0	1	0	0	0	0	1	.167	0	0	1	0	.167	0	0	0-0	6	1	0	1.000
14 Welch, Bailey	.167	5-3	6	0	1	0	0	0	1	1	.167	1	0	1	0	.286	0	0	0-0	7	0	0	1.000
24 Garrett, Shelby	.091	4-4	11	1	1	0	0	0	3	1	.091	1	0	2	0	.167	0	0	0-0	0	0	0	.000
9 Gonzalez, Stephanie	.000	3-0	3	0	0	0	0	0	0	0	.000	0	0	0	1	.000	0	0	0-0	0	0	0	.000
21 Ogea, Hannah	.000	2-0	2	0	0	0	0	0	0	0	.000	0	0	1	0	.000	0	0	0-0	0	0	0	.000
Totals	.331	6	148	35	49	7	1	2	29	64	.432	13	1	16	2	.387	1	3	15-15	114	27	5	.966
Opponents	.159	6	132	4	21	0	1	0	3	23	.174	7	5	44	0	.229	0	4	2-2	102	40	12	.922

LOB - Team (29), Opp (30). DPs turned - Team (1), Opp (4).

(Games won Sorted by Earned run avg)

Player	era	w-l	app	gs	cg	sho	sv	ip	h	r	er	bb	so	2b	3b	hr	b/avg	wp	hp	bk	sfa	sha
35 Hardy, Jenna	0.00	2-0	3	1	1	0/1	1	13.1	12	2	0	1	10	0	0	0	.240	0	1	0	0	2
22 Lagle, Madison	0.00	0-0	1	0	0	0/1	0	1.0	0	0	0	1	1	0	0	0	.000	0	0	0	0	0
99 Lackie, Olivia	0.30	4-0	5	5	2	2/2	0	23.2	9	2	1	5	33	0	1	0	.114	0	4	0	0	2
Totals	0.18	6-0	6	6	3	4/2	1	38.0	21	4	1	7	44	0	1	0	.159	0	5	0	0	4
Opponents	5.15	0-6	6	6	2	0/0	0	34.0	49	35	25	13	16	7	1	2	.331	4	1	0	1	3

PB - Team (1), S. Willems 1. SBA/ATT - S. Willems (2-2), J. Hardy (2-2).

2023 SOUTH ALABAMA SOFTBALL | IN LOSSES

Player	avg	gp-gs	ab	r	h	2b	3b	hr	rbi	tb	slg%	bb	hp	so	gdp	ob%	sf	sh	sb-att	po	a	e	fld%
11 Sims, Marley	.400	4-3	10	2	4	0	0	0	0	4	.400	0	0	0	0	.400	0	0	0-0	7	2	0	1.000
0 Keel, Meredith	.364	4-4	11	1	4	0	0	0	2	4	.364	2	1	0	0	.467	1	0	1-1	3	9	1	.923
18 Brasher, Mackenzie	.357	4-4	14	2	5	0	0	0	1	5	.357	1	0	1	0	.400	0	0	0-0	2	0	1	.667
27 Cordova, Odalys	.250	4-4	12	0	3	1	0	0	0	4	.333	0	0	1	0	.250	0	0	0-1	11	3	0	1.000
9 Gonzalez, Stephanie	.200	3-2	5	0	1	1	0	0	1	2	.400	0	0	1	0	.200	0	1	0-0	1	0	2	.333
3 Kropp, Emma	.182	4-4	11	0	2	0	0	0	0	2	.182	1	0	4	0	.250	0	0	0-0	26	2	0	1.000
12 Ortiz, Victoria	.154	4-4	13	1	2	0	0	0	0	2	.154	0	0	5	0	.154	0	0	0-0	4	0	0	1.000
13 Stagner, Gabby	.111	4-4	9	1	1	0	0	0	0	1	.111	3	0	3	0	.333	0	0	0-0	16	0	1	.941
19 Willems, Sasha	.100	4-3	10	1	1	1	0	0	3	2	.200	0	1	3	0	.182	0	0	0-0	7	0	0	1.000
4 Bockhaus, Brooklyn	.000	4-2	4	0	0	0	0	0	0	0	.000	0	0	3	0	.000	0	1	0-0	2	1	0	1.000
14 Welch, Bailey	.000	3-2	3	1	0	0	0	0	0	0	.000	0	0	2	0	.000	0	1	0-0	8	0	1	.889
6 Allen, Abby	.000	3-0	2	0	0	0	0	0	0	0	.000	0	0	2	0	.000	0	0	0-0	0	0	0	.000
Totals	.221	4	104	9	23	3	0	0	7	26	.250	7	2	25	0	.281	1	3	1-2	87	23	6	.948
Opponents	.243	4	111	20	27	5	1	2	19	40	.360	11	0	30	0	.306	2	3	1-2	87	33	6	.952

LOB - Team (22), Opp (21). DPs turned - Team (0), Opp (1).

(Games lost Sorted by Earned run avg)

Player	era	w-l	app	gs	cg	sho	sv	ip	h	r	er	bb	so	2b	3b	hr	b/avg	wp	hp	bk	sfa	sha
22 Lagle, Madison	0.00	0-0	1	0	0	0/0	0	0.2	0	0	0	1	1	0	0	0	.000	1	0	0	0	0
35 Hardy, Jenna	2.95	0-2	4	4	1	0/0	0	21.1	15	10	9	8	24	1	1	2	.192	0	0	0	0	2
99 Lackie, Olivia	6.00	0-2	3	0	0	0/0	0	7.0	12	10	6	2	5	4	0	0	.387	1	0	0	2	1
Totals	3.62	0-4	4	4	1	0/0	0	29.0	27	20	15	11	30	5	1	2	.243	2	0	0	2	3
Opponents	1.45	4-0	4	4	1	0/0	2	29.0	23	9	6	7	25	3	0	0	.221	3	2	0	1	3

PB - Team (1), E. Kropp 1, Opp (1). SBA/ATT - E. Kropp (1-2), J. Hardy (1-1), O. Lackie (0-1).

2022 SOUTH ALABAMA SOFTBALL | SEASON / CAREER STATS

Player	SEASON										CAREER																	
	Avg	G-GS	AB	R	H	2B	3B	HR	RBI	BB	Hbp	SO	Sb	Att	Avg	G-GS	AB	R	H	2B	3B	HR	RBI	BB	Hbp	SO	Sb	Att
66 Mendoza, Sophia	1.000	1-0	1	0	1	0	0	0	0	0	0	0	0	0-0	1.000	1-0	1	0	1	0	0	0	0	0	0	0	0	0-0
0 Keel, Meredith	.429	10-10	28	5	12	1	0	0	6	4	1	2	4-4		.342	105-103	292	42	100	12	6	1	27	12	3	32	11	13
13 Stagner, Gabby	.360	10-10	25	6	9	4	0	1	8	4	0	4	0-0		.244	47-43	123	17	30	7	0	7	33	11	1	30	1	1
11 Sims, Marley	.348	10-9	23	5	8	0	0	0	1	1	0	1	4-4		.348	10-9	23	5	8	0	0	0	1	1	0	1	4	4
27 Cordova, Odalys	.333	10-10	30	6	10	2	1	0	3	1	0	3	2-3		.293	15-14	41	7	12	2	1	0	3	1	0	6	2	4
12 Ortiz, Victoria	.333	10-10	30	8	10	1	0	1	5	1	0	5	0-0		.320	134-126	391	72	125	35	3	23	82	32	10	71	3	7
18 Brasher, Mackenzie	.323	10-10	31	8	10	0	0	0	2	4	0	2	6-6		.338	133-126	373	77	126	4	0	0	14	25	3	48	38	43
19 Willems, Sasha	.200	10-9	25	4	5	1	0	0	5	2	2	5	0-0		.200	10-9	25	4	5	1	0	0	5	2	2	5	0	0
3 Kropp, Emma	.176	6-6	17	0	3	0	0	0	0	1	0	5	0-0		.221	58-38	113	7	25	3	1	2	11	8	3	39	2	2
9 Gonzalez, Stephanie	.125	6-2	8	0	1	1	0	0	1	0	0	1	0-0		.192	33-27	78	4	15	4	0	3	12	1	0	19	0	1
14 Welch, Bailey	.111	8-5	9	1	1	0	0	0	1	1	0	3	0-0		.195	67-36	87	14	17	4	1	0	6	14	1	31	3	3
4 Bockhaus, Brooklyn	.100	7-5	10	0	1	0	0	0	1	0	0	5	0-0		.100	7-5	10	0	1	0	0	0	1	0	0	5	0	0
24 Garrett, Shelby	.091	4-4	11	1	1	0	0	0	3	1	0	2	0-0		.091	4-4	11	1	1	0	0	0	3	1	0	2	0	0
6 Allen, Abby	.000	3-0	2	0	0	0	0	0	0	0	0	2	0-0		.197	74-62	152	30	30	4	3	7	19	43	5	55	3	5
21 Ogea, Hannah	.000	2-0	2	0	0	0	0	0	0	0	0	1	0-0		.000	6-0	6	0	0	0	0	0	0	0	0	3	0	0
Totals	.286	10-10	252	44	72	10	1	2	36	20	3	41	16-17															
Opponents	.198	10-10	243	24	48	5	2	2	22	18	5	74	7	4														

(All games Sorted by Earned run avg)

Player	SEASON												CAREER													
	ERA	W-L	App	GS	CG	Sho	Sv	IP	H	R	ER	BB	SO	ERA	W-L	App	GS	CG	Sho	Sv	IP	H	R	ER	BB	SO
22 Lagle, Madison	0.00	0-0	2	0	0	0	0	1.2	0	0	0	2	2	0.00	0-0	2	0	0	0	0	0	1.2	0	0	2	2
99 Lackie, Olivia	1.60	4-2	8	5	2	2	0	30.2	21	12	7	7	38	2.15	38-22	81	52	36	16	7	381.0	246	137	117	142	496
35 Hardy, Jenna	1.82	2-2	7	5	2	0	1	34.2	27	12	9	9	34	3.05	16-22	67	45	13	3	1	275.0	285	158	120	86	200
Totals	1.67	6-4	10	10	4	4	1	67.0	48	24	16	18	74													
Opponents	3.44	4-6	10	10	3	0	2	63.0	72	44	31	20	41													

0

Meredith KEEL

Graduate | 5-4 | INF | L-R

Undergrad Degree: Health Sciences - Health Management

Ashville, Ohio | Wright State University | Teays Valley HS

	2023				Career
Hitting Streak	5				7
Reached Base Streak	7				8*
Multiple Hit Games	2	3	4	5+	Total
2019*	7	1	-	-	8
2020*	2	2	-	-	4
2021	13	3	-	-	16
2022	7	1	-	-	8
2023	4	-	-	-	4
Career	33	7	-	-	40
Multiple RBI Games	2	3	4	5+	Total
2019*	2	-	-	-	2
2020*	-	2	-	-	2
2021	2	1	-	-	3
2022	-	-	-	-	-
2023	1	-	-	-	1
Career	5	3	-	-	8

* - at Wright State

CAREER HIGHS

Runs 3, at Youngstown State (4/16/19)*
Hits 3, 7x, last vs. Nicholls State (3/16/22)
Doubles 2, at Georgia (2/12/21)
Triples 1, 9x, last vs. Georgia State (5/11/22)
Home Runs 1, at ULM (4/22/22)
RBI 3, 3x, last at Troy (5/14/20)
Walks 4, vs. Valparaiso (2/24/19)*
Stolen Bases 2, 3x, last vs. Mississippi Valley State (2/17/23)

2 Erin McGLOTHLIN					
Freshman (RS) 5-6 OF L-R			Major: Emergency Medical Services		
Homestead, Fla. Keys Gate Charter School					
	2023				Career
Hitting Streak	--				--
Reached Base Streak	--				--
Multiple Hit Games	2	3	4	5+	Total
2023	--	--	--	--	--
Career	--	--	--	--	--
Multiple RBI Games	2	3	4	5+	Total
2023	--	--	--	--	--
Career	--	--	--	--	--
CAREER HIGHS					
Runs	1, 2x, last vs. Liberty (2/20/22)				
Hits	--				
Doubles	--				
Triples	--				
Home Run	--				
RBI	--				
Walks	--				
Stolen Bases	--				

3

Emma KROPP

Senior | 5-9 | UTL | R-R

Fairhope, Ala. | Fairhope HS

Major: Exercise Science

	2023				Career
Hitting Streak	2				5
Reached Base Streak	3				5
Multiple Hit Games	2	3	4	5+	Total
2020	-	-	-	-	-
2021	-	-	-	-	-
2022	3	-	-	-	3
2023	-	-	-	-	-
Career	3	-	-	-	3
Multiple RBI Games	2	3	4	5+	Total
2020	-	-	-	-	-
2021	1	-	-	-	1
2022	-	1	-	-	1
2023	-	-	-	-	-
Career	1	1	-	-	2

CAREER HIGHS

Runs 1, 6x, last vs. Louisiana (4/14/22)
Hits 2, 3x, last at Nicholls State (4/20/22)
Doubles 1, 3x, last vs. Longwood (2/26/22)
Triples 1, vs. Lipscomb (2/19/21)
Home Run 1, 2x, last vs. Louisiana (4/14/22)
RBI 3, at Nicholls State (4/20/22)
Walks 2, 2x, last vs. Coastal Carolina (4/1/22)
Stolen Bases 2x, last vs. Coastal Carolina (4/1/22)

4

Brooklynn BOCKHAUS

Senior | 5-7 | OF/UTL | R-R

Major: Arts-Sciences General

Haughton, La. | Haughton HS

	2023				Career
Hitting Streak	1				1
Reached Base Streak	1				1
Multiple Hit Games	2	3	4	5+	Total
2023	-	-	-	-	-
Career	-	-	-	-	-
Multiple RBI Games	2	3	4	5+	Total
2023	-	-	-	-	-
Career	-	-	-	-	-

CAREER HIGHS

Runs-----
Hits-----1, vs. Missouri State (2/18/23)-----
Doubles-----
Triples-----
Home Runs-----
RBI-----1, vs. Missouri State (2/18/23)-----
Walks-----
Stolen Bases-----

6

Abby ALLEN

Junior | 5-4 | INF / UTL | R-R

Major: Exercise Science

Monroe, La. | Ouachita HS

	2023				Career
Hitting Streak	-				4
Reached Base Streak	-				21
Multiple Hit Games	2	3	4	5+	Total
2021	2	-	-	-	2
2022	1	-	-	-	1
2023	-	-	-	-	-
Career	3	-	-	-	3

	2	3	4	5+	Total
Multiple RBT Games	2	3	4	5+	Total
2021	1	-	-	-	1
2022	1	-	-	-	1
2023	-	-	-	-	-
Career	2	-	-	-	2

CAREER HIGHS

Runs3, at UT Arlington (3/13/22)
Hits2, 3x, last vs. Liberty (2/20/22)
Doubles1, 2x, last at UT Arlington (3/13/22)
Triples1, 3x, last vs. Georgia State (5/11/22)
Home Runs1, 7x, last vs. Texas State (3/19/22)
RBI2, 3x, last vs. Georgia State (5/11/22)
Walks3, at Appalachian State (4/10/22)
Stolen Bases1, at UT Arlington (3/13/22)

8 Rachel EVERETT		
Freshman (RS) 5-8 P L-L		Major: Business Management
Hartland, Mich. Hartland HS		
	2023	Career
Complete Games	-	-
Shutouts	-	-
No-Hitters	-	-
Perfect Games	-	-
Double-Digit K's	-	-
CAREER HIGHS		
Runs	2, 7x, last vs. Georgia Southern (4/29/22)	
Hits	3, 4x, last vs. Georgia Southern (4/29/22)	
Doubles	1, 4x, last vs. Georgia Southern (4/29/22)	
Triples	1, 3x, last at ULM (4/23/22)	
Home Runs	-	
RBI	2, vs. Georgia Southern (4/29/22)	
Walks	1, 20x, last vs. Georgia State (5/11/22)	
Stolen Bases	2, vs. Nicholls State (3/16/22)	

9

Stephanie GONZALEZ

Freshman | 5-5 | UTL | R-R

Major: Business

Pembroke, Fla. | Pembroke Pines Charter HS

	2023				Career
Hitting Streak	1				4
Reached Base Streak	1				4
Multiple Hit Games	2	3	4	5+	Total
2022	2	-	-	-	2
2023	-	-	-	-	-
Career	2	-	-	-	2

	2	3	4	5+	Total
Multiple RBT Games	2	3	4	5+	Total
2022	3	-	-	-	3
2023	-	-	-	-	-
Career	3	-	-	-	3

CAREER HIGHS

Runs 1, 4x, last vs. Georgia Southern (5/1/22)
Hits 2, 2x, last vs. Georgia Southern (5/1/22)
Doubles 1, 4x, last vs. Indiana (2/11/23)
Triples -
Home Run 1, 3x, last vs. Georgia Southern (5/1/22)
RBI 2, 3x, last vs. Texas State (3/19/22)
Walks 1, vs. Missouri (2/18/22)
Stolen Bases -

11

Marley SIMS

Junior | 5-5 | INF | L-R

Major: Interdisciplinary Studies

Biloxi, Miss. | Chipola College | Harrison HS

	2023				Career
Hitting Streak	4				4
Reached Base Streak	4				4
Multiple Hit Games	2	3	4	5+	Total
2023	1	--	--	--	--
Career	1	--	--	--	--
Multiple RBI Games	2	3	4	5+	Total
2023	--	--	--	--	--
Career	--	--	--	--	--

CAREER HIGHS

Runs.....1, 4x, last vs. Missouri State (2/18/23)
Hits.....2, vs. Missouri State (2/17/23)
Doubles.....
Triples.....
Home Runs.....
RBI.....1, vs. Mississippi Valley State (2/17/23)
Walks.....1, vs. Mississippi Valley State (2/17/23)
Stolen Bases.....2, 2x, last vs. Missouri State (2/18/23)

12

Victoria ORTIZ

Senior (RS) | 5-6 | OF | L-L

Undergrad Degree: Exercise Science - Health Sciences

Mobile, Ala. | Baker HS

	2023					Career
Hitting Streak	7					10
Reached Base Streak	7					13
Multiple Hit Games	2	3	4	5+	Total	
2019	12	1	1	-	14	
2021	7	1	-	-	8	
2022	8	1	-	-	9	
2023	1	-	-	-	1	
Career	28	3	1	-	32	

	2	3	4	5+	Total
Multiple RBI Games	2	3	4	5+	Total
2019	3	2	-	-	5
2021	3	3	-	-	6
2022	7	1	1	1	10
2023	-	1	-	-	1
Career	13	7	1	1	22

CAREER HIGHS

Runs3, 2x, last at ULM (4/20/19)
Hits4, at ULM (4/20/19)
Doubles2, vs. Coastal Carolina (4/6/19)
Triples1, 2x, last vs. Coastal Carolina (4/6/22)
Home Runs2, 2x, last vs. Dartmouth (3/6/22)
RBI5, vs. Georgia Southern (4/29/22)
Walks3, 2x, last vs. Louisiana (4/15/22)
Stolen Bases1, vs. Texas State (3/19/22)

13 Gabby STAGNER

Sophomore | 5-8 | INF | R-R

Major: Exercise Sciences

Mobile, Ala. | Faith Academy

	2023				Career
Hitting Streak	3				4
Reached Base Streak	6				7
Multiple Hit Games	2	3	4	5+	Total
2022	4	1	-	-	5
2023	2	-	-	-	2
Career	6	1	-	-	7
Multiple RBI Games	2	3	4	5+	Total
2022	-	1	3	1	5
2023	-	-	1	-	1
Career	-	1	4	1	6

CAREER HIGHS

Runs2, vs. Louisiana (4/14/22)
Hits3, at Appalachian State (4/10/22)
Doubles2, vs. Mississippi Valley State (2/17/23)
Triples-
Home Run2, vs. Louisiana (4/14/22)
RBI5, vs. Louisiana (4/14/22)
Walks2, at Troy (5/7/22)
Stolen Bases-

14 Bailey WELCH

Junior 5-6 OF L-R				Major: Biomedical Sciences		
Hueytown, Ala. Bessemer Academy						
	2023				Career	
Hitting Streak	1				3	
Reached Base Streak	1				6	
Multiple Hit Games	2	3	4	5+	Total	
2021	2	--	--	--	2	
2022	--	--	--	--	--	
2023	--	--	--	--	--	
Career	2	--	--	--	2	
Multiple RBI Games	2	3	4	5+	Total	
2021	--	--	--	--	--	
2022	--	--	--	--	--	
2023	--	--	--	--	--	
Career	--	--	--	--	--	

CAREER HIGHS

Runs	2, at Troy (5/14/21)
Hits	2, 2x, last vs. Appalachian State (5/14/21)
Doubles	1, 4x, last at Mississippi State (2/26/22)
Triples	1, vs. McNeese State (3/31/21)
Home Runs	--
RBI	2, vs. Appalachian State (5/12/21)
Walks	3, vs. Butler (2/20/21)
Stolen Bases	1, vs. Middle Tennessee (2/27/21)

18 Mackenzie BRASHER

Sophomore (RS) | 5-6 | OF | L-R

Baker, Fla. | Baker HS

Major: Management

	2023				Career
Hitting Streak	7				11
Reached Base Streak	8				21
Multiple Hit Games	2	3	4	5+	Total
2020	5	-	-	-	5
2021	7	7	-	-	14
2022	10	1	-	-	11
2023	2	-	-	-	2
Career	24	8	-	-	32

	2	3	4	5+	Total
Multiple RBI Games	2	3	4	5+	Total
2020	-	-	-	-	-
2021	-	-	-	-	-
2022	-	-	-	-	-
2023	-	-	-	-	-
Career	-	-	-	-	-

CAREER HIGHS

Runs3, vs. Belmont (2/25/22)
Hits3, 8x, last at UT Arlington (3/12/22)
Doubles1, 4x, last vs. Coastal Carolina (4/2/22)
Triples-
Home Runs-
RBI1, 11x, last vs. Mississippi Valley State (2/17/23)
Walks2, vs. Stephen F. Austin (2/22/20)
Stolen Bases3, vs. Mississippi Valley State (2/17/23)

19 Sasha WILLEMS

Junior | 5-4 | C | R-R

Major: Interdisciplinary Studies

Sydney, New South Wales, Australia | Woollooware HS | Howard College

	2023				Career
Hitting Streak	2				2
Reached Base Streak	2				2
Multiple Hit Games	2	3	4	5+	Total
2023	1	-	-	-	1
Career	1	-	-	-	1
Multiple RBI Games	2	3	4	5+	Total
2023	-	1	-	-	1
Career	-	1	-	-	1

CAREER HIGHS

Runs.....2, vs. St. John's (2/11/23)
Hits.....1, 2x, last vs. St. John's (2/11/23)
Doubles.....1, vs. Northwestern (2/10/23)
Triples.....-
Home Runs.....-
RBI.....3, vs. Northwestern (2/10/23)
Walks.....1, 2x, last vs. Rutgers (2/18/23)
Stolen Bases.....-

21 Hannah OGEA

Sophomore (RS) 5-7 UTL R-R				Major: Exercise Sciences	
Baton Rouge, La. University Lab HS					
	2023				Career
Hitting Streak	-				-
Reached Base Streak	-				-
Multiple Hit Games	2	3	4	5+	Total
2023	-	-	-	-	-
Career	-	-	-	-	-
Multiple RBI Games	2	3	4	5+	Total
2023	-	-	-	-	-
Career	-	-	-	-	-

CAREER HIGHS

Runs2, 5x, last at ULM (4/20/19)
Hits4, 2x, last at ULM (4/20/19)
Doubles1, 25x, last vs. Appalachian State (5/12/21)
Triples1, vs. Iowa (2/29/20)
Home Runs1, 15x, last vs. Louisiana (5/13/21)
RBI3, 8x, last vs. Louisiana (5/13/21)
Walks3, 2x, last at Georgia Southern (5/1/21)
Stolen Bases-

22 Madison LAGLE

Freshman 5-11 P L-R		Major: Exercise Science	
Glen St. Maru, Fla. Baker County HS			
	2023	Career	
Complete Games	-	-	
Shutouts	-	-	
No-Hitters	-	-	
Perfect Games	-	-	
Double-Digit K's	-	-	
CAREER HIGHS			
Innings Pitched	0.2, vs. Northwestern (2/10/23)		
Walks Allowed	-		
Strikeouts	1, vs. Northwestern (2/10/23)		
Hits Allowed	-		
Home Runs Allowed	-		
Runs Allowed	-		

24 Shelby GARRETT

Freshman (RS) 5-6 INF R-R		Major: Sport Management				
Frostproof, Fla. Frostproof Middle Senior HS						
	<u>2023</u>				<u>Career</u>	
Hitting Streak	1				1	
Reached Base Streak	2				2	
Multiple Hit Games	2	3	4	5+	Total	
2023	-	-	-	-	-	
Career	-	-	-	-	-	
Multiple RBI Games	2	3	4	5+	Total	
2023	1	-	-	-	1	
Career	1	-	-	-	1	

CAREER HIGHS

Runs

1, vs. Mississippi Valley State (2/17/23)

Hits

1, 2x, last vs. Rutgers (2/18/23)

Doubles

-

Triples

-

Home Runs

-

RBI

2, vs. Missouri State (2/18/23)

Walks

1, vs. Mississippi Valley State (2/17/23)

Stolen Bases

-

27 Odalys CORDOVA

Junior (RS) | 5-4 | INF | R-R

Undergrad Degree: IDS - Professional Development

Orlando, Fla. | Timber Creek HS | Univ. of Florida | College of Central Florida

	2023				Career
Hitting Streak	4				4
Reached Base Streak	4				4
Multiple Hit Games	2	3	4	5+	Total
2023	3	-	-	-	3
Career	3	-	-	-	3

Multiple RBI Games	2	3	4	5+	Total
2023	-	-	-	-	-
Career	-	-	-	-	-

CAREER HIGHS

Runs	2, vs. Mississippi Valley State (2/17/23)
Hits	2, 3x, last vs. Rutgers (2/18/23)
Doubles	1, 2x, last vs. Rutgers (2/18/23)
Triples	1, vs. Mississippi Valley State (2/17/23)
Home Runs	-
RBI	1, 3x, last vs. Rutgers (2/18/23)
Walks	1, vs. Missouri State (2/18/23)
Stolen Bases	1, 2x, last vs. Missouri State (2/18/23)

35 Jenna HARDY		
Junior 6-2 P R-R		Major: Exercise Science
Whitehouse, Ohio Anthony Wayne HS		
	2023	Career
Complete Games	2	13
Shutouts	1	4
No-Hitters	–	–
Perfect Games	–	–
Double-Digit K's	1	1
CAREER HIGHS		
Innings Pitched	15.0+, at Nicholls State (2/25/20)	
Walks Allowed	7, vs. Minnesota (2/19/20)	
Strikeouts	11, vs. Missouri State (2/17/23)	
Hits Allowed	13, at Nicholls State (2/25/20)	
Home Runs Allowed	2, 3x, last at Mississippi State (2/27/22)	
Runs Allowed	8, 2x, last at LSU (3/10/20)	

44 Marlayna CAPALDI		
Freshman 5-5 INF R-R		Major: Pre-Business
Wilmington, Del. Charter School of Wilmington		
	2023	Career
Hitting Streak	–	–
Reached Base Streak	–	–
Multiple Hit Games	2	3
2023	–	–
Career	–	–
Multiple RBI Games	2	3
2023	–	–
Career	–	–
CAREER HIGHS		
Runs	–	
Hits	–	
Doubles	–	
Triples	–	
Home Runs	–	
RBI	–	
Walks	–	
Stolen Bases	–	

66 Sophia MENDOZA		
Freshman 5-7 C/INF R-R		Major: Criminology
Lehigh Acres, Fla. Riverdale HS		
	2023	Career
Hitting Streak	1	1
Reached Base Streak	1	1
Multiple Hit Games	2	3
2023	–	–
Career	–	–
Multiple RBI Games	2	3
2023	–	–
Career	–	–
CAREER HIGHS		
Runs	–	
Hits	1, vs. Mississippi Valley State (2/17/23)	
Doubles	–	
Triples	–	
Home Runs	–	
RBI	–	
Walks	–	
Stolen Bases	–	

99 Olivia LACKIE		
Junior 6-0 P R-R		Major: Biology Minor: General Business
Walker, La. Holden HS		
	2023	Career
Complete Games	2	36
Shutouts	4	20
No-Hitters	2	4
Perfect Games	–	–
Double-Digit K's	2	16
CAREER HIGHS		
Innings Pitched	9.0, vs. Texas State (5/12/22)	
Walks Allowed	6, vs. Louisiana (4/14/22)	
Strikeouts	18, vs. Texas State (3/18/22)	
Hits Allowed	14, vs. Texas State (5/12/22)	
Home Runs Allowed	3, 2x, last at LSU (2/12/22)	
Runs Allowed	10, vs. Louisiana (4/14/22)	