



25 ALL-AMERICAN HONORS | 17 NCAA REGIONAL APPEARANCES | 35 ALL-SEC HONORS

2024 SCHEDULE

RECORD	29-11
SEC:	9-8
NON-CONFERENCE:	20-3
HOME:	16-5
AWAY:	8-3
NEUTRAL:	5-3

DATE	OPPONENT	TV	TIME/RESULT
Feb. 9	UAB ¹	SECN+	W, 11-0 (5)
	IUPUI ¹	SECN+	W, 8-0 (5)
Feb. 10	IUPUI ¹	SECN+	W, 10-0 (5)
	UAB ¹	SECN+	W, 6-2
Feb. 13	#23/23 LOUISIANA	SECN+	W, 9-1 (6)
	#23/23 LOUISIANA	SECN+	W, 2-1
Feb. 17	vs. #8/7 Clemson ²	FloSoftball	W, 6-3
	vs. #13/16 Utah ²	FloSoftball	W, 10-2 (6)
Feb. 18	vs. UC Davis ²	FloSoftball	L, 1-2
Feb. 22	vs. UCF ³	FloSoftball	W, 2-1
	vs. Notre Dame ³	FloSoftball	W, 7-4
Feb. 23	vs. #1/1 Oklahoma ³	FloSoftball	L, 3-9
Feb. 24	vs. Cal State Fullerton ³	FloSoftball	W, 4-2
	vs. Fresno State ³	FloSoftball	L, 1-3
Feb. 29	SOUTHERN MISS ⁴	SECN+	W, 9-0 (5)
Mar. 1	TROY ⁴	SECN+	W, 12-2 (5)
Mar. 2	ALCORN STATE ⁴	SECN+	W, 13-2 (5)
	TROY ⁴	SECN+	W, 5-2
Mar. 3	ALCORN STATE ⁴	SECN+	W, 15-0 (5)
	SAMFORD ⁴	SECN+	W, 11-1 (5)
Mar. 8	at Ole Miss*	SECN+	W, 5-1
Mar. 9	at Ole Miss*	SECN+	W, 4-0
Mar. 10	at Ole Miss*	SEC Network	L, 9-10 (8)
Mar. 13	ULM	SECN+	W, 15-0 (5)
Mar. 15	#13/17 TEXAS A&M*	SECN+	L, 0-9 (5)
Mar. 16	#13/17 TEXAS A&M*	SECN+	L, 5-8
Mar. 17	#13/17 TEXAS A&M*	SECN+	W, 6-5
Mar. 20	at Alabama State		W, 10-2
Mar. 22	at #18/17 Arkansas*	SECN+	W, 6-3
Mar. 23	at #18/17 Arkansas*	SECN+	L, 0-3
Mar. 24	at #18/17 Arkansas*	SECN+	W, 15-7 (5)
Mar. 28	#10/9 FLORIDA*	SEC Network	W, 13-12
Mar. 29	#10/9 FLORIDA*	SECN+	L, 5-8
Mar. 30	#10/9 FLORIDA*	SECN+	L, 6-7
Apr. 3	at UAB	ESPN+	W, 14-0 (5)
Apr. 5	at #22/25 South Carolina*	SECN+	W, 6-0
Apr. 6	at #22/25 South Carolina*	SEC Network	W, 4-0
Apr. 7	at #22/25 South Carolina*	SECN+	L, 1-3
Apr. 12	#4/4 TENNESSEE*	SECN+	W, 9-1 (5)
Apr. 13	#4/4 TENNESSEE*	SEC Network	L, 1-6
Apr. 14	#4/4 TENNESSEE*	SECN+	L, 3-7
Apr. 16	MEMPHIS	SECN+	5 p.m.
Apr. 17	SOUTH ALABAMA	SECN+	6 p.m.
Apr. 24	at Samford	ESPN+	5 p.m.
Apr. 27	at #13/13 Missouri*	SEC Network	8 p.m.
Apr. 28	at #13/13 Missouri*	SEC Network	5 p.m.
Apr. 29	at #13/13 Missouri*	SEC Network	6 p.m.
May 3	#9/9 GEORGIA*	SECN+	4 p.m.
May 4	#9/9 GEORGIA*	SECN+	12 p.m.
May 5	#9/9 GEORGIA*	SEC Network	11 a.m.
May 7-11	SEC Tournament	SEC Network	TBD

* Southeastern Conference game | All times CT

¹ The Snowman: Alex Wilcox Memorial (Starkville, Miss.)

² Puerto Vallarta College Challenge (Puerto Vallarta, Mexico)

³ Mary Nutter Collegiate Classic (Cathedral City, Calif.)

⁴ Bulldog Invitational (Starkville, Miss.)

⁵ Jackson, Miss. [Mississippi College Softball Complex]


⁶ SEC Tournament (Auburn, Ala.)

MEMPHIS (4-33, 1-17 AAC) AT 17/17 MISSISSIPPI STATE (29-12, 9-9 SEC)

APRIL 16 | STARKVILLE, MISS. | NUSZ PARK

SOUTH ALABAMA (23-15-1, 9-6 SBC) AT 17/17 MISSISSIPPI STATE (29-12, 9-9 SEC)

APRIL 17 | STARKVILLE, MISS. | NUSZ PARK



HEAD COACH: Samantha Ricketts

RECORD AT MSU: 154-92 (5th Year)

CAREER RECORD: 154-92 (5th Year)

STREAK: Lost 2

LAST 10 GAMES: 5-5

RANKINGS:

NFCA Coaches - 17 | USA Softball - 17

D1Softball - 17 | Softball America - 15



HEAD COACH: Stephanie VanBrakle Prothro

RECORD AT MEM: 12-76 (2nd Year)

CAREER RECORD: 69-130 (5th Year)

STREAK: Lost 6 | **LAST 10 GAMES:** 1-9



HEAD COACH: Becky Clark

RECORD AT USA: 557-360-2 (18th Year)

CAREER RECORD: 557-360-2 (18th Year)

STREAK: Won 1 | **LAST 10 GAMES:** 6-4

	AVG	R/G	H/G	SLG	OBP	RBI	SB-ATT	ERA	K/7	K:BB	OPP	FLD
#17/17 Mississippi State	.328	6.87	8.27	.521	.435	259	35-39	3.07	6.38	3.38	.223	.960
Memphis	.209	2.08	5.05	.288	.295	73	18-25	8.30	3.64	0.61	.315	.927
South Alabama	.251	3.85	6.69	.371	.315	129	40-49	2.84	5.49	2.76	.234	.969

TUESDAY, APRIL 16

Memphis at #16 Mississippi State | 5 p.m. CT
TV: SEC Network+
Commentators: Anthony Craven, Cody Blaszczyk

WEDNESDAY, APRIL 17

South Alabama at #16 Mississippi State | 6 p.m. CT
TV: SEC Network+
Commentators: Anthony Craven, Cody Blaszczyk

MEMPHIS SERIES HISTORY

OVERALL: 13-0 | CURRENT STREAK: Won 13
HOME: 7-0 | AWAY: 4-0 | NEUTRAL: 2-0
LAST MEETING: Apr. 19, 2023, in Starkville, Miss. (MSU 5, MEM 0)

SOUTH ALABAMA SERIES HISTORY

OVERALL: 6-6 | CURRENT STREAK: Won 2
HOME: 3-4 | AWAY: 3-2 | NEUTRAL: 0-0
LAST MEETING: Feb. 24, 2023, in Mobile, Ala. (MSU 8, USA 4)

LEADING OFF

RECORD CROWDS: State saw its highest three-game series attendance on record against No. 4 Tennessee (Apr. 12-14) with 4,042 combined fans. Saturday (1,572) was No. 5 in school history, and Sunday (1,439) was No. 11.

PACK THE PARK: The Bulldogs need to welcome just 497 more fans to Nusz Park this year to break the program's single-season attendance record set in Nusz Park's first season in 2016 (19,302).

SEC SUCCESS: State leads the conference in batting average, on-base percentage, hits, runs, RBIs, doubles and walks in league play.

SEC SLUGGERS: Madisyn Kennedy has tied the single-season school record for homers in SEC games with eight this year, joining Mia Davidson and Fa Leilua (2019). Nadia Barbary has tied the SEC-only record for doubles with 10, joining Courtney Bures (2005) and lyhia McMichael (2004). Kennedy needs two RBIs to match Caroline Seitz's record 28 set in 2017.

TWO OUTS, SO WHAT?: State has collected 108 two-out RBIs, which is fourth in the SEC and fourth in school history (since 2002). 41.7 percent of MSU's RBIs (108 of 259) this year have come with two outs.

TAKING DOWN TOP TEAMS: State has already won a school-record 11 games against ranked teams. That total also leads the nation this year, according to ESPN.

RECORD RATES: The Bulldogs' current .328 batting average and .435 on-base percentage would be school records. State's .521 slugging percentage and stolen base percentage (89.7 percent) would rank second in program history behind only the shortened 2020 season.

MAGIC NUMBER: MSU is 73-6 since the start of 2022 when scoring five or more runs. State has done so in 25 of its 29 wins this year.

MADI MASHING: Madisyn Kennedy's .957 slugging percentage leads the SEC and ranks sixth nationally. It would also break the school record set by Mia Davidson in 2019 (.882). Kennedy is 14 RBIs shy of Kellie Wilkerson's school record (65) set in 1999.

ALL OUT ASPEN: Aspen Wesley has set career highs with 92 strikeouts and 11 wins this year, and her 85.2 innings trails only 2022's 103.0 innings, of which 24 came in the postseason leaving her with 79.0 in the regular season.

PROBABLE STARTING LINEUP

#	NAME	POS.	YR.	B/T	AVG	AB	R	H	2B	3B	HR	RBI	TB	SLG	OBP
29	Sierra Sacco	CF	Jr.	L/R	.363	113	45	41	3	3	1	18	53	.469	.516
10	Nadia Barbary	3B	So.	R/R	.344	128	34	44	15	0	4	34	71	.555	.426
18	Madisyn Kennedy	1B	5th	R/R	.380	92	20	35	8	0	15	51	88	.957	.487
22	Jessie Blaine	DP	Jr.	R/R	.350	100	21	35	6	0	6	28	59	.590	.492
74	Ella Wesolowski	C	Fr.	R/R	.347	95	16	33	7	0	3	22	49	.516	.404
6	Paige Cook	RF	Fr.	R/R	.313	99	16	31	9	0	4	28	52	.525	.402
67	Kylee Edwards	SS	Fr.	R/R	.280	100	22	28	7	2	4	20	51	.510	.375
47	Salen Hawkins	2B	Fr.	R/R	.324	108	20	35	3	0	3	25	47	.435	.364
12	Brylie St. Clair	LF	5th	L/L	.246	69	19	17	1	0	0	4	18	.261	.333
#	PITCHERS	R/L	YR.	ERA	W-L	G-GS	CG	SV	IP	H	R	ER	BB	SO	B/AVG
7	Lexi Sosa	RHP	RHP	1.43	3-1	9-4	0	0	29.1	25	8	6	3	14	.221
55	Josey Marron	RHP	So.	2.93	9-6	22-16	8	2	95.2	82	46	40	21	71	.227
28	Aspen Wesley	RHP	5th	3.76	11-4	19-17	8	2	85.2	64	51	46	30	92	.201

LAST 10 GAMES (5-5)

HITTING LEADERS	AVG	AB	R	H	XBH	RBI
TEAM	.305	266	62	81	26	57
Sierra Sacco	.400	30	12	12	1	4
Jessie Blaine	.346	26	6	9	2	5
Nadia Barbary	.343	35	8	12	7	6
Salen Hawkins	.333	27	4	9	1	6
Kylee Edwards	.304	23	4	7	3	6
PITCHING LEADERS	ERA	IP	H	R	SO	BB
TEAM	4.52	65.0	60	44	67	22
Josey Marron	3.78	29.2	27	17	28	8
Aspen Wesley	4.93	27.0	22	20	30	13
Delaine Everett	9.00	4.2	8	6	9	1



MEDIA INFORMATION

MONDAY, APRIL 15	TUESDAY, APRIL 16	WEDNESDAY, APRIL 17	THURSDAY, APRIL 18	FRIDAY, APRIL 19	SATURDAY, APRIL 20	SUNDAY, APRIL 21
Off Day	Memphis - 5 p.m. Starkville (SECN+)	South Alabama - 6 p.m. Starkville (SECN+)	Team Lift - 7:30 a.m. Hitting Groups Individual times Practice - 3:30-5:30 p.m.	Practice - 2:30-5 p.m.	Team Lift - 9 a.m. Practice - 10:30 a.m. - 12:30 p.m.	Off Day
MONDAY, APRIL 22	TUESDAY, APRIL 23	WEDNESDAY, APRIL 24	THURSDAY, APRIL 25	FRIDAY, APRIL 26	SATURDAY, APRIL 27	SUNDAY, APRIL 28
Team Meeting - 2:30 p.m. Practice - 3-5 p.m.	Team Lift - 7:30 a.m. Hitting Groups Individual times Team Meeting - 3 p.m.	at Samford - 5 p.m. Birmingham, Ala. (ESPN+)	Team Lift - 7:30 a.m. Hitting Groups Individual times Practice - 3:30-5:30 p.m.	Practice - 3:30-5:30 p.m.	at Missouri - 8 p.m. Columbia, Mo. (SECN)	at Missouri - 5 p.m. Columbia, Mo. (SECN)

MEDIA INFORMATION

SOFTBALL MEDIA PORTAL

Mississippi State has created an online portal for media members covering the Bulldogs' softball program. To access the portal, visit hailst.at/SBMedia. The Softball Press Box Page of HailState.com includes links to credential request forms, media guides, quick facts, game notes, box scores, recaps and team and staff headshots.

CREDENTIALS

Working media must apply for single-game credentials at least 24 hours in advance by visiting hailst.at/SBCreds. Seats will be assigned to credentialed media members. Space is limited inside the Nusz Park press box. Indoor seating priority will be given to team staff, broadcast personnel, production staff and those media members who regularly cover the program. Auxillary seating is located at the top of Section 104.

PHOTOGRAPHERS/VIDEOGRAPHERS

Photographers and videographers are permitted to shoot around Nusz Park in approved areas. Those wishing to shoot a game should meet with Brian Ogden in the press box before the game to be granted field access.

PRESS BOX SERVICES

A complete NCAA box score and pertinent game facts are available to members of the working media following the conclusion of each game. Media members also have access to game notes, statistics, lineups and rosters prior to the start of each game upon request. A pregame meal is also served in the press box approximately one hour prior to each game.

The press box is divided into four separate work areas, with each equipped with high-speed internet and telephone access. It is also set up to accommodate television and team video personnel.

RADIO BROADCASTS

The Nusz Park press box houses radio lines to support home and visitor radio broadcasts. For more information on the phone lines, please contact Brian Ogden in the Communications office.

NUSZ PARK

FAST FACTS

- » Since 2016, MSU is 180-74 in Nusz Park (.709).
- » Opening game at the MSU Softball Field came on Feb. 26, 1997, with the Bulldogs sweeping Samford in a doubleheader.
- » Nusz Park, a \$6 million project, includes 1,000 maroon chairback seats, in addition to an expanded concourse that includes new restrooms and concession stands.
- » The Bulldogs' first action in the new digs came against Georgia Southern, a 6-0 victory on Feb. 11, 2016.
- » MSU opened play at Nusz Park with six-straight victories, including a sweep of the Bulldog Kickoff.
- » State captured its first SEC win at Nusz with a 6-3 win against eventual WCWS finalists and third-ranked Auburn on March 19.
- » Nusz hosted the 2016 SEC Softball Tournament. The four-day event hosted 12 teams and a total of 11 games and drew praise from coaches across the league to ESPN and SEC Network officials.
- » On May 27, 2022 the largest college softball crowd in the history of the state of Mississippi descended on Nusz Park for the Bulldogs' Super Regional with Arizona (2,209). The next day the record was again broken (2,299) where it now stands today.

BRIAN OGDEN

Softball / Men's Golf	
Phone	(972) 977-7459
Email	BOgden@athletics.msstate.edu
Twitter	@brianogden

POSTGAME INTERVIEWS

Requested MSU players, along with head coach Samantha Ricketts, will be available for interviews approximately 10 minutes after all games in the film room of the Softball Fieldhouse. In the event of a doubleheader, coaches and student-athletes will be available following their final game of the day.

The Mississippi State locker room and field dugouts are off-limits to the media. Media members must be escorted by a member of the MSU Athletics Communications staff while inside the Softball Fieldhouse.

MSU PLAYER/COACH AVAILABILITY

Players and coaches will be made available to the media upon request. Those wishing to set up an interview must contact Brian Ogden via phone or e-mail. On gameday, players and coaches are only available postgame.

For post-practice interviews, media members should contact Brian Ogden no later than 10 p.m. the night before. In most cases, players will be available for a brief time before and after practices. A weekly schedule is available in each set of game notes.

Telephone interviews can also be scheduled with players on a call-back basis during the week with arrangements made through Brian Ogden.

Media members are NOT permitted to contact student-athletes on their own at any time. This includes phone, Email, text or through social media platforms. Student-athletes' contact information will not be given out.

TOP 15 CROWDS

ATT.	DATE	OPPONENT	RESULT
2,299	May 28, 2022	Arizona	L, 1-7
2,209	May 27, 2022	Arizona	L, 2-3
1,612	April 16, 2016	LSU	L, 2-5 (12)
1,577	April 12, 2014	Alabama	W, 4-2
1,572	Apr. 13, 2024	Tennessee	L, 1-6
1,562	April 21, 2018	Florida	L, 2-6
1,553	April 12, 2013	Ole Miss	W, 5-1
1,547	April 25, 1998	Ole Miss	W, 11-0 (5); W, 4-3
1,520	April 19, 1997	Alabama	L, 2-5; W, 2-1
1,474	April 2, 2016	Ole Miss	L, 3-4
1,439	Apr. 14, 2024	Tennessee	L, 3-7
1,427	April 15, 2023	Alabama	L, 0-6
1,413	April 8, 2017	South Carolina	W, 6-4
1,362	April 18, 2015	Tennessee	L, 3-5
1,302	March 30, 2024	Florida	L, 6-7

Bold denotes a ticketed game

QUICK FACTS

UNIVERSITY

Location	Starkville, Miss. (Pop. 24,657)
Founded	1878
Enrollment	22,657
Nickname	Bulldogs
Colors	Maroon and White
Mascot	Bully
Shortened	MSU or State
Conference	Southeastern
President	Dr. Mark Keenum
Athletic Director	Zac Selmon
Sr. Associate AD/SWA	Ann Carr
Faculty Representative	Brent J. Fountain

NUSZ PARK

Opened	1997
Renovated	2016
Capacity	1,400
Dimensions	L-200, C-220, R-200
All-Time Home Record	523-259 (.669)

COACHING STAFF

Head Coach	Samantha Ricketts
Alma Mater	Oklahoma, 2005
MSU Record	154-92 (5th Year, 10th at MSU)
MSU SEC Record	34-54 (5th Year)
Career Record	154-92 (5th Year)
Career SEC Record	34-54 (5th Year)
Associate Head Coach	Tyler Bratton (11th Year)
Assistant Coach	Taryne Mowatt-McKinney (1st Year)
Assistant Coach	Zac Shaw (2nd Year)
Player Development Fellow	Alyssa Loza (3rd Year)
Director of Operations	Jamie Desporte (3rd Year)
Certified Athletic Trainer	Macy Simoneaux (6th Year)
Strength and Conditioning Coach	Shelby Suplee (1st Year)
Athletic Academics Counselor	Lindsey Race
Sport Administrators	Maryann Baker / Spencer McAnnally

TEAM INFORMATION

2023 Record	28-25
2023 SEC Record / Finish	7-16 / 12th
Final Rankings (NFCA / USA / D1 / SA)	NR / NR / NR / NR
Letterwinners Returning / Lost	15 / 10
Position Starters Returning / Lost	6 / 4
Pitchers Returning / Lost	3 / 4
Newcomers	10

PROGRAM HISTORY

Program Years	1982-86, 1997-present
Overall Record (32nd season)	1,018-769 (.570)
Overall SEC Record (26th season*)	291-420 (.409)
SEC Tournament Appearances	21
SEC Tournament Record	15-29 (.341)
NCAA Tournament Appearances	17
NCAA Tournament Record	22-35 (.386)
NFCA All-American Selections	16
Easton All-American Selections	9
NFCA All-Region Selections	49
All-SEC Selections	35
Freshman All-SEC / All-Newcomer Selections	15
SEC All-Defense Selections	2
NFCA All-America Scholar-Athletes	154
CoSIDA Academic All-American Selections	11



2024 BULLDOG ROSTER

NUMERICAL

#	NAME	POS.	B/T	HT.	YR.	EXP.	HOMETOWN / HS / PREVIOUS SCHOOL
2	Kat Wallace	INF	R/R	5-4	Gr.	1L	Brookhaven, Miss./Brookhaven HS/Jones College (MS)
3	Leilani Pulemau*	INF	R/R	5-7	So.	1L	Gardena, Calif. / Carson HS
4	Riley Hull	INF	L/R	5-5	Jr.	2L	Somerset, Ky. / Pulaski County HS
5	Jadyn Burney	INF	L/R	5-9	Jr.	JC	Gulfport, Miss. / Harrison Central HS / Chipola College
6	Paige Cook	UTL	R/R	5-3	5th	4L	Cornelia, Ga. / Habersham Central HS
7	Lexi Sosa	P	R/R	5-10	Gr.	TR	San Diego, Calif. / Mater Dei Catholic HS / UCLA
9	Kiarra Sells	UTL	R/R	5-6	So.	1L	Jasper, Texas / Jasper HS
10	Nadia Barbary	INF	R/R	5-7	So.	1L	Douglasville, Ga. / Chapel Hill HS
11	Gabby Coffey	C/INF	L/R	5-9	So.	1L	Celina, Texas / Prosper HS
12	Brylie St. Clair	OF	L/L	5-5	5th	4L	Sand Rock, Ala. / Sand Rock HS
13	Morgan Bernardini	OF	R/R	5-6	So.	1L	Elkville, Ill. / Elverado HS
18	Madisyn Kennedy	INF	R/R	5-10	5th	4L	Montgomery, Ala. / Macon East Academy
20	Aquana Brownlee	INF	R/R	5-8	Gr.	4L	Houston, Miss. / Houston HS
22	Jessie Blaine	C/OF	R/R	5-10	Jr.	TR	Pike Road, Ala. / Saint Dominic HS / Auburn
24	Megan Davidson	C/INF	R/R	5-8	Fr.	HS	Madison, Miss. / St. Joseph Catholic School
25	Saleyna Daniel	OF	R/R	5-7	Jr.	2L	Houston, Texas / Stratford HS
28	Aspen Wesley	P	R/R	5-3	5th	4L	Philadelphia, Miss. / Neshoba Central HS
29	Sierra Sacco	OF	L/R	5-8	Jr.	TR	Marrero, La. / John Curtis Christian HS / Louisiana Tech
34	Matalasi Faapito	P	R/R	5-11	5th	2L	Temecula, Calif. / Great Oak HS / New Mexico State
43	Hosanna Lindblade	P	R/R	6-0	Fr.	HS	Waller, Texas / Homeschooled
47	Salen Hawkins	INF	R/R	5-4	Fr.	HS	Phoenix, Ariz. / Desert Vista HS
48	Delainey Everett	P	L/L	5-5	Fr.	HS	Oakdale, Calif. / Oakdale HS
55	Josey Marron	P	R/R	5-8	So.	1L	Grimes, Iowa / Northwest HS
67	Kylee Edwards	INF	R/R	5-6	Fr.	HS	Waldron, Ind. / Shelbyville HS
74	Ella Wesolowski	C/OF	R/R	5-7	Fr.	HS	Williamsville, N.Y. / Williamsville East HS

ALPHABETICAL

#	NAME	POS.	B/T	HT.	YR.	EXP.	HOMETOWN / HS / PREVIOUS SCHOOL
10	Nadia Barbary	INF	R/R	5-7	So.	1L	Douglasville, Ga. / Chapel Hill HS
13	Morgan Bernardini	OF	R/R	5-6	So.	1L	Elkville, Ill. / Elverado HS
22	Jessie Blaine	C/OF	R/R	5-10	Jr.	TR	Pike Road, Ala. / Saint Dominic HS / Auburn
20	Aquana Brownlee	INF	R/R	5-8	Gr.	4L	Houston, Miss. / Houston HS
5	Jadyn Burney	INF	L/R	5-9	Jr.	JC	Gulfport, Miss. / Harrison Central HS / Chipola College
11	Gabby Coffey	C/INF	L/R	5-9	So.	1L	Celina, Texas / Prosper HS
6	Paige Cook	UTL	R/R	5-3	5th	4L	Cornelia, Ga. / Habersham Central HS
25	Saleyna Daniel	OF	R/R	5-7	Jr.	2L	Houston, Texas / Stratford HS
24	Megan Davidson	C/INF	R/R	5-8	Fr.	HS	Madison, Miss. / St. Joseph Catholic School
67	Kylee Edwards	INF	R/R	5-6	Fr.	HS	Waldron, Ind. / Shelbyville HS
48	Delainey Everett	P	L/L	5-5	Fr.	HS	Oakdale, Calif. / Oakdale HS
34	Matalasi Faapito	P	R/R	5-11	5th	2L	Temecula, Calif. / Great Oak HS / New Mexico State
47	Salen Hawkins	INF	R/R	5-4	Fr.	HS	Phoenix, Ariz. / Desert Vista HS
4	Riley Hull	INF	L/R	5-5	Jr.	2L	Somerset, Ky. / Pulaski County HS
18	Madisyn Kennedy	INF	R/R	5-10	5th	4L	Montgomery, Ala. / Macon East Academy
43	Hosanna Lindblade	P	R/R	6-0	Fr.	HS	Waller, Texas / Homeschooled
55	Josey Marron	P	R/R	5-8	So.	1L	Grimes, Iowa / Northwest HS
3	Leilani Pulemau*	INF	R/R	5-7	So.	1L	Gardena, Calif. / Carson HS
29	Sierra Sacco	OF	L/R	5-8	Jr.	TR	Marrero, La. / John Curtis Christian HS / Louisiana Tech
9	Kiarra Sells	UTL	R/R	5-6	So.	1L	Jasper, Texas / Jasper HS
7	Lexi Sosa	P	R/R	5-10	Gr.	TR	San Diego, Calif. / Mater Dei Catholic HS / UCLA
12	Brylie St. Clair	OF	L/L	5-5	5th	4L	Sand Rock, Ala. / Sand Rock HS
2	Kat Wallace	INF	R/R	5-4	Gr.	1L	Brookhaven, Miss./Brookhaven HS/Jones College (MS)
28	Aspen Wesley	P	R/R	5-3	5th	4L	Philadelphia, Miss. / Neshoba Central HS
74	Ella Wesolowski	C/OF	R/R	5-7	Fr.	HS	Williamsville, N.Y. / Williamsville East HS

COACHING STAFF

Head Coach: Samantha Ricketts, Fifth season
Associate Head Coach: Tyler Bratton, 11th season
Assistant Coach: Taryne Mowatt-McKinney, First season
Assistant Coach: Zac Shaw, Second Season
Director of Operations: Jamie Desporte, Third season
Player Development Fellow: Alyssa Loza, Third season

*medically retired

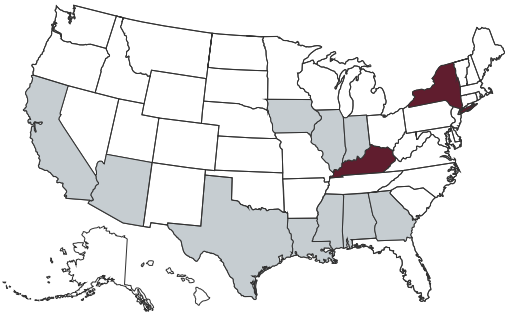
ROSTER BREAKDOWN

BY CLASS	
Graduates (3):	Aquana Brownlee, Lexi Sosa, Kat Wallace
5th Years (5):	Paige Cook, Matalasi Faapito, Madisyn Kennedy, Brylie St. Clair, Aspen Westey
Juniors (5):	Jessie Blaine, Jadyn Burney, Saleyna Daniel, Riley Hull, Sierra Sacco
Sophomores (6):	Nadia Barbary, Morgan Bernardini, Gabby Coffey, Josey Marron, Leilani Pulemau, Kiarra Sells
Freshman (6):	Megan Davidson, Kylee Edwards, Delainey Everett, Salen Hawkins, Hosanna Lindblade, Ella Wesolowski

RETURNERS (15)	
Nadia Barbary, Morgan Bernardini, Aquana Brownlee, Gabby Coffey, Paige Cook, Saleyna Daniel, Matalasi Faapito, Riley Hull, Madisyn Kennedy, Josey Marron, Leilani Pulemau, Kiarra Sells, Brylie St. Clair, Kat Wallace, Aspen Westey	

NEWCOMERS (10)	
Jessie Blaine, Jadyn Burney, Megan Davidson, Kylee Edwards, Delainey Everett, Salen Hawkins, Hosanna Lindblade, Sierra Sacco, Lexi Sosa, Ella Wesolowski	

BY HOME STATE	
Mississippi (5):	Aquana Brownlee, Jadyn Burney, Megan Davidson, Kat Wallace, Aspen Westey
California (4):	Delainey Everett, Matalasi Faapito, Leilani Pulemau, Lexi Sosa
Texas (4):	Gabby Coffey, Saleyna Daniel, Hosanna Lindblade, Kiarra Sells
Alabama (3):	Jessie Blaine, Madisyn Kennedy, Brylie St. Clair
Georgia (2):	Nadia Barbary, Paige Cook
Arizona (1):	Salen Hawkins
Illinois (1):	Morgan Bernardini
Indiana (1):	Kylee Edwards
Iowa (1):	Josey Marron
Kentucky (1):	Riley Hull
Louisiana (1):	Sierra Sacco
New York (1):	Ella Wesolowski



■ Indicates a current Bulldog's home state
■ Indicates a player is the first in program history from the state

PRONUNCIATION GUIDE	
Nadia Barbary	bahr-buh-ree
Delainey Everett	de-lainey
Saleyna Daniel	suh-lean-uh
Salen Hawkins	SAY-len
Josey Marron	mare-uhn
Matalasi Faapito	mah-TAH-lah-see fah-AH-pee-toh
Leilani Pulemau	lay-LAWN-ee pool-LEI-m-OW
Sierra Sacco	sack-OH
Ella Wesolowski	wes-OH-lau-skee
Taryne Mowatt-McKinney	mow-it

BULLDOGS BY THE NUMBERS

108

TWO OUTS, SO WHAT?: State has collected 108 two-out RBIs, which is fourth in the SEC and fourth in school history (since 2002). 41.7 percent of MSU's RBIs (108 of 259) this year have come with two outs.

11

TAKING DOWN TOP TEAMS: State has already won a school-record 11 games against ranked teams. That total also leads the nation this year according to ESPN.

497

PACK THE PARK: The Bulldogs need to welcome just 497 more fans to Nusz Park this year to break the program's single-season attendance record set in Nusz Park's first season in 2016 (19,302).

TEAM NOTES

QUICK HITTERS

- » **Madisyn Kennedy** leads the SEC with a .957 slugging percentage that ranks sixth nationally. Her 1.444 OPS this season is eighth nationally and leads the conference.
- » Kennedy leads the SEC in slugging percentage (.936), homers (8) and RBIs (26) in league games.
- » **Paige Cook** has tied the single-season school record with five sacrifice flies already this year. Her 11 career sacrifice flies are second in school history and one shy of the program record.
- » As a team, State has broken the school record with 21 sacrifice flies this season, which ranks fifth nationally.
- » The Bulldogs are fourth the nation, drawing 182 walks this year. **Sierra Sacco** is second in SEC in walks (36) and third in walk rate (23.1 percent). **Jessie Blaine** has walked in 19.4 percent of her plate appearances, which is eighth in the SEC.

SEC SUCCESS

- » State leads the conference in batting average, on-base percentage, hits, runs, RBIs, doubles and walks in league play. Several team season records in SEC play are now within reach.
- » Additionally, **Nadia Barbary**, **Sierra Sacco** and **Madisyn Kennedy** are higher in the SEC rankings in numerous stats in SEC-only games.
- » Kennedy leads the SEC in slugging percentage, home runs, total bases, walks and RBIs in league games.
- » Barbary is fourth in the conference in hits while leading in doubles and ranking sixth in runs. Sacco is third in walks and second in runs.
- » The Bulldogs have won three road series for the first time since the SEC switched to the current 24-game schedule in 2013.

STAT	AVG	OBP	SLG	R	2B	HR	BB	SF
MSU Record	.298	.398	.470	125	37	28	91	8
2024	.287	.388	.447	98	29	15	71	9

STANDOUT SOPHOMORES

- » **Josey Marron** and **Nadia Barbary** have got out to impressive starts in their careers. Their numbers are some of the best through two seasons in school history.
- » Marron's 166 career strikeouts rank sixth in school history among players through their sophomore season. Should she reach 200 this season, she'd become just the sixth Bulldog to record 200 strikeouts before the end of her sophomore season.
- » Barbary meanwhile ranks sixth in doubles (20) and 14th in RBIs (49) through a player's sophomore year.

RECORDS THROUGH FRESHMAN/SOPHOMORE YEARS

Strikeouts	Doubles
1. 383 Alexis Silkwood (2014-15)	1. 35 Caroline Seitz (2014-15)
2. 250 Jennifer Pursell (2000-01)	2. 31 Kellie Wilkerson (1999-00)
3. 241 Ragan Blake (2005-06)	3. 25 Courtney Bures (2005-06)
4. 230 Lindsey Duntap (2009-10)	4. 24 Iyhia McMichael (2001-02)
5. 217 Emily Williams (2018-19)	5. 21 Mia Davidson (2018-19)
6. 166 Josey Marron (2023-24)	6. 20 Nadia Barbary (2023-24)

PACKED PARK

- » State saw its highest three-game series attendance on record against No. 4 Tennessee (Apr. 12-14) with 4,042 combined fans.
- » Saturday's 1,572 fans were No. 5 in school history, and Sunday's 1,439 were No. 11.
- » The single-season attendance record is 19,302 in 2016 when Nusz Park opened. State currently has welcomed 18,806.

SPREADING THE NUSZ

- » The Bulldogs are 16-6 at home this year and outscoring opponents, 174-74, in those games.
- » Bulldog pitchers have tossed an average of just 5.95 innings in each game as State has 10 run-rule victories in Nusz Park.
- » State has hit 25 of its 41 homers at home and is slugging .584 in the friendly confines.
- » 174 of MSU's 282 runs scored this year (61.7 percent) have come at home along with 61 of its 111 extra-base hits (55.0 percent).

FEARLESS FRESHMEN

- » **Ella Wesolowski** and **Salen Hawkins** give State two of the top five freshmen in the SEC in batting average.
- » Hawkins was named SEC Freshman of the Week (Mar. 12) after posting a .625 batting average at Ole Miss that led all SEC players.
- » Hawkins is third on the team with nine multi-hit games and second with nine multi-RBI games this season.
- » Meanwhile, Wesolowski is one of four Bulldogs with a double-digit on-base streak this year.

SEC FRESHMAN BATTING AVERAGE LEADERS

1. Sierra Daniel	.393	LSU
2. Kennedy Miller	.378	Arkansas
3. Ella Wesolowski	.347	Mississippi State
4. Salen Hawkins	.324	Mississippi State
5. Peyton Plotts	.316	Kentucky

LET'S GO STREAKING!

- » **Madisyn Kennedy** batted .400 over her career-long 25-game on-base streak while posting a 1.117 slugging percentage with 13 homers and 41 RBIs.
- » **Jessie Blaine** posted a career-long 13-game reached-base streak while **Ella Wesolowski** and **Sierra Sacco** have both gone 10 games.
- » **Sierra Sacco** has started 156 consecutive games, dating back to her time at Louisiana Tech, which is the 11th-longest active streak in the nation.

SIERRA SETS THE TABLE

- » **Sierra Sacco** has reached base safely in 30-of-58 (51.7 percent) leadoff plate appearances.
- » Her 23.1 percent walk rate ranks 15th in the NCAA, and she is second in the SEC with 36 walks this season and fifth in runs (43).
- » Sacco leads the team, going 16-for-16 on steal attempts, which is third in the SEC.
- » She boasts an 8.78 speed score per 6-4-3 Charts, which classifies speed based on stolen base percentage, triples, runs and avoiding double plays. Only Tennessee's Kiki Milloy (9.40), Florida's Skylar Wallace (9.14) and Texas A&M's Koko Wooley (9.09) have higher speed scores in the SEC.

TWO OUTS, SO WHAT?

- » **Paige Cook** has been arguably one of the most-clutch hitters in MSU history. She's led the team in two-out RBIs each of the last two years, and has 14 this season, which is second on the team.
- » **Madisyn Kennedy** leads the team with 20 two-out RBIs, making her just the seventh Bulldog to record 20 two-out RBIs in a season. In 2022, Cook became the sixth.
- » As a team, State is hitting .317 with two outs, which is third in the SEC, and has 108 two-out RBIs, which ranks fourth.
- » MSU's 108 two-out RBIs rank fourth in school history since 2002. In that span, this year's average of 2.63 per game is the highest on record.

MOST CAREER TWO-OUT RBIS (SINCE 2002)

1. Caroline Seitz	74	2014-17
2. Mia Davidson	64	2018-22
3. Madisyn Kennedy	61	2020-p
Courtney Bures	61	2005-08
5. Paige Cook	58	2020-p
Ka'ili Smith	58	2009-12

THE TARYNE TREATMENT

- » State's pitching staff has been impressive under new pitching coach **Taryne Mowatt-McKinney**.
- » State's staff is among the top 25 nationally in strikeout-to-walk ratio (3.38; 12th), total walks (69; 16th), walks per seven innings (1.89; 17th), WHIP (1.13; 17th), walk rate (6.3 percent; 20th) and shutouts (10, 21st).
- » **Josey Marron** and **Aspen Wesley** have accounted for 16 of State's 19 complete games this season. As a team, MSU threw just eight complete games last year.

SWEET NOTHINGS

- » **Josey Marron** and **Matalasi Faapito** threw consecutive no-hitters, shutting down IUPUI on Feb. 9-10.
- » It was the first time State had no-hitters on consecutive days since the first two in school history on March 1-2, 1997, and it was the first time ever the Bulldogs have done so in consecutive games.
- » **Aspen Wesley** no-hit Ole Miss on Mar. 9, marking her first career no-hitter and State's first against an SEC team since Stephanie Becker no-hit the Rebels on April 14, 2013. It was only the third no-hitter in conference play in program history.
- » State has three pitchers with no-hitters this season, which trails only 2006 - when three pitchers tossed four no-hitters - for the most in a season in school history.

JOSEY JUST WINS

- » **Josey Marron** is 17-8 for her career with every loss coming against a ranked team. In her 29 career starts, MSU is 22-7.
- » Marron has thrown 11 complete games, including five solo shutouts against No. 22 South Carolina (4/5/24), No. 23 Louisiana (2/13/24), IUPUI (2/9/24), Furman (2/26/23) and South Florida (2/19/23).

ALL ABOUT ASPEN

- » **Aspen Wesley** is in the midst of a career year. She has posted her first 10-win season along with two of her five career shutouts.
- » She entered the season with just two career SEC victories and already has six in 2024. Wesley has set a career high with 92 strikeouts this year, and her 85.2 innings trails only 2022's 103.0 innings, of which 24 came in the postseason leaving her with 79.0 in the regular season.
- » She was named the SEC Co-Pitcher of the Week (Feb. 19) and the NCAA Pitcher of the Week (Feb. 20) after earning two complete-game victories against No. 23 Louisiana (Feb. 13) and No. 8 Clemson (Feb. 17).
- » She faced a team-high 55 batters in 13.0 innings over the week and allowed just one earned run while striking out 12.

MARCH MADI-NESS

- » **Madisyn Kennedy** led the team with a 1.133 slugging percentage and .547 on-base percentage in March while hitting 10 homers and collecting 34 RBIs.
- » She was named the No. 1 first baseman in the country in Softball America's monthly position rankings following her March outburst.
- » Kennedy was named NFCA and NCAA National Player of the Week (Mar. 19) after driving in 13 total runs against ULM and No. 13 Texas A&M.
- » She batted .571 in the series at Ole Miss (Mar. 8-10) with a 2.000 slugging percentage for the week and a .727 on-base percentage.
- » She hit a grand slam and a two-run homer against ULM (Mar. 13) for a career-high seven RBIs to tie the MSU single-game record.
- » Kennedy drove in six runs with two more homers in the series against No. 13 Texas A&M (Mar. 16-17).

FUN TIMES IN FAYETTEVILLE

- » State claimed its first series victory in Fayetteville since 2015 last weekend. The Bulldogs won their games in two very different ways.
- » Friday night was seventh comeback victory of the year and third time that the Bulldogs took their final lead in their last at-bat. MSU scored four runs in the top of the seventh to turn a 3-2 deficit into a 6-3 win.
- » On Sunday, State claimed its 12th run-rule victory of the year and its first on the road in SEC play since that 2015 series in Fayetteville.
- » MSU scored nine runs with two outs in the fourth, and State totaled four homers, including its school-record-tying fifth grand slam.

TAKING ON TOP TEAMS

- » Mississippi State played 11 NFCA-ranked teams in 25 games last year, which was a program record in the regular season.
- » State is 11-9 against ranked teams, including a 8-3 mark in road or neutral meetings, and is currently slated to play nine more such games, which would break last year's record.
- » The 11 ranked wins are a school record and lead all teams nationally. Only four teams nationally have more RPI top-25 wins than State (8).

TEAM NOTES

STATEMENT MADE

- » State won four consecutive games against ranked teams in a single week, highlighted by victories in Mexico against No. 8 Clemson and No. 13 Utah on Feb. 17.
- » MSU swept No. 23 Louisiana in a doubleheader on Feb. 13. The Bulldogs won the first game 9-1 in six innings, marking MSU's first run-rule victory against a ranked team since April 19, 2008 against then No. 21 Georgia (10-0 [5 inn.]).
- » MSU's four-game ranked winning streak was its longest since taking five straight at the end of the 2021 season and is the third-longest in school history.
- » Notably, only the school-record seven-game streak in 2004 saw MSU win at least four in a row against at least three different opponents.

THE #RICKETTSEFFECT

- » In nine full seasons since Ricketts arrived (2015), the Bulldogs have broken the school record for home runs four times, and each of the top five marks in school history came under her watch.
- » State broke the record with 73 in 2022, which gives Ricketts a hand in all three 70-homer seasons in school history.
- » Under Ricketts, State has homered in 55.0 percent of its games (294 of 534) and gone 213-81 in such contests.

NO HULLS IN THIS GLOVE!

- » **Riley Hull** has been one of the most-reliable defenders in program history. Her career .991 fielding percentage would tie the school record.
- » Hull is one of five players in program history to put together an error-less streak of 200 or more consecutive chances, going a career-best 297 chances error-free from April 10, 2022-March 5, 2023.

LONGEST MSU ERRORLESS STREAKS

1.	Blair Hewett	312 chances	Mar. 5, 2005-Mar. 12, 2006
2.	Riley Hull	297 chances	Apr. 10, 2022-Mar. 5, 2023
	Sam Lenahan	297 chances	Mar. 1, 2014-May 17, 2014
4.	Kate Jaspers	284 chances	Feb. 9, 2003-Apr. 5, 2003
5.	Chelsea Bramlett	253 chances	Mar. 1, 2008-Feb. 25, 2009

NEVER OUT OF IT

- » Since **Samantha Ricketts** took charge of the program, no lead has been safe for State's opponents.
- » In the program's modern era (since 1997), there have been just 10 comeback victories after trailing by five or more runs, and Ricketts has led five of those.
- » Prior to the Ricketts Era, State's last five-run comeback victory was against Ole Miss on March 20, 2015 (trailing 6-1, won 8-6).
- » Against No. 10 Florida (Mar. 28), Ricketts led the Bulldogs to a 13-12 victory after trailing, 12-6, in the bottom of the sixth inning. That marked the largest comeback in program history since trailing, 7-1, at North Alabama (4/3/21) before winning, 9-7.
- » The North Alabama game had previously stood as the largest comeback in program history since trailing 6-0 in the sixth inning of an eventual 8-6 win against then-No. 10 Alabama (4/9/04).

SEC COACHES 5+ RUN COMEBACK WINS AT CURRENT SCHOOL

1.	Beverly Smith	South Carolina	6
2.	Samantha Ricketts	Mississippi State	5
	Patrick Murphy	Alabama	5
	Rachel Lawson	Kentucky	5
	Larissa Anderson	Missouri	5
6.	Jamie Trachsel	Ole Miss	4

EVERYBODY UP!

- » State batted around in eight innings in 2023, and the Bulldogs have already done so nine times this year.
- » The Bulldogs scored a single-inning season-high 12 runs in the fourth inning against ULM (Mar. 13) and sent 15 batters to the plate.
- » State has scored eight runs an inning five times this year and sent 14 batters to the plate in a frame twice against Alcorn State (Mar. 3) and Troy (Mar. 2).
- » MSU has 13 run-rule victories on the year, which is tied for second-most in school history.

MSU SINGLE-SEASON RUN-RULE VICTORIES

1.	14	2024
2.	13	2008
3.	12	2004

OUR STATE

- » The Bulldogs are 27-5 against teams from the state of Mississippi under **Samantha Ricketts**. MSU has outscored in-state foes, 242-76, in her tenure.
- » State won six straight against Ole Miss, between the 2024 series win back to the 2021 SEC Tournament.
- » MSU won the 2024 series by taking the first two games, including a no-hitter in the clinching matchup.
- » The Bulldogs outscored the Rebels, 22-11, in the 2022 series, and capped the three-game set with a shutout in the finale.

LOVE FOR LEILANI

- » **Leilani Pulemau** will not play in 2023 and will medically retire at the end of the season. Pulemau has been diagnosed with the degenerative eye disease keratoconus and will have surgery midseason.
- » Pulemau has played in five games off the bench in her career, but her role off the field cannot be understated. She has been responsible for charting opposing pitchers over the last two years and will continue in that role this season.

RECRUITING ON THE RISE

- » **Samantha Ricketts** has signed three consecutive top-20 recruiting classes, highlighted by this year's freshman class.
- » The current Bulldog freshmen were tabbed the No. 10 recruiting class in the country last fall. Ricketts has signed three top-10 classes (No. 4 in 2017, No. 7 in 2019) at MSU dating back to her time as a primary recruiter when she was an assistant for State.
- » Additionally, under Ricketts, State has signed the first Bulldog in program history from six new states.

SETTLING NEW TERRITORY

- » **Samantha Ricketts** has expanded the Bulldogs' recruiting reach in recent years. She is responsible for recruiting the first softball student-athletes in MSU history from the states of Arkansas, Kentucky, Maryland, New Jersey, New York and West Virginia.
- » **Riley Hull** (Kentucky) and **Ella Wesolowski** (New York) are the first in program history from their respective states.
- » Additionally, **Kylee Edwards** is only the second Bulldog from Indiana and the first since Kayla Calvert (1999). **Josey Marron** is the first from the state of Iowa since Cassidy Knudsen (2018).
- » Next year's signing class includes Gretta Grassel, who will be just the second Bulldog from Wisconsin and first since 2012. Paige Ernestes (Indiana) and Taylor Troutman (Kentucky) will add to the rare home states represented on the roster.

NATIONAL TEAM NOTES

- » Mississippi State has been well-represented by USA Softball National Teams in recent years.
- » Assistant coach **Zac Shaw** won bronze at the 2023 WBSC World Cup (New Zealand) with the Men's National Team and is a part of the 2024 U.S. Men's National Team athlete pool.
- » Former Bulldog Mia Davidson (2018-22) has played with the U.S. Women's National Team since the 2022 Pan American Championships (Guatemala), competing at that event along with 2023 WBSC World Cup Group Stage (Ireland) and 2023 Pan American Games (Chile).
- » MSU alum Iyhia McMichael (2001-04) is currently serving as an assistant coach on the U.S. U-15 Girls' National Team where she's guided the team to the 2023 Utsugi Cup championship and a gold medal at the 2023 WBSC Americas Qualifier. In her playing days, McMichael won the 2003 Canada Cup with Team USA.
- » Additionally, player development fellow **Alyssa Loza** played with the Mexican Junior National Team in her playing career. Sophomore **Gabby Coffey** was a member of the Brazilian Junior National Team, and junior **Jessie Blaine** played with the 2019 U17 U.S. National Team and the Pan American Games.

AWARDS AND HONORS

NFCA PLAYER OF THE WEEK

Madisyn Kennedy (Mar. 19)

NCAA PLAYER OF THE WEEK

Madisyn Kennedy (Mar. 19)

NCAA PITCHER OF THE WEEK

Aspen Wesley (Feb. 20)

SEC PITCHER OF THE WEEK

Aspen Wesley (Feb. 19)

SEC FRESHMAN OF THE WEEK

Salen Hawkins (Mar. 12)

SOFTBALL AMERICA MARCH POSITION RANKINGS

Madisyn Kennedy - No. 1 - 1B

TEAM USA MEN'S NATIONAL TEAM

Zac Shaw (assistant coach)

#STATETOTHELEAGUE

- » 23 Mississippi State student-athletes have gone on to play professionally. Of those, 13 have been selected in a professional draft.
- » Samantha Ricketts has coached 11 pros and seven draftees while at MSU.
- » Four former Bulldogs were active in the professional ranks in the summer of 2023:
 - Mia Davidson - Athletes Unlimited / Team USA
 - Fa Leilua - WPF (Oklahoma City Spark)
 - Chloe Malau'ulu - WPF (Oklahoma City Spark)
 - Annie Willis - WPF (SmashItSports Vipers)

NCAA ACTIVE CAREER LEADERS (TOP 50)

PAIGE COOK	VALUE	RANK
Games Played	222	12
MATALASI FAAPITO	VALUE	RANK
Home Runs	41	44
MADISYN KENNEDY	VALUE	RANK
Games Played	226	8
SIERRA SACCO	VALUE	RANK
Batting Avg.	.385	40
Walks	113	10
BRYLIE ST. CLAIR	VALUE	RANK
Games Played	229	3

ALL FOR ALEX



- » **Alex Wilcox** was a member of the Bulldogs' 2018 team who inspired the nation with her courageous fight against ovarian cancer. That fight ultimately took her life that summer at the age of 18.
- » MSU immortalized Wilcox by retiring her No. 8 jersey on Sept. 15, 2018, making Wilcox the **first female student-athlete** in MSU history to have her jersey retired.
- » State's annual February Freezer tournament was rebranded in 2019 as **The Snowman: Alex Wilcox Memorial**.
- » The **All For Alex** campaign was started in 2021 as a joint effort of LSU head coach **Beth Torina** and MSU head coach **Samantha Ricketts**.
- » All 13 SEC schools unite to wear teal or teal accents for one day each year to recognize her impact on the softball community and raise awareness of the disease.
- » All For Alex Weekend was **April 13, 2024**, this season.

MSU RECORD WHEN

	OVERALL	SEC
BY GAME		
Day games (Before 5 p.m.)	17-10	4-9
Night games (After 5 p.m.)	12-2	5-0
In Extra Innings	0-1	0-1
vs. Ranked opponents	11-9	7-8
vs. Top-10 opponents	3-5	2-4
BY OPPOSING PITCHER		
vs. Left-handed Starter	4-2	1-1
vs. Right-handed Starter	25-10	8-8
BY MSU PITCHER		
Starter receives decision	24-10	8-8
Reliever receives decision	5-2	1-1
Starter goes 5.0+ inn.	18-8	7-6
Starter goes less than 5.0 inn.	11-4	2-3
BY SCORING / MARGIN		
Scoring first	21-4	5-3
Trailing first	8-8	4-6
In one-run games	4-3	2-2
In two-run games	1-2	0-1
Scoring 0-2 runs	2-6	0-4
Scoring 3-5 runs	5-4	3-6
Scoring 6-9 runs	10-2	4-2
Scoring 10+ runs	12-0	2-0
Allowing 0-2 runs	23-1	5-0
Allowing 3-5 runs	4-3	2-2
Allowing 6-9 runs	1-7	1-6
Allowing 10+ runs	1-1	1-1
BY THE STATS		
Collecting 0-3 hits	0-4	0-4
Collecting 4-6 hits	6-3	2-2
Collecting 7-9 hits	10-3	3-1
Collecting 10+ hits	13-2	4-2
Out-hit opponent	27-2	9-1
Out-hit by opponent	1-8	0-6
Hits are equal	1-2	0-2
Without hitting a home run	9-7	4-5
Hitting a home run	20-5	5-4
Opponent doesn't hit a home run	21-2	5-1
Opponent hits a home run	8-10	4-8
Errorless	10-1	5-1
Committing one error	13-5	2-4
Committing 2+ errors	6-6	1-4
Opponent is errorless	11-9	2-6
BY SCHEDULE		
February	12-3	0-0
March	13-6	6-6
April	4-3	3-3
May	0-0	0-0
Sunday	4-4	2-3
Monday	0-0	0-0
Tuesday	2-0	0-0
Wednesday	3-0	0-0
Thursday	4-0	1-0
Friday	7-1	4-0
Saturday	9-7	2-6
Game 1 of Season Series	19-4	5-1
Game 2 of Season Series	7-4	2-4
Game 3 of Season Series	3-4	2-4

BY CONFERENCE	
SEC	9-9
Arkansas	2-1
Florida	1-2
Georgia	0-0
Missouri	0-0
Ole Miss	2-1
South Carolina	2-1
Tennessee	1-2
Texas A&M	1-2
HORIZON	2-0
IUPUI	2-0
ACC	2-0
Clemson	1-0
Notre Dame	1-0
AMERICAN	3-0
Memphis	0-0
UAB	3-0
BIG 12	1-1
Oklahoma	0-1
UCF	1-0
BIG WEST	1-1
Cal State Fullerton	1-0
UC Davis	0-1
MOUNTAIN WEST	0-1
Fresno State	0-1
PAC-12	1-0
Utah	1-0
SOUTHERN	1-0
Samford	1-0
SUN BELT	6-0
Louisiana	2-0
South Alabama	0-0
Southern Miss	1-0
Troy	2-0
ULM	1-0
SWAC	3-0
Alabama State	1-0
Alcorn State	2-0

LEADING AFTER						
INNING	1	2	3	4	5	6
W-L	16-2	20-3	24-2	25-1	13-1	14-1

TRAILING AFTER						
INNING	1	2	3	4	5	6
W-L	3-6	4-8	2-7	2-9	2-7	1-8

TIED AFTER						
INNING	1	2	3	4	5	6
W-L	10-4	5-1	3-3	2-2	2-3	0-2

COME FROM BEHIND WINS			
DATE	OPPONENT	DEFICIT	FINAL
Feb. 17	No. 13 Utah	0-1 (T3)	W, 10-2 (6)
Feb. 22	vs. Notre Dame	0-3 (B1)	W, 7-4
Feb. 24	vs. Cal State Fullerton	1-2 (B3)	W, 4-2
Mar. 1	Troy	0-1 (B1)	W, 12-2 (5)
Mar. 3	Samford	0-1 (B2)	W, 11-1 (5)
Mar. 17	No. 13 Texas A&M	0-3 (T1)	W, 6-5
Mar. 22	at No. 18 Arkansas	0-3 (T5)	W, 6-3
Mar. 28	No. 10 Florida	6-12 (B6)	W, 13-12
Apr. 12	No. 4 Tennessee	0-1 (B1)	W, 9-1 (5)

LAST AT-BAT WINS			
DATE	OPPONENT	DEFICIT	FINAL
Mar. 2	Troy	0-0 (B6)	W, 5-2
Mar. 17	No. 13 Texas A&M	4-4 (B6)	W, 6-5
Mar. 22	at No. 18 Arkansas	2-3 (T7)	W, 6-3
Mar. 28	No. 10 Florida	6-12 (B6)	W, 13-12

WALK-OFF WINS			
DATE	OPPONENT	SCORE	FINAL
Feb. 13	No. 23 Louisiana	8-1	9-1 (6)



MISC. HITTING STATS

MULTI-HIT GAMES					
PLAYER	2	3	4	5+	TOTAL
Nadia Barbary	11	2	--	--	13
Sierra Sacco	10	1	1	--	12
Jessie Blaine	8	1	--	--	9
Salen Hawkins	9	--	--	--	9
Madisyn Kennedy	6	2	--	--	8
Kylee Edwards	7	--	--	--	7
Ella Wesolowski	4	3	--	--	7
Paige Cook	2	2	--	--	4
Brylie St. Clair	3	--	--	--	3
Aquana Brownlee	2	--	--	--	2
Riley Hull	2	--	--	--	2
TOTAL	64	11	1	0	76

MULTI-RBI GAMES					
PLAYER	2	3	4	5+	TOTAL
Madisyn Kennedy	3	6	1	2	12
Salen Hawkins	8	--	1	--	9
Nadia Barbary	4	1	1	1	7
Jessie Blaine	5	1	1	--	7
Ella Wesolowski	5	1	1	--	7
Paige Cook	2	2	--	1	5
Aquana Brownlee	4	--	--	--	4
Kylee Edwards	1	1	2	--	4
Sierra Sacco	1	1	1	--	3
Megan Davidson	1	--	--	--	1
Lexi Sosa	1	--	--	--	1
TOTAL	35	13	8	4	60

HITTING STREAKS*			
PLAYER	CURRENT	2024	CAREER
Jadyn Burney	2	2	2
Paige Cook	1	7^	8
Madisyn Kennedy	1	5	7
Ella Wesolowski	1	6	6
Saleyna Daniel	1	2	3
Jessie Blaine*	--	8^	8^
Nadia Barbary	--	7	7
Salen Hawkins	--	7	7
Sierra Sacco*	--	4	12
Kylee Edwards	--	4	4
Aquana Brownlee	--	3	10
Brylie St. Clair	--	3	8
Matalasi Faapito*	--	2	14
Riley Hull	--	2	4
Lexi Sosa	--	2	3
Morgan Bernardini	--	1	1
Megan Davidson	--	1	1
Gabby Coffey	--	--	1
Kat Wallace	--	--	1

* includes transfer stats | ^ streak carried over from prior season

ON-BASE STREAKS*			
PLAYER	CURRENT	2024	CAREER
Jadyn Burney	5	5	5
Jessie Blaine*	4	13	13
Paige Cook	1	12^	12^
Ella Wesolowski	1	10	10
Madisyn Kennedy	1	25	25
Kylee Edwards	1	6	6
Saleyna Daniel	1	2	5
Sierra Sacco*	--	21^	35*
Nadia Barbary	--	9	9
Salen Hawkins	--	7	7
Riley Hull	--	7	7
Aquana Brownlee	--	5	14
Brylie St. Clair	--	5	8
Lexi Sosa	--	4	4
Morgan Bernardini	--	4	4
Matalasi Faapito	--	2	26*
Megan Davidson	--	1	1
Kat Wallace	--	1	3
Kiarra Sells	--	1	1
Gabby Coffey	--	--	2

* includes transfer stats | ^ streak carried over from prior season

HOME RUN LOG

NO.	PLAYER	OPPONENT	DATE	RUNS	INNING	OUTS	COUNT	SCORE AT TIME	FINAL
1	Madisyn Kennedy	UAB	Feb. 9	1	2	0	1-1	1-0	W, 11-0 (5)
2	Kylee Edwards	UAB	Feb. 9	1	2	0	0-0	2-0	W, 11-0 (5)
3	Jessie Blaine	IUPUI	Feb. 9	2	1	0	1-0	1-0	W, 8-0 (5)
4	Ella Wesolowski	IUPUI	Feb. 9	3	3	1	1-2	3-0	W, 8-0 (5)
5	Paige Cook	IUPUI	Feb. 10	3	2	2	1-0	5-0	W, 10-0 (5)
6	Madisyn Kennedy	Clemson	Feb. 17	2	2	0	3-2	0-0	W, 6-3
7	Jessie Blaine	Utah	Feb. 17	3	3	1	0-0	0-1	W, 10-2 (6)
8	Kylee Edwards	UCF	Feb. 22	1	2	0	2-2	2-4	W, 7-4
9	Jessie Blaine	Oklahoma	Feb. 23	2	1	2	1-1	0-0	L, 3-9
10	Madisyn Kennedy	Southern Miss	Feb. 29	2	1	2	1-0	0-0	W, 9-0 (5)
11	Nadia Barbary	Southern Miss	Feb. 29	3	2	1	0-0	3-0	W, 9-0 (5)
12	Jessie Blaine	Troy	Mar. 1	4	1	0	1-1	2-1	W, 12-2 (5)
13	Nadia Barbary	Alcorn State	Mar. 2	3	2	1	1-0	2-0	W, 13-2 (5)
14	Ella Wesolowski	Alcorn State	Mar. 2	2	4	1	0-0	11-1	W, 13-2 (5)
15	Kylee Edwards	Troy	Mar. 2	4	6	2	1-1	1-0	W, 5-2
16	Jessie Blaine	Alcorn State	Mar. 3	1	1	2	3-2	2-0	W, 15-0 (5)
17	Kylee Edwards	Alcorn State	Mar. 3	2	1	2	2-1	3-0	W, 15-0 (5)
18	Madisyn Kennedy	Samford	Mar. 3	3	3	1	3-1	1-1	W, 11-1 (5)
19	Salen Hawkins	Samford	Mar. 3	2	3	2	1-1	4-1	W, 11-1 (5)
20	Madisyn Kennedy	Ole Miss	Mar. 9	1	4	0	3-2	2-0	W, 4-0
21	Madisyn Kennedy	Ole Miss	Mar. 10	3	1	2	1-2	0-0	L, 9-10 (8)
22	Madisyn Kennedy	Ole Miss	Mar. 10	2	3	0	0-1	4-2	L, 9-10 (8)
23	Madisyn Kennedy	ULM	Mar. 13	4	4	0	0-1	4-0	W, 15-0 (5)
24	Nadia Barbary	ULM	Mar. 13	4	4	2	2-0	9-0	W, 15-0 (5)
25	Madisyn Kennedy	ULM	Mar. 13	2	4	2	3-2	13-0	W, 15-0 (5)
26	Madisyn Kennedy	Texas A&M	Mar. 16 (62)	1	6	0	1-1	2-8	L, 5-8
27	Madisyn Kennedy	Texas A&M	Mar. 17	3	1	0	3-2	0-3	W, 6-5
28	Nadia Barbary	Alabama State	Mar. 20	2	2	2	0-0	3-0	W, 10-2
29	Paige Cook	Alabama State	Mar. 20	2	5	0	1-1	5-0	W, 10-2
30	Madisyn Kennedy	at Arkansas	Mar. 24	2	1	1	1-2	0-0	W, 15-7 (5)
31	Sierra Sacco	at Arkansas	Mar. 24	3	2	1	3-2	3-0	W, 15-7 (5)
32	Ella Wesolowski	at Arkansas	Mar. 24	4	4	2	2-1	7-2	W, 15-7 (5)
33	Salen Hawkins	at Arkansas	Mar. 24	2	4	2	1-1	11-2	W, 15-7 (5)
34	Salen Hawkins	Florida	Mar. 28	1	3	1	1-2	0-2	W, 13-12
35	Madisyn Kennedy	Florida	Mar. 28	2	3	2	0-0	2-2	W, 13-12
36	Paige Cook	Florida	Mar. 28	2	6	2	0-1	11-12	W, 13-12
37	Madisyn Kennedy	UAB	Apr. 3	3	1	0	3-1	0-0	W, 14-0 (5)
38	Aquana Brownlee	UAB	Apr. 3	2	3	2	1-2	12-0	W, 14-0 (5)
39	Madisyn Kennedy	South Carolina	Apr. 5	1	1	2	3-1	0-0	W, 6-0
40	Jessie Blaine	Tennessee	Apr. 13	1	4	2	0-0	0-3	L, 1-6
41	Paige Cook	Tennessee	Apr. 14	3	4	1	1-1	0-5	L, 3-7

HOME RUN BREAKDOWN

TOTAL	41	SEASON	SOLO	2R	3R	GS	TOTAL	CAREER	SOLO	2R	3R	GS	TOTAL
Home	25	Madisyn Kennedy	4	6	4	1	15	Matalasi Faapito*	23	13	4	1	41
Road	12	Jessie Blaine	2	2	1	1	6	Madisyn Kennedy	13	12	11	2	38
Neutral	4	Kylee Edwards	2	1	--	1	4	Paige Cook	7	11	8	--	26
vs. LHP	8	Nadia Barbary	--	1	2	1	4	Jessie Blaine*	7	4	5	1	17
vs. RHP	33	Paige Cook	--	2	2	--	4	Aquana Brownlee	4	3	2	1	10
With 0 Outs	13	Salen Hawkins	1	2	--	--	3	Nadia Barbary	3	2	2	1	8
With 1 Out	11	Ella Wesolowski	--	1	1	1	3	Kylee Edwards	2	1	--	1	4
With 2 Outs	17	Aquana Brownlee	--	1	--	--	1	Salen Hawkins	1	2	--	--	3
Solo	9	Sierra Sacco	--	--	1	--	1	Ella Wesolowski	--	1	1	1	3
Two-Run	16							Saleyna Daniel	1	--	--	--	1
Three-Run	11							Sierra Sacco	--	--	1	--	1
Grand Slam	5							Lexi Sosa*	1	--	--	--	1
Back-to-Back	1												
Pinch-Hit	2												
Walk-Off	0												
Consecutive Games with HR (Season Long)	2 (6)												
Consecutive Games without HR (Season Long)	0 (3)												

*includes transfer stats



SPECIALTY STATS

OFFENSE BREAKDOWN

MONTH																		
	GP	AVG	AB	R	H	2B	3B	HR	RBI	TB	SLG	BB	HBP	SO	GDP	OBP	SB	ATT
February	15	.344	378	89	130	23	2	11	83	190	.503	52	10	58	4	.430	18	20
March	19	.333	478	155	159	31	4	25	141	273	.571	103	16	62	3	.457	12	14
April	7	.282	177	38	50	10	0	5	35	75	.424	27	3	35	4	.381	5	5
May																		
LOCATION																		
	GP	AVG	AB	R	H	2B	3B	HR	RBI	TB	SLG	BB	HBP	SO	GDP	OBP	SB	ATT
Home	22	.358	505	174	181	33	3	25	156	295	.584	104	19	77	5	.474	27	29
Away	11	.307	309	74	95	18	2	12	71	153	.495	49	6	37	5	.406	4	5
Neutral	8	.288	219	34	63	13	1	4	32	90	.411	29	4	41	1	.376	4	5
SERIES																		
	GP	AVG	AB	R	H	2B	3B	HR	RBI	TB	SLG	BB	HBP	SO	GDP	OBP	SB	ATT
The Snowman	4	.420	88	35	37	6	1	5	32	60	.682	15	2	5	2	.505	6	7
Louisiana	2	.423	52	11	22	3	0	0	10	25	.481	5	3	10	1	.484	4	4
Puerto Vallarta College Challenge	3	.307	88	17	27	8	1	2	15	43	.489	12	2	11	0	.402	3	4
Mary Nutter Collegiate Classic	5	.275	131	17	36	5	0	2	17	47	.359	17	2	30	1	.359	1	1
Bulldog Invitational	6	.417	115	65	48	10	2	10	57	92	.800	45	5	13	0	.576	13	14
at Ole Miss	3	.302	86	18	26	6	1	3	17	43	.500	17	2	10	2	.417	0	0
Texas A&M	3	.235	68	11	16	2	0	2	10	24	.353	15	3	16	1	.395	0	0
at Arkansas	3	.313	83	21	26	6	0	4	20	44	.530	7	2	9	0	.380	0	1
Florida	3	.348	89	24	31	8	0	3	22	48	.539	11	3	12	0	.425	1	1
at South Carolina	3	.272	81	11	22	3	0	1	11	28	.345	14	0	14	3	.375	0	0
Tennessee	3	.224	67	13	15	4	0	2	10	25	.373	7	3	20	1	.316	3	3
at Missouri																		
Georgia																		
SEC Tournament																		

ACTIVE HITTING STREAKS (MIN. 3 GAMES)

	GM	AVG	AB	R	H	2B	3B	HR	RBI	TB	SLG	BB	HBP	SO	GDP	OBP	SB	ATT
None																		

ACTIVE ON-BASE STREAKS (MIN. 7 GAMES)

	GM	AVG	AB	R	H	2B	3B	HR	RBI	TB	SLG	BB	HBP	SO	GDP	OBP	SB	ATT
None																		

PITCHING BREAKDOWN

MONTH																		
	GP	ERA	W-L	CG	SHO	SV	IP	H	R	ER	BB	SO	2B	3B	HR	B/AVG	WP	HP
February	15	1.64	12-3	7	4	2	93.2	75	30	22	10	86	12	2	5	.211	3	6
March	19	4.39	13-6	8	3	2	118.0	107	82	74	46	104	17	3	19	.235	9	11
April	7	2.55	4-3	4	3	0	44.0	35	17	16	13	43	4	0	5	.215	3	2
May																		
LOCATION																		
	GP	ERA	W-L	CG	SHO	SV	IP	H	R	ER	BB	SO	2B	3B	HR	B/AVG	WP	HP
Home	22	3.53	16-6	10	6	2	131.0	112	74	66	39	137	19	4	18	.220	12	10
Away	11	2.56	8-3	7	4	0	71.0	52	29	26	21	57	8	0	6	.204	1	6
Neutral	8	2.61	5-3	2	0	2	53.2	53	26	20	9	39	6	1	5	.251	2	3
SERIES																		
	GP	ERA	W-L	CG	SHO	SV	IP	H	R	ER	BB	SO	2B	3B	HR	B/AVG	WP	HP
The Snowman	4	0.32	4-0	2	3	0	22.0	9	2	1	0	30	0	1	0	.115	1	0
Louisiana	2	0.54	2-0	2	0	0	13.0	10	2	1	1	9	6	0	0	.208	0	3
Puerto Vallarta College Challenge	3	1.07	2-1	2	0	0	19.2	15	7	3	3	18	1	0	2	.200	0	1
Mary Nutter Collegiate Classic	5	3.50	3-2	0	0	2	34.0	38	19	17	6	21	5	1	3	.279	2	2
Bulldog Invitational	6	1.09	6-0	2	2	1	32.0	21	7	5	6	30	2	1	1	.178	5	1
at Ole Miss	3	3.33	2-1	2	1	0	21.0	15	11	10	12	17	2	0	2	.205	0	1
Texas A&M	3	7.37	1-2	2	0	0	19.0	23	22	20	12	18	4	0	5	.284	3	1
at Arkansas	3	4.28	2-1	2	0	0	18.0	20	13	11	3	9	4	0	4	.278	0	4
Florida	3	8.67	1-2	1	0	1	21.0	25	27	26	9	24	5	2	7	.284	0	3
at South Carolina	3	1.05	2-1	3	2	0	20.0	11	3	3	5	19	2	0	0	.189	0	0
Tennessee	3	4.79	1-2	1	0	0	19.0	21	14	13	8	20	2	0	5	.276	3	2
at Missouri																		
Georgia																		
SEC Tournament																		

PINCH HITTING

2024	AVG	AB	H	FP*	XBH	RBI
TEAM	.271	59	16	15	7	12
Jessie Blaine	1.000	1	1	0	1	0
Ella Wesolowski	1.000	1	1	0	1	2
Morgan Bernardini	.500	2	1	1	0	0
Paige Cook	.500	2	1	0	1	1
Saleyna Daniel	.500	6	3	1	1	1
Madisyn Kennedy	.500	2	1	0	1	1
Lexi Sosa	.429	7	3	2	1	3
Aquana Brownlee	.211	19	4	5	1	3
Matalasi Faapito	.167	7	1	4	0	1
Jadyn Burney	.000	1	0	1	0	0
Gabby Coffey	.000	5	0	0	0	0
Megan Davidson	.000	2	0	0	0	0
Kiarra Sells	.000	2	0	1	0	0
Kat Wallace	.000	2	0	0	0	0

CAREER	AVG	AB	H	FP*	XBH	RBI
UNDER RICKETTS	.251	235	59	58	18	48
Riley Hull	1.000	1	1	1	0	1
Ella Wesolowski	1.000	1	1	0	1	2
Lexi Sosa*	.417	12	5	2	1	5
Jessie Blaine*	.412	17	7	0	2	4
Paige Cook	.400	10	4	1	2	7
Saleyna Daniel	.375	16	6	2	2	1
Brylie St. Clair	.333	6	2	0	1	1
Aquana Brownlee	.241	29	7	7	3	8
Matalasi Faapito*	.222	18	4	7	0	1
Madisyn Kennedy	.200	5	1	0	1	1
Morgan Bernardini	.167	6	1	2	0	0
Gabby Coffey	.125	8	1	1	0	0
Nadia Barbary	.000	1	0	0	0	0
Jadyn Burney	.000	1	0	1	0	0
Megan Davidson	.000	2	0	0	0	0
Kiarra Sells	.000	5	0	4	0	0
Kat Wallace	.000	2	0	0	0	0

^ Free Passes include walks and hit-by-pitches

SCORELESS INNINGS

START TO FINISH INNINGS	2024	CAREER	
Josey Marron	65	123	
Aspen Wesley	55	218	
Matalasi Faapito*	16	230	
Delaineey Everett	15	15	
Lexi Sosa*	13	55	
Hosanna Lindblade	0	0	
STREAKS	ACTIVE	2024	CAREER
Matalasi Faapito*	2.1	6.0	9.1
Delaineey Everett	2.0	10.0	10.0
Lexi Sosa*	1.1	9.2* ²⁰²²	20.0
Hosanna Lindblade	0.2	0.2	0.2
Aspen Wesley	0.2	11.1	15.0
Josey Marron	0.1	13.2	18.0

INHERITED RUNNERS

2024	PCT.	IR	RS
TEAM	57.1	14	8
Josey Marron	0.0	2	0
Delaineey Everett	57.1	7	4
Lexi Sosa	66.7	3	2
Matalasi Faapito	100.0	2	2
Hosanna Lindblade	--	0	0
Aspen Wesley	--	0	0
CAREER	PCT.	IR	RS
UNDER MOWATT-MCKINNEY	57.1	14	8
Josey Marron	0.0	5	0
Matalasi Faapito*	37.5	56	21
Aspen Wesley	40.0	40	16
Delaineey Everett	57.1	7	4
Lexi Sosa*	66.7	3	2
Hosanna Lindblade	--	0	0

ERRORLESS STREAKS*

STREAKS	ACTIVE	2024	CAREER
Sierra Sacco	122**	122**	122**
Riley Hull	93	130*	297
Jessie Blaine	64	64	64
Saten Hawkins	38	38	38
Madisyn Kennedy	36	55	56
Kylee Edwards	31	31	31
Aquana Brownlee	29*	29*	67
Brylie St. Clair	23	29*	65
Paige Cook	11	26*	42
Kat Wallace	7*	7*	31
Ella Wesolowski	6	60	60
Josey Marron	6	14*	14*
Delaineey Everett	6	6	6
Kiarra Sells	6*	6*	6*
Jadyn Burney	5	5	5
Nadia Barbary	4	35*	45
Matalasi Faapito	4	4	39*
Aspen Wesley	3	10	26
Lexi Sosa	2	7	7
Megan Davidson	2	2	2
Saleyna Daniel	1	1	17
Hosanna Lindblade	1	1	1
Morgan Bernardini	1	1	1

+ counts total putouts and assists between errors
* includes 2023 stats | ^ includes transfer stats



THE SOUTHEASTERN CONFERENCE (THROUGH APRIL 14)



STANDINGS

	CONF	PCT.	GB	ALL	PCT.	HOME	AWAY	NEUTRAL
Tennessee	12-3	.800	---	32-7	.821	14-1	14-2	4-4
Florida	10-5	.667	2.0	35-9	.795	17-3	12-4	6-2
Texas A&M	11-6	.647	2.0	32-9	.780	20-2	6-6	6-1
Arkansas	9-6	.600	3.0	30-11	.732	15-6	9-4	6-1
LSU	10-8	.556	3.5	33-8	.805	24-4	6-4	3-0
Georgia	8-7	.533	4.0	33-10	.767	21-4	6-5	6-1
Mississippi State	9-9	.500	4.5	29-12	.707	16-6	8-3	5-3
Alabama	7-7	.500	4.5	30-9	.769	17-5	7-4	6-0
Missouri	7-8	.467	5.0	33-11	.750	6-4	13-5	14-2
South Carolina	5-10	.333	7.0	29-15	.659	18-11	5-3	6-1
Auburn	5-10	.333	7.0	23-13-1	.635	16-7-1	4-6	3-0
Kentucky	5-10	.333	7.0	26-15	.634	11-6	4-7	11-2
Ole Miss	3-12	.200	9.0	23-19	.548	7-12	9-6	7-1

AROUND THE LEAGUE (ALL TIMES CT)

#14/15 Alabama:	4/19-21 at #16/14 Arkansas
#16/14 Arkansas:	4/19-21 vs. #14/15 Alabama
Auburn:	4/17 at UAB, 5 p.m. (ESPN+)
#10/10 Florida:	4/19-21 vs. South Carolina
#9/9 Georgia:	4/17 vs. USC Upstate, 5 p.m. (SECN+)
#24/23 Kentucky:	4/17 at Western Kentucky, 6 p.m. (ESPN+)
#7/7 LSU:	4/16 vs. #25/19 Louisiana, 6 p.m. (SECN+)
#13/13 Missouri:	4/17 vs. SIUE, 5 p.m. (SECN+)
Ole Miss:	4/16 vs. Louisiana Tech, 3 p.m. (SECN+); 4/16 vs. Louisiana Tech, 5:30 p.m. (SECN+)
South Carolina:	4/19-21 at #10/10 Florida
#4/4 Tennessee:	4/19-21 vs. #7/7 LSU
#11/12 Texas A&M:	4/17 at North Texas, 6 p.m. (ESPN+)

MSU AROUND THE NATION (THROUGH APRIL 14)

TEAM STAT RANKINGS (TOP 50)	VALUE	RANK
Batting Avg.	.329	16
Double Plays	18	29
Double Plays/Game	0.44	33
Doubles	64	26
Doubles / Game	1.56	37
Hits	340	35
Home Runs	41	39
Home Runs / Game	1.00	41
On-Base Pct.	.436	6
OPS	.956	10
Runs	282	11
Runs Batted In	259	12
Sacrifice Flies	21	5
Scoring (Runs / Game)	6.88	10
Shutouts	10	21
Slugging Pct.	.522	18
Strikeout-Walk Ratio	3.38	12
Strikeout Rate (Batting)	12.1%	51
Strikeouts (Pitching)	233	36
Strikeout Rate (Pitching)	21.4%	33
Strikeouts / 7 Inn.	6.38	35
Total Bases	539	34
Walks (Batting)	182	4
Walk Rate (Batting)	14.2%	4
Walks (Pitching)	69	16
Walk Rate (Pitching)	6.3%	20
Walks / 7 Inn.	1.89	17
Weighted Runs Created+	147	11
WHIP	1.13	17
Winning Pct.	.707	34

INDIVIDUAL STAT RANKINGS (TOP 75)

NADIA BARBARY	VALUE	RANK
Doubles	15	12
Doubles / Game	0.37	30
JESSIE BLAINE	VALUE	RANK
On-Base Pct.	.492	71
Walk Rate	19.4%	59
PAIGE COOK	VALUE	RANK
Sacrifice Flies	5	10
SALEN HAWKINS	VALUE	RANK
Sacrifice Flies	4	25
MADISYN KENNEDY	VALUE	RANK
Home Runs	15	13
Home Runs / Game	0.38	13
OPS	1.444	8
Runs Batted In	51	10
Runs Batted In / Game	1.31	7
Sacrifice Flies	4	25
Slugging Pct.	.957	6
Total Bases	88	57
Weighted Runs Created+	239	11
JOSEY MARRON	VALUE	RANK
Shutouts	3	60
Walks / 7 Inn.	1.54	68
SIERRA SACCO	VALUE	RANK
On-Base Pct.	.516	28
Runs / Game	1.10	21
Stolen Bases	16	73
Walks / Game	0.88	6
Walk Rate	23.1	15
ASPEN WESLEY	VALUE	RANK
Hits / 7 Inn.	5.23	72
Strikeout Rate	25.1%	67
Strikeouts / 7 inn.	7.52	63

TEAM STAT RANKINGS

CATEGORY	ALL GAMES	SEC GAMES
Batting Avg.	.328 2nd	.287 1st
Slugging Pct.	.521 5th	.447 3rd
On-Base Pct.	.435 2nd	.388 1st
Hits	339 4th	136 1st
Runs Scored	282 2nd	98 1st
Doubles	64 4th	29 1st
Triples	6 T-7th	1 T-7th
Home Runs	41 7th	15 T-5th
Total Bases	538 6th	212 1st
At Bats	1,033 9th	474 2nd
Walks	182 2nd	71 2nd
Stolen Bases	35 9th	4 T-10th
Earned Run Avg.	3.07 12th	4.92 12th
Opp. Batting Avg.	.223 8th	.251 7th
Innings Pitched	255.2 11th	118.0 2nd
Strikeouts	233 12th	107 3rd
Strikeouts Looking	47 13th	25 T-5th
Walks Allowed	69 3rd	49 7th
Hits Allowed	217 6th	115 11th
Runs Allowed	129 11th	90 13th
Fielding Pct.	.960 13th	.968 7th

INDIVIDUAL STAT RANKINGS (TOP 10)

NADIA BARBARY	VALUE	RANK
Doubles	15	2
JESSIE BLAINE	VALUE	RANK
On-Base Pct.	.492	8
Walks	25	9
Walk Rate	19.4%	8
PAIGE COOK	VALUE	RANK
Sacrifice Flies	5	1
KYLEE EDWARDS	VALUE	RANK
Assists	76	7
Strikeout Rate	4.2%	3
Toughest to Strike Out	1/20.0 ABs	4
Triples	2	10
DELAINEY EVERETT	VALUE	RANK
Hits Allowed	22	9
Runs Allowed	11	10
Walks Allowed	5	4
SALEN HAWKINS	VALUE	RANK
Sacrifice Flies	4	3
MADISYN KENNEDY	VALUE	RANK
Double Plays Turned	11	9
Home Runs	15	1
On-Base Pct.	.487	10
OPS	1.444	1
Runs Batted In	51	2
Sacrifice Flies	4	3
Slugging Pct.	.957	1
Total Bases	88	5
Weighted Runs Created+	239	1
JOSEY MARRON	VALUE	RANK
Complete Games	8	8
Saves	2	9
Walk Rate	5.3%	4
Walks / 7 Inn.	1.54	4
LEXI SOSA	VALUE	RANK
Runs Allowed	8	7
Walks Allowed	3	1
SIERRA SACCO	VALUE	RANK
Fielding Pct.	1.000	1
On-Base Pct.	.516	5
Runs	43	5
Stolen Bases	16	3
Triples	3	4
Walks	36	2
Walk Rate	23.1%	3
ASPEN WESLEY	VALUE	RANK
Complete Games	8	8
Games Started	17	7
Saves	2	9
Strikeouts / 7 Inn.	7.52	7



MSU IN THE POLLS

NFCA COACHES' POLL

TEAM	RECORD	PREV
1. Texas (24)	35-6	2
2. Oklahoma (8)	38-4	1
3. Duke	37-4	3
4. Tennessee	32-7	4
5. Stanford	34-7	8
6. Oklahoma State	35-8	5
7. LSU	33-7	6
8. Washington	28-7	10
9. Georgia	33-10	7
10. Florida	35-9	9
11. Texas A&M	32-9	11
12. UCLA	24-9	t12
13. Missouri	33-11	14
14. Alabama	30-9	t12
15. Virginia Tech	31-9-1	15
16. Arkansas	30-11	17
17. Mississippi State	29-12	16
18. Florida State	31-10	18
19. Arizona	28-13-1	21
20. California	29-12	20
21. Clemson	28-14	19
22. Oregon	24-15	22
23. Boston University	34-4	24
24. Kentucky	26-15	RV
25. Louisiana	29-14	RV

RECEIVING VOTES: South Carolina (55), Northwestern (35), Miami (Ohio) (31), Texas State (16), Auburn (15), Kansas (1), FAU (1), Grand Canyon (1).

DISOFTBALL.COM

TEAM	RECORD	PREV
1. Texas	35-6	1
2. Oklahoma	38-4	2
3. Stanford	34-7	3
4. Duke	37-4	5
5. Tennessee	32-7	6
6. Washington	28-7	10
7. Oklahoma State	35-8	4
8. LSU	33-8	8
9. Florida	35-9	7
10. Missouri	33-11	16
11. Texas A&M	33-9	13
12. UCLA	24-9	12
13. Arkansas	30-11	11
14. Georgia	33-10	9
15. Virginia Tech	31-9-1	14
16. Florida State	31-10	18
17. Mississippi State	29-12	15
18. Alabama	30-10	17
19. Arizona	28-13-1	23
20. Louisiana	29-14	24
21. Northwestern	26-8	22
22. Clemson	28-14	19
23. Boston University	35-4	21
24. Kentucky	26-15	NR
25. Oregon	24-15	25

MSU RANKING HISTORY

NFCA/USA Today

Highest: 15 (Week 3, 2008)
First Top 5: N/A
First Top 10: N/A
First Top 25: Week 3, 2000 (24)
Last Top 25: Week 10, 2024 (17)

USA Softball

Highest: 15 (Week 5, 2008)
First Top 5: N/A
First Top 10: N/A
First Top 25: Week 4, 2006 (24)
Last Top 25: Week 10, 2024 (17)

ESPN/USA SOFTBALL

TEAM	RECORD	PREV
1. Texas (25)	35-6	1
2. Oklahoma	38-4	2
3. Duke	37-4	3
4. Tennessee	32-7	4
5. Stanford	34-7	7
6. Oklahoma State	35-8	5
7. LSU	33-8	6
8. Washington	28-7	10
9. Georgia	33-10	8
10. Florida	36-9	9
11. UCLA	24-9	11
12. Texas A&M	32-9	12
13. Missouri	33-11	15
14. Arkansas	30-11	14
15. Alabama	30-9	13
16. Virginia Tech	31-9-1	16
17. Mississippi State	29-12	17
18. Florida State	31-10	18
19. Louisiana	29-14	21
T20. Clemson	28-13	19
T20. Oregon	24-15	20
22. Arizona	28-13-1	T25
23. Kentucky	26-15	RV
24. California	29-12	23
25. Texas State	33-12	22

RECEIVING VOTES: Northwestern (30), Kansas (26), Boston University (16), Kentucky (11), Miami (Ohio) (9), Penn State (7), Virginia (3), Wichita State (1), Auburn (1), Louisville (1), UCF (1).

SOFTBALL AMERICA

TEAM	RECORD	PREV
1. Texas	35-6	3
2. Oklahoma	38-4	2
3. Duke	37-4	1
4. Tennessee	32-7	5
5. Stanford	34-7	6
6. Oklahoma State	35-8	3
7. Texas A&M	32-9	10
8. Arkansas	30-11	13
9. Missouri	33-11	18
10. LSU	33-8	7
11. Georgia	33-10	9
12. Florida	35-9	8
13. Alabama	30-9	15
14. Washington	28-7	12
15. Mississippi State	29-12	11
16. UCLA	24-9	14
17. Louisiana	29-14	17
18. Virginia Tech	31-9-1	16
19. Florida State	31-10	20
20. Northwestern	26-8	21
21. Texas State	33-12	19
22. Arizona	28-13-1	NR
23. Penn State	30-9	22
24. Miami	32-6	NR
25. Kentucky	26-15	NR

MSU WEEK-BY-WEEK

	NFCA	USA	D1	SA	DSR	RPI	RECORD
Preseason	NR	RV	NR	NR	--	--	--
Week 1	NR	NR	NR	NR	--	--	4-0
Week 2	25	20	21	18	--	--	8-1
Week 3	24	23	21	21	--	--	11-3
Week 4	24	23	17	18	--	23	17-3
Week 5	21	21	18	18	--	18	19-4
Week 6	20	20	18	18	14	17	21-6
Week 7	17	17	16	15	15	20	24-7
Week 8	16	16	16	15	17	20	25-9
Week 9	16	17	15	11	13	17	28-10
Week 10	17	17	17	15	13	17	29-12
Week 11							
Week 12							
Week 13							
Week 14							
Final							

VS. RANKED OPPONENTS

DATE	OPP.	NFCA RANK	RESULT
Feb. 13	Louisiana	23	W, 9-1 (6)
Feb. 13	Louisiana	23	W, 2-1
Feb. 17	Clemson	8	W, 6-3
Feb. 17	Utah	13	W, 10-2 (6)
Feb. 23	Oklahoma	1	L, 3-9
Mar. 16	Texas A&M	13	L, 0-9 (5)
Mar. 16	Texas A&M	13	L, 5-8
Mar. 17	Texas A&M	13	W, 6-5
Mar. 22	Arkansas	18	W, 6-3
Mar. 23	Arkansas	18	L, 0-3
Mar. 24	Arkansas	18	W, 15-7 (5)
Mar. 28	Florida	10	W, 13-12
Mar. 29	Florida	10	L, 5-8
Mar. 30	Florida	10	L, 6-7
Apr. 4	South Carolina	22	W, 6-0
Apr. 5	South Carolina	22	W, 4-0
Apr. 6	South Carolina	22	L, 1-3
Apr. 12	Tennessee	4	W, 9-1 (5)
Apr. 13	Tennessee	4	L, 1-6
Apr. 14	Tennessee	4	L, 3-7

RECORD: 11-9

ALL-TIME RECORD VS. RANKED OPPONENTS*

RANKING	RECORD	RANKING	RECORD
1	2-15	14	4-18
2	2-17	15	4-25
3	5-26	16	4-16
4	6-34	17	9-19
5	1-19	18	6-11
6	3-11	19	7-9
7	8-25	20	8-11
8	4-11	21	8-19
9	4-13	22	10-8
10	9-30	23	6-7
11	6-15	24	6-12
12	1-16	25	5-5
13	4-17	TOTAL	132-409

*The NFCA/USA Today Coaches' Poll is considered the poll of record by Mississippi State.



RESULTS



2024 Mississippi State Softball
Game Results for Mississippi State (as of Apr 14, 2024)
(All games)



Date	Opponent	Score	Inns	Overall	SEC	Pitcher of record	Attend	Time
1 Feb 09, 2024	UAB	w 11-0	5	1-0-0	0-0-0	A. Wesley (W 1-0)	585	1:31
1 Feb 09, 2024	IUPUI	w 8-0	5	2-0-0	0-0-0	J. Marron (W 1-0)	585	1:10
1 Feb 10, 2024	IUPUI	w 10-0	5	3-0-0	0-0-0	M. Faapito (W 1-0)	592	1:24
1 Feb 10, 2024	UAB	w 6-2	7	4-0-0	0-0-0	L. Sosa (W 1-0)	592	1:44
Feb 13, 2024	#23 LOUISIANA-1	w 9-1	6	5-0-0	0-0-0	A. Wesley (W 2-0)	327	2:00
Feb 13, 2024	#23 LOUISIANA-2	w 2-1	7	6-0-0	0-0-0	J. Marron (W 2-0)	327	1:45
2 Feb 17, 2024	vs #8 Clemson	w 6-3	7	7-0-0	0-0-0	A. Wesley (W 3-0)	312	2:00
2 Feb 17, 2024	vs #13 Utah	w 10-2	6	8-0-0	0-0-0	J. Marron (W 3-0)	300	2:08
2 Feb 18, 2024	vs UC Davis	L 1-2	7	8-1-0	0-0-0	M. Faapito (L 1-1)	121	1:49
3 Feb 22, 2024	vs UCF	w 2-1	7	9-1-0	0-0-0	A. Wesley (W 4-0)	217	2:04
3 Feb 22, 2024	vs Notre Dame	w 7-4	7	10-1-0	0-0-0	L. Sosa (W 2-0)	334	2:05
3 Feb 23, 2024	vs #1 Oklahoma	L 3-9	7	10-2-0	0-0-0	A. Wesley (L 4-1)	2097	2:39
3 Feb 24, 2024	vs Cal State Fullerton	w 4-2	7	11-2-0	0-0-0	J. Marron (W 4-0)	270	2:10
3 Feb 24, 2024	vs Fresno State	L 1-3	7	11-3-0	0-0-0	L. Sosa (L 2-1)	247	2:00
4 Feb 29, 2024	SOUTHERN MISS	w 9-0	5	12-3-0	0-0-0	J. Marron (W 5-0)	423	1:35
4 Mar 01, 2024	TROY	w 12-2	5	13-3-0	0-0-0	A. Wesley (W 5-1)	470	1:40
4 Mar 02, 2024	ALCORN STATE	w 13-2	5	14-3-0	0-0-0	L. Sosa (W 3-1)	997	1:37
4 Mar 02, 2024	TROY	w 5-2	7	15-3-0	0-0-0	J. Marron (W 6-0)	997	2:00
4 Mar 03, 2024	ALCORN STATE	w 15-0	5	16-3-0	0-0-0	D. Everett (W 1-0)	953	1:51
4 Mar 03, 2024	SAMFORD	w 11-1	5	17-3-0	0-0-0	J. Marron (W 7-0)	953	1:41
* Mar 08, 2024	at Ole Miss	w 5-1	7	18-3-0	1-0-0	J. Marron (W 8-0)	400	2:28
* Mar 09, 2024	at Ole Miss	w 4-0	7	19-3-0	2-0-0	A. Wesley (W 6-1)	400	2:06
* Mar 10, 2024	at Ole Miss	L 9-10	(8)	19-4-0	2-1-0	J. Marron (L 7-1)	400	2:58
Mar 13, 2024	ULM	w 15-0	5	20-4-0	2-1-0	D. Everett (W 2-0)	748	2:04
* Mar 16, 2024	#13 TEXAS A&M-1	L 0-9	5	20-5-0	2-2-0	A. Wesley (L 6-2)	1176	1:56
* Mar 16, 2024	#13 TEXAS A&M-2	L 5-8	7	20-6-0	2-3-0	J. Marron (L 8-2)	1176	2:22
* Mar 17, 2024	#13 TEXAS A&M	w 6-5	7	21-6-0	3-3-0	A. Wesley (W 7-2)	810	2:18
Mar 20, 2024	at Alabama State	w 10-2	7	22-6-0	3-3-0	D. Everett (W 3-0)	310	2:09
* Mar 22, 2024	at #18 Arkansas	w 6-3	7	23-6-0	4-3-0	A. Wesley (W 8-2)	3466	2:24
* Mar 23, 2024	at #18 Arkansas	L 0-3	7	23-7-0	4-4-0	J. Marron (L 8-3)	3811	1:43
* Mar 24, 2024	at #18 Arkansas	w 15-7	5	24-7-0	5-4-0	A. Wesley (W 9-2)	3143	2:23
* Mar 28, 2024	#10 FLORIDA	w 13-12	7	25-7-0	6-4-0	D. Everett (W 4-0)	812	3:01
* Mar 29, 2024	#10 FLORIDA	L 5-8	7	25-8-0	6-5-0	J. Marron (L 8-4)	939	2:13
* Mar 30, 2024	#10 FLORIDA	L 6-7	7	25-9-0	6-6-0	A. Wesley (L 9-3)	1302	2:33
Apr 03, 2024	at UAB	w 14-0	5	26-9-0	6-6-0	M. Faapito (W 2-1)	233	1:43
* Apr 05, 2024	at #22 South Carolina	w 6-0	7	27-9-0	7-6-0	J. Marron (W 9-4)	1614	2:20
* Apr 06, 2024	at #22 South Carolina	w 4-0	7	28-9-0	8-6-0	A. Wesley (W 10-3)	1711	2:14
* Apr 07, 2024	at #22 South Carolina	L 1-3	7	28-10-0	8-7-0	J. Marron (L 9-5)	1777	2:05
* Apr 12, 2024	#4 TENNESSEE	w 9-1	5	29-10-0	9-7-0	A. Wesley (W 11-3)	1031	1:59
* Apr 13, 2024	#4 TENNESSEE	L 1-6	7	29-11-0	9-8-0	J. Marron (L 9-6)	1572	2:13
* Apr 14, 2024	#4 TENNESSEE	L 3-7	7	29-12-0	9-9-0	A. Wesley (L 11-4)	1439	2:30

* = Conference game

1 = The Snowman: Alex Wilcox Memorial (Starkville, Miss.)

2 = Puerto Vallarta College Challenge (Puerto Vallarta, Mexico)

3 = Mary Nutter Collegiate Classic (Cathedral City, Calif.)

4 = Bulldog Invitational (Starkville, Miss.)

() extra inning game

WINNING PLAY LOG

DATE	GM	RECORD	OPPONENT	FINAL	BATTER	INNING	OUTS	SCORE AT TIME	PLAY	WINNING RUN
Feb. 9	1	1-0	UAB	W, 11-0 (5)	Brownlee	1	1	0-0	Single up the middle	Sacco
Feb. 9	2	2-0	IUPUI	W, 8-0 (5)	Barbary	1	0	0-0	Double to RC	Sacco
Feb. 10	3	3-0	IUPUI	W, 10-0 (5)	Edwards	2	0	0-0	Double through the left side	Cook
Feb. 10	4	4-0	UAB	W, 6-2	Blaine	3	2	1-0	Two-run single to LC, advanced on throw	Barbary
Feb. 13	5	5-0	Louisiana	W, 9-1 (6)	Wesolowski	1	1	1-0	Reached on fielder's choice to third	Cook
Feb. 13	6	6-0	Louisiana	W, 2-1	Blaine	1	1	0-0	Two-run double through the left side	Barbary
Feb. 17	7	7-0	vs. Clemson	W, 6-3	Blaine	5	2	3-0	Single to CF	Sacco
Feb. 17	8	8-0	vs. Utah	W, 10-2 (6)	Blaine	3	1	0-1	Three-run home run LF	Barbary
Feb. 18	9	8-1	vs. UC Davis	L, 1-2	--	--	--	--	--	--
Feb. 22	10	9-1	vs. UCF	W, 2-1	Cook	5	1	1-0	Ground out to second	St. Clair
Feb. 22	11	10-1	vs. Notre Dame	W, 7-4	Hawkins	4	2	4-4	Single to LF	Burney
Feb. 23	12	10-2	vs. Oklahoma	L, 3-9	--	--	--	--	--	--
Feb. 24	13	11-2	vs. Cal State Fullerton	W, 4-2	Hawkins	4	1	2-2	Sacrifice fly to LF	Edwards
Feb. 24	14	11-3	vs. Fresno State	L, 1-3	--	--	--	--	--	--
Feb. 29	15	12-3	Southern Miss	W, 9-0 (5)	Kennedy	1	2	0-0	Two-run home run to CF	Barbary
Mar. 1	16	13-3	Troy	W, 12-2 (5)	Blaine	1	0	1-2	Grand slam to RC	Hawkins
Mar. 2	17	14-3	Alcorn State	W, 13-2 (5)	Barbary	2	1	0-2	Three-run homer to LF	St. Clair
Mar. 2	18	15-3	Troy	W, 5-2	Edwards	6	2	0-1	Grand slam to CF	Wallace
Mar. 3	19	16-3	Alcorn State	W, 15-0 (5)	Barbary	1	0	0-0	Single down the LF line	Sacco
Mar. 3	20	17-3	Samford	W, 11-1 (5)	Kennedy	3	1	1-1	Three-run homer to LF	Barbary
Mar. 8	21	18-3	at Ole Miss*	W, 5-1	Cook	2	1	1-0	Sacrifice fly to RF	Hawkins
Mar. 9	22	19-3	at Ole Miss*	W, 4-0	Blaine	1	1	0-0	Reached on fielder's choice to shortstop	Barbary
Mar. 10	23	19-4	at Ole Miss*	L, 9-10 (8)	--	--	--	--	--	--
Mar. 13	25	20-4	ULM	W, 15-0 (5)	Kennedy	1	2	0-0	Single up the middle	Sacco
Mar. 15	26	20-5	Texas A&M*	L, 0-9 (5)	--	--	--	--	--	--
Mar. 16	27	20-6	Texas A&M*	L, 5-8	--	--	--	--	--	--
Mar. 17	28	21-6	Texas A&M*	W, 6-5	Wesolowski	6	2	5-4	Single to RF	Barbary
Mar. 20	29	22-6	at Alabama State	W, 10-2	Sacco	2	2	0-0	Three-run triple to LC	Blaine
Mar. 22	30	23-6	at Arkansas*	W, 6-3	Kennedy	7	0	2-3	Three-run double to RC	Barbary
Mar. 23	31	23-7	at Arkansas*	L, 0-3	--	--	--	--	--	--
Mar. 24	32	24-7	at Arkansas*	W, 15-7 (5)	Wesolowski	4	2	7-2	Grand slam to LC	Hull
Mar. 28	33	25-7	Florida*	W, 13-12	Cook	6	2	11-12	Two-run home run to CF	Cook
Mar. 29	34	25-8	Florida*	L, 5-8	--	--	--	--	--	--
Mar. 30	35	25-9	Florida*	L, 6-7	--	--	--	--	--	--
Apr. 3	36	26-9	at UAB	W, 14-0 (5)	Kennedy	1	0	0-0	Three-run homer to LF	Sacco
Apr. 5	37	27-9	at South Carolina*	W, 6-0	Kennedy	1	2	0-0	Solo homer to LF	Kennedy
Apr. 6	38	28-9	at South Carolina*	W, 4-0	Barbary	1	0	0-0	Double to LC	Sacco
Apr. 7	39	28-10	at South Carolina*	L, 1-3	--	--	--	--	--	--
Apr. 12	41	29-10	Tennessee*	W, 9-1 (5)	Sacco	2	0	1-1	RBI single to third, advance on error by LF	Hawkins
Apr. 13	42	29-11	Tennessee*	L, 1-6	--	--	--	--	--	--
Apr. 14	43	29-12	Tennessee*	L, 3-7	--	--	--	--	--	--
Apr. 16	44		Memphis							
Apr. 17	40		South Alabama							
Apr. 24	45		at Samford							
Apr. 27	46		at Missouri*							
Apr. 28	47		at Missouri*							
Apr. 29	48		at Missouri*							
May 3	49		Georgia*							
May 4	50		Georgia*							
May 5	51		Georgia*							

GAME-WINNING RBI: Blaine (6), Kennedy (6), Barbary (4), Cook (3), Wesolowski (3), Edwards (2), Hawkins (2), Sacco (2), Brownlee (1)

GAME-WINNING RUN: Barbary (8), Sacco (7), Cook (3), Hawkins (3), St. Clair (2), Blaine (1), Burney (1), Edwards (1), Hull (1), Kennedy (1), Wallace (1)

BOLD denotes walk-off winning play (run-rule games not included)



GAME CHANGING PLAY LOG

DATE	OPPONENT	SCORE	INNING	OUTS	BASES	WIN% PRIOR	WIN% AFTER	CHANGE	PLAY	FINAL
Feb. 9	UAB	0-0	B1	1	1st & 2nd	68.24	78.79	10.55	Brownlee RBI single up the middle	W, 11-0 (5)
Feb. 9	IUPUI	0-0	B1	2	Empty	56.95	82.23	25.28	Sacco triple down LF line	W, 8-0 (5)
Feb. 10	IUPUI	0-0	B2	0	1st & 2nd	75.02	91.06	16.04	Edwards RBI double through the left side	W, 10-0 (5)
Feb. 10	UAB	1-0	B3	2	1st & 2nd	74.44	92.33	17.89	Blaine two-run single to CF, took second on throw	W, 6-2
Feb. 13	Louisiana	2-0	T2	1	1st	81.39	91.50	10.11	(Def.) P13 double play, Wesley to Brownlee	W, 9-1 (6)
Feb. 13	Louisiana	0-0	B1	1	2nd & 3rd	76.41	82.96	12.85	Blaine two-run double through the left side	W, 2-1
Feb. 17	vs. Clemson	0-0	T2	0	1st	51.57	75.48	23.91	Kennedy two-run home run to LC	W, 6-3
Feb. 17	vs. Utah	0-1	T3	1	2nd & 3rd	46.20	75.37	29.17	Blaine three-run home run to LF	W, 10-2 (6)
Feb. 18	vs. UC Davis	1-1	T4	1	Empty	46.61	62.00	15.39	Edwards tripled to RC	L, 1-2
Feb. 22	vs. UCF	0-0	T3	1	1st	49.27	69.61	20.34	Barbary RBI double down the LF line	W, 2-1
Feb. 22	vs. Notre Dame	4-4	B4	2	1st & 2nd	60.30	80.08	19.78	Hawkins RBI single to LF	W, 7-4
Feb. 23	vs. Oklahoma	0-0	T1	2	1st	34.37	61.38	27.01	Blaine two-run homer to LF	L, 3-9
Feb. 24	vs. Cal State Fullerton	1-2	T4	1	1st & 2nd	39.42	49.82	20.40	St. Clair RBI single up the middle, advanced on throw	W, 4-2
Feb. 24	vs. Fresno State	1-3	B7	1	1st	12.22	22.22	10.00	Brownlee reached on a fielding error by pitcher	L, 1-3
Feb. 29	Southern Miss	0-0	B1	2	1st	67.27	90.22	22.95	Kennedy two-run homer to CF	W, 9-0 (5)
Mar. 1	Troy	0-1	B1	0	1st & 2nd	65.12	86.09	20.97	Cook RBI double to CF	W, 12-2 (5)
Mar. 2	Alcorn State	0-0	B1	0	2nd	91.73	99.90	8.17	Barbary RBI double to RC	W, 13-2 (5)
Mar. 2	Troy	0-0	B6	1	1st	64.70	78.25	13.55	Kennedy doubled to LC	W, 5-2
Mar. 3	Alcorn State	0-0	B1	0	1st	87.63	95.19	7.56	Sacco stole second	W, 15-0 (5)
Mar. 3	Samford	1-1	B3	1	1st & 2nd	76.68	99.27	22.59	Kennedy three-run homer to LF	W, 11-1 (5)
Mar. 8	at Ole Miss*	0-0	T1	2	Loaded	53.95	66.08	12.13	Edwards reached on a fielding error by pitcher, Barbary scored	W, 5-1
Mar. 9	at Ole Miss*	1-0	B1	2	2nd	58.21	71.32	13.11	(Def.) Wesley swinging strikeout	W, 4-0
Mar. 10	at Ole Miss*	0-0	T1	2	1st & 2nd	52.00	84.36	32.36	Kennedy three-run homer to LF	L, 9-10 (8)
Mar. 13	ULM	0-0	B1	0	Empty	70.68	82.01	11.33	Sacco singled through the left side, advanced on E7	W, 15-0 (5)
Mar. 15	Texas A&M*	0-0	T1	0	3rd	32.69	42.73	10.04	(Def.) Wesley swinging strikeout	L, 0-9 (5)
Mar. 16	Texas A&M*	0-2	B3	0	1st & 2nd	46.43	63.44	17.01	St. Clair bunt single to catcher	L, 5-8
Mar. 17	Texas A&M*	3-4	B4	2	1st	34.41	57.71	23.30	Barbary RBI double to LC	W, 6-5
Mar. 20	at Alabama State	0-0	T2	2	Loaded	71.70	99.90	28.20	Sacco three-run triple to LC	W, 10-2
Mar. 22	at Arkansas*	2-3	T7	0	Loaded	59.01	94.57	35.56	Kennedy three-run double to RC	W, 6-3
Mar. 23	at Arkansas*	0-2	T5	0	1st	24.16	38.35	14.19	Blaine doubled down the RF line	L, 0-3
Mar. 24	at Arkansas*	0-0	T1	1	2nd	47.56	67.97	20.41	Kennedy two-run homer to LF	W, 15-7 (5)
Mar. 28	Florida*	11-12	B6	2	1st	21.88	83.44	61.56	Cook two-run homer to CF	W, 13-12
Mar. 29	Florida*	0-0	B1	2	Loaded	58.12	75.34	17.22	Wesolowski two-run single to CF	L, 5-8
Mar. 30	Florida*	6-5	T7	0	3rd	50.58	70.33	19.75	(Def.) Edwards catches lineout to shortstop	L, 6-7
Apr. 3	at UAB	0-0	T1	0	1st & 2nd	77.67	99.99	22.23	Kennedy three-run homer to LF	W, 14-0 (5)
Apr. 5	at South Carolina*	0-0	T1	2	Empty	35.57	56.83	21.26	Kennedy solo homer to LF	W, 6-0
Apr. 6	at South Carolina*	0-0	T1	0	1st	52.17	73.48	21.31	Barbary RBI double to LC	W, 4-0
Apr. 7	at South Carolina*	0-1	T2	2	2nd	35.36	46.31	10.95	Edwards RBI single up the middle	L, 1-3
Apr. 12	Tennessee*	0-1	B1	0	1st	42.62	68.08	25.46	Barbary RBI double down the left field line	W, 9-1 (5)
Apr. 13	Tennessee*	0-3	B4	2	Empty	8.28	16.82	8.54	Blaine solo homer to LF	L, 1-6
Apr. 14	Tennessee*	0-5	B4	1	1st & 2nd	5.04	20.12	15.08	Cook three-run homer to RC	L, 3-7
Apr. 16	Memphis									
Apr. 17	South Alabama									
Apr. 24	at Samford									
Apr. 27	at Missouri*									
Apr. 28	at Missouri*									
Apr. 29	at Missouri*									
May 3	Georgia*									
May 4	Georgia*									
May 5	Georgia*									

OFFENSIVE GAME CHANGING PLAYS:

Kennedy (8), Blaine (6), Barbary (5), Edwards (4), Sacco (4), Cook (3), Brownlee (2), St. Clair (2), Hawkins (1), Kennedy (1), Wesolowski (1)

DEFENSIVE GAME CHANGING PLAYS:

Wesley (3), Edwards (1)

*Data courtesy of 6-4-3 Charts

STATE'S LARGEST GAME CHANGING PLAYS OF THE SEASON

DATE	OPPONENT	SCORE	INNING	OUTS	BASES	WIN% PRIOR	WIN% AFTER	CHANGE	PLAY	FINAL
Mar. 28	Florida*	11-12	B6	2	1st	21.88	83.44	61.56	Cook two-run homer to CF	W, 13-12
Mar. 22	at Arkansas*	2-3	T7	0	Loaded	59.01	94.57	35.56	Kennedy three-run double to RC	W, 6-3
Mar. 10	at Ole Miss*	0-0	T1	2	1st & 2nd	52.00	84.36	32.36	Kennedy three-run homer to LF	L, 9-10 (8)
Mar. 10	at Ole Miss*	7-7	T6	2	1st	44.23	74.24	30.01	Barbary RBI double to RC	L, 9-10 (8)
Feb. 17	vs. Utah	0-1	T3	1	2nd & 3rd	46.20	75.37	29.17	Blaine three-run home run to LF	W, 10-2 (6)
Mar. 20	at Alabama State	0-0	T2	2	Loaded	71.70	99.90	28.20	Sacco three-run triple to LC	W, 10-2
Feb. 23	vs. Oklahoma	0-0	T1	2	1st	34.37	61.38	27.01	Blaine two-run homer to LF	L, 3-9
Apr. 12	Tennessee*	0-1	B1	0	1st	42.62	68.08	25.46	Barbary RBI double down the left field line	W, 9-1 (5)



GAME-BY-GAME STARTERS (BATTING ORDER)

DATE	NO.	RECORD	OPPONENT	1	2	3	4	5	6	7	8	9
Feb. 9	1	1-0	UAB	S. Sacco	N. Barbary	J. Blaine	A. Brownlee	E. Wesolowski	S. Hawkins	M. Kennedy	K. Edwards	B. St. Clair
Feb. 9	1	2-0	IUPUI	S. Sacco	N. Barbary	J. Blaine	A. Brownlee	E. Wesolowski	S. Hawkins	M. Kennedy	K. Edwards	B. St. Clair
Feb. 10	2	1-0	IUPUI	S. Sacco	N. Barbary	J. Blaine	A. Brownlee	E. Wesolowski	P. Cook	S. Hawkins	K. Edwards	B. St. Clair
Feb. 10	3	1-0	UAB	S. Sacco	N. Barbary	J. Blaine	A. Brownlee	P. Cook	E. Wesolowski	K. Edwards	S. Hawkins	B. St. Clair
Feb. 13	4	1-0	Louisiana (G1)	S. Sacco	N. Barbary	P. Cook	J. Blaine	A. Brownlee	E. Wesolowski	M. Kennedy	S. Hawkins	B. St. Clair
Feb. 13	5	1-0	Louisiana (G2)	S. Sacco	N. Barbary	P. Cook	J. Blaine	A. Brownlee	E. Wesolowski	S. Hawkins	K. Edwards	B. St. Clair
Feb. 17	6	1-0	vs. Clemson	S. Sacco	N. Barbary	P. Cook	J. Blaine	A. Brownlee	S. Hawkins	M. Kennedy	K. Edwards	B. St. Clair
Feb. 17	7	1-0	vs. Utah	S. Sacco	N. Barbary	P. Cook	J. Blaine	M. Kennedy	S. Hawkins	E. Wesolowski	K. Edwards	B. St. Clair
Feb. 18	6	1-1	UC Davis	S. Sacco	N. Barbary	P. Cook	J. Blaine	A. Brownlee	S. Hawkins	M. Kennedy	K. Edwards	B. St. Clair
Feb. 22	8	1-0	vs. UCF	S. Sacco	N. Barbary	P. Cook	J. Blaine	S. Hawkins	R. Hull	E. Wesolowski	K. Edwards	B. St. Clair
Feb. 22	9	1-0	vs. Notre Dame	S. Sacco	N. Barbary	P. Cook	J. Blaine	S. Hawkins	A. Brownlee	M. Kennedy	K. Edwards	B. St. Clair
Feb. 23	10	0-1	vs. Oklahoma	S. Sacco	N. Barbary	P. Cook	J. Blaine	S. Hawkins	R. Hull	M. Kennedy	K. Edwards	B. St. Clair
Feb. 24	11	0-1	vs. Fresno State	S. Sacco	S. Hawkins	J. Blaine	M. Kennedy	R. Hull	E. Wesolowski	N. Barbary	K. Edwards	B. St. Clair
Feb. 24	12	1-0	vs. Cal State Fullerton	S. Sacco	S. Hawkins	P. Cook	J. Blaine	M. Kennedy	N. Barbary	A. Brownlee	K. Edwards	B. St. Clair
Feb. 29	13	1-0	Southern Miss	S. Sacco	N. Barbary	P. Cook	M. Kennedy	S. Hawkins	A. Brownlee	E. Wesolowski	K. Edwards	B. St. Clair
Mar. 1	14	1-0	Troy	S. Sacco	N. Barbary	P. Cook	M. Kennedy	S. Hawkins	J. Blaine	E. Wesolowski	K. Edwards	B. St. Clair
Mar. 2	15	1-0	Alcorn State	S. Sacco	N. Barbary	P. Cook	M. Kennedy	J. Blaine	A. Brownlee	K. Edwards	K. Wallace	B. St. Clair
Mar. 2	16	1-0	Troy	S. Sacco	N. Barbary	P. Cook	M. Kennedy	J. Blaine	E. Wesolowski	S. Hawkins	K. Edwards	B. St. Clair
Mar. 3	17	1-0	Alcorn State	S. Sacco	N. Barbary	P. Cook	M. Kennedy	J. Blaine	R. Hull	K. Edwards	E. Wesolowski	S. Hawkins
Mar. 3	18	1-0	Samford	S. Sacco	N. Barbary	P. Cook	J. Blaine	M. Kennedy	K. Edwards	E. Wesolowski	S. Hawkins	B. St. Clair
Mar. 8	18	2-0	at Ole Miss*	S. Sacco	N. Barbary	P. Cook	J. Blaine	M. Kennedy	K. Edwards	E. Wesolowski	S. Hawkins	B. St. Clair
Mar. 9	19	1-0	at Ole Miss*	S. Sacco	N. Barbary	P. Cook	J. Blaine	M. Kennedy	E. Wesolowski	K. Edwards	S. Hawkins	B. St. Clair
Mar. 10	18	2-1	at Ole Miss*	S. Sacco	N. Barbary	P. Cook	J. Blaine	M. Kennedy	K. Edwards	E. Wesolowski	S. Hawkins	B. St. Clair
Mar. 13	20	1-0	ULM	S. Sacco	N. Barbary	P. Cook	M. Kennedy	S. Hawkins	J. Blaine	K. Edwards	E. Wesolowski	B. St. Clair
Mar. 16	21	0-1	Texas A&M* (G1)	S. Sacco	N. Barbary	P. Cook	M. Kennedy	J. Blaine	S. Hawkins	E. Wesolowski	K. Edwards	B. St. Clair
Mar. 16	22	0-1	Texas A&M* (G2)	S. Sacco	N. Barbary	P. Cook	M. Kennedy	S. Hawkins	E. Wesolowski	J. Blaine	K. Edwards	B. St. Clair
Mar. 17	23	1-0	Texas A&M*	S. Sacco	N. Barbary	M. Kennedy	P. Cook	M. Faapito	E. Wesolowski	S. Hawkins	K. Edwards	B. St. Clair
Mar. 20	24	1-0	at Alabama State	S. Sacco	N. Barbary	M. Kennedy	P. Cook	J. Blaine	S. Hawkins	R. Hull	K. Edwards	B. St. Clair
Mar. 22	25	1-0	at Arkansas*	S. Sacco	N. Barbary	M. Kennedy	P. Cook	J. Blaine	E. Wesolowski	K. Edwards	S. Hawkins	B. St. Clair
Mar. 23	25	1-1	at Arkansas*	S. Sacco	N. Barbary	M. Kennedy	P. Cook	J. Blaine	E. Wesolowski	K. Edwards	S. Hawkins	B. St. Clair
Mar. 24	25	2-1	at Arkansas*	S. Sacco	N. Barbary	M. Kennedy	P. Cook	J. Blaine	E. Wesolowski	K. Edwards	S. Hawkins	B. St. Clair
Mar. 28	25	3-1	Florida*	S. Sacco	N. Barbary	M. Kennedy	P. Cook	J. Blaine	E. Wesolowski	K. Edwards	S. Hawkins	B. St. Clair
Mar. 29	25	3-2	Florida*	S. Sacco	N. Barbary	M. Kennedy	P. Cook	J. Blaine	E. Wesolowski	K. Edwards	S. Hawkins	B. St. Clair
Mar. 30	25	3-3	Florida*	S. Sacco	N. Barbary	M. Kennedy	P. Cook	J. Blaine	E. Wesolowski	K. Edwards	S. Hawkins	B. St. Clair
Apr. 3	26	1-0	at UAB	S. Sacco	N. Barbary	M. Kennedy	E. Wesolowski	P. Cook	J. Blaine	K. Edwards	S. Hawkins	B. St. Clair
Apr. 5	25	4-3	at South Carolina*	S. Sacco	N. Barbary	M. Kennedy	P. Cook	J. Blaine	E. Wesolowski	K. Edwards	S. Hawkins	B. St. Clair
Apr. 6	27	1-0	at South Carolina*	S. Sacco	N. Barbary	M. Kennedy	L. Sosa	J. Blaine	E. Wesolowski	K. Edwards	S. Hawkins	B. St. Clair
Apr. 7	28	0-1	at South Carolina*	S. Sacco	M. Kennedy	N. Barbary	J. Blaine	A. Brownlee	E. Wesolowski	K. Edwards	S. Hawkins	B. St. Clair
Apr. 12	29	1-0	Tennessee*	S. Sacco	N. Barbary	M. Kennedy	J. Blaine	E. Wesolowski	P. Cook	K. Edwards	S. Hawkins	B. St. Clair
Apr. 13	30	0-1	Tennessee*	S. Sacco	N. Barbary	M. Kennedy	J. Blaine	P. Cook	E. Wesolowski	K. Edwards	S. Hawkins	B. St. Clair
Apr. 14	29	1-1	Tennessee*	S. Sacco	N. Barbary	M. Kennedy	J. Blaine	E. Wesolowski	P. Cook	K. Edwards	S. Hawkins	B. St. Clair
Apr. 16			Memphis									
Apr. 17			South Alabama									
Apr. 24			at Samford									
Apr. 27			at Missouri*									
Apr. 28			at Missouri*									
Apr. 29			at Missouri*									
May 3			Georgia*									
May 4			Georgia*									
May 5			Georgia*									

- LEADOFF: Sacco (41)
- 2ND: Barbary (38), Hawkins (2), Kennedy (1)
- 3RD: Cook (21), Kennedy (14), Blaine (5), Barbary (1)
- CLEANUP: Blaine (17), Cook (9), Kennedy (9), Brownlee (4), Sosa (1), Wesolowski (1)
- 5TH: Blaine (13), Hawkins (7), Kennedy (6), Brownlee (5), Wesolowski (5), Cook (3), Hull (1), Faapito (1)
- 6TH: Wesolowski (18), Hawkins (7), Blaine (3), Brownlee (3), Cook (3), Edwards (3), Hull (3), Barbary (1)
- 7TH: Edwards (18), Wesolowski (8), Kennedy (7), Hawkins (4), Barbary (1), Brownlee (1), Blaine (1), Hull (1)
- 8TH: Edwards (19), Hawkins (19), Wesolowski (2), Wallace (1)
- 9TH: St. Clair (40), Hawkins (1)



GAME-BY-GAME STARTERS (DEFENSIVE POSITIONS)

DATE	NO.	RECORD	OPPONENT	C	1B	2B	3B	SS	LF	CF	RF	DP
Feb. 9	1	1-0	UAB	E. Wesolowski	M. Kennedy	S. Hawkins	N. Barbary	K. Edwards	B. St. Clair	S. Sacco	J. Blaine	A. Brownlee
Feb. 9	2	1-0	IUPUI	J. Blaine	M. Kennedy	S. Hawkins	N. Barbary	K. Edwards	B. St. Clair	S. Sacco	E. Wesolowski	A. Brownlee
Feb. 10	3	1-0	IUPUI	E. Wesolowski	A. Brownlee	S. Hawkins	N. Barbary	K. Edwards	B. St. Clair	S. Sacco	PzCook	J. Blaine
Feb. 11	4	1-0	UAB	J. Blaine	A. Brownlee	S. Hawkins	N. Barbary	K. Edwards	B. St. Clair	S. Sacco	E. Wesolowski	P. Cook
Feb. 13	5	1-0	Louisiana (G1)	E. Wesolowski	A. Brownlee	S. Hawkins	N. Barbary	M. Kennedy	B. St. Clair	S. Sacco	P. Cook	J. Blaine
Feb. 13	6	1-0	Louisiana (G2)	J. Blaine	A. Brownlee	S. Hawkins	N. Barbary	K. Edwards	B. St. Clair	S. Sacco	P. Cook	E. Wesolowski
Feb. 17	7	1-0	vs. Clemson	J. Blaine	M. Kennedy	S. Hawkins	N. Barbary	K. Edwards	B. St. Clair	S. Sacco	P. Cook	A. Brownlee
Feb. 17	8	1-0	vs. Utah	E. Wesolowski	M. Kennedy	S. Hawkins	N. Barbary	K. Edwards	B. St. Clair	S. Sacco	P. Cook	J. Blaine
Feb. 18	7	1-1	vs. UC Davis	J. Blaine	M. Kennedy	S. Hawkins	N. Barbary	K. Edwards	B. St. Clair	S. Sacco	P. Cook	A. Brownlee
Feb. 22	9	1-0	vs. UCF	E. Wesolowski	R. Hull	S. Hawkins	N. Barbary	K. Edwards	B. St. Clair	S. Sacco	P. Cook	J. Blaine
Feb. 22	7	2-1	vs. Notre Dame	J. Blaine	M. Kennedy	S. Hawkins	N. Barbary	K. Edwards	B. St. Clair	S. Sacco	P. Cook	A. Brownlee
Feb. 23	10	0-1	vs. Oklahoma	J. Blaine	R. Hull	S. Hawkins	N. Barbary	K. Edwards	B. St. Clair	S. Sacco	P. Cook	M. Kennedy
Feb. 24	11	0-1	vs. Fresno State	E. Wesolowski	R. Hull	S. Hawkins	N. Barbary	K. Edwards	B. St. Clair	S. Sacco	J. Blaine	M. Kennedy
Feb. 24	7	3-1	vs. Cal State Fullerton	J. Blaine	M. Kennedy	S. Hawkins	N. Barbary	K. Edwards	B. St. Clair	S. Sacco	P. Cook	A. Brownlee
Feb. 29	12	1-0	Southern Miss	E. Wesolowski	M. Kennedy	S. Hawkins	N. Barbary	K. Edwards	B. St. Clair	S. Sacco	P. Cook	A. Brownlee
Mar. 1	8	2-0	Troy	E. Wesolowski	M. Kennedy	S. Hawkins	N. Barbary	K. Edwards	B. St. Clair	S. Sacco	P. Cook	J. Blaine
Mar. 2	13	1-0	Alcorn State	J. Blaine	M. Kennedy	K. Wallace	N. Barbary	K. Edwards	B. St. Clair	S. Sacco	P. Cook	A. Brownlee
Mar. 2	8	3-0	Troy	E. Wesolowski	M. Kennedy	S. Hawkins	N. Barbary	K. Edwards	B. St. Clair	S. Sacco	P. Cook	J. Blaine
Mar. 3	14	1-0	Alcorn State	J. Blaine	R. Hull	S. Hawkins	N. Barbary	K. Edwards	E. Wesolowski	S. Sacco	P. Cook	M. Kennedy
Mar. 3	8	4-0	Samford	E. Wesolowski	M. Kennedy	S. Hawkins	N. Barbary	K. Edwards	B. St. Clair	S. Sacco	P. Cook	J. Blaine
Mar. 8	15	1-0	at Ole Miss*	J. Blaine	M. Kennedy	S. Hawkins	N. Barbary	K. Edwards	B. St. Clair	S. Sacco	P. Cook	E. Wesolowski
Mar. 9	8	5-0	at Ole Miss*	E. Wesolowski	M. Kennedy	S. Hawkins	N. Barbary	K. Edwards	B. St. Clair	S. Sacco	P. Cook	J. Blaine
Mar. 10	8	5-1	at Ole Miss*	E. Wesolowski	M. Kennedy	S. Hawkins	N. Barbary	K. Edwards	B. St. Clair	S. Sacco	P. Cook	J. Blaine
Mar. 13	8	6-1	ULM	E. Wesolowski	M. Kennedy	S. Hawkins	N. Barbary	K. Edwards	B. St. Clair	S. Sacco	P. Cook	J. Blaine
Mar. 16	8	6-2	Texas A&M* (G1)	E. Wesolowski	M. Kennedy	S. Hawkins	N. Barbary	K. Edwards	B. St. Clair	S. Sacco	P. Cook	J. Blaine
Mar. 16	8	6-3	Texas A&M* (G2)	E. Wesolowski	M. Kennedy	S. Hawkins	N. Barbary	K. Edwards	B. St. Clair	S. Sacco	P. Cook	J. Blaine
Mar. 17	16	1-0	Texas A&M*	E. Wesolowski	M. Kennedy	S. Hawkins	N. Barbary	K. Edwards	B. St. Clair	S. Sacco	P. Cook	M. Faapito
Mar. 20	10	1-1	at Alabama State	J. Blaine	R. Hull	S. Hawkins	N. Barbary	K. Edwards	B. St. Clair	S. Sacco	P. Cook	M. Kennedy
Mar. 22	8	7-3	at Arkansas*	E. Wesolowski	M. Kennedy	S. Hawkins	N. Barbary	K. Edwards	B. St. Clair	S. Sacco	P. Cook	J. Blaine
Mar. 23	15	1-1	at Arkansas*	J. Blaine	M. Kennedy	S. Hawkins	N. Barbary	K. Edwards	B. St. Clair	S. Sacco	P. Cook	E. Wesolowski
Mar. 24	8	8-3	at Arkansas*	E. Wesolowski	M. Kennedy	S. Hawkins	N. Barbary	K. Edwards	B. St. Clair	S. Sacco	P. Cook	J. Blaine
Mar. 28	8	9-3	Florida*	E. Wesolowski	M. Kennedy	S. Hawkins	N. Barbary	K. Edwards	B. St. Clair	S. Sacco	P. Cook	J. Blaine
Mar. 29	15	1-2	Florida*	J. Blaine	M. Kennedy	S. Hawkins	N. Barbary	K. Edwards	B. St. Clair	S. Sacco	P. Cook	E. Wesolowski
Mar. 30	8	9-4	Florida*	E. Wesolowski	M. Kennedy	S. Hawkins	N. Barbary	K. Edwards	B. St. Clair	S. Sacco	P. Cook	J. Blaine
Apr. 3	8	10-4	at UAB	E. Wesolowski	M. Kennedy	S. Hawkins	N. Barbary	K. Edwards	B. St. Clair	S. Sacco	P. Cook	J. Blaine
Apr. 5	15	2-2	at South Carolina*	J. Blaine	M. Kennedy	S. Hawkins	N. Barbary	K. Edwards	B. St. Clair	S. Sacco	P. Cook	E. Wesolowski
Apr. 6	17	1-0	at South Carolina*	E. Wesolowski	M. Kennedy	S. Hawkins	N. Barbary	K. Edwards	B. St. Clair	S. Sacco	J. Blaine	L. Sosa
Apr. 7	18	0-1	at South Carolina*	J. Blaine	M. Kennedy	S. Hawkins	N. Barbary	K. Edwards	B. St. Clair	S. Sacco	E. Wesolowski	A. Brownlee
Apr. 12	8	11-4	Tennessee*	E. Wesolowski	M. Kennedy	S. Hawkins	N. Barbary	K. Edwards	B. St. Clair	S. Sacco	P. Cook	J. Blaine
Apr. 13	15	2-3	Tennessee*	J. Blaine	M. Kennedy	S. Hawkins	N. Barbary	K. Edwards	B. St. Clair	S. Sacco	P. Cook	E. Wesolowski
Apr. 14	8	11-5	Tennessee*	E. Wesolowski	M. Kennedy	S. Hawkins	N. Barbary	K. Edwards	B. St. Clair	S. Sacco	P. Cook	J. Blaine
Apr. 16			Memphis									
Apr. 17			South Alabama									
Apr. 24			at Samford									
Apr. 27			at Missouri*									
Apr. 28			at Missouri*									
Apr. 29			at Missouri*									
May 3			Georgia*									
May 4			Georgia*									
May 5			Georgia*									

- P:

Marron (16), Wesley (17), Sosa (4), Faapito (3), Everett (1)
- C:

Wesolowski (24), Blaine (17)
- 1B:

Kennedy (32), Brownlee (4), Hull (5)
- 2B:

Hawkins (40), Wallace (1)
- 3B:

Barbary (41)
- SS:

Edwards (40), Kennedy (1)
- LF:

St. Clair (40), Wesolowski (1)
- CF:

Sacco (41)
- RF:

Cook (35), Blaine (3), Wesolowski (3)
- DP:

Blaine (19), Brownlee (9), Wesolowski (6), Kennedy (4), Cook (1), Faapito (1), Sosa (1)



THE LAST TIME IN HAPPENED

MISSISSIPPI STATE

TEAM OFFENSE

Had 10+ hits	13 at South Carolina	Apr. 5, 2024
Had 15+ hits	17 at Middle Tennessee	Mar. 30, 2022
Scored 5+ runs	9 vs. Tennessee	Apr. 12, 2024
Scored 10+ runs	14 at UAB	Apr. 3, 2024
Scored 15+ runs	15 at Arkansas	Mar. 24, 2024
Hit 2+ home runs	2 at UAB	Apr. 3, 2024
Hit 3+ home runs	3 vs. Florida	Mar. 28, 2024
Stole 4+ bases	4 vs. Alcorn State	Mar. 2, 2024
Left 10 runners on base	12 at South Carolina	Apr. 5, 2024

INDIVIDUAL OFFENSE

Had 3+ hits	Jessie Blaine (3)	at South Carolina, Apr. 5, 2024
Had 4+ hits	Sierra Sacco (4)	vs. UCF, Feb. 22, 2024
Scored 3+ runs	Sierra Sacco (3)	at UAB, Apr. 3, 2024
Scored 4+ runs	Sierra Sacco (4)	at Arkansas, Mar. 24, 2024
Drove in 3+ RBIs	Paige Cook (3)	vs. Tennessee, Apr. 14, 2024
Drove in 4+ RBIs	Madisyn Kennedy (4)	vs. Florida, Mar. 28, 2024
Drove in 5+ RBIs	Madisyn Kennedy (7)	vs. ULM, Mar. 13, 2024
	Nadia Barbary (5)	
Drove in 6+ RBIs	Madisyn Kennedy (7)	vs. ULM, Mar. 13, 2024
Hit 2+ doubles	Nadia Barbary (2)	at South Carolina, Apr. 5, 2024
Hit a triple	Sierra Sacco	at Alabama State, Mar. 20, 2024
Hit 2+ triples	Kat Moore (2)	vs. Tennessee, Apr. 5, 2018
Hit 2+ home runs	Madisyn Kennedy (2)	vs. ULM, Mar. 13, 2024
Hit a walk-off, game-winning HR	Chloe Malau'ulu	vs. Murray State, Mar. 5, 2023
Hit a grand slam	Ella Wesolowski	at Arkansas, Mar. 24, 2024
Led off 1st inn. with HR	Mia Davidson	vs. Middle Tennessee, Feb. 8, 2019
Stole 3+ bases	Seirra Sacco (3)	vs. Tennessee, Apr. 12, 2024
Stole home	Morgan Bernadini (4th inn.)	vs. Alcorn State, Mar. 2, 2024
Drew 3+ walks	Jessie Blaine (3)	vs. Samford, Mar. 3, 2024
Drew 4+ walks	Katie Cooley (4)	vs. LSU, Mar. 30, 2005

TEAM PITCHING

Threw a no-hitter	at Ole Miss	Mar. 9, 2024
Threw a shutout	at South Carolina	Apr. 6, 2024
Recorded 10+ strikeouts	11 vs. Florida	Mar. 28, 2024
Recorded 15+ strikeouts	15 at North Alabama (G1)	Apr. 3, 2021

INDIVIDUAL PITCHING

Threw a no-hitter	Aspen Wesley	at Ole Miss, Mar. 9, 2024
Threw a shutout	Aspen Wesley	at South Carolina, Apr. 6, 2024
Recorded 10+ strikeouts	Reis Beuerlein (14)	vs. Purdue, Mar. 15, 2023
Recorded 15+ strikeouts	Annie Willis (19)	vs. Mississippi Valley State, Mar. 6, 2020
Gave up 10+ hits	Josey Marron (10)	vs. Tennessee (G3), Apr. 14, 2024
Walked 5+ batters	Grace Fagan (5)	vs. Oklahoma, Mar. 11, 2023
Struck out the side	Aspen Wesley	at South Carolina (1st inn.), Apr. 6, 2024

TEAM DEFENSE

Did not commit an error	vs. Tennessee	Apr. 12, 2024
Committed 2+ errors	2 vs. Tennessee	Apr. 14, 2024
Committed 4+ errors	4 at Auburn	May 6, 2023
Turned a double play	vs. Tennessee	Apr. 13, 2024
Turned a triple play	vs. Auburn	May 4, 1997
Threw a runner out at the plate	at Arkansas (BOT 6, 0-2)	Mar. 23, 2024

INDIVIDUAL DEFENSE

Recorded 10+ putouts	Madisyn Kennedy (11)	vs. Florida, Mar. 29, 2024
Recorded 15+ putouts	Mia Davidson (15)	at North Alabama (G1), Apr. 3, 2021
Recorded 5+ assists	Nadia Barbary (5)	vs. Tennessee, Apr. 14, 2024
Committed 2+ errors	Macy Graf (2)	vs. Alabama, Apr. 14, 2023

MISCELLANEOUS

Won in extra innings	5-4 (9 inn.) at Auburn	May 6, 2023
Won by 8-run rule	9-1 (5 inn.) vs. Tennessee	Apr. 12, 2024
Scored 8+ runs in an inning	9 (4th inn.) at Arkansas	Mar. 24, 2024
Had 7+ hits in an inning	8 (6th inn.) vs. Florida	Mar. 28, 2024
Hit back-to-back home runs	2nd inning vs. UAB	Feb. 9, 2024
Drew 4+ walks in an inning	4 (2nd inn.) at Ole Miss	Mar. 8, 2024

OPPONENT

TEAM OFFENSE

Had 10+ hits	11 vs. Tennessee	Apr. 13, 2024
Had 15+ hits	15 at LSU	Apr. 22, 2023
Scored 5+ runs	7 vs. Tennessee	Apr. 14, 2024
Scored 10+ runs	12 vs. Florida	Mar. 28, 2024
Scored 15+ runs	21 vs. Ole Miss	Apr. 19, 2019
Hit 2+ home runs	3 vs. Tennessee	Apr. 14, 2024
Hit 3+ home runs	3 vs. Tennessee	Apr. 14, 2024
Stole 4+ bases	5 at Auburn	May 5, 2023
Left 10 runners on base	11 at Auburn	May 5, 2023

INDIVIDUAL OFFENSE

Had 3+ hits	Zaida Puni (3)	vs. Tennessee(G3), Apr. 14, 2024
Had 4+ hits	Dallis Goodnight (4)	at Georgia, Mar. 24, 2023
Scored 3+ runs	Zaida Puni (3)	vs. Tennessee (G3), Apr. 14, 2024
Scored 4+ runs	Koko Wooley (4)	vs. Texas A&M (G2), Mar. 16, 2024
Drove in 3+ RBIs	Zaida Puni (3)	vs. Tennessee, Apr. 14, 2024
Drove in 4+ RBIs	Jocelyn Erickson (5)	vs. Florida, Mar. 29, 2024
Drove in 5+ RBIs	Jocelyn Erickson (5)	vs. Florida, Mar. 29, 2024
Drove in 6+ RBIs	Emma Broadfoot (7)	at North Alabama (G1), Apr. 3, 2021
Hit 2+ doubles	Koko Wooley (2)	vs. Texas A&M (G1), Mar. 16, 2024
Hit a triple	Skylar Wallace	vs. Florida, Mar. 30, 2024
Hit 2+ triples	Rachel Anderson (2)	vs. SE Missouri, Mar. 8, 2020
Hit 2+ home runs	Zaida Puni (2)	vs. Tennessee, Apr. 14, 2024
Hit a walk-off, game-winning HR	Lexie Brady	at Ole Miss, Mar. 10, 2024
Hit a grand slam	Danieca Coffey	vs. LSU, May 8, 2022
Led off 1st inn. with HR	Jayda Kearney	at Georgia, Mar. 25, 2023
Stole 3+ bases	Koko Wooley (3)	vs. Texas A&M (G2), Mar. 16, 2024
Stole home	Koko Wooley (3rd Inn.)	vs. Texas A&M (G2), Mar. 16, 2024
Drew 3+ walks	Lair Beatae (3)	vs. Tennessee, May 12, 2022
Drew 4+ walks	Bailey Castro (4)	vs. Florida, Mar. 29, 2015

TEAM PITCHING

Threw a no-hitter	at Georgia	Mar. 25, 2023
Threw a shutout	at Arkansas	Mar. 23, 2024
Recorded 10+ strikeouts	10 vs. Fresno State	Feb. 24, 2024
Recorded 15+ strikeouts	16 at Alabama	Mar. 3, 2021

INDIVIDUAL PITCHING

Threw a no-hitter	Shelby Walters	at Georgia, Mar. 25, 2023
Threw a shutout	Emiley Kennedy	vs. Texas A&M (G1), Mar. 16, 2024
Recorded 10+ strikeouts	Maddie Penta (10)	at Auburn, May 5, 2023
Recorded 15+ strikeouts	Montana Fouts (16)	at Alabama, Mar. 3, 2021
Gave up 10+ hits	Morgan Leinstock (10)	at Arkansas, Mar. 22, 2024
Walked 5+ batters	Sage Mardjetko (6)	at South Carolina, Apr. 6, 2024
Struck out the side	Payton Gottshall	vs. Tennessee (5th inn.), Apr. 14, 2024

TEAM DEFENSE

Did not commit an error	vs Tennessee	Apr. 14, 2024
Committed 2+ errors	3 vs. Tennessee	Apr. 12, 2024
Committed 4+ errors	4 vs. Clemson	Feb. 17, 2024
Turned a double play	vs. Tennessee	Apr. 14, 2024
Turned a triple play	vs. Troy	Mar. 3, 2024
Threw a runner out at the plate	at South Carolina (TOP 6, 6-0)	Apr. 5, 2024

INDIVIDUAL DEFENSE

Recorded 10+ putouts	Bri Ellis (12)	at Arkansas, Mar. 23, 2024
Recorded 15+ putouts	Jen Cummings (16)	vs. South Carolina, Mar. 17, 2023
Recorded 5+ assists	Cylie Halvorson (5)	at Arkansas, Mar. 23, 2024
Committed 2+ errors	Ashley Pye (2)	at Alabama State, Mar. 20, 2024

MISCELLANEOUS

Won in extra innings	9-10 (8 inn.) at Ole Miss	Mar. 10, 2024
Won by 8-run rule	0-9 (5 inn.) at Texas A&M (G1)	Mar. 16, 2024
Scored 8+ runs in an inning	9 (2nd inn.) vs. Oklahoma	Mar. 11, 2023
Had 7+ hits in an inning	9 (2nd inn.) vs. Oklahoma	Mar. 11, 2023
Hit back-to-back home runs	6th inning at LSU	Apr. 23, 2023
Drew 4+ walks in an inning	4 (1st inn.) vs. Texas A&M	Mar. 17, 2024

LATEST MSU COMEBACK VICTORIES

2+ run deficit	Florida	Mar. 28, 2024	Trailed 6-12 in Bottom 6th	Won 13-12	Winning play: Paige Cook 2-run home run to center (MSU leads 13-12 in Bottom 6th)
3+ run deficit	Florida	Mar. 28, 2024	Trailed 6-12 in Bottom 6th	Won 13-12	Winning play: Paige Cook 2-run home run to center (MSU leads 13-12 in Bottom 6th)
4+ run deficit	Florida	Mar. 28, 2024	Trailed 6-12 in Bottom 6th	Won 13-12	Winning play: Paige Cook 2-run home run to center (MSU leads 13-12 in Bottom 6th)
5+ run deficit	Florida	Mar. 28, 2024	Trailed 6-12 in Bottom 6th	Won 13-12	Winning play: Paige Cook 2-run home run to center (MSU leads 13-12 in Bottom 6th)
6+ run deficit	Florida	Mar. 28, 2024	Trailed 6-12 in Bottom 6th	Won 13-12	Winning play: Paige Cook 2-run home run to center (MSU leads 13-12 in Bottom 6th)



RECORD WATCH

INDIVIDUAL CAREER

HOME RUNS			
1.	92	Mia Davidson	2018-22
2.	51	Fa Leilua	2019-21
3.	44	Kellie Wilkerson	1999-02
4.	38	Madisyn Kennedy	2020-p
T5.	37	Caroline Seitz	2014-17
	37	Iyhia McMichael	2001-04
7.	31	Courtney Bures	2005-08
8.	30	Sam Lenahan	2011-14
9.	27	Jessica Cooley	2010-13
10.	26	Paige Cook	2020-p

HOME RUNS (SEC ONLY, SINCE 2004)			
1.	27	Mia Davidson	2018-22
T2.	16	Madisyn Kennedy	2020-p
	16	Caroline Seitz	2014-17
	16	Courtney Bures	2005-08
5.	14	Fa Leilua	2019-21
T6.	11	Kat Moore	2016-19
	11	Sam Lenahan	2011-14
8.	10	Paige Cook	2020-p

RUNS BATTED IN			
1.	220	Mia Davidson	2018-22
8.	140	Ka'ili Smith	2009-12
9.	139	Madisyn Kennedy	2020-p
10.	131	Paige Cook	2020-p

SACRIFICE FLIES			
1.	12	Courtney Bures	2005-08
2.	11	Paige Cook	2020-p
T4.	9	Two players	
T6.	8	Madisyn Kennedy	2020-p
	8	Four others	

STRIKEOUTS			
1.	555	Alexis Silkwood	2014-17
8.	341	Melissa Massey	2002-05
9.	317	Aspen Wesley	2020-p

FIELDING PCT. (MIN. 150 CHANCES)			
1.	.992	Riley Hull	2022-p
2.	.991	Lindsay Hunley	2005-08
3.	.989	Morgan Bell	2015-18

INDIVIDUAL SEASON

SLUGGING PCT. (MIN. 50 AB)			
1.	.957	Madisyn Kennedy	2024
2.	.882	Mia Davidson	2019
3.	.854	Mia Davidson	2022

ON-BASE PCT. (MIN. 50 AB)			
1.	.595	Iyhia McMichael	2004
9.	.519	Kellie Wilkerson	1999
10.	.516	Sierra Sacco	2024

DOUBLES			
1.	22	Keri McCallum	1999
T6.	16	Four players	
T10.	15	Nadia Barbary	2024

DOUBLES (SEC ONLY, SINCE 2004)			
T1.	10	Nadia Barbary	2024
	10	Courtney Bures	2005
	10	Iyhia McMichael	2004

HOME RUNS			
1.	26	Mia Davidson	2019
T7.	17	Two players	
T9.	15	Madisyn Kennedy	2024

HOME RUNS (SEC ONLY, SINCE 2004)			
T1.	8	Madisyn Kennedy	2024
	8	Mia Davidson	2019
	8	Fa Leilua	2019

RUNS BATTED IN			
1.	65	Kellie Wilkerson	1999
8.	52	Fa Leilua	2019
9.	51	Madisyn Kennedy	2024

RUNS BATTED IN (SEC ONLY, SINCE 2004)			
1.	28	Caroline Seitz	2017
T2.	26	Madisyn Kennedy	2024
	26	Courtney Bures	2007
	26	Jennifer Waterman	2004

SACRIFICE FLIES			
T1.	5	Paige Cook	2024
	5	Kate Jaspers	2004
	5	Karrie Rider	2000
T4.	4	Salen Hawkins	2024
	4	Madisyn Kennedy	2024
	4	49 others	

SACRIFICE FLIES (SEC ONLY, SINCE 2004)			
T1.	3	Kylee Edwards	2024
	3	Michelle Kinney	2005
T3.	2	Paige Cook	2024
	2	Salen Hawkins	2024
	2	12 others	

LOWEST OPPOSING BATTING AVERAGE (SEC ONLY, SINCE 2004)			
1.	.201	Emily Williams	2019
2.	.205	Aspen Wesley	2024
3.	.224	Stephanie Becker	2012

STRIKEOUTS / 7 INN. (SEC ONLY, SINCE 2004)			
1.	7.44	Allison Owen	2013
2.	7.41	Aspen Wesley	2024
3.	7.38	Annie Willis	2022

WINS (SEC ONLY, SINCE 2004)			
T1.	9	Three players	
6.	7	Lindsey Duntlap	2009
7.	6	Aspen Wesley	2024

COMPLETE GAMES (SEC ONLY, SINCE 2004)			
1.	13	Lindsey Duntlap	2009
T5.	7	Three players	
T8.	6	Aspen Wesley	2024
	6	Six others	

SOLO SHUTOUTS (SEC ONLY, SINCE 2004)			
T1.	3	Misty Flesher	2008
	3	Kelli Miller	2007
T3.	2	Aspen Wesley	2024
	2	Five others	

TEAM SEASON

BATTING AVG.			
1.	.328	339-1033	2024
2.	.326	238-731	2020
3.	.312	475-1522	2015

BATTING AVG. (SEC ONLY, SINCE 2004)			
1.	.298	198-664	2015
3.	.288	214-742	2004
4.	.287	136-474	2024

SLUGGING PCT.			
1.	.538	731 AB	2020
2.	.521	1033 AB	2024
3.	.495	1522 AB	2015

SLUGGING PCT. (SEC ONLY, SINCE 2004)			
1.	.470	664 AB	2015
2.	.450	642 AB	2019
4.	.447	474 AB	2024

ON-BASE PCT.			
1.	.435	1033 AB	2024
2.	.411	1522 AB	2015
3.	.399	731 AB	2020

ON-BASE PCT. (SEC ONLY, SINCE 2004)			
1.	.398	664 AB	2015
2.	.388	474 AB	2024
3.	.357	611 AB	2014

STOLEN BASE PCT.			
1.	90.6	29-32	2020
2.	89.7	35-39	2024
3.	89.4	42-47	2019

RUNS			
1.	337	2004	
9.	298	2021	
10.	282	2024	

RUNS (SEC ONLY, SINCE 2004)			
1.	125	2015	
5.	99	2019	
6.	98	2024	

DOUBLES (SEC ONLY, SINCE 2004)			
1.	37	2004	
T2.	30	2011, 2005	
4.	29	2024	

HOME RUNS			
1.	73	2022	
8.	47	2005	
9.	41	2024	

HOME RUNS (SEC ONLY, SINCE 2004)			
1.	28	2019	
T7.	17	2021, 2005	
9.	15	2024	

RUNS BATTED IN			
1.	294	2015	
8.	265	2007	
9.	259	2024	

RUNS BATTED IN (SEC ONLY, SINCE 2004)			
1.	114	2015	
4.	93	2019	
5.	90	2024	

WALKS			
1.	206	2014	
7.	189	2021	
T8.	182	2024	

SHUTOUTS			
1.	19	2018	
9.	11	2020	
T10.	10	2024	

SACRIFICE FLIES			
1.	21	41 games (0.51 per game)	2024



COACHING STAFF



SAMANTHA RICKETTS

THE RICKETTS FILE

Hometown	San Jose, Calif.
Education	University of Oklahoma, 2009 University of Oklahoma, 2011
Twitter	@Coach_Ricketts
Birthday	December 29

COACHING CAREER

SEASON	SCHOOL	POSITION
2019-prs.	Mississippi State	Head Coach
2018-19	Mississippi State	Associate Head Coach
2015-18	Mississippi State	Assistant Coach
2012-14	Wichita State	Assistant Coach
2009-11	Oklahoma	Graduate Assistant

RICKETTS' PLAYERS BY THE NUMBERS

11	All-America Honors
25	All-Region Honors
22	All-Conference Honors
2	Conference Players of the Year
1	Conference Freshman of the Year
2	Conference All-Defensive Team Selections
1	Conference Tournament MVP
7	Conference Tournament Team Selections
3	National Players of the Week
26	Conference Players of the Week
1	CoSIDA/CSC Academic All-American
9	CoSIDA/CSC Academic All-District Selection
76	All-Conference Academic Honors

CAREER RECORD

SEASON	SCHOOL	W-L	PCT.
2020	Mississippi State	25-3	.893
2021	Mississippi State	35-25	.583
2022	Mississippi State	37-27	.578
2023	Mississippi State	28-25	.528
2024	Mississippi State	29-12	.707
TOTAL		154-92	.626

CONFERENCE RECORD

SEASON	SCHOOL	W-L	PCT.
2020	Mississippi State	0-0	--
2021	Mississippi State	8-15	.348
2022	Mississippi State	10-14	.417
2023	Mississippi State	7-16	.304
2024	Mississippi State	9-9	.500
TOTAL		34-54	.386

MAROON AND WHITE

- » Named the sixth head softball coach in program history on July 22, 2019, and became the fastest head coach in program history to reach 20 wins, doing so in 23 games. Started 9-1, marking the best 10-game start by a head coach in program history.
- » Became the first first-year head coach to lead the nation in wins (25 in 2020) since at least 1989.
- » Is the only coach in program history to have her team nationally ranked at some point during her first year and led MSU to its highest final ranking in program history (No. 20).
- » Earned first career coaching victory in first career game on Feb. 7, 2020, against Missouri State (5-0).
- » In her second season, led MSU to its 16th NCAA Regional and third consecutive Regional Championship game.
- » Led State to its first Super Regional appearance in 2022, upsetting No. 2 Florida State twice in Tallahassee to advance.
- » Guided MSU to its highest final ranking on record (No. 19) in 2022.
- » Won 66 of her first 100 games, the best total of any Bulldog head coach and third among active SEC coaches in their first 100 contests.
- » Has coached 11 Bulldogs who went on to professional careers, seven of whom were selected in a professional draft. Four of her proteges are currently playing professionally (Mia Davidson, Fa Leilua, Chloe Malau'ulu and Annie Willis).
- » Has coached multiple players to All-Region honors in each of the last five seasons.
- » Served as an assistant coach from 2015-18 focusing on hitting and recruiting before being promoted to associate head coach.
- » Has been a part of one Women's College World Series appearance, seven NCAA Regional berths and two NCAA Super Regional appearances during her coaching career.
- » In 2019, MSU was one of two teams in the nation (Arizona) to boast multiple hitters with 20 or more home runs.
- » The Bulldogs shattered the school record for home runs (72) and posted the second-highest slugging percentage in school history (.484) in 2019.
- » For the first time since 2008, State produced multiple NFCA All-Americans in 2019 (Fa Leilua and Mia Davidson).
- » Davidson was the lone player in the conference to record at least 60 RBIs, 60 hits and 50 runs scored in 2019.
- » Davidson then broke Rafael Palmeiro's mark for the most home runs in a career by a Bulldog baseball or softball player in 2021 and entered the 2022 season just two long balls shy of the SEC softball career record.
- » Four of the top five single-season home run totals in program history have come under Ricketts' watch, and the Bulldogs have broken the season record four times.
- » MSU has hit at least one home run in 54.4 percent of its games (241-of-443) entering 2022 since Ricketts arrived as an assistant.
- » In 2017, Ricketts produced five starters that hit .300 or better to help lead the Bulldogs to an NCAA Regional and Caroline Seitz became the first Bulldog to earn First Team All-SEC honors since Chelsea Bramlett in 2010.
- » During the 2016 season, she led Kayla Winkfield to an SEC-leading six triples, which ranked among the nation's top 10.
- » In her first season of 2015, the Bulldogs set new single-season records for home runs (54), batting average (.312), slugging percentage (.495), RBI (294) and on-base percentage (.416).

MSU COACHING HIGHLIGHTS

NCAA Super Regional Appearances	1
NCAA Regional Appearances	6
NFCA All-South Region Selections	22
First Team All-SEC Selections	6
SEC All-Defensive Team Selections	2
Top 10 Finalist for Schutt Sports/NFCA Freshman of the Year	2018
SEC Freshman of the Year	2018
Top 10 Finalist for USA Softball Collegiate Player of the Year	2019
NFCA Catcher of the Year	2022

WICHITA STATE UNIVERSITY

- » Served as assistant coach at Wichita State from 2012-14, working with the team's hitters and consistently improving their production.
- » Her last spring at WSU saw the Shockers increase their overall win total by 15 from 2013 to 2014 and win the program's first regular-season conference title.
- » Part of the 2014 MVC Coaching Staff of the Year, helping to improve the Shockers from the ninth place in 2012, to eighth place in 2013, to MVC champs in 2014.
- » Produced five starters who each hit better than .300 in 2014 after the squad did not have a batter hit over .300 in 2013.
- » The Shockers scored 138 more runs, smashed 26 more home runs, hit 11 more doubles and added seven more triples from the previous season.
- » Overall, the 2014 team established program single-season records for batting average, slugging percentage, on-base percentage, runs scored, hits, doubles, home runs, runs batted in and total bases.
- » Led Cacy Williams to an NFCA All-Midwest Region First Team selection in 2014 as well as MVC Player of the Year and Newcomer of the Year, becoming the first student-athlete in MVC history to receive both in the same year.
- » Williams broke the Wichita State single-season records for batting average (.424), slugging percentage (.812), on-base percentage (.531), total bases (138), runs scored (57), home runs (16) and RBIs (47).

ADDITIONAL COACHING EXPERIENCE

- » Served as assistant coach for the USSSA Florida Pride of the NPF as the team claimed the regular season championship, and the staff was recognized as Coaching Staff of the Year.
- » Began coaching career as a graduate assistant coach at Oklahoma in 2010 and 2011.
- » The Sooners won the Big 12 Tournament and advanced to the Women's College World Series in 2011.

MAROON AND WHITE

- » Four-year letterwinner at Oklahoma (2006-09)
- » Closed her career as the school record holder in career home runs (48) and runs batted in (239) while ranking third in extra-base hits (97), total bases (444), slugging percentage (.645) and on-base percentage (.461).
- » Started 192 consecutive games and ended her career as the Big 12 career RBI leader.
- » Four-time All-Big 12 selection and two-time NFCA All-American.
- » Top 10 Finalist for the Lowe's Senior CLASS Award.
- » Top 3 Finalist for USA Softball's Collegiate Player of the Year Award in 2007, first in Oklahoma history.
- » Selected 12th overall by the Akron Racers in the 2009 NPF Draft.

ASSISTANT COACHES (CLICK NAMES TO VIEW BIOS)



BULLDOG BITES: OFF THE FIELD PROFILES

NADIA BARBARY **WALKUP SONG:** Lifestyle (Rich Gang, Young Thug and Rich Homie Quan)

Earliest commit in MSU's 2022 class ... Uno is her game of choice ... collects shoes ... had a pet bearded dragon as a kid ... hopes to become a dermatologist or pursue a medical profession ... born at Lackland Air Force Base in Texas ... also competed in gymnastics as a child ... majoring in biological sciences.

MORGAN BERNARDINI **WALKUP SONG:** I Need A Ghost (Brandon Lake)

High school team never had more than 13 players ... wants to be a P.E. teacher or coach ... has "Be Still" tattooed on her wrist to help her stay calm in games ... owns a black lab/Chesapeake Bay retriever mix ... graduated from a high school with 120 total students in a class of 21 ... majoring in human development and family science.

JESSIE BLAINE **WALKUP SONG:** Good Time (Alan Jackson)

Wears No. 22 to bring awareness to 22Kill, a veteran's suicide prevention organization ... father is an active member of the U.S. Marine Corps ... moved 12 times before graduating high school ... sister plays volleyball at Troy ... mother played softball and basketball at Missouri-St. Louis ... also played basketball in high school ... traveled to Colombia in 2019 with the U.S. U-17 National Team ... majoring in communication.

AQUANA BROWNLEE **WALKUP SONG:** No Bars (City Girls, JT)

Related to MSU football player Chris Jones who won Super Bowl LIV and Super Bowl LVII with the Kansas City Chiefs ... cousin Brittany Gates also played softball at MSU ... father played football at Murray State ... broke her high school's record in the long jump ... enjoys playing with her younger cousins in her free time ... graduated with her degree in psychology in May 2023 ... major is undeclared.

JADYN BURNEY **WALKUP SONG:** Who Got It (Finesse2tymes)

One finger is permanently bent after surgery ... loves to buy clothes and shoes ... wants to be a coach ... also played volleyball and soccer and did dance and baton growing up ... considers herself the best dancer on the team ... majoring in interdisciplinary studies.

GABBY COFFEY **WALKUP SONG:** Monaco (Bad Bunny)

Enjoys wandering the aisles at Buc-ee's ... father played football at Nebraska Wesleyan ... played with Brazilian Junior National Team and has dual citizenship through her father ... has traveled to Brazil and Colombia to play softball ... majoring in psychology.

PAIGE COOK **WALKUP SONG:** God's Gonna Cut You Down (Johnny Cash)

Considers her baby brother the best Christmas present she ever received after he was born four weeks early and came home from the hospital on Dec. 23 ... enjoys cooking and hiking ... began hunting with her father when she was six years old ... also played soccer, cheered and ran track growing up ... majoring in kinesiology.

SALEYNA DANIEL **WALKUP SONG:** How You Do Dat (Master P)

Played flute in the marching band in high school ... says she loves her nephew more than anything ... favorite movie is "Knives Out" ... loves country music ... eats six to eight bowls of cereal a day ... majoring in psychology.

MEGAN DAVIDSON **WALKUP SONG:** Heatin Up (Lil Baby feat. Gunna)

Not actually related to former Bulldog catcher Mia Davidson and infielder Montana Davidson though Mia would joke that she was at camps ... cousin, Parker Stinnett, played baseball at MSU (2021-23) ... her right foot is two sizes larger than her left ... had two pet frogs growing up ... has swam with sharks and stingrays ... majoring in communication.

KYLEE EDWARDS **WALKUP SONG:** Honky Tonk Badonkadonk (Trace Adkins)

First wore No. 67 as a tryout bib number ... used to barrel race and show pigs ... was a 1,000-point scorer in basketball and holds her high school's scoring record ... played basketball from the age of 14 until she graduated high school ... father taught her to field on their concrete driveway ... majoring in communication.

DELAINEY EVERETT **WALKUP SONG:** Without Me (Eminem)

Wears No. 48 as a nod to her uncle, Josh Parry, who played football at San Jose State before playing three NFL seasons ... also chose the number because her favorite MLB player, Pablo Sandoval, wore it with the San Francisco Giants ... played the flute for one year ... has three younger sisters ... loves boating and family time ... majoring in kinesiology.

MATALASI FAAPITO **WALKUP SONG:** Mamlu O Samoa (Pacific Soul)

Related to former teammate Chloe Malau'ulu ... brother played football at Colorado State ... cousins played softball at UCLA and football at Eastern New Mexico ... wants to pursue coaching ... volunteered running softball camps in American Samoa ... loves to travel ... majoring in sociology.

SALEN HAWKINS **WALKUP SONG:** Psycho (Puddle of Mudd)

Wears No. 47 as a nod to Agent 47 from the Hitman video games her father used to play ... father made her a batting helmet with an Agent 47 barcode on the back as a child ... attended four different high schools, alternating between California and Arizona ... says she has to watch a makeup tutorial everytime she does a full face of makeup because she forgets the steps ... majoring in kinesiology.

RILEY HULL **WALKUP SONG:** Murder on the Dance Floor (Sophie Ellis-Bextor)

Older sister, Lex, played SEC softball at South Carolina ... collects vinyl records ... first player in program history from the state of Kentucky ... also enjoys driving four-wheelers at her grandparents' house ... favorite movies are the Twilight series ... owns an English bulldog named "Bubba" ... first player from her hometown to earn Gatorade Player of the Year ... majoring in business administration.

MADISYN KENNEDY **WALKUP SONG:** Honey in the Rock (Brooke Ligertwood, Brandon Lake)

Enjoys long walks, hiking and being outdoors along with cooking and trying new recipes ... has a black gold-endoodle named Sadie ... very active with Fellowship of Christian Athletes on campus ... sister, Deven, played softball at Florida International ... spends her free time reading ... majoring in kinesiology.

HOSANNA LINDBLADE **WALKUP SONGS:** I Thank God (Maverick City Music)

Has only ever broken one bone and it wasn't hers, but her catcher's nose ... prefers to eat dinner food for breakfast ... loves drawing and calligraphy ... enjoys stargazing and watching the night sky ... built and flew model rockets growing up ... majoring in aerospace engineering.

JOSEY MARRON **WALKUP SONG:** Let's Go (Key Glock)

Keeps an air fryer on her desk to make bagels and fries ... father played basketball at Buena Vista ... aunts played soccer at Florida and hockey and softball at St. Kate's ... wants to become a sports psychologist for high school students ... has an English bulldog that she says looks identical to Bully XXI ... majoring in psychology.

SIERRA SACCO **WALKUP SONG:** Sweet Escape (Gwen Stefani)

Favorite breakfast is Nutella toast with strawberries ... can juggle ... first college athlete in her family ... majoring in business administration.

KIARRA SELLS **WALKUP SONG:** Gangsta's Paradise (Coolio)

From a small town in Texas and was not heavily recruited ... late commit in her senior year ... actually didn't realize she was being offered at MSU at first until Coach Ricketts said it a second time ... favorite food is pizza rolls ... majoring in psychology.

LEXI SOSA **WALKUP SONG:** Pose (Yo Gotti)

Was the youngest verbal commit in UCLA history ... threw the 18th perfect game in UCLA history ... was born in Texas but raised in California ... loves to travel and intends to backpack around the world after graduation ... favorite travel destination was Esmeralda, Mexico ... drove cross-country from California to Starkville on her own ... graduated from UCLA with her degree in sociology ... major is undeclared.

BRYLIE ST. CLAIR **WALKUP SONG:** Fishin' In The Dark (Nitty Gritty Dirt Band)

Was a two-time UCA All-American cheerleader ... highly-decorated pageant queen, winning \$10,000 over a three-year span in high school ... played baseball with the boys growing up and was a pitcher ... once got a horse for Christmas ... boasts 300,000+ combined social media followers ... caught a 55-pound catfish with her bare hands ... majoring in interdisciplinary studies.

KAT WALLACE **WALKUP SONG:** One, Two Step (Ciara)

Former MSU softball manager turned student-athlete ... previously played JUCO ball and advanced to NJCAA National Championship game at Jones College ... took piano lessons through eighth grade ... CoSIDA Academic All-American in 2021 ... aunt played softball at Copiah-Lincoln [MS] Community College ... has visited 18 National Parks ... graduated in May 2023 with her degree in mathematics ... pursuing her MBA.

ASPEN WESLEY **WALKUP SONG:** Pretty Girl Rock (Keri Hilson)

Member of the Mississippi Band of Choctaw Indians and grew up on the Pearl River Reservation ... first Mississippi Choctaw pitcher in the SEC ... practiced pitching into her mattress in the hallway of her home whenever it rained as a kid and broke light bulbs ... very active on TikTok ... favorite color is purple ... majoring in interdisciplinary studies.

ELLA WESOLOWSKI **WALKUP SONG:** New Level (Asap Ferg)

Wears No. 74 because she recorded a 74 mph overhand velocity at an MSU camp ... first player in program history from the state of New York ... father was drafted by the Florida Marlins in 1996 ... father is now a New York state trooper ... majoring in kinesiology.

OVERALL STATS



2024 Mississippi State Softball

Overall Statistics for Mississippi State (as of Apr 14, 2024)

(All games Sorted by Batting avg)



Record: 29-12 Home: 16-6 Away: 8-3 Neutral: 5-3 SEC: 9-9

Player	avg	gp-gs	ab	r	h	2b	3b	hr	rbi	tb	slg%	bb	hp	so	gdp	ob%	sf	sh	sb-att	po	a	e	fld%
18 Madisyn Kennedy	.380	39-37	92	20	35	8	0	15	51	88	.957	21	2	16	0	.487	4	1	0-0	134	4	4	.972
29 Sierra Sacco	.363	41-41	113	45	41	3	3	1	18	53	.469	36	2	27	0	.516	2	2	16-16	48	1	0	1.000
22 Jessie Blaine	.350	40-39	100	21	35	6	0	6	28	59	.590	25	3	23	1	.492	0	0	0-0	89	8	4	.960
74 Ella Wesolowski	.347	39-34	95	16	33	7	0	3	22	49	.516	8	1	6	2	.404	0	0	1-1	146	9	3	.981
10 Nadia Barbary	.344	41-41	128	34	44	15	0	4	34	71	.555	16	3	16	0	.426	1	1	1-1	38	66	7	.937
47 Salen Hawkins	.324	40-40	108	20	35	3	0	3	25	47	.435	8	1	16	2	.364	4	2	1-1	49	66	5	.958
6 Paige Cook	.313	39-36	99	16	31	9	0	4	28	52	.525	15	3	13	2	.402	5	0	2-2	31	1	2	.941
67 Kylee Edwards	.280	41-40	100	22	28	7	2	4	20	51	.510	14	3	5	1	.375	3	0	4-6	35	76	9	.925

5 Jadyn Burney	.500	40-0	4	19	2	0	0	0	2	2	.500	2	1	1	0	.714	0	0	2-2	5	0	0	1.000
25 Saleyna Daniel	.429	11-0	7	1	3	1	0	0	2	4	.571	1	0	2	0	.500	0	0	0-0	1	0	0	1.000
13 Morgan Bernardini	.400	8-0	5	2	2	0	0	0	0	2	.400	3	0	0	0	.625	0	0	2-2	1	0	0	1.000
4 Riley Hull	.357	38-5	28	16	10	1	1	0	2	13	.464	8	1	5	0	.514	0	1	1-1	111	4	1	.991
20 Aquana Brownlee	.347	37-13	49	3	17	1	0	1	15	21	.429	7	4	6	2	.459	1	0	0-0	13	0	0	1.000
7 Lexi Sosa	.333	11-2	9	0	3	1	0	0	3	4	.444	1	2	4	1	.500	0	0	0-0	0	9	2	.818
24 Megan Davidson	.333	5-0	3	1	1	1	0	0	2	2	.667	0	0	1	0	.250	1	0	0-0	1	1	0	1.000
12 Brylie St. Clair	.246	40-40	69	19	17	1	0	0	4	18	.261	8	1	9	0	.333	0	4	4-5	59	1	2	.968
34 Matalasi Faapito	.200	14-3	10	1	2	0	0	0	2	2	.200	7	1	3	0	.556	0	0	0-0	0	4	0	1.000
2 Kat Wallace	.000	28-1	5	13	0	0	0	0	1	0	.000	1	0	0	0	.167	0	0	0-1	1	4	0	1.000
11 Gabby Coffey	.000	5-0	5	0	0	0	0	0	0	0	.000	0	0	1	0	.000	0	0	0-0	0	0	0	.000
9 Kiarra Sells	.000	28-0	4	13	0	0	0	0	0	0	.000	1	1	1	0	.333	0	0	1-1	2	0	0	1.000
Totals	.328	41	1033	282	339	64	6	41	259	538	.521	182	29	155	11	.435	21	11	35-39	767	290	44	.960
Opponents	.223	41	975	129	217	33	5	29	114	347	.356	69	19	233	10	.286	4	17	21-25	729	259	36	.965

LOB - Team (265), Opp (189). DPs turned - Team (18), Opp (18). CI - Team (1), J. Blaine 1. IBB - Team (2), M. Kennedy 2.

(All games Sorted by Earned run avg)

Player	era	w-l	app	gs	cg	sho	sv	ip	h	r	er	bb	so	2b	3b	hr	b/avg	wp	hp	bk	sfa	sha
55 Josey Marron	2.93	9-6	22	16	8	3/1	2	95.2	82	46	40	21	71	9	1	12	.227	8	8	0	1	5
28 Aspen Wesley	3.76	11-4	19	17	8	2/2	2	85.2	64	51	46	30	92	14	2	13	.201	1	8	0	3	5

43 Hosanna Lindblade	0.00	0-0	1	0	0	0/0	0	1.0	1	1	0	0	1	0	0	0	.200	2	0	0	0	0
7 Lexi Sosa	1.43	3-1	9	4	0	0/0	0	29.1	25	8	6	3	14	3	1	3	.227	1	1	0	0	4
34 Matalasi Faapito	2.66	2-1	9	3	2	1/2	0	23.2	23	12	9	10	27	5	0	0	.240	0	1	0	0	2
48 Delainey Everett	3.79	4-0	11	1	1	1/3	0	20.1	22	11	11	5	28	2	1	1	.262	3	1	0	0	1
Totals	3.07	29-12	41	41	19	10/3	4	255.2	217	129	112	69	233	33	5	29	.223	15	19	0	4	17
Opponents	7.09	12-29	41	41	8	2/1	3	243.0	339	282	246	182	155	64	6	41	.328	30	29	0	21	11

PB - Team (6), E.Wesolowski 3, J. Blaine 2, Me. Davidson 1, Opp (8). Pickoffs - Team (1), E.Wesolowski 1. SBA/ATT - E.Wesolowski (14-15), A. Wesley (8-10), J. Blaine (7-9), J. Marron (6-7), D. Everett (3-3), L. Sosa (2-3), M. Faapito (2-2).

CONFERENCE STATS



2024 Mississippi State Softball
Conference statistics for Mississippi State (as of Apr 14, 2024)
(SEC games only Sorted by Batting avg)



Record: 9-9 Home: 3-6 Away: 6-3 SEC: 9-9

Player	avg	gp-gs	ab	r	h	2b	3b	hr	rbi	tb	slg%	bb	hp	so	gdp	ob%	sf	sh	sb-att	po	a	e	fld%
18 Madisyn Kennedy	.362	18-18	47	11	17	3	0	8	26	44	.936	16	1	9	0	.523	1	0	0-0	83	2	2	.977
74 Ella Wesolowski	.346	18-18	52	3	18	5	0	1	10	26	.500	5	1	4	0	.414	0	0	1-1	80	4	2	.977
47 Salen Hawkins	.320	18-18	50	8	16	1	0	2	10	23	.460	4	0	7	2	.357	2	0	0-0	21	31	2	.963
29 Sierra Sacco	.316	18-18	57	16	18	2	0	1	9	23	.404	13	0	13	0	.437	1	0	3-3	25	0	0	1.000
10 Nadia Barbary	.297	18-18	64	12	19	10	0	0	10	29	.453	3	2	9	0	.348	0	0	0-0	18	35	3	.946
6 Paige Cook	.275	17-16	51	5	14	2	0	2	9	22	.431	3	1	7	2	.316	2	0	0-0	18	0	1	.947
22 Jessie Blaine	.267	18-17	45	7	12	3	0	1	5	18	.400	11	3	12	0	.441	0	0	0-0	28	4	0	1.000
67 Kylee Edwards	.234	18-18	47	7	11	2	1	0	6	15	.319	5	2	3	1	.316	3	0	0-1	16	36	2	.963

20 Aquana Brownlee	.308	14-1	13	0	4	0	0	0	2	4	.308	2	1	3	1	.438	0	0	0-0	0	0	0	.000
7 Lexi Sosa	.286	7-1	7	0	2	1	0	0	2	3	.429	0	1	3	1	.375	0	0	0-0	0	3	1	.750
4 Riley Hull	.143	16-0	7	2	1	0	0	0	0	1	.143	0	0	2	0	.143	0	0	0-0	36	0	0	1.000
12 Brylie St. Clair	.138	18-18	29	10	4	0	0	0	1	4	.138	3	0	6	0	.219	0	2	0-0	25	1	1	.963
34 Matalasi Faapito	.000	7-1	4	0	0	0	0	0	0	0	.000	5	1	2	0	.600	0	0	0-0	0	0	0	.000
25 Saleyna Daniel	.000	3-0	1	1	0	0	0	0	0	0	.000	1	0	1	0	.500	0	0	0-0	0	0	0	.000
13 Morgan Bernardini	.000	1-0	0	0	0	0	0	0	0	0	.000	0	0	0	0	.000	0	0	0-0	0	0	0	.000
2 Kat Wallace	.000	16-0	0	6	0	0	0	0	0	0	.000	0	0	0	0	.000	0	0	0-0	0	0	0	.000
9 Kiarra Sells	.000	14-0	0	7	0	0	0	0	0	0	.000	0	0	0	0	.000	0	0	0-0	0	0	0	.000
5 Jadyn Burney	.000	18-0	0	3	0	0	0	0	0	0	.000	0	0	0	0	.000	0	0	0-0	4	0	0	1.000
Totals	.287	18	474	98	136	29	1	15	90	212	.447	71	13	81	7	.388	9	2	4-5	354	131	16	.968
Opponents	.251	18	459	90	115	19	2	23	83	207	.451	49	11	107	5	.336	2	8	8-11	354	121	14	.971

LOB - Team (117), Opp (85). DPs turned - Team (8), Opp (10). IBB - Team (2), M. Kennedy 2.

(SEC games only Sorted by Earned run avg)

Player	era	w-l	app	gs	cg	sho	sv	ip	h	r	er	bb	so	2b	3b	hr	b/avg	wp	hp	bk	sfa	sha
55 Josey Marron	4.04	2-6	11	7	5	1/0	1	53.2	52	34	31	16	38	6	0	9	.256	4	6	0	1	5
28 Aspen Wesley	5.22	6-3	10	10	6	2/0	0	51.0	39	40	38	25	54	8	1	11	.205	1	5	0	1	3

34 Matalasi Faapito	5.53	0-0	3	1	0	0/0	0	6.1	12	7	5	6	7	3	0	0	.364	0	0	0	0	0
7 Lexi Sosa	6.30	0-0	2	0	0	0/0	0	3.1	4	3	3	1	0	0	0	2	.286	0	0	0	0	0
48 Delainey Everett	11.45	1-0	3	0	0	0/0	0	3.2	8	6	6	1	8	2	1	1	.421	1	0	0	0	0
Totals	4.92	9-9	18	18	11	3/0	1	118.0	115	90	83	49	107	19	2	23	.251	6	11	0	2	8
Opponents	4.81	9-9	18	18	4	2/1	2	118.0	136	98	81	71	81	29	1	15	.287	5	13	0	9	2

PB - Team (3), J. Blaine 2, E.Wesolowski 1, Opp (4). SBA/ATT - E.Wesolowski (8-9), A. Wesley (3-5), J. Marron (3-3), D. Everett (1-1), L. Sosa (0-1), J. Blaine (0-1), M. Faapito (1-1).



2

KAT WALLACEGR. | INF | R/R | 5-4
BROOKHAVEN, MISS.

3

LEILANI PULEMAUSO. | INF | R/R | 5-7
GARDENA, CALIF.

4

RILEY HULLJR. | INF | L/R | 5-5
SOMERSET, KY.

5

JADYN BURNEYJR. | INF | L/R | 5-9
GULFPORT, MISS.

6

PAIGE COOK5TH | UTL | R/R | 5-3
CORNELIA, GA.

7

LEXI SOSAGR. | P | R/R | 5-10
SAN DIEGO, CALIF.

9

KIARRA SELLSSO. | UTL | R/R | 5-6
JASPER, TEXAS

10

NADIA BARBARYSO. | INF | R/R | 5-7
DOUGLASVILLE, GA.

11

GABBY COFFEYSO. | C/INF | L/R | 5-9
CELINA, TEXAS

12

BRYLIE ST. CLAIR5TH | OF | L/L | 5-5
SAND ROCK, ALA.


13

MORGAN BERNARDINISO. | OF | R/R | 5-6
ELKVILLE, ILL.

18

MADISYN KENNEDY5TH | INF | R/R | 5-10
MONTGOMERY, ALA.

20

AQUANA BROWNLEEGR. | INF | R/R | 5-8
HOUSTON, MISS.

22

JESSIE BLAINEJR. | C/OF | R/R | 5-10
PIKE ROAD, ALA.

24

MEGAN DAVIDSONFR. | C/INF | R/R | 5-8
MADISON, MISS.

25

SALEYNA DANIELJR. | OF | R/R | 5-7
HOUSTON, TEXAS

28

ASPEN WESLEY5TH | P | R/R | 5-3
PHILADELPHIA, MISS.

29

SIERRA SACCOJR. | OF | L/R | 5-8
MARRERO, LA.


34

MATALASI FAAPITO5TH | P | R/R | 5-11
TEMECULA, CALIF.

43

HOSANNA LINDBLADEFR. | P | R/R | 6-0
WALLER, TEXAS

47

SALEN HAWKINSFR. | INF | R/R | 5-4
PHOENIX, ARIZ.

48

DELAINEY EVERETTFR. | P | L/L | 5-5
OAKDALE, CALIF.

55

JOSEY MARRONSO. | P | R/R | 5-8
GRIMES, IOWA

67

KYLEE EDWARDSFR. | INF | R/R | 5-6
WALDRON, IND.

74

ELLA WESOLOWSKIFR. | C/OF | R/R | 5-7
WILLIAMSVILLE, N.Y.

HC

SAMANTHA RICKETTSHEAD COACH | IN DUGOUT
5TH SEASON (10TH AT MSU)

AC

TYLER BRATTONASSOC. HEAD COACH | THIRD BASE
11TH SEASON

AC

TARYNE MOWATT-MCKINNEYASST. COACH | CALLS PITCHES
1ST SEASON

AC

ZAC SHAWASST. COACH | 1ST BASE
2ND SEASON

PD

ALYSSA LOZAPLAYER DEVELOPMENT FELLOW
3RD SEASON