

BULLDOGS





TABLE OF CONTENTS

2008 Mississippi State University

SECTION 1: GENERAL INFORMATION

Chapel of Memories	1
Table of Contents	2
Quick Facts	3
MSU Media Relations/Media Information	4
Media & Athletic Department Directory	5
City of Starkville	6

SECTION 2: GENERAL SOFTBALL INFORMATION

MSU Softball Field	7
MSU Facilities	8-9
Radio/TV Speed Chart	10
2008 Roster	11
Season Preview	12-13
2008 Diamond Club	14
2008 Softball Camps	15

SECTION 3: MEET THE TEAM

Megan Bateman	16
Nakita Boyce	17
Courtney Bures	18-19
Hayle Guess	20-21
Lindsay Hunley	22
Sammie Jo Bailey	23
Gina McCloud	24
Kelsey Nurnberg	25
Jessie Bailey	26
Chelsea Bramlett	27
Laurie Siebert	28
Ali Bainbridge	29
Jessie Spain	30
Elizabeth Woolven	31
Brittany Bell	32
Misty Flesher	33
Courtney Nesbit	34
Head Coach Jay Miller	35-37
Associate Head Coach Annie Smith	38
Assistant Coach Bo Reid	39
Support Staff	40

SECTION 4: 2008 OPPONENTS

Oregon/Cal State Northridge/UC-Riverside/ San Diego State/California/Mississippi Valley St.	41
Wright State/Southern Illinois/Fordham/ Western Kentucky/Austin Peay/Nicholls State	42
Mercer/UAB/N.C. State/ Michigan/Syracuse/Santa Barbara	43
Massachusetts/Charleston Southern/La. Tech/ Southern Mississippi/Georgetown/Auburn	44
Alabama/Mississippi/LSU/ Kentucky/Florida/South Carolina	45
Georgia/Tennessee/Arkansas/ NCAA Division I Softball Championship	46

SECTION 5: SOUTHEASTERN CONFERENCE

Southeastern Conference	47
Composite Schedule	48-49
Southeastern Conference Tournament	49
All-Time SEC Final Standings	50

SECTION 6: 2007 REVIEW

2007 Final Statistics	51
2007 Season Results	52
2007 SEC Review	53
2007 SEC Statistical Leaders	54
2007 NCAA Statistical Leaders	55

SECTION 7: HISTORY AND RECORDS

Individual Records	56-57
Individual Single Game Records	58
Individual Single Season Records	59-60
Individual Career Records	61-63
Annual Statistical Leaders	64-65
Single Game & Season Team Records	66-68
Class-by-Class Records	69-70
Coaching History	71
Year-by-Year Results	71-73
All-Time Letterwinners	74
SEC Series Results	75-76
Non-Conference Series Results	77-79
All-Time Against Conferences	79
Awards and Honors	80-81

SECTION 8: THIS IS MISSISSIPPI STATE

Great Players	82-83
Great Teachers	84-85
Great Teams	86-87
Great Places	88-89
Great Alumni	90-91
Academics/Traditions	92-93
The People's University	94-95
University President	96
Director of Athletics	97
Senior Woman's Administrator	97
Athletic Administration	97
Bulldogs in USA Softball	98
Bulldogs in the Pros	99
Athletic Academic Building	100-Inside Back Cover

MISSION STATEMENT

The Department of Intercollegiate Athletics is an integral part of Mississippi State University. It incorporates in its overall mission the Mississippi State University, Southeastern Conference and NCAA philosophy, purpose, fundamental policies and general principles. Our primary purpose is to ensure the academic well-being, the physical fitness and the ethical foundation for all student-athletes. The Athletic Department offers a focal point for school spirit throughout the academic year, complementing the academic, cultural and social facets of college life. Since it is an activity of the University, the Department's standards, goals and ideals must remain in harmony with the academic programs.

Mississippi State University does not discriminate on the basis of race, color, religion, national origin, sex, age, disability or veteran status. Mary Alexander, Interim Director of the Office of Diversity and Equity Programs (McArthur Hall, Room 223, P.O. Box 6199, Mississippi State, MS 39762/662-325-2493) has been designated as the responsible employee to coordinate efforts to carry out responsibilities and make investigations of complaints relating to discrimination in conforming with Title IX of the Education Amendments of 1972, Sections 503 and 504 of the Rehabilitation Act of 1974, and the Americans with Disabilities Act of 1990.

The 2008 Mississippi State Softball Media Guide is a publication of the MSU Athletic Media Relations Office. It was compiled, edited and designed by Cassie Chance and Chad Flowers with assistance from Tim Andrzejewski, Jarvis Brown, Dave Hardy, Tray Littlefield, Brock Turnipseed and R.J. Zurak. Photography provided by Darrell McAllister, the late Fred Faulk, Russ Houston, David Lann, Brian Loden and Jim Nurnberg. The cover design was created by John Schaffhauser of Schaffhauser Design in Canton, Miss. The media guide was printed by the Interstate Printing of Mobile, Ala. The 2008 Mississippi State Softball Media Guide has been prepared to assist the media and is designed to aid all media members in their coverage of Mississippi State Softball. Questions and changes to this guide should be directed to Brock Turnipseed, Assistant Director of Athletic Media Relations (662.325.7556).



Bulldog Softball Media Guide



GENERAL INFORMATION

Name Mississippi State University
 Founded February 28, 1878
 Enrollment 17,039
 Conference Southeastern
 Colors Maroon (PMS 202) and White
 Nickname Lady Bulldogs
 Field (Capacity) MSU Softball Field (750)
 Website www.msstateathletics.com

ADMINISTRATION

University President Dr. Robert H. Foglesong
 West Virginia, 1968
 Athletic Director Larry Templeton
 Mississippi State, 1969
 Faculty Representative Dr. Steven Turner
 Mercer, 1975
 Associate AD / Women's Sports Ann Carr
 Mississippi State, 1990

COACHING STAFF

Head Coach Jay Miller (Sixth Season)
 Illinois State, 1978
 Record at MSU (Years) 176-142 (5 years)
 Overall Record (Years) 885-557 (25 years)
 Assistant Coaches Annie Smith
 Grinnell College, 1995
 Smith's Office Phone 662.325.0572
 Bo Reid
 Reid's Office Phone 662.325.0571
 Athletic Trainer Corey Lock (Second Season)
 Strength Coach Erik Korem (First season)
 Softball Office Phone 662.325.0573
 Softball Office Fax 662.325.9051
 Miller's Cell 662.418.5955
 Best Time to Reach Coach Mornings

TEAM INFORMATION

2007 Overall 35-27
 2007 SEC (Finish) 14-14 (3rd West)
 2007 Postseason NCAA Regional

Letterwinners Returning/Lost 11/10
 Position Starters Returning/Lost 6/4
 Pitchers Returning/Lost 1/3
 Newcomers 6

POSITION STARTERS RETURNING (6):
 Nakita Boyce (5-7, Sr., OF)
 Courtney Bures (5-5, Sr., SS)
 Jessie Bailey (5-7, So., 3B/P)
 Chelsea Bramlett (5-8, So., C/INF)
 Hayle Guess (5-8, Sr., OF)
 Sammie Jo Bailey (5-8, Jr., 1B)

PITCHERS RETURNING (1):
 Kelsey Nurnberg (6-0, Jr., RHP)

OTHER LETTERWINNERS RETURNING (4):
 Megan Bateman (5-5, Sr., C/OF)
 Lindsay Hunley (5-9, Sr., INF)
 Laurie Siebert (5-2, So., INF)
 Gina McCloud (5-4, Jr., 3B)

NEWCOMERS (6):
 Ali Bainbridge (5-4, Fr., INF/OF)
 Jessie Spain (5-8, Fr., INF/OF)
 Elizabeth Wolven (5-7, Fr., LHP)
 Brittany Bell (5-2, Fr. OF)
 Misty Flesher (5-9, Fr., RHP)
 Courtney Nesbit (5-6, Fr., 1B/OF)

RADIO BROADCAST

Radio Station WMSV (91.1 FM)
 Radio Contact Steve Ellis
 Address Post Office Box 6210
 Mississippi State, MS 39762
 Phone 662.325.8034
 Online Broadcast www.wmsv.msstate.edu

ATHLETIC MEDIA RELATIONS

Associate AD/Media & PR Mike Nemeth
 Assistant AD/Media & PR John R. Cade
 Associate Director David Rosinski
 Assistant Directors Cassie Chance
 Joe Dier
 Joe Galbraith
 Brock Turnipseed
 Graduate Assistant Jay Middleton
 Administrative Assistants Anne Cooke (Bryan)
 Diane Keith (Coliseum)
 Student Assistants Jan Blaine
 Jonathan Eaton
 Kalea Henry
 Christina Hilliard
 Tray Littlefield
 R.J. Zurak
 Mailing Address Post Office Box 5308
 Mississippi State, MS 39762
 Overnight Address 55 Coliseum Blvd., Room 202
 Mississippi State, MS 39762
 Media Relations Phone 662.325.0540
 Media Relations Fax 662.325.3654
 Press Box Phone 662.325.7546

Softball Media Relations

Softball Contact Brock Turnipseed
 Mississippi State, 2001
 Turnipseed's Office 662.325.7556
 Turnipseed's Cell 662.295.3037
 E-Mail Address bturnipseed@athletics.msstate.edu

SOUTHEASTERN CONFERENCE

Commissioner Mike Slive
 Media Relations
 Associate Commissioner Charles Bloom
 Associate Directors Chuck Dunlap
 DeWayne Peevy
 Tammy Wilson
 Assistant Director Ayanna Wakefield
 Mailing Address 2201 North Richard Arrington Blvd.
 Birmingham, AL 35203
 Switchboard 205.458.3000
 Media Relations Phone 205.458.3010
 Media Relations Fax 205.458.3030
 Websites www.secsports.com
 www.secsportsmedia.com



MSU MEDIA RELATIONS

ATHLETIC MEDIA RELATIONS DIRECTORY

Humphrey Coliseum/Bryan Athletic Administration Building
Phone: 662.325.0540/2703
Fax: 662.325.3654/2563



MIKE NEMETH
Associate Athletic Director/
Media and Public Relations
Football Contact
Office: 662.325.2723
E-mail:
nemeth@athletics.msstate.edu



JOHN R. CADE
Assistant Athletic Director/
Media and Public Relations
Website Administration
Office: 662.325.0971
E-mail:
jrcade@athletics.msstate.edu



DAVID ROSINSKI
Associate Director
Athletic Media Relations
Men's Basketball Contact
Office: 662.325.3595
E-mail:
rosinski@athletics.msstate.edu



CASSIE CHANCE
Assistant Director
Athletic Media Relations
Women's Basketball Contact
Student Assistant Program Coordinator
Office: 662.325.0972
E-mail:
cchance@athletics.msstate.edu



JOE DIER
Assistant Director
Athletic Media Relations
Volleyball, Baseball Contact
Office: 662.325.8040
E-mail:
jbdier@athletics.msstate.edu



JOE GALBRAITH
Assistant Director
Athletic Media Relations
Football Contact
Office: 662.325.0967
E-mail:
jgalbraith@athletics.msstate.edu



BROCK TURNIPSEED
Assistant Director
Athletic Media Relations
Soccer, Softball Contact
Office: 662.325.7556
E-mail:
bturnipseed@athletics.msstate.edu



ANNE COOKE
Administrative Secretary
Media and Public Relations
Bryan Building
Office: 662.325.2703
E-mail:
acooke@athletics.msstate.edu



DIANE KEITH
Administrative Secretary
Athletic Media Relations
Humphrey Coliseum
Office: 662.325.0540
E-mail:
dkeith@athletics.msstate.edu

ATHLETIC MEDIA RELATIONS OFFICE: The Mississippi State Athletic Media Relations Office is located in Room 202 of Humphrey Coliseum. Office hours are 8 a.m. to 5 p.m. weekdays.

CREDENTIALS: Requests for press/photo credentials should be faxed or mailed on official letterhead to the Mississippi State Athletic Media Relations Office (FAX 662.325.3654) at least 48 hours prior to the event. Since space is limited, accommodations are on a priority basis: daily newspapers, originating radio and television stats, national weekly or monthly publications, electronic media outlets, local and regional television crews. Priority is granted to members of the media who cover Mississippi State on a regular basis, and to visiting media members. At the MSU Softball Field, media credentials will be available for pickup at the press tent. Only working media with proper credentials will be allowed access to the press area.

PHOTO REGULATIONS: Photo passes will be issued only to accredited photographers on assignment. Photographers may shoot from designated areas outside of the fences of the field and within the stadium. The Mississippi State Athletic Department adheres to NCAA photography policies and reserves all commercial and non-commercial rights to the use of film, videotape and still photographs of its athletic events and facilities.

MSU SOFTBALL FIELD: With its fully enclosed press box and telephone lines that allows for faxing and web site updates, as well as radio/television broadcasting capabilities, the MSU Softball Field is an on-campus facility located near the intersection of Lakeview Drive and U.S. 182 East. With a seating capacity of 750, the press box telephone number is 662.325.7546.

PARKING: The MSU Softball Field is an on-campus facility located near the intersection of Lakeview Drive and U.S. 182 East. The parking lot located between the MSU Softball Field and the A.J. Pitts Tennis Centre is reserved for game officials and staff. Parking for the media and general public is located beyond the outfield fence. The parking lot located between the A.J. Pitts Tennis Center and the Carl Maddox Track has been reserved for overflow parking.

SERVICES: The Mississippi State Athletic Media Relations Office will provide a complete box score and play-by-play of each game. Programs containing rosters and game notes on each team will also be provided to the working media. An automatic facsimile machine is available in the Mississippi State Athletic Media Relations office in the Bryan Building and the Humphrey Coliseum.

TELEPHONES: Telephone service is available in the press box area (4 lines). The MSU Softball Field press box telephone number is 662.325.7546. Mississippi State freely provides telephone services to working media. However, any special requests must be made in advance through the Mississippi State Athletic Media Relations Office at 662.325.7556. These requests should be submitted at least two weeks in advance to the media relations office on official letterhead.

INTERVIEW POLICY: All interviews with Mississippi State players and coaches must be arranged through the media relations office. Please contact Brock Turnipseed at 662.325.7556 to set up an interview. Home or cell phone numbers for student-athletes will not be given to the media under any circumstances, although players will grant phone interviews via the media relations office. Coach Jay Miller is available for phone interviews on weekday mornings (8 a.m.-Noon) during the season, but in-person interviews must be coordinated through the media relations office. Players are available for interviews before each practice at approximately 1:30 p.m. at the MSU Softball Field. Media are requested to submit postgame interview requests to media relations personnel prior to the start of the seventh inning.

POSTGAME INTERVIEWS: Following a 10-minute cooling off period, head coach Jay Miller and/or requested players will be available on the playing surface of the MSU Softball Field. The opponent head coach and/or players will also be available on the field. Please make interview requests through the visiting softball contact.

ARCHIVAL INFORMATION: The Mississippi State Athletic Media Relations Office maintains information on all current student-athletes, as well as historical information on previous student-athletes and the program in general. For information, interviews, photo shoots and/or file photos, please call, stop by our office or fax a request.

BOB HARTLEY MEMORIAL FELLOWSHIP



Bob Hartley



Jay Middleton

For more than half a century Robert M. "Bob" Hartley dedicated his life's work to promoting Mississippi State athletics. From his hiring as the school's first sports publicity director in August 1946 to his initial "retirement" as assistant athletic director for communications in June 1985, through his later years as an invaluable consultant for the Mississippi State University Department of Athletics, the man we called "Hart" gave special meaning to the words "loyalty" and "devotion to duty."

Mr. Bob's labors of love with MSU have not gone unrecognized. He has taken his place among college athletics' greats as a member of both the university's and the state's sports halls of fame and the College Sports Information Directors of America Hall of Fame.

His willingness to generously give of his talent, his time and his friendship serves as an inspiration to the countless lives he touched and to those that aspire to follow in his footsteps. In that respect, the Bob Hartley Memorial Fellowship was created by the MSU Department of Athletics to provide internship opportunities for young media relation practitioners.

Jay Middleton was selected as the sixth recipient of the Bob Hartley Memorial Fellowship for the 2007-2008 academic year. A native of Tupelo, Miss., Middleton enters his fifth season working with the Mississippi State athletic media relations office. Middleton worked as a student assistant from 2003-2006 and enters his second year as a graduate assistant. Middleton has served the last two years as the primary contact for the men's tennis and women's golf programs at MSU. Among other duties, he works with msta-teathletics.com, MSU's official athletic website, and Maroon to the Max, a video streaming service provided to MSU fans worldwide. Most recently, he earned national recognition for the 2007 men's tennis media guide which was awarded the third best tennis publication in the country by CoSIDA.

Middleton earned his bachelor's degree in communication with an emphasis in public relations in the summer of 2006 from State and is currently seeking a master's degree in business administration.

GETTING TO STARKVILLE

How To Get To MSU By Car...

FROM BIRMINGHAM, ALABAMA...
Southwest on I-59 to Exit 68..... 59.0 Miles
Northwest on Black Warrior Parkway to US Hwy 82..... 5.1 Miles
West On US Hwy 82 To Mississippi State Line..... 43.5 Miles
West On US Hwy 82 To MSU..... 31.9 Miles

FROM JACKSON, MISSISSIPPI...

Go Northeast on US Hwy 25 (from I-55) to Hwy 12..... 125.3 Miles
Go East On Highway 12 To MSU..... 2.3 Miles

FROM MEMPHIS, TENNESSEE...

Southeast On U.S. Hwy 78 To U.S. Hwy 45..... 84.2 Miles
South On US Hwy 45 To U.S. Hwy 45 Alt..... 7.1 Miles
South On US Hwy 45 Alt To U.S. Hwy 82..... 51.1 Miles
West On US Hwy 82 To MSU..... 12.1 Miles

How To Get To MSU By Plane...

BRYAN FIELD (662.323.7321)
Located In Western Starkville On Airport Rd. (via Hwy. 12)

Service For Private Aircraft Only

GOLDEN TRIANGLE REGIONAL AIRPORT (662.327.4422)
Located 15 Miles East Of Starkville On U.S. Hwy. 82

Service For Delta Airlines And Northwest Airlines

JACKSON INTERNATIONAL AIRPORT (601.939.5631)
Located 5 Miles East Of Jackson On Highway 473 (3 Miles South of Hwy 25)

Service for American Eagle, Continental Express, Delta Airlines/ASA/ ComAir, Northwest Airlines, Southwest Airlines, United Express, USAir Express



MEDIA OUTLETS

STARKVILLE DAILY NEWS
 Travis Downey, Sports Editor
 P.O. Drawer 1068
 Starkville, MS 39759
 Phone: 662.323.1642
 FAX: 662.323.6586
 E-mail: sports@bellsouth.net
 Website: www.StarkvilleDailyNews.com

THE CLARION LEDGER
 Kyle Veazy, Beat Writer
 P.O. Box 40
 Jackson, MS 39205
 Phone: 601.961.7294
 FAX: 601.961.7224
 E-mail: kyle.veazey@clarionledger.com
 Website: www.ClarionLedger.com

NE MISSISSIPPI DAILY JOURNAL
 Gregg Ellis, Beat Writer
 P.O. Box 909
 Tupelo, MS 38802-0909
 Phone: 662.842.2611 x601
 FAX: 662.842.2233
 E-mail: gregg.ellis@djournal.com
 Website: www.DJournal.com

THE COMMERCIAL DISPATCH
 Danny P. Smith, Beat Writer
 P.O. Box 511
 Columbus, MS 39701
 Phone: 662.327.1297
 FAX: 662.329.8937
 E-mail: sports@cdispach.com
 Website: www.CDispatch.com

THE SUN HERALD
 Jim Mashek, Beat Writer
 P.O. Box 4567
 Biloxi, MS 39535-4567
 Phone: 228.896.2352
 FAX: 228.896.2104
 E-mail: sports@sunherald.com
 Website: www.SunHerald.com

THE MEMPHIS COMMERCIAL APPEAL
 Marlon Morgan, Beat Writer
 495 Union Avenue
 Memphis, TN 38103
 Phone: 901.529.2360
 FAX: 901.529.2362
 E-mail: sports@gomemphis.com
 Website: www.GoMemphis.com

THE MERIDIAN STAR
 Rocky Higginbotham, Sports Editor
 P.O. Box 1591
 Meridian, MS 39301
 Phone: 601.693.1551 x3235
 Fax: 601.485.1275
 E-mail: sports@themeridianstar.com
 Website: www.MeridianStar.com

THE DAILY STAR
 Chuck Hathcock, Sports Editor
 P.O. Box 907
 Grenada, MS 38902-0907
 Phone: 662.226.4321
 FAX: 662.226.8310
 E-mail: sports@grenadastar.com
 Website: www.GrenadaStar.com

DAILY TIMES LEADER
 Logan A. Lowery, Sports Editor
 P.O. Box 1176
 West Point, MS 39773
 Phone: 662.494.1422
 FAX: 662.494.1414
 E-mail: dtlnews@dailytimesleader.com
 Website: www.DailyTimesLeader.com

THE VICKSBURG EVENING POST
 Sean Murphy, Sports Editor
 P.O. Box 821668
 Vicksburg, MS 39182-1668
 Phone: 601.636.4545
 FAX: 601.634.0897
 E-mail: sysadm@vicksburgpost.com
 Website: www.VicksburgPost.com

THE LAUREL LEADER CALL
 Shane Wansley, Sports Editor
 130 Beacon Street
 Laurel, MS 39440
 Phone: 601.428.0551
 FAX: 601.426.3550
 E-mail: llc@c-gate.net
 Website: www.LeaderCall.com

THE DELTA DEMOCRAT
 Ivy Murrell, Sports Editor
 P.O. Box 1618
 Greenville, MS 38701
 Phone: 662.335.1155
 FAX: 662.378.0777
 E-Mail: sports@deltanewsroom.com
 Website: www.DDTOnline.com

THE REFLECTOR
 Melissa Meador, Sports Editor
 P.O. Box 5407
 Mississippi State, MS 39762
 Phone: 662.325.2374, 8819
 FAX: 662.325.8985
 E-mail: sports@reflector.msstate.edu
 Website: www.Reflector-Online.com

THE ASSOCIATED PRESS
 Chris Talbott
 125 S. Congress, STE 1330
 Jackson, MS 39201
 Phone: 601.948.5897
 FAX: 601.948.7975
 E-mail: ctalbott@ap.org

WCBI-TV
 Drew Powell, Sports Director
 P.O. Box 271
 Columbus, MS 39703
 Phone: 662.245.0133
 FAX: 662.328.5222
 E-mail: sports@wcbi.com

WTVA-TV
 Jim Holder, Sports Director
 P.O. Box 350
 Tupelo, MS 38802
 Phone: 662.842.7620
 FAX: 662.620.1128
 E-mail: sports@wtva.com

WLBT-TV
 Rob Jay, Sports Director
 P.O. Box 1712
 Jackson, MS 39215-1712
 Phone: 601.922.1607
 FAX: 601.355.1830
 E-mail: robj@wlbt.net

WAPT-TV
 Christian Steckel, Sports Director
 P.O. Box 10297
 Jackson, MS 39289-0297
 Phone: 601.922.1652 x141
 FAX: 601.922.8993
 E-mail: TBA

WJTV-TV
 Lee Owens, Sports Director
 P.O. Box 8887
 Jackson, MS 39284
 Phone: 601.372.6311
 FAX: 601.373.8401
 E-mail: nc12sports@yahoo.com

WTOK-TV
 Lindsey Hall, Sports Director
 P.O. Box 2988
 Meridian, MS 39302
 Phone: 601.693.1441, 6397
 FAX: 601.483.6759, 326
 E-mail: lindsey.hall@wtok.com

ADMINISTRATION

(AREA CODE 662)

Larry TEMPLETON, Director of Athletics 325.0863
 Ray BERRYHILL, Assistant AD/Academics 325.2066
 Dr. David C. BOLES, Associate AD/Student Services 325.2532
 Bracky BRETT, Assistant AD/NCAA & SEC Compliance 325.0245
 Greg BYRNE, Associate AD/External Affairs 325.3074
 John R. CADE, Assistant AD/Media & Public Relations 325.2703
 Ann CARR, Associate AD/Women's Sports 325.2066
 Jim ELLIS, Associate AD/Marketing & Corporate Development 325.8950
 Straton KARATASSOS, Assistant AD/Athletic Development 325.3074
 Duncan McKENZIE, Associate AD/Internal Operations 325.2532
 Mike NEMETH, Associate AD./Media & Public Relations 325.2703
 Mike RICHEY, Assistant AD/Development 325.3074
 Bobby TOMLINSON, Associate AD/Facilities 325.7452
 Pat WALLACE, Assistant AD/Ticket Operations 325.2600

ATHLETIC DEPARTMENT STAFF

Academics. 325.2066
 Shelly Ellis, Tutorial Services Coordinator
 Tyler Hill, Academic Counselor
 Victor Parker, Academic Counselor
 Lynda Moore, Academic Counselor
 Brittany Wagner, Academic Counselor

Bulldog Club. 325.3074
 Bart Gregory, Field Representative
 Natalie McMillin, Accounting Assistant

Bulldog Sports Network. 325.9847
 Taylor Harris, Marketing Representative
 Chad Thomas, Promotions Coordinator

Bulldog Suites. 325.2291
 Meghan Odom, Suites Director

Business 325.3596
 Steve Corhern, Assistant Business Manager
 Brenda Edwards, Accounting Assistant
 Michelle Gerhart, Accounting Assistant
 Pam Wasson, Accounting Assistant

Compliance. 325.0245
 Steve Smith, Assistant Compliance Officer

Electronic Media. 325.1262
 Bennie Ashford, Coordinator/Video
 Brock Dulaney, Coordinator/Film

Equipment 325.3206
 Phil Silva, Equipment Manager

Event Management/Facilities ... 325.7452
 Charles Brunetti, Assistant Sports Turf Mgr.
 Don Edwards, Assistant Coordinator
 Brent Frey, Coordinator
 Jay Logan, Coordinator
 Bart Prather, Sports Turf Manager
 Jason Rollins, Assistant Coordinator
 Shaun Taylor, Assistant Coordinator

Sports Medicine 325.2165
 Paul Mock, Head Athletic Trainer
 Justin Gremillion, Associate Athletic Trainer
 Mary McLendon, Associate Athletic Trainer
 Andy Orsillo, Assistant Athletic Trainer
 Edgar Tabila, Assistant Athletic Trainer
 Allen Thompson, Assistant Athletic Trainer
 Scott Johnson, Assistant Athletic Trainer
 Tammy Ray, Insurance Coordinator

Strength 325.8627
 Ben Pollard, Head Strength Coach
 John McAllister, Assistant Strength Coach
 Erik Korem, Assistant Strength Coach
 Richard Akins, Assistant Strength Coach

Baseball 325.3597
 Ron Polk, Head Coach
 Tommy Raffo, Assistant Coach
 Russ McNickle, Assistant Coach
 Wade Hedges, Coordinator of Camps

Men's Basketball. 325.3800
 Rick Stansbury, Head Coach
 Phil Cunningham, Assistant Coach
 Robert Kirby, Assistant Coach
 Marcus Grant, Assistant Coach
 Talvis Franklin, Director of Operations

Women's Basketball 325.0198
 Sharon Fanning, Head Coach
 Stacey Franklin, Assistant Coach
 Nitra Perry, Assistant Coach
 Greg Franklin, Assistant Coach
 Joey Burton, Director of Operations

Cross Country/Track & Field. 325.2892
 Al Schmidt, Head Coach
 Steve Dudley, Associate Head Coach
 Bryan Fetzter, Assistant Coach
 Houston Franks, Assistant Coach
 April Thomas, Assistant Coach

Football 325.2534
 Sylvester Croom, Head Coach
 Woody McCorvey, Assistant Head Coach
 Rocky Felker, Assistant Coach
 Brad Pendergrass, Coord. of Operations
 J.B. Grimes, Assistant Coach
 Charlie Harbison, Assistant Coach
 Reed Stringer, Assistant Coach
 Ellis Johnson, Assistant Coach
 David Turner, Assistant Coach
 Melvin Smith, Assistant Coach
 Pat Washington, Assistant Coach
 Ryan Hollern, Recruiting Operations

Golf. 325.2722
 Clay Homan, Head Men's Coach
 Christi Sanders, Head Women's Coach

Soccer. 325.2722
 Neil MacDonald, Head Coach
 Andy Manners, Assistant Coach

Softball 325.0573
 Jay Miller, Head Coach
 Annie Smith, Associate Head Coach
 Bo Reid, Assistant Coach

Tennis 325.2896
 Per Nilsson, Men's Head Coach
 Matt Hill, Assistant Men's Coach
 Tracy Lane, Women's Head Coach
 Max Fomine, Assistant Women's Coach

Volleyball 325.2722
 Tina Seals, Head Coach
 Don Perkins, Assistant Coach



CITY OF STARKVILLE

STARKVILLE CONVENTION AND VISITORS BUREAU

Main Street • Starkville, MS 39759 • www.starkville.org

Located in the Pine region of Mississippi, Starkville is known for its university-style atmosphere, and its abundance of opportunities for entertainment, recreation, food and fellowship, outdoor fun and historical enrichment.

The city of Starkville was founded in 1830 and originally named "Boardtown". After receiving its charter in 1835, the town was renamed in honor of the American Revolutionary War hero, General John Stark. Starkville, the county seat of Oktibbeha (pronounced ok-TIB-be-haw), is a thriving community of some 24,500 and recognized throughout the Southeast for its progressive style and its warm and friendly environment.



Starkville's Cotton District

Home to MSU, the second-largest land-grant institution and one of the top 100 research universities in the United States, Starkville is almost always brimming with special events and sites to experience. Located in Starkville's backyard, the Noxubee National Wildlife Refuge is a 48,000-acre forest offering birdwatching, hiking, picnicking, hunting and fishing.

For history buffs, Starkville's historic districts offer a walk through history's various architectural styles. Take a stroll through the Greensboro historic district, Nash Street historic district, Overstreet historic district and Starkville's Downtown Old Main District. View the architectural styles of Savannah, New Orleans and Charleston in the Cotton District. Developer Dan Camp revived the old cotton-mill workers' Needmore community into this new urbanism area.

Fans of best-selling author John Grishman can view his original manuscripts and other memorabilia in the Mitchell Memorial Library. The Grisham Room timelines the success of this Mississippi State University alumnus.

In addition, special events such as the Cotton District Arts Festival and Taste of Starkville and Super Bulldog Week bring out the warm spirit and activeness of Starkville residents and visitors. Combine all of this with the friendliest people in the South, and you have an ideal place to reunite with friends and family.

Once known as the "Dairy Center of the South," Starkville's economic base has developed into a healthy balance of education, industry, service and retail trade.

Mississippi's only Research and Technology Park is located in Starkville. Twelve businesses and agencies are located in the 220-acre park. Starkville has everything to offer as a retirement destination - a low-cost of living, educational opportunities, a variety of events and activities and safe, attractive neighborhoods. Starkville was certified in 1995 as a Retirement Community by the Mississippi Department of Economic and Community Development.

Starkville is a city rich in tradition and blessed with progress. From its days as an enclave of Native American settlements on the border between the Choctaw and Chickasaw Nations and its subsequent settlement by Presbyterian missionaries, to today's varied culture of "southerners" mixed

MILEAGE CHART

Distance from Starkville to.....	miles
Athens, GA.....	355
Atlanta, GA.....	289
Auburn, AL.....	238
Baton Rouge, LA.....	279
Biloxi, MS.....	268
Birmingham, AL.....	144
Charlotte, NC.....	530
Chattanooga, TN.....	271
Chicago, IL.....	704
Columbia, SC.....	498
Columbus, MS.....	22
Dallas, TX.....	502
El Paso, TX.....	1,190
Fayetteville, AR.....	461
Gainesville, FL.....	529
Golden Triangle (GTR) Airport.....	16
Greenville, MS.....	140
Hattiesburg, MS.....	184
Jackson, MS.....	128
Knoxville, TN.....	383
Lexington, KY.....	475
Little Rock, AR.....	311
Memphis, TN.....	179
Meridian, MS.....	96
Mobile, AL.....	229
Montgomery, AL.....	189
Nashville, TN.....	325
Natchez, MS.....	245
New Orleans, LA.....	307
Orange Beach, AL.....	281
Orlando, FL.....	723
Oxford, MS.....	101
Pascagoula, MS.....	279
Tupelo, MS.....	66
Tuscaloosa, AL.....	87
Vicksburg, MS.....	170

with the best and brightest of over 91 countries studying at MSU, Starkville has developed a diverse culture over the 165 plus years since its incorporation.

Today, Starkville's small-town friendliness and high-quality educational, cultural and recreational opportunities make it a well-spring of Southern charm. Starkville has become a unique blend of the traditional Old South and the rapidly evolving age of technology that is the New South.

STARKVILLE AREA ATTRACTIONS

Aspen Bay Candles Factory (662-323-0929)

View the process of how these hand-poured candles are scented and molded. This group tour ends in their stunning showroom and gift shop. Tours available by appointment Mon.-Thu. Store hours are from 9:30 a.m.-5:30 p.m., Mon.-Sat.

Elvis Presley Birthplace & Museum (662-841-1245)

Located an hour north in Tupelo, the site of The King's birth is open 9 a.m.-5:30 p.m., Mon.-Sat. (May-Sept.) and 9 a.m.-5 p.m., Mon.-Sat. (Oct.-Apr.), and 1-5 p.m. on Sun. Closed on Thanksgiving and Christmas Days. Admission is \$2 to the birthplace and \$5 to the museum.

Herzer Dairy Manufacturing (662-325-3200)

An overview of the dairy plant concludes with a slide show describing the process of making Mississippi's famous cheese products. Cheese and homemade ice cream samples are for sale in the gift shop. Tours available by appointment.

John Grisham Room (662-325-2559)

The John Grisham Room in the Mitchell Memorial Library at Mississippi State is the only complete collection in the United States of the renowned author's papers and publications. It includes literary manuscripts, legislative files, photographs, signed works, international editions and other materials on display. Open from 9 a.m.-4 p.m., Mon.-Fri.

MSU Golf Course (662-325-3028)

This 18-hole golf course was rated by Golf Digest as one of the "Best Places to Play" and is also one of the top 10 public golf courses in Mississippi. Call for tee times.

Noxubee National Wildlife Refuge (662-323-5548)

Located within 30 minutes of the MSU campus, the Refuge is a 48,000-acre forest offering many outdoor and sightseeing opportunities. March 14, 2003, was the Centennial anniversary of the National Wildlife Refuge System, which was established by President Theodore Roosevelt in 1903 to protect fish and wildlife for the benefit of all generations.

Templeton Music Museum and Archives (662-325-7680)

Located in MSU's Mitchell Memorial Library, the museum features a vast collection of all types of musical instruments, sheet music, phonographs and music boxes.

McKay Food Research and Enology Lab (662-325-3011)

Located in the North Farm area of the MSU campus, a visit to this attraction allows you to see how research produces MSU wine, juices, and jellies from local muscadine grapes. A guided tour ends with a wine tasting, if desired. Tours are available by appointment.

Mississippi Horse Park & Agri-Center (662-325-9350)

Home to the Golden Triangle Regional Fair held every September, and several regional rodeo events, the Horse Park serves as Mississippi's only full service Horsepark. Other events held on the grounds include the World Famous Lipizzan White Stallions, Monster Truck Nationals and Thrill Show and barrel races.

Silver Star Resort & Casino (800-557-0711)

Situated just more than an hour from Starkville in Philadelphia, Silver Star offers gaming and entertainment opportunities, as well as a first-class hotel, golf course and restaurant.

Oktibbeha Co. Heritage Museum (662-323-0211)

Located on a tree-shaded hillside where Fellowship Street joins the curve of Russell Street, the Heritage Museum was established in 1976 as a joint Bicentennial project of the City of Starkville, Oktibbeha County, and the Oktibbeha County American Revolution Bicentennial Committee. The museum is housed in the former GM&O Railroad Depot (built in 1874) and boasts a large display of items 50 years old or older. Among the collection are antique dolls, arrowheads, confederate flag and soldiers' letters, military uniforms, household and farm tools, grist mill, hospital instruments and incubator, homemade brick forms, wedding dresses, school pictures, and quilts. Corner of Fellowship and Russell Streets. Open 1 to 4 p.m. Tuesday, Wednesday, and Thursday. Group tours available at other hours by prior arrangement.

Old Waverly Golf Club (662-494-6463)

One of the premier private golf courses in the South, Old Waverly in West Point hosted the 1999 U.S. Women's Open Championship.

CAVE™ (662-325-7642)

You can enter the 4th dimension when you take a tour at the Engineering Research Center for computational field simulation. The ERC gives visitors the chance to try out their virtual reality programs in the CAVE™ (Computer Automatic Virtual Environment). Ride a virtual roller coaster or fly through a forest.



MSU SOFTBALL FIELD TOP 10 CROWDS

	Date	Opponent	Attendance
1.	4/25/98	Mississippi	1,547
2.	4/1/97	Alabama	1,520
3.	4/15/00	Kentucky	1,017
4.	4/20/02	Alabama	762
5.	4/21/00	Alabama	670
6.	3/22/97	South Carolina	654
7.	2/7/04	Bradley	578
	4/9/04	Alabama	578
9.	4/29/06	Alabama	572
10.	2/5/05	N.C. State	562

FACILITY RECORDS

AT BATS

By Team
41 - LSU at MSU (4/7/00)
By Individual
6 - By Four Players
last by Brittany Mynsberge, Bradley, 2/6/04

RUNS

By Team
30 - Louisiana Tech vs. Jackson State (2/6/04)
By Individual
5 - Angela Toures, Bradley (vs. Jackson State, 2/6/04)

HITS

By Team
23 - Louisiana Tech vs. Jackson State (2/6/04)
By Individual
5 - Brittany Mynsberge, Bradley (vs. Jackson State, 2/6/04)

RBI

By Team
23 - Bradley vs. Jackson State (2/6/04)
By Individual
7 - Brittany Mynsberge, Bradley (vs. Jackson State, 2/6/04)

DOUBLES

By Team
8 - LSU at MSU (4/4/98)
By Individual
3 - Martha Phillips, Auburn at MSU (4/15/01)

TRIPLES

By Team
6 - MSU vs. Alabama A&M (2/20/04)
By Individual
2 - Five Times
last by Iyhia McMichael, MSU vs. MVSU, 2/21/04

HOME RUNS

By Team
3 - LSU at Mississippi State (4/7/00)
By Individual
2 - Two Times
last by Courtney Bures, MSU vs. MVSU, 2/5/05

WALKS

By Team
11 - Three Times (last Bradley vs. Jackson State, 2/6/04)
By Individual
4 - Katie Cooley, MSU vs. LSU (3/30/05)

STRIKEOUTS

By Team, Batting
14 - Two Times (last by MSU vs. Siena, 3/14/98)
By Individual, Pitching
14 - Two Times
last by Autumn Anderson, MSU vs. Siena, 3/14/98

LONGEST REGULATION GAME

By Time
3:13 - LSU at Mississippi State (3/31/05)



Home to the Mississippi State women's softball team since 1997, the MSU Softball Field gives the Bulldogs one of the finest facilities in the Southeast.

Located on the northside of the Mississippi State campus, the MSU Softball Field sits in the heart of Mississippi State's impressive physical plant. It joins W.O. Spencer Stadium (track and field), Dudy-Noble Field/Polk Dement Stadium (baseball), the MSU Soccer Field and the A.J. Pitts Tennis Centre to give Mississippi State some of the finest Olympic sport venues in collegiate athletics.

The facility features a main grandstand area which will accommodate more than 750 people with opportunities for expansion in the future. Also included is a state-of-the-art pressbox complete with phone lines and a public address system, an electronic scoreboard and bullpens behind both stepdown dugouts which are complete with rest-room facilities for both teams.

Hailed as one of the top playing surfaces in the Southeastern Conference, the field stretches 200 feet down the left and rightfield lines and spans 220 feet to straight-away centerfield. The regulation NCAA Championship field features Mississippi Pride grass - developed by researchers on the Mississippi State campus - making it home to one of the finest playing surfaces in the country. A grounds crew is responsible for the field maintenance of the MSU Softball Field.

With each season, the MSU Softball Field seems to get better and better. Following the program's inaugural season in 1997, lights were added to the facility, bringing a much-more enjoyable climate to Bulldog fans as well as visiting fans across the country. In 2000, another facility-improving project

was completed as the MSU Softball Field's dugouts were enhanced with brick, bringing yet another eye-pleasing feature to the facility. In 2001, construction of an additional batting cage, as well as the placing of sidewalks in and around field and spectator areas, were added.

Work was completed in the fall 2005 on a one million dollar indoor facility which features a state-of-the-art practice field, as well as a lockerroom, clubhouse, training room, coaches' lockerrooms and players lounge. In addition, a revamped bullpen area was added just behind the dugout on the third base side of the facility. The indoor facility is the only one of its kind in the nation.

Since beginning play at the MSU Softball Field, the Mississippi State has posted a 210-100 (.677) overall record and, in 1999, tallied a program-high 21-6 record at home, including a 12-2 mark at home inside the Southeastern Conference. Mississippi State has also shutout its opponent 60 times in front of its home fans - 22 times completing the task in abbreviated innings.

The opening game on the newly constructed Mississippi State Softball Field came on Feb. 26, 1997, when Mississippi State hosted visiting Samford University. The Bulldogs opened the park successfully, sweeping Samford 4-0 and 4-0 in a doubleheader witnessed by more than 300 fans that braved the inclement weather.

The Bulldogs averaged just more than 300 fans during that first season and set an attendance record which still stands to this day on April 25, 1998, when 1,547 fans watched the Bulldogs battle archrival Mississippi.



MSU SOFTBALL FACILITIES

PALMEIRO CENTER



The Palmeiro Center - a \$3.8 million, 68,000-square foot, climate-controlled indoor practice facility - was completed in August 2005 and gives the Bulldogs an additional practice option during inclement weather. Named for former Bulldog baseball great and Major League Baseball star Rafael Palmeiro, the facility features a turfed 120-yard long practice surface and a \$1.5 million, 9,500-square foot banquet room which will seat up to 350 people.

ROUSE WEIGHT ROOM



The Rouse Weight Room is a recently constructed 10,000-square foot weight facility that includes more than \$100,000 worth of essential weight training equipment. Under the guidance and supervision of strength coach Ben Pollard, and a nationally certified strength and conditioning staff, each and every player is helped to reach peak physical performance. In all, the center gives State players access to 22 power stations. Each nine-foot rack sits on a six-foot by eight-foot oak platform.

SOFTBALL INDOOR FACILITY



Mississippi State's indoor facility, located adjacent to the left field foul line of the Mississippi State Softball Field, includes an 8,000-square foot indoor practice facility complete with collapsible batting cages. Access to the indoor facility can be obtained by any of the six main areas of the indoor facility by simply walking through a door.



Included in the price of the million-dollar facility is a brand new locker room facility for the Bulldogs which will allow the players convenient access to both the indoor practice facility as well as the varsity game field. A 1,200-square foot team lounge is located directly above the locker room.



One of four satellite training rooms in Mississippi State's sports medicine department, the training room at the softball indoor facility is equipped with training tables, rehabilitation equipment and an ice machine and helps certified athletic trainer Corey Lock cater to the health needs of all MSU Softball athletes and coaches.



From the team lounge, players can view game film, or just relax and watch TV on a state-of-the-art drop down screen.

SOFTBALL INDOOR TEAM LOUNGE



When not on the practice field or watching game film, MSU softball players can kick back and relax with a game of ping-pong, or play pool on a regulation size table in the team lounge.



Above the Mississippi State locker room in the Softball Indoor Facility is a 1,200-square foot team lounge. Here, players can study, watch TV, or just kill time before their next class.



As you enter Mississippi State's indoor facility, you pass through the Stairway of All-Americans, where jerseys of MSU's six All-Americans are adorned.



The Northeast Village, made up of four residence halls with the largest single room sizes in university history, opened in August 2006. A co-residential, 160,000-square foot, three-story freshman hall, Ruby is located at the north end of campus. Ruby Hall offers students the latest in technology, including Ethernet access and full wireless internet coverage.



The \$19 million, 150,000-square foot Sanderson Center recreation complex opened to students in 1996. The state-of-the-art facility offers recreational opportunities in aquatics, fitness and aerobics, strength and conditioning, and intramural sports.



2008 RADIO/TV ROSTER



#1 ALI BAINBRIDGE
INF/OF • 5-4 • Fr. • HS
Vestavia Hills, Ala.
Vestavia Hills HS



#3 COURTNEY BURES
SS • 5-5 • Sr. • 3L
Haymarket, Va.
Stonewall Jackson HS



#6 JESSIE BAILEY
3B/P • 5-7 • So. • 1L
Lithonia, Ga.
Mt. Vernon Christian HS



#7 NAKITA BOYCE
OF • 5-7 • Sr. • 3L
Springfield, Mo.
Glendale HS



#8 JESSIE SPAIN
INF/OF • 5-8 • Fr. • HS
Birmingham, Ala.
Vestavia Hills HS



#9 KELSEY NURNBERG
P • 6-0 • Jr. • 1L
Ankeny, Iowa
Daytona Beach JC



#11 MEGAN BATEMAN
C/OF • 5-5 • Sr. • 1L
Brookhaven, Miss.
Copiah-Lincoln JC



#12 ELIZABETH WOOLVEN
P • 5-7 • Fr. • HS
Nettleton, Miss.
Mooreville HS



#13 BRITTANY BELL
OF • 5-2 • Fr. • HS
Brandon, Fla.
Riverview HS



#15 LINDSAY HUNLEY
INF • 5-9 • Sr. • 3L
Aurora, Ill.
West Aurora HS



#16 LAURIE SIEBERT
INF • 5-2 • So. • 1L
Sugar Grove, Ill.
Kaneland HS



#17 MISTY FLESHER
P • 5-9 • Fr. • HS
Lone Grove, Okla.
Lone Grove HS



#18 CHELSEA BRAMLETT
C/INF • 5-8 • So. • 1L
Cordova, Tenn.
First Christian HS



#21 HAYLE GUESS
OF • 5-8 • R-Sr. • 3L
Moss Point, Miss.
East Central HS



#25 COURTNEY NESBIT
1B/OF • 5-6 • Fr. • HS
Acworth, Ga.
Harrison HS



#34 SAMMIE JO BAILEY
1B • 5-8 • Jr. • 2L
Lithonia, Ga.
Mt. Vernon Christian HS



#44 GINA MC CLOUD
3B • 5-4 • R-Jr. • 2L
Monticello, Miss.
Lawrence County HS



JAY MILLER
Head Coach



ANNIE SMITH
Associate Head Coach



BO REID
Assistant Coach



Front Row (l-r): Laurie Siebert, Ali Bainbridge, Gina McCloud, Courtney Bures, Megan Bateman, Brittany Bell; **Middle Row (l-r):** Courtney Nesbit, Chelsea Bramlett, Jessie Bailey, Jessie Spain, Elizabeth Woolven; **Back Row (l-r):** Nakita Boyce, Sammie Jo Bailey, Lindsay Hunley, Kelsey Nurnberg, Hayle Guess, Misty Flesher.

NUMERICAL ROSTER

#	Name	Pos.	B-T	Ht.	Cl.	Exp.	Hometown/Previous School
1	Ali Bainbridge	INF/OF	R-R	5-4	Fr.	HS	Vestavia Hills, Ala./Vestavia Hills
3	Courtney Bures	SS	R-R	5-5	Sr.	3L	Haymarket, Va./Stonewall Jackson
6	Jessie Bailey	3B/P	R-R	5-7	So.	1L	Lithonia, Ga./Mt. Vernon Christian
7	Nakita Boyce	OF	L-R	5-7	Sr.	3L	Springfield, Mo./Glendale
8	Jessie Spain	INF/OF	R/R	5-8	Fr.	HS	Birmingham, Ala./Vestavia Hills
9	Kelsey Nurnberg	P	R-R	6-0	Jr.	1L	Ankeny, Iowa/Daytona Beach JC
11	Megan Bateman	C/OF	R-R	5-5	Sr.	1L	Brookhaven, Miss./Copiah-Lincoln JC
12	Elizabeth Woolven	P	L-L	5-7	Fr.	HS	Nettleton, Miss./Mooreville
13	Brittany Bell	OF	R-R	5-2	Fr.	HS	Brandon, Fla./Riverview
15	Lindsay Hunley	INF	R-R	5-9	Sr.	3L	Aurora, Ill./West Aurora
16	Laurie Siebert	INF	R-R	5-2	So.	1L	Sugar Grove, Ill./Kaneland
17	Misty Flesher	P	R-R	5-9	Fr.	HS	Lone Grove, Okla./Lone Grove
18	Chelsea Bramlett	C/INF	S-R	5-8	So.	1L	Cordova, Tenn./First Christian
21	Hayle Guess	OF	R-R	5-8	R-Sr.	3L	Moss Point, Miss./East Central
25	Courtney Nesbit	1B/OF	R-R	5-6	Fr.	HS	Acworth, Ga./Harrison
34	Sammie Jo Bailey	1B	R-R	5-8	Jr.	2L	Lithonia, Ga./Mt. Vernon Christian
44	Gina McCloud	3B	R-R	5-4	R-Jr.	2L	Monticello, Miss./Lawrence County

Head Coach: Jay Miller (Illinois State, 1978)

Assistant Coach: Bo Reid

Managers: Scooter Kellum, Courtney Patridge, Katie Wood

Strength Coach: Erik Korem

Associate Head Coach: Annie Smith (Grinnell College, 1995)

Student Assistants: Blair Hewett, Sara Hickerson, Laura Leigh Reese

Trainer: Corey Lock, Certified Athletic Trainer

Media Relations: Brock Turnipseed

ALPHABETICAL

#	Name	Pos.	Cl.
6	Jessie Bailey	3B/P	So.
34	Sammie Jo Bailey	1B	Jr.
1	Ali Bainbridge	INF/OF	Fr.
11	Megan Bateman	C/OF	Sr.
13	Brittany Bell	OF	Fr.
7	Nakita Boyce	OF	Sr.
18	Chelsea Bramlett	C/INF	So.
3	Courtney Bures	SS	Sr.
17	Misty Flesher	P	Fr.
21	Hayle Guess	OF	R-Sr.
15	Lindsay Hunley	INF	Sr.
44	Gina McCloud	3B	R-Jr.
25	Courtney Nesbit	1B/OF	Fr.
9	Kelsey Nurnberg	P	Jr.
16	Laurie Siebert	INF	Sr.
8	Jessie Spain	INF	Fr.
12	Elizabeth Woolven	P	Fr.

BY STATE

MISSISSIPPI (4)		TENNESSEE (1)	
Megan Bateman	Brookhaven	Chelsea Bramlett	Cordova
Hayle Guess	Moss Point		
Gina McCloud	Monticello	FLORIDA (1)	
Elizabeth Woolven	Nettleton	Brittany Bell	Brandon
GEORGIA (3)		IOWA (1)	
Jessie Bailey	Lithonia	Kelsey Nurnberg	Ankeny
Sammie Jo Bailey	Lithonia		
Courtney Nesbit	Acworth	MISSOURI (1)	
		Nakita Boyce	Springfield
ALABAMA (2)		OKLAHOMA (1)	
Ali Bainbridge	Vestavia Hills	Misty Flesher	Lone Grove
Jessie Spain	Birmingham		
ILLINOIS (2)		VIRGINIA (1)	
Lindsay Hunley	Aurora	Courtney Bures	Haymarket
Laurie Siebert	Sugar Grove		

PRONUNCIATION

NAKITA BOYCE
NUH-KEY-TUH Boyce

COURTNEY BURES
Courtney BURRS

HAYLE GUESS
HAY-LEE Guess

LAURIE SIEBERT
Laurie SEA-BERT



ALL OF US OR NONE OF US

Mississippi State set out in 2007 to make a return to the postseason following a trying 2006 campaign.

Head coach Jay Miller's squad succeeded in its quest, putting together a 35-27 record, finishing third in the Southeastern Conference's Western Division and advancing to the school's fourth NCAA regional in Miller's five seasons at the helm.

MSU enters the 2008 campaign with the goal of continuing the success on the field that it found a year ago. Big goals are not out of reach this season with 11 letterwinners returning, including six starters from last year's squad.

The veteran leadership that is scattered throughout the lineup will be beneficial in quickly grooming a freshman class which will be asked to contribute immediately.

PITCHERS

The biggest question mark entering the season will come in the circle where the Bulldogs have to replace three pitchers who combined for 28 of the team's 35 victories.

Despite the loss of so much experience, Miller feels that this year's staff might have the most talent of any staff he has placed on the field in his previous five seasons here in Starkville.

Miller's squad will look to leadership from junior **Kelsey Nurnberg**, who joined the program last January just before the start of the 2007 season. Despite having limited experience in the circle for the Bulldogs, Nurnberg brings a workhorse mentality to the mound while pos-



KELSEY NURNBERG

sessing good velocity and movements to keep opposing hitters off-balance.

Nurnberg picked up a team second-best seven victories a year ago to go along with a 3.07 ERA.

With Nurnberg expecting to carry much of the pitching load this season, her success will help make an easier transition to the collegiate level for a pair of talented freshmen in **Misty Flesher** and Mississippi native **Elizabeth Woolven**.

"Misty and Elizabeth have the potential to really dominate at our level," Miller said. "Obviously they haven't been through the rigors of an SEC season, and you don't know how they will adjust to that. They have the talent, but they just need the experience."

The duo will receive collegiate experience very early against tough competition as the Bulldogs open at the prestigious Palm Springs Classic.

Flesher, a hard-throwing right-hander from Oklahoma, showed that she could be an immediate contributor with a solid fall season. She joins the Bulldogs following a stellar prep career at Lone Grove High School where she set the single-season state and career national records for shutouts while earning four Oklahoma All-Star selections and Louisville Slugger/NFCA All-America accolades.

Woolven makes the short venture to Starkville bringing an outstanding resume that she compiled while leading Mooreville High School to a Mississippi 3A semifinal appearance a year ago and a state championship in 2006. Woolven brings a tough mentality to the circle that nicely compliments her solid repertoire of pitches. The multi-time all-state selection played the summer of 2006 for the Virginia Shamrocks, helping that team knock off the nation's best travel ball teams to win the prestigious ASA Gold Nationals.

Sophomore **Jessie Bailey** could also offer some innings of relief during the season, however, she will see most of her time anchoring third base for a veteran infield that appears to be solid, beginning with the catcher's spot.

CATCHERS

With the graduation of Blair Hewitt, Miller will look for stability behind the plate to help in the development of the young pitching staff.

Sophomore **Chelsea Bramlett** will anchor the signal-caller's position after splitting time behind the plate and at second base a year ago.

The SEC Freshman of the Year and



CHELSEA BRAMLETT

first team NFCA all-American brings good speed and a strong arm to the position. A year ago she hit .386 as a rookie and set the school record for stolen bases in a season with 46 in 50 attempts.

"Chelsea will be a great catcher for us," Miller said. "I'm looking forward to letting her settle in at one position and get used to that spot."

The Bulldogs will look to senior **Megan Bateman** to back-up Bramlett behind the plate this season. A versatile player who could also be used in the outfield, Bateman offers a strong bat with the ability to deliver clutch hits.

INFIELD

With the youth and inexperience in the circle this season for the Bulldogs, a veteran infield will be relied upon greatly to bolster the defense.

The infield remains essentially intact from a year ago, with two seniors, a junior and a sophomore returning with another valuable year of experience under their belt in the rugged Southeastern Conference.

Courtney Bures bolsters the shortstop position for her final campaign after a stellar first three years that have seen her set school records while earning All-SEC and All-America accolades. While she possesses a stellar bat, her glove is just as impressive as Miller says that she has the ability to make plays that no other player in the country can make. Offensively, Bures anchors the lineup after she hit a team second-best .354 last season and led the squad with 56 RBI — the third most in school

history.

While Bures is entrenched at short, senior **Lindsay Hunley** looks to provide additional senior leadership at second base after mixing time between first and second in 2007.

Hunley offers a solid glove at second base, committing only two errors in the field while driving in 11 runs at the plate.

The senior will find herself battling freshman **Ali Bainbridge** for the starting nod at second base. The freshman showed in the fall that she will compete for playing time, leading the team in batting average just months removed from her graduation from Vestavia Hills High School in Birmingham, Ala. A player who has the ability to play multiple positions, Bainbridge could also end up seeing time in the outfield.

A pair of sisters anchor the corners of the Bulldog infield this season. Junior **Sammie Jo Bailey** will hold down first base this season after fielding .988 and hitting .297 as a sophomore.

Her sister, sophomore **Jessie Bailey**, has locked down the "hot corner" this season after a stellar freshman campaign for the Bulldogs. Last season, Jessie batted .251 and accounted for 48 runs as a rookie while fielding .949 in 216 chances.

"Having Courtney and Jessie on the left side of the infield really gives us a great defensive side of the infield," Miller said. "I feel really good where we sit in the infield."

Another freshman could see time on the infield, as **Courtney Nesbit** brings a solid bat and great defensive skills to the team at first base following a prep career at Harrison High School in Acworth, Ga., in which she earned all-state honors as a senior and twice won the team's Most Outstanding Offensive Player accolades.



SAMMIE JO BAILEY

The depth chart at third base also provides a lot of depth behind Bailey this season. Junior **Gina McCloud** has made the move to third after starting her career behind the plate. The Mississippi native has adjusted well to the position, and she will once again provide a good bat in the lineup.

Sophomore **Laurie Siebert** will provide another capable bat and glove at third. Siebert showed a tremendous amount of potential during her freshman campaign and the fall season. The Illinois prep product has good power to the gaps, and her defense at the "hot corner" continues to progress.

Another freshman, **Jessie Spain**, could step in and contribute in the infield as well. A teammate of Bainbridge at Vestavia Hills High School, Spain has the ability to play any position in the infield, and she might also see some work in the outfield.

OUTFIELD

The outfield, like the infield, will be a strong point for the Bulldog defense this season. Senior **Hayle Guess** will captain the outfield again this season from center field after a 2007 season in which she led the team with six home runs and collected four triples while batting at a .324 clip.

Guess, who earned second team all-region honors from the NFCA last season, can cover a lot of turf in the outfield. The in-state standout also possesses a strong arm that opposing base-runners rarely choose to test.

Guess and the speed of senior **Nakita Boyce** will make open space limited for opposing hitters. Offensively, Boyce brings a left-handed slapper to the batting order, and she is a threat on the bases, stealing 20 bases in 22 attempts after hitting .308 last season.

Bainbridge and fellow freshman **Brittany Bell** will have the opportunity to contribute in the outfield this season. Bainbridge could start the season in outfield, but the coaching staff would like to eventually get her outstanding glove in the infield.

Bell is another speedster who brings a great arm to the outfield. The Tampa, Fla., native reminds the coaching staff of a young Iyha McMichael with her exceptional speed and ability to hit for power. Eventually becoming the Bulldogs' center fielder, Bell could make an immediate impact this season playing in right and left.

THE OFFENSE

Miller thought the offense played well a year ago, hitting .297 in leading the Bulldogs to a spot in the Tucson regional. This year he's expecting even better production as the top three average hitters and top home run and RBI producers all return.



HAYLE GUESS

That could be more potent this season with additional speed on the squad.

"I think we'll be able to generate some runs this season," Miller said. "We're faster this year, and I think we can take advantage of our speed even more this year. We have more speed from top to bottom in the lineup."

THE OFFENSE

The Bulldogs have once again put together a challenging schedule. MState opens the year at the prestigious Palm Springs Classic where it will face Oregon in a five-game slate that includes three NCAA tournament clubs from 2007.

MSU will meet 12 more regional squads, including Wright State and Southern Illinois in its own Bulldog Round Robin. Six teams that advanced to super regional play sit on the Bulldogs' schedule including Tennessee, who advanced to the Women's College World Series championship a year ago. The Vols are one of nine teams that ended 2007 ranked in the top 25 polls, and five hail from the SEC.

State opens a 28-game conference slate at Auburn March 11. The team will then turnaround and face Alabama before going on the road to Mississippi and LSU.

MSU will meet the United States Olympic Team in an exhibition match-up in Ridgeland, Miss., following the Bully Bash that will be contested during MSU's annual Super Bulldog Weekend. After a mid-week road trip to Mississippi Valley State, State will open a seven-game homestand that includes Georgia and Tennessee before closing the regular season at Arkansas.



DIAMOND CLUB

The BULLDOG DIAMOND CLUB is the official booster club of the Mississippi State University softball team. It has been created to provide fans with an in-depth look at our program, coaches, players and history. With three NCAA Regional appearances in the past four years, the Bulldogs are poised to join the nation's "elite" team this year. Please come along with us as we take on the Southeastern Conference and the nation this Spring.

We need you to join our team as we continue a new era of Bulldog Softball. The BULLDOG DIAMOND CLUB has been initiated with the approval of the Mississippi State athletic department and is in compliance with all University, SEC and NCAA rules and regulations. All funds generated go directly to enhance and improve the Mississippi State Softball program.

We encourage your membership in the BULLDOG DIAMOND CLUB and look forward to you becoming a part of our "softball family" and winning tradition at Mississippi State.

Sincerely,

Jay Miller
Head Softball Coach
Mississippi State University

For more information on club benefits, or to join the Mississippi State Softball Diamond Club, contact the MSU Softball Office at (662) 325-0572.

	Diamond Club Membership \$25	Single \$100	Double \$250	Triple \$500	Home Run \$1,000
Diamond Club Membership Bulldog Bulpen Newsletter					
ALL OF THE ABOVE PLUS: MSU Softball T-Shirt MSU Softball Media Guide Invitation To Team Social					
ALL OF THE ABOVE PLUS: Recognition In Media Guide Autographed Softball Poster					
ALL OF THE ABOVE PLUS: MSU Softball Sweatshirt MSU Softball Hat Or Visor					
ALL OF THE ABOVE PLUS: MSU Softball Polo Shirt Autographed Softball MSU Softball Jacket					

2008 MISSISSIPPI STATE SOFTBALL DIAMOND CLUB MEMBERS

The Mississippi State Softball Team would like to thank last year's members of the official booster club of Mississippi State Softball. Their help and support allowed us to compete at a national level and will enable us to build a solid future for our program.

HOME RUN

Kyle & Macie Bateman
Mike & Dawn Bures
Jay Miller & Lacy Lee Baker
Dale & Ann Hewett
Jack & Mona Miller
Jim & Julie Nurnberg

TRIPLE

John & Debbie Bainbridge
Tim Rosenbury

DOUBLE

Eric & Janet Beam
MV & Janie Cooley
Ted Evans
Mike & Sharon Flesher
Chris Handy
Scotty & Denise McCloud
David & Kim Nesbit
Stan & Susie Patrick

SINGLE

Steve & Cheryl Ashby
Bobby Bateman
Lavell Case
Jeff Doremus
Nick Graffeo
Gary & Connie Hunley
Kendall & Amy Jaspers
Sylvia Manley
Jewellene McCloud
Mike McDonald
Robert & Shirley Moses
Ray & Gwen Putnam
Steve & Bonnie Siebert
Maxine Stallings
David Velke
Lilly & Leah Velke
Robin Voss

MEMBERSHIP

Savanna Aversa
Scott & Shirley Bateman
Gwenda Bennett

Steve & Maudie Bowen
Aftan, Joe & Connie Bryant
Donny Carson
Mike & Gwen Creasman
Dorlene Daniel
Jimmy & Zeld Davis
Jerry & Melinda Dean
Mike Dempsey
Tony & Laurie Fowler
Theresa Garland
Dennis Hansen
Sylvia Hein
Delores Hunley
Robert & Stacey McGinniss
Dean Miller
Johnny Nations
Lakyn & Meggin Nelson
Milan Nelson
Del & Marsha Noss
Don & Susan Provance
Dan & Shirley Purcell
Patricia Randolph
John & Gayle Ross

Pat Shoemaker
Nick Smith
Philip Spain
Robert Wilson
Mike Woolven

MSU SOFTBALL WOULD LIKE
TO THANK THE FOLLOWING
PATRONS FOR THEIR SUPPORT
Marty Archer - Louisville Slugger
Dale & Ann Hewett
Rob Partin - Louisville Slugger
G. Steven Tate - KT Lumber Sales
John Grafe
Don Roberts
Adidas
Russell Athletic
Gary Montgomery - Adams USA
Jim Nurnburg
Jack & Helen Wellborn



MISSISSIPPI STATE BULLDOGS

2008 SUMMER SOFTBALL CAMPS

YOUTH CAMP

JUNE 9-12, 2008

PITCHING & CATCHING CAMP

JUNE 16-17, 2008

HITTING CAMP

JUNE 18-19, 2008

ELITE SKILLS CAMP

JULY 14-17, 2008

CAMP INFORMATION

YOUTH DAY CAMP
MSU Softball Field • Ages 12 And Under

OVERVIEW: Each day is packed with softball drills, games, and fun. The athletes will have an opportunity to work on all aspects of the game, and there will be activities to keep them busy throughout the day. The clinic runs from 8 a.m. to 5 p.m. Monday through Wednesday and through noon on Thursday.

CHECK-IN AND COSTS: Check-in will take place at the MSU Softball field at 8:00 a.m. and pick-up will be at the softball field at 5 p.m. Monday-Wednesday. The camp conclude at noon on Thursday. Athletes must be signed in and out each day. Athletes must bring a sack lunch. Water will be provided. The cost for attending camp is \$165 and will be discounted to a \$140 team rate or \$140 if two siblings are enrolled. Teams are restricted to include six or more athletes that return registration and fees at the same time.

PITCHING & CATCHING CAMP
MSU Softball Field • Ages 10 And Older

OVERVIEW: This camp is designed to provide intensive instruction for both the softball pitcher and catcher. With two days of activity, the athletes will have the opportunity to work in an individualized manner to improve their pitching and catching skills.

CHECK-IN AND COSTS: Check-in will take place at the dorm at 8 a.m. on Monday, June 18. The camp will conclude on Tuesday, June 19, 2007 at 5 p.m. The cost for attending this overnight camp is \$185 and will be discounted to a commuter rate of \$160 for those campers not lodging in the dorm. The cost to attend this camp AND the hitting camp is \$325 and will be discounted to a commuter rate of \$265 for those campers not lodging in the dorm. Teams (six or more athletes with registration and fees returned at the same time) will be discounted to a rate of \$300.

HITTING CAMP
MSU Softball Field • Ages 10 And Older

OVERVIEW: This camp is designed to provide intensive instruction on how to be a better hitter. The camp is two full days of hitting skills and drills. The camp will build from the fundamentals of hitting to the advanced aspects.

CHECK-IN AND COSTS: Check-in will take place at the dorm at 8 a.m. on Wednesday, June 20. The camp will conclude on Thursday, June 21 at 5 p.m. The cost for attending this overnight camp is \$185 and will be discounted to a commuter rate of \$160 for those campers not lodging in the dorm. The cost to attend this camp AND the pitching and catching camp is \$325 and will be discounted to a commuter rate of \$265 for those campers not lodging in the dorm. Teams (six or more athletes with registration and fees returned at the same time) will be discounted to a rate of \$300.

ELITE SKILLS CAMP
MSU Softball Field • Ages 12 And Older

OVERVIEW: The camp is designed to cover all aspects of the game of softball. The camp will cover mechanics, skills and dozens of drills. In addition, the athletes will learn advanced skills and have the opportunity to scrimmage everyday. The athletes will have an opportunity to work with some of the top coaches in Mississippi and in the country, along with current and former MSU softball players. This camp is designed for the serious softball athlete.

CHECK-IN AND COSTS: Check-in will take place at the dorm and will be in at 10 a.m. on Monday, July 16. The camp will conclude on Thursday, July 19 at noon at the dorm. The cost for attending this overnight camp is \$325 and will be discounted to a commuter rate of \$265 for those campers not lodging in the dorm. The cost for a team (six or more athletes with registration and fees returned at the same time) to attend this camp is \$300 and will be discounted to a team commuter rate of \$265 for those teams not lodging in the dorm. The cost for attending this camp and either the pitching & catching camp OR the hitting camp is \$475 and will be discounted to a commuter rate of \$400 for those campers not lodging in the dorm.

REGISTRATION

HOW TO APPLY: Our camp promises to fill up quickly, so please email or phone Annie Smith at the address and phone number listed below to request an application. Once received, please fill out application and return to camp administrators immediately. Return the completed application along with a non-refundable \$100 deposit (or full tuition) to the following address:

Bulldog Softball Camp
c/o Athletic Business Office
P.O. Drawer 5327
Mississippi State, MS 39762

OTHER INFORMATION: Camp applicants will receive a confirmation letter after receipt of completed application and deposit (or full tuition). Enrollment is on a first-come, first-serve basis. Forms must be signed and the Physician's statement and parent's statement must be signed. Included in the camp is all camp instruction, room and board (for overnight campers, or meals for commuters), accident insurance (secondary coverage) and a camp t-shirt. Campers must complete the proof of insurance statement included in the parental consent form on the application or on this page.

ONLINE REGISTRATION: Individuals who want to register online and pay by credit card can do so by logging on to the official Internet home of the Mississippi State athletic department, www.MStateAthletics.com. Camp information can be found by clicking on the Departments tag toward the top of the page. In addition to online registration, campers are also required to submit parental consent form which can be found on this page. For registration information, or if you require special services, please contact:

Annie Smith
662.325.0572
Fax: 662.325.9051
asmith@athletics.msstate.edu

CAMP HOUSING: Campers will be housed two per room in an air conditioned residence hall on the Mississippi State University campus. Upon receipt of registration, campers will receive a confirmation letter with specifics about check-in location and items to bring.

WHAT TO BRING: The following items will be needed when attending the Mississippi State Softball Camp:

- Softball Glove
- Pillow
- Catcher's Gear
- Softball Shoes
- Knee Pads
- Socks
- Softball Bat
- Towels
- Alarm Clock
- Jacket
- Sweat Shirt
- Batting Gloves
- Sun Screen
- Sheets (Twin Extra Long)
- Tennis Shoes
- Practice Shorts
- Sunglasses
- Softball Helmet
- Toiletries
- Swim Suit
- Sweat Pants

REFUNDS: A camper who must leave during the camp due to illness or injury will receive a prorated refund based on the number of days of instruction, insurance and room and board that were required. No refunds will be given to campers who voluntarily leave the camp or who are sent home for disciplinary reasons. No full refunds will be given prior to a camp without a doctor's note.

SAFETY AND INSURANCE: Supervision is provided in the residence hall and at all camp sessions. Every effort is made to insure safety throughout camp. Experienced trainers and the athletic training rooms are available at all times. Each camper is covered by 24-hour health and accident insurance.

PARENTAL CONSENT

Please complete all information.

Camper Name: _____ Birthdate: _____

Parent/Guardian Name: _____

Relationship To Camper: _____

Street Address: _____

City/State/Zip: _____

☐ YES ☐ NO Allergic Reactions (drugs, food, asthma, etc.)?

If yes, please list: _____

☐ YES ☐ NO Requires Medication?

If yes, please list: _____

IN CASE OF EMERGENCY

Father's Name: _____

Phone: (W) _____ (H) _____

Mother's Name: _____

Phone: (W) _____ (H) _____

Emergency Contact: _____

Phone: (W) _____ (H) _____

All campers must have their own medical coverage. The Mississippi State Softball camp provides only excess coverage after camper's insurance policy has been utilized. Campers will not be allowed to participate unless the following information is submitted and the form is signed by the parent or guardian of the aforementioned camper.

Camper's Insurance Company: _____

Policy Holder: _____ Policy No.: _____

In accordance with the rules of the Mississippi State University Softball Camp, I hereby give my consent for the camper listed below to participate in the activities of this camp, to include specific sport activities and recreational activities conducted at the camp. The undersigned camper and parent/guardian understand that the camper will engage in physical activity during the program which contains an inherent risk of physical injury, and the undersigned assumes the risk, indemnities, and releases Mississippi State Softball Camp, its officers, Directors, Agents and Employees from any and all liability for personal injury arising out of the camper's participation in the camp program. If, at any time, it is necessary for the camper to receive outside or professional medical attention, I hereby give my consent to the camp to secure the services and arrange transportation if deemed necessary.

I am aware that the camp's medical insurance provides benefits up to \$5,000 accidental death and dismemberment and \$10,000 medical expenses with a \$100 deductible for which the camper is responsible. There is also a \$1,000 limit on dental insurance. I am also aware that I will be responsible for all medical expenses resulting from sickness or any other camp-related injury or illness.

Parent Or Guardian: _____

Parents Or Guardian Signature: _____

Camper: _____

Camper Signature: _____



VETERAN PROFILES



#11 MEGAN BATEMAN

Catcher/Outfield • 5-5 • Senior • 1L • R/R • Brookhaven, Miss. • Copiah-Lincoln JC

"Megan earned a scholarship for her senior year. She's a great player to have on your ball club because she can do a variety of things. She is a versatile player who can catch, play the infield, or play in the outfield. Megan's a hard worker who can get the big hit or get on base when you need it. She does a great job working with our pitchers."

Mississippi State Head Coach Jay Miller

AS A JUNIOR (2007)

Saw action in 17 games ... Hit .500 on the year, notching two hits in four at-bats ... Recorded the first hit in her Mississippi State career Feb. 23 against Seton Hall ... Scored seven runs on the year, including a season-best two in a win over Seton Hall at the NFCA Leadoff Classic.

JUNIOR COLLEGE

Played at Copiah Lincoln for coach Allen Kent ... Earned All-Region honors her freshman and sophomore years, and

All-State accolades her sophomore season ... Batted .357 (85-for-238) in two years, with 13 doubles and five triples ... Also stole 17 bases in 20 attempts ... Helped lead Co-Lin to a region and state title in 2006, as well as a third place finish in the national tournament.

HIGH SCHOOL/CLUB

Prepped at Brookhaven High School ... Helped lead Brookhaven to a 15-6 record ... Named Team MVP her senior year ... Hit .446 (29-for-65) with two doubles, two triples and six walks ... Named the Southwest Region Co-Offensive Player of the Year ... Selected to the Mississippi All-Star game.

PERSONAL

Born Mari Megan Bateman on Dec. 23, 1985, in Millington, Tenn. ... Daughter of Kyle and Macie Bateman ... Both parents graduated from Mississippi State ... Has an older sister, Holly, a younger sister, Brittany and a younger brother, Scotty ... A secondary education major at MSU.



GETTING TO KNOW MEGAN

Favorite Book	Runaway Jury	Pregame Ritual(s)	Pray
Favorite TV Show	Grey's Anatomy	Three Words Best Describe You	Fun, loyal, nice
Favorite Food	Mashed Potatoes	Biggest Pet Peeve	Bad teeth
Favorite Drink	Coca-Cola	Autobiography Title	American Girl
Favorite Singer/Group	Rascal Flatts	Hobbies	Hunting, poker
Favorite Non-Softball Sport	Football	Special Talent	Knitting
Favorite Sports Team	Atlanta Braves	Best Moment of My Career	Winning state at Co-Lin
Favorite Roadtrip Item	Computer	Why I Chose MSU	I dreamed of playing here.

Category

At Bats
Hits
Runs
Runs Batted In
Doubles
Triples
Home Runs
Walks
Stolen Bases

2007 Bests

2, v. Seton Hall (2/23)
1, 2x, last v. Southern Mississippi (4/12)
2, v. Seton Hall (2/23)
None
None
None
None
2 v. Seton Hall (2/23)
None

Career Bests

2, v. Seton Hall (2/23/07)
1, 2x, last v. Southern Mississippi (4/12/07)
2, v. Seton Hall (2/23/07)
None
None
None
None
2 v. Seton Hall (2/23/07)
None

Bateman's Career Statistics

Year	AVG	GP-GS	AB	R	H	2B	3B	HR	RBI	TB	SLG%	BB	HBP	SO	OB%	SF	SH	SB-ATT
2007-JR	.500	17-0	4	7	2	0	0	0	0	2	.500	2	0	1	.667	0	0	0-0
TOTALS	.500	17-0	4	7	2	0	0	0	0	2	.500	2	0	1	.667	0	0	0-0



#7 NAKITA BOYCE

Outfield • 5-7 • Senior • 3L • L/R • Springfield, Mo. • Glendale HS

"Nakita came in fairly raw as a freshman, and she has improved each year for us. Nakita is a consistent threat on the bases, and she is one we think will really make our offense go this spring."

Mississippi State Head Coach Jay Miller

Two-Time Academic All-SEC

AS A JUNIOR (2007)

Named to the Southeastern Conference Academic all-SEC team ... For her performance in the Bulldog Round Robin, named to the all-tournament squad ... Saw action in 61 games, starting all of them ... Posted a career-high .308 batting average in 182 at-bats ... Had a .401 slugging percentage and a .377 on-base percentage ... Tallied 38 runs scored and 26 RBI ... Had 13 multiple-hit games and eight multiple-RBI games ... Tallied a career-high five at-bats against Georgia (2/24) and Nebraska (4/21) ... Had a team-high six triples ... Drew 17 walks and was 20-for-22 on stolen base attempts ... Recorded six sacrifice hits and tied a team lead with three sacrifice flies ... Committed only five errors in 56 total chances for a .919 fielding percentage ... Had a 16-game hitting streak between 2/24 and 3/17.

AS A SOPHOMORE (2006)

Saw action in 61 games, starting every game in left field ... Recipient of MSU's Most Improved Player award ... Posted a .302 batting average in 179 at-bats with 33 runs scored on 54 hits, including six extra-base hits and 20 RBI ... Tallied a .341 slugging percentage and a .337 on-base percentage ... Drew seven walks and stole 18-of-21 bases ... Committed seven errors in 98 total chances for a .929 fielding percentage ... Crossed the plate with five game-winning runs, while knocking in four game-winning RBI ... Turned in 13 multiple-hit games and five multiple-RBI games ... Hit 32-for-78 (.410) with runners on base ... Hit 6-for-14 (.429) with three RBI and five runs scored at the USF Best Western Invitational ... Hit 5-for-12 (.417) with four runs and an RBI during the Bulldog Classic ... Included a 3-for-3 day with two runs against Tennessee State ... Batted .583 (7-for-12) with three RBI and four runs scored en route to all-tournament honors at the Bulldog Round Robin ... Included a 3-for-4 day hitting line in a win over Southeast Missouri State ... Also included a 3-for-3 day with two runs and two RBI against Alcorn State ... Produced three hits and a run in State's win over No. 13 Washington at the Compass Bank Invitational ... Hit 3-for-4 with two RBI in State's 13-2 win at Long Beach State ... Had a career-high three RBI in Game One against fourth-ranked Alabama.

AS A FRESHMAN (2005)

Saw action in 43 games, including 23 starts, 13 of which came in center field ... Posted a .169 batting average in 59 at-bats with 10

runs scored on 10 hits, including one extra-base hit, and two RBI ... Tallied a .203 slugging percentage and a .258 on-base percentage ... Also drew seven walks and was 7-for-9 on stolen base attempts ... Committed three errors in 34 total chances for a .912 fielding percentage ... Hit 8-for-16 (.500) as the leadoff batter in an inning ... Hit .429 (3-for-7) with an RBI and two runs scored en route to all-tournament honors at the Bulldog Classic ... Included a 2-for-4 day hitting line in a win over Troy ... Produced a hit and a pair of runs in State's doubleheader split at Middle Tennessee ... Hit 1-for-2 with a walk in State's series finale victory at South Carolina, including a game-tying RBI triple in the second inning ... Singled, stole a base and scored the game's only run in a 1-0 victory over Texas A&M-Corpus Christi in MSU's NCAA Region 4 tournament opener.

HIGH SCHOOL/CLUB

Prepped at Glendale High School for coach Dustin Combs ... Played club softball for Missouri Madness and coach Glenn Knaebel ... Played and started every game as a prep senior and helped lead Glendale to 17-9 record, the district championship and a second place finish in the conference ... Hit .436 with three home runs and 20 RBI and was 14-for-15 on stolen base attempts ... An all-Ozarks, all-district, all-conference, all-region and all-state selection ... Played and started every game as a prep junior and helped lead the Falcons to a 25-4 record, the district and sectional championship and an appearance in the Elite 8 of the state tournament ... Hit .583 with five home runs and 28 RBI and was 27-for-28 on stolen base attempts ... Set Missouri high school record with 46 career steals ... Missouri Gatorade Player of the Year honoree ... An all-district, all-conference and all-region selection as well ... Played and started every game for the Missouri Madness and helped lead the club organization to seven tournament championships, including the ASA Northern National, ASA State and Heartland Exposure tournaments ... An all-district and all-conference performer in track, running on the record-setting 4x100-meter relay squad.

PERSONAL

Born Nakita Destini Boyce on July 8, 1986, in Nashville, Tenn. ... Daughter of Ron and Edith Boyce ... Father is currently serving as head track and field coach at Missouri State ... Currently pursuing her master's degree in business administration after earning her undergraduate degree in marketing in December.



GETTING TO KNOW NAKITA

Favorite Book

Me & My Daddy
Washing the Car

Favorite TV Show

Yes, Dear

Favorite Food

Curry chicken & rice

Favorite Drink

Sparkling grape juice

Favorite Singer/Group

Jamie Foxx

Favorite Non-Sportball Sport

Racquetball

Favorite Sports Team

St. Louis Cardinals &
Tennessee Titans

Favorite Class at MSU

Small group communication

Pregame Ritual(s)

Listen to music & play with the sea turtles in the pond next to the softball field

Biggest Pet Peeve

People smacking food

Hobbies

Traveling & singing in the car

Special Talent

Singing karaoke

Why I Chose MSU

I really liked the team and the campus.

Category

2007 Bests

At Bats	5, 2x, last at Georgia (4/21)
Hits	3 v. Samford (3/7)
Runs	2, 7x, last v. South Carolina (4/1)
Runs Batted In	2, 6x, last v. Southern Mississippi (4/24)
Doubles	1, 4x, last v. Ole Miss (3/28)
Triples	1, 6x, last v. Ole Miss (4/7)
Home Runs	None
Walks	2 v. California (2/16)
Stolen Bases	2, 2x, last at Kentucky (3/13)

Career Bests

5, 2x, last at Georgia (4/21/07)
3, 6x, last v. Samford (3/7/07)
2, 13x, last v. South Carolina (4/1/07)
3 v. Alabama (4/29/06)
1, 9x, last v. Ole Miss (3/28/07)
1, 8x, last v. Ole Miss (4/7/07)
None
2 v. California (2/16/07)
2, 5x, last at Kentucky (3/13/07)

Boyce's Career Statistics

Year	AVG	GP-GS	AB	R	H	2B	3B	HR	RBI	TB	SLG%	BB	HBP	SO	OB%	SF	SH	SB-ATT
2004-FR	.169	43-23	59	10	10	0	1	0	2	12	.203	12	7	0	.372	0	4	7-9
2005-SO	.302	61-61	179	33	54	5	1	0	20	61	.341	7	3	50	.337	1	11	18-21
2006-JR	.308	61-61	182	38	56	5	6	0	26	73	.401	17	5	48	.377	3	6	20-22
TOTALS	.260	165-145	420	81	120	10	8	0	48	146	.315	36	15	98	.362	4	21	45-52



VETERAN PROFILES



#3 COURTNEY BURES

Shortstop • 5-5 • Senior • 3L • R/R • Haymarket, Va. • Stonewall Jackson HS

"Courtney is all-everything. She's one that we're going to count on to provide a strong bat in the line-up. She can also make the plays that no other shortstops in the country can make. She has matured into a great leader for us. I know she wants to finish her career here on a high note."

Mississippi State Head Coach Jay Miller

2005 Louisville Slugger/NFCA First Team All-American
Two-Time First Team All-SEC
2006 World University Games Gold Medalist
2005 SEC Freshman of the Year

AS A JUNIOR (2007)

Earned First Team all-SEC honors and was named to the SEC Academic Honor Roll ... Earned the team's Most Valuable Player and Gold Glove awards ... Also selected to the Bulldog Round Robin all-Tournament team ... Played in 61 games for the year, starting all of those at shortstop ... Established the school's third-best, single-season RBI total with a team-leading 56 for the season, a number that ranked fifth best in the conference and 36th nationally ... Finished second in the league with 26 RBI in SEC games ... Posted a team-high .514 slugging percentage while boasting a .452 on-base percentage which matched the team lead ... Concluded the year rated second on the team in batting average with a .354 mark ... Tied for the second-most home runs on the year with four ... Hit for a team-high 13 doubles while drawing 20 walks in 225 plate appearances ... Was hit by a pitch a team-leading 14 times during those plate

appearances, placing her nine shy of the top spot on the program's career list ... Finished second on the squad with 93 total bases, a number that moved her into fifth place on the school's individual career list with 349 ... Stole 13 of 14 bases on the season to jump into a tie for sixth with teammate Chelsea Bramlett on the career top 10 rating ... Recorded multiple hits in 16 games, while also driving in multiple batters in 14 contests ... Led the team with 193 assists and turned 13 double plays ... Started the season hitting 3-for-4 against Iowa State, good for a .750 average ... Accounted for a career-high five RBI against Purdue ... Arguably her best outing of the season came against Seton Hall when she accounted for a career-best four runs off three hits in five plate appearances ... Tied a career high with two stolen bases against UT-Chattanooga ... Accounted for five runs in nine at-bats against arch rival Ole Miss in the three game series ... Walked a career-high three times against Florida, only getting one official at-bat ... Drove in five runs off of four hits in just seven at-bats in a double-header match-up against SEC foe Kentucky.

AS A SOPHOMORE (2006)

A member of the 2006 USA World University squad that won the gold medal in Taiwan ... Second team NFCA all-South region ... Recipient of MSU's Top Hitter and Gold Glove awards ... Saw action in all 61 games, including 61 starts, all of which came at shortstop ... Posted a team-leading .346 batting average in 179 at-bats with 29 runs scored on 62 hits, including 20 extra-base hits, and 37 RBI ... Tallied a team-leading .547 slugging percentage and a .406 on-base percentage ... Also drew 15 walks, was hit by pitch five times and was 15-of-20 on stolen base attempts ... Had three sacrifice flies and two sacrifice hits ... Produced a team-best seven game-winning RBI and crossed the plate four times with the game's winning run ... Produced 14 multiple-hit games and a team-high nine multiple-RBI games ... Committed six errors in 246 total chances for a .976 fielding percentage ... Was 8-for-13 (.615) with three RBI and two runs at the season-opening USF Best Western Invitational ... Hit .308 (4-for-13) with two doubles, one triple, two RBI and four runs scored in four starts at the Bulldog Classic, where she earned All-Tournament honors ... Hit 5-for-9 (.556) with a home run, two triples, three runs and eight RBI at the Bulldog Round-Robin to garner all-tournament laurels ... Went 4-for-6 (.667) with three runs scored, one double and one RBI in two starts against Southern Miss, including a 3-for-3, three run performance at USM ... Tallied her second career four-hit game in game one against Middle Tennessee ... Was 5-for-9 (.556) in a three-game series versus South



GETTING TO KNOW COURTNEY

Favorite Book
Magic of Thinking Big

Favorite TV Show
Yes, Dear

Favorite Food
Nachos

Favorite Drink
Coca-Cola

Favorite Singer/Group
Saving Jane

Favorite Song
Imperfection

Favorite Sports Team
Washington Redskins

Favorite Roadtrip Item
Nachos

Hobbies
Daydreaming

Wish I Were Better At
Skateboarding

My Special Talent
Guitar Hero

Biggest Pet Peeve
People who are fake

Secret Ambition
To be a Spice Girl

Biggest Influence
My Parents

Best Moment of My Career
Every time I step off the field and my uniform is filthy.



Carolina ... Produced a .500 (4-for-8) series against Florida.


AS A FRESHMAN (2005)

First team all-America at shortstop ... First team NFCA all-South region ... First team all-SEC selection ... SEC Freshman of the Year ... Freshman all-SEC ... Recipient of MSU's Most Valuable Player, Top Hitter and Rookie of the Year awards ... Started in all 66 games, 57 of which at shortstop ... Posted a .388 batting average in 209 at-bats with 49 runs scored on 81 hits, including 38 extra-base hits, and 54 RBI ... Numbers included a MSU freshman record 18 home runs ... Tallied a school record .756 slugging percentage and a .426 on-base percentage ... Also drew 12 walks, was hit by pitch 5 teams and was 18-for-24 on stolen base attempts ... Shared team-best honors with four sacrifice flies ... Produced a team-best seven game-winning RBI and crossed the plate a team best eight times with the game's winning run ... Produced 27 multiple-hit games and 16 multiple-RBI games ... Committed 19 errors in 231 total chances for a .918 fielding percentage ... Hit .500 (20-for-40) as the leadoff batter in an inning, hit 30-for-60 (.500) with two outs showing and produced 17 two-out RBI ... Hit 11-for-22 (.500) with four home runs, seven RBI and six runs scored in six starts at the Bulldog Round-Robin, making her collegiate debut by earning all-tournament honors as well as SEC Player of the Week laurels ... Added her fifth home run of the season against McNeese State at the Ragin' Cajuns Invitational to highlight a 2-for-4 hitting line with a pair of RBI and two runs scored ... Produced a .500 (9-for-18) average in six starts at the Palm Springs Classic, including a 2-for-3 performance with two RBI and a run scored against Cal State-Fullerton, a 4-for-4 plate performance with four RBI and three runs scored against Utah and a 3-for-4 hitting line with an RBI and three runs scored against No. 18 Oregon State ... Hit 7-for-18 (.389) with five RBI and

four runs scored in six starts at the Buzz Classic ... Hit 4-for-8 (.500) with two home runs, six RBI and four runs scored in two starts against UAB ... Produced a .375 (3-for-8) series against 13th-ranked Georgia ... Tallied a 3-for-7 (.429) hitting line in MSU's series with No. 6 Tennessee ... Hit 5-for-8 (.625) with three triples in State's series with Kentucky, then followed it up with a 5-for-11 (.455) series with six runs scored against 25th-ranked LSU ... Turned in .500 (4-for-8) series against No. 23 Auburn with a double, home run, four RBI and three runs scored ... Hit a perfect 5-for-5 in two starts against Southern Miss, belting out a 3-for-3, 4 RBI, two runs scored performance in the Starkville meeting and a 2-for-2 showing with a pair of walks in Hattiesburg ... Hit 4-for-9 (.444) against both Arkansas and No. 16 Florida, including driving in five runs against the Gators ... Produced a .600 (6-for-10) series at South Carolina with two home runs, a double, three RBI and a pair of runs scored.

HIGH SCHOOL/CLUB

Prepped at Stonewall Jackson High School for coach Jason Koch ... Played club softball for Virginia Shamrocks and coach Tommy Orndorff ... Helped lead Stonewall Jackson to a 27-2 record and the Virginia Group AAA state championship ... Hit .521 with a team-leading 49 hits, four home runs, 48 runs scored and 27 RBI ... Named Cedar Run District and Northwest Region Group AAA player of the year ... Also named Potomac News and Manassas Journal-Messenger Player of the Year, as well as Washington Post All-Met, All-District, All-Region and All-State selection ... In the pitcher's circle, was 11-1 with an 0.71 ERA and 65 strikeouts ... Pitched back-to-back shutouts against nationally-ranked Mills-Godwin and James Madison to clinch state title ... Winning pitcher in state title game and scored the game's only run after an infield single, two stolen bases and a wild pitch against one of the top pitchers in the state ... Member of the Virginia Sham-



rocks that won ASA Gold Nationals in 2005, marking the highest finish for a team from the East coast in the history of the tournament ... Was a member of the U18 Virginia Shamrocks squad that finished second at the 2003 ASA Gold Nationals ... Also collected another honor when she was one of 50 players to be invited to USA Junior World National Team tryouts later that summer ... Also named all-district in volleyball at Stonewall Jackson.

PERSONAL

Born Courtney McClain Bures on July 24, 1986, in Manassas, Va. ... Daughter of Mike and Dawn Bures ... Has a younger sister, Amanda ... Pursuing her degree in liberal arts at MSU.



Category

At Bats
Hits
Runs
Runs Batted In
Doubles
Triples
Home Runs
Walks
Stolen Bases

2007 Bests

5, 4x, last at Georgia (4/22/07)
3, 5x last v. LSU (4/14)
4 v. Seton Hall (2/23)
5 at Purdue (2/11)
2 v. LSU (4/14)
1, 2x, last at Kentucky (3/13)
1, 4x, last v. Arkansas (5/5)
3 at Florida (4/28)
2 v. UT-Chattanooga (3/3)

Career Bests

5, 7x, last at Georgia (4/22/07)
4, 4x, last v. Samford (3/1/06)
4 v. Seton Hall (2/23/07)
5 at Purdue (2/11/07)
2, 2x, last v. LSU (4/14/07)
2 last v. Long Beach State (3/11/06)
2 v. Mississippi Valley State (2/6/05)
3 at Florida (4/28/06)
2, 5x, last v. UT-Chattanooga (3/3/07)

Bures' Career Statistics

Year	AVG	GP-GS	AB	R	H	2B	3B	HR	RBI	TB	SLG%	BB	HBP	SO	OB%	SF	SH	SB-ATT
2005-FR	.388	66-66	209	49	81	16	5	17	54	158	.756	12	5	14	.426	4	2	18-24
2006-SO	.346	61-61	179	29	62	9	6	5	37	98	.547	15	5	11	.406	3	2	15-20
2007-JR	.354	61-61	181	43	64	13	2	4	56	93	.514	20	14	11	.452	2	8	13-14
TOTALS	.363	188-188	569	121	207	38	13	26	147	349	.606	47	24	36	.428	9	12	46-58



VETERAN PROFILES



#21 HAYLE GUESS

Outfield • 5-8 • Senior • 3L • R/R • Moss Point, Miss. • East Central HS

"Hayle is an outstanding athlete who is a great baserunner for us. She has gotten better each year offensively. I don't think there is a better defensive center fielder in the country. She makes tremendous plays for us. Hayle is very mature and offers great leadership for us this spring."

Mississippi State Head Coach Jay Miller

2007 NFCA All-America Scholar-Athlete
2007 Louisville Slugger/NFCA Second Team All-Region
2007 Second Team All-SEC
2004 SEC Freshman All-SEC

AS A REDSHIRT JUNIOR (2007)

Earned second team all-region honors from the National Fastpitch Coaches Association ... Also a second team all-SEC selection in the outfield and an Academic all-SEC selection ... Tabbed to ESPN's CoSIDA District VI Academic All-Region team ... Finished the season ranked among the school's top 10 in 13 career offensive categories ... Tied for the team lead with starts in all 62 of the squad's games ... Posted a .324 batting average in 185 at-bats with a team-leading six home runs ... Tallied a .497 slugging percentage and a .385 on-base percentage ... Had 18 multiple-hit games, three three-hit games, and eight multiple-RBI games, including seven, which tied for the school single-sea-

son record, in a 7-1 victory over Pacific (5/18) in the NCAA Tucson Regional ... Finished the year second on team with four triples, three of which came against Mississippi (4/7) for a school single-game record ... Posted nine total bases in the game against the Rebels, trying for the second most in a single game ... Drew 17 walks and was 25-for-29 on stolen base attempts, which ranked second on team and 10th most in a season ... Recorded eight sacrifice hits and three sacrifice flies ... Committed only one error in 59 total chances for a .984 fielding percentage ... Hit homers in back-to-back games against Seton Hall and Tennessee Tech (2/23-24) ... Accounted for three of State's runs in the win over Tennessee Tech, going 3-for-4 at the plate ... Scored a pair of runs in the Bulldogs' season-opening win over Iowa State (2/9) ... Went 2-for-3 with a pair of runs and an RBI in a victory over Purdue (2/11) ... Posted a 2-for-2 plate performance five days later in a win over No. 10 California (2/16) ... Drove in two runs and scored another as she went 2-for-4 in a series-clinching win over Kentucky ... Went 4-for-6 with two RBI and four runs scored in helping the Bulldogs to a series win over Auburn ... Sparked MSU to a road series victory over Georgia, hitting .500 with six RBI and four runs scored.

AS A REDSHIRT SOPHOMORE (2006)

Saw action in 61 games, starting all 61 in center field ... Posted a .322 batting average in 180 at-bats with a team-leading 21 runs scored on 58 hits, including 17 extra-base hits, and 14 RBI ... Tallied a .472 slugging percentage and a .396 on-base percentage ... Posted 14 multiple-hit games, five multiple-RBI games and 10 multiple-run outings ... Also drew 19 walks, was hit by a pitch three times and was 23-for-25 on stolen base attempts ... Led the team with 11 game-winning runs, and also had three game-winning RBI ... Recorded six sacrifice hits ... Committed five errors in 99 total chances in the field for a .949 fielding percentage ... Hit .381 (16-for-41) with runners in scoring position and was 21-for-62 (.339) with runners on base ... Also hit .310 (9-for-29) with runners on base and two outs ... Batted .563 (9-for-16) with two home runs, seven runs and five RBI during the USF Best Western Invitational, which included a 3-for-4, three RBI day against Jacksonville ... Earned all-tournament honors at the Bulldog Classic, hitting .571 (8-for-14) with four runs and two RBI, including a 3-for-3 day with two runs against East Tennessee State ... Hit .301 (4-for-13) with four runs and three stolen bases while earning all-tournament laurels at the Bulldog Round Robin ... Was 6-for-18 (.333) with three runs and two RBI at the Compass Bank Invitational, where she earned all-tournament honors ... Hit .364 (4-for-11) with two RBI in the series



GETTING TO KNOW HAYLE

Favorite Book

Redeeming Love

Favorite TV Show

Grey's Anatomy

Favorite Food

Pizza

Favorite Drink

Sweet tea

Favorite Singer/Group

The Fray

Favorite Sports Team

Atlanta Braves

Favorite Roadtrip Item

iPod

Hobbies

Shopping

Wish I Were Better At

Playing my guitar

My Special Talent

Can eat a large pizza and Cinnastix by myself

Biggest Pet Peeve

Slow drivers in the fast lane

Secret Ambition

I wish I could sing

Biggest Influence

My family

My Goal for the Season

Improve my average by 100 points and be an all-American.

at Arkansas ... Went 3-for-4 with a run and two RBI at Ole Miss ... Scored runs in six consecutive games from March 25 to April 1 ... Had a team season-long 12-game hitting streak to start the season.

AS A SOPHOMORE (2005)

Redshirted after undergoing surgery to repair torn meniscus in her left (non-throwing) shoulder on March 10 ... Hit 6-for-15 (.400) with a pair of RBI and five runs scored in four starts at the Bulldog Round-Robin, but missed each game of second day action with a shoulder injury ... Hit 2-for-4 with a triple and a run scored in State's 9-0 victory over Louisiana Tech, then turned in a 3-for-4 showing with a trio of runs scored against the Lady Techsters 48 hours later ... Saw last action of season in leadoff at-bat against McNeese State at the Ragin' Cajuns Invitational.

AS A FRESHMAN (2004)

Named MSU's Rookie of the Year and selected to the SEC Freshman All-SEC team after starting 64 games, with 36 coming at shortstop ... Posted a .228 batting average in 167 at-bats with 23 runs scored on 38 hits, including six extra-base hits and 14 RBI ... Tallied a .281 slugging percentage and a .276 on-base percentage ... Posted six multiple-hit games, three multiple-RBI games and three multiple-run outings ... Also drew nine walks, was hit by a pitch three times and was a perfect 14-for-14



on stolen base attempts ... Also recorded a pair of sacrifice flies and five sacrifice bunts ... Committed 19 errors in 182 total chances in the field for an .896 fielding percentage ... Started last 24 games in left field for Mississippi State after the Bulldogs shifted its defensive lineup prior to the series at Kentucky (3/27-28) ... Responded with productive hitting, turning in a .263 average with five RBI and 10 runs scored ... Drove in a pair of runs and scored twice on a 3-for-4 hitting line against Jackson State (2/8) ... Turned in a similar outing (3-for-4, R) in Mississippi State's loss at San Diego State (2/13) ... Hit first collegiate home run in series finale against No. 10 Alabama, a solo shot that capped off a six-run first inning for the Bulldogs ... Tallied a pair of stolen bases against Alabama A&M (2/22) ... Tripled on a 2-for-3 outing at Arkansas (4/17) ... Turned in a .625 (5-for-8) series against Ole Miss, including two RBI and one run scored ... Scored runs in four consecutive games, including two in a .500 (2-for-4) series against UAB ... Singled and drove in a run in State's extra-inning victory over Iowa in the opening round of the NCAA Region 5 Tournament in Lincoln, Neb.

Most Stolen Bases award as a senior ... Also named a top 10 athlete and a United States Marine Corps Distinguished Athlete in her final prep campaign ... A two-sport athlete at East Central, Hayle also lettered in slow pitch softball for three years.

PERSONAL

Born Hayle Lynn Guess on May 26, 1985, in Pascagoula, Miss. ... Daughter of Rodney and Teri Guess ... Has a younger brother, Todd ... Uncle Craig Nelson also attended MSU ... A physical education major at MSU.

HIGH SCHOOL/CLUB

A member of the Stratford Brakettes that won the 2005 ASA National Championship, earning second team all-America honors ... Prepped at East Central High School for coach Tracy Box ... A three-time all-district, all-area and all-state selection, Guess helped her East Central squad to three consecutive Class 4A state championships, collecting her team's Gold Glove, Highest Batting Average and

Category

At Bats
Hits
Runs
Runs Batted In
Doubles
Triples
Home Runs
Walks
Stolen Bases

2007 Bests

5, 2x, last at Southern Miss (4/24)
3, 3x, last vs. Ole Miss (4/7)
2, 11x, last at Georgia (4/22)
3 v. Seton Hall (2/23)
1, 4x, last vs. LSU (4/14)
3 v. Ole Miss (4/7)
1, 5x, last vs. Auburn (3/25)
2, 4x, last vs. UAB (4/17)
2, 2x, last at Georgia (4/22)

Career Bests

5, 3x, last at Southern Miss (4/24/07)
3, 10x, last vs. Ole Miss (4/7/07)
3, 3x, last vs. Samford (3/1/06)
3, 2x, v. Seton Hall (2/23/07)
1, 18x, last vs. LSU (4/14/06)
3 v. Ole Miss (4/7/07)
2 v. Jacksonville (2/10/06)
2, 7x, last vs. UAB (4/17/07)
3 v. Samford (3/1/06)

Guess' Career Statistics

Year	AVG	GP-GS	AB	R	H	2B	3B	HR	RBI	TB	SLG%	BB	HBP	SO	OB%	SF	SH	SB-ATT
2004-FR	.228	64-64	167	23	38	4	1	1	14	47	.281	9	3	38	.276	2	5	14-14
2005-SO	.400	5-5	15	5	6	0	1	1	2	11	.733	0	0	1	.400	0	1	1-1
2006-R-SO	.322	61-61	180	39	58	10	4	3	21	85	.472	19	3	30	.396	0	6	23-25
2007-R-JR	.324	62-62	185	44	60	6	4	6	35	92	.497	17	3	28	.385	3	8	25-29
TOTALS	.319	192-192	547	111	162	20	10	11	72	235	.496	45	9	97	.364	5	20	63-69



VETERAN PROFILES



#15 LINDSAY HUNLEY

Infield • 5-9 • Senior • 3L • R/R • Aurora, Ill. • West Aurora HS

"Lindsay provides a lot of versatility with her ability to play a number of different positions. When you need someone to handle the bat, Lindsay is probably the top player on our team in terms of executing and getting the job done when you need it. She provides maturity and senior leadership in the infield."

Mississippi State Head Coach Jay Miller

Two-Time NFCA All-America Scholar-Athlete Two-Time Academic All-SEC

AS A JUNIOR (2007)

Earned NFCA All-America Scholar-Athlete and Southeastern Conference Academic Honor Roll honors last season after tallying a 4.0 GPA in the classroom ... Played in 23 games, receiving 13 starts in the infield ... Posted a .167 batting average with seven runs and 11 RBI in 42 at-bats ... Had a .978 fielding percentage with two assists and just two errors ... Scored two runs, including a home run, in the game against Seton Hall while also boasting a career-high four RBI in that contest ... Followed that performance with another multiple-RBI game against North Carolina, hitting another home run while driving in two runs against the Tarheels.

AS A SOPHOMORE (2006)

Saw action in 42 games, including 34 starts, all of which came at first base ... Posted a .151 batting average in 86 at-bats with nine runs scored on 13 hits and one RBI ... Tallied a .151 slugging percentage and a .247 on-base percentage ... Committed just three errors in 218 total chances for a .986 fielding percentage ... Produced one game-winning RBI and crossed the plate with the winning run on two occasions ... Turned in two multiple-hit games ... Went 1-for-3 with a run against Bowling Green at the Compass Bank Invitational ... Produced a 2-for-3 outing with two runs in the nightcap of a doubleheader against Mississippi Valley State ... Went 1-for-2 with a run against Middle Tennessee State. Hit .429 (3-for-7) in a doubleheader against No. 4 Alabama.

AS A FRESHMAN (2005)

Saw action in 64 games, including 64 starts, 61 of which came at first base ... Posted a .181 batting average in 177 at-bats with 27 runs scored on 32 hits, including five extra-base hits, and 12 RBI ... Tallied a .232 slugging percentage and a .260 on-base percentage ... Also drew 18 walks, was hit by pitch once and was a perfect 2-for-2 on stolen base attempts ... Added a team-best 13 sacrifice hits as well ... Committed just two errors in 462 total chance for a school record .996 fielding percentage ... Produced one game-winning RBI and crossed the plate with the winning run on three occasions ... Turned in nine multiple-hit games and a pair of multiple-RBI performances ... Showed signs of clutch hitting after tallying a .500 (5-for-10) average with runners on third

and less than two outs ... Hit .500 (8-for-16) with three walks, three RBI and eight runs in five starts at the Bulldog Round-Robin en route to all-tournament team honors ... Included in that run was a perfect 3-for-3 outing with an RBI double and two runs scored in the Bulldogs' win over N.C. State ... Hit .333 (2-for-6) with a RBI double and a run scored in two starts at the Buzz Classic ... Went 2-for-6 (.333) with a run scored in two starts against Southern Miss, including a 2-for-4 hitting line in Hattiesburg ... Turned in a .375 (3-for-8) series against Arkansas, including a 2-for-3 hitting line with a double and two RBI in the series opener ... Hit 2-for-4, including a clutch solo homer, in the series finale victory at South Carolina, then went 2-for-3 against the Gamecocks at the SEC Tournament.

HIGH SCHOOL/CLUB

Prepped at West Aurora High School for coach Donna Proctor ... Played club softball for the Aurora Raiders and coach Gary Hunley ... Played and started every game as a prep senior and co-captained West Aurora to a 21-14 record and the region championship as a prep senior ... Hit .404 with eight doubles, four triples, four home runs and 19 RBI and was 9-for-10 on stolen base attempts ... An all-conference team member, was also named to The Beacon News all-area team ... Also collected team MVP accolades ... As a high school junior, helped lead the Black-hawks to an 18-16 record and a championship at the St. Charles Tournament ... Hit .327 with six doubles, 10 walks and 21 RBI, while also finishing a perfect 6-for-6 on stolen base attempts ... Named to the DVC all-conference team as well as The Beacon News all-area team ... Played and started every game for the Aurora Raiders and helped lead the squad to a fifth-place finish at the USSA World Series, as well as runner-up honors at both the Rockford and Orlando Park qualifiers ... Also lettered in basketball and golf at West Aurora where she currently holds the school record for lowest round (75).

PERSONAL

Born Lindsay Marie Hunley on January 15, 1986, in Aurora, Ill. ... Daughter of Gary and Connie Hunley ... Has a younger sister, Kim ... A general business administration major with minors in math-



GETTING TO KNOW LINDSAY

Favorite Book The Guardian	Best Description of You Laid-back & diligent
Favorite TV Show Law & Order: SVU	Biggest Pet Peeve Hypocritical people
Favorite Food Tacos	Secret Ambition Learn to play guitar
Favorite Drink Orange Gatorade	Special Talent Sarcasm
Favorite Singer/Group Justin Timberlake	Hobbies Softball and reading
Favorite Song In the Air Tonight	Best Moment of My Career Putting on my uniform for the first time.
Favorite Sports Team Chicago White Sox	Why I Chose MSU To play college softball for Coach Miller
Favorite Roadtrip Item iPod & book	

Category

2007 Bests

At Bats	4 v. Purdue (2/9)
Hits	1, 7x, last v. Southern Mississippi (4/12)
Runs	2 v. Seton Hall (2/23)
Runs Batted In	4 v. Seton Hall (2/23)
Doubles	1 v. Samford (3/7)
Triples	None
Home Runs	1, 2x, last v. North Carolina (2/25)
Walks	2 v. Seton Hall (2/23)
Stolen Bases	None

Career Bests

4, 13x, last v. Purdue (2/9/07)
3 v. North Carolina State (2/5/05)
2, 6x, last v. Mississippi Valley State (2/21/06)
2 v. Seton Hall (2/23/07)
1, 4x, last v. Samford (3/7/07)
None
1, 4x, last v. North Carolina (2/25/07)
3 at UAB (3/8/05)
1, 3x, last v. Tennessee State (2/19/06)

Hunley's Career Statistics

Year	AVG	GP-GS	AB	R	H	2B	3B	HR	RBI	TB	SLG%	BB	HBP	SO	OB%	SF	SH	SB-ATT
2005-FR	.184	64-64	177	27	32	3	0	2	12	41	.232	18	1	49	.260	0	13	2-2
2006-SO	.151	42-34	86	9	13	0	0	0	1	13	.151	11	0	17	.247	0	3	1-2
2007-JR	.167	23-13	42	4	7	1	0	2	11	14	.333	3	0	11	.217	1	2	0-0
TOTALS	.167	129-111	305	40	52	4	0	4	24	68	.239	32	1	77	.241	1	18	3-4



#34 SAMMIE JO BAILEY

First Base • 5-8 • Junior • 2L • R/R • Lithonia, Ga. • Mt. Vernon Christian HS

"Sammie Jo is an outstanding student-athlete. When you see the description of student-athlete in the dictionary, you'll see her picture there. She's a great athlete who can hit for power and average. She does a great job at first base, and she's a 4.0 student. She's a great leader on and off the field."

Mississippi State Head Coach Jay Miller

**Two-Time NFCA All-America Scholar-Athlete
2007 Academic All-SEC
Mississippi State Exemplary Service Award Winner**

AS A SOPHOMORE (2007)

Earned Southeastern Conference Player of the Week honors on April 24 ... Named to the SEC Academic all-SEC team and an NFCA All-America Scholar-Athlete after posting a 4.0 GPA last season ... Earned MSU's Exemplary Service Award for the top business information systems student and selected to the Phi Kappa Phi honor society ... Saw action in 56 games, drawing 53 starts between first and third base ... Boasted a .297 batting average with 49 hits ... Scored 16 runs in 165 at-bats ... Accounted for 22 RBI, six doubles and three home runs with a .388 slugging percentage ... Posted a .988 fielding percentage, leading the team with 477 putouts and 21 double plays turned ... Accounted for multiple hits in 13 games while recording two or more RBI in four contests ... Boasted a career-high three hits in four games ... Went 2-for-2 with one home run in the final game of a three-game series with Arkansas ... Had seven hits and four RBI in 10 at-bats in a series win over Georgia ... Went 3-for-4 with a run scored against Nebraska ... Tied her career best for doubles in a game with a pair in the season-ending game versus Pacific.

AS A FRESHMAN (2006)

Saw action in 57 games and started 54, 27 of which came at first base ... Recipient of MSU's Rookie of the Year award ... Posted a .234 batting average in 154 at-bats with 23 runs scored on 36 hits ... Led the team with eight home runs and also knocked in 28 RBI ... Tallied a .442 slugging percentage and a .300 on-base percentage ... Recorded eight multiple-hit games, and eight multiple-RBI contests ... Also drew 13 walks and was hit by a pitch twice ... Had five game-winning RBI and three game-winning runs ... Committed eight errors in 248 total chances for a fielding percentage of .968 ... Hit .333 (7-for-21) as the leadoff batter in an inning ... Hit 4-for-9 (.444) with a home run, two walks, three runs and three RBI while earning all-tournament honors at the Bulldog Classic ... Included a 2-for-3 day against Tennessee State where she hit her first collegiate home run ... Hit 2-for-5 with a run and three RBI at Long Beach State ... Batted

.500 (3-for-6) with three RBI in a doubleheader sweep of Mississippi Valley State ... Went 3-for-6 with two runs and two RBI in State's doubleheader sweep of Middle Tennessee State ... Went 2-for-3 with a run and a career high four RBI at Southern Miss ... Went 3-for-8 with two home runs, four runs and three RBI in MState's three-game sweep at Kentucky.

HIGH SCHOOL/CLUB

Prepped at Mt. Vernon Christian High School for coach Jody Bailey ... Played club softball for Bailey's Georgia Titans ... Played and started all 14 games as a prep senior and helped lead Mt. Vernon to a perfect record and the Class 2A GCAA state championship ... Hit .750 (27-for-36) with 21 extra-base hits (14 HR), 16 walks and 44 RBI ... Also turned in a 24-for-24 clip on stolen base attempts ... Earned her second consecutive team and state tournament MVP accolades ... Started all 15 games and hit .814 (35-for-43) with 25 RBI as a prep junior and helped carry her Mt. Vernon squad to a 13-2 overall record and the Class 2A GCAA state championship ... Was also a perfect 13-for-13 on stolen base attempts ... Also lettered in volleyball and basketball at Mt. Vernon, earning team MVP awards in both sports en route to being named Henry County Female Athlete of the Year ... Helped lead Georgia Titans to a combined 65-7 record over the summer after hitting .347 (52-for-150) with 16 extra-base hits (1 HR), 20 walks and 27 RBI ... Also added six stolen bases ... Valedictorian of her graduating class of 14 at Mt. Vernon, having maintained a 4.0 GPA ... Named Student of the Year as a senior and was a member of her high school honor roll, as well as its National Honor Society.

PERSONAL

Born Samantha Jo Bailey on Dec. 12, 1986, in Lithonia, Ga. ... Daughter of Denise and Jody Bailey ... Has a younger brother, Jay, and a younger sister, Jessie, who is a sophomore third baseman/pitcher for the Bulldogs ... A business information systems major at MSU.



GETTING TO KNOW SAMMIE JO

Favorite Book Debbie Macomber books	Pregame Ritual(s) Putting my uniform on
Favorite TV Show Friends & Grey's Anatomy	Three Words Best Describe You Loud, out-going, dedicated
Favorite Food Chicken casserole	Biggest Pet Peeve Having loose hair on me
Favorite Drink Sweet tea	Autobiography Title The Fabulous Life of Sammie Jo Bailey
Favorite Singer/Group Miranda Lambert	Hobbies Reading and hanging with friends
Favorite Song Our Song by Taylor Swift	Best Moment of My Career Being named SEC Player of the Week after playing Georgia.
Favorite Sports Team Atlanta Braves	
Favorite Roadtrip Item iPod	

Category

2007 Bests

At Bats	4, 12x, last v. Arkansas (5/4)
Hits	3, 3x, last at Georgia (4/21)
Runs	3 at Georgia (4/21)
Runs Batted In	3 at Georgia (4/21)
Doubles	2, v. Pacific (5/19)
Triples	None
Home Runs	1, 3x, last v. Arkansas (5/5)
Walks	2, 2x, last at Georgia (4/21)
Stolen Bases	1, 2x, last v. Austin Peay (3/4)

Career Bests

5 at Long Beach State (3/11/06)
3, 3x, last at Georgia (4/21)
3 at Georgia (4/21)
4 at Southern Miss (3/30/06)
2, 2x, last v. Pacific (5/19/07)
1 v. Syracuse (3/10/06)
1, 11x, last v. Arkansas (5/5/07)
2, 3x, last at Georgia (4/21/07)
1, 4x, last v. Austin Peay (3/4/07)

Bailey's Career Statistics

Year	AVG	GP-GS	AB	R	H	2B	3B	HR	RBI	TB	SLG%	BB	HBP	SO	OB%	SF	SH	SB-ATT
2006-FR	.234	57-54	154	23	36	6	1	8	28	68	.442	13	2	31	.300	1	3	2-2
2007-SO	.297	56-53	165	16	49	6	0	3	22	64	.388	10	3	32	.346	1	0	2-2
TOTALS	.266	113-107	319	39	85	12	1	11	50	132	.415	23	5	63	.323	2	3	4-4



VETERAN PROFILES



#44 GINA MCCLOUD

Third Base • 5-4 • Junior • 2L • R/R • Monticello, Miss. • Lawrence Co. HS

"Gina swings a good bat and has the ability to make things happen offensively. She drives the ball gap-to-gap really well. When she's been healthy, she has been very good defensively at third base. If we can keep her healthy, she will give us a good stick in the lineup."

Mississippi State Head Coach Jay Miller

Two-Time NFCA All-America Scholar-Athlete Two-Time Academic All-SEC

AS A REDSHIRT SOPHOMORE (2007)

Earned Southeastern Conference Academic Honor Roll and NFCA All-America Scholar-Athlete honors for her work in the classroom ... Saw action in 15 games, starting six of them ... Posted a .217 batting average in 23 at-bats ... Had a .217 slugging percentage and a .280 on-base percentage ... Tallied five runs scored and one run batted in ... Drew two walks ... Posted an .800 fielding percentage.

AS A REDSHIRT FRESHMAN (2006)

Saw action in 28 games, having started 20 games, 14 of which came at third base ... Posted a .225 batting average in 40 at-bats with two runs scored on nine hits ... Knocked in two RBI ... Tallied a .225 slugging percentage and a .340 on-base percentage ... Recorded one multiple-hit game ... Also drew seven walks ... Committed three errors in 58 total chances for a fielding percentage of .948 ... Went 2-for-4 with a run and an RBI at Long Beach State.

AS A FRESHMAN (2005)

Redshirted after undergoing surgery to repair a torn meniscus in her left knee on March 21 ... Captured her first career hit on pinch-hit appearance in State's win over Mississippi Valley State on February 6 ... Turned in a pair of walks and an RBI on a 1-for-1 plate tally against St. Francis (PA) on March 4.

HIGH SCHOOL/CLUB

Prepped at Lawrence County High School for coach Beronica Stringfellow ... Played club softball for the Mississippi Blast and coach Dale Chisolm ... Played and started every game as a prep senior and helped lead Lawrence County to a 29-7 record, its fourth consecutive district championship and a runner-up finish at the South State tournament ... Hit .384 with six doubles, four triples, three home runs and 31 RBI en route to earning all-district and all-state

accolades ... Also earned all-area honors from The Daily Leader and was a Clarion-Ledger Top Performer ... Also decorated with MAC all-star honors ... As a prep junior, helped lead Lawrence County to a 13-8 record and its third consecutive district championship ... Hit .350 with 14 RBI and earned all-district laurels, as well as her team's MVP award ... Also earned all-area honors from The Daily Leader ... Currently holds the Lawrence County High School record for fewest strikeouts in a single season (2) ... Played and started every game for the Mississippi Blast and helped lead club organization to championships at the 2003 ASA (B) East National tournament, as well as the 2002 ASA state tournament ... Also a member of the Lawrence County High School Hall Of Fame.

PERSONAL

Born Gina Leeann McCloud on Jan. 18, 1986, in Jackson, Miss. ... Daughter of Scotty and Denise McCloud ... Has a younger brother, Greg ... A physical education major at MSU.



GETTING TO KNOW GINA

Favorite Book The Rescue	Three Words Best Describe You Silly, splendid, country
Favorite TV Show Yes, Dear	Biggest Pet Peeve Bad driving
Favorite Food Porkchops	I Wish I Were Better At Running
Favorite Drink Dr. Pepper	Hobbies Reading and drawing
Favorite Singer/Group George Strait, Brad Paisley	Secret Ambition To be a movie critic
Favorite Song Better Together	Biggest Career Influence My family
Favorite Sports Team Los Angeles Dodgers	Best Moment of My Career My first putout
Favorite Roadtrip Item Book, iPod	Why I Chose MSU It's my childhood dream

Category

2007 Bests

At Bats	3, 2x, last v. Purdue (2/11)
Hits	1, 4x, last v. Seton Hall (2/23)
Runs	None
Runs Batted In	1 at Southern Miss (4/24)
Doubles	None
Triples	None
Home Runs	None
Walks	1, 2x, last v. North Carolina (2/25)
Stolen Bases	None

Career Bests

4, 2x, last at Long Beach State (3/11/06)
2 at Long Beach State (3/11/06)
1, 2x, last at Long Beach State (3/11/06)
1, 3x, last at Southern Miss (4/24/06)
1 v. Mississippi Valley State (2/6/05)
None
None
2, 2x, last v. Jacksonville (2/10/06)
1 v. SE Missouri State (2/24/06)

McCloud's Career Statistics

Year	AVG	GP-GS	AB	R	H	2B	3B	HR	RBI	TB	SLG%	BB	HBP	SO	OB%	SF	SH	SB-ATT
2005-FR	.273	9-5	11	0	3	1	0	0	2	4	.364	3	0	4	.429	0	3	0-0
2006-R-FR	.225	28-20	40	2	9	0	0	0	2	9	.225	7	0	15	.340	0	3	1-1
2007-R-SO	.217	15-6	23	0	5	0	0	0	1	5	.217	2	0	10	.280	0	0	0-0
TOTALS	.229	52-31	74	2	17	1	0	0	5	18	.269	12	0	29	.350	0	6	1-1



#9 KELSEY NURNBERG

Pitcher • 6-0 • Junior • 1L • R/R • Ankeny, Iowa • Daytona Beach CC

"Kelsey really threw well for us. She throws hard and has good movement on her pitches. She's a workhorse type of pitcher, and I look for her to really mature this season. It was a good learning experience for her last season, and we look for her to help carry us this season on the mound."

Mississippi State Head Coach Jay Miller

AS A SOPHOMORE (2007)

Saw action in 31 games from the circle, including a team second-most 18 starts after joining the team in January ... Turned in a 7-6 record and a 3.07 ERA in 107 innings pitched, second most on the squad a year ago ... Struck out 55 batters on the year while issuing 21 walks ... Held opponents to a .262 batting average ... Also recorded three combined shutouts and two saves ... Allowed one run on eight hits in 4-1 complete game win over Auburn on March 24 ... Recorded a season-best seven strikeouts in 3.2 innings against Arkansas on May 4 ... Posted her first save March 4 after allowing no runs on two hits in six innings in a 2-0 win against Austin Peay ... Also picked up a save against Indiana State after hurling the final two innings ... Struck out four in six innings of work

against LSU ... Struck out three in six innings of shutout pitching ... Hurlled three innings and struck out one and walked two in earning a victory over Seton Hall.

JUNIOR COLLEGE

Named a National Fastpitch Coaches Association NJCAA Division I Third Team All-American and first team all-region honoree ... Also claimed second team all-state and first team all-conference accolades for Sabrina Manhart at Daytona Beach Community College ... Claimed the Mid-Florida Conference Outstanding Pitcher Award and the coaches achievement award after topping the Florida junior college ranks with 33 victories and 272 strikeouts ... Ranked 10th in the state with a 1.02 ERA ... Named MVP of the 2006 Palm Springs (Fla.) Tournament.

HIGH SCHOOL/CLUB

Played high school softball at Ankeny High School ... Named second team all-state and Class 4A all-district in 2005 ... Earned I.G.C.A. Central All-District accolades in 2004, as well as CIML Second Team All-Conference and Class 4A Special Mention Pitcher following the 2004 season ... Played travel ball for the SummerTime Sluggers.

PERSONAL

Born Kelsey Liane Nurnberg on August 8, 1986 in Ankeny, Iowa ... Daughter of Jim and Julie Nurnberg ... Has two brothers, Ryan and Brad ... An educational psychology major at MSU.



GETTING TO KNOW KELSEY

Favorite Book	Face the Fire	Three Words Best Describe You	Blunt, out-going, optimistic
Favorite TV Show	Will & Grace	Biggest Pet Peeve	Not covering mouth when coughing
Favorite Food	Seafood	Biggest Fear	Spiral staircases
Favorite Drink	Pink Lemonade	Secret Ambition	Be a ballerina & play piano
Favorite Singer/Group	Journey	Autobiography Title	Taking Chances
Favorite Song	Don't Stop Believin'	Hobbies	Reading, writing, music
Favorite Roadtrip Item	iPod	Why I Came to MSU	The atmosphere & the people here
Favorite Non-Softball Sport	Basketball		

Category

Innings Pitched
Strikeouts
Hits (min. 5.0 IP)
Runs (min. 5.0 IP)
Earned Runs (min. 5.0 IP)
Walks

2007 Bests

7.0 v. Auburn (3/24)
7, v. v. Arkansas (5/4)
2, 2x, last v. UAB (3/20)
0, 2x, last v. UAB (3/20)
0, 2x, last v. UAB (3/20)
0, 15x, last v. Arizona (5/19)

Career Bests

7.0 v. Auburn (3/24/07)
7, v. v. Arkansas (5/4/07)
2, 2x, last v. UAB (3/20/07)
0, 2x, last v. UAB (3/20/07)
0, 2x, last v. UAB (3/20/07)
0, 15x, last v. Arizona (5/19/07)

Nurnberg's Career Statistics

Year	ERA	W-L	APP	GS	CG	SHO	SV	IP	H	R	ER	BB	SO	2B	3B	HR	AB	B/AVG	WP	HBP
2007-SO	3.07	7-6	31	18	1	0/3	2	107.0	117	73	47	21	55	19	3	10	446	.262	10	3
TOTALS	3.07	7-6	31	18	1	0/3	2	107.0	117	73	47	21	55	19	3	10	446	.262	10	3



VETERAN PROFILES



#6 JESSIE BAILEY

Third/Pitcher • 5-7 • Sophomore • 1L • R/R • Lithonia, Ga. • Mt. Vernon Christian HS

"Jessie is outstanding at third base. As a freshman she played in almost every game, so she knows what it takes to compete in the SEC. She will give us a good offensive punch in addition to being a great defensive player."

Mississippi State Head Coach Jay Miller

2007 NFCA All-America Scholar-Athlete 2007 Freshman All-SEC Team 2007 Freshman Academic All-SEC

AS A FRESHMAN (2007)

Named to the Southeastern Conference all-Freshman team and the SEC Freshman Academic All-SEC team ... Earned All-America Scholar-Athlete honors from the National Fastpitch Coaches Association ... Saw action in 61 games, starting 60 at third base with three pitching appearances ... Posted a .251 batting average in 171 at-bats with 19 runs scored on 43 hits, including seven extra-base hits (two HR), and 29 RBI ... Tallied a .322 slugging percentage and a .312 on-base percentage ... Also drew 13 walks ...



Posted 10 multiple-hit games and seven multiple-RBI games ... Committed 11 errors in 216 chances for a .949 fielding percentage ... Recorded her first multiple-hit and multiple-RBI game in the first game of her career, going 2-for-4 with two RBI in a 9-3 win over Iowa State ... Collected a season-best three hits against Nebraska at the NFCA Leadoff Classic... Had a grand slam as she went 2-for-4 with four RBI to help MSU to a 5-2 victory over Georgia on April 21... Also saw action in three games from the circle ... Tallied a 3.82 ERA in 3.2 innings pitched with one strikeout and two walks ... Collected one combined shutout in a 23-0 win over Seton Hall on February 23.

HIGH SCHOOL/CLUB

Prepped at Mt. Vernon Christian School for coach C.E. Rhoades ... Played club softball for Georgia Titans and coach Jody Bailey ... Played and started every game as a prep junior and helped Mt. Vernon to a perfect 14-0 record and the state championship ... Hit .636 (28-for-51) with 14 extra-base hits (5 HR) and 28 RBI ... Also stole 12 of 15 bases ... Did not allow a run in 60 innings of work from the pitching circle, striking out 166 and allowing just three hits and 12 walks ... Also recorded 11 shutouts, including five no-hitters and a pair of perfect games ... Led her Georgia Titans travel ball team to a 65-7 record, six tournament titles and a second place finish at the Colorado Fireworks tournament ... Hit .285 at the plate while recording a 10-2 record with a 0.29 ERA from the pitching circle ... Helped lead her basketball team to the state tournament and her volleyball team to the state championship ... Scored a 1550 on the SAT and was as a member of the National Honor Society ... A state finalist for the Wendy's High School Heisman award ... Named to Who's Who of American High School Students ... Ranked first in her senior class at Mt. Vernon.

PERSONAL

Born Jessica Denise Bailey on April 22, 1988 ... Daughter of Denise and Jody Bailey ... Has an older sister, Sammie Jo, who is junior infielder for the Bulldogs, and a younger brother, Jay ... Majoring in general business administration at MSU.



GETTING TO KNOW JESSIE

Favorite Book

Bible

Favorite TV Show

Friends

Favorite Food

Homemade Tacos

Favorite Drink

Lemonade

Favorite Singer/Group

Sugarland

Favorite Song

Settlin'

Favorite Sports Team

Atlanta Braves

Favorite Roadtrip Item

Pillow

Wish I Were Better At

Singing and drawing

Pregame Ritual(s)

Getting my hair braided

Biggest Pet Peeve

Being late

Secret Ambition

Be a world-class gymnast

Superstition(s)

Never step on the white lines

Biggest Influence

My dad

Best Moment of My Career

Hitting a grand slam in the top of the eighth inning to beat Georgia.

Category

At Bats
Hits
Runs
Runs Batted In
Doubles
Triples
Home Runs
Walks
Stolen Bases

2007 Bests

5, 2x, last v. LSU (4/14)
3 v. Nebraska (2/24)
2, 2x, last v. Seton Hall (2/23)
4 at Georgia (4/21)
1, 4x, last v. Arkansas (5/5)
1 v. Iowa State (2/9)
1, 2x, last at Georgia (4/21)
3, v. Pacific (5/18)
1, 2x, last v. South Carolina (3/31)

Career Bests

5, 2x, last v. LSU (4/14/07)
3 v. Nebraska (2/24/07)
2, 2x, last v. Seton Hall (2/23/07)
4 at Georgia (4/21/07)
1, 4x, last v. Arkansas (5/5/07)
1 v. Iowa State (2/9)
1, 2x, last at Georgia (4/21/07)
3, v. Pacific (5/18)
1, 2x, last v. South Carolina (3/31/07)

Bailey's Career Statistics

Year	AVG	GP-GS	AB	R	H	2B	3B	HR	RBI	TB	SLG%	BB	HBP	SO	OB%	SF	SH	SB-ATT
2007-FR	.251	61-60	171	19	43	4	1	2	29	55	.322	13	2	41	.312	0	3	2-2
TOTALS	.251	61-60	171	19	43	4	1	2	29	55	.322	13	2	41	.312	0	3	2-2



#18 CHELSEA BRAMLETT

Catcher/Infield • 5-8 • Sophomore • 1L • S/R • Cordova, Tenn. • First Christian HS

"Chelsea had a lot of honors and awards that were well-deserved last season. We are looking for her to be our regular catcher this year. That is an adjustment for her, but one we feel she can handle well. She is an offensive threat, and I have never had a player that can run like her. She can hit for power or beat out a bunt."

Mississippi State Head Coach Jay Miller

2007 Louisville Slugger/NFCA First Team All-American
2007 NFCA All-America Scholar-Athlete
2007 SEC Freshman of the Year
2007 Freshman All-SEC Team
2007 Freshman Academic All-SEC

AS A FRESHMAN (2007)

Named a National Fastpitch Coaches Association First Team All-American as a utility player ... Earned second team all-SEC and all-Freshman honors ... Also named SEC Freshman of the Year, twice the SEC Freshman of the Week (4/03, 4/10), and was on the Freshman Academic All-SEC Team ... Selected to the NFCA First Team All-South Region ... Earned NFCA All-America Scholar-Athlete following her rookie season ... Recipient of MSU's Rookie of the Year award, and was named to the Bulldog Round Robin all-Tournament team ... Started all 62 of the team's games, all starts, with 42 coming at second base ... Posted a team leading .386 batting average in 215 at-bats to earn the team's 2007 Top Hitter Award ... Tallied a team high 83 hits, 56 runs, and 95 total bases ... Stole a school record 46 bases in 50 attempts, including 38 straight ... Broke another school record with four stolen bases in a game on April 1 against South Carolina ... Hit one home run while producing a .442 slugging percentage and a .427 on-base percentage ... Also drew 13 walks and was hit by a pitch three times ... Had one sacrifice fly and nine sacrifice hits ... Committed 20 errors in 277 chances for a .928 fielding percentage ... Produced 24 multiple-hit games, including three four-hit games ... Was 9-for-20 (.450) with nine runs scored at the season-opening Bulldog Round Robin, where she earned All-Tournament honors ... Went 6-for-11 (.545) with six runs scored in four games against in-state rival Ole Miss.

HIGH SCHOOL/CLUB

Prepped at First Assembly Christian School for coach Philip Spain ... Played club softball for the Memphis Fusion

and coach Rose "Coach K" Kalisak ... Played and started every game as a prep junior and helped lead FACS to a 34-8 record and a spot in the state tournament ... Hit .735 (86-for-117) with 26 extra-base hits (10 HR) and 41 RBI ... In addition, proved successful on 96 percent of her stolen base attempts (98-of-102) ... Also tallied a 19-2 record as the Lady Crusaders ace pitcher ... A "Best of Preps" selection by The Commercial Appeal ... Helped lead her Memphis Fusion club team to a 13th-place finish at the Colorado Sparklers tournament ... Hit .504 (67-for-133) in 50 games with 12 extra-base hits (2 HR) and 16 RBI ... Also tallied 17 walks and proved successful on 29-of-35 stolen base attempts (83 percent) ... A three-sport athlete, also lettered in basketball and volleyball at FACS and was named to The Commercial Appeal's "All-Metro" squad in both sports.

PERSONAL

Born Chelsea Leigh Bramlett on Sept. 22, 1987 ... Daughter of Judi and Mike Bramlett ... Has a younger brother, Micah ... A physical education major at MSU.



GETTING TO KNOW CHELSEA

Favorite Book	Hobbies
Bible	Hunting and riding four-wheelers
Favorite TV Show	Wish I Were Better At
Everybody Loves Raymond	Listening
Favorite Food	Pregame Ritual(s)
Hot fudge cake sundae	Hitting front toss
Favorite Drink	Biggest Pet Peeve
Dr. Pepper	Singing above the radio
Favorite Singer/Group	Secret Ambition
Jason Aldean	Play professional softball
Favorite Song	Superstition(s)
Livin' Our Love Song	Putting dirt on my fingers
Favorite Sports Team	Best Moment of My Career
Atlanta Braves	Putting on my State jersey for the first time.
Favorite Roadtrip Item	
iPod	

Category

2007 Bests

At Bats	5, 8x, last at Southern Miss (4/24)
Hits	4, 3x, last v. South Carolina (4/1)
Runs	3, 4x, last at Southern Miss (4/24)
Runs Batted In	2, 4x, last v. Ole Miss (3/28)
Doubles	1, 9x, last at Georgia (4/22)
Triples	None
Home Runs	1 at Tennessee (3/18)
Walks	2 v. Seton Hall (2/23)
Stolen Bases	4 v. South Carolina (4/1)

Career Bests

5, 8x, last at Southern Miss (4/24/07)
4, 3x, last v. South Carolina (4/1/07)
3, 4x, last at Southern Miss (4/24/07)
2, 4x, last v. Ole Miss (3/28/07)
1, 9x, last at Georgia (4/22/07)
None
1 at Tennessee (3/18/07)
2 v. Seton Hall (2/23/07)
4 v. South Carolina (4/1/07)

Bramlett's Career Statistics

Year	AVG	GP-GS	AB	R	H	2B	3B	HR	RBI	TB	SLG%	BB	HBP	SO	OB%	SF	SH	SB-ATT
2007-FR	.385	59-59	205	53	79	9	0	1	18	91	.444	11	3	29	.423	1	9	46-49
TOTALS	.385	59-59	205	53	79	9	0	1	18	91	.444	11	3	29	.423	1	9	46-49



VETERAN PROFILES



#16 LAURIE SIEBERT

Infield • 5-2 • Sophomore • 1L • R/R • Sugar Grove, Ill. • Kaneland HS

"Laurie has played some second base, third and short. She had some tough luck by tearing her ACL in the fall. She has a lot of punch offensively and has the ability to produce that critical run when we need it."

Mississippi State Head Coach Jay Miller

Freshman Academic All-SEC

AS A FRESHMAN (2007)

Earned Southeastern Conference Academic Honor Roll honors for her work in the classroom ... Saw action in 13 games ... Had three hits and one RBI in 14 at-bats ... Boasted a .214 batting average ... Recorded one hit in three at-bats against Seton Hall ... Also had two assists in the MSU infield during the contest with the Pirates ... Went 1-for-1 twice on the year in games against Purdue and Austin Peay.



HIGH SCHOOL/CLUB

Prepped at Kaneland High School for coach Dennis Hansen ... Played club softball for Aurora Raiders and coach Gary Hunley ... Played and started every game as a prep junior and helped lead Kaneland to a 25-9 record and the region and division crown ... A two-time all-state selection ... Hit .449 (48-for-107) with 19 extra-base hits (4 HR), an area-leading 42 RBI and 24 runs scored ... Also turned in 15 walks and a pair of stolen bases ... Tallied a .528 on-base percentage and a .757 slugging percentage ... Has also posted two consecutive runner-up finishes at the Illinois state hitting derby ... Helped lead her Aurora Raiders U-18 squad to a 51-11 clip and a fifth place finish at the USSSA National Tournament in Shawnee, Kan. ... Hit .385 (63-for-164) with 19 extra-base hits (4 HR), 35 RBI and 28 runs scored ... A three-sport athlete at Kaneland having also lettered in basketball and volleyball ... Also played during the 2007 summer season with the Aurora Raiders 18U squad ... Team finished first in the Illinois USSSA state tournament with a 30-6 record.

PERSONAL

Born Laurie Michelle Siebert on Dec. 4, 1987 ... Daughter of Bonnie and Steve Siebert ... Has an older brother, Brad, and an older sister, Stacey ... Majoring in business information systems.



GETTING TO KNOW LAURIE

Favorite Book
Nicholas Sparks books

Favorite TV Show
King of Queens

Favorite Food
Cheese

Favorite Drink
Dr. Pepper

Favorite Singer/Group
T-Pain

Favorite Song
Feelings Show

Favorite Sports Team
Chicago Cubs & Bears

Favorite Roadtrip Item
iPod

Favorite Class at MSU
U.S. History

Hobbies
Watching television
Wish I Were Better At
Playing an instrument

Biggest Pet Peeve
Chewing on pens

Secret Ambition
To be a chef

Special Talent
Flipping a bat behind my back and catching it

Why I Chose MSU
Wanted to play at the best level possible

Category

At Bats
Hits
Runs
Runs Batted In
Doubles
Triples
Home Runs
Walks
Stolen Bases

2007 Bests

3 v. Seton Hall (2/23)
1, 3x, last v. Austin Peay (3/4)
None
1 v. Seton Hall (2/23)
None
None
None
None
None

Career Bests

3 v. Seton Hall (2/23/07)
1, 3x, last v. Austin Peay (3/4/07)
None
1 v. Seton Hall (2/23/07)
None
None
None
None
None

Siebert's Career Statistics

Year	AVG	GP-GS	AB	R	H	2B	3B	HR	RBI	TB	SLG%	BB	HBP	SO	OB%	SF	SH	SB-ATT
2007-FR	.214	13-0	14	0	3	0	0	0	1	3	.214	0	0	6	.214	0	1	0-0
TOTALS	.214	13-0	14	0	3	0	0	0	1	3	.214	0	0	6	.214	0	1	0-0



#1 ALI BAINBRIDGE

Infield/Outfield • 5-4 • Freshman • HS • R/R • Vestavia Hills, Ala. • Vestavia Hills HS

"I'm excited about her future as a Bulldog. She can play any of the infield spots and we're working her some in the outfield. She will be versatile for us this year. She has a good strong bat and speed that will give us some pop in our lineup.

She led the team in hitting during the fall, and no freshman has done that here. I'm expecting big things from her."

Mississippi State Head Coach Jay Miller

HIGH SCHOOL/CLUB

Prepped at John Carroll Catholic High School for Coach Frances Crapet and Vestavia Hills High School for Coach Jennifer Brown ... Started at second base and in the circle all four years of her prep career ... Earned Louisville Slugger/NFCA First Team All-South Region honors at second base after leading VHHS to a fifth-place finish at the Alabama 6A state championship tournament and a No. 24 final national ranking in the USA Today/NFCA Top 25 Poll ... Hit .477 with 18 doubles, four triples, four home runs, 52 RBI and 53 runs to earn Vestavia Hills' Most Valuable Offensive Player ... Finished the runner-up for Alabama's Gatorade Player of the Year as a senior ... Tabbed all-Area by the Over-the-Mountain Journal and all-Metro and all-State

second baseman by the Birmingham News for three seasons ... Notched a .427 average with 12 home runs and 57 RBI as she helped Vestavia Hills to a second straight Alabama 6A state runner-up finish ... Played club softball last season for the Bama Gold under coach Jerry Hughes ... Hit .410 with 16 RBI and 20 runs scored to help lead Bama Gold to second-place showings in the Futures Division of the Canada Cup and the ASA Gold national qualifier in Plant City, Fla. ... Batted .317 in 2006 to lead the Alabama Vipers under coach Larry Willis to first-place finishes at the ASA and NSA 18U Alabama tournaments ... Helped Eddie Lee's Elite Force win the USFA 18U Alabama State Championship a year after she played for Ami Rodgers' Pride squad that placed fifth at the USFA 16U World Series.



PERSONAL

Born Alexandria Jillian Bainbridge on January 12, 1989 in Birmingham, Ala. ... Daughter of John and Debbie Bainbridge ... Has a brother named Blake, and a sister named Kim... Enrolled in pre-major studies at MSU.

GETTING TO KNOW ALI

Favorite Book

Redeeming Love

Favorite TV Show

The Office

Favorite Food

Chicken sandwich

Favorite Drink

Sweet tea from Milo's

Favorite Singer/Group

Jared Anderson

Favorite Song

Fishin' in the Dark

Favorite Sports Team

Atlanta Braves

Favorite Roadtrip Item

iPod

Favorite Non-Softball Sport(s)

Football

Words That Best Describe You

Encouraging, hardworking

Biggest Pet Peeve

Smacking

Autobiography Title

Living the Dream

Hobbies

Reading and scrapbooking

Secret Ambition

Travel the world on mission trips

Superstition(s)

Bats cannot be crossed

My Biggest Influence

My dad

Best Moment of My Career

Coming back with two outs in the last inning to beat a high school rival in the state playoff.

Why I Chose MSU

The atmosphere at MSU is great and it's only two hours from my hometown.



NEWCOMERS



#8 JESSIE SPAIN

Infield/Outfield • 5-8 • Freshman • HS • R/R • Vestavia Hills, Ala. • Vestavia Hills HS

"A freshman who has been a jack of all trades for us. Jessie has a bright future with us. She can play any spot in the infield, and she could play some outfield for us. Jessie has really improved offensively throughout the fall, and she will be even better for us down the road."

Mississippi State Head Coach Jay Miller

HIGH SCHOOL/CLUB

Four-year honor roll member who played at the high school level for Jennifer Brown at Vestavia Hills High School ... Captained Vestavia Hills' 2007 squad that went 64-5 and finished fifth in the Alabama state tournament ... Hit .390 with 54 RBI and 62 runs scored for that squad, earning all-Metro and all-State honors for the second straight season ... Helped lead the Rebels to the Bob Jones Invitational and Hoover Classic championships ... Tallied a .382 average that included seven home runs, 68 RBI and 47 runs as VHHS captured area and regional titles en route to a runner-up state finish and 66-9 record in 2006 ... Claimed a spot on the Alabama High School All-Star team as a junior ... Named to the all-tournament team after leading VHHS to the Gulf Shores Beach Blast and Thompson Tournament championships ... Hit .313 with five home runs and 30 RBI as a sophomore, helping Vestavia Hills to a 53-17 record and a state runner-up finish ... Named to the all-Metro team and earned a spot on the all-state tournament team ... Named to the all-Over-the-Mountain Journal team and all-Area team her freshman year after hitting .250 with 23 runs and 17 RBI ... Helped

VHHS to a 27-25 record her freshman year that culminated with a run to a fourth-place state finish ... Played over the summer for the Bama Gold ... Helped the squad to a second-place finish at the Canada Cup ... Helped the Birmingham Vipers to the ASA 16U state title and a fifth-place finish at ASA 16U Nationals in Seattle, Wash. ... Competed for the Elite Force squad in 2005 that won the ASA 16U and NSA state championships ... Led the team to a runner-up finish at the 2003 USFA "A" World Series ... Finished fourth at the tournament as a member of Pride in 2004 ... Claimed the USFA World Series title in 2002 as a member of Xtreme Heat.

PERSONAL

Born Jessie Marie Spain on July, 25, 1989 in Birmingham, Ala. ... Daughter of Dale and Rita Spain ... Has an older brother, Nick, and a younger brother, Cole ... Enrolled in pre-major studies at MSU.



GETTING TO KNOW JESSIE

Favorite Book Redeeming Love	Biggest Pet Peeve Smacking
Favorite TV Show Grey's Anatomy	Autobiography Title You Think You Know Me, But You Have No Idea: This is the Life of Jessie Spain
Favorite Food Chicken taquitos	Hobbies Hunting, riding 4-wheelers
Favorite Drink Powerade slush	Secret Ambition To be a race car driver
Favorite Singer/Group Corey Smith	Pre-Game Ritual Take pictures
Favorite Song Tearin' Up My Heart	Special Talent Juggling
Favorite Sports Team Atlanta Braves	Superstition(s) Whatever I did before the last game we won
Favorite Roadtrip Item iPod, blanket	My Biggest Influence Eddie Lee, a former travel ball coach
Favorite Non-Softball Sport(s) Football	Why I Chose MSU Everyone really made me feel at home.
Words That Best Describe You Charismatic, entertaining, motivated	



#12 ELIZABETH WOOLVEN

Pitcher • 5-7 • Freshman • HS • L/L • Nettleton, Miss. • Mooreville HS

"Elizabeth gives us a different look on the mound being left-handed. She was limited by a stress fracture in the fall. I'm expecting for her to carry a good share of our starting pitching this spring. Going through an SEC season is a big adjustment, but she throws hard and hits her spots and I'm expecting big things from her."

Mississippi State Head Coach Jay Miller

HIGH SCHOOL/CLUB

Prepped at Mooreville High School for Coach Perry Wilburn, earning District Player of the Year four times and all-state accolades twice ... Compiled a 79-19 record with a 0.50 ERA and 1,057 strikeouts her freshman through senior seasons ... Posted a career .400 batting average, driving in 160 runs ... Led the Lady Troopers to the Mississippi 3A state semifinals in 2007 ... Finished her senior season 20-4 with 235 strikeouts and a 0.46 ERA to earn Daily Journal Player of the Year ... Hurlled 11 shut-outs and three no-hitters in her senior season ... Named Northeast Mississippi Daily Journal Player of the Year, all-Region and all-Lee County as a junior ... Played travel ball during the summer of 2006 for Tommy Orndorff's Virginia

Shamrocks team that won ASA Gold Nationals.

PERSONAL

Born Kelly Elizabeth Woolven on October 24, 1988 in Tupelo, Miss. ... Daughter of Kelly and Denise Woolven ... Has a sister, Anna ... Enrolled in pre-major studies at MSU.



GETTING TO KNOW ELIZABETH

Favorite Book Ivy Manor Women	Autobiography Title Life of Eli
Favorite TV Show One Tree Hill	Hobbies Hunting, spotlighting, family
Favorite Food Sour kraut and wienies	Special Talent Making people laugh
Favorite Drink Sweet tea	I Wish I Were Better At Not stressing so much
Favorite Singer/Group George Strait	Secret Ambition Be in the Coast Guard
Favorite Song Carried Away	Pre-Game Ritual(s) Do spins and three-step drill
Favorite Roadtrip Item Blanket	Superstition(s) No crossing the bats
Words That Best Describe You Determined, strong-minded, goofy	Best Moment of My Career Winning ASA Nationals
Biggest Pet Peeve Scraping a fork on teeth	Why I Chose MSU It is a very good environment



#13 BRITTANY BELL

Outfield • 5-2 • Freshman • HS • R/R • Brandon, Fla. • Riverview HS

"Brittany is a young outfielder who has a good arm and tremendous speed, and she has the ability to hit both for average and power. She reminds me of a young Iyhia McMichael. Brittany will get a lot of opportunities to contribute as a freshman. She has tremendous potential and could do some big things for us this spring."

Mississippi State Head Coach Jay Miller

HIGH SCHOOL/CLUB

Started all four of her varsity seasons for Riverview High School and head coach Angela Slater ... Forced to miss much of her sophomore campaign due to injury ... Hit .526 for her career and set career records for triples (18) and stolen bases (32-of-39) ... Set the school record for triples in a season with nine in 2007 ... Named Western Conference Most Valuable Player and Federal Team First Team as a senior after hitting .579 with 10 stolen bases, nine doubles, 25 runs and 25 RBI ... Earned RHS MVP accolades in both 2007 and 2006 ... Also tabbed first team all-Western Conference those seasons ... Posted a .612 average as a junior, setting school records with 40 runs scored and 12 stolen bases in 15 attempts ... Claimed first team All-Western Conference as an infielder ... Earned white bracket MVP accolades after leading her team to the 2006 Kissimmee Classic Tournament championship ... Selected to the Tampa Tribune's All-County team ... Hit .333 through 14 games as a sophomore before an injury ended her campaign ... Batted .447 during

her freshman campaign, belting five triples while scoring 19 runs and driving in eight ... Set the school record for assists in her first varsity season with 58.

PERSONAL

Born Brittany Kiara Bell July 8, 1989, in Tampa, Fla. ... Daughter of Joe and Annee Bell ... Has two sisters, Briana and Bianka, and a brother, Joe ... Enrolled in pre-major studies at MSU.



GETTING TO KNOW BRITTANY

Favorite Book

The Secret to Peaches

Favorite TV Show

Family Guy

Favorite Food

Fried catfish with hot sauce

Favorite Drink

Orange Gatorade

Favorite Singer/Group

Mary J. Blige

Favorite Song

Show U How

Favorite Sports Team

Indianapolis Colts

Favorite Roadtrip Item

iPod, food

Words That Best Describe You

Tough, goofy, crazy

Biggest Pet Peeve

Smacking

Autobiography Title

The Life & Times of Brittany Bell

Hobbies

Shopping

I Wish I Were Better At

Staying focused

Secret Ambition

Learn to drive a motorcycle

Pre-Game Ritual(s)

Listen to music and dance

My Biggest Influence

Natasha Watley

Best Moment of My Career

My senior year of high school

Why I Chose MSU

Great campus and friendly people



#17 MISTY FLESHER

Pitcher • 5-9 • Freshman • HS • R/R • Lone Grove, Okla. • Lone Grove HS

"An outstanding young pitcher. We will be counting on her a lot to carry us this spring. She has an outstanding travel ball background, and she came in and did a nice job for us in the fall. We have to let her mature on the mound, but she is going to be a great pitcher for us this spring and in the future."

Mississippi State Head Coach Jay Miller

HIGH SCHOOL/CLUB

Prepped at Lone Grove High for Coach Chris Sudderth ... A four-time selection to the Southern Oklahoma all-Star team and Oklahoma all-Star team ... Named to the Louisville Slugger/NFCA All-America team in 2007 after leading her team to a 35-9 mark with 554 strikeouts, a 0.12 ERA and a team-best .342 batting average ... Also named the Southern Oklahoma Pitcher of the Year, Daily Ardmore Pitcher of the Year and Lisa Fernandez Pitching Award winner four times ... As a senior, awarded the Fergie Jenkins Award, which recognizes the top athlete in the state, and the State Gatorade Player of the Year ... Set the national record for single season shutouts with 35 as a sophomore, and finished her high school career with 108 shutouts, a national career record ... Also owns Oklahoma's strike out record with 1,658 ... Helped lead her team to one state championship, four district and region championships and qualified for the state tournament four times ... Allowed only nine earned runs as she guided Lone Grove to a 27-10 record ... Finished her sophomore year with a 0.26 ERA and 427 strikeouts as LGHS finished the season 41-3

... Also lettered three years in track ... Holds the school record in the discus and qualified for the state meet in 2007 ... Played club softball for the Tulsa Eagles ... Led the Eagles to a third place finish at the 2007 18U Gold Independence Day Tournament in Boulder, Colo. ... Led the Eagles to the 2004 American Fastpitch Association national championship in 2004.

PERSONAL

Born Misty Michelle Flesher on May 21, 1988 in Ardmore, Okla. ... Daughter of Mike and Sharon Flesher ... Has a brother, Josh ... Enrolled in pre-major studies at MSU.



GETTING TO KNOW MISTY

Favorite Book Redeeming Love	Biggest Pet Peeve People that lie
Favorite TV Show Criminal Minds	Autobiography Title Misty Flesher: Life in the Center Circle
Favorite Food Steak and potatoes	Hobbies Shopping & laughing
Favorite Drink Sweet tea	I Wish I Were Better At Telling jokes without laughing
Favorite Singer/Group Jason Aldean	Secret Ambition Fly fighter jets & drive Baja trucks
Favorite Song Hicktown	Pre-Game Ritual(s) Have to do everything the same way
Favorite Sports Team New York Yankees	My Biggest Influence My parents & brother
Favorite Roadtrip Item Camera	Best Moment of My Career Winning a state championship
Words That Best Describe You Determined, motivated, crazy	Why I Chose MSU High expectations & southern comfort



#25 COURTNEY NESBIT

First Base/Outfield • 5-6 • Freshman • HS • R/R • Acworth, Ga. • Harrison HS

"Courtney has great hands at the plate and gives us some pop in the lineup offensively. Defensively she has a good glove and can really cover ground at first. We expect Courtney to come in this season and give us some quality work at the plate and at first. She has a bright future at MSU."

Mississippi State Head Coach Jay Miller

HIGH SCHOOL/CLUB

Prepped at Harrison High School for Coach Janet Oglesby ... Played club softball for the West Cobb Elite and Coach David Nesbit and John Yovanovich's Georgia Fire Gold ... Won Most Valuable Offensive Player Award junior and senior seasons at HHS ... Named first team all-county as a senior by the Marietta Daily Journal and the Atlanta Journal Constitution and second team all-state after hitting .424 with eight doubles, a home run and a .465 on-base percentage ... Earned a spot in the GACA Senior All-Star Game and posted the team's highest grade-point average last season ... Named All-Cobb County second team by the Marietta Daily Journal as a junior after hitting .324 with 14 RBI in her junior campaign, ... Helped lead the Hoyas to two straight Region 5A Championships ... Batted .411 with seven home runs, 22 doubles and three triples as she helped the Georgia Fire Gold finish ninth at 2006 ASA

Gold Nationals ... Hit .390 with four home runs and 14 doubles as her Georgia Xtreme Gold team earned a berth in the ASA Gold Nationals ... Hit .401 with three home runs and 48 RBI and was named to the ISA World 16U A All-Tournament Team after her West Cobb Elite squad finished as the tournament's runner-up.

PERSONAL

Born Courtney Brooke Nesbit on June 12, 1989 in Atlanta, Ga. ... Daughter of David and Kim Nesbit ... Has four younger sisters, Erin, Megan, Morgan and Mallori ... Enrolled in pre-major studies at MSU.



GETTING TO KNOW COURTNEY

Favorite Book The Bible	Words That Best Describe You Quiet, dependable, hard working
Favorite TV Show Reba & Sportscenter	Biggest Pet Peeve Putting your elbows on the table
Favorite Food Chicken fingers	Hobbies Basketball & hanging out with friends
Favorite Drink Cranberry Limeade	Superstition(s) Crossing the bats in the dugout & going out of order rolling balls to the infield
Favorite Singer/Group Taylor Swift & Rascal Flatts	Pre-Game Ritual(s) Pray & drink a small cranberry slush
Favorite Song Our Song & Bless the Broken Road	My Biggest Influence My daddy
Favorite Sports Team Atlanta Braves	Best Moment of My Career Getting a top 10 finish at ASA Gold Nationals with the Georgia Fire Gold
Favorite Roadtrip Item iPod	Why I Chose MSU I loved the small-town atmosphere
Favorite Class at MSU Computer	



JAY MILLER

Head Coach • Sixth Season at MSU • 26th Overall • Illinois State, 1978

Miller's successes at the collegiate and international level have placed him among the nation's elite fastpitch softball coaches. His name will be placed among the other greats of the game in December as he will become the third Southeastern Conference head coach to be inducted into the National Fastpitch Coaches Association Hall of Fame.

Utilizing a coaching model that emphasizes hard work, loyalty, enthusiasm, dedication to the classroom and a commitment on the playing field, Jay Miller enjoyed another milestone season in 2007 to further cement his reputation as one of the most well-respected coaches in the sport.

Under his leadership, his Mississippi State squad returned to the postseason for the fourth time in his five seasons at the helm and finished in third place in the SEC's Western Division. Last summer he added to his already-impressive international resume, guiding the United States Junior National Team to the gold medal at the Junior World Championships in The Netherlands.

The success he has enjoyed both on and off the field at the collegiate and international level have earned him a distinguished place among fastpitch softball's coaching greats in the National Fastpitch Coaches Association Hall of Fame. Miller will become just the third SEC head coach to be inducted into the annal, joining Yvette Girouard of LSU and Joyce Compton of South Carolina in December as part of

the association's 18th class.

In more than two decades of coaching softball at the Division I level at Missouri and Mississippi State, Miller has helped develop the talents of a plethora of players who have gone on to write their own success stories. Over the last 11 years, he has had the pleasure of mentoring 42 all-conference players, as well as nine all-Americans. In addition, Miller has coached two players - Barb Wright at Missouri and Iyhia McMichael at MSU - to three different conference player of the year accolades. Since 1996, 29 players have secured conference player of the week laurels under Miller as well.

Through his first five seasons in the third base box at MSU, 29 single-season and school records have been set, and three players have earned Louisville Slugger/NFCA First-Team All-American a total of four times. The most recent, sophomore Chelsea Bramlett, also earned SEC Freshman of the Year to join Courtney Bures as the only Bulldogs to receive the honor. In addition to the all-America honors, seven of Miller's players have earned all-region honors nine collective times. Bramlett and Hayle Guess earned the regional distinction last season, joining 2005 and 2006 selection Courtney Bures as the current Bulldogs with all-region laurels.

In his first season with the Maroon & White, McMichael was named a top-10 finalist for USA Softball Player of the Year. The next season she finished her senior campaign as one of the three finalists for the prestigious award after becoming the school's second multiple-time first team all-American.

Miller stresses academic excellence as much, if not more, than on the field excellence, and this is never more evident than with the 61 academic all-SEC selections at Mississippi State during his first five seasons. Since 1985, Miller has had 109 conference academic honor roll picks and, last season, Mississippi State earned nine NFCA all-America scholar-athlete selections, matching 2006 for the most ever at State. MSU boasted a 3.41 cumulative GPA, the nation's 11th-best, for the 2006-07 academic year, and this year's squad established the highest fall average in MSU athletics with a 3.45 mark.

Success with MState is nothing new for Miller, as it has followed him at every stop of his coaching career. Having posted winning records in all but two of his 25 seasons as a collegiate head coach, Miller has coached his teams to 40+-win seasons on seven occasions, with the 2004 version of the Bulldogs falling just one victory shy of number eight. His 1986 Oklahoma City squad turned in an eye-popping 50-win campaign as the Stars compiled a 50-26 mark en route to a national runner-up finish.

In only his first year at Mississippi State, Miller led the Bulldogs to a 34-30 record and

THE MILLER FILE

FULL NAME: Charles Jay Miller

HIRE DATE: August 2, 2002

BIRTHDATE: May 25, 1956

EDUCATION: Completed International Studies Program at University of Grenoble (France) in 1975; Bachelor of Science in Psychology and Sociology at Illinois State University in 1978; Masters of Science in Education with emphasis in counseling and personnel services at Purdue University in 1979. ABD in Counseling Psychology

FAMILY: Wife - Lacy Lee Baker. The couple has a daughter, Nicole, 16.

COACHING EXPERIENCE: Head Coach at Purdue (1980-81); Assistant Coach at Missouri (1982-84); Head Coach at Missouri (1987-02); Head Coach at Mississippi State (2002-Present).

INTERNATIONAL COACHING EXPERIENCE: Pitching Coach for Netherlands Antilles at Pan Am Games (1987) and World Championships (1990); USA Softball National Team Selection Committee (1992-1996); Team Leader For USA Softball National Team at Pan American Qualifying Tournament (1994); USA National Team Coaching Staff (1997-present); Assistant Coach for USA Softball National Team at Pan American and World Championship qualifying tournament (1997); Head Coach for USA Blue National Team at Canada Cup and American Challenge Series (1999); Head Coach for USA Red National Team at US Cup (2001); Assistant Coach for USA Red National Team at Softball Shootout and Canada Cup (2001); Head Coach for USA Softball Elite Team at Canada Cup (2002-2004); Head Coach for USA Softball National Team at World University Games (2004); Assistant Coach for USA Softball National Team at Pacific Rim Sports Summit (June, 2005); Assistant Coach for USA Elite National Team at Canada Cup (June, 2005); Assistant Coach for USA Softball National Team at Intercontinental Cup (July, 2005); Assistant Coach for USA Softball World University Team (2006); Head Coach for USA Softball Junior National Team at Pan American Qualifier (2006-2007), Head Coach for USA Junior World Championships - gold medal (2007)





COACHING STAFF



their second consecutive NCAA postseason berth - the first time the Maroon and White had achieved consecutive NCAA Regional bids in the history of its program. Furthermore, Mississippi State broke or tied eight team single season records in his first campaign in Starkville, then shattered two more the following season.

He arrived at Mississippi State after serving 15 years as the head coach at Missouri. There, he led the Tigers to a pair of Women's College World Series appearances in 1991 and 1994, five NCAA Regional appearances and compiled a 556-309 overall record. In 1991 and 1997, his squads won the overall league championship and, on three occasions, his squads have taken the league tournament title.

No stranger to success, one would think that Miller would have to have at least one favorite coaching moment in his first 25 seasons of coaching fastpitch softball.

"I don't really have a favorite moment," he said. "Every year you have a favorite moment and every year you have memorable moments - from teams that went to the World Series, to the Olympic team when they won the first gold medal, to the national team programs and the things that they have done.

"Even years when you don't win as many games as you would like, you still have memorable moments. You still have kids that you live and die

"I think passion is the main ingredient for winning. You have to be passionate about the game of softball, in your relationships with friends and family, or whatever it is that you are doing to be successful. Whether you are playing softball or working in a job, if you don't have a passion for what you are doing, you're not going to be very successful."

— Jay Miller

for everyday in practice and every game that they go out there and play."

The enthusiastic mentor, who turns 52 on May 25, has had his share of successes over the years. His is a résumé that includes a handful of conference and region coaching honors, as well as team successes from Women's College World Series and top 10 appearances, and international experiences in several countries, as well as on U.S. soil.

But, when it is all said and done, Miller still remains humble, each day arriving in his office well before many of his colleagues to plan out the day's, and sometimes the week's, agenda.

"In whatever you do, you're only going to get out what you put in," Miller said. "That's a key to understand and we want kids with that kind of work ethic and that kind of dedication."

Entering his 26th season as a Division I head coach, Miller, whose career victory total currently ranks 12th among active coaches in the NCAA, will carry an 850-530 record into his fifth year at Mississippi State - a job that he took the reigns of towards the end of July, 2002. Since then, he has become comfortable with a team that, he knows, will give him some more of those memorable moments he so cherishes.

"I think that there is tremendous potential here at Mississippi State," Miller said. "You have an administration that is supportive and wants you to be successful and provides you with the resources so that you can be successful.

"I think there are some tremendous athletes overall in the South. If you look at the states in which the SEC encompasses, they haven't had a lot of experience playing fastpitch softball, but they are getting more and more."

Unlike some of his counterparts in other sections of the United States, Miller - born Charles Jay on May 25, 1956, in Aurora, Ill. - was a ball fan of a different type growing up. With the Aurora Seal Masters - winners of the first two-ever world titles in men's fastpitch softball - training nearby, the young Miller often found himself emulating a star pitcher throwing out of a circle, rather than off of a mound.

His experiences as a fastpitch player on the

MILLER'S RAP SHEET

Player Accomplishments Since 1985

All-America Selections	28
All-Region Selections	39
Conference Player of the Year Honors	3
All-Conference Recipients	89
All-SEC Recipients	10
All-Conference Tournament Recipients	19
All-SEC Tournament Recipients	2
NCAA Regional all-tournament honors	6
Conference Players/Pitchers of the Week	83
SEC Players/Pitchers of the Week	8
Pro Softball Draftees	7
Academic All-Americans	40
Academic All-District selections	17
Conference Academic Honorees	121
SEC Academic Honorees	62

MILLER'S COACHING CAREER

26th Season Overall (Six at MSU)

Season	School	W-L	Pct.
1980	Purdue	13-10	.565
1981	Purdue	16-11	.593
1985	Oklahoma City	28-32	.467
1986	Oklahoma City	50-26	.658
1987	Oklahoma City	46-27	.630
1988	Missouri	44-18	.710
1989	Missouri	35-22	.614
1990	Missouri	30-14	.682
1991	Missouri	*39-14	.736
1992	Missouri	41-14	.745
1993	Missouri	31-18	.633
1994	Missouri	40-23	.635
1995	Missouri	47-19	.712
1996	Missouri	31-22	.585
1997	Missouri	*47-16	.746
1998	Missouri	36-20	.643
1999	Missouri	41-21	.661
2000	Missouri	34-27	.557
2001	Missouri	31-28	.525
2002	Missouri	29-33	.468
2003	Mississippi State	34-30	.531
2004	Mississippi State	39-26	.600
2005	Mississippi State	35-31	.530
2006	Mississippi State	33-28	.541
2007	Mississippi State	35-27	.565
Totals	Yrs	Record	Pct.
at Purdue	2	29-21	.580
at Oklahoma City	3	124-85	.562
at Missouri	15	556-309	.643
at Mississippi State	5	176-142	.553
Totals	25	885-557	.612

* - Conference Champions

OKLAHOMA CITY (1984-1987)

- 1986 NAIA National Runner-Up
- 1987 NAIA National Championships (4th)
- 1987 Southwest Region Coach of the Year
- 1986, 1987 District IX Coach of the Year

MISSOURI (1988-2002)

- 1990, 1991 Big Eight Coach of the Year
- 1991 Big Eight Champions
- Women's College World Series: 1991, 1994
- NCAA Regionals: 1991, 1994, 1995, 1997, 1999
- 1994, 1997 Midwest Region Coach of the Year
- 1997 Big 12 Champions
- 1997 Big 12 Tournament Champions
- 1997 Big 12 Coach of the Year

MISSISSIPPI STATE (2003-Present)

- NCAA Regionals: 2003, 2004, 2005, 2007



men's major level towards the end of his high school and throughout his college careers, unexpectedly, helped move him into the coaching world when he was completing his master's work at Purdue. Although deadset on a career in the psychology or counseling world, Miller found himself taking on pitching coach (and later head coach) duties for the Purdue women's club team in the late 70's.

"I never really thought about coaching," he said. "The faculty sponsor of Purdue's women's club team asked me if I would come out and help him with the pitchers because I told him that I had played a lot and so I did. That was in August. In October, he resigned and the players asked me if I would be their coach."

"So, that's really how I got started in coaching. I enjoyed that a lot more than working in the counseling center, so I sort of changed careers at the last minute."

Just more than three years following his informal introduction to the coaching world, Miller took on his first full-time coaching duties as an assistant at Missouri where, years later, he would eventually make a big name for himself. While in Columbia under current South Carolina coach Joyce Compton, he served primarily as the pitching coach and Missouri rattled off an impressive 107-51 overall record during the stretch – a mark which included one conference championship, two NCAA Regional appearances and an appearance in the 1983 Women's College World Series.

He received his first head coaching stint in 1984 as skipper of now-NAIA powerhouse Oklahoma City who, at the time, were Division I and looked to harvest recruits that state-powerhouses Oklahoma and Oklahoma State would grow to envy. Miller coached the Chiefs one season at the Division I level before starting Oklahoma City's dominance in the NAIA with a pair of top five finishes (2nd in 1986, 4th in 1987) in his final two seasons with the team, both of which produced District IX Coach of the Year accolades. His team's 1987 achievements earned him Southwest Region Coach of the Year honors.

"In March, during the first year that I was there, they announced that they were going to change to the NAIA the following year," said Miller of the surprise move. "I coached there for three years and we were very successful. We finished second in the nation and fourth in the nation my last two years there, and then I had an opportunity to go back to Missouri."

Although his coaching career in the Sooner state

had officially come to a close when he accepted the offer to become Missouri's sixth head coach in 1987, Miller was still reaping the benefits of the hard work in his career. While in Oklahoma City, the site of the Amateur Softball Association's Hall of Fame, he developed close contacts while working with the ASA that allowed him to draw his first international experience as a pitching coach for Netherlands Antilles in the 1987 Pan Am Games in Indianapolis.

Months later, he returned to Columbia, Mo., to find a program much different than when he left three years prior. While Mizzou had accumulated a .677 winning percentage during Miller's stay as an assistant coach, the program had struggled since, going 89-72 (.553) from 1984-1987, including a 14-18 mark the season prior to Miller's rehiring.

"It was really an opportunity to build, or to rebuild, the program there," said Miller of the opportunity to return to his roots, of sorts. "That's what we worked on doing. We went out and worked hard and tried to bring some players in that could compete at the top level, and we got back to the World Series in four years."

However, the Tigers flirted with greatness immediately, capturing either second or third in the Big Eight over the next three years before reeling off a 39-14 record in 1991 en route to both the conference regular season and tournament championships, as well as a fifth-place finish in the Women's College World Series. The transformation struck gold for Miller as well, as he was decorated with his second-straight Big Eight Coach of the Year laurels.

Miller continued his work towards greatness the following season as he led Mizzou to its second 40-win season since taking over the program (44-18 in 1988) and its best season since 1981, then churned out a 31-18 clip the following season despite losing six starters to graduation. In 1994, the Tigers finished seventh at the WCWS after filing a 40-23 record, then turned in a school-record 47 wins the following season on the way to their second-straight trip to the NCAA postseason.

Two years later, 10 years to the date following his being named Missouri's skipper, Mizzou went the distance in the conference and conference tournament for the fourth time in school history, achieving the program's best record since 1983 (47-16) and securing its fourth postseason appearance under his direction. The run earned Miller his third conference coaching honor and his first such accolade in the Big 12.

"The awards mean that you have good players," he said. "It is a reflection on the team and the kind of work and effort and commitment that your players put in and the dedication that they have to your program. I think that is where those awards come from."

Over the next four years, his Missouri teams finished each season with no less than 30 victories, making its fifth appearance in the NCAA Regionals with a 41-21 clip in 1999. Having reeled off a 556-309 record in 15 seasons as head coach of the Black and Gold, he parted ways with Columbia following the 2002 campaign to take over the reigns of the Maroon and White.

Mixed in with his collegiate success, Miller was achieving international success as well during the 90's. He was appointed to his first stint with USA Softball from 1992-96, serving on the National Team selection committee that would, ultimately, be in charge of choosing the inaugural USA Softball team to compete in 1996 Olympics in Atlanta.

Since then, he has served in various capacities with the organization, including head coaching stints of the USA Red squad that captured Gold in the 2001 U.S. Cup and the USA Elite team that took home runner-up honors at the 2002 Canada Cup and the championship of the 2003 Canada Cup. He also was an assistant coach for the USA National Team in gold medal runs at both the Pacific Rim Sports Summit and the Intercontinental Cup in 2004. He was also on the coaching staff of the USA Elite squad in its run

to a silver medal at the 2005 Canada Cup in June. In 2006, Miller was an assistant coach on the World University squad that won the gold medal in Taiwan ... In the fall, Miller led the Junior Pan American squad to a perfect 10-0 record at the Pan America qualifier, and that squad will take on the world in Poland next summer. His international success continued with the world championship won by the junior national team last summer.

"It has helped tremendously because you are working with the best coaches in the world and the best coaches in the United States obviously," he said. "It enabled me to exchange ideas, to talk about what works and what doesn't work. That's a continual process. You do that each time."

In addition to his coaching prowess, Miller is a leading authority on softball technology, having written more than 30 articles for professional publication. He most recently authored a chapter entitled "Offensive Strategy" for The Softball Coaching Bible, published by Human Kinetics Press in 2002.

In addition, he has developed four softball skills videotapes currently marketed internationally. He is also considered one of the top softball clinicians in the world, having conducted more than 100 camps and clinics in the United States, Netherlands Antilles, Italy, Czech Republic, Holland, France and Malaysia.

Miller began his educational career at the University of Grenoble in Grenoble, France, completing his international studies program there before obtaining his Bachelor's of Science Degree in Psychology and Sociology from Illinois State in Normal, Ill., in 1978. He completed his Master's Degree in Education with an emphasis in counseling and personnel services at Purdue University in 1979.

Miller and wife Lacy Lee Baker, Executive Director of the National Fastpitch Coaches Association, have one daughter, Nicole (3-30-91).

WINNINGEST ACTIVE COACHES

*NCAA Division I Coaches (By Victories)

Coach, Current Team	Yrs	Record
1. Margie Wright, Fresno St.	28	1,253-446-3
2. JoAnne Graf, Florida St.	24	1,180-397-6
3. Gayle Blevins, Iowa	28	1,136-529-5
4. Mike Candrea, Arizona	21	1,131-228-1
5. Yvette Girouard, LSU	27	1,122-351-0
6. Carol Hutchins, Michigan	24	1,031-384-4
7. Joyce Compton, S. Carolina	25	1,031-473-3
8. Elaine Sortino, Massachusetts	28	975-418-5
9. Margo Jonker, C. Michigan	28	943-529-5
10. Eugene Lenti, DePaul	26	932-462-6
11. Diane Ninemire, California	20	889-430-0
12. JAY MILLER, MISSISSIPPI ST.	25	885-557-0
13. Bob Brock, Sam Houston St.	23	844-466-1
14. Donna Papa, N. Carolina	24	838-488-4
15. Teresa Wilson, Texas Tech	20	801-448-1
16. Melinda Fischer, Illinois St.	24	756-500-4
17. Lana Richmond, SE Missouri St.	25	732-503-2
18. Jo Evans, Texas A&M	22	725-433-2
19. Karen Mullins, Connecticut	26	715-440-5
20. Bob Coolen, Hawai'i	21	669-460-1



COACHING STAFF



ANNIE SMITH

Associate Head Coach • Sixth Season at MSU • 12th Overall • Grinnell College, 1995

Associate Head Coach Annie Smith enters her 12th year as a collegiate softball coach, her sixth season at Mississippi State and her 12th as an assistant to head coach Jay Miller, officially joining the Bulldog staff on Aug. 26, 2002.

Smith's duties include, but are not limited to, hitting and defense instruction, recruiting coordination, administration and practices, travel coordination, camp co-direction, assistance in the implementing of MSU Softball's strength/conditioning program, and assisting in the fundraising and promotion of the program.

"Annie is crucial to our success," Miller said. "Annie has been with me for the last 12 years and knows what I want from our team practice-wise, on-the-field and off-the-field. She is a certified strength and conditioning coach who does a good job of making sure our players are in the shape that they need to be in order to compete at this level.

"I've seen her really progress as a coach over the years. She's done a great job being in every aspect of coaching and I think she will be a big plus for our ballclub."

Smith's formal introduction to Miller came in July 1996 as a regular staff member at Missouri's softball camps and clinics, before she enrolled at Missouri to become a volunteer student manager for one season, as well as serving as a graduate teaching assistant in the Missouri Health and Exercise Sciences department. In July of 1996, she was hired full time as a graduate assistant coach to Miller where she was involved in all phases of the Black and Gold program, including the upkeep and maintenance of the Missouri softball stadium.

"I feel very fortunate to have had the opportunity to work alongside coach Miller," Smith said. "He has given me the opportunity to mature and grow as a coach and I am very appreciative of all that I have learned."

Since joining Miller's staff full time, Smith has also been instrumental in fundraising efforts for both the Missouri and Mississippi State softball programs, including organizing the Diamond Club, volunteer work in the community, speaking to groups and running clinics to promote the sport and the University and designing newsletters and websites.

Smith is also instrumental in keeping track of all Mississippi State softball alumni and contacting them for future annual Fall Alumni



games and Alumni Recognition Days in the Spring. In addition, she writes, edits and produces the Bulldog Diamond Club newsletter which is then distributed to all members of the Mississippi State Softball Diamond Club.

"Annie is as much a part of this program as I am," Miller said. "She is a tireless worker and the glue that holds everybody together around here. She has developed into an outstanding hitting coach and does a good job developing our young hitters. She is a big reason for our success."

A three-year player at Grinnell College in Grinnell, Iowa, Smith earned Most Improved honors in 1993. Primarily a second and third baseman for the Pioneers, she was elected team co-captain prior to her senior season.

Smith received her Bachelor of Arts degree in History and Psychology from Grinnell in 1995. While at Missouri, she completed her coursework for a Masters of Education degree in Health and Exercise Sciences with an emphasis in Sports Psychology in 2002 while maintaining a 3.85 cumulative GPA.

"I enjoy being able to work with some of the best players and coaches in the nation day after day," Smith said. "Having the opportunity to see players grow on and off the

field as they apply their experiences of playing softball to everyday life makes my job very enjoyable."

The daughter of Robin and Carolyn Smith of College Station, Texas, was born July 22, 1974, in Pasadena, Calif. Her hobbies include softball, reading, working out and shopping. Smith is currently single.

THE SMITH FILE

FULL NAME: Adrianna L. Smith

HIRE DATE: August 26, 2002

BIRTHDATE: July 22, 1974

EDUCATION: Bachelor of Arts in History and Psychology at Grinnell College in 1995; Masters of Education in Health and Exercise Science with an emphasis in Sports Psychology at Missouri in 2002; NSCA Certified Strength and Conditioning coach.

FAMILY: Daughter of Robin and Carolyn Smith of College Station, Texas ... Native of Manhattan, Kansas

COACHING EXPERIENCE: Graduate Assistant Coach at Missouri (1996-99); Assistant Coach at Missouri (1999-02); Assistant Coach at Mississippi State (2002-Present).

COACHING PHILOSOPHY: To create an environment where every athlete can reach their greatest potential both on and off the field. I want our players to develop a deep sense of pride in the program and be able to leave knowing they had one of the greatest experiences of their life and be able to apply those experiences as they move on.



BO REID

Assistant Coach/Pitching • Eighth Season at MSU • 23rd Overall

Entering his 23rd year as a collegiate softball coach, Bo Reid enters his sixth season at Mississippi State, his 12th as a Southeastern Conference coach, and his sixth alongside head coach Jay Miller, officially joining the Bulldog staff on June 22, 2000.

Reid's duties include, but are not limited to, pitching instruction, equipment and facility management, scheduling and co-coordinating camps and clinics.

"Coming into a new program, adjustment is always the toughest thing," Miller said. "He's been a tremendous help to my adjustment not only to Starkville and Mississippi State, but also to our ballclub and to our



"Coach Miller has given me a jumpstart on my softball career," Reid said. "He has given me a lot of knowledge about the game. We are a very good and a very close coaching staff and that is what makes a program successful. We're going to accomplish great things at Mississippi State."

An accomplished fastpitch hurler, Reid retired from competitive pitching in 1995, but not before leading his team to the national tournament in nine of the last 10 years of his career. A highlight of his playing stint came in 1992 when he pitched nine games in a 24-hour period, including four consecutive no-hitters.

He made his debut in the softball coaching world in 1984, working with Spartanburg Methodist as an assistant coach, spending one season before joining Alleen Hawkins' staff at Furman University. The pair worked together 11 seasons with the Paladins before making the transition to the Southeastern Conference in Athens.

During his four seasons with Georgia, Reid molded a remarkable foundation with the Red and Black pitchers. Due to his extensive work with the Bulldog battery, Reid's pitching staff ranked among the best staffs in the conference following every season of his tenure at UGA.

In his first season with Georgia, Reid's development of the Bulldog pitchers showed quickly as Georgia finished as one of the better pitching teams in the conference, tallying a 2.39 team ERA while allowing the third-fewest hits among the 11 SEC softball-playing institutions.

One of his pitchers, Natalie Price, was the only freshman to finish in the top 10 of nine statistical categories in the Southeastern Conference in 1997, including third in strikeouts and complete games. Her 792 career strikeouts currently ranks second in the conference. She also collected SEC Pitcher of the Week honors three times in 1999.

Born July 22, 1949, in Greenville, S.C., Reid is the father of two children, son, B.J. (8-26-74) and daughter, Ryan (1-12-81). He also has two granddaughters, Elizabeth and Alison. His hobbies include softball, bowling and watching and collecting movies. Reid is currently single.

THE REID FILE

FULL NAME: Morris W. Reid II

HIRE DATE: June 22, 2000

BIRTHDATE: July 22, 1949

PLAYING EXPERIENCE: Played consecutive ASA fastpitch softball at the men's major level from 1959-1995.

FAMILY: Reid has two children, son B.J. (31), and daughter Ryan (25).

COACHING EXPERIENCE: Assistant Coach at Spartanburg Methodist (1984); Assistant Coach at Furman (1985-1995); Assistant Coach at Georgia (1996-2000); Assistant Coach at Mississippi State (2000-Present)

HOBBIES: Hobbies include softball, bowling and watching/collecting movies. Currently has a movie library that includes more than 3,000 titles.

COACHING PHILOSOPHY: We want players at Mississippi State who are students of the game and who blend in with our coaching philosophies and game plan. Players need to be willing to learn new things because that is how they grow. Players that give as much as they take, whether it be volunteering in the community or other means of community service, is the mark of a successful program.

players. He brings a great insight into strengths and weaknesses and areas that we need to concentrate on and work on.

"He's a great guy to work with. He knows the game very well. He's an excellent pitching coach and, in addition, not only works well with our pitchers, but also in other aspects of our program. He is just a good stabilizer for us on our staff."

In his six seasons with Mississippi State, Reid has been responsible for a pitching staff that has held its own inside the SEC, ranking in the top half of several statistical pitching categories. In his first season with the team in 2001, Reid coached a staff that turned in an impressive 36 wins, a 2.12 overall team ERA, 235 strikeouts and 13 saves.

This past season, the Bulldogs picked up 35 victories and 13 saves a year after a young staff to start the season, turned in 33 victories and 7 saves. His hurlers have routinely stepped up when facing the top competition, earning 35 victories over nationally ranked opponents since the beginning of the 2002 season.

Since his hiring, Reid's Mississippi State pitching staff has filed a respectable 2.44 ERA, fired five no-hitters and collected four conference Pitcher of the Week accolades.



SUPPORT STAFF



COREY LOCK

Certified Athletic Trainer
2nd Year • Troy, Ala.

Now in his second year as a member of the Mississippi State athletic training staff, Corey Lock joined the MSU family in 2006 as a graduate assistant athletic trainer. A nationally-certified and state licensed trainer, Lock is responsible for the prevention and care of injuries for the Bulldog softball program.

A native of Eclectic, Ala., Lock first got involved in athletic training through a physical therapy clinic where he worked for six years. Lock started out at Southern Union State Community College, where he played baseball and worked as a student athletic trainer.

He then transferred to Troy University where he earned a bachelor's degree in Athletic Training. While at Troy, Corey worked as a student trainer for all of Troy's athletic squads. He also founded the National Honor Society for Athletic Training, Iota Tau Alpha, where he served as president and treasurer. In his final semester, Lock completed an internship with Auburn University's Sports Medicine Program, where he was responsible for the care of Men's and Women's Basketball, as well as the cheerleading squad.

Corey was accepted into Mississippi State's graduate program in July 2006 and is currently working on his Master's of Science degree with a concentration on sports administration and a minor in general business. At Mississippi State, he is primarily in charge of care for the softball team.

A board certified athletic trainer by the National Athletic Trainers Association, Lock is certified in CPR, as well as in First Aid and AED.

The son of John Randall and Janice Lock was born November 8, 1982.



BROCK TURNIPSEED

Media Relations
1st Year • West Point, Miss.

Brock Turnipseed returns to Mississippi State as the sports information director for the Bulldogs' soccer and softball squads.

In addition to his sports information duties with softball and soccer, Turnipseed will also assist in other areas of the University's Athletic Media Relations office.

Turnipseed returns to MSU following a four-year tenure as the Director of Media Relations and Director of Publications for the National Fastpitch Coaches Association. While at the NFCA, Turnipseed served as the association's primary media contact and the primary liaison to the NCAA Division II membership. He administered the NFCA Division I and Division II polls and the Ratings Percentage Index, and he also contributed stories to *Fastpitch Delivery* while maintaining the news section of the NFCA Web site. Turnipseed also coordinated the media efforts for the association's annual Leadoff Classic which features some of the top teams in the nation.

Turnipseed came to the NFCA from the Pearl River Resort where he assisted in the media efforts for the grand opening of the Golden Moon Hotel and Casino and the Hard Rock Beach Club.

He also worked with Mississippi State's Office of Athletic Media Relations as the Bob Hartley Memorial Fellowship recipient, serving as primary contact for the school's nationally-ranked track and field, women's tennis and men's golf teams. He also served as a statistician for the MSU football and men's and women's basketball teams in addition to his duties as public address announcer for the Bulldogs' nationally-ranked baseball program.

Turnipseed, a West Point, Miss., native, earned his bachelor's degree in communication from Mississippi State in 1999, and received a master's degree in sports administration from the University in 2001. He is married to the former Erica Riley of West Point, and they have a two-year-old son, Dalton.



VIC PARKER

Academic Counselor
4th Year • Houston, Texas

Administering to the academic and tutorial needs of Mississippi State student-athletes is Victor Parker, who begins his fifth year with the Mississippi State softball team, but sixth year in the MSU athletic department.

A native of Houston, Texas, Parker relocated to Morton, Miss., as a high schooler and began his secondary academic career at East Central Community College in Decatur, Miss., where he received his degree in business administration in May 1997. While in Decatur, Parker was an active member of Students in Free Enterprise and was assigned as a delegate to the SIFE National Convention in Atlanta, Ga.

After completing the first chapter of his academic career, Parker enrolled at Mississippi State prior to the fall, 1997, academic semester and immediately became involved in many student activities, including the Financial Management Association where he later would serve as a delegate to the chapter's national convention. Having received his bachelor's degree in business administration from MSU in 1999, he relocated back to Texas later that year and was hired on as a financial advisor at Acacia Financial Group where he served in various capacities, but mainly in the role of preparing clients for financial advising.

A move back to Starkville the following year landed Parker a job at the Personal Finance Corporation (subsidiary of BancorpSouth) as an assistant manager, before the opportunity to continue his education would move his life in a different direction. Having enrolled in MSU's sports administration graduate program in 2003, Parker undertook a pair of stints in the athletic department, first as a graduate assistant in the game operations office and Department of Continuing Education and later as an intern in the Office of Athletic Compliance before moving on to his current post in the Athletic Academics office.

Vic and the former Robin Burkes were married June 16, 2001. The couple have two daughters.



Scooter Kellum
Student Manager



Courtney Patridge
Student Manager



Katie Wood
Student Manager



Blair Hewett
Student Assistant



Sara Hickerson
Student Assistant



Laura Leigh Reese
Student Assistant



Blake Purvis
Student Trainer



Erik Korem
Strength Coach



Michelle Scrivener
Administrative Secretary



Kelvin Gibson
Transportation



Everett Kennard
Transportation



Shaun Taylor
Game Management



OREGON

February 8 • 12:30 p.m. • Palm Springs, Calif.

UNIVERSITY INFORMATION

Location: Eugene, OR
Enrollment: 20,394
President/Chancellor: Dr. David Frohnmayer
Nickname: Ducks
Colors: Green and Yellow
Conference: Pacific-10
Field: Howe Field
Capacity: 3,000

SOFTBALL INFORMATION

Head Coach: Kathy Arendsen
Alma Mater, Year: Chico State, 1980
2007 Record: 44-19
2007 Conference Record: 7-14
2007 Final Ranking: NFCA: 22, USA Softball: 20
Starters Returning/Lost: 12/3 Position, 2/1 Pitchers
Letterwinners Returning/Lost: 13/3
Series Record: First Meeting
Last Meeting: First Meeting

MEDIA INFORMATION

Softball Contact: Geoff Thurner
Office Phone: 541-346-2250
Office Fax: 541-346-5449
E-Mail: gthurner@uoregon.edu
Press Box Phone: 541-346-6463/916-838-2346
Website: www.goducks.com

CAL STATE NORTHRIDE

February 8 • 3 p.m. • Palm Springs, Calif.

UNIVERSITY INFORMATION

Location: Northridge, CA
Enrollment: 32,997
President/Chancellor: Dr. Jolene Koesler
Nickname: Matadors
Colors: Red, Black & White
Conference: Big West
Field: Matador Diamond
Capacity: 1,000

SOFTBALL INFORMATION

Head Coach: Barbara Jordan
Alma Mater, Year: Cal State Northridge, 1987
2007 Record: 23-23-1
2007 Conference Record: 9-9
2007 Final Ranking: NR
Starters Returning/Lost: 7/2 Position, 3/0 Pitchers
Letterwinners Returning/Lost: 11/2
Series Record: First Meeting
Last Meeting: First Meeting

MEDIA INFORMATION

Softball Contact: Geoffrey Herberg
Office Phone: 818-677-3243
Office Fax: 818-677-4950
E-Mail: geoffrey.herberg@csun.edu
Press Box Phone: 818-677-2988
Website: www.gomatadors.com

CALIFORNIA RIVERSIDE

February 9 • 12:30 p.m. • Palm Springs, Calif.

UNIVERSITY INFORMATION

Location: Riverside, CA
Enrollment: 17,000
President/Chancellor: Robert Grey (Interim)
Nickname: Highlanders
Colors: Blue & Gold
Conference: Big West
Field: Amy S. Harrison Field
Capacity: 2,500

SOFTBALL INFORMATION

Head Coach: Connie Miner
Alma Mater, Year: Nebraska-Kearney, 1979
2007 Record: 16-37
2007 Conference Record: 0-18
2007 Final Ranking: NR
Starters Returning/Lost: 7/2 Position, 2/1 Pitchers
Letterwinners Returning/Lost: 13/9
Series Record: First Meeting
Last Meeting: First Meeting

MEDIA INFORMATION

Softball Contact: Robert Alworth
Office Phone: 951-8274571
Office Fax: 951-827-5889
E-Mail: robert.alworth@ucr.edu
Website: www.athletics.ucr.edu

SAN DIEGO STATE

February 9 • 3:30 p.m. • Palm Springs, Calif.

UNIVERSITY INFORMATION

Location: San Diego, CA
Enrollment: 35,887
President/Chancellor: Dr. Stephen Weber
Nickname: Aztecs
Colors: Scarlet & Black
Conference: Mountain West
Field: SDSU Softball Stadium
Capacity: 1,000

SOFTBALL INFORMATION

Head Coach: Kathy Van Wyk
Alma Mater, Year: Cal-State Fullerton, 1983
2007 Record: 32-24
2007 Conference Record: 8-12
2007 Final Ranking: NR
Starters Returning/Lost: 8/2 Position, 3/1 Pitchers
Letterwinners Returning/Lost: 11/4
Series Record: San Diego State leads 2-0
LM: SDSU, 2-1 (8), 2-15-04 at San Diego, Calif.

MEDIA INFORMATION

Softball Contact: Jamie McConeghy
Office Phone: 619-595-4348
Office Fax: 619-582-6541
E-Mail: jmcconeg@mail.sdsu.edu
Website: www.goaztecs.com

CALIFORNIA

February 10 • 9 a.m. • Palm Springs, Calif.

UNIVERSITY INFORMATION

Location: Berkeley, CA
Enrollment: 33,933
President/Chancellor: Robert J. Birgeneau
Nickname: Golden Bears
Colors: Blue & Gold
Conference: Pacific-10
Field: Levine-Fricke Field
Capacity: 500

SOFTBALL INFORMATION

Head Coach: Diane Ninemire
Alma Mater, Year: Nebraska-Omaha, 1980
2007 Record: 34-32
2007 Conference Record: 7-14
2007 Final Ranking: NR
Starters Returning/Lost: 10
Letterwinners Returning/Lost: 12/5
Series Record: California leads 3-1
LM: MSU 9-0 (6), 2-16-07 at Las Vegas, Nevada

MEDIA INFORMATION

Softball Contact: Chris DeConna
Office Phone: 510-643-4724
Office Fax: 510-642-7958
E-Mail: deconna@berkeley.edu
Website: www.calbears.com

MISSISSIPPI VALLEY

February 13 • 3 p.m. • Starkville, Miss.
March 29 • 4 p.m. • Starkville, Miss.
March 30 • 2 p.m. • Starkville, Miss.
April 1 • 6 p.m. • Itta Bena, Miss.

UNIVERSITY INFORMATION

Location: Itta Bena, MS
Enrollment: 3,009
President/Chancellor: Robert J. Birgeneau
Nickname: Delta Devilettes
Colors: Forest Green & White
Conference: Southwest Athletic
Field: Devilettes Complex
Capacity: 200

SOFTBALL INFORMATION

Head Coach: Lee Smith
2007 Record: 29-28
2007 Conference Record: 14-4
2007 Final Ranking: NR
Starters Returning/Lost: N/A
Letterwinners Returning/Lost: N/A
Series Record: Mississippi State leads 8-1
LM: MVSU, 5-3 in Itta Bena, Miss.

MEDIA INFORMATION

Softball Contact: Roderick Mosley
Office Phone: 662-254-3011
Office Fax: 662-254-3011
E-Mail: rwmosley@mvsu.edu
Website: www.mvsu.edu/athletics



2008 OPPONENTS

WRIGHT STATE

February 15 • 2 p.m. • Starkville, Miss.
February 16 • 4 p.m. • Starkville, Miss.

UNIVERSITY INFORMATION

Location: Dayton, OH
Enrollment: 17,074
President/Chancellor: Dr. David Hopkins
Nickname: Raiders
Colors: Hunter Green & Gold
Conference: Horizon League
Field: WSU Softball Field
Capacity: 500

SOFTBALL INFORMATION

Head Coach: Mike Larabee
Alma Mater, Year: Washington St., 1986
2007 Record: 25-35
2007 Conference Record: 8-10
2007 Final Ranking: NR
Starters Returning/Lost: 9/1
Letterwinners Returning/Lost: 11/4
Series Record: First Meeting
Last Meeting: First Meeting

MEDIA INFORMATION

Softball Contact: Matt Zircher
Office Phone: 937-775-2831
Office Fax: 937-775-2368
E-Mail: matt.zircher@wright.edu
Press Box Phone: 937-304-6586
Website: www.wsuraiders.com

SOUTHERN ILLINOIS

February 15 • 4 p.m. • Starkville, Miss.
February 17 • 12 p.m. • Starkville, Miss.

UNIVERSITY INFORMATION

Location: Carbondale, IL
Enrollment: 20,983
President/Chancellor: Dr. Fernando Trevino
Nickname: Salukis
Colors: Maroon & White
Conference: Missouri Valley
Field: Charlotte West Stadium-Rochman Field
Capacity: 502

SOFTBALL INFORMATION

Head Coach: Kerri Blaylock
Alma Mater, Year: Evansville, 1988
2007 Record: 41-16
2007 Conference Record: 17-7
2007 Final Ranking: NR
Starters Returning/Lost: 7/2 Position, 1/2 Pitchers
Letterwinners Returning/Lost: 14/3
Series Record: Tied 2-2
LM: MSU 2-0, 2-17-06 in Starkville

MEDIA INFORMATION

Softball Contact: Kyle Herm
Office Phone: 618-453-7236
Office Fax: 618-453-2648
E-Mail: kherm@siu.edu
Press Box Phone: 618-536-4487
Website: www.siusalukis.com

FORDHAM

February 16 • 2 p.m. • Starkville, Miss.

UNIVERSITY INFORMATION

Location: Bronx, NY
Enrollment: 8,222
President/Chancellor: Joseph McShane
Nickname: Rams
Colors: Maroon & White
Conference: Atlantic-10
Field: Bahoshy Softball Complex at Murphy Field
Capacity: 500

SOFTBALL INFORMATION

Head Coach: Bridget Orchard
Alma Mater, Year: Villanova, 1997
2007 Record: 39-20
2007 Conference Record: 16-4
2007 Final Ranking: NR
Starters Returning/Lost: 6/2 Position, 3/1 Pitchers
Letterwinners Returning/Lost: 12/3
Series Record: First Meeting
LM: First Meeting

MEDIA INFORMATION

Softball Contact: Scott Kwiatkowski
Office Phone: 718-817-4240
Office Fax: 718-817-4244
E-Mail: skwiatkowski@fordham.edu
Website: www.fordhamsports.com

WESTERN KENTUCKY

February 22 • 10 a.m. • Macon, Ga.

UNIVERSITY INFORMATION

Location: Bowling Green, KY
Enrollment: 19,215
President/Chancellor: Dr. Gary Ransdell
Nickname: Hilltoppers
Colors: Red & White
Conference: Sun Belt
Field: WKU Softball Field
Capacity: 350

SOFTBALL INFORMATION

Head Coach: Tyra Perry
Alma Mater, Year: LSU, 1997
2007 Record: 30-32
2007 Conference Record: 11-13
2007 Final Ranking: NR
Starters Returning/Lost: 7/2 Position, 2/0 Pitchers
Letterwinners Returning/Lost: 12/2
Series Record: Mississippi State leads 1-0
LM: MSU 3-1, 2-10-06 in Tampa, Fla.

MEDIA INFORMATION

Softball Contact: Brian Fremund
Office Phone: 270-745-5045
Office Fax: 270-745-3444
E-Mail: brian.fremund@wku.edu
Press Box Phone: 270-745-1928 or 1922
Website: www.wkusports.com

AUSTIN PEAY

February 22 • 4 p.m. • Macon, Ga.
March 8 • 2 p.m. • Starkville, Miss.
March 9 • 4 p.m. • Starkville, Miss.

UNIVERSITY INFORMATION

Location: Clarksville, TN
Enrollment: 9,207
President/Chancellor: Timothy Hall
Nickname: Lady Gavs
Colors: Red & White
Conference: Ohio Valley
Field: Lady Gavs Field
Capacity: 150

SOFTBALL INFORMATION

Head Coach: Jim Perrin
Alma Mater, Year: Austin Peay, 1970
2007 Record: 28-30
2007 Conference Record: 12-11
2007 Final Ranking: NR
Starters Returning/Lost: 4/5 Position, 3/1 Pitchers
Letterwinners Returning/Lost: 8/8
Series Record: Mississippi State leads 4-0
LM: MSU 2-0, 3-4-07 in Chattanooga, Tenn.

MEDIA INFORMATION

Softball Contact: Brad Kirtley
Office Phone: 931-221-7561
Office Fax: 931-221-7562
E-Mail: kirtleyb@apsu.edu
Website: www.apsugovernors.com

NICHOLLS STATE

February 23 • 12 p.m. • Macon, Ga.

UNIVERSITY INFORMATION

Location: Thibodaux, La.
President/Chancellor: Dr. Stephen T. Hulbert
Nickname: Colonels
Colors: Red & Grey
Conference: Southland
Field: Colonels Softball Diamond
Capacity: 500

SOFTBALL INFORMATION

Head Coach: Jenny Parsons
Alma Mater, Year: East Carolina, 1996
2007 Record: 27-28
2007 Conference Record: 15-11
2007 Final Ranking: NR
Starters Returning/Lost: 6/3
Letterwinners Returning/Lost: 9/5
Series Record: Nicholls State leads 7-2
LM: MSU 8-0 (5), 3-8-02 in Plant City, Fla.

MEDIA INFORMATION

Softball Contact: Brandon Rizzuto
Office Phone: 985-448-4281
Office Fax: 985-448-4924
E-Mail: Brandon.Rizzuto@nicholls.edu
Website: www.geauxcolonels.com

2008 OPPONENTS



MERCER

February 23 • 4 p.m. • Macon, Ga.

UNIVERSITY INFORMATION

Location: Macon, GA
Enrollment: 7,050
President/Chancellor: William D. Underwood
Nickname: Bears
Colors: Orange & Black
Conference: Atlantic Sun
Field: Sikes Field
Capacity: 400

SOFTBALL INFORMATION

Head Coach: Mike Raynor
Alma Mater, Year: Georgia Southern, 1974
2007 Record: 14-46
2007 Conference Record: 7-11
2007 Final Ranking: NR
Starters Returning/Lost: 6/3 Position, 4/2 Pitchers
Letterwinners Returning/Lost: 12/6
Series Record: Mississippi State leads 1-0
LM: MSU 4-3, 3-11-06 in Lakewood, Calif.

MEDIA INFORMATION

Softball Contact: Sara Albritton
Office Phone: 478-301-5218
Office Fax: 478-301-5350
E-Mail: albritton_s@mercer.edu
Press Box Phone 478-301-2038
Website: www.mercerbears.com

UAB

February 26 • 6 p.m. • Birmingham, Ala.
March 4 • 6 p.m. • Starkville, Miss.

UNIVERSITY INFORMATION

Location: Birmingham, AL
Enrollment: 16,561
President/Chancellor: Dr. Carol Garrison
Nickname: Blazers
Colors: Forest Green & Old Gold
Conference: Conference USA
Field: George Ward Park Field #6
Capacity: 1,000

SOFTBALL INFORMATION

Head Coach: Marla Townsend
Alma Mater, Year: Alabama, 1986
2007 Record: 31-27
2007 Conference Record: 10-13
2007 Final Ranking: NR
Starters Returning/Lost: 3/5 Position, 2/2 Pitchers
Letterwinners Returning/Lost: 9/9
Series Record: Mississippi State leads 8-1
LM: MSU 4-1, 4-17-07 in Starkville

MEDIA INFORMATION

Softball Contact: Colin Waters
Office Phone: 205-934-0724
Office Fax: 205-934-7505
E-Mail: cwaters@uab.edu
Website: www.uabsports.com

N.C. STATE

February 29 • 11 a.m. • Columbus, Ga.

UNIVERSITY INFORMATION

Location: Raleigh, NC
Enrollment: 31,792
President/Chancellor: Dr. James L. Oblinger
Nickname: Wolfpack
Colors: Red & White
Conference: Atlantic Coast
Field: Dail Stadium

SOFTBALL INFORMATION

Head Coach: Lisa Navas
Alma Mater, Year: Oklahoma City University, 1987
2007 Record: 42-21
2007 Conference Record: 15-6
2007 Final Ranking:
Starters Returning/Lost: 6/5
Letterwinners Returning/Lost: 11/10
Series Record: Tied 1-1
LM: MSU 5-1, 2-5-05 in Starkville

MEDIA INFORMATION

Softball Contact: Brandon Yopp
Office Phone: 919-513-8195
Office Fax: 919-515-2898
E-Mail: brandonyopp@ncsu.edu
Website: www.gopack.com

MICHIGAN

February 29 • 1:30 p.m. • Columbus, Ga.

UNIVERSITY INFORMATION

Location: Ann Arbor, MI
Enrollment: 38,006
President/Chancellor: Mary Sue Coleman
Nickname: Wolverines
Colors: Maize & Blue
Conference: Big Ten
Field: Alumni Field
Capacity: 3,150

SOFTBALL INFORMATION

Head Coach: Carol Hutchins
Alma Mater, Year: Michigan State, 1979
2007 Record: 47-12
2007 Conference Record: 12-4
2007 Final Ranking: 12
Starters Returning/Lost: 7/2 Position, 1/1 Pitchers
Letterwinners Returning/Lost: 12/5
Series Record: Michigan leads 4-1
LM: MSU 3-2, 2-22-02 in Columbus, Ga.

MEDIA INFORMATION

Softball Contact: Leah Howard
Office Phone: 734-615-0679
Office Fax: 734-647-1188
E-Mail: lchoward@umich.edu
Press Box Phone: 734-730-5929
Website: www.MGoBlue.com

SYRACUSE

March 1 • 1:30 p.m. • Columbus, Ga.

UNIVERSITY INFORMATION

Location: Syracuse, NY
Enrollment: 11,500
President/Chancellor: Dr. Nancy Cantor
Nickname: Orange
Colors: Orange
Conference: Big East
Field: Softball Stadium at Skytop
Capacity: 650

SOFTBALL INFORMATION

Head Coach: Leigh Ross
Alma Mater, Year: Toledo, 1992
2007 Record: 21-31
2007 Conference Record: 9-11
2007 Final Ranking: NR
Starters Returning/Lost: 7/3 Starters, 2/1 Pitchers
Letterwinners Returning/Lost: 9/6
Series Record: Mississippi State leads 3-0
LM: MSU 2-1, 3-10-06 in Lakewood, Calif.

MEDIA INFORMATION

Softball Contact: Kevin Zalaznik
Office Phone: 315-443-2608
Office Fax: 315-443-2076
E-Mail: suacpr@syr.edu
Press Box Phone: 315-403-0274
Website: www.suathletics.com

SANTA BARBARA

March 1 • 4 p.m. • Columbus, Ga.

UNIVERSITY INFORMATION

Location: Santa Barbara, CA
Enrollment: 20,000
President/Chancellor: Dr. Henry Yang
Nickname: Gauchos
Colors: Blue & Gold
Conference: Big West
Field: Campus Diamond
Capacity: 500

SOFTBALL INFORMATION

Head Coach: Brie Galicinao
Alma Mater, Year: Princeton, 2002
2007 Record: 30-23
2007 Conference Record: 7-11
2007 Final Ranking: NR
Starters Returning/Lost: 5/4
Letterwinners Returning/Lost: 15/5
Series Record: UCSB leads 2-1
LM: UCSB 5-2, 2-14-04 in San Diego, Calif.

MEDIA INFORMATION

Softball Contact: Lisa Skvarla
Office Phone: 805-893-8603
Office Fax: 805-893-4537
E-Mail: lisa.skvarla@athletics.ucsb.edu
Press Box Phone
Website: www.ucsbgauchos.com



2008 OPPONENTS

MASSACHUSETTS

March 2 • 12:30 p.m. • Columbus, Ga.

UNIVERSITY INFORMATION

Location: Amherst, Mass.
Enrollment: 25,593
President/Chancellor: Dr. Thomas Cole (Interim)
Nickname: Minutewomen
Colors: Maroon & White
Conference: Atlantic 10
Field: UMass Softball Complex
Capacity: 500

SOFTBALL INFORMATION

Head Coach: Elaine Sortino
Alma Mater, Year: Oneonta State, 1971
2007 Record: 39-14-1
2007 Conference Record: 18-0
2007 Final Ranking: NR
Starters Returning/Lost: 6/3
Letterwinners Returning/Lost: 15/5
Series Record: Mississippi State leads 2-0
LM: MSU 4-1, 3-11-00 in Tampa, Fla.

MEDIA INFORMATION

Softball Contact: Mike Huff
Office Phone: 413-577-5003
Office Fax: 413-545-1556
E-Mail: mhuff@admin.umass.edu
Website: www.UMassAthletics.com

CHARLESTON SOUTHERN

March 7 • 2 p.m. • Starkville, Miss.
March 8 • 4 p.m. • Starkville, Miss.

UNIVERSITY INFORMATION

Location: North Charleston, SC
Enrollment: 3,286
President/Chancellor: Dr. Jairy C. Hunter, Jr.
Nickname: Buccaneers/Lady Bucs
Colors: Navy Blue & Old Gold
Conference: Big South
Field: Buccaneer Field
Capacity: 200

SOFTBALL INFORMATION

Head Coach: Jeff Aumend
Alma Mater, Year: Defiance College, 1983
2007 Record: 15-44
2007 Conference Record: 2-13
2007 Final Ranking: NR
Starters Returning/Lost: 6/4
Letterwinners Returning/Lost: 13/4
Series Record: First Meeting
LM: First Meeting

MEDIA INFORMATION

Softball Contact: William Cooper
Office Phone: 843-863-7687
Office Fax: 843-863-7676
E-Mail: wcooper@csuniv.edu
Website: www.csusports.com

LOUISIANA TECH

March 7 • 4 p.m. • Starkville, Miss.
March 9 • 2 p.m. • Starkville, Miss.

UNIVERSITY INFORMATION

Location: Ruston, LA
Enrollment: 11,750
President/Chancellor: Dr. Dan Reneau
Nickname: Lady Techsters
Colors: Red & Blue
Conference: Western Athletic
Field: Lady Techster Softball Complex
Capacity: 1,000

SOFTBALL INFORMATION

Head Coach: Sarah Dawson
Alma Mater, Year: Louisiana-Monroe, 1997
2007 Record: 22-38
2007 Conference Record: 3-15
2007 Final Ranking: NR
Starters Returning/Lost: 6/3
Letterwinners Returning/Lost: 11/4
Series Record: Louisiana Tech leads 9-5
LM: MSU 9-7, 2-6-05 in Starkville

MEDIA INFORMATION

Softball Contact: Malcolm Butler
Office Phone: 318-257-3144
Office Fax: 318-257-3757
E-Mail: mbutler@latech.edu
Press Box Phone: 318-614-4513
Website: www.latechsports.com

SOUTHERN MISSISSIPPI

March 18 • 6 p.m. • Hattiesburg, Miss.
April 23 • 6:30 p.m. • Starkville, Miss.

UNIVERSITY INFORMATION

Location: Hattiesburg, MS
Enrollment: 15,000
President/Chancellor: Dr. Martha D. Saunders
Nickname: Golden Eagles
Colors: Black & Gold
Conference: Conference USA
Field: Southern Miss Softball Complex
Capacity: 1,000

SOFTBALL INFORMATION

Head Coach: Howard Dobson
Alma Mater, Year: McNeese State, 1997
2007 Record: 18-38
2007 Conference Record: 8-14
2007 Final Ranking: NR
Starters Returning/Lost: 8/1
Letterwinners Returning/Lost: 14/2
Series Record: MSU leads 26-10
LM: MSU 10-6, 4-24-07 in Hattiesburg

MEDIA INFORMATION

Softball Contact: Jack Duggan
Office Phone: 601-266-4503
Office Fax: 601-266-4507
E-Mail: jack.duggan@usm.edu
Press Box Phone: 601-583-7345
Website: www.southernmiss.com

GEORGETOWN

March 29 • 6 p.m. • Starkville, Miss.
March 30 • 12 p.m. • Starkville, Miss.

UNIVERSITY INFORMATION

Location: Washington, D.C.
Enrollment: 13,652
President/Chancellor: John J. DeGioia
Nickname: Hoyas
Colors: Blue & Gray
Conference: Independent
Field: Guy Mason Field
Capacity: 200

SOFTBALL INFORMATION

Head Coach: Pat Conlan
Alma Mater, Year: Connecticut, 1993
2007 Record: 12-41
2007 Conference Record: N/A
2007 Final Ranking: NR
Starters Returning/Lost: 8/1
Letterwinners Returning/Lost: 12/3
Series Record: First Meeting
LM: First Meeting

MEDIA INFORMATION

Softball Contact: Ryan A. Sakamoto
Office Phone: 202-687-5241
Office Fax: 202-687-2491
E-Mail: ras228@georgetown.edu
Press Box Phone: 301-758-5454
Website: www.guhoyas.com

AUBURN

March 11 • 5 p.m. • Auburn, Ala. (DH)
March 12 • 4 p.m. • Auburn, Ala.

UNIVERSITY INFORMATION

Location: Auburn, AL
Enrollment: 23,333
President/Chancellor: Dr. Jay Gogue
Nickname: Tigers
Colors: Burnt Orange & Navy Blue
Conference: Southeastern
Field: Jane B. Moore
Capacity: 1,500

SOFTBALL INFORMATION

Head Coach: Tina Deese
Alma Mater, Year: Florida State, 1986
2007 Record: 26-30
2007 Conference Record: 10-18
2007 Final Ranking: NR
Starters Returning/Lost: 4/5 Position, 2/1 Pitchers
Letterwinners Returning/Lost: 11/6
Series Record: Mississippi State leads 22-16
LM: Auburn 2-1, 3-25-07 in Starkville

MEDIA INFORMATION

Softball Contact: Bob Grant
Office Phone: 334-844-9810
Office Fax: 334-844-9807
E-Mail: grantrs@auburn.edu
Press Box Phone: 334-844-5232
Website: www.auburntigers.com

2008 OPPONENTS



ALABAMA

March 15 • 1 p.m. • Starkville, Miss. (DH)
March 16 • 1 p.m. • Starkville, Miss.

UNIVERSITY INFORMATION

Location: Tuscaloosa, AL
Enrollment: 23,878
President/Chancellor: Dr. Robert E. Witt
Nickname: Crimson Tide
Colors: Crimson & White
Conference: Southeastern
Field: Alabama Softball Complex
Capacity: 1,595

SOFTBALL INFORMATION

Head Coach: Patrick Murphy
Alma Mater, Year: Northern Iowa, 1988
2007 Record: 55-10
2007 Conference Record: 21-6
2007 Final Ranking: NFCA: 9, USA Softball: 11
Starters Returning/Lost: 9/2
Letterwinners Returning/Lost: 13/5
Series Record: Alabama leads 32-7
LM: Alabama 8-0 (6), 3-11-07 in Tuscaloosa

MEDIA INFORMATION

Softball Contact: Corey Hoodjer
Office Phone: 205-348-7496
Office Fax: 205-348-8841
E-Mail: chooodjer@ia.ua.edu
Press Box Phone: 205-348-0909
Website: www.rolltide.com

MISSISSIPPI

March 21 • 3 p.m. • Oxford, Miss. (DH)
March 22 • 1 p.m. • Oxford, Miss.
April 8 • 6:30 p.m. • Ridgeland, Miss.

UNIVERSITY INFORMATION

Location: Oxford, MS
Enrollment: 17,325
President/Chancellor: Dr. Robert C. Khayat
Nickname: Rebels
Colors: Cardinal Red & Navy Blue
Conference: Southeastern
Field: Ole Miss Softball Complex
Capacity: 1,000

SOFTBALL INFORMATION

Head Coach: Missy Dickerson
Alma Mater, Year: UCLA, 1992
2007 Record: 24-35
2007 Conference Record: 11-17
2007 Final Ranking: NR
Starters Returning/Lost: 7/2 Position; 2/1 Pitchers
Letterwinners Returning/Lost: 13/4
Series Record: Mississippi State leads 23-15
LM: MSU 8-0, 4-7-07 in Starkville

MEDIA INFORMATION

Softball Contact: Daniel Snowden
Office Phone: 662-915-7522
Office Fax: 662-915-7006
E-Mail: desnowde@olemiss.edu
Press Box Phone: 662-915-7851
Website: www.OleMissSports.com

LSU

March 26 • 4 p.m. • Baton Rouge, La. (DH)

UNIVERSITY INFORMATION

Location: Baton Rouge, LA
Enrollment: 29,317
President/Chancellor: Dr. John V. Lombardi
Nickname: Tigers
Colors: Purple & Gold
Conference: Southeastern
Field: Tiger Park
Capacity: 1,000

SOFTBALL INFORMATION

Head Coach: Yvette Girouard
Alma Mater, Year: UL-Lafayette, 1976
2007 Record: 55-12
2007 Conference Record: 22-6
2007 Final Ranking: NFCA: 10
Starters Returning/Lost: 6/4 Position; 3/1 Pitchers
Letterwinners Returning/Lost: 11/6
Series Record: LSU leads 35-5
LM: LSU 4-3 (9), 4-14-07 in Starkville

MEDIA INFORMATION

Softball Contact: Melissa Foley
Office Phone: 225-578-1869
Office Fax: 225-578-1861
E-Mail: mfoley@lsu.edu
Press Box Phone: 225-578-0155
Website: www.lsusports.net

KENTUCKY

April 3 • 4 p.m. • Starkville, Miss. (DH)

UNIVERSITY INFORMATION

Location: Lexington, KY
Enrollment: 27,000
President/Chancellor: Dr. Lee T. Todd, Jr.
Nickname: Wildcats
Colors: Blue & White
Conference: Southeastern
Field: UK Softball Complex
Capacity: 500

SOFTBALL INFORMATION

Head Coach: Rachel Lawson
Alma Mater, Year: UMass, 1994
2007 Record: 20-31
2007 Conference Record: 4-24
2007 Final Ranking: NR
Starters Returning/Lost: 3/6
Letterwinners Returning/Lost: 12/8
Series Record: Mississippi State leads 21-8
LM: MSU 9-7, 3-13-07 in Lexington

MEDIA INFORMATION

Softball Contact: Deb Moore
Office Phone: 859-257-8506
Office Fax:
E-Mail: deb.moore@uky.edu
Press Box Phone: 859.257.9403
Website: www.ukathletics.com

FLORIDA

April 5 • 1 p.m. • Starkville, Miss. (DH)
April 6 • 1 p.m. • Starkville, Miss.

UNIVERSITY INFORMATION

Location: Gainesville, FL
Enrollment: 51,520
President/Chancellor: Dr. J. Bernard Machen
Nickname: Gators
Colors: Orange & Blue
Conference: Southeastern
Field: Katie Seashole Pressley Stadium
Capacity: 1,200

SOFTBALL INFORMATION

Head Coach: Tim Walton
Alma Mater, Year: Oklahoma, 1996
2007 Record: 50-22
2007 Conference Record: 17-11
2007 Final Ranking: NFCA: 14, USA Softball: 15
Starters Returning/Lost: 8/4
Letterwinners Returning/Lost: 1/4
Series Record: Mississippi State leads 17-15
LM: Florida 3-0, 5-10-07 in Auburn, Ala.

MEDIA INFORMATION

Softball Contact: Heidi Johnson
Office Phone: 352-375-4683
Office Fax: 352-375-4809
E-Mail: heidi@gators.uua.ufl.edu
Press Box Phone: 352.379.3066
Website: www.gatorzone.com

SOUTH CAROLINA

April 12 • 1 p.m. • Columbia, S.C. (DH)
April 13 • 1 p.m. • Columbia, S.C.

UNIVERSITY INFORMATION

Location: Columbia, SC
Enrollment: 27,065
President/Chancellor: Dr. Andrew Sorensen
Nickname: Gamecocks
Colors: Garnet & Black
Conference: Southeastern
Field: Beckham Field
Capacity: 1,500

SOFTBALL INFORMATION

Head Coach: Joyce Compton
Alma Mater, Year: Trenton State, 1972
2007 Record: 38-26
2007 Conference Record: 12-16
2007 Final Ranking: NFCA: 21
Starters Returning/Lost: 10/2 Position; 2/0 Pitchers
Letterwinners Returning/Lost: 12/3
Series Record: South Carolina leads 21-15
LM: MSU 8-7 (8), 4-1-07 in Starkville

MEDIA INFORMATION

Softball Contact: Koby Padgett
Office Phone: 803-777-8017
Office Fax: 803-777-2967
E-Mail: kpadgett@sc.edu
Press Box Phone: 803-777-8428
Website: www.gamecocksonline.com



2008 OPPONENTS

GEORGIA

April 19 • 1 p.m. • Starkville, Miss. (DH)
April 20 • 1 p.m. • Starkville, Miss.

UNIVERSITY INFORMATION

Location: Athens, GA
Enrollment: 33,831
President/Chancellor: Dr. Michael Adams
Nickname: Bulldogs
Colors: Red & Black
Conference: Southeastern
Field: UGA Softball/Soccer Complex
Capacity: 1,400

SOFTBALL INFORMATION

Head Coach: Lu Harris-Champer
Alma Mater, Year: Western Illinois, 1989
2007 Record: 46-28
2007 Conference Record: 13-15
2007 Final Ranking: NR
Starters Returning/Lost: 5/8 Position, 3/1 Pitchers
Letterwinners Returning/Lost: 8/9
Series Record: Mississippi State leads 18-16
LM: MSU 12-5, 4-22-07 in Athens

MEDIA INFORMATION

Softball Contact: Tanner Tedeschi
Office Phone: 706-542-7965
Office Fax: 706-542-7993
E-Mail: tannert@sports.uga.edu
Press Box Phone: 706.425.3359
Website: www.georgiadogs.com

TENNESSEE

April 26 • 1 p.m. • Starkville, Miss. (DH)
April 27 • 1 p.m. • Starkville, Miss.

UNIVERSITY INFORMATION

Location: Knoxville, TN
Enrollment: 26,560
President/Chancellor: Dr. John Petersen
Nickname: Lady Volunteers
Colors: Orange & White
Conference: Southeastern
Field: Sherri Parker Lee Softball Stadium
Capacity: 1,614

SOFTBALL INFORMATION

Head Coach: Ralph & Karen Weekly
Alma Mater, Year: Ralph: Arizona State, 1973,
Karen: Pacific Lutheran, 1986
2007 Record: 63-8
2007 Conference Record: 23-4
2007 Final Ranking: 2nd
Starters Returning/Lost: 5/4 Position, 2/1 Pitchers
Letterwinners Returning/Lost: 12/6
Series Record: Tennessee leads 21-10
LM: Tennessee 5-1, 3-18-07 in Knoxville

MEDIA INFORMATION

Softball Contact: Brian Davis
Office Phone: 865-974-7478
Office Fax: 865-974-8875
E-Mail: bdavis16@utk.edu
Press Box Phone: 865.673.6693
Website: www.utladyvols.com

ARKANSAS

May 3 • 1 p.m. • Fayetteville, Ark. (DH)
May 4 • 1 p.m. • Fayetteville, Ark.

UNIVERSITY INFORMATION

Location: Fayetteville, AR
Enrollment: 18,647
President/Chancellor: Dr. John A. White
Nickname: Lady Razorbacks
Colors: Cardinal & White
Conference: Southeastern
Field: Lady 'Back Yard
Capacity: 2,000

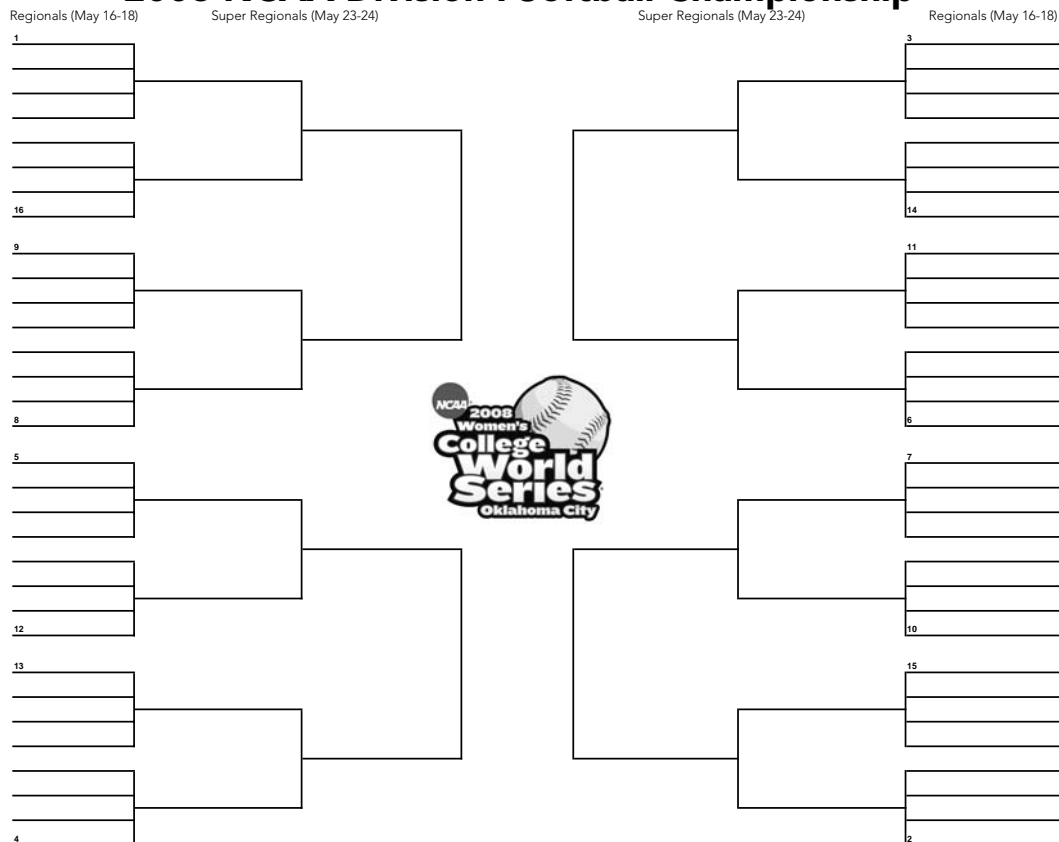
SOFTBALL INFORMATION

Head Coach: Jamie Pinkerton
Alma Mater, Year: Tulsa, 1997
2007 Record: 21-43
2007 Conference Record: 6-22
2007 Final Ranking: NR
Starters Returning/Lost: 9/1 Position, 3/0 Pitchers
Letterwinners Returning/Lost: 15/2
Series Record: Mississippi State leads 25-15
LM: MSU 8-0 (5), 5-5-07 in Starkville

MEDIA INFORMATION

Softball Contact: Deanna Werner
Office Phone: 479-575-5786
Office Fax: 479-575-7410
E-Mail: dwerner@uark.edu
Press Box Phone: 479-575-5193
Website: www.ladybacks.com

2008 NCAA Division I Softball Championship



WESTERN DIVISION



EASTERN DIVISION



In only its 12th year of existence, Southeastern Conference softball continues to grow as a national force in collegiate softball.

The Southeastern Conference qualified seven teams for the 2007 NCAA Tournament - Alabama, Florida, Georgia, LSU, Mississippi State, South Carolina and Tennessee as the conference made its 10th overall, fifth consecutive, Women's College World Series appearance.


A record five teams advanced to the Super Regional rounds and Tennessee led the charge all the way to the Championship series of the World Series. History was made as the Lady Vols became the first SEC team to advance to the Championship Series and was part of the most-viewed WCWS game on TV. As the runners-up, Tennessee finished the season ranked No. 2, the highest ever by an SEC team.

Tennessee was the SEC Regular Season Champion as LSU claimed the SEC Tournament Championship. The Lady Vols' Ralph and Karen Weekly were named SEC Co-Coach of the Year, while India Chiles earned SEC Player of the Year honors. Four-time All-American Monica Abbott of Tennessee earned SEC Pitcher of the Year, while teammate Lindsay Schutzler earned SEC Scholar-Athlete of the Year honors. Mississippi State's Chelsea Bramlett was tabbed SEC Freshman of the Year.

With seven teams, the SEC trailed only the PAC-10, with eight, that advanced to the 2007 NCAA Tournament.

Softball came under the auspices of the Southeastern Conference in the 1996-97 season. Since that time, nine different conference teams have

made appearances in the NCAA Championship, including four teams earning Women's College World Series berths - one by South Carolina in the inaugural season, Alabama in 2000 and 2005, LSU in 2001 and 2004 and Tennessee in 2005, 2006 and 2007.



MIKE SLIVE,
SEC COMMISSIONER

Eight teams (Alabama, Auburn, Florida, Georgia, LSU, Mississippi State, South Carolina and Tennessee) have made Top 25 appearances and four teams have climbed into the Top 10 (Alabama, Georgia, LSU and Tennessee) of the NFCA/USA Today Poll. At least one SEC team has been ranked in the poll

each week since the inception of SEC Softball. In 1999 alone, SEC teams made 29 appearances in the poll.

South Carolina is the flagship team of the league with a rich history in softball dating back 33 seasons. The Gamecocks have made 15 NCAA Regional and three Women's College World Series appearances.

Mississippi State played softball for five seasons during the 1980's before resuming the sport when it was added to the SEC. Tennessee added softball in 1995-96, one year before its inception in the SEC. Alabama, Arkansas, Auburn, Florida, Georgia, Kentucky, LSU and Ole Miss began softball programs in 1996-97 to give the league 11 representatives (Vanderbilt does not sponsor softball).

The 1999 season was the first in which the conference was eligible for an automatic berth to the NCAA Championships.

As the sport continues to grow in competitiveness and popularity, the SEC has had five different regular season champions and four different conference tournament champions.

SEC SOFTBALL NOTEBOOK

- 55 NCAA Regional Appearances.
- Ten Women's College World Series Appearances.
- 145 NCAA Wins (includes Regional, Super Regional and WCWS).
- A league record five teams advanced to the NCAA Super Regional rounds in 2007
- Nine different SEC teams have played in the NCAA Softball Championships.
- SEC Teams have been ranked in every NFCA/USA Today poll since the inception of SEC softball.
- SEC teams have made 111 Top 10 appearances in the NFCA/USA Today poll.
- SEC Teams have won 555 games over Top 25 opponents in the past seven years.
- The SEC has made 44 appearances on FOX Sports Net South, including the last eight SEC Tournament Championship Games.
- Game three of the WCWS Championship finals between Tennessee and Arizona was the most watched WCWS game on TV in NCAA history. With more than 1.6 million households, and a 1.8 rating, it marks the most-viewed NCAA WCWS game on ESPN or ESPN2.
- 2007 marks the first time that three SEC Teams have been ranked in the top six heading into the NCAA Tournament.
- Tennessee's No. 2 ranking in the final USA Today/NFCA Coaches Poll is the highest finish by any SEC school. Prior to the 2007 season, the highest ranking any SEC team has been in the final USA Today/NFCA Coaches Poll is third. LSU tied for third in 2001, and was ranked third in 2004. In 2005, Tennessee finished the season with a No. 3 ranking.
- The SEC has had three teams finish the season ranked in the Top 10 twice. In 2007, Tennessee finished No. 2, Alabama was No. 9 and LSU was No. 10. In 2005 Tennessee finished the season with a No. 3 ranking, Alabama was No. 7 and Georgia was No. 9.





SEC COMPOSITE SCHEDULE

February

8	Alabama hosts Hampton Inn Bama Bash	TBA	Tennessee at USF Best Western Tourn.	8:30 am	Georgia hosts Georgia SB Classic	11 am	Georgia hosts Georgia Spring Fling	3 pm				
	Arkansas at Century Bank Classic	Noon	19	LSU hosts Southeastern Louisiana	6 pm	Kentucky at Frost Classic	1:15 pm	Ole Miss hosts Mississippi State*	6 pm			
	Florida at USF Wilson Tourn.	5 pm				LSU hosts Easton Purple and Gold Challenge	TBA					
	Georgia hosts Red & Black Showcase	3 pm	20	Auburn at South Alabama	6 pm	Ole Miss hosts Red and Blue Classic	TBA	22	Alabama at Kentucky* (2)	Noon		
	Ole Miss at Owl Classic	TBA		Florida hosts Hofstra	4 pm	Mississippi State at Leadoff Classic	11:30 am		Arkansas hosts Tennessee*	1 pm		
	Mississippi State at Palm Springs Classic	2:30 pm				South Carolina hosts Carolina Classic	11 am		Auburn at LSU*	1 pm		
	South Carolina at FAU Kick-Off Classic	3 pm	21	Arkansas hosts northern Colorado	3 pm	Tennessee at Leadoff Classic	9 am		Florida hosts Longwood (2)	11 am		
	Tennessee at Cathedral City Kickoff	7:30 pm		Tennessee hosts Tennessee Classic	4 pm				Georgia hosts Georgia Spring Fling	1 pm		
9	Alabama hosts Hampton Inn Bama Bash	TBA				Mississippi State hosts UAB	6 pm	23	Ole Miss hosts Mississippi State*# (2)	1 pm		
	Arkansas at Century Bank Classic	3 pm	22	Alabama at FIU Fun in the Sun	TBA	South Carolina at North Carolina	3 pm		Georgia hosts Georgia Spring Fling	11 am		
	Florida at USF Wilson Tourn.	1 pm		Arkansas hosts	1:30 pm			25	Alabama hosts UAB	6:30 pm		
	Georgia hosts Red & Black Showcase	1 pm		Clarion Inn-Lady 'Back Invite		Auburn at Samford	6:30 pm		Auburn at Mercer (2)	3 pm		
	Kentucky at Chattanooga Shootout	9:30 am		Florida hosts Aquafina Invitational		Georgia hosts Furman (2)	3:5 pm		Florida hosts Longwood	10am		
	Ole Miss at Owl Classic	TBA		Georgia at Palm Springs Classic	2:30 pm	LSU at Nicholls State	4 pm		Tennessee hosts Lipscomb (2)	4 pm		
	Mississippi State at Palm Springs Classic	1:30 pm		LSU at Palm Springs Classic	12:30 pm	Tennessee hosts Tennessee Tech	5 pm	26	Arkansas hosts Oklahoma State	5 pm		
	South Carolina at FAU Kick-Off Classic	10 am		Ole Miss at Red and Black Classic	TBA				Arkansas hosts Tulsa	7 pm		
	Tennessee at Cathedral City Kickoff	2:30 pm		Mississippi State at Mercer Tournament	9 am	6	Alabama at UAB	6:30 pm	Florida hosts South Carolina* (2)	2 pm		
10	Alabama hosts Hampton Inn Bama Bash	TBA		South Carolina at	8:30 am		Florida hosts UCF	5 pm	Georgia at Ole Miss* (2)	4 pm		
	Arkansas at Century Bank Classic	2 pm		USF Louisville Slugger Tourn.		7			Kentucky at Louisville	4 pm		
	Florida at USF Wilson Tourn.	1 pm		Tennessee hosts Tennessee Classic	4 pm		Auburn hosts War Eagle Classic	12:30 pm	LSU hosts Mississippi State* (2)	4 pm		
	Georgia hosts Red & Black Showcase	1 pm					Mississippi State hosts Bulldog Classic	2 pm				
	Kentucky at Chattanooga Shootout	9:30 am	23	Alabama at FIU Fun in the Sun	TBA	8			29	Alabama hosts Ole Miss* (2)	1 pm	
	Ole Miss at Owl Classic	TBA		Arkansas hosts	1:30 pm		Alabama hosts Tennessee* (2)	1/3 pm		Arkansas at Georgia* (2)	Noon	
	Mississippi State at Palm Springs Classic	11 am		Clarion Inn-Lady 'Back Invite			Arkansas at South Carolina* (2)	Noon/2 pm		Auburn hosts Tennessee* (2)	4 pm	
	South Carolina at FAU Kick-Off Classic	11:30 am		Auburn at UCF Tournament			Florida hosts Ole Miss* (2)	Noon/2:30 pm		Florida hosts LSU* (2)	Noon	
13	Alabama hosts McNeese State	5 pm		Florida hosts Aquafina Invitational	11:15 am		Georgia at LSU* (2)	1/3 pm		Kentucky hosts South Carolina* (2)	Noon	
	Florida hosts Mercer (2)	3:50 pm		Georgia at Palm Springs Classic	7:30 pm		Kentucky hosts Frostbite Classic III	12:30 pm		Mississippi State hosts Bully Bash	4 pm	
	Ole Miss hosts Alcorn State (2)	2/4 pm		Kentucky hosts Toledo (2)	Noon/2 pm		Mississippi State hosts Bulldog Classic	2 pm	30	Alabama hosts Ole Miss*	1:30 pm	
	Mississippi State hosts Miss. Valley State	3 pm		LSU at Palm Springs Classic	12:30 pm	9	Alabama hosts Tennessee*	1:30 pm		Arkansas at Georgia*	1 pm	
	South Carolina hosts Western Carolina	3 pm		Ole Miss at Red and Black Classic	TBA		Arkansas at South Carolina*	Noon		Auburn hosts Tennessee*	1 pm	
14	Alabama hosts Georgia Tech	7 pm		Mississippi State at Mercer Tournament	11 am		Auburn hosts War Eagle Classic	TBA		Florida hosts LSU*	Noon	
	Kentucky at Paradise Classic	10 pm		South Carolina at	8:30 am		Florida hosts Ole Miss*	Noon		Georgia hosts Arkansas*	1 pm	
15	Alabama hosts Hampton Inn	TBA		USF Louisville Slugger Tourn.	1:30 pm		Georgia at LSU*	1 pm		Kentucky hosts South Carolina*	Noon	
	Crimson Classic			Tennessee hosts Tennessee Classic			Kentucky hosts Frostbite Classic III	11:30 am		Mississippi State hosts Bully Bash	Noon	
	Arkansas vs. Tennessee Tech	11 am	24	Alabama at FIU Fun in the Sun	TBA		Mississippi State hosts Bulldog Classic	2 pm	April			
	Arkansas vs. Northern Iowa	1 pm		Arkansas hosts Clarion Inn-	TBA	11			1	Kentucky vs. Indiana (2)	3 pm	
	Arkansas vs. Drake	7:30 pm		Lady 'Back Invite			Auburn hosts Mississippi State* (2)	5/7 pm		Mississippi State at Miss. Valley State	6 pm	
	Auburn hosts Tiger Invitational	3 pm		Auburn at UCF Tournament			Georgia hosts North Florida in	1 pm		Tennessee hosts ETSU (2)	4 pm	
	Florida hosts	3 pm		Florida hosts Aquafina Invitational			Bulldog Invite		2	Alabama at Samford	6:30 pm	
	Cox Communications Classic	3 pm		Georgia at Palm Springs Classic	11 am		Georgia hosts East Carolina in	3 pm		Arkansas vs. Louisiana-Monroe	5:30 pm	
	Georgia at Fun & Sun Classic			Kentucky hosts Toledo	Noon		Bulldog Invite			Florida hosts USF (2)	3 pm	
	Kentucky at Paradise Classic	11:30 am		LSU at Palm Springs Classic	11 am		LSU hosts Troy	6 pm		LSU hosts McNeese State	6 pm	
	LSU hosts Easton Tiger Classic	5 pm		Ole Miss at Red and Black Classic	TBA		Ole Miss hosts South Alabama	3 pm		South Carolina at Winthrop	6 pm	
	Mississippi State hosts	3:30 pm		Mississippi State at Mercer Tournament	TBA	12						
	Bulldog Round Robin	2 pm		South Carolina at	10:30 am		Alabama hosts Florida* (2)	5 pm				
	South Carolina at	1:15 pm		USF Louisville Slugger Tourn.	1 pm		Arkansas hosts Indiana State (2)	3/5 pm				
	Louisville Slugger Desert Classic			Tennessee hosts Tennessee Classic			Auburn hosts Mississippi State*	4 pm				
16	Alabama hosts Hampton Inn	TBA		26	Auburn at Alabama A&M (2)	1 pm	Ole Miss at Southern Miss	5:30 pm	3	Kentucky at Mississippi State (2)	4 pm	
	Crimson Classic				Mississippi State at UAB	6 pm	Tennessee hosts Tennessee State (2)	4/6 pm				
	Arkansas vs. Western Illinois	1 pm		27	Florida at Long Beach State	4 pm			4	Arkansas hosts Texas A&M-Corpus Christi	6 pm	
	Auburn hosts Tiger Invitational	10 am			LSU hosts Louisiana-Monroe	6 pm	14	Arkansas hosts Florida* (2)	3/5 pm			
	Florida hosts	12:30 pm			Tennessee hosts Liberty (2)	4/6 pm		LSU at USF Under Armour Classic	10 am			
	Cox Communications Classic			29	Alabama at Washington Husky Classic	TBA	15	Alabama at Mississippi State* (2)	1/3 pm			
	Georgia at Fun & Sun Classic	9 am			Arkansas hosts Florida*	Noon		Arkansas hosts Florida*	Noon			
	Kentucky at Paradise Classic	TBA			Auburn at NFCA Leadoff Classic	2 pm		Auburn at Ole Miss* (2)	1/3 pm			
	LSU hosts Easton Tiger Classic	1:30 pm			Florida at Worth Invitational	TBA		Georgia hosts South Carolina* (2)	Noon/2 pm			
	Ole Miss at USF Best	TBA			Georgia hosts Georgia SB Classic	11 am		Kentucky at Tennessee* (2)	Noon/2 pm			
	Western Tournament				LSU hosts Easton Purple	11 am		LSU USF Under Armour Classic	Noon			
	Mississippi State hosts	2 pm			and Gold Challenge	3 pm	16			6	Alabama hosts LSU*	1:30 pm
	Bulldog Round Robin				Ole Miss hosts Red and Blue Classic	3:30 pm		Alabama at Mississippi State*	1 p.m. (CT)			
	South Carolina at	11 am			Mississippi State at Leadoff Classic	10 am		Auburn at Ole Miss*	1 p.m. (CT)			
	Louisville Slugger Desert Classic				Tennessee at Leadoff Classic	12:30 pm		Georgia hosts South Carolina*	2 p.m. (ET)			
	Tennessee at USF Best Western Tourn.							Kentucky at Tennessee*	1 p.m. (ET)			
17	Alabama hosts Hampton Inn	TBA						LSU at USF Under Armour Classic	TBA			
	Crimson Classic											
	Arkansas vs. Iowa	9 am										
	Arkansas vs. Minnesota	11 am										
	Auburn hosts Tiger Invitational	3 pm										
	Florida hosts	10:15 am										
	Cox Communications Classic											
	Georgia at Fun & Sun Classic	8 am										
	Kentucky at Paradise Classic	TBA										
	LSU hosts Easton Tiger Classic	TBA										
	Ole Miss at USF Best Western	TBA										
	Tournament											
	Mississippi State hosts Bulldog	Noon										
	Round Robin											
	South Carolina at Louisville Slugger	11 am										
	Classic											
	Tennessee at USF Best Western Tourn.	10:30 am										
18	Alabama hosts Hampton Inn	TBA										
	Crimson Classic											
	Arkansas vs. Iowa	9 am										
	Arkansas vs. Minnesota	11 am										
	Auburn hosts Tiger Invitational	3 pm										
	Florida hosts	10:15 am										
	Cox Communications Classic											
	Georgia at Fun & Sun Classic	8 am										
	Kentucky at Paradise Classic	TBA										
	LSU hosts Easton Tiger Classic	TBA										
	Ole Miss at USF Best Western	TBA										
	Tournament											
	Mississippi State hosts Bulldog	Noon										
	Round Robin											
	South Carolina at Louisville Slugger	11 am										
	Classic											
	Tennessee at USF Best Western Tourn.	10:30 am										
19	Alabama hosts Hampton Inn	TBA										
	Crimson Classic											
	Arkansas vs. Iowa	9 am										
	Arkansas vs. Minnesota	11 am										
	Auburn hosts Tiger Invitational	3 pm										
	Florida hosts	10:15 am										
	Cox Communications Classic											
	Georgia at Fun & Sun Classic	8 am										
	Kentucky at Paradise Classic	TBA										
	LSU hosts Easton Tiger Classic	TBA										
	Ole Miss at USF Best Western	TBA										
	Tournament											
	Mississippi State hosts Bulldog	Noon										
	Round Robin											
	South Carolina at Louisville Slugger	11 am										
	Classic											
	Tennessee at USF Best Western Tourn.	10:30 am										
20	Alabama hosts Hampton Inn	TBA										
	Crimson Classic											
	Arkansas vs. Iowa	9 am										
	Arkansas vs. Minnesota	11 am										
	Auburn hosts Tiger Invitational	3 pm										
	Florida hosts	10:15 am										
	Cox Communications Classic											
	Georgia at Fun & Sun Classic	8 am										
	Kentucky at Paradise Classic	TBA										
	LSU hosts Easton Tiger Classic	TBA										
	Ole Miss at USF Best Western	TBA										
	Tournament											
	Mississippi State hosts Bulldog	Noon										
	Round Robin											
	South Carolina at Louisville Slugger	11 am										
	Classic											
	Tennessee at USF Best Western Tourn.	10:30 am										
21	Alabama hosts Hampton Inn	TBA										
	Crimson Classic											
	Arkansas vs. Iowa	9 am										
	Arkansas vs. Minnesota	11 am										
	Auburn hosts Tiger Invitational	3 pm										
	Florida hosts	10:15 am										
	Cox Communications Classic											
	Georgia at Fun & Sun Classic	8 am										
	Kentucky at Paradise Classic	TBA										
	LSU hosts Easton Tiger Classic	TBA										
	Ole Miss at USF Best Western	TBA										
	Tournament											
	Mississippi State hosts Bulldog	Noon										
	Round Robin											
	South Carolina at Louisville Slugger	11 am										
	Classic											
	Tennessee at USF Best Western Tourn.	10:30 am										
22	Alabama hosts Hampton Inn	TBA										
	Crimson Classic											
	Arkansas vs. Iowa	9 am										
	Arkansas vs. Minnesota	11 am										
	Auburn hosts Tiger Invitational	3 pm										
	Florida hosts	10:15 am										
	Cox Communications Classic											
	Georgia at Fun & Sun Classic	8 am										
	Kentucky at Paradise Classic	TBA										
	LSU hosts Easton Tiger Classic	TBA										
	Ole Miss at USF Best Western	TBA										
	Tournament											
	Mississippi State hosts Bulldog	Noon										
	Round Robin											
	South Carolina at Louisville Slugger	11 am										
	Classic											
	Tennessee at USF Best Western Tourn.	10:30 am										
23	Alabama hosts Hampton Inn	TBA										
	Crimson Classic											
	Arkansas vs. Iowa	9 am										
	Arkansas vs. Minnesota	11 am										

SEC COMPOSITE SCHEDULE/TOURNAMENT



Mississippi State at South Carolina* (2) Noon
Tennessee hosts Team USA TBA

13
Alabama at Auburn* 1 pm
Arkansas at Kentucky* Noon
Florida at Georgia* Noon
LSU hosts Ole Miss* 1 pm
Mississippi State at South Carolina* Noon

15
Alabama vs. USA Olympic Team TBA

16
Auburn at Georgia* (2) 3 pm
Florida at Florida State (2) 3 pm
Kentucky at Ohio State (2) 4 pm
LSU hosts Nicholls State 6 pm
Ole Miss at Tennessee* (2) 2 pm

17
Alabama at Arkansas* 5 pm
Mississippi State vs. Team USA 6:30 pm

19
Alabama hosts South Carolina* (2) 1 pm
Arkansas hosts Ole Miss* (2) 1 pm
Florida hosts Kentucky* (2) Noon
Georgia at Mississippi State* (2) 1 pm
LSU at Tennessee* (2) Noon

20
Alabama hosts South Carolina* 1:30 pm
Alabama hosts Ole Miss* Noon
Florida hosts Kentucky* Noon
Georgia at Mississippi State* 1 pm
LSU at Tennessee*# Noon

22
Florida hosts Jacksonville (2) 4 pm
Tennessee hosts Austin Peay (2) 4 pm

23
Alabama hosts Samford 6:30 pm
Auburn hosts Troy 6 pm
Georgia hosts Mercer (2) 3 pm
Kentucky hosts Eastern Kentucky 4 pm
LSU at Louisiana-Monroe 6 pm
Mississippi State hosts Southern Miss 6:30 pm

26
Arkansas at LSU* (2) 1 pm
Auburn at Florida* (2) Noon
Georgia at Kentucky* (2) Noon
Ole Miss hosts South Carolina* (2) 1 pm
Mississippi State hosts Tennessee* (2) 1 pm

27
Arkansas at LSU* 1 pm
Auburn at Florida* Noon
Georgia at Kentucky* Noon
Ole Miss hosts South Carolina* 1 pm
Mississippi State hosts Tennessee* 1 pm

29
Alabama at DePaul Round Robin 1 pm
Alabama DePaul Round Robin 3 pm
Arkansas at Missouri State (2) 3 pm

30
LSU at Southeastern Louisiana 6 pm

May

3
Alabama at Georgia* (2) Noon
Arkansas hosts Mississippi State* (2) 1 pm
Auburn hosts Kentucky* (2) 1 pm
Florida at Tennessee* (2) Noon
LSU at South Carolina* (2) Noon

4
Alabama at Georgia*# 1 pm
Arkansas hosts Mississippi State* 1 pm
Auburn hosts Kentucky* 1 pm
Florida at Tennessee* Noon
LSU at South Carolina* Noon

8-10
SEC Tournament (Baton Rouge, La.) TBA

16-18
NCAA Regionals TBA

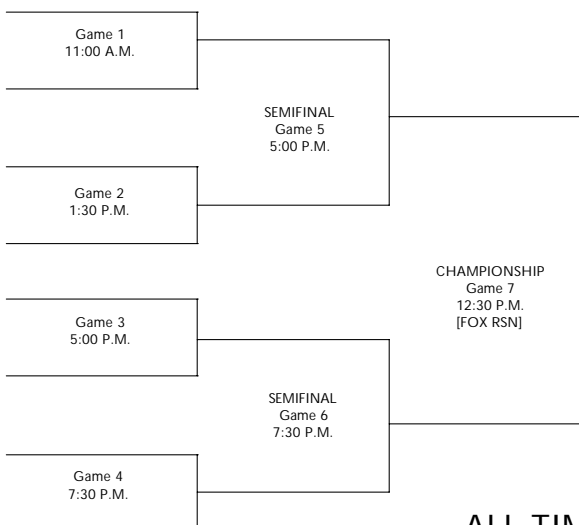
23-24
NCAA Super Regionals TBA

29-June 4
NCAA College World Series TBA

* - Denotes SEC Game
- FOX RSN TV Game
(2) - Denotes Doubleheader
— All Times Central

2008 Southeastern Conference Tournament May 8-10 • Baton Rouge, LA

Thursday, May 8 Friday, May 9 Saturday, May 10



SEC Tournament Champion
NCAA Tournament Automatic Qualifier



ALL TIMES CENTRAL

Seeding for the tournament will be as follows: The tournament will be seeded 1-8, regardless of division, based on conference winning percentage. The bracket is subject to change based on the seed of the host school.

All-Time SEC Tournament Results

1997

COLUMBUS, GA. (SOUTH COMMONS STADIUM)
DAY 1: [5] Florida 6, Alabama 2; [6] Auburn 2, [3] Tennessee 0; [1] South Carolina 6, Florida 1; Auburn 4 [2] LSU 2. **DAY 2:** Florida 2, Tennessee 1; LSU 4, Alabama 2; South Carolina 9, Auburn 0; Florida 4, LSU 3; Florida 7, Auburn 5. **DAY 3:** Finals - South Carolina 6, Florida 0.

1998

COLUMBUS, GA. (SOUTH COMMONS STADIUM)
DAY 1: [3] Alabama 2, [6] Tennessee 1; [2] LSU 2, [7] Arkansas 1; [5] South Carolina 2, [4] Mississippi State 0; [1] Florida 3, [8] Georgia 1; Tennessee 2, Arkansas 1; Mississippi State 3, Georgia 2. **DAY 2:** Alabama 5, LSU 3 (10); Florida 1, South Carolina 0; LSU 8, Tennessee 1; Mississippi State 3, South Carolina 0; LSU 8, Alabama 4; Mississippi State 1, Florida 0. **DAY 3:** Alabama 8, LSU 1; Mississippi State 1, Florida 0. Finals - Alabama 5, Mississippi State 4 (9).

1999

COLUMBUS, GA. (SOUTH COMMONS STADIUM)
DAY 1: [6] Mississippi State 6, [3] Alabama 3; [2] Tennessee 11, [7] Florida 3; [5] Arkansas 4, [4] South Carolina 1; [1] LSU 8, [8] Georgia 0. **DAY 2:** Alabama 4, Florida 1; South Carolina 4, Georgia 0; Tennessee 4, Mississippi State 2; LSU 10, Arkansas 0. **DAY 3:** Arkansas 3, Alabama 2; Mississippi State 2, South Carolina 1; Arkansas 3, Tennessee 2; LSU 2, Mississippi State 0. **DAY 4:** Arkansas 3, Tennessee 1; Finals - LSU 4, Arkansas 3.

2000

COLUMBUS, GA. (SOUTH COMMONS STADIUM)
DAY 1: [3] Alabama 1, [6] Florida 0; [7] South Carolina 2, [2] Kentucky 1; [4] Arkansas 2, [5] Mississippi State 1; [1] LSU 8, [8] Auburn 0. **DAY 2:** Florida 2, Kentucky 0; Mississippi State 9, Auburn 3; South Carolina 4, Alabama 1; LSU 2, Arkansas 0. **DAY 3:** Arkansas 2, Florida 1; Alabama 4, Mississippi State 3; Arkansas 3, South Carolina 1; LSU 5, Alabama 2. **DAY 4:** South Carolina 2, Arkansas 1; Finals - LSU 1, South Carolina 0.

2001

CHATTANOOGA, TENN. (JIM FROST STADIUM)
DAY 1: [3] Alabama 2, [6] Arkansas 0; [2] South Carolina 5, [7] Kentucky 1; [4] Mississippi State 1, [5] Florida 0; [1] LSU 6, [8] Auburn 0. **DAY 2:** Arkansas 1, Kentucky 0; Auburn 4, Florida 1; South Carolina 2, Alabama 0; LSU 2, Mississippi State 1. **DAY 3:** Arkansas 7, Mississippi State 2; Auburn 5, Alabama 3; South Carolina 1, Arkansas 0; LSU 4, Auburn 1. **DAY 4:** Finals - LSU 1, South Carolina 0.

2002

CHATTANOOGA, TENN. (JIM FROST STADIUM)
DAY 1: [3] Alabama 2, [6] Arkansas 1; [2] South Carolina 11, [7] Mississippi State 5; [4] Georgia 4, [5] Auburn 3; [1] LSU 5, [8] Florida 0. **DAY 2:** Mississippi State 5, Arkansas 1; Auburn 7, Florida 1; South Carolina 6, Alabama 4; LSU 2, Georgia 1. **DAY 3:** Georgia 7, Mississippi State 1; Alabama 5, Auburn 4; Georgia 6, South Carolina 5; LSU 6, Alabama 2. **DAY 4:** Georgia 4, South Carolina 3. Finals - LSU 1, Georgia 0.

2003

PLANT CITY, FLA. (PLANT CITY STADIUM)
DAY 1: [3] LSU 1, [6] Tennessee 0 (9); [2] Alabama 4, [7] Auburn 0; [5] Florida 6, [4] South Carolina 2; [1] 3, [8] Mississippi State 0. **DAY 2:** Tennessee 4, Auburn 3 (9); South Carolina 2, Mississippi State 1; Alabama 2, LSU 1; Florida 1, Georgia 0. **DAY 3:** Tennessee 5, Georgia 3 (8); LSU 5, South Carolina 1; Alabama 3, Tennessee 2 (8); LSU 1, Florida 0. **DAY 4:** LSU 3, Florida 1; Finals - Alabama 3, LSU 1.

2004

TUSCALOOSA, ALA. (ALABAMA SOFTBALL COMPLEX)
DAY 1: [7] Mississippi State 8, [2] Tennessee 2; [3] Georgia 7, [6] Florida 1; [1] LSU 2, [8] South Carolina 0; [5] Alabama 7, [4] Auburn 1. **DAY 2:** Tennessee 7, Florida 5; Auburn 2, South Carolina 0; Georgia 11, Mississippi State 2 (5); LSU 2, Alabama 1. **DAY 3:** Tennessee 1, Alabama 0; Auburn 4, Mississippi State 3; Georgia 4, Tennessee 0 (10); Auburn 2, LSU 1. **DAY 4:** LSU 1, Auburn 0; Finals - LSU 4, Georgia 1.

2005

GAINESVILLE, FLA. (FLORIDA SOFTBALL FIELD)
DAY 1: [3] Auburn 8, South Carolina 0 (5); [2] Alabama 5, Mississippi State 0; [4] Tennessee 4, [5] Florida 0; [1] Georgia 2, [8] LSU 1. **DAY 2:** Mississippi State 4, South Carolina 1; LSU 9, Florida 0; Alabama 9, Auburn 5; Georgia 5, Tennessee 3. **DAY 3:** Tennessee 3, Mississippi State 0; Auburn 4, LSU 3; Tennessee 3, Alabama 1; Georgia 7, Auburn 3. **DAY 4:** Alabama 3, Tennessee 0; Finals - Alabama 2, Georgia 0.

2006

ATHENS, GA. (GEORGIA SOFTBALL STADIUM)
DAY 1: [4] Tennessee 6, [5] Florida 0; [1] Alabama 6, [8] Ole Miss 0; [2] Georgia 2, [7] Arkansas 0; [3] LSU 4, [6] Auburn 1. **DAY 2:** Tennessee 2, Alabama 1; LSU 5, Georgia 2. **DAY 3:** Finals - Tennessee 3, LSU 0.

2007

AUBURN, ALA. (JAMES B. MOORE FIELD)
DAY 1: [3] Alabama 3, [6] Georgia 2 (9 inn.); [2] LSU 2, [7] South Carolina 1 (10 inn.); [4] Florida 3, [5] Mississippi State 0; [1] Tennessee 6, [8] Ole Miss 0. **DAY 2:** [2] LSU 4, [3] Alabama 1; [4] Florida 1, [1] Tennessee 0. **DAY 3:** [2] LSU 1, [4] Florida 0 (9 inn.)



ALL-TIME SEC FINAL STANDINGS

1997

EASTERN DIVISION

Team	SEC	Overall
South Carolina*^!	25-1	63-5
Tennessee	20-7	45-22
Florida	16-8	42-25
Georgia	7-21	25-33
Kentucky	2-23	11-44

WESTERN DIVISION

Team	SEC	Overall
LSU^18-6	44-14	
Alabama	16-14	29-29
Auburn	15-15	34-35
Arkansas	12-16	16-42
Mississippi State	11-17	29-27
Mississippi	7-21	22-41

1998

EASTERN DIVISION

Team	SEC	Overall
Florida*^	23-5	47-22
South Carolina	15-11	36-21
Tennessee	13-15	37-31
Georgia	11-17	34-26
Kentucky	6-22	19-43

WESTERN DIVISION

Team	SEC	Overall
LSU^23-6	47-22	
Alabama!	19-7	49-18
Mississippi State	15-11	36-21
Arkansas	13-17	21-38
Mississippi	9-21	26-40
Auburn	6-21	16-40

1999

EASTERN DIVISION

Team	SEC	Overall
Tennessee^	17-11	44-27
South Carolina^	17-11	49-21
Florida	13-15	34-29
Georgia	11-17	28-31
Kentucky	6-22	23-44

WESTERN DIVISION

Team	SEC	Overall
LSU*^!	27-3	56-10
Alabama	19-11	39-26
Arkansas	17-13	46-29
Mississippi State	15-15	38-29
Auburn	11-19	27-32-1
Mississippi	7-23	25-36

2000

EASTERN DIVISION

Team	SEC	Overall
Kentucky^	15-13	36-29
Florida	13-14	46-30
South Carolina!	11-16	41-28
Georgia	9-19	28-33
Tennessee	5-22	29-34

WESTERN DIVISION

Team	SEC	Overall
LSU*^	26-4	59-13
Alabama	25-5	66-14
Arkansas	19-11	44-31
Mississippi State	17-13	44-27
Auburn	10-19	34-31
Mississippi	8-22	21-42

2001

EASTERN DIVISION

Team	SEC	Overall
South Carolina^	18-8	40-20-1
Florida	14-15	37-28
Kentucky	10-18	27-34
Georgia	9-18	33-26
Tennessee	9-20	24-35

WESTERN DIVISION

Team	SEC	Overall
LSU*^!	26-4	59-11
Alabama	24-6	50-11
Mississippi State	19-11	36-26
Arkansas	14-16	36-30
Auburn	10-20	31-32
Mississippi	5-22	18-40

2002

EASTERN DIVISION

Team	SEC	Overall
South Carolina^	20-10	46-20
Georgia	18-12	59-17
Florida	12-18	32-35
Tennessee	8-17	35-25-1
Kentucky	6-21	24-32

WESTERN DIVISION

Team	SEC	Overall
LSU*^!	25-4	56-11
Alabama	22-8	46-21
Auburn	15-15	38-27
Arkansas	14-16	39-28-1
Mississippi State	13-16	36-31
Mississippi	7-23	25-29

2003

EASTERN DIVISION

Team	SEC	Overall
Georgia*^	23-6	57-14
South Carolina	18-10	41-20
Florida	19-11	41-25
Tennessee	14-15	46-25
Kentucky	3-26	16-40

WESTERN DIVISION

Team	SEC	Overall
Alabama*!	22-8	49-21
LSU20-9	50-18	
Auburn	13-16	26-31
Mississippi State	13-16	34-30
Arkansas	8-22	24-36
Mississippi	8-22	19-34

2004

EASTERN DIVISION

Team	SEC	Overall
Tennessee^	20-8	55-16
Georgia	20-10	55-17
Florida	16-13	41-20
South Carolina	12-18	28-24
Kentucky	6-24	25-31-1

WESTERN DIVISION

Team	SEC	Overall
LSU*^!	22-6	57-12
Auburn	19-10	42-18
Alabama	18-12	45-20
Mississippi State	14-15	39-26
Ole Miss	8-21	15-37
Arkansas	6-24	18-40

2005

EASTERN DIVISION

Team	SEC	Overall
Georgia*^	26-4	55-15
Tennessee	20-8	67-15
Florida	18-12	41-23
South Carolina	11-16	28-28-1
Kentucky	4-25	20-41

WESTERN DIVISION

Team	SEC	Overall
Alabama^!	23-7	63-15
Auburn	21-8	50-18
Mississippi State	12-18	35-31
LSU12-18	31-23	
Ole Miss	10-20	30-28
Arkansas	4-25	19-43

2006

EASTERN DIVISION

Team	SEC	Overall
Georgia^	24-6	54-11
Tennessee!	21-9	61-12
Florida	17-13	43-25
South Carolina	8-21	28-30
Kentucky	4-26	21-36

WESTERN DIVISION

Team	SEC	Overall
Alabama*^	25-4	54-11
LSU	22-8	55-14
Auburn	15-15	36-22
Arkansas	10-19	26-35
Ole Miss	10-20	24-36
Mississippi State	7-22	33-28

2007

EASTERN DIVISION

Team	SEC	Overall
Tennessee*^	23-4	59-6
Florida	17-11	50-22
Georgia	13-15	46-28
South Carolina	12-16	38-26
Kentucky	4-24	20-31

WESTERN DIVISION

Team	SEC	Overall
LSU^!	22-6	55-12
Alabama	21-6	55-10
Mississippi State	14-14	35-27
Ole Miss	11-17	24-34
Auburn	10-18	26-30
Arkansas	6-22	21-43

* SEC Champion; ^ SEC Division Champion; ! SEC Tournament Champion

ALL-TIME SEC CHAMPIONS

Year	Champion	SEC Record	Overall Record
1997	South Carolina	25-1	63-5
1998	Florida	23-5	47-22
1999	LSU	27-3	56-10
2000	LSU	26-4	59-13
2001	LSU	26-4	59-11
2002	LSU	25-4	56-11
2003	Georgia	23-6	57-14
2004	LSU	22-6	57-12
2005	Georgia	26-4	55-15
2006	Alabama	25-4	54-11
2007	Tennessee	23-4	59-6

2007 STATISTICS



BATTING

PLAYER	AVG.	GP-GS	AB	R	H	2B	3B	HR	RBI	TB	SLG%	BB	HBP	SO	GDP	OB%	SF	SH	SB-ATT
Chelsea Bramlett	.386	62-62	215	56	83	9	0	1	18	95	.442	13	3	30	0	.427	1	9	46-50
Courtney Bures	.354	61-61	181	43	64	13	2	4	56	93	.514	20	14	11	0	.452	2	8	13-14
Hayle Guess	.324	62-62	185	44	60	6	4	6	35	92	.497	17	3	28	0	.452	2	8	13-14
Katie Cooley	.324	54-51	142	23	46	11	0	4	36	69	.486	20	1	18	0	.404	3	6	2-3
Nakita Boyce	.308	61-61	182	38	56	5	6	0	26	73	.401	17	5	48	0	.377	3	6	20-22
Sammie Jo Bailey	.297	56-53	165	16	49	6	0	3	22	64	.388	10	3	32	0	.346	1	0	2-2
Katie Johnson	.283	48-43	127	18	36	6	0	0	11	42	.331	12	3	27	0	.359	0	0	0-0
Jessie Bailey	.251	61-60	171	19	43	4	1	2	29	55	.322	13	2	41	0	.312	0	3	2-2
Blair Hewett	.222	42-42	90	6	20	1	0	0	6	21	.233	8	0	17	0	.283	1	6	0-0
Michelle Kinney	.190	55-44	116	18	22	3	1	1	9	30	.259	12	2	38	0	.277	0	4	4-5
Megan Bateman	.500	17-0	4	7	2	0	0	0	0	2	.500	2	0	1	0	.667	0	0	0-0
Gina McCloud	.217	15-6	23	0	5	0	0	0	1	5	.217	2	0	10	0	.280	0	0	0-0
Laurie Siebert	.214	13-0	14	0	3	0	0	0	1	3	.214	0	0	6	0	.214	0	1	0-0
Lindsay Hunley	.167	23-13	42	4	7	1	0	2	11	14	.333	3	0	11	0	.217	1	2	0-0
Sara Hickerson	.143	12-0	14	0	2	0	0	0	3	2	.143	0	1	5	0	.200	0	0	0-0
Laura Leigh Reese	.111	8-0	9	2	1	1	0	0	1	2	.222	2	0	3	0	.273	0	0	0-0
Rachel Hurley	.000	26-0	0	11	0	0	0	0	0	0	.000	0	0	0	0	.000	0	0	2-4
Totals	.297	62-62	1680	305	499	66	14	23	265	662	.394	151	37	326	0	.365	15	53	116-131
Opponents	.249	62-62	1668	227	415	57	7	31	197	579	.347	104	19	240	3	.299	11	32	48-5

LOB - Team (392), Opp (353). DPs turned - Team (24), Opp (22). IBB - Team (7), Bures 3, Bramlett 2, Cooley 2, Opp (2). Picked off - Bramlett 1, Bures 1.

PITCHING

PITCHER	ERA	W-L	APP	GS	CG	SHO/C&O	SV	IP	H	R	ER	BB	SO	2B	3B	HR	AB	B/Avg	WP
Sara Hickerson	1.95	6-6	45	0	0	0/5	10	100.2	84	48	28	30	72	14	1	6	379	.222	13
Kelli Miller	1.99	18-11	38	31	6	4/2	1	165.0	157	68	47	41	85	11	3	8	650	.242	3
Kelsey Nurnberg	3.07	7-6	31	18	1	0/3	2	107.0	117	73	47	21	55	19	3	10	446	.262	10
Jessie Bailey	3.82	0-0	3	0	0	0/1	0	3.2	6	5	2	2	1	2	0	1	16	.375	0
Stephanie Comeaux	4.23	4-4	16	13	0	0/1	0	43.0	51	33	26	10	27	11	0	6	177	.288	2
Totals	2.50	35-27	62	62	7	10/6	13	419.1	415	227	150	104	240	57	7	31	1668	.249	28
Opponents	3.82	27-35	62	62	31	5/0	3	414.1	499	305	226	151	326	66	14	23	1680	.297	25

PB - Team (11), Hewett 8, Bramlett 2, Reese 1, Opp (7). Pickoffs - Team (1), Hewett 1, Opp (2). SBA/ATT - Hewett (37-42), Miller (22-24), Hickerson (11-14), Bramlett (11-13), Nurnberg (9-10), Comeaux (6-7).

FIELDING

PLAYER	C	PO	A	E	FLD%	DPs	SBA	CSB	PB	CI
Michelle Kinney	45	41	4	0	1.000	1	0	0	0	0
Stephanie Comeaux	5	0	5	0	1.000	0	6	1	0	0
Laurie Siebert	3	1	2	0	1.000	0	0	0	0	0
Katie Cooley	3	2	1	0	1.000	0	0	0	0	0
Laura Leigh Reese	1	1	0	0	1.000	0	0	0	0	0
Sammie Jo Bailey	498	477	15	6	.988	21	0	0	0	0
Hayle Guess	64	59	4	1	.984	0	0	0	0	0
Kelli Miller	47	2	44	1	.979	0	22	2	0	0
Lindsay Hunley	92	88	2	2	.978	2	0	0	0	0
Jessie Bailey	216	54	151	11	.949	8	0	0	0	0
Blair Hewett	192	163	19	10	.948	0	37	5	8	0
Kelsey Nurnberg	133	1	30	2	.939	0	9	1	0	0
Katie Johnson	97	46	44	7	.928	3	0	0	0	0
Chelsea Bramlett	277	167	90	20	.928	7	1	2	2	0
Courtney Bures	311	94	493	24	.923	13	0	0	0	0
Nakita Boyce	62	56	1	5	.919	0	0	0	0	0
Sara Hickerson	28	4	20	4	.857	0	11	3	0	0
Gina McCloud	5	2	2	1	.800	0	0	0	0	0
MSU	1979	1258	627	94	.953	24	48	7	11	3
Opponents	1886	1243	542	101	.943	22	116	15	7	0

SCORE BY INNINGS

	1	2	3	4	5	6	7	8	9	Ex	Total
Mississippi State	37	21	33	38	47	26	11	2	0	2	217
Opponents	31	21	34	17	30	19	10	1	0	1	164
Totals	68	42	6	61	77	45	21	3	0	3	381

BREAKDOWN BY MONTH

BATTING	Record	Avg.	Runs/G	Hits/G	HR	Fld.%	Top Avg.	Top RBI
February	10-6	.327	6.63	9.25	4	.947	Bramlett (.429)	Bures (21)
March	13-9	.260	3.36	6.50	4	.952	Boyce (.377)	Bures (13)
April	9-8	.310	5.24	9.18	7	.963	Bures (.407)	Two with 16
May	3-4	.299	5.14	7.43	5	.940	Cooley (.400)	Guess (9)
Totals	35-27	.297	4.92	8.05	23	.953	Bramlett (.386)	Bures (56)
PITCHING	Record	ERA	Runs/G	Hits/G	HR	K/7	Top Wins	Top ERA
February	10-6	1.85	2.94	5.81	6	6.2	Miller (5)	Miller (1.29)
March	13-9	2.19	3.55	6.77	9	4.1	Two with 4	Miller (1.34)
April	9-8	2.88	3.88	7.00	13	3.7	Miller (6)	Hickerson (1.77)
May	3-4	4.04	5.14	7.71	3	4.8	Miller (3)	Miller (2.66)
Totals	35-27	2.50	4.37	7.98	31	4.0	Miller (18)	Hickerson (1.95)

TEAM SUPERLATIVES

TEAM GAME HIGHS

Batting	
At-Bats.....	38, 2x, last at Georgia (April 22)
Runs Scored.....	23 v. Seton Hall (February 23)
Hits.....	17 at Southern Miss (April 24)
Doubles.....	4 v. Tennessee Tech (February 24)
Triples.....	4 v. Ole Miss (April 7)
Home Runs.....	3 v. Seton Hall (February 23)
Total Bases.....	26 v. Seton Hall (February 23)
Walks.....	13 v. Seton Hall (February 23)
Strikeouts.....	13, 3x, last v. LSU (April 14)
Sac Hits.....	3, 4x, last v. Auburn (March 25)
Sac Flies.....	2, 2x, last v. Pacific (May 19)
Stolen Bases.....	5, 3x, last at Georgia (April 22)
Hit By Pitch.....	4 v. Cal-Davis (February 16)
Caught Stealing.....	1, 15x, last v. Pacific (May 18)
Runners LOB.....	13, 3x, last v. Pacific (May 19)
Hit Into DP.....	3 at Southern Miss (April 24)

Fielding

Putouts.....	27, 4x, last v. LSU (April 14)
Assists.....	15, 3x, last v. Florida (May 10)
Errors.....	5 at Alabama (March 10)
Passed Balls.....	2, 2x, last v. Pacific (May 19)
DPs Turned.....	2, 3x, last at Florida (April 28)

Pitching

Innings Pitched.....	9.0, 4x, last v. LSU (April 14)
Strikeouts.....	13 v. Arkansas (May 4)
Hits Allowed.....	11, 5x, last v. Pacific (May 19)
Wild Pitches.....	3 v. Arkansas (May 4)
Hit Batters.....	2, 2x, last at Alabama (March 10)

ATTENDANCE

Site	Dates	Total	Average
Home	24	5,690	299
Away	20	15,084	430
Neutral	18	8,853	590
Total	52	25,473	471

Top Home Crowd: 522, 2x, last v. Arkansas (5/5)

Top Road Crowd: 1,576, at Alabama (3/10)

Top Neutral Crowd: 2,563, v. Nebraska at Columbus, Ga. (2/24)



2007 RESULTS

**35-27 Overall, 14-14 SEC Regular Season, 18-6 Home, 7-13 Away, 10-8 Neutral,
26-17 Day, 9-10 Night, 9-9 One-Run Games, 4-4 Two-Run Games, 15-6 5+ Run Games, 3-5 Extra Innings, 2-14 vs. Top 25 Teams**

Date	Opponent	Score	Site	Inn	MSU Pitcher	Time	MSU Line	Opp Line	Att.
Feb. 9	IOWA STATE	W 9-3	H1	7	Miller (1-0)	2:04	9-13-2	3-5-5	153
Feb. 9	PURDUE	W 6-5	H1	7	Nurnberg (1-0)	2:04	6-13-2	5-9-6	113
Feb. 10	KENNESAW STATE	W 6-0	H1	7	MILLER (2-0)	1:36	6-10-1	0-4-2	409
Feb. 10	IOWA STATE	L 3-8	H1	7	Nurnberg (1-1)	1:56	3-8-4	8-6-1	263
Feb. 11	PURDUE	W 8-1	H1	7	Miller (3-0)	1:58	8-8-2	1-5-4	254
Feb. 15	vs. Brigham Young	W 1-0	N1	7	Miller (4-0)	1:58	1-4-1	0-9-2	-
Feb. 16	vs. No. 10 California	W 9-0	N1	6	Comeaux (1-0)	1:32	9-11-1	0-1-1	-
Feb. 16	vs. Cal-Davis	L 1-2	N1	7	Miller (4-1)	1:56	1-0-0	2-4-3	-
Feb. 17	vs. Hawaii	L 2-3	N1	7	Hickerson (0-1)	1:57	2-8-3	3-8-1	-
Feb. 17	vs. Utah State	W 6-3	N1	7	Nurnberg (2-1)	1:58	6-8-3	3-7-1	-
Feb. 21	Mississippi Valley State	W 10-2	H	5	Comeaux (2-0)	1:26	10-11-0	2-3-3	213
Feb. 23	vs. No. 20 Florida State	L 2-4	N2	7	MILLER (4-2)	1:47	2-4-3	4-8-2	-
Feb. 23	vs. Seton Hall	W 23-0	N2	5	Nurnberg (3-1)	2:23	23-15-1	0-1-2	2,136
Feb. 24	vs. Tennessee Tech	W 10-1	N2	6	Miller (5-2)	1:39	10-16-2	1-4-0	-
Feb. 24	vs. No. 21 Nebraska	L 6-7	N2	9	Hickerson (0-2)	3:03	6-13-1	7-9-4	2,563
Feb. 25	vs. North Carolina	L 4-8	N2	7	Miller (5-3)	1:53	4-6-1	8-10-0	-
Mar. 2	vs. Tennessee Tech	L 4-9	N3	7	Comeaux (2-1)	2:15	4-7-3	9-7-0	153
Mar. 2	vs. Toledo	W 3-2	N3	7	Nurnberg (4-1)	1:43	3-7-0	2-7-1	173
Mar. 3	vs. UT-Martin	W 6-5	N3	9	Hickerson (1-2)	2:17	6-7-2	5-8-3	-
Mar. 3	at UT-Chattanooga	L 3-11	N3	5	Nurnberg (4-2)	1:14	3-4-2	11-11-2	247
Mar. 4	vs. Austin Peay	W 2-0	N3	7	Hickerson (2-2)	1:24	2-4-2	0-2-2	157
Mar. 6	Indiana State	W 2-1	H	7	Comeaux (3-1)	1:17	2-8-0	1-4-1	137
Mar. 7	Samford	W 7-0	H	7	Miller (6-3)	1:46	7-15-1	0-3-0	202
Mar. 10	at No. 3 Alabama	L 2-10	A	5	Hickerson (2-3)	1:36	2-8-5	10-10-0	-
Mar. 10	at No. 3 Alabama	L 3-5	A	7	Miller (6-4)	1:51	3-4-2	5-5-1	1,576
Mar. 11	at No. 3 Alabama	L 0-8	A	6	Miller (6-5)	1:55	0-4-2	8-11-1	1,425
Mar. 13	at Kentucky	W 7-0	A	7	MILLER (7-5)	1:44	7-11-1	0-3-3	-
Mar. 13	at Kentucky	W 9-7	A	7	Comeaux (4-1)	1:50	9-12-3	7-10-5	105
Mar. 17	at No. 1 Tennessee	L 0-3	A	7	Comeaux (4-2)	1:37	0-2-1	3-6-0	-
Mar. 17	at No. 1 Tennessee	L 1-2	A	7	Hickerson (2-4)	1:46	1-4-1	2-9-0	898
Mar. 18	at No. 1 Tennessee	L 1-5	A	7	Comeaux (4-3)	2:46	1-2-1	5-9-0	326
Mar. 20	at UAB	W 5-0	A	7	Nurnberg (5-2)	1:47	5-7-1	0-3-2	178
Mar. 24	AUBURN	W 3-1	H	7	Miller (8-5)	2:09	3-2-1	1-8-1	-
Mar. 24	AUBURN	W 4-1	H	7	NURNBERG (6-2)	1:35	4-6-2	1-8-2	476
Mar. 25	AUBURN	L 1-2	H	7	Miller (8-6)	1:44	1-7-2	2-4-0	317
Mar. 27	vs. Mississippi	W 5-2	N4	7	Hickerson (3-4)	1:58	5-6-0	2-6-2	1,105
Mar. 31	SOUTH CAROLINA	W 2-1	H	7	Miller (9-6)	1:26	2-6-1	1-5-0	-
Mar. 31	SOUTH CAROLINA	W 4-3	H	7	Hickerson (4-4)	1:42	4-10-0	3-10-1	461
Apr. 1	SOUTH CAROLINA	W 8-7	H	8	Miller (10-6)	2:20	8-15-3	7-10-3	247
Apr. 4	at Samford	L 0-3	A	7	Comeaux (4-4)	1:32	0-3-0	3-5-0	212
Apr. 6	MISSISSIPPI	L 2-3	H	7	Miller (10-7)	1:50	2-3-0	3-5-3	213
Apr. 7	MISSISSIPPI	W 7-4	H	7	Hickerson (5-4)	1:52	7-5-1	4-9-4	-
Apr. 7	MISSISSIPPI	W 8-0	H	6	MILLER (11-7)	1:32	8-13-1	0-3-2	512
Apr. 12	SOUTHERN MISSISSIPPI	W 9-2	H	7	Nurnberg (7-2)	1:53	9-15-2	2-4-1	232
Apr. 14	No. 6 LSU	L 1-4	H	9	Miller (11-8)	2:09	1-4-3	4-6-2	-
Apr. 14	No. 6 LSU	L 3-4	H	9	Hickerson (5-5)	2:11	3-10-1	4-10-1	419
Apr. 17	UAB	W 4-1	H	7	Miller (12-8)	1:32	4-3-1	1-5-2	203
Apr. 18	at Mississippi Valley State	L 3-5	A	7	Nurnberg (7-3)	1:39	3-8-1	5-8-1	112
Apr. 21	at Georgia	L 2-5	A	7	Miller (12-9)	1:54	2-9-0	5-10-0	-
Apr. 21	at Georgia	W 13-9	A	8	Miller (13-9)	2:35	13-14-3	9-11-4	1,253
Apr. 22	at Georgia	W 12-5	A	7	Miller (14-9)	1:59	12-15-2	5-5-3	1,041
Apr. 24	at Southern Miss	W 10-6	A	7	Miller (15-9)	2:13	10-17-0	6-10-2	795
Apr. 27	at No. 20 Florida	W 4-3	A	7	Hickerson (6-5)	1:42	4-8-1	3-6-3	-
Apr. 27	at No. 20 Florida	L 1-2	A	7	Nurnberg (7-4)	1:25	1-7-0	2-4-0	950
Apr. 28	at No. 20 Florida	L 2-3	A	9	Nurnberg (7-5)	2:22	2-7-2	3-8-1	920
May 4	ARKANSAS	W 3-1	H	7	Miller (16-9)	1:40	3-7-0	1-7-0	-
May 4	ARKANSAS	L 8-11	H	7	Hickerson (6-6)	1:52	8-11-2	11-11-1	354
May 5	ARKANSAS	W 8-0	H	5	MILLER (17-9)	1:14	8-7-1	0-2-2	512
May 10	vs. No. 25 Florida	L 0-3	N5	7	Miller (17-10)	1:33	0-1-1	3-6-1	-
May 18	vs. Pacific	W 7-1	N6	7	Miller (18-10)	1:55	7-7-1	1-8-0	1,810
May 19	vs. No. 4 Arizona	L 0-8	N6	7	Miller (18-11)	1:56	0-4-4	8-9-0	-
May 19	vs. Pacific	L 10-12	N6	7	Nurnberg (7-6)	2:26	10-15-4	12-11-1	1,543

H1 - Bulldog Round Robin at Starkville, Miss.; N1 - UNLV Louisville Slugger Desert Classic at Las Vegas, Nev.; N2 - NFCA Leadoff Classic at Columbus, Ga.; N3 - UTC Frost Classic at Chattanooga, Tenn.; N4 - M&F Bank Fastpitch Classic at Madison, Miss.; N5 - SEC Tournament at Auburn, Ala.; N6 - NCAA Regional at Tucson, Ariz.; Rankings based according to highest ranking in two major polls at game time; PITCHERS in all caps denotes a complete game; Official home attendance (23 dates): 5,690 (299 per date).



FINAL 2007 SOUTHEASTERN CONFERENCE STANDINGS

WESTERN DIVISION										
	SEC	Pct.	GB	All	Pct.	Home	Away	Neut	vs. Div.	vs. Top 25
!LSU	22-6	.786	-	55-12	.821	30-3	14-8	10-1	12-2	10-6
Alabama	21-6	.778	0.5	55-10	.846	39-2	12-7	4-1	12-2	11-6
Mississippi State	14-14	.500	8-0	35-27	.565	18-6	7-13	10-8	5-9	2-14
Ole Miss	11-17	.393	11.0	24-34	.414	13-11	7-13	4-10	6-9	4-14
Auburn	10-18	.357	12.0	26-30	.464	14-11	7-11	5-8	4-10	1-16
Arkansas	6-22	.214	16.0	21-43	.328	10-20	7-18	4-7	2-11	2-10

& SEC Western Division Champion

EASTERN DIVISION										
	SEC	Pct.	GB	All	Pct.	Home	Away	Neut	vs. Div.	vs. Top 25
%Tennessee	23-4	.852	-	63-8	.887	26-1	12-3	25-3	10-1	12-4
Florida	17-11	.607	6.5	50-22	.694	14-6	12-9	10-6	9-2	13-15
Georgia	13-15	.464	10.5	46-28	.622	18-9	12-10	15-7	2-10	8-19
South Carolina	12-16	.429	11.5	38-26	.594	24-10	10-13	8-3	6-4	5-15
Kentucky	4-24	.143	19.5	20-31	.392	12-15	3-16	5-1	1-11	1-16

% SEC Eastern Division Champion; ! SEC Tournament Champion

2007 SOUTHEASTERN CONFERENCE TOURNAMENT REVIEW May 10-12 • Jane B. Moore Field • Auburn, Ala.

Thursday, May 10 — First Round

Game 1: #3 Alabama 3, #6 Georgia 2 (9)
Game 2: #2 LSU 2, #7 South Carolina 1 (10)
Game 3: #4 Florida 3, #5 Mississippi State 0
Game 4: #1 Tennessee 6, #8 Ole Miss 0

Friday, May 11 — Semifinals

Game 5: #2 LSU 3, #3 Alabama 1
Game 6: #4 Florida 1, #1 Tennessee 0

Saturday, May 12 — Championship Game

Game 7: #2 LSU 1, #4 Florida 0 (9)

SEC ALL-TOURNAMENT TEAM

P Stacy Nelson, Florida
P Dani Hofer, LSU
C McKenna Hughes, South Carolina
IF Kellie Eubanks, Alabama
IF Kim Waleszonia, Florida
IF Melissa Zick, Florida
IF Shannon Stein, LSU
OF Rachel Mitchell, LSU
OF Leslie Klein, LSU
OF Lindsay Schutzler, Tennessee
DP Tiffany Huff, Tennessee
MVP Dani Hofer, LSU

COACHES ALL-CONFERENCE TEAMS

FIRST TEAM

P Monica Abbott, Tennessee
P Dani Hofer, LSU
C Shannon Doepking, Florida
INF Tonya Callahan, Tennessee
INF Lauren Parker, Alabama
INF COURTNEY BURES, MISSISSIPPI STATE
INF Kim Waleszonia, Florida
OF India Chiles, Tennessee
OF Lindsay Schutzler, Tennessee
OF Brittany Rogers, Alabama
OF Kellie Middleton, Georgia
UTL Jordan Praytor, Alabama

SECOND TEAM

P Chrissy Owens, Alabama
P Stacey Nelson, Florida
C Killian Roessner, LSU
INF Charlotte Morgan, Alabama
INF Brooke Marnitz, Kentucky
INF Ashley Acari, Auburn
INF Melissa Zick, Florida
OF Leslie Klein, LSU
OF Dani Woods, Alabama
OF HAYLE GUESS, MISSISSIPPI STATE
OF Jazz Jackson, LSU
UTL CHELSEA BRAMLETT, MISSISSIPPI STATE

ALL-FRESHMAN TEAM

Charlotte Morgan, Alabama
Jessica Bachkora, Arkansas
Miranda Dixon, Arkansas
Anna Thompson, Auburn
Francesca Enea, Florida
Molly Johnson, Kentucky
Natalie Smith, Kentucky
Jazz Jackson, LSU
Rachel Mitchell, LSU
Ashley Dowdy, Ole Miss
Lauren Grill, Ole Miss
JESSIE BAILEY, MISSISSIPPI STATE
CHELSEA BRAMLETT, MISSISSIPPI STATE
Tiffany Huff, Tennessee

Athlete of the Year - India Chiles, Tennessee

Pitcher of the Year - Monica Abbott, Tennessee

Co-Coaches of the Year - Ralph Weekly, Tennessee
Karen Weekly, Tennessee

Freshman of the Year - CHELSEA BRAMLETT, MISSISSIPPI STATE

Scholar-Athlete of the Year - Lindsay Schutzler, Tennessee

NFCA ALL-AMERICANS

FIRST TEAM

P Monica Abbott, Tennessee
C Killian Roessner, LSU
2B Lauren Parker, Alabama
OF India Chiles, Tennessee
UTL CHELSEA BRAMLETT, MISSISSIPPI STATE

SECOND TEAM

P Stacey Nelson, Florida
1B Tonya Callahan, Tennessee
OF Brittany Rogers, Alabama
A-L Lindsay Schutzler, Tennessee

THIRD TEAM

P Chrissy Owens, Alabama
OF Leslie Klein, LSU
A-L Kim Waleszonia, Florida

NFCA ALL-REGION

FIRST TEAM

P Monica Abbott, Tennessee (South)
P Chrissy Owens, Alabama (South)
P Stacey Nelson, Florida (Southeast)
C Killian Roessner (South)
1B Tonya Callahan, Tennessee (South)
2B Lauren Parker, Alabama (South)
3B Kelley Montalvo, Alabama (South)
SS Brooke Marnitz, Kentucky (South)
OF Lindsay Schutzler, Tennessee (South)
OF India Chiles, Tennessee (South)
OF Brittany Rogers, Alabama (South)
OF Kellie Middleton, Georgia (Southeast)
UTL CHELSEA BRAMLETT, MISSISSIPPI STATE (South)

SECOND TEAM

P Emily Turner, LSU (South)
P Dani Hofer, LSU (South)
C Shannon Doepking, Tennessee (South)
1B Charlotte Morgan, Alabama (South)
2B Kim Waleszonia, Florida (Southeast)
OF Leslie Klein, LSU (South)
OF Jazz Jackson, LSU (South)
OF HAYLE GUESS, MISSISSIPPI STATE (South)
OF Charvi Greer, Georgia (Southeast)
UTL Mary Jane Callahan, Ole Miss
UTL Jordan Praytor, Alabama (South)

SOUTHEASTERN CONFERENCE

PLAYERS/PITCHERS/ FRESHMEN OF THE WEEK

Feb. 13	Brooke Marnitz, SS, Kentucky Monica Abbott, P, Tennessee Charlotte Morgan, UTL, Alabama
Feb. 20	Brittany Rogers, OF, Alabama Monica Abbott, P, Tennessee Anna Thompson, P, Auburn
Feb. 26	Lauren Parker, IF, Alabama Dani Hofer, P, LSU Lindsey Walker, SS, South Carolina
March 6	Killian Roessner, C, LSU Monica Abbott, P, Tennessee Molly Johnson, UTL, Kentucky
March 13	Kellie Middleton, OF, Georgia Dani Hofer, P, LSU Charlotte Morgan, UTL, Alabama
March 20	Leslie Klein, OF, LSU Mary Jane Callahan, P, Ole Miss Charlotte Morgan, UTL, Alabama
March 27	Andrea Smith, SS, LSU Stacy Nelson, P, Florida Natalie Smith, 2B, Kentucky
April 3	Lindsay Schutzler, OF, Tennessee Emily Turner, P, LSU CHELSEA BRAMLETT, UTL, MSU
April 10	Dani Woods, IF, Alabama Monica Abbott, P, Tennessee CHELSEA BRAMLETT, UTL, MSU
April 17	India Chiles, OF, Tennessee Melissa Hendon, P, South Carolina Becky Nye, P, Ole Miss
April 24	SAMMIE JO BAILEY, 1B, MSU Emily Turner, P, LSU Jazz Jackson, OF, LSU
May 1	Kim Waleszonia, UTL, Florida Blair Potter, P, Alabama Anna Thompson, P, Auburn
May 13	Tonya Callahan, IF, Tennessee Kasi Carroll, P, Georgia Molly Johnson, UTL, Kentucky

SOUTHEASTERN CONFERENCE IN FINAL NATIONAL POLLS

USA Today/NFCA

1. Arizona (24)
2. Tennessee
3. Washington
4. Northwestern
5. Baylor
6. DePaul
7. Texas A&M
8. Arizona State
9. Alabama
10. LSU
11. Oklahoma
12. Hawaii
13. Michigan
14. Florida
15. Oregon State
16. Cal State Fullerton
17. Virginia Tech
18. UCLA
19. Georgia Tech
20. Stanford
21. South Carolina
22. Oregon
23. Ohio State
24. Texas
- t25. Fresno State
- t25. Missouri

SEC Teams Receiving
Votes: Georgia

ESPN.com/USA Softball

1. Arizona (20)
2. Tennessee
3. Washington
4. Northwestern
5. Baylor
6. DePaul
7. Arizona State
8. Texas A&M
9. Oklahoma
10. LSU
11. Alabama
12. Michigan
13. Hawaii
14. Virginia Tech
15. Florida
16. Georgia Tech
17. Oregon State
18. UCLA
19. Missouri
20. Cal State Fullerton
21. Stanford
22. Ohio State
23. Oregon
24. South Carolina
25. Fresno State

SEC Teams Receiving
Votes: None



2007 SEC STATISTICS

TEAM BATTING (OVERALL)

Team	G	AVG.	OB%	SLG%	AB	R	H	HR	RBI
Alabama	65	.335	.432	.551	1622	463	544	79	405
Tennessee	71	.318	.400	.440	1829	363	582	40	315
LSU	67	.304	.375	.469	1796	353	546	58	304
Mississippi State	62	.297	.365	.394	1681	305	499	23	265
Kentucky	51	.280	.359	.477	1316	252	368	56	237
Georgia	74	.266	.347	.358	1898	312	505	30	268
Florida	72	.257	.335	.391	1866	284	479	49	248
Auburn	56	.249	.335	.343	1367	187	340	26	165
Ole Miss	58	.248	.318	.371	1482	187	368	37	172
South Carolina	64	.232	.290	.320	1666	170	386	21	144
Arkansas	64	.225	.278	.318	1647	176	370	28	150
Average	64	.274	.350	.402	1652	277	453	41	243

TEAM PITCHING (OVERALL)

Team	G	ERA	BAvg.	W	L	IP	H	R	ER	BB	SO
Tennessee	71	0.88	.125	63	8	470.0	197	63	59	88	910
LSU	67	1.22	.176	55	12	458.2	285	103	80	160	552
Florida	72	1.40	.207	50	22	498.2	371	126	10	132	416
Alabama	65	1.67	.222	55	10	414.2	342	133	99	116	386
South Carolina	64	1.79	.204	38	26	446.2	334	144	114	91	442
Auburn	56	2.38	.211	23	30	367.0	282	160	125	172	491
Georgia	74	2.42	.240	46	28	492.0	456	228	170	198	464
Mississippi State	62	2.50	.249	35	27	419.1	415	227	150	104	240
Ole Miss	58	2.88	.251	24	34	388.1	386	223	160	158	308
Arkansas	64	3.44	.278	21	43	417.1	474	275	205	98	356
Kentucky	51	5.09	.328	20	31	324.1	444	301	236	145	123
Average	64	2.23	.225	39	25	427.0	362	180	136	133	426

TEAM BATTING (SEC GAMES ONLY)

Team	G	AVG.	OB%	SLG%	AB	R	H	HR	RBI
Alabama	27	.328	.417	.521	704	169	231	36	154
Tennessee	27	.296	.375	.388	717	114	212	10	100
Mississippi State	28	.279	.343	.377	764	119	213	12	101
LSU	28	.266	.320	.360	762	111	203	12	88
Florida	28	.262	.332	.410	759	119	199	23	106
Auburn	28	.239	.313	.327	682	71	163	11	65
Georgia	28	.235	.303	.324	729	102	171	12	87
Kentucky	28	.217	.291	.345	699	78	152	22	73
Ole Miss	28	.206	.270	.293	709	62	146	12	57
South Carolina	28	.203	.255	.255	715	53	145	5	46
Arkansas	28	.189	.240	.249	699	56	132	7	50
Average	28	.248	.316	.350	721	96	179	15	84

TEAM PITCHING (SEC GAMES ONLY)

Team	G	ERA	BAvg.	W	L	IP	H	R	ER	BB	SO
Tennessee	27	1.17	.145	23	4	186.0	91	33	31	35	312
LSU	28	1.41	.206	22	6	198.0	147	50	40	60	197
Florida	28	1.61	.209	17	11	195.1	147	61	45	47	151
Alabama	27	1.98	.242	21	6	173.2	159	62	49	49	153
South Carolina	28	2.27	.219	12	16	194.1	160	77	63	43	162
Mississippi State	28	2.81	.266	14	14	192.0	205	109	77	52	100
Ole Miss	28	2.97	.250	11	17	193.0	192	115	82	83	147
Auburn	28	3.21	.239	10	18	179.0	161	106	82	96	215
Georgia	28	3.40	.276	13	15	187.1	212	132	91	82	140
Arkansas	28	3.62	.300	6	22	182.0	230	122	94	31	134
Kentucky	28	6.16	.350	4	24	175.0	263	187	154	96	53
Average	28	2.75	.248	14	14	188.2	179	96	73	61	160

INDIVIDUAL LEADERS (OVERALL)

BATTING AVERAGE

1. India Chiles, UT	.459
2. Lauren Parker, UA	.457
3. Brittany Rogers, UA	.402
4. Brooke Marnitz, UK	.399
5. Lindsay Schutzler, UT	.392

RUNS SCORED

1. Brittany Rogers, UA	68
2. India Chiles, UT	57
3. Chelsea Bramlett, MSU	56
4. Lindsay Schutzler, UT	56
4. Rachel Mitchell, LSU	55

RUNS BATTED IN

1. Brooke Marnitz, UK	61
2. Tonya Callahan, UT	60
2. Leslie Klein, LSU	60
4. Tiffany Huff, UT	58
5. Courtney Bures, MSU	56

HITS

1. Lindsay Schutzler, UT	89
1. India Chiles, UT	89
3. Kim Waleszonnia, UF	88
Brittany Rogers, UA	88
5. Kelli Middleton, UGA	85

DOUBLES

1. Leslie Klein, LSU	22
2. Kelley Montalvo, UA	16
Kelli Middleton, UGA	16
Tonya Callahan, UT	16
5. Killian Rossner, LSU	15
Kim Waleszonnia, UF	15

TRIPLES

1. Nakita Boyce, MSU	6
2. Lindsay Schutzler, UT	5
Kim Waleszonnia, UF	5
Jessica Bachkora, ARK	5
Ashton Payne, USC	5
Kelli Middleton, UGA	5

HOME RUNS

1. Brooke Marnitz, UK	21
2. Lauren Grill, UM	14
3. Rachel Mitchell, LSU	12
Melissa Zick, UF	12
Katie Campbell, UK	12

STOLEN BASES

1. Brittany Rogers, UA	48
2. Kelli Middleton, UGA	47
3. Chelsea Bramlett, MSU	46
4. India Chiles, UT	44
5. Charvi Greer, UGA	39
Lindsay Schutzler, UT	39

EARNED RUN AVERAGE

1. Monica Abbott, UT	0.68
2. Stacey Nelson, UF	0.95
3. Emily Turner, LSU	1.21
4. Chrissy Owens, UA	1.30
5. Dani Hofer, LSU	1.36

VICTORIES

1. Monica Abbott, UT	50
2. Stacey Nelson, UF	34
3. Kasi Carroll, UGA	29
4. Dani Hofer, LSU	24
Chrissy Owens, UA	24

INNINGS PITCHED

1. Monica Abbott, UT	358.1
2. Stacey Nelson, UF	318.0
3. Melissa Hendon, USC	265.0
4. Kasi Carroll, UGA	245.1
5. Katy Henry, ARK	230.1

GAMES STARTED

1. Monica Abbott, UT	52
2. Stacey Nelson, UF	42
3. Kasi Carroll, UGA	39
4. Melissa Hendon, USC	38
5. Katy Henry, ARK	32

APPEARANCES

1. Monica Abbott, UT	63
2. Stacey Nelson, UF	58
3. Katy Henry, ARK	51
4. Melissa Hendon, USC	45
Sara Hickerson, MSU	45

STRIKEOUTS

1. Monica Abbott, UT	724
2. Anna Thompson, AU	291
3. Stacey Nelson, UF	285
4. Melissa Hendon, USC	277
5. Dani Hofer, LSU	244

SAVES

1. Sara Hickerson, MSU	10
2. Stacey Nelson, UF	5
Monica Abbott, UT	5
4. Melissa Hendon, USC	3
Becky Nye, UM	3
Anna Thompson, AU	3

SHUTOUTS

1. Monica Abbott, UT	29
2. Stacey Nelson, UF	14
3. Chrissy Owens, UA	11
4. Dani Hofer, LSU	10
5. Kasi Carroll, UGA	9
Melissa Hendon, USC	9

INDIVIDUAL LEADERS (SEC GAMES ONLY)

BATTING AVERAGE

1. India Chiles, UT	.544
2. Lauren Parker, UA	.453
3. Brittany Rogers, UA	.388
4. Kim Waleszonnia, UF	.385
5. Courtney Bures, MSU	.381
Dani Woods, UA	.381

RUNS SCORED

1. Brittany Rogers, UA	23
2. Chelsea Bramlett, MSU	22
3. Lauren Parker, UA	21
Courtney Bures, MSU	21
5. Charlotte Morgan, UA	20
Hayle Guess, MSU	20

RUNS BATTED IN

1. Charlotte Morgan, UA	28
2. Courtney Bures, MSU	26
3. Dani Woods, UA	21
Lindsay Schutzler, UT	21
5. Three tied with	19

HITS

1. India Chiles, UT	43
2. Brittany Rogers, UA	38
3. Kim Waleszonnia, UF	37
4. Lauren Parker, UA	34
5. Three tied with	32

DOUBLES

1. Kim Waleszonnia, UF	8
Leslie Klein, LSU	8
Ashley Arcuri, AU	8
Kelli Middleton, UGA	8
5. Four tied with	6

TRIPLES

1. Hayle Guess, MSU	4
2. Kim Waleszonnia, UF	3
Lindsay Schutzler, UT	3
4. Four tied with	2

HOME RUNS

1. Charlotte Morgan, UA	7
2. Kelley Montalvo, UA	6
Melissa Zick, UF	6
Brooke Marnitz, UK	6
5. Three tied with	5

STOLEN BASES

1. Brittany Rogers, UA	20
2. Chelsea Bramlett, MSU	19
3. India Chiles, UT	17
Lindsay Schutzler, UT	15
Jordan Praytor, UA	12

EARNED RUN AVERAGE

1. Monica Abbott, UT	0.97
2. Emily Turner, LSU	1.18
3. Stacey Nelson, UF	1.19
4. Dani Hofer, LSU	1.25
5. Chrissy Owens, UA	1.76

VICTORIES

1. Monica Abbott, UT	19
2. Dani Hofer, LSU	13
3. Chrissy Owens, UA	11
Stacey Nelson, UF	11
5. Four tied with	9

INNINGS PITCHED

1. Monica Abbott, UT	143.2
2. Stacey Nelson, UF	123.1
3. Melissa Hendon, USC	121.0
4. Katy Henry, ARK	104.2
5. Dani Hofer, LSU	101.0

GAMES STARTED

1. Monica Abbott, UT	19
2. Melissa Hendon, USC	17
Kelli Miller, MSU	17
4. Stacey Nelson, UF	16
5. Chrissy Owens, UA	15
Katy Henry, ARK	15

APPEARANCES

1. Monica Abbott, UT	25
2. Stacey Nelson, UF	23
3. Katy Henry, ARK	22
Melissa Hendon, USC	22
5. Sara Hickerson, MSU	20

STRIKEOUTS

1. Monica Abbott, UT	260
2. Anna Thompson, AU	136
Dani Hofer, LSU	117
4. Stacey Nelson, UF	104
5. Melissa Hendon, USC	100

SAVES

1. Sara Hickerson, MSU	4
2. Monica Abbott, UT	3
3. Anna Thompson, AU	2
Dani Hofer, LSU	2
Stacey Nelson, UF	2

SHUTOUTS

1. Monica Abbott, UT	11
2. Emily Turner, LSU	8
3. Stephanie VanBrakle, UA	5
Jessica Doucette, UGA	4
5. Chrissy Owens, UA	3
Kasi Carroll, UGA	3
Katy Henry, ARK	3
Holly Currie, AU	3



INDIVIDUAL LEADERS

BATTING AVERAGE

	G	AB	H	BA
1. Katlin Cochran, Arizona State	71	187	92	.492
2. Jenn Salling, Oregon	63	158	76	.481
3. Lisa Modglin, Cal-Poly	54	170	81	.476
4. India Chiles, Tennessee	65	194	89	.459
5. Lauren Parker, Alabama	55	138	63	.457
6. Adrienne Repsher, Temple	39	103	47	.456
7. Ryan Washington, Longwood	39	108	49	.454
8. Norrelle Dickson, Oklahoma	63	192	87	.453
9. Caitlin Lever, Georgia Tech	70	208	94	.452
10. Annie Kinsey, Penn	42	140	63	.450

HOME RUNS PER GAME

	G	HR	PG
1. Amber Jackson, Maryland	58	24	0.41
2. Brooke Marnitz, Kentucky	51	21	0.41
3. Lauren Murphy, Harvard	46	18	0.39
4. Jodi Norton, Brigham Young	63	23	0.37
5. Beth Boden, Tennessee Tech	69	25	0.36
6. Garland Cooper, Northwestern	65	23	0.35
7. Carley Hughes, UNC-Wilmington	54	18	0.33
Adrienne Repsher, Temple	39	13	0.33
Jennifer Granato, Siena	36	12	0.33
10. Kara Foster, Utah	52	17	0.33

RUNS BATTED IN PER GAME

	G	RBI	PG
1. Heather Gordon, Monmouth	49	64	1.31
2. Samantha Ricketts, Oklahoma	63	81	1.29
3. Courtney Totte, Oklahoma State	58	71	1.22
4. Brooke Marnitz, Kentucky	51	61	1.20
5. Jenn Salling, Oregon	63	73	1.16
6. Carley Hughes, UNC-Wilmington	54	62	1.15
7. Kate Robinson, Hawaii	63	71	1.13
8. Savannah Brown, Georgia Tech	69	76	1.10
9. Melody Harrell, Gardner-Webb	47	51	1.09
10. Garland Cooper, Northwestern	65	70	1.08
36. Courtney Bures, Mississippi State	61	56	0.92

DOUBLES PER GAME

	G	2B	PG
1. Sara Dyer, Tulsa	58	25	0.43
2. McKenzie Bedra, Youngstown, St.	38	16	0.42
3. Taylor Callahan, Valparaiso	46	19	0.41
4. Dana Shepherd, UMBG	50	19	0.38
5. Annie Kinsey, Penn	42	15	0.36
6. Danielle Kinley, Penn State	51	18	0.35
7. Jenn Chavez, James Madison	54	19	0.35
8. Heather Gordon, Monmouth	49	17	0.35
9. Melissa Pura, Cal-Poly	54	18	0.33
Victoria Kavitsky, Stony Brook	48	16	0.33
Julie Saporito, St. Peter's	45	15	0.33

TRIPLES PER GAME

	G	3B	PG
1. Kate Marvel, Lehigh	51	8	0.16
2. Rhianna Green, Florida A&M	58	9	0.16
3. Kara Weigle, Michigan State	59	9	0.15
4. Charina Sumner, East Carolina	60	9	0.15
5. Julia Jacoby, Fairfield	42	6	0.14
6. Jessica Valis, Houston	51	7	0.14
7. Lisa Modglin, Cal-Poly	54	7	0.13
8. Ashley Benbow, UT-Martin	62	8	0.13
9. Audrey Rendon, Louisville	62	7	0.11
10. Shannon Thomas, Texas	55	6	0.11
t15. Nakita Boyce, Mississippi State	61	6	0.10

EARNED RUN AVERAGE

	App	IP	ER	ERA
1. Angela Tincher, Virginia Tech	49	313.1	25	0.56
2. Monica Abbott, Tennessee	63	359.0	35	0.68
3. Cristi Ecks, South Florida	32	125.0	13	0.73
4. Allison Kime, Central Florida	40	267.0	33	0.87
5. Tracie Adix, DePaul	38	197.1	25	0.89
6. Stacey Nelson, Florida	58	318.0	43	0.95
7. Molly Hill, Nebraska	30	174.1	26	1.05
8. Katherin Burkhardt, Arizona State	54	323.0	51	1.11
9. Erin Tresselt, Texas	33	123.0	20	1.14
10. Sherri Thompson, St. Bonaventure	18	111.1	18	1.15

STOLEN BASES PER GAME

	G	SB	SBA	PG
1. Shanel Scott, Oklahoma State	58	51	56	0.88
2. Nichole Alvarez, Monmouth	47	41	43	0.87
3. Caitlin Lowe, Arizona	64	49	50	0.77
4. Chelsea Bramlett, Miss. St.	62	46	50	0.74
5. Brittany Rogers, Alabama	65	48	54	0.74
6. India Chiles, Tennessee	65	44	46	0.68
7. Jessica Huffman, Campbell	68	46	53	0.68

8. Meghan Pipkin, Belmont	49	33	38	0.67
9. Amber Jackson, Maryland	58	39	43	0.67
Danielle Peters, Appalachian St.	58	39	41	0.67

STRIKEOUTS PER SEVEN INNINGS

	IP	SO	K/7
1. Monica Abbott, Tennessee	359.0	724	14.1
2. Angela Tincher, Virginia Tech	313.1	617	13.9
3. Kylie Reynolds, Kent State	152.0	254	11.8
4. Megan Rhodes, Tennessee	113.1	186	11.7
5. Danielle Lawrie, Washington	278.0	457	11.5
6. Katherine Burkhardt, Arizona St.	323.0	517	11.2
7. Anna Thompson, Auburn	187.0	291	10.9
8. Meghan Dyer, Utah	179.0	264	10.3
9. Meagan Denny, Texas	232.1	337	10.2
10. Lorilyn Wilson, Michigan	222.0	317	10.0

VICTORIES

	W	L	Pct
1. Monica Abbott, Tennessee	50	5	0.909
2. Taryne Mowatt, Arizona	42	12	0.778
3. Angela Tincher, Virginia Tech	38	7	0.844
4. Lauren Eckermann, Oklahoma	37	5	0.881

SAVES

	App	IP	SV
1. Melissa Porche, Missouri State	35	154.3	7
2. Whitney Haller, Georgia Tech	25	45.7	6
Lindsay Rittenhouse, La.-Monroe	37	102.7	6
Andrea Zappia, Valparaiso	45	148.0	6
5. Kristan Morton, Centenary	28	56.7	5
Coty Tolar, Virginia	29	91.0	5
Krysten Shumaker, W. Michigan	32	184.0	5
Cassie Heller, Drake	36	133.0	5
Stacey Nelson, Florida	39	186.0	5
Holly Currie, Auburn	42	219.0	5
Cristi Ecks, South Florida	49	224.3	5
Kristina Thorson, California	53	30.2	5

SLUGGING PERCENTAGE

	G	AB	TB	Pct
1. Danyele Gomez, La.-Lafayette	62	208	199	0.957
2. Meagan Johnson, Coast. Caro.	55	141	126	0.894
3. Melanie Denischuk, UMBG	64	183	161	0.880
4. Jenna Hall, Illinois	53	131	111	0.847
5. Amanda Peek, Cal St.-North.	42	130	108	0.831
6. Maggie Wolfe, Hampton	54	165	13	0.830
7. Nikki Rombough, Birm.-So.	49	135	111	0.822
8. Jessica Moore, Liberty	63	203	165	0.813
9. Christine McHugh, Marist	46	145	116	0.800
10. Whitney Haller, Georgia Tech	70	214	171	0.799

WALKS PER GAME

	App	BB	PG
1. Jenna Hall, Illinois	53	60	1.13
2. Hillaree Bennett, Loy. Marymount	51	49	0.96
3. Melissa Sanchez, UC-Riverside	44	36	0.82
4. Ashlyn Russell, Brigham Young	62	50	0.81
5. Allyson McCubbins, W. Carolina	61	49	0.80
6. Heather Shove, Jackson State	53	42	0.79
7. Christina Clark, Fresno State	56	43	0.77
8. Amy Hosier, Georgia Tech	69	52	0.75
9. Amanda Cody, Wright State	39	29	0.74
10. Ericka Hansen, UC-Santa Barbara	46	34	0.74

RUNS PER GAME

	G	R	PG
1. Danyele Gomez, La.-Lafayette	62	7	1.24
2. Jessica Moore, Liberty	63	74	1.17
3. Kellie Middleton, Georgia	69	74	1.07
4. Norrelle Dickson, Oklahoma	62	66	1.06
5. Maegan Larsen, Albany (N.Y.)	50	51	1.02
6. Andrea Duran, UCLA	59	60	1.02
7. Christina Clark, Fresno State	56	56	1.00
Christine McHugh, Marist	46	45	1.00
Tammy Williams, Northwestern	65	65	1.00
10. Lindsay Schutzler, Tennessee	73	72	0.99

SACRIFICE HITS PER GAME

	G	SH	PG
1. Jamie Reiss, Creighton	47	28	0.60
2. Teresa Leyden, Penn	38	20	0.53
3. Sojourner Moody, Georgia	58	28	0.48
4. Kim Olmstead, Colgate	39	17	0.44
5. Grace Luginbuhl, Cleveland State	49	21	0.43
6. Crystal Herman, Robert Morris	40	17	0.43
7. Kelley Bretscher, Mercer	54	22	0.41
Amber Patton, DePaul	54	22	0.41
9. Niki Bails, Lipscomb	48	19	0.40
10. Karen Korb, Valparaiso	51	20	0.39

TEAM LEADERS

BATTING AVERAGE

	G	W-L	AB	H	BA
1. Alabama	65	55-10	1622	544	.335
2. Bethune-Cookman	58	22-36	1536	505	.329
3. Howard	56	35-21	1462	476	.326
4. Oklahoma	63	55-8	1652	536	.324
5. North Carolina A&T	60	30-30	1658	536	.323
t41. Mississippi State	64	35-27	1681	499	.297

EARNED RUN AVERAGE

	G	W-L	IP	ER	ERA
1. Tennessee	71	63-8	470.0	59	0.88
2. LSU	67	55-12	460.1	80	1.22
3. Virginia Tech	65	49-16	443.1	81	1.28
4. Central Florida	64	38-26	439.0	81	1.29
5. South Florida	66	44-22	454.1	86	1.33

FIELDING PERCENTAGE

	G	W-L	TC	E	PCT
1. Tennessee	71	63-8	1699	21	.988
2. East Carolina	60	40-20	1678	38	.977
3. Arizona	65	50-14-1	1765	41	.977
4. Southern Illinois	57	41-16	1646	39	.976
5. Michigan	60	47-13	1671	40	.976

SCORING

	G	W-L	R	PG
1. Alabama	65	55-10	463	7.12
2. Howard	56	35-21	384	6.86
3. North Carolina A&T	60	30-30	411	6.85
4. Oklahoma	63	55-8	430	6.83
5. Hampton	49	36-13	323	6.59

WINNING PERCENTAGE

	W	L	T	PCT
1. Tennessee	63	8	0	.887
2. Oklahoma	55	8	0	.873
3. Alabama	55	10	0	.846
4. LSU	55	12	0	.821
5. Northwestern	52	13	0	.800

HOME RUNS PER GAME

	G	W-L	HR	PG
1. Illinois	55	30-25	84	1.53
2. Brigham Young	63	43-20	87	1.38
3. Georgia Tech	70	54-16	96	1.37
4. Boston	48	34-14	65	1.35
5. Colorado State	58	30-28	78	1.34

DOUBLES PER GAME

	G	W-L	2B	PG
1. Howard	56	35-21	106	1.89
2. Monmouth	49	31-18	88	1.80
3. Tulsa	58	30-28	102	1.76
4. Niagara	38	18-20	62	1.63
5. Penn	42	23-19	68	1.62

TRIPLES PER GAME

	G	W-L	3B	PG
1. Lehigh	54	35-18-1	22	0.41
2. Southern	38	18-20	15	0.39
3. Michigan State	59	33-26	23	0.39
4. Florida A&M	62	16-45	22	0.35
5. Howard	56	35-21	19	0.34
34. Mississippi State	62	35-27	14	0.22

STOLEN BASES PER GAME

	G	W-L	SB	PG
1. Alabama	65	55-10	189	2.91
2. Tennessee	71	63-8	169	2.38
3. Ball State	56	22-34	127	2.27
4. Savannah State	27	5-22	60	2.22
5. Baylor	67	51-16	141	2.10
15. Mississippi State	62	35-27	116	1.81

SLUGGING PERCENTAGE

	G	W-L	AB	TB	PCT
1. Alabama	65	55-10	1622	893	.551
2. Georgia Tech	70	54-16	1915	1027	.536
3. Brigham Young	63	43-20	1705	900	.528
4. Illinois	55	30-25	1471	767	.521
5. Boston	48	34-14	1294	667	.515

DOUBLE PLAYS PER GAME

	G	W-L	DP	PG
1. North Texas	58	22-36	35	0.60
2. Penn	42	23-19	25	0.60
3. Stephen F. Austin	56	19-37	32	0.57
4. Oregon	63	44-19	35	0.56
5. Elon	60	28-32	31	0.52



INDIVIDUAL RECORDS

SINGLE GAME RECORDS

PITCHING

INNINGS PITCHED

10.0 - 5x, last: Jennifer Pursell vs. LSU, April 7, 2000

STRIKEOUTS

14 - 2x, last: Autumn Anderson vs. Siena, March 14, 1998

BATTING

AT-BATS

6 - 13x, last: Jennifer Nelson at LSU, March 19, 2002

RUNS

5 - Michelle Gates vs. Alabama State, March 1, 1997

HITS

5 - Shawna Feldt at Georgia, March 22, 1998

DOUBLES

3 - Jenny Hehnke vs. Tulsa, February 23, 1997

TRIPLES

3 - Hayle Guess v. Ole Miss, April 7, 2007

HOME RUNS

2 - 13x, last: Katie Cooley v. Southern Miss, April 24, 2007

TOTAL BASES

10 - Iyhia McMichael vs. Samford, February 16, 2003

RUNS BATTED IN

7 - 2x, last: Hayle Guess v. Pacific, May 18, 2007

BASE ON BALLS

3 - 28x, last: Katie Cooley v. E. Tenn., February 17, 2006

STOLEN BASES

4 - Chelsea Bramlett v. South Carolina, April 1, 2007

HIT BY PITCH

2 - 5x, last: Courtney Bures v. Cal-Davis, February 16, 2007

FIELDING

PUTOUTS

18 - Kate Jaspers v. Georgia Tech, May 8, 2004

ASSISTS

9 - Karrie Rider at Alabama, April 24, 1999

ERRORS

4 - Jenny Hehnke vs. Arkansas, March 29, 1997

SINGLE SEASON RECORDS

PITCHING

APPEARANCES

53 - Kasey Whitehead, 2002

GAMES STARTED

38 - Autumn Anderson, 1999

COMPLETE GAMES

25 - Autumn Anderson, 1998 (38 games started)
25 - Jennifer Pursell, 2000 (35 games started)

INNINGS PITCHED

275.2 - Autumn Anderson, 1998 (50 appearances)

VICTORIES

26 - Autumn Anderson, 1998 (13 losses)
26 - Jennifer Pursell, 2000 (16 losses)

WINNING PERCENTAGE

.900 - Kellie Wilkerson, 2001 (9-1)

SAVES

14 - Kellie Wilkerson, 2002 (41 appearances)

EARNED RUN AVERAGE

1.01 - Kim Davis, 1986 (11 ER in 97.2 IP)

SHUTOUTS

8 - Autumn Anderson, 1998 (26 victories)

STRIKEOUTS

246 - Autumn Anderson, 1998 (275.2 innings pitched)

STRIKEOUT RATIO (SO PER 7 INN)

7.26 - Kellie Wilkerson, 2002 (77 in 74.2 innings pitched)

BATTING

SEASON

AT-BATS

243 - Keri McCallum, 2000 (71 games)

RUNS

83 - Iyhia McMichael, 2004 (65 games)

RUNS PER GAME

1.28 - Iyhia McMichael, 2004 (83 in 65 games)

HITS

100 - Keri McCallum, 2000 (71 games)

DOUBLES

22 - Keri McCallum, 1999 (67 games)

DOUBLES PER GAME

0.33 - Keri McCallum, 1999 (22 in 67 games)

TRIPLES

11 - Keri McCallum, 1997 (54 games)
11 - Keri McCallum, 2000 (71 games)

TRIPLES PER GAME

0.20 - Keri McCallum, 1997 (11 in 54 games)

HOME RUNS

18 - Iyhia McMichael, 2003 (64 games)

HOME RUNS PER GAME

0.28 - Iyhia McMichael, 2003 (18 in 64 games)

TOTAL BASES

152 - Iyhia McMichael, 2004 (65 games)

SLUGGING PERCENTAGE (MIN. 70 AB)

.836 - Iyhia McMichael, 2004 (153 TB in 183 AB)

RUNS BATTED IN

65 - Kellie Wilkerson, 1999 (67 games)

RUNS BATTED IN PER GAME

0.98 - Iyhia McMichael, 2003 (63 in 64 games)

BASE ON BALLS

51 - Iyhia McMichael, 2004 (65 games)

INTENTIONAL BASE ON BALLS

13 - Kellie Wilkerson, 2001 (61 games)

BASE ON BALLS PER GAME

0.79 - Kellie Wilkerson, 2001 (48 in 61 games)

STOLEN BASES

46 - Chelsea Bramlett, 2007 (62 games)

STOLEN BASES PER GAME

0.74 - Chelsea Bramlett, 2007 (46 in 62 games)

STOLEN BASE PERCENTAGE (MIN. 20 ATT)

0.97 - Iyhia McMichael, 2003 (36 of 37 in 64 games)

HIT BY PITCH

13 - Courtney Bures, 2007 (61 games)

FIELDING

TOTAL CHANCES

511 - Kellie Wilkerson, 2002 (66 games)

PUTOUTS

477 - Sammie Jo Bailey, 2007 (62 games)

ASSISTS

193 - Courtney Bures, 2007 (62 games)

ERRORS

24 - Courtney Bures, 2007 (62 games)

FIELDING DOUBLE PLAYS

21 - Cheri Smith, 2000 (56 games)
21 - Sammie Jo Bailey, 2007 (62 games)

MISCELLANEOUS

CONSECUTIVE GAMES HITTING STREAK

25 - Iyhia McMichael, March 8 - April 9, 2003

CONSECUTIVE VICTORIES

10 - Michelle Gates, February 26 - March 28, 1997

GAME-WINNING RUNS BATTED IN

12 - Kellie Wilkerson, 1999 (67 games)

12 - Jennifer Waterman, 2004 (65 games)

GAME-WINNING RUNS SCORED

22 - Keri McCallum, 2000 (71 games)

CAREER RECORDS

PITCHING

APPEARANCES

131 - Melissa Massey, 2002-04

GAMES STARTED

103 - Melissa Massey, 2002-04

COMPLETE GAMES

45 - Melissa Massey, 2002-04 (103 games started)

INNINGS PITCHED

580.2 - Melissa Massey, 2002-04 (131 appearances)

VICTORIES

55 - Melissa Massey, 2002-04 (41 losses)

WINNING PERCENTAGE

.757 - Kim Davis, 1985-86 (28-9)

SAVES

32 - Kellie Wilkerson, 1999, 2001-02 (105 appearances)

EARNED RUN AVERAGE

1.26 - Kim Davis, 1985-86 (43 ER in 239.0 IP)

SHUTOUTS

13 - Autumn Anderson, 1998-99 (49 victories)

CONSECUTIVE SHUTOUTS

3 - Autumn Anderson, 5/9 - 5/10/98

STRIKEOUTS

406 - Autumn Anderson, 1998-99 (529.2 innings pitched)

STRIKEOUT RATIO (SO PER 7 INN)

5.89 - Kellie Wilkerson, 1999, 2001-02 (175 in 208.0 IP)

BATTING

AT-BATS

818 - Keri McCallum, 1997-2000 (247 games)

RUNS

218 - Iyhia McMichael, 2001-04 (258 games)

RUNS PER GAME

0.84 - Iyhia McMichael, 2001-04 (218 in 258 games)

HITS

319 - Keri McCallum, 1997-2000 (247 games)

DOUBLES

61 - Kellie Wilkerson, 1999-2002 (262 games)

DOUBLES PER GAME

0.23 - Keillie Wilkerson, 1999-2002 (61 in 262 games)

TRIPLES

38 - Keri McCallum, 1997-2000 (247 games)

TRIPLES PER GAME

0.15 - Keri McCallum, 1997-2000 (38 in 247 games)

HOME RUNS

44 - Kellie Wilkerson, 1999-2002 (262 games)

HOME RUNS PER GAME

0.14 - Iyhia McMichael, 2001-04 (37 in 258 games)

GRAND SLAMS

2 - Kasey Whitehead, 2000-02

2 - Iyhia McMichael, 2001-04

TOTAL BASES

529 - Kellie Wilkerson, 1999-02 (262 games)

SLUGGING PERCENTAGE

.713 - Kellie Wilkerson, 1999-02 (529 TB in 742 AB)

RUNS BATTED IN

182 - Iyhia McMichael, 2001-04 (258 games)

RUNS BATTED IN PER GAME

0.73 - Melanie Morgan, 1985-86 (55 in 76 games)

BASES ON BALLS

177 - Kellie Wilkerson, 1999-02 (262 games)

INTENTIONAL BASES ON BALLS

34 - Kellie Wilkerson, 1999-02 (262 games)

BASES ON BALLS PER GAME

0.68 - Kellie Wilkerson, 1999-02 (177 in 262 games)

STOLEN BASES

141 - Iyhia McMichael, 2001-04 (258 games)

STOLEN BASES PER GAME

0.55 - Iyhia McMichael, 2001-04 (141 in 258 games)

STOLEN BASE PERCENTAGE (MIN. 30 ATT)

0.90 - Iyhia McMichael, 2001-04 (141 of 157 in 258 games)

HIT BY PITCH

33 - Keri McCallum, 1997-00 (247 games)

FIELDING

TOTAL CHANCES

1,687 - Cheri Smith, 1998-2001 (239 games)

PUTOUTS

1,430 - Cheri Smith, 1998-2001 (239 games)

ASSISTS

614 - Karrie Rider, 1997-2000 (248 games)

ERRORS

66 - Karrie Rider, 1997-2000 (248 games)

FIELDING DOUBLE PLAYS

51 - Cheri Smith, 1998-01 (239 games)

MISCELLANEOUS

GAMES PLAYED

262 - Kellie Wilkerson, 1999-2002

CONSECUTIVE SUCCESSFUL STOLEN BASES

40 - Iyhia McMichael, Apr. 13, 2002 - Apr. 26, 2003

CONSECUTIVE SCORELESS INNINGS

29.0 - Autumn Anderson, May 8 - May 10, 1998


GAME-WINNING RUNS BATTED IN

28 - Kellie Wilkerson, 1999-02 (262 games)

28 - Iyhia McMichael, 2001-04 (258 games)

GAME-WINNING RUNS SCORED

50 - Keri McCallum, 1997-00 (247 games)



AUTUMN ANDERSON



INDIVIDUAL SINGLE GAME RECORDS

BATTING

AT-BATS	No.	Player vs. Opponent	Date
1.	6	Ariana Benardo vs. Alabama State	March 1, 1997
	6	Jenny Hehnke vs. Alabama State	March 1, 1997
	6	Nichole Henry vs. Alabama State	March 1, 1997
	6	Nichole Henry at Kentucky	April 11, 1997
	6	Karrie Rider at Kentucky	April 11, 1997
	6	Michelle Gates at Kentucky	April 11, 1997
	6	Kellie Wilkerson vs. Texas	March 1, 2002
	6	Kate Jaspers vs. Texas	March 1, 2002
	6	Blaire Brown vs. Texas	March 1, 2002
	6	Kasey Whitehead vs. Texas	March 1, 2002
	6	Krystal Tillman vs. Texas	March 1, 2002
	6	Jennifer Nelson at LSU	March 19, 2002
	6	Ilyhia McMichael at LSU	March 19, 2002

RUNS	No.	Player vs. Opponent	Date
1.	5	Michelle Gates vs. Alabama State	March 1, 1997
2.	4	Jenny Hehnke vs. Tulsa	February 23, 1997
	4	Nichole Henry vs. Alabama State	March 1, 1997
	4	Kendell Kimbrough vs. Alabama State	March 1, 1997
	4	Keri McCallum vs. Tennessee	April 14, 2000
	4	Ilyhia McMichael vs. Samford	February 16, 2003
	4	Ilyhia McMichael vs. Bradley	February 6, 2004
	4	Courtney Bures v. Seton Hall	February 23, 2007
9.	3	81 Times	

HITS	No.	Player vs. Opponent	Date
1.	5	Shawna Feldt at Georgia	March 22, 1998
2.	4	17 Times	

DOUBLES	No.	Player vs. Opponent	Date
1.	3	Jenny Hehnke vs. Tulsa	February 23, 1997
2.	2	48 Times	

TRIPLES	No.	Player vs. Opponent	Date
1.	3	Hayle Guess v. Ole Miss	April 7, 2007
2.	2	Keri McCallum vs. South Carolina	March 22, 1997
	2	Keri McCallum vs. Belmont	February 19, 2000
	No.	Player vs. Opponent	Date
	2	Ilyhia McMichael vs. Samford	February 16, 2003
	2	Brandi Watkins vs. Alabama A&M	February 20, 2004
	2	Blaire Brown vs. Alabama A&M	February 20, 2004
	2	Ilyhia McMichael vs. Mississippi Valley St.	February 21, 2004
	2	Courtney Bures vs. Long Beach State	March 11, 2006
8.	1	169 Times	

HOME RUNS	No.	Player vs. Opponent	Date
1.	2	Michelle Gates at Alabama State	March 1, 1997
	2	Michelle Gates vs. Evansville	February 28, 1998
	2	Kellie Wilkerson vs. Jacksonville State	March 12, 1999
	2	Kellie Wilkerson at Alabama	April 23, 1999
	2	Kellie Wilkerson vs. Northwestern St.	February 18, 2000
	2	Kellie Wilkerson at Mississippi	March 27, 2001
	2	Kellie Wilkerson vs. North Carolina	March 8, 2002
	2	Ilyhia McMichael at Mississippi	April 10, 2003
	2	Jennifer Waterman vs. Villanova	February 28, 2004
	2	Jennifer Waterman at Kentucky	March 27, 2004
	2	Courtney Bures vs. Mississippi Valley St.	February 6, 2005
	2	Hayle Guess vs. Jacksonville	February 10, 2006
	2	Katie Cooley at Southern Miss.	April 24, 2007

RUNS BATTED IN	No.	Player vs. Opponent	Date
1.	7	Ilyhia McMichael vs. Samford	February 16, 2003
	7	Hayle Guess v. Pacific	May 18, 2007
3.	6	Michelle Gates vs. Alabama State	March 1, 1997
	6	Kate Jaspers vs. Bradley	February 6, 2004
5.	5	Kendell Kimbrough vs. Alabama State	March 1, 1997
	5	Keri McCallum vs. Tennessee State	March 1, 1997
	5	Kellie Wilkerson vs. Auburn	May 8, 1999
	5	Krystal Tillman at Tennessee	March 31, 2001
	5	Tanelda McDonald vs. Jackson State	February 8, 2004
	5	Jennifer Waterman at Kentucky	March 27, 2004
	5	Courtney Bures v. Purdue	February 11, 2007
	5	Katie Cooley at Southern Miss.	April 24, 2007

TOTAL BASES	No.	Player vs. Opponent	Date
1.	10	Ilyhia McMichael vs. Samford	February 16, 2003
2.	9	Michelle Gates vs. Alabama State	March 1, 1997
	9	Michelle Gates vs. Evansville	February 28, 1998
	9	Kellie Wilkerson vs. Northwestern St.	February 18, 2000
	9	Hayle Guess vs. Jacksonville	February 10, 2006
	9	Hayle Guess v. Ole Miss	April 7, 2007
	9	Katie Cooley at Southern Miss.	April 24, 2007
8.	8	10 Times	

BASES ON BALLS	No.	Player vs. Opponent	Date
1.	4	Katie Cooley vs. LSU	March 30, 2005
2.	3	28 Times	

STOLEN BASES

No.	Player vs. Opponent	Date
1.	4 Chelsea Bramlett v. South Carolina	April 1, 2007
2.	3 Michelle Gates at Arkansas	March 27, 1998
3	3 Kellie Wilkerson vs. Utah State	February 13, 1999
3	3 Kellie Wilkerson vs. Georgia Southern	March 8, 2001
3	3 Ilyhia McMichael vs. Auburn	April 14, 2001
3	3 Jennifer Nelson vs. Belmont	February 13, 2002
3	3 Ilyhia McMichael vs. Texas	March 1, 2002
3	3 Ilyhia McMichael vs. Temple	March 9, 2002
3	3 Hayle Guess vs. Samford	March 1, 2006
3	3 Chelsea Bramlett v. Tennessee Tech	February 24, 2007

PITCHING

INNINGS		Player vs. Opponent	Date
1.	10.0	Michelle Gates vs. Georgia	March 26, 1997
	10.0	Alicia Judd vs. Louisiana Tech	April 25, 1997
	10.0	Autumn Anderson vs. Missouri	February 21, 1998
	10.0	Autumn Anderson vs. Samford	April 21, 1998
	10.0	Jennifer Pursell vs. LSU	April 7, 2000
6.	9.0	Autumn Anderson at Arkansas	March 28, 1998
	9.0	Autumn Anderson vs. Florida	April 30, 1999
	9.0	Autumn Anderson vs. LSU	May 15, 1999
	9.0	Jennifer Pursell vs. Stanford	March 5, 2000
10.	8.2	Autumn Anderson vs. Alabama	May 10, 1998
	8.2	Kasey Whitehead vs. Texas	March 1, 2002

STRIKEOUTS	No.	Player vs. Opponent	Date
1.	14	Autumn Anderson vs. Jacksonville St.	February 20, 1998
	14	Autumn Anderson vs. Siena	March 14, 1998
3.	13	Autumn Anderson vs. Samford	April 21, 1998
4.	12	Stephanie Comeaux at UAB	March 8, 2005
	12	Ragan Blake vs. East Tennessee State	February 19, 2006
	12	Ragan Blake vs. Samford	March 1, 2006
	12	Ragan Blake vs. Mercer	March 11, 2006
	12	Ragan Blake vs. Mississippi Valley State	March 21, 2006
9.	11	4 Times	

FIELDING

PUTOUTS	No.	Player vs. Opponent	Date
1.	18	Kate Jaspers vs. Georgia Tech	May 8, 2004
2.	17	Sammie Jo Bailey v. Nebraska	February 24, 2007
3.	16	Cheri Smith vs. Missouri	February 21, 1998
	16	Katie Johnson vs. North Carolina State	February 5, 2005
5.	15	Nichole Henry v. Louisiana-Monroe	April 23, 1997
	15	Nichole Henry at Mississippi	April 30, 1997
	15	Cheri Smith vs. Siena	March 14, 1998
	15	Nichole Henry vs. Siena	March 14, 1998
	15	Cheri Smith vs. Boston University	March 11, 2000
	15	Cheri Smith vs. Tennessee	April 14, 2000
	15	Kate Jaspers vs. Temple	March 10, 2001
	15	Kate Jaspers vs. Mississippi	April 20, 2004
	15	Kate Jaspers vs. Cal-Berkeley	May 21, 2004

ASSISTS	No.	Player vs. Opponent	Date
1.	9	Karrie Rider at Alabama	April 24, 1999
2.	8	Karrie Rider at Auburn	April 30, 2000
	8	Karrie Rider at Mississippi	April 30, 1997
	8	Michelle Gates vs. Utah	February 12, 2000
	8	Jennifer Jessup vs. Tennessee Tech	February 18, 2001
	8	Ilyhia McMichael vs. Michigan State	March 9, 2001
	8	Kasey Whitehead vs. Georgia Tech	April 19, 2001
	8	Callye Williams vs. Auburn	April 3, 2004
	8	Courtney Bures v. Auburn	March 24, 2007
10.	7	12 Times	

No.	Player vs. Opponent	Date
1.	Jenny Hehnke vs. Arkansas	March 29, 1997
2.	Michelle Gates vs. Utah State	February 13, 2000
	Faith Robinson at Arkansas	April 28, 2002
	Callye Williams at South Carolina	March 8, 2003
	Callye Williams at Mississippi	April 10, 2003
	Hayle Guess vs. UC-Santa Barbara	February 14, 2004
	Tanelda McDonald vs. Cal-Berkeley	February 25, 2005
	Courtney Bures v. Utah State	February 17, 2007
9.	64 Times	


MISCELLANEOUS

CONSECUTIVE GAMES HITTING STREAK	No.	Player	Dates
1.	25	Ilyhia McMichael	March 8 - April 9, 2003
2.	24	Kellie Wilkerson	February 6 - March 12, 1999
3.	20	Keri McCallum	April 17 - May 8, 1999
	20	Jennifer Nelson	March 22 - April 18, 2003
5.	19	Keri McCallum	May 3, 1997 - March 11, 1998
	19	Keri McCallum	March 11 - April 1, 2000
7.	18	Kellie Wilkerson	April 17 - May 8, 1999
8.	17	Ilyhia McMichael	April 3, 2004 - May 8, 2004
9.	16	Jenny Hehnke	March 28 - April 11, 1997
	16	Keri McCallum	March 14 - April 8, 1998
	16	Nakita Boyce	February 24 - March 17, 2007

CONSECUTIVE SUCCESSFUL STOLEN BASES	No.	Player	Dates
1.	40	Ilyhia McMichael	April 13, 2002 - April 26, 2003
2.	38	Chelsea Bramlett	February 16, 2007 - April 24, 2004
3.	29	Hayle Guess	February 6, 2004 - March 1, 2006
4.	22	Ilyhia McMichael	April 12, 2001 - March 8, 2002
5.	21	Courtney Bures	March 21, 2006 - April 28, 2007
6.	19	Michelle Gates	February 15 - March 27, 1998
7.	17	Keri McCallum	February 11 - March 31, 2000
8.	16	Ilyhia McMichael	May 16, 2003 - February 27, 2004
9.	15	Kendell Kimbrough	February 13, 1999 - February 13, 2000
	15	Krystal Tillman	April 24, 2002 - April 3, 2003

CONSECUTIVE VICTORIES	No.	Player	Dates
1.	10	Michelle Gates	February 26 - March 28, 1997
	10	Stephanie Comeaux	February 10 - March 5, 2006
3.	9	Melissa Massey	February 9 - March 8, 2003
4.	8	Autumn Anderson	February 12 - March 6, 1999
	8	Kellie Wilkerson	February 18 - April 19, 2001
	8	Melissa Massey	April 3 - May 8, 2004
	8	Ragan Blake	February 10 - March 1, 2006
8.	7	Jennifer Pursell	February 13 - March 4, 2000
	7	Kasey Whitehead	March 24 - April 11, 2002
10.	6	Jennifer Nelson	March 10, 2000 - February 17, 2001
	6	Kelli Miller	April 17 - May 13, 2004
	6	Ragan Blake	March 18 - March 30, 2006

CONSECUTIVE SCORELESS INNINGS PITCHED	No.	Player	Dates
1.	29.0	Autumn Anderson	May 8 - May 10, 1998
2.	26.1	Kellie Wilkerson	February 6 - March 27, 2001
3.	25.0	Jennifer Pursell	April 22 - May 11, 2001
4.	24.1	Kelli Miller	February 9 - February 16, 2007
5.	21.1	Autumn Anderson	February 21 - February 28, 1998
	21.1	Autumn Anderson	March 24 - March 27, 1998
7.	21.0	Autumn Anderson	March 28 - April 3, 1998
8.	19.1	Jenny Hehnke	February 23 - March 14, 1997
9.	18.1	Autumn Anderson	April 10 - April 14, 1998
10.	17.0	Kellie Wilkerson	March 26 - April 10, 1999



CALLYE WILLIAMS

INDIVIDUAL SINGLE SEASON RECORDS



BATTING

AT-BATS

Player	Year	Cl.	G	AB
1. Keri McCallum	2000	Sr.	71	243
2. Keri McCallum	1999	Jr.	67	235
3. Karrie Rider	2000	Sr.	71	216
4. Chelsea Bramlett	2007	Fr.	62	215
5. Michelle Gates	2000	Sr.	69	211
6. Jenny Hehnke	2000	Sr.	69	210
7. Courtney Bures	2005	Fr.	66	209
8. Jennifer Nelson	2003	Sr.	64	208
9. Iyhia McMichael	2002	So.	67	207
10. Jenny Hehnke	1999	Jr.	67	206

BATTING AVERAGE (Minimum 150 at-bats)

Player	Year	Cl.	G	AB	Hits	Avg.
1. Iyhia McMichael	2004	Sr.	65	183	87	.475
2. Kellie Wilkerson	1999	Fr.	67	203	90	.443
3. Kellie Wilkerson	2000	So.	68	181	78	.431
4. Keri McCallum	1997	Fr.	54	157	67	.427
5. Kellie Wilkerson	2001	Jr.	61	167	70	.419
6. Kellie Wilkerson	2002	Sr.	66	191	80	.419
7. Keri McCallum	2000	Sr.	71	243	100	.412
8. Iyhia McMichael	2003	Jr.	64	186	75	.403
9. Kate Jaspers	2004	Sr.	63	187	73	.390
10. Courtney Bures	2005	Fr.	66	209	81	.388

RUNS

Player	Year	Cl.	G	R
1. Iyhia McMichael	2004	Sr.	65	83
2. Keri McCallum	2000	Sr.	71	64
3. Iyhia McMichael	2003	Jr.	64	63
4. Keri McCallum	1999	Jr.	67	57
5. Chelsea Bramlett	2007	Fr.	62	56
6. Kellie Wilkerson	2001	Jr.	61	55
7. Kellie Wilkerson	2002	Sr.	66	51
8. Kellie Wilkerson	1999	Fr.	67	49
9. Courtney Bures	2005	Fr.	66	49
10. Michelle Gates	1998	So.	57	47

RUNS PER GAME (Minimum 30 Runs)

Player	Year	Cl.	G	R	Avg.
1. Iyhia McMichael	2004	Sr.	65	83	1.28
2. Iyhia McMichael	2003	Jr.	64	63	0.98
3. Melanie Morgan	1985	Jr.	38	36	0.95
4. Keri McCallum	2000	Sr.	71	64	0.90
5. Kellie Wilkerson	2001	Jr.	61	55	0.90
6. Chelsea Bramlett	2007	Fr.	62	56	0.90
7. Meg Hartnett	1985	Jr.	40	35	0.88
8. Keri McCallum	1999	Jr.	67	57	0.85
9. Michelle Gates	1998	So.	57	47	0.82
10. Sherri Jennings	1986	Sr.	37	30	0.81

HITS

Player	Year	Cl.	G	Hits
1. Keri McCallum	2000	Sr.	71	100
2. Kellie Wilkerson	1999	Fr.	67	90
3. Iyhia McMichael	2004	Sr.	65	87
4. Keri McCallum	1999	Jr.	67	88
5. Chelsea Bramlett	2007	Fr.	62	83
6. Courtney Bures	2005	Fr.	66	81
7. Kellie Wilkerson	2002	Sr.	66	80
8. Kellie Wilkerson	2000	So.	68	78
9. Iyhia McMichael	2003	Jr.	64	75
10. Kate Jaspers	2004	Sr.	63	73

HITS PER GAME (Minimum 65 Hits)

Player	Year	Cl.	G	Hits	Avg.
1. Keri McCallum	2000	Sr.	71	100	1.41
2. Kellie Wilkerson	1999	Fr.	67	90	1.34
3. Iyhia McMichael	2004	Sr.	65	87	1.34
4. Chelsea Bramlett	2007	Fr.	62	83	1.34
5. Keri McCallum	1999	Jr.	67	88	1.31
6. Jenny Hehnke	1997	Fr.	56	71	1.27
7. Michelle Gates	1998	So.	57	70	1.23
8. Courtney Bures	2005	Fr.	66	81	1.23
9. Kellie Wilkerson	2002	Sr.	66	80	1.21
10. Keri McCallum	1997	Fr.	56	67	1.20

DOUBLES

Player	Year	Cl.	G	2B
1. Keri McCallum	1999	Jr.	67	22
2. Kellie Wilkerson	2002	Sr.	66	18
3. Jennifer Waterman	2003	Jr.	52	18
4. Kellie Wilkerson	1999	Fr.	67	17
5. Michelle Gates	1997	Fr.	56	16
6. Iyhia McMichael	2004	Sr.	65	16
7. Courtney Bures	2005	Fr.	66	16
8. Michelle Gates	1998	So.	57	15
9. Michelle Gates	1999	Jr.	65	15
10. Iyhia McMichael	2002	So.	67	15

DOUBLES PER GAME (Minimum 11 Doubles)

Player	Year	Cl.	G	2B	Avg.
1. Jennifer Waterman	2003	Jr.	52	18	0.35
2. Keri McCallum	1999	Jr.	67	22	0.33
3. Michelle Gates	1997	Fr.	56	16	0.29
4. Kellie Wilkerson	2002	Sr.	66	18	0.27
5. Michelle Gates	1998	So.	57	15	0.26
6. Jenny Hehnke	1997	Fr.	56	14	0.25
7. Kellie Wilkerson	1999	Fr.	67	17	0.25
8. Iyhia McMichael	2004	Sr.	65	16	0.25
9. Courtney Bures	2005	Fr.	66	16	0.24
10. Michelle Gates	1999	Jr.	65	15	0.23

TRIPLES

Player	Year	Cl.	G	3B
1. Keri McCallum	1997	Fr.	54	11
2. Keri McCallum	2000	Sr.	71	11
3. Michelle Gates	1998	So.	57	10
4. Keri McCallum	1999	Jr.	67	10
5. Iyhia McMichael	2004	Sr.	65	10
6. Iyhia McMichael	2002	So.	67	8
7. Melanie Morgan	1985	Jr.	38	7
8. Jennifer Nelson	2003	Sr.	64	7
9. Keri McCallum	1998	So.	55	6
10. Kate Jaspers	2003	Jr.	63	6
11. Courtney Bures	2006	So.	61	6
12. Nakita Boyce	2007	Jr.	61	6

TRIPLES PER GAME (Minimum 5 Triples)

Player	Year	Cl.	G	3B	Avg.
1. Keri McCallum	1997	Fr.	54	11	0.20
2. Melanie Morgan	1985	Jr.	38	7	0.18
3. Michelle Gates	1998	So.	57	10	0.18
4. Keri McCallum	1999	Jr.	67	10	0.15
5. Keri McCallum	2000	Sr.	71	11	0.15
6. Iyhia McMichael	2004	Sr.	65	10	0.15
7. Meg Hartnett	1985	Jr.	40	5	0.13
8. Iyhia McMichael	2002	So.	67	8	0.12
9. Keri McCallum	1998	So.	55	6	0.11
10. Jennifer Nelson	2003	Sr.	64	7	0.11

HOME RUNS

Player	Year	Cl.	G	HR
1. Iyhia McMichael	2003	Jr.	64	18
2. Courtney Bures	2005	Fr.	66	17
3. Kellie Wilkerson	2001	Jr.	61	14
4. Kellie Wilkerson	1999	Fr.	67	13
5. Iyhia McMichael	2004	Sr.	65	10
6. Kellie Wilkerson	2002	Sr.	66	9
7. Melanie Morgan	1986	Sr.	38	8
8. Kellie Wilkerson	2000	So.	68	8
9. Katie Cooley	2005	So.	62	8
10. Sammie Jo Bailey	2006	Fr.	54	8

HOME RUNS PER GAME (Minimum 5 HR)

Player	Year	Cl.	G	HR	Avg.
1. Iyhia McMichael	2003	Jr.	64	18	0.28
2. Courtney Bures	2005	Fr.	66	17	0.26
3. Kellie Wilkerson	2001	Jr.	61	14	0.23
4. Melanie Morgan	1986	Sr.	38	8	0.21
5. Kellie Wilkerson	1999	Fr.	67	13	0.19
6. Meg Hartnett	1985	Jr.	40	6	0.15
7. Iyhia McMichael	2004	Sr.	65	10	0.15
8. Kellie Wilkerson	2002	Sr.	66	9	0.14
9. Sammie Jo Bailey	2006	Fr.	54	8	0.14
10. Katie Cooley	2005	So.	62	8	0.13

TOTAL BASES

Player	Year	Cl.	H	2B	3B	HR	TB
1. Courtney Bures	2005	Fr.	81	16	5	17	158
2. Iyhia McMichael	2004	Sr.	87	16	10	10	153
3. Kellie Wilkerson	1999	Fr.	90	17	3	13	152
4. Iyhia McMichael	2003	Jr.	75	10	5	18	149
5. Keri McCallum	2000	Sr.	100	11	11	4	145
6. Keri McCallum	1999	Jr.	88	22	10	0	130
7. Kellie Wilkerson	2002	Sr.	80	18	2	9	129
8. Kellie Wilkerson	2001	Jr.	70	12	2	14	128
9. Michelle Gates	1998	So.	70	15	10	6	123
10. Kellie Wilkerson	2000	So.	78	14	2	8	120

SLUGGING PERCENTAGE (Minimum 70 at-bats)

Player	Year	Cl.	G	AB	TB	Pct.
1. Iyhia McMichael	2004	Sr.	65	183	153	.836
2. Iyhia McMichael	2003	Jr.	64	186	149	.801
3. Kellie Wilkerson	2001	Jr.	61	167	128	.766
4. Courtney Bures	2005	Fr.	66	209	158	.756
5. Kellie Wilkerson	1999	Fr.	67	203	152	.749
6. Kellie Wilkerson	2002	Sr.	66	191	129	.675
7. Michelle Gates	1998	So.	57	184	123	.668
8. Kellie Wilkerson	2000	So.	68	181	120	.663
9. Melanie Morgan	1985	Jr.	38	118	73	.619
10. Keri McCallum	1997	Fr.	54	157	97	.618

RUNS BATTED IN

Player	Year	Cl.	G	RBI
1. Kellie Wilkerson	1999	Fr.	67	65
2. Iyhia McMichael	2003	Jr.	64	63
3. Courtney Bures	2007	Jr.	61	56
4. Jennifer Waterman	2004	Sr.	64	55
5. Courtney Bures	2005	Fr.	66	54
6. Michelle Gates	1997	Fr.	56	48
7. Iyhia McMichael	2002	So.	71	48
8. Kate Jaspers	2004	Sr.	63	47
9. Kellie Wilkerson	2000	So.	68	43
10. Karrie Rider	2000	Sr.	71	43

RUNS BATTED IN PER GAME (Minimum 30 RBI)

Player	Year	Cl.	G	RBI	Avg.
1. Iyhia McMichael	2003	Jr.	64	63	0.98
2. Kellie Wilkerson	1999	Fr.	67	65	0.97
3. Courtney Bures	2007	Jr.	61	56	0.92
4. Michelle Gates	1997	Fr.	56	48	0.86
5. Jennifer Waterman	2004	Sr.	64	55	0.86
6. Meg Hartnett	1985	Jr.	40	34	0.85
7. Courtney Bures	2005	Fr.	66	54	0.82
8. Kate Jaspers	2004	Sr.	63	47	0.75
9. Keri McCallum	1997	Fr.	54	39	0.72
10. Iyhia McMichael	2002	So.	67	48	0.72

STOLEN BASES

Player	Year	Cl.	G	SB
1. Chelsea Bramlett	2007	Fr.	62	46
2. Iyhia McMichael	2004	Sr.	65	41
3. Iyhia McMichael	2002	So.	67	36
4. Iyhia McMichael	2003	Jr.	64	36
5. Kellie Wilkerson	2001	Jr.	61	35
6. Keri McCallum	2000	Sr.	71	31
7. Michelle Gates	1998	So.	57	30
8. Iyhia McMichael	2001	Fr.	62	28
9. Keri McCallum	1997	Fr.	54	27
10. Hayle Guess	2007	Jr.	62	25

STOLEN BASES PER GAME (Minimum 15 SB)

Player	Year	Cl.	G	SB	Avg.
1. Chelsea Bramlett	2007	Fr.	62	46	0.74
2. Iyhia McMichael	2004	Sr.	65	41	0.63
3. Kellie Wilkerson	2001	Jr.	61	35	0.57
4. Iyhia McMichael	2003	Jr.	64	36	0.56
5. Iyhia McMichael	2002	So.	67	36	0.54
6. Michelle Gates	1998	So.	57	30	0.53
7. Keri McCallum	1997	Fr.	54	27	0.50
8. Iyhia McMichael	2001	Fr.	62	28	0.45
9. Keri McCallum	2000	Sr.	71	31	0.44
10. Hayle Guess	2007	Jr.	59	25	0.40

STOLEN BASE PERCENTAGE

(Minimum 15 Stolen Base Attempts)

University of South Alabama Softball All-Time Career Leaders							
	Player	Year	Cl.	G	SB	SBA	Pct.
1.	Iyhia McMichael	2003	Jr.	64	36	37	0.97
2.	Hayle Guess	2006	So.	61	23	25	0.92
3.	Chelsea Bramlett	2007	Fr.	62	46	50	0.92
4.	Keri McCallum	2000	Sr.	71	31	34	0.91
5.	Nakita Boyce	2007	Jr.	61	20	22	0.91
6.	Iyhia McMichael	2002	So.	67	36	40	0.90
7.	Krystal Tillman	2003	Jr.	64	16	14	0.89
8.	Kellie Wilkerson	2000	So.	68	21	28	0.88
9.	Iyhia McMichael	2001	Fr.	67	28	32	0.88
10.	Nakita Boyce	2007	Jr.	62	27	25	0.86



INDIVIDUAL SINGLE SEASON RECORDS

INTENTIONAL BASES ON BALLS

Player	Year	Cl.	G	IBB
1. Kellie Wilkerson	2001	Jr.	61	13
2. Kellie Wilkerson	1999	Fr.	67	9
3. Kellie Wilkerson	2000	So.	68	7
4. Ilyhia McMichael	2003	Jr.	64	7
5. Kellie Wilkerson	2002	So.	66	5
6. Michelle Gates	1998	So.	58	4
7. Courtney Bures	2006	So.	61	3
Katie Cooley	2006	Jr.	57	3
Courtney Bures	2007	Jr.	61	3
10. Eight Players with				2

HIT BY PITCH

Player	Year	Cl.	G	HBP
1. Courtney Bures	2007	Jr.	61	14
2. Keri McCallum	2000	Sr.	71	12
3. Keri McCallum	1998	So.	55	9
4. Keri McCallum	1997	Fr.	54	7
Kellie Wilkerson	2002	Sr.	66	7
Nakita Boyce	2005	Fr.	43	7
7. Keri McFarling	2005	So.	39	6
8. Seven Players with				5

GAME-WINNING RUNS BATTED IN

Player	Year	Cl.	G	GW
1. Kellie Wilkerson	1999	Fr.	67	12
Jennifer Waterman	2004	Sr.	64	12
3. Courtney Bures	2007	Jr.	61	10
4. Michelle Gates	2000	Sr.	69	9
Ilyhia McMichael	2002	So.	67	9
Karrie Rider	2000	Jr.	71	8
Kellie Wilkerson	2001	Jr.	61	8
8. Nine Players with				7

GAME-WINNING RUNS SCORED

Player	Year	Cl.	G	GW
1. Keri McCallum	2000	Sr.	71	22
2. Ilyhia McMichael	2004	Sr.	65	20
3. Keri McCallum	1999	Jr.	67	15
4. Hayle Guess	2006	So.	61	11
5. Kellie Wilkerson	2001	Jr.	61	10
6. Chelsea Bramlett	2007	Fr.	58	9
7. Keri McCallum	1998	So.	55	8
Jennifer Nelson	2003	Sr.	64	8
Courtney Bures	2005	Fr.	66	8
10. Jenny Hehnke	1997	Fr.	56	7
Cheri Smith	1998	Fr.	57	7
Kellie Wilkerson	2002	Sr.	66	7

PITCHING

APPEARANCES

Player	Year	Cl.	App
1. Kasey Whitehead	2002	Sr.	53
2. Autumn Anderson	1999	Sr.	51
3. Autumn Anderson	1998	Jr.	50
Jennifer Pursell	2000	Fr.	50
5. Sara Hickerson	2007	Sr.	45
6. Jennifer Pursell	2001	So.	43
7. Kellie Wilkerson	2002	Sr.	41
Melissa Massey	2003	So.	41
9. Kelli Miller	2007	Sr.	38
10. Melissa Massey	2004	Jr.	37
Ragan Blake	2006	So.	37

GAMES STARTED

Player	Year	Cl.	GS
1. Autumn Anderson	1999	Sr.	38
2. Jennifer Pursell	2000	Fr.	35
3. Kasey Whitehead	2002	Sr.	34
Melissa Massey	2003	So.	34
5. Melissa Massey	2004	Jr.	32
Kelli Miller	2007	Sr.	31
Jennifer Pursell	2001	So.	31
8. Autumn Anderson	1998	Jr.	29
Ragan Blake	2006	So.	29
10. Alicia Judd	1998	So.	28
Stephanie Comeaux	2006	Jr.	28

COMPLETE GAMES

Player	Year	Cl.	CG
1. Autumn Anderson	1998	Jr.	25
Jennifer Pursell	2000	Fr.	25
3. Michelle Gates	1997	Fr.	20
Ragan Blake	2006	So.	20
5. Autumn Anderson	1999	Sr.	19
6. Kim Davis	1985	Fr.	18
7. Vicki Bonar	1985	Fr.	17
8. Alicia Judd	1997	Fr.	16
Melissa Massey	2003	So.	16
10. Melissa Massey	2004	Jr.	15

INNINGS

Player	Year	Cl.	IP
1. Autumn Anderson	1998	Jr.	275.2
2. Jennifer Pursell	2000	Fr.	256.2
3. Autumn Anderson	1999	Sr.	254.0
4. Kasey Whitehead	2002	Sr.	221.2
5. Melissa Massey	2003	So.	198.2
6. Jennifer Pursell	2001	So.	198.0
7. Ragan Blake	2006	So.	192.2
8. Melissa Massey	2004	Jr.	180.0
9. Michelle Gates	1997	Fr.	176.0
10. Kelli Miller	2007	Sr.	165.0

WINNING PERCENTAGE (Minimum 10 Decisions)

Player	Year	Cl.	W	L	Pct.
1. Kellie Wilkerson	2001	Jr.	9	1	.900
2. Kim Davis	1985	Fr.	17	5	.773
3. Kim Davis	1986	So.	11	4	.733
4. Kathleen Tindle	1986	Fr.	7	3	.700
5. Cathy Pippins	1986	Fr.	9	4	.692
6. Autumn Anderson	1998	Jr.	26	13	.667
Melissa Massey	2004	Jr.	18	9	.667
8. Melissa Massey	2003	So.	22	12	.647
9. Autumn Anderson	1999	Sr.	23	13	.639
10. Kelli Miller	2007	Sr.	18	11	.621

VICTORIES

Player	Year	Cl.	W	L	Pct.
1. Autumn Anderson	1998	Jr.	26	13	.667
Jennifer Pursell	2000	Fr.	26	16	.619
3. Autumn Anderson	1999	Sr.	23	13	.639
4. Melissa Massey	2003	So.	22	12	.647
5. Kasey Whitehead	2002	Sr.	20	14	.588
6. Melissa Massey	2004	Jr.	18	9	.667
Kelli Miller	2007	Sr.	18	11	.621
8. Kim Davis	1985	Fr.	17	5	.773
9. Jennifer Pursell	2001	So.	16	13	.552
Ragan Blake	2006	So.	16	15	.516

SAVES

Player	Year	Cl.	SV
1. Kellie Wilkerson	2002	Sr.	14
2. Kellie Wilkerson	2001	Jr.	10
Sara Hickerson	2007	Sr.	10
4. Kellie Wilkerson	1999	Fr.	8
5. Ragan Blake	2005	Fr.	7
6. Stephanie Owens	2003	Fr.	5
7. Jennifer Pursell	2000	Fr.	4
8. Five Players with			3

EARNED RUN AVERAGE (Minimum 85 Innings)

Player	Year	Cl.	App	IP	R	ER	ERA
1. Kim Davis	1986	So.	21	97.2	22	11	1.01
2. Autumn Anderson	1998	Jr.	50	275.2	75	42	1.07
3. Cathy Pippins	1986	Fr.	20	87.1	30	13	1.34
4. Kim Davis	1985	Fr.	24	141.1	48	32	1.58
5. Vicki Bonar	1985	Sr.	22	132.0	52	30	1.59
6. Stephanie Comeaux	2006	Jr.	29	155.2	55	39	1.75
7. Ragan Blake	2006	So.	37	192.2	75	49	1.78
8. Alicia Judd	1998	So.	32	129.1	49	35	1.89
9. Michelle Gates	1997	Fr.	31	176.0	79	48	1.91
10. Kelli Miller	2004	Fr.	30	131.1	66	36	1.92

SHUTOUTS

Player	Year	Cl.	ShO
1. Autumn Anderson	1998	Jr.	8
2. Jennifer Pursell	2000	Fr.	7
Ragan Blake	2006	So.	7
4. Melissa Massey	2003	So.	6
5. Alicia Judd	1998	So.	5
Autumn Anderson	1999	Sr.	5
Kelli Miller	2004	Fr.	5
Kelli Miller	2005	So.	5
9. Six Players with			4

STRIKEOUT RATIO (Minimum 50 Innings)

Player	Year	Cl.	SO	IP	Avg.
1. Kellie Wilkerson	2002	Sr.	77	74.2	7.26
2. Ragan Blake	2006	So.	183	192.2	6.66
3. Autumn Anderson	1998	Jr.	246	275.2	6.26
4. Sara Hickerson	2007	Sr.	72	100.2	5.01
5. Melissa Massey	2004	Jr.	115	180.0	4.47
6. Autumn Anderson	1999	Sr.	160	254.0	4.41
7. Kellie Wilkerson	1999	Fr.	50	85.2	4.11
8. Stephanie Comeaux	2006	Jr.	90	155.2	4.06
9. Stephanie Comeaux	2004	Fr.	47	82.1	4.00
10. Jennifer Pursell	2000	Fr.	143	256.2	3.91

STRIKEOUTS

Player	Year	Cl.	SO
1. Autumn Anderson	1998	Jr.	246
2. Ragan Blake	2006	So.	183
3. Autumn Anderson	1999	Sr.	160
Jennifer Pursell	2000	Fr.	143
5. Melissa Massey	2004	Jr.	115
Jennifer Pursell	2001	So.	107
7. Melissa Massey	2003	So.	96
8. Kasey Whitehead	2002	Sr.	95
9. Stephanie Comeaux	2006	Jr.	90
10. Kelli Miller	2007	Sr.	85

FIELDING

FIELDING PERCENTAGE (Minimum 250 TC)

Player	Year	Cl.	TC	PO	A	E	Pct.
1. Blair Hewett	2006	Jr.	311	283	27	1	.997
2. Lindsay Hunley	2005	Fr.	462	438	22	2	.996
3. Kate Jaspers	2003	Jr.	476	446	27	3	.994
4. Keri McCallum	2000	Sr.	252	204	46	2	.992
5. Jennifer Waterman	2004	Sr.	381	343	35	3	.992
6. Kate Jaspers	2004	Sr.	323	312	8	3	.991
7. Cheri Smith	1999	So.	499	459	35	5	.990
8. Kellie Wilkerson	2002	Sr.	511	447	58	6	.988
Sammie Jo Bailey	2007	So.	498	477	15	6	.988
10. Kate Jaspers	2001	Fr.	314	300	10	4	.987

TOTAL CHANCES

Player	Year	Cl.	TC	PO	A	E	Pct.
1. Kellie Wilkerson	2002	Sr.	511	447	58	6	.988
2. Cheri Smith	1999	So.	499	459	35	5	.990
3. Sammie Jo Bailey	2007	So.	498	477	15	6	.988
4. Cheri Smith	2000	Jr.	486	450	26	10	.979
5. Kate Jaspers	2003	Jr.	476	446	27	3	.994
6. Lindsay Hunley	2005	Fr.	462	438	22	2	.996
7. Nichole Henry	1997	Fr.	458	421	20	17	.963
8. Cheri Smith	1998	Fr.	411	374	31	6	.985
9. Jennifer Waterman	2004	Sr.	381	343	35	3	.992
10. Karrie Rider	2000	Sr.	327	130	181	16	.951

PUTOUTS

Player	Year	Cl.	TC	PO	A	E	Pct.
1. Sammie Jo Bailey	2007	So.	498	477	15	6	.988
2. Cheri Smith	1999	So.	499	459	35	5	.990
3. Cheri Smith	2000	Jr.	486	450	26	10	.979
4. Kellie Wilkerson	2002	Sr.	511	447	58	6	.988
5. Kate Jaspers	2003	Jr.	476	446	27	3	.994
6. Lindsay Hunley	2005	Fr.	462	438	22	2	.996
7. Nichole Henry	1997	Fr.	458	421	20	17	.963
8. Cheri Smith	1998	Fr.	411	374	31	6	.985
9. Jennifer Waterman	2004	Sr.	381	343	35	3	.992
10. Kate Jaspers	2004	Sr.	323	312	8	3	.991

ASSISTS

Player	Year	Cl.	TC	PO	A	E	Pct.
1. Courtney Bures	2007	Jr.	311	94	193	24	.923
2. Karrie Rider	2000	Sr.	327	130	181	16	.951
3. Karrie Rider	1997	Fr.	261	77	171	16	.939
4. Jennifer Jessup	2003	Jr.	248	70	163	15	.940
5. Michelle Gates	2000	Sr.	231	58	157	16	.931
6. Jessie Bailey	2007	Fr.	216	54	151	11	.949
7. Jennifer Jessup	2002	So.	279	113	149	17	.939
8. Michelle Gates	1997	Fr.	217	59	147	11	.949
9. Michelle Gates	1999	Jr.	228	73	142	13	.943
Tanelda McDonald	2004	Jr.	208	59	142	7	.966

ERRORS

Player	Year	Cl.	TC	PO	A	E	Pct.
1. Courtney Bures	2007	Jr.	311	94	193	24	.923
2. Karrie Rider	1999	Jr.	281	129	131	21	.925
3. Chelsea Bramlett	2007	Fr.	277	167	90	20	.928
4. Hayle Guess	2004	Fr.	182	75	88	19	.896
Courtney Bures	2005	Fr.	231	95	117	19	.918
6. Nichole Henry	1997	Fr.	458	421	20	17	.963

INDIVIDUAL CAREER RECORDS



BATTING

GAMES

Player	Years	Games
1. Kellie Wilkerson	1999-02	262
2. Iyhia McMichael	2001-04	258
3. Jennifer Jessup	2000-05	255
4. Karrie Rider	1997-00	248
Jenny Hehnke	1997-00	248
Kate Jaspers	2001-04	248
7. Keri McCallum	1997-00	247
Michelle Gates	1997-00	247
9. Cheri Smith	1998-01	239
10. Jennifer Waterman	2001-04	226

AT-BATS

Player	Years	G	AB
1. Keri McCallum	1997-00	247	818
2. Jenny Hehnke	1997-00	248	775
3. Michelle Gates	1997-00	247	767
4. Iyhia McMichael	2001-04	258	765
5. Kellie Wilkerson	1999-02	262	742
6. Karrie Rider	1997-00	248	721
7. Jennifer Jessup	2001-05	258	665
8. Kate Jaspers	2001-04	248	644
9. Callye Williams	2003-06	224	604
10. Jennifer Waterman	2001-04	226	591
Blaire Brown	2001-04	220	591

BATTING AVERAGE (Minimum 250 at-bats)

Player	Years	G	AB	Hits	Avg.
1. Kellie Wilkerson	1999-02	262	742	318	.429
2. Keri McCallum	1997-00	247	818	319	.390
3. Iyhia McMichael	2001-04	258	765	292	.382
4. Courtney Bures	2005-07	188	569	207	.364
5. Jenny Hehnke	1997-00	248	775	264	.341
6. Michelle Gates	1997-00	247	767	255	.332
7. Jennifer Nelson	2000-02	156	555	174	.314
8. Kate Jaspers	2001-04	248	644	196	.304
9. Melanie Morgan	1983-86	123	381	114	.299
10. Hayle Guess	2004-07	192	547	162	.296

RUNS

Player	Years	G	R
1. Iyhia McMichael	2001-04	258	218
2. Kellie Wilkerson	1999-02	262	198
3. Keri McCallum	1997-00	247	191
4. Michelle Gates	1997-00	247	140
5. Courtney Bures	2005-07	188	121
6. Jenny Hehnke	1997-00	248	114
7. Jennifer Jessup	2001-05	258	112
8. Kate Jaspers	2001-04	248	111
9. Hayle Guess	2004-07	192	111
10. Jennifer Nelson	2000-03	220	105

RUNS PER GAME (Minimum 65 Runs)

Player	Years	G	Runs	Avg.
1. Iyhia McMichael	2001-04	258	218	0.84
2. Keri McCallum	1997-00	247	191	0.77
3. Kellie Wilkerson	1999-02	262	198	0.76
4. Courtney Bures	2005-07	188	121	0.64
5. Melanie Morgan	1983-86	123	78	0.63
6. Hayle Guess	2004-07	192	111	0.58
7. Michelle Gates	1997-00	247	140	0.57
8. Jennifer Nelson	2000-03	220	105	0.48
9. Jenny Hehnke	1997-00	248	114	0.46
10. Kate Jaspers	2001-04	248	111	0.45

HITS

Player	Years	G	Hits	Avg.
1. Keri McCallum	1997-00	247	319	.390
2. Kellie Wilkerson	1999-02	262	318	.429
3. Iyhia McMichael	2001-04	258	292	.382
4. Jenny Hehnke	1997-00	248	264	.341
5. Michelle Gates	1997-00	247	255	.332
6. Courtney Bures	2005-07	188	207	.364
7. Kate Jaspers	2001-04	248	196	.304
8. Karrie Rider	1997-00	248	187	.259
9. Jennifer Jessup	2001-05	258	185	.278
10. Jennifer Nelson	2000-03	220	174	.314

DOUBLES

Player	Years	G	2B
1. Kellie Wilkerson	1999-02	262	61
2. Michelle Gates	1997-00	247	55
3. Iyhia McMichael	2001-04	258	50
4. Keri McCallum	1997-00	247	43
5. Courtney Bures	2005-07	188	38
6. Jennifer Waterman	2001-04	226	36
7. Jenny Hehnke	1997-00	248	35
8. Karrie Rider	1997-00	248	31
9. Lindsay Nelson	2001-04	202	29
Jennifer Jessup	2001-05	258	29

DOUBLES PER GAME (Minimum 20 doubles)

Player	Years	G	2B	Avg.
1. Kellie Wilkerson	1999-02	262	61	0.23
2. Michelle Gates	1997-00	247	55	0.22
3. Courtney Bures	2005-07	188	38	0.20
4. Iyhia McMichael	2001-04	258	50	0.19
5. Keri McCallum	1997-00	247	43	0.17
6. Jennifer Waterman	2001-04	226	36	0.16
7. Jenny Hehnke	1997-00	248	35	0.14
8. Lindsay Nelson	2001-04	202	29	0.14
9. Karrie Rider	1997-00	248	31	0.13
Callye Williams	2003-06	224	28	0.13

TRIPLES

Player	Years	G	3B
1. Keri McCallum	1997-00	247	38
2. Iyhia McMichael	2001-04	258	26
3. Michelle Gates	1997-00	247	21
4. Courtney Bures	2005-07	188	13
5. Melanie Morgan	1983-86	123	10
Meg Hartnett	1983-86	128	10
Jennifer Nelson	2000-03	220	10
Hayle Guess	2004-07	192	10
9. Kellie Wilkerson	1999-02	262	9
Kate Jaspers	2001-04	248	9

TRIPLES PER GAME (Minimum 5 triples)

Player	Years	G	3B	Avg.
1. Keri McCallum	1997-00	247	38	0.15
2. Iyhia McMichael	2001-04	258	26	0.10
3. Michelle Gates	1997-00	247	21	0.09
4. Melanie Morgan	1983-86	123	10	0.08
5. Meg Hartnett	1983-86	128	10	0.07
Courtney Bures	2005-07	188	13	0.07
7. Bonnie McWatters	1984-86	101	5	0.05
Jennifer Nelson	2000-03	220	10	0.05
Hayle Guess	2004-07	192	10	0.05
Kate Jaspers	2001-04	248	9	0.04

HOME RUNS

Player	Years	G	HR
1. Kellie Wilkerson	1999-02	262	44
2. Iyhia McMichael	2001-04	258	37
3. Courtney Bures	2005-07	188	26
4. Katie Cooley	2004-07	197	17
5. Michelle Gates	1997-00	247	16
6. Melanie Morgan	1985-86	76	14
7. Blaire Brown	2001-04	220	12
8. Meg Hartnett	1984-86	128	11
Kasey Whitehead	2000-02	175	11
Jennifer Jessup	2001-05	258	11
Hayle Guess	2004-07	192	11
Sammie Jo Bailey	2006-07	113	11

HOME RUNS PER GAME (Minimum 7 home runs)

Player	Years	G	HR	Avg.
1. Kellie Wilkerson	1999-02	262	44	0.17
2. Iyhia McMichael	2001-04	258	37	0.14
3. Courtney Bures	2005-07	188	26	0.14
4. Melanie Morgan	1983-86	123	14	0.11
5. Sammie Jo Bailey	2004-07	113	11	0.10
6. Meg Hartnett	1984-86	128	11	0.09
Katie Cooley	2004-07	197	17	0.09
8. Bonnie McWatters	1984-86	101	8	0.08
9. Michelle Gates	1997-00	247	16	0.06
Kasey Whitehead	2000-02	175	11	0.06
Hayle Guess	2004-07	192	11	0.06



JENNIFER WATERMAN



INDIVIDUAL CAREER RECORDS

TOTAL BASES

Player	Years	G	H	2B	3B	HR	TB
1. Kellie Wilkerson	1999-02	262	318	61	9	44	529
2. Iyhia McMichael	2001-04	258	292	50	26	37	505
3. Keri McCallum	1997-00	247	319	43	38	8	462
4. Michelle Gates	1997-00	247	255	55	21	16	400
5. Courtney Bures	2005-07	188	207	38	13	26	349
6. Jenny Hehnke	1997-00	248	264	35	5	1	312
7. Kate Jaspers	2001-04	248	196	28	9	3	251
8. Jennifer Jessup	2001-05	258	185	29	2	11	251
9. Jennifer Waterman	2001-04	226	170	36	5	7	237
10. Hayle Guess	2004-07	192	162	20	10	11	235

SLUGGING PERCENTAGE (Minimum 250 at-bats)

Player	Years	G	AB	TB	Pct.
1. Kellie Wilkerson	1999-02	262	742	529	.713
2. Iyhia McMichael	2001-04	258	765	505	.660
3. Courtney Bures	2005-07	188	569	349	.613
4. Keri McCallum	1997-00	247	818	462	.565
5. Michelle Gates	1997-00	247	767	400	.522
6. Melanie Morgan	1983-86	123	381	190	.499
7. Meg Hartnett	1983-86	128	409	182	.445
8. Katie Cooley	2004-07	197	453	198	.437
9. Hayle Guess	2005-07	192	547	235	.430
10. Sammie Jo Bailey	2006-07	113	319	132	.414

RUNS BATTED IN

Player	Years	G	RBI
1. Iyhia McMichael	2001-04	258	182
2. Kellie Wilkerson	1999-02	262	175
3. Michelle Gates	1997-00	247	159
4. Courtney Bures	2005-07	188	147
5. Jennifer Waterman	2001-04	226	120
6. Keri McCallum	1997-00	247	105
7. Blaire Brown	2001-04	220	102
8. Kate Jaspers	2001-04	248	100
9. Jennifer Jessup	2001-05	258	94
10. Karrie Rider	1997-00	248	92

RUNS BATTED IN PER GAME (Minimum 65 RBI)

Player	Years	G	RBI	Avg.
1. Courtney Bures	2005-07	188	147	0.78
2. Iyhia McMichael	2001-04	258	182	0.71
3. Melanie Morgan	1983-86	123	72	0.59
4. Kellie Wilkerson	1999-02	262	175	0.67
5. Michelle Gates	1997-00	247	159	0.64
6. Jennifer Waterman	2001-04	226	120	0.53
7. Meg Hartnett	1983-86	128	65	0.51
8. Blaire Brown	2001-04	220	102	0.46
9. Keri McCallum	1997-00	247	105	0.43
10. Katie Cooley	2004-07	197	85	0.43

BASES ON BALLS

Player	Years	G	BB
1. Kellie Wilkerson	1999-02	262	177
2. Iyhia McMichael	2001-04	258	146
3. Katie Cooley	2004-07	197	86
4. Cheri Smith	1998-01	239	85
5. Jennifer Waterman	2001-04	226	71
6. Jennifer Jessup	2001-05	258	67
7. Kate Jaspers	2001-04	248	58
8. Michelle Gates	1997-00	237	51
9. Callye Williams	2003-06	224	47
Courtney Bures	2004-07	192	47

INTENTIONAL BASES ON BALLS

Player	Years	G	IBB
1. Kellie Wilkerson	1999-02	262	34
2. Iyhia McMichael	2001-04	258	12
3. Courtney Bures	2005-07	188	8
4. Michelle Gates	1997-00	247	7
5. Katie Cooley	2004-07	197	6
6. Keri McCallum	1997-00	247	3
7. Jennifer Waterman	2001-04	226	3
8. Nichole Henry	1997-00	198	2
Brooke Best	2000-03	190	2
Chelsea Bramlett	2007	62	2

STOLEN BASES

Player	Years	G	SB
1. Iyhia McMichael	2001-04	258	141
2. Keri McCallum	1997-00	247	90
3. Kellie Wilkerson	1999-02	262	84
4. Michelle Gates	1997-00	247	81
5. Hayle Guess	2004-07	192	63
6. Chelsea Bramlett	2007	62	46
7. Courtney Bures	2005-07	188	46
8. Nakita Boyce	2005-07	165	45
9. Krystal Tillman	2001-03	184	38
10. Kendell Kimbrough	1997-00	223	36

STOLEN BASES PER GAME (Minimum 15 stolen bases)

Player	Years	G	SB	Avg.
1. Chelsea Bramlett	2007	62	46	0.74
2. Iyhia McMichael	2001-04	258	141	0.55
3. Keri McCallum	1997-00	247	90	0.36
4. Michelle Gates	1997-00	247	81	0.33
5. Kellie Wilkerson	1999-02	262	84	0.32
6. Hayle Guess	2004-07	192	53	0.28
7. Nakita Boyce	2005-07	165	45	0.27
8. Courtney Bures	2005-07	188	46	0.24
9. Krystal Tillman	2001-03	184	38	0.21
10. Jennifer Jessup	2001-03	188	32	0.17

STOLEN BASE PERCENTAGE (Minimum 20 attempts)

Player	Years	G	SB	SBA	Pct.
1. Chelsea Bramlett	2007	62	46	50	.920
2. Hayle Guess	2005-07	192	63	69	.913
3. Iyhia McMichael	2001-04	258	141	157	.898
4. Kate Jaspers	2001-04	248	27	31	.871
5. Nakita Boyce	2005-07	165	45	52	.865
6. Jamie Smith	1998-99	123	15	18	.833
7. Krystal Tillman	2001-03	184	38	46	.826
8. Michelle Gates	1997-00	247	81	102	.794
9. Keri McCallum	1997-00	247	90	114	.789
10. Jennifer Jessup	2001-05	258	35	45	.778

HIT BY PITCH

Player	Years	G	HBP
1. Keri McCallum	1997-00	247	33
2. Courtney Bures	2005-07	188	24
3. Kellie Wilkerson	1999-02	262	18
4. Nakita Boyce	2005-07	165	15
5. Michelle Gates	1997-00	247	14
6. Kate Jaspers	2001-04	248	10
7. Hayle Guess	2004-07	192	9
8. Five Players With			8

GAME-WINNING RUNS BATTED IN

Player	Years	G	GW
1. Kellie Wilkerson	1999-02	262	28
2. Iyhia McMichael	2001-04	258	28
3. Michelle Gates	1997-00	247	27
4. Jennifer Waterman	2001-04	226	20
5. Blaire Brown	2001-04	220	14
6. Keri McCallum	1997-00	247	13
7. Jenny Hehnke	1997-00	248	13
8. Jennifer Jessup	2001-05	258	12
9. Karrie Rider	1997-00	239	11
10. Cheri Smith	1998-01	239	9

GAME-WINNING RUNS SCORED

Player	Years	G	GW
1. Keri McCallum	1997-00	247	50
2. Iyhia McMichael	2001-04	258	32
3. Kellie Wilkerson	1999-02	262	25
4. Jenny Hehnke	1997-00	248	16
5. Jennifer Nelson	2000-03	220	16
6. Kate Jaspers	2001-04	248	14
7. Courtney Bures	2005-07	188	14
8. Cheri Smith	1998-01	239	13
9. Krystal Tillman	2001-03	184	11
Hayle Guess	2004-05	130	11

PITCHING

APPEARANCES

Player	Years	APP
1. Melissa Massey	2002-05	131
2. Kelli Miller	2004-07	110
3. Stephanie Comeaux	2004-07	107
4. Kellie Wilkerson	1999-02	105
5. Autumn Anderson	1998-99	101
6. Kasey Whitehead	2000-02	95
7. Jennifer Pursell	2000-01	93
8. Sara Hickerson	2004-07	87
9. Jennifer Nelson	2000-03	65
Ragan Blake	2005-06	65

GAMES STARTED

Player	Years	W-L	GS
1. Melissa Massey	2002-05	55-41	103
2. Kelli Miller	2004-07	45-34	82
3. Stephanie Comeaux	2004-07	38-30	77
4. Autumn Anderson	1998-99	49-26	67
5. Jennifer Pursell	2000-01	42-29	66
6. Kasey Whitehead	2000-02	28-23	55
7. Alicia Judd	1997-98	21-17	48
8. Jennifer Nelson	2000-03	19-14	45
9. Vicki Bonar	1984-85	19-18	40
10. Kim Davis	1985-86	28-9	37

COMPLETE GAMES

Player	Years	GS	W-L	CG
1. Melissa Massey	2002-05	103	55-41	45
2. Autumn Anderson	1998-99	67	49-26	44
3. Jennifer Pursell	2000-01	66	42-29	36
4. Vicki Bonar	1984-85	40	19-18	30
5. Kim Davis	1985-86	37	28-9	28
6. Kelli Miller	2004-07	82	45-34	26
7. Alicia Judd	1997-98	48	21-17	23
8. Michelle Gates	1997-00	26	15-11	20
9. Ragan Blake	2005-06	31	20-18	20
Stephanie Comeaux	2004-07	77	38-30	20

INNINGS PITCHED

Player	Years	APP	W-L	IP
1. Melissa Massey	2002-05	131	55-41	580.2
2. Autumn Anderson	1998-99	101	49-26	529.2
3. Jennifer Pursell	2000-01	93	42-29	454.2
4. Kelli Miller	2004-07	110	45-34	454.2
5. Stephanie Comeaux	2004-07	107	38-30	422.2
6. Kasey Whitehead	2000-02	95	28-23	384.0
7. Alicia Judd	1997-98	56	21-17	272.2
8. Ragan Blake	2005-06	65	20-18	259.2
9. Vicki Bonar	1984-85	43	19-18	257.0
10. Kim Davis	1985-86	45	28-9	239.0

INDIVIDUAL CAREER RECORDS



VICTORIES

Player	Years	APP	W	L	Pct.
1. Melissa Massey	2002-05	131	55	41	.573
2. Autumn Anderson	1998-99	101	49	26	.653
3. Kelli Miller	2004-07	110	45	34	.570
Jennifer Pursell	2000-01	93	42	29	.592
5. Stephanie Comeaux	2004-07	107	38	30	.558
6. Kim Davis	1985-86	45	28	9	.757
Kasey Whitehead	2000-02	95	28	23	.549
8. Kellie Wilkerson	1999-02	105	22	11	.667
9. Alicia Judd	1997-98	56	21	17	.553
10. Ragan Blake	2005-06	65	20	18	.526

WINNING PERCENTAGE (Minimum 40 appearances)

Player	Years	APP	W	L	Pct.
1. Kim Davis	1985-86	45	28	9	.757
2. Kellie Wilkerson	1999-02	105	22	11	.667
Jennifer Nelson	2000-03	65	19	14	.576
4. Autumn Anderson	1998-99	101	49	26	.653
5. Jennifer Pursell	2000-01	93	42	29	.592
6. Melissa Massey	2002-03	114	48	35	.573
7. Kelli Miller	2004-07	110	45	34	.570
8. Stephanie Comeaux	2004-07	107	38	30	.558
9. Alicia Judd	1997-98	56	21	17	.553
10. Kasey Whitehead	2000-02	95	28	23	.549

SAVES

Player	Years	APP	W-L	SV
1. Kellie Wilkerson	1999-02	105	22-11	32
2. Sara Hickerson	2004-07	87	7-9	12
3. Jennifer Pursell	2000-01	93	42-29	7
Ragan Blake	2005-06	65	20-18	7
5. Courtney Frank	2000-01, 03	54	12-13	5
Stephanie Owens	2003	16	0-2	5
Stephanie Comeaux	2004-07	107	38-30	5
8. Kim Davis	1985-86	45	28-9	3
Autumn Anderson	1998-99	101	49-26	3
Kasey Whitehead	2000-02	95	28-23	3
Kelli Miller	2004-07	110	45-34	3

EARNED RUN AVERAGE (Minimum 135 Innings)

Player	Years	APP	W-L	IP	R	ER	ERA
1. Kim Davis	1985-86	45	28-9	239.0	70	43	1.26
2. Autumn Anderson	1998-99	101	49-26	529.2	173	119	1.57
3. Kellie Wilkerson	1999-02	105	22-11	208.0	85	48	1.62
4. Vicki Bonar	1984-85	43	19-18	257.0	114	65	1.77
5. Michelle Gates	1997-00	31	15-11	176.0	79	48	1.91
Alicia Judd	1997-98	56	21-17	272.2	117	76	1.95
7. Jennifer Pursell	2000-01	93	42-29	454.2	164	129	1.99
8. Ragan Blake	2005-06	65	20-18	259.2	108	76	2.05
9. Kelli Miller	2004-07	110	45-34	454.2	216	138	2.12
10. Stephanie Comeaux	2004-07	107	38-30	422.2	200	144	2.38

STRIKEOUTS

Player	Years	APP	IP	SO
1. Autumn Anderson	1998-99	101	529.2	406
2. Melissa Massey	2002-04	131	580.2	341
3. Stephanie Comeaux	2004-07	107	422.2	269
4. Jennifer Pursell	2000-01	93	454.2	250
5. Ragan Blake	2005-06	65	259.2	241
6. Kelli Miller	2004-07	110	454.2	219
7. Kellie Wilkerson	1999-02	105	208.0	175
8. Kasey Whitehead	2000-02	95	384.0	153
9. Sara Hickerson	2004-07	87	177.0	114
10. Vicki Bonar	1984-85	43	257.0	107

STRIKEOUT RATIO (Minimum 130 Innings)

Player	Years	APP	IP	SO	Avg.
1. Ragan Blake	2005-06	65	259.2	241	6.51
2. Kellie Wilkerson	1999-02	105	208.0	175	5.89
3. Autumn Anderson	1998-99	101	529.2	406	5.37
4. Sara Hickerson	2004-07	87	177.0	114	4.51
5. Stephanie Comeaux	2004-07	107	422.2	269	4.46
6. Melissa Massey	2002-05	131	580.2	341	4.11
7. Jennifer Pursell	2000-01	93	454.2	250	3.85
8. Kelli Miller	2004-07	110	454.2	219	3.37
9. Michelle Gates	1997-00	31	176.0	76	3.02
10. Vicki Bonar	1984-85	43	257.0	107	2.91

SHUTOUTS

Player	Years	GS	W-L	SHO
1. Melissa Massey	2002-05	131	55-41	14
Kelli Miller	2004-07	82	45-34	14
2. Autumn Anderson	1998-99	101	49-26	13
4. Jennifer Pursell	2000-01	66	42-29	10
5. Alicia Judd	1997-98	48	21-17	9
6. Kim Davis	1985-86	45	28-9	8
7. Ragan Blake	2005-06	65	20-18	7
8. Stephanie Comeaux	2004-07	77	38-30	5
9. Vicki Bonar	1984-85	37	19-18	3
Jenny Hehnke	1997-00	10	3-7	3

FIELDING

FIELDING PERCENTAGE (Minimum 350 total chances)

Player	Years	TC	PO	A	E	Pct.
1. Lindsay Hunley	2005-07	772	731	34	7	.991
2. Kate Jaspers	2001-04	1,244	1,178	51	15	.988
Jennifer Waterman	2001-04	941	835	95	11	.988
4. Sammie Jo Bailey	2006-07	746	674	58	14	.981
5. Cheri Smith	1998-01	1,687	1,430	223	34	.980
Kellie Wilkerson	1999-02	809	685	108	16	.980
7. Blair Hewett	2004-07	874	778	78	18	.979
Keri McCallum	1997-00	912	760	132	20	.978
9. Iyhia McMichael	2001-04	388	336	42	10	.974
10. Blaire Brown	2001-04	384	339	33	12	.969

TOTAL CHANCES

Player	Years	TC	PO	A	E	Pct.
1. Cheri Smith	1998-01	1,687	1,430	223	34	.980
2. Kate Jaspers	2001-04	1,244	1,178	51	15	.988
3. Karrie Rider	1997-00	1,126	446	614	66	.941
4. Jennifer Waterman	2001-04	941	835	95	11	.988
5. Keri McCallum	1997-00	912	760	132	20	.978
6. Jenny Hehnke	1997-00	875	448	373	54	.938
7. Blair Hewett	2004-07	874	778	78	18	.979
8. Michelle Gates	1997-00	857	253	549	55	.936
9. Nichole Henry	1997-00	856	779	45	32	.963
10. Jennifer Jessup	2001-05	846	311	489	46	.946

PUTOUTS

Player	Years	TC	PO	A	E	Pct.
1. Cheri Smith	1998-01	1,687	1,430	223	34	.980
2. Kate Jaspers	2001-04	1,244	1,178	51	15	.988
3. Jennifer Waterman	2001-04	941	835	95	11	.988
4. Nichole Henry	1997-00	856	779	45	32	.963
5. Blair Hewett	2004-07	874	778	78	18	.979
6. Keri McCallum	1997-00	912	760	132	20	.978
7. Lindsay Hunley	2005-07	772	731	34	7	.991
8. Kellie Wilkerson	1999-02	809	685	108	16	.980
9. Sammie Jo Bailey	2006-07	746	674	58	14	.981
10. Jenny Hehnke	1997-00	775	448	273	54	.938

ASSISTS


Player	Years	TC	PO	A	E	Pct.
1. Karrie Rider	1997-00	1,126	446	614	66	.941
2. Michelle Gates	1997-00	857	253	549	55	.936
3. Jennifer Jessup	2001-05	846	311	489	46	.946
4. Courtney Bures	2005-07	788	290	449	49	.938
5. Callie Williams	2003-06	827	364	418	45	.891
6. Tanelda McDonald	2002-05	577	150	390	37	.936
7. Jenny Hehnke	1997-00	775	448	373	54	.938
8. Brooke Best	2000-03	627	337	258	32	.949
9. Cheri Smith	1998-01	1,687	1,430	223	34	.980
10. Lindsay Nelson	2001-04	562	327	205	30	.947

ERRORS

Player	Years	TC	PO	A	E	Pct.
1. Karrie Rider	1997-00	1,126	446	614	66	.941
2. Michelle Gates	1997-00	857	253	549	55	.936
3. Jenny Hehnke	1997-00	775	448	373	54	.938
4. Courtney Bures	2005-07	788	290	449	49	.938
5. Jennifer Jessup	2001-05	846	311	489	46	.946
6. Callie Williams	2003-06	827	364	418	45	.891
7. Tanelda McDonald	2002-05	577	150	390	37	.936
8. Cheri Smith	1998-01	1,687	1,430	223	34	.980
9. Nichole Henry	1997-00	856	779	45	32	.963
Brooke Best	2000-03	627	337	258	32	.949

DOUBLE PLAYS TURNED

Player	Years	PO	A	E	Pct.	DPs
1. Cheri Smith	1998-01	1,430	223	34	.980	51
2. Karrie Rider	1997-00	446	614	66	.941	39
3. Jenny Hehnke	1997-00	448	373	54	.938	34
Brooke Best	2000-03	337	258	32	.949	34
5. Jennifer Jessup	2001-05	311	489	46	.946	30
Sammie Jo Bailey	2006-07	674	58	14	.981	30
7. Courtney Bures	2004-07	290	449	49	.938	28
8. Kate Jaspers	2001-04	1,244	1,178	51	.988	24
9. Michelle Gates	1997-00	253	549	55	.936	21
Kellie Wilkerson	1999-02	685	108	16	.980	20
10. Jennifer Waterman	2001-04	835	95	11	.988	20
Callie Williams	2003-06	364	418	45	.891	20



BROOKE BEST



ANNUAL INDIVIDUAL LEADERS

BATTING AVERAGE

Year	Player	Cl.	G	AB	H	Avg.
1983	Kristie Mellert	Fr.	18	55	20	.364
1984	Meg Hartnett	So.	31	100	30	.300
1985	Karen Shipley	Sr.	40	138	54	.391
1986	Sherri Jennings	Sr.	37	113	37	.327
1997	Keri McCallum	Fr.	54	157	67	.427
1998	Michelle Gates	So.	57	184	70	.380
1999	Kellie Wilkerson	Fr.	67	203	90	.443
2000	Kellie Wilkerson	So.	68	181	78	.431
2001	Kellie Wilkerson	Jr.	61	167	70	.419
2002	Kellie Wilkerson	Sr.	66	191	80	.419
2003	Iyhia McMichael	Jr.	64	186	75	.403
2004	Iyhia McMichael	Sr.	65	183	87	.475
2005	Courtney Bures	Fr.	66	209	81	.388
2006	Courtney Bures	So.	61	179	62	.346
2007	Chelsea Bramlett	Fr.	62	215	83	.386

RUNS

Year	Player	Cl.	G	R	Avg.
1983	Kristie Mellert	Fr.	18	8	.44
1984	Meg Hartnett	So.	31	13	.42
1985	Melanie Morgan	Jr.	38	36	.95
1986	Sherri Jennings	Sr.	37	30	.81
1997	Jenny Hehnke	Fr.	56	44	.79
1998	Michelle Gates	So.	57	47	.82
1999	Keri McCallum	Jr.	67	57	.85
2000	Keri McCallum	Sr.	71	64	.90
2001	Kellie Wilkerson	Jr.	61	55	.90
2002	Kellie Wilkerson	Sr.	66	51	.77
2003	Iyhia McMichael	Jr.	64	63	.98
2004	Iyhia McMichael	Sr.	65	83	1.28
2005	Courtney Bures	Fr.	66	49	.74
2006	Hayle Guess	So.	61	39	.64
2007	Chelsea Bramlett	Fr.	62	56	.90

RUNS PER GAME

Year	Player	Cl.	G	R	Avg.
1983	Kristie Mellert	Fr.	18	8	.44
1984	Meg Hartnett	So.	31	13	.42
1985	Melanie Morgan	Jr.	38	36	.95
1986	Sherri Jennings	Sr.	37	30	.81
1997	Jenny Hehnke	Fr.	56	44	.79
1998	Michelle Gates	So.	57	47	.82
1999	Keri McCallum	Jr.	67	57	.85
2000	Keri McCallum	Sr.	71	64	.90
2001	Kellie Wilkerson	Jr.	61	55	.90
2002	Kellie Wilkerson	Sr.	66	51	.77
2003	Iyhia McMichael	Jr.	64	63	.98
2004	Iyhia McMichael	Sr.	65	83	1.28
2005	Courtney Bures	Fr.	66	49	.74
2006	Hayle Guess	So.	61	39	.64
2007	Chelsea Bramlett	Fr.	62	56	.90

HITS

Year	Player	Cl.	G	AB	H	Avg.
1983	Kristie Mellert	Fr.	18	55	20	.364
1984	Meg Hartnett	So.	31	100	30	.300
1985	Karen Shipley	Sr.	40	138	54	.391
1986	Sherri Jennings	Sr.	37	113	37	.327
1997	Jenny Hehnke	Fr.	56	194	71	.366
1998	Michelle Gates	So.	57	184	70	.380
1999	Kellie Wilkerson	Fr.	67	203	90	.443
2000	Keri McCallum	Sr.	71	100	412	.412
2001	Kellie Wilkerson	Jr.	61	167	70	.419
2002	Kellie Wilkerson	Sr.	66	191	80	.419
2003	Iyhia McMichael	Jr.	64	186	75	.403
2004	Iyhia McMichael	Sr.	65	183	87	.475
2005	Courtney Bures	Fr.	66	209	81	.388
2006	Courtney Bures	So.	61	179	62	.346
2007	Chelsea Bramlett	Fr.	62	215	83	.386

DOUBLES

Year	Player	Cl.	G	2B	Avg.
1983	Kristie Mellert	Fr.	18	3	.17
1984	Meg Hartnett	So.	31	5	.16
1985	Karen Shipley	Sr.	40	9	.23
1986	Connie Pendley	So.	35	4	.11
1997	Michelle Gates	Fr.	56	16	.29
1998	Michelle Gates	So.	57	15	.26
1999	Keri McCallum	Jr.	67	22	.33
2000	Kellie Wilkerson	So.	68	14	.21
2001	Kellie Wilkerson	Jr.	61	12	.20
2002	Kellie Wilkerson	Sr.	66	18	.27
2003	Jennifer Waterman	Jr.	52	18	.35
2004	Iyhia McMichael	Sr.	65	16	.25
2005	Courtney Bures	Fr.	66	16	.24
2006	Hayle Guess	So.	61	13	.21
2007	Courtney Bures	Jr.	61	13	.21

DOUBLES PER GAME

Year	Player	Cl.	G	2B	Avg.
1983	Kristie Mellert	Fr.	18	3	.17
1984	Meg Hartnett	So.	31	5	.16
1985	Karen Shipley	Sr.	40	9	.23
1986	Connie Pendley	So.	35	4	.11
1997	Michelle Gates	Fr.	56	16	.29
1998	Michelle Gates	So.	57	15	.26
1999	Keri McCallum	Jr.	67	22	.33
2000	Kellie Wilkerson	So.	68	14	.21
2001	Kellie Wilkerson	Jr.	61	12	.20
2002	Kellie Wilkerson	Sr.	66	18	.27
2003	Jennifer Waterman	Jr.	52	18	.35
2004	Iyhia McMichael	Sr.	65	16	.25
2005	Courtney Bures	Fr.	66	16	.24
2006	Hayle Guess	So.	61	13	.21
2007	Courtney Bures	Jr.	61	13	.21

TRIPLES

Year	Player	Cl.	G	3B	Avg.
1983	Kristie Mellert	Fr.	18	2	.11
1984	Meg Hartnett	So.	31	3	.10
1985	Melanie Morgan	Jr.	38	7	.18
1986	Sherri Jennings	Sr.	37	2	.05
	Melanie Morgan	Sr.	38	2	.05
	Cindy McCain	So.	34	2	.06
	Bonnie McWatters	Jr.	21	2	.06
1997	Keri McCallum	Fr.	54	11	.20
1998	Michelle Gates	So.	57	10	.18
1999	Keri McCallum	Jr.	67	10	.15
2000	Keri McCallum	Sr.	71	11	.15
2001	Iyhia McMichael	Fr.	62	3	.05
2002	Iyhia McMichael	Sr.	67	8	.12
2003	Jennifer Nelson	Sr.	64	7	.11
2004	Iyhia McMichael	Sr.	65	10	.15
2005	Courtney Bures	Fr.	66	5	.08
2006	Courtney Bures	So.	61	6	.10
2007	Nakita Boyce	Jr.	61	6	.10

TRIPLES PER GAME

Year	Player	Cl.	G	3B	Avg.
1983	Kristie Mellert	Fr.	18	2	.11
1984	Meg Hartnett	So.	31	3	.10
1985	Melanie Morgan	Jr.	38	7	.18
1986	Bonnie McWatters	Jr.	31	2	.06
1997	Keri McCallum	Fr.	54	11	.20
1998	Michelle Gates	So.	57	10	.18
1999	Keri McCallum	Jr.	67	10	.15
2000	Keri McCallum	Sr.	71	11	.15
2001	Iyhia McMichael	Fr.	62	3	.05
2002	Iyhia McMichael	So.	67	8	.12
2003	Jennifer Nelson	Sr.	64	7	.11
2004	Iyhia McMichael	Sr.	65	10	.15
2005	Courtney Bures	Fr.	66	5	.08
2006	Courtney Bures	So.	61	6	.10
2007	Nakita Boyce	Jr.	61	6	.10

HOME RUNS

Year	Player	Cl.	G	HR	Avg.
1983	Kristie Mellert	Fr.	18	3	.17
1984	Meg Hartnett	So.	31	2	.06
1985	Meg Hartnett	Jr.	40	6	.15
1986	Melanie Morgan	Jr.	38	8	.21
1997	Michelle Gates	Fr.	56	5	.09
1998	Michelle Gates	So.	57	6	.11
1999	Kellie Wilkerson	Fr.	67	13	.19
2000	Kellie Wilkerson	So.	68	8	.12
2001	Kellie Wilkerson	Jr.	61	14	.23
2002	Kellie Wilkerson	Sr.	66	9	.14
2003	Iyhia McMichael	Jr.	64	18	.28
2004	Iyhia McMichael	Sr.	65	10	.15
2005	Courtney Bures	Fr.	66	17	.26
2006	Sammie Jo Bailey	Fr.	57	8	.14
2007	Hayle Guess	Jr.	62	6	.10

HOME RUNS PER GAME

Year	Player	Cl.	G	HR	Avg.
1983	Kristie Mellert	Fr.	18	3	.17
1984	Meg Hartnett	So.	31	2	.06
1985	Meg Hartnett	Jr.	40	6	.15
1986	Melanie Morgan	Sr.	38	8	.21
1997	Michelle Gates	Fr.	56	5	.09
1998	Michelle Gates	So.	57	6	.11
1999	Kellie Wilkerson	Fr.	67	13	.19
2000	Kellie Wilkerson	So.	68	8	.12
2001	Kellie Wilkerson	Jr.	61	14	.23
2002	Kellie Wilkerson	Sr.	66	9	.14
2003	Iyhia McMichael	Jr.	64	18	.28
2004	Iyhia McMichael	Sr.	65	10	.15
2005	Courtney Bures	Fr.	66	17	.26
2006	Sammie Jo Bailey	Fr.	57	8	.14
2007	Hayle Guess	Jr.	62	6	.10

RUNS BATTED IN

Year	Player	Cl.	G	RBI	Avg.
1983	Kristie Mellert	Fr.	18	3	.17
1984	Meg Hartnett	So.	31	14	.45
1985	Meg Hartnett	Jr.	40	34	.85
1986	Melanie Morgan	Sr.	38	29	.76
1997	Michelle Gates	Fr.	56	48	.86
1998	Michelle Gates	So.	57	35	.61
1999	Kellie Wilkerson	Fr.	67	65	.97
2000	Kellie Wilkerson	So.	68	43	.63
2001	Kellie Wilkerson	Jr.	61	33	.54
2002	Iyhia McMichael	So.	67	48	.72
2003	Iyhia McMichael	Jr.	64	63	.98
2004	Jennifer Waterman	Sr.	64	55	.86
2005	Courtney Bures	Fr.	66	54	.82
2006	Courtney Bures	So.	61	37	.61
2007	Courtney Bures	Jr.	61	56	.92

RUNS BATTED IN PER GAME

Year	Player	Cl.	G	RBI	Avg.
1983	Kristie Mellert	Fr.	18	3	.17
1984	Meg Hartnett	So.	31	14	.45
1985	Meg Hartnett	Jr.	40	34	.85
1986	Melanie Morgan	Sr.	38	29	.76
1997	Michelle Gates	Fr.	56	48	.86
1998	Michelle Gates	So.	57	35	.61
1999	Kellie Wilkerson	Fr.	67	65	.97
2000	Kellie Wilkerson	So.	68	43	.63
2001	Kellie Wilkerson	Jr.	61	33	.54
2002	Iyhia McMichael	So.	67	48	.72
2003	Iyhia McMichael	Jr.	64	63	.98
2004	Jennifer Waterman	Sr.	64	55	.86
2005	Courtney Bures	Fr.	66	54	.82
2006	Courtney Bures	So.	61	37	.61
2007	Courtney Bures	Jr.	61	56	.92

GAME-WINNING RUNS BATTED IN

Year	Player	Cl.	G	RBI	GW
1997	Michelle Gates	Fr.	56	48	7
1998	Cheri Smith	Fr.	57	25	7
1999	Kellie Wilkerson	Fr.	67	65	12
2000	Michelle Gates	Jr.	69	36	9
2001	Kellie Wilkerson	Jr.	61	33	8
2002	Iyhia McMichael	Jr.	67	48	9
2003	Iyhia McMichael	Jr.	64	63	7
2004	Jennifer Waterman	Sr.	64	55	12
2005	Courtney Bures	Fr.	66	54	7
2006	Courtney Bures	So.	61	37	7
2007	Courtney Bures	Jr.	61	56	10

GAME-WINNING RUNS SCORED

Year	Player	Cl.	G	R	GW
1997	Jenny Hehnke	Fr.	56	44	7
1998	Keri McCallum	So.	55	34	7
1999	Keri McCallum	Jr.	67	57	15
2000	Keri McCallum	Sr.	71	64	22
2001	Kellie Wilkerson	Jr.	61	55	10
2002	Kellie Wilkerson	Sr.	66	51	7
2003	Jennifer Nelson	Sr.	64	45	8
2004	Iyhia McMichael	Sr.	65	83	20
2005	Courtney Bures	Fr.	66	49	8
2006	Hayle Guess	So.	61	39	11
2007	Chelsea Bramlett	Jr.	62	56	9

ANNUAL INDIVIDUAL LEADERS



SLUGGING PERCENTAGE

Year	Player	Cl.	G	AB	H	TB	Pct.
1983	Kristie Mellert	Fr.	18	55	20	33	.600
1984	Meg Hartnett	So.	31	100	30	47	.470
1985	Melanie Morgan	Jr.	38	118	43	77	.653
1986	Melanie Morgan	Sr.	38	113	35	65	.575
1997	Keri McCallum	Fr.	54	157	67	97	.618
1998	Michelle Gates	So.	57	184	70	123	.668
1999	Kellie Wilkerson	Fr.	67	203	90	152	.749
2000	Kellie Wilkerson	So.	68	181	78	120	.663
2001	Kellie Wilkerson	Jr.	61	167	70	128	.766
2002	Kellie Wilkerson	Sr.	66	191	80	129	.675
2003	Iyhia McMichael	Jr.	64	186	75	149	.801
2004	Iyhia McMichael	Sr.	65	183	87	153	.836
2005	Courtney Bures	Fr.	66	209	81	158	.756
2006	Courtney Bures	So.	61	179	62	98	.547
2007	Courtney Bures	Jr.	61	181	64	93	.514

ON BASE PERCENTAGE (Minimum 125 At-Bats)

Year	Player	Cl.	G	AB	H	BB	Pct.
1997	Keri McCallum	Fr.	54	157	67	9	.469
1998	Michelle Gates	So.	57	184	70	16	.439
1999	Kellie Wilkerson	Fr.	67	203	90	30	.519
2000	Kellie Wilkerson	So.	68	181	78	49	.553
2001	Kellie Wilkerson	Jr.	61	167	70	48	.555
2002	Kellie Wilkerson	Sr.	66	191	80	50	.550
2003	Iyhia McMichael	Jr.	64	186	75	38	.502
2004	Iyhia McMichael	Sr.	65	183	87	51	.595
2005	Courtney Bures	Fr.	66	209	81	12	.426
2006	Courtney Bures	So.	61	179	62	15	.406
2007	Katie Cooley	Jr.	57	144	41	31	.406
2007	Courtney Bures	Jr.	61	181	64	20	.452

TOTAL BASES

Year	Player	Cl.	G	AB	H	TB	Pct.
1983	Kristie Mellert	Fr.	18	55	20	33	.600
1984	Meg Hartnett	So.	31	100	30	47	.470
1985	Meg Hartnett	Jr.	40	133	43	85	.639
1986	Melanie Morgan	Sr.	38	113	35	65	.575
1997	Michelle Gates	Fr.	56	182	62	99	.544
1998	Michelle Gates	So.	57	184	70	123	.668
1999	Kellie Wilkerson	Fr.	67	203	90	152	.749
2000	Keri McCallum	Sr.	71	243	100	145	.597
2001	Kellie Wilkerson	Jr.	61	167	70	128	.766
2002	Kellie Wilkerson	Sr.	66	191	80	129	.675
2003	Iyhia McMichael	Jr.	64	186	75	149	.801
2004	Iyhia McMichael	Sr.	65	183	87	153	.836
2005	Courtney Bures	Fr.	66	209	81	158	.756
2006	Courtney Bures	So.	61	179	62	98	.547
2007	Chelsea Bramlett	Fr.	62	215	83	95	.427

STOLEN BASES

Year	Player	Cl.	G	SB	SBA	Avg.
1986	Sherri Jennings	Sr.	37	11	12	0.30
1997	Keri McCallum	Fr.	54	27	38	0.50
1998	Michelle Gates	So.	57	30	36	0.53
1999	Michelle Gates	Jr.	65	17	25	0.26
2000	Keri McCallum	Sr.	71	31	34	0.44
2001	Kellie Wilkerson	Jr.	61	35	43	0.57
2002	Iyhia McMichael	So.	67	36	40	0.54
2003	Iyhia McMichael	Jr.	64	36	37	0.56
2004	Iyhia McMichael	Sr.	65	41	48	0.63
2005	Courtney Bures	Fr.	66	18	24	0.27
2006	Hayle Guess	So.	61	23	25	0.38
2007	Chelsea Bramlett	Fr.	62	46	50	0.74

STOLEN BASES PER GAME

Year	Player	Cl.	G	SB	SBA	Avg.
1986	Bonnie McWatters	Jr.	31	10	11	0.32
1997	Keri McCallum	Fr.	54	27	38	0.50
1998	Michelle Gates	So.	57	30	36	0.53
1999	Michelle Gates	Jr.	65	17	25	0.26
2000	Keri McCallum	Sr.	71	31	34	0.44
2001	Kellie Wilkerson	Jr.	61	35	43	0.57
2002	Iyhia McMichael	So.	67	36	40	0.54
2003	Iyhia McMichael	Jr.	64	36	37	0.56
2004	Iyhia McMichael	Sr.	65	41	48	0.63
2005	Courtney Bures	Fr.	66	18	24	0.27
2006	Hayle Guess	So.	61	23	25	0.38
2007	Chelsea Bramlett	Fr.	62	46	50	0.74

BASES ON BALLS

Year	Player	Cl.	G	BB	Avg.
1983	Kristie Mellert	Fr.	18	12	0.67
1984	Meg Hartnett	So.	31	8	0.26
1985	Missy Herbert	Sr.	40	20	0.50
1986	Sherri Jennings	Sr.	37	12	0.32
1997	Karrie Rider	Fr.	53	18	0.34
1998	Cheri Smith	Fr.	57	30	0.53
1999	Kellie Wilkerson	Fr.	67	30	0.45
2000	Kellie Wilkerson	So.	68	49	0.72
2001	Kellie Wilkerson	Jr.	61	48	0.79
2002	Kellie Wilkerson	Sr.	66	50	0.76
2003	Iyhia McMichael	Jr.	64	38	0.59
2004	Iyhia McMichael	Sr.	65	51	0.78
2005	Katie Cooley	So.	62	29	0.47
2006	Katie Cooley	Jr.	57	31	0.54
2007	Courtney Bures	Jr.	61	20	0.33
2007	Kaia Cooley	Jr.	54	20	0.37

BASES ON BALLS PER GAME

Year	Player	Cl.	G	BB	Avg.
1983	Kristie Mellert	Fr.	18	12	0.67
1984	Meg Hartnett	So.	31	8	0.26
1985	Missy Herbert	Sr.	40	20	0.50
1986	Sherri Jennings	Sr.	37	12	0.32
1997	Karrie Rider	Fr.	53	18	0.34
1998	Cheri Smith	Fr.	57	30	0.53
1999	Kellie Wilkerson	Fr.	67	30	0.45
2000	Kellie Wilkerson	So.	68	49	0.72
2001	Kellie Wilkerson	Jr.	61	48	0.79
2002	Kellie Wilkerson	Sr.	66	50	0.76
2003	Iyhia McMichael	Jr.	64	38	0.59
2004	Iyhia McMichael	Sr.	65	51	0.78
2005	Katie Cooley	So.	62	29	0.47
2006	Katie Cooley	Jr.	57	31	0.54
2007	Kaia Cooley	Jr.	54	20	0.37

TOUGHEST TO STRIKE OUT

Year	Player	Cl.	G	AB	SO	Avg.
1983	Susan Akins	Fr.	17	46	1	46.0
1984	Kristi Watson	So.	31	101	8	12.6
1985	Missy Herbert	Sr.	40	126	9	14.0
1986	Sherri Jennings	Sr.	37	113	12	9.4
1997	Jenny Hehnke	Fr.	56	194	8	24.3
1998	Keri McCallum	So.	55	183	7	26.1
1999	Keri McCallum	Jr.	67	235	5	47.0
2000	Keri McCallum	Sr.	71	243	13	18.7
2001	Kellie Wilkerson	Jr.	61	167	14	11.9
2002	Iyhia McMichael	So.	67	207	26	8.0
2003	Jennifer Nelson	Sr.	64	208	16	13.0
2004	Iyhia McMichael	Sr.	65	183	18	10.2
2005	Courtney Bures	Fr.	66	209	14	14.9
2006	Courtney Bures	So.	61	179	11	16.3
2007	Courtney Bures	Jr.	61	181	11	16.5

EARNED RUN AVERAGE

Year	Player	Cl.	APP	IP	R	ER	ERA
1983	Susan Akins	Fr.	16	110.0	57	31	2.54
1984	Vicki Bonar	Jr.	21	125.0	62	35	1.96
1985	Kim Davis	Fr.	24	141.1	48	32	1.58
1986	Kim Davis	So.	21	97.2	22	11	1.01
1997	Michelle Gates	Fr.	31	176.0	79	48	1.91
1998	Autumn Anderson	Jr.	50	275.2	75	42	1.07
1999	Autumn Anderson	Sr.	51	254.0	98	77	2.12
2000	Jennifer Pursell	Fr.	50	256.2	93	73	1.99
2001	Kellie Wilkerson	Jr.	31	47.2	4	3	0.44
2002	Kellie Wilkerson	Sr.	41	74.2	36	19	1.78
2003	Melissa Massey	So.	41	198.2	118	93	3.28
2004	Kelli Miller	Fr.	30	131.1	66	36	1.92
2005	Kelli Miller	So.	32	135.0	69	46	2.39
2006	Stephanie Comeaux	Jr.	29	155.2	55	39	1.75
2007	Sara Hickerson	Sr.	45	100.2	48	28	1.95

STRIKEOUTS

Year	Player	Cl.	APP	IP	SO	Avg.
1983	Susan Akins	Fr.	16	110.0	27	1.72
1984	Vicki Bonar	Jr.	21	125.0	34	1.90
1985	Vicki Bonar	Sr.	22	132.0	73	3.87
1986	Cathy Pippins	Fr.	20	87.1	35	2.81
1997	Michelle Gates	Fr.	31	176.0	76	3.02
1998	Autumn Anderson	Jr.	50	275.2	246	6.25
1999	Autumn Anderson	Sr.	51	254.0	160	4.41
2000	Jennifer Pursell	Fr.	50	256.2	143	3.90
2001	Jennifer Pursell	So.	43	198.0	107	3.78
2002	Kasey Whitehead	Sr.	53	221.2	95	3.00
2003	Melissa Massey	So.	41	198.2	96	3.38
2004	Melissa Massey	Jr.	37	180.0	115	4.47
2005	Stephanie Comeaux	So.	35	141.2	105	5.19
2006	Ragan Blake	So.	37	192.2	183	6.65
2007	Kelli Miller	Sr.	38	165.0	85	3.60

STRIKEOUT RATIO (Strikeouts Per Seven Innings)

Year	Player	Cl.	G	IP	SO	Avg.
1983	Susan Akins	Fr.	16	110	27	1.72
1984	Sharon Hooper	Fr.	16	75.2	26	2.41
1985	Vicki Bonar	Sr.	22	132.0	73	3.87
1986	Cathy Pippins	Fr.	20	87.1	35	2.81
1997	Michelle Gates	Fr.	31	176.0	76	3.02
1998	Autumn Anderson	Jr.	50	275.2	246	6.25
1999	Autumn Anderson	Sr.	51	254.0	160	4.41
2000	Jennifer Pursell	Fr.	50	256.2	143	3.90
2001	Kellie Wilkerson	Jr.	31	47.2	48	7.05
2002	Kellie Wilkerson	Sr.	41	74.2	77	7.22
2003	Melissa Massey	Jr.	41	198.2	96	3.38
2004	Melissa Massey	Jr.	37	180.0	115	4.47
2005	Melissa Massey	Jr.	37	66.1	62	6.54
2006	Ragan Blake	So.	37	192.2	183	6.65
2007	Sara Hickerson	Sr.	45	100.2	72	5.00

VICTORIES

Year	Player	Cl.	APP	IP	W	L	Pct.
1983	Susan Akins	Fr.	16	110.0	3	11	0.214
1984	Vicki Bonar	Jr.	21	125.0	8	11	0.421
1985	Kim Davis	Fr.	24	141.1	17	5	0.773
1986	Kim Davis	So.	21	97.2	11	4	0.733
1997	Michelle Gates	Fr.	31	176.0	15	11	0.577
1998	Autumn Anderson	Jr.	50	275.2	26	13	0.667
1999	Autumn Anderson	Sr.	51	254.0	23	13	0.639
2000	Jennifer Pursell	Fr.	50	256.2	26	16	0.619
2001	Jennifer Pursell	So.	43	198.0	16	13	0.552
2002	Kasey Whitehead	Sr.	53	221.2	20	14	0.588
2003	Melissa Massey	So.	41	198.2	22	12	0.647
2004	Melissa Massey	Jr.	37	180.0	18	9	0.667
2005	Kelli Miller	So.	32	135.0	44	12	0.538
2006	Ragan Blake	So.	37	192.2	16	15	0.516
2007	Kelli Miller	Sr.	38	165.0	18	11	0.620

SAVES

Year	Player	Cl.	APP	IP	ERA	SV
1997	Michelle Gates	Fr.	31	176.0	1.91	1
1998	Autumn Anderson	Jr.	50	275.2	1.07	3
1999	Kellie Wilkerson	Fr.	33	85.2	2.12	8
2000	Jennifer Pursell	Fr.	50	256.2	1.99	4
2001	Kellie Wilkerson	Fr.	31	47.2	0.44	10
2002	Kellie Wilkerson	Jr.	41	74.2	1.78	14
2003	Stephanie Owens	Fr.	16	26.2	6.04	5
2004	Stephanie Comeaux	Fr.	27	82.1	1.96	3
2005	Ragan Blake	Fr.	28	67.0	2.82	7
2006	Kelli Miller	Fr.	10	23.1	2.70	1
2007	Sara Hickerson	So.	45	100.2	1.95	10



TEAM RECORDS

BATTING

AT-BATS (EIGHT OR MORE INNINGS)
48 vs. Texas, March 1, 2002 (14 inn.)

AT-BATS (SEVEN OR FEWER INNINGS)
41 vs. Alabama State, March 1, 1997

RUNS
30 vs. Alabama State, March 1, 1997

HITS
21 vs. Alabama State, March 1, 1997

DOUBLES
5, 3x, last vs. South Carolina, March 7, 2004

TRIPLES
6 vs. Alabama A&M, February 20, 2004

HOME RUNS
5 vs. Alabama State, March 1, 1997

TOTAL BASES
43 vs. Alabama State, March 1, 1997

RUNS BATTED IN
30 vs. Alabama State, March 1, 1997

BASES ON BALLS
13 vs. Alcorn State, February 22, 1997
13 vs. Seton Hall, February 23, 2007

STOLEN BASES
10 vs. Alcorn State, February 22, 1997

AT BATS	No.	vs. Opponent	Date
1.	48	vs. Texas (14 Innings)	3/1/02
2.	45	at Kentucky (11 Innings)	4/11/97
3.	44	at Mississippi (11 Innings)	3/19/99
4.	43	at LSU (11 Innings)	3/19/02
5.	41	vs. Alabama State	3/1/97
6.	40	vs. Long Beach State	3/11/06
8.	39	vs. LSU	3/26/03
8.	39	vs. Jackson State	2/7/04
10.	38	at Mississippi (11 Innings)	3/27/01
		6 Times	

RUNS	No.	vs. Opponent	Date
1.	30	vs. Alabama State	3/1/97
2.	25	vs. Tennessee Tech	3/16/85
2.	25	vs. Jackson State	2/7/04
4.	23	vs. Seton Hall	2/23/07
5.	21	vs. Fairleigh Dickinson	3/15/83
6.	19	vs. Alcorn State	2/22/97
7.	18	vs. Alabama State	3/2/97
8.	18	vs. Jackson State	2/8/04
9.	17	vs. Georgia State	3/15/85
10.	15	vs. Arkansas State	3/29/86
	15	vs. Samford	2/16/03
	15	vs. Mississippi Valley State	2/5/05

HITS	No.	vs. Opponent	Date
1.	21	vs. Alabama State	3/1/97
2.	19	vs. Long Beach State	3/11/06
3.	18	at Tennessee	3/31/01
4.	17	vs. Wisconsin	2/7/03
	17	vs. LSU	3/26/03
	17	at Southern Miss	4/24/07
7.	16	vs. Auburn	5/1/00
	16	vs. Winthrop	2/17/01
	16	vs. Winthrop	2/16/03
	16	vs. Samford	2/7/04
	16	vs. Jackson State	2/7/04
	16	vs. Tennessee Tech	2/24/07

DOUBLES	No.	vs. Opponent	Date
1.	5	vs. Auburn	4/30/00
	5	vs. Oakland University	2/27/02
	5	vs. South Carolina	3/7/04
	5	vs. Long Beach State	2/19/06
5.	4	19 Times	

TRIPLES	No.	vs. Opponent	Date
1.	6	vs. Alabama A&M	2/20/04
2.	4	vs. East Tennessee State	3/11/06
	4	vs. Ole Miss	4/7/07
4.	3	vs. Belmont	2/19/00
	3	vs. Mississippi	4/9/03
	3	vs. Mississippi Valley State	2/21/04

HOME RUNS	No.	vs. Opponent	Date
1.	5	vs. Alabama State	3/1/97
2.	3	vs. Tennessee	3/31/01
	3	at Tennessee	4/1/01
	3	at Coastal Carolina	3/12/03
	3	at Mississippi	4/10/03
	3	vs. Mississippi Valley State	2/6/05
	3	vs. Troy	3/5/05
	3	at Florida	4/24/05
	3	vs. Seton Hall	3/23/07

WALKS

WEEKS	No.	vs. Opponent	Date
1.	13	vs. Alcorn State	2/22/97
	13	vs. Seton Hall	3/23/07
3.	11	vs. Louisiana-Monroe	2/14/98
	11	vs. Mississippi Valley State at UAB	2/14/03 3/8/05
6.	10	vs. Ole Miss	4/7/07
7.	9	vs. Alabama State	3/1/97
	9	vs. Alabama State	3/2/97
10.	9	vs. East Tennessee State	2/17/06
	8	Four Times	

RUNS BATTED IN

	No.	vs. Opponent	Date
1.	30	vs. Alabama State	3/1/97
2.	22	vs. Seton Hall	2/23/07
3.	19	vs. Jackson State	2/7/04
4.	15	vs. Alabama State	3/2/97
	15	vs. Samford	2/16/03
6.	13	vs. Winthrop	2/17/01
	13	at Tennessee	3/31/01
	13	at Mississippi	4/9/03
	13	vs. Jackson State	2/8/04
	13	vs. LSU	3/30/05
	13	vs. Middle Tennessee State	3/28/06

TOTAL BASES

	No.	vs. Opponent	Date
1.	43	vs. Alabama State	3/1/97
2.	33	vs. Long Beach State	3/11/06
3.	31	at Tennessee	3/31/01
4.	30	vs. Alabama A&M	2/20/04
5.	29	at Mississippi	4/9/03
6.	27	vs. Auburn	5/1/00
7.	26	vs. Seton Hall	2/23/07
8.	25	vs. Belmont	2/19/00
	25	at Georgia	4/22/07
	25	vs. Samford	2/16/03
	25	at Southern Miss	4/24/07

STOLEN BASES

No.		vs. Opponent	Date
1.	10	vs. Alcorn State	2/22/97
2.	8	vs. Belmont	2/13/02
3.	7	vs. Utah State	2/13/99
	7	vs. Auburn	5/1/00
5.	6	vs. Jacksonville State	3/15/00
	6	vs. Temple	3/9/02
7.	5	13 Times	

STRIKEOUTS

No.	vs. Opponent	Date
1. 23	vs. Texas (14 Innings)	3/1/02
2. 17	at Texas	5/21/05
3. 14	vs. South Carolina (9 Innings)	3/17/02
14	at LSU	3/16/02
14	vs. UCLA	3/12/06
6. 13	vs. Florida	3/11/98
13	vs. Arkansas	4/1/00
13	vs. Southern Mississippi	3/12/99
13	vs. Florida Atlantic	3/3/02
13	at Tennessee	3/17/07
13	at Tennessee	3/18/07

RUNNERS LEFT ON BASE

	No.	vs. Opponent	Date
1.	14	vs. Georgia	3/24/01
	14	vs. Alabama	4/21/02
3.	13	vs. LSU	3/26/03
	13	vs. Nebraska	2/24/07
	13	vs. LSU	4/14/07
7.	13	vs. Pacific	5/18/07
	12	vs. Stanford	3/3/00
	12	vs. Georgia Southern	3/10/00
	12	vs. Troy	2/19/05
	12	vs. Seton Hall	2/23/07

FIELDING

ERRORS

7 vs. Arkansas, March 29, 1997

ERRORS

	No.	vs. Opponent	Date
1.	7	vs. Arkansas	3/29/97
2.	6	at Arkansas	4/27/02
	6	vs. Georgia	5/11/02
	6	vs. Cal	2/25/05
	6	vs. LSU	3/31/05
6.	5	11 Times	

DOUBLE PLAYS

	No.	vs. Opponent	Date
1.	3	vs. Mississippi	3/18/00
	3	vs. Auburn	4/4/01
	3	vs. Stanford	3/9/02
	3	at LSU	3/19/02
	3	vs. Troy	2/19/05
5.	2		19 Times

MISCELLANEOUS

LARGEST WINNING MARGIN

30 vs. Alabama State, 30-0, March 1, 1997

LARGEST SHUTOUT MARGIN

30 vs. Alabama State, 30-0, March 1, 1997



BATTING

RUNS

337 - 2004 (65 games)

RUNS PER GAME

6.47 - 1986 (246 in 38 games)

HITS

550 - 2000 (71 games)

BATTING AVERAGE

.305 - 2003 (527 of 1,730)

DOUBLES

88 - 2002 (67 games)

DOUBLES PER GAME

1.31 - 2002 (88 in 67 games)

TRIPLES

27 - 2x, last 2003 (64 games)

TRIPLES PER GAME

0.74 - 1984 (23 in 31 games)

HOME RUNS

47 - 2005 (66 games)

HOME RUNS PER GAME

0.71 - 2005 (47 in 66 games)

TOTAL BASES

781 - 2003 (64 games)

SLUGGING PERCENTAGE

.451 - 2003 (781 total bases in 1,730 at-bats)

RUNS BATTED IN

293 - 2004 (65 games)

BASES ON BALLS

191 - 2002 (67 games)

BASES ON BALLS PER GAME

2.85 - 2002 (191 in 71 games)

STOLEN BASES

116 - 2007 (62 games)

STOLEN BASES PER GAME

1.87 - 2007 (116 in 62 games)

STOLEN BASE PERCENTAGE

0.89 - 2007 (116 of 131)

STOLEN BASE PERCENTAGE (100 ATT.)

0.89 - 2007 (116 of 131)

RUNS PER GAME

Year	G	Runs	Avg.
1. 1986	38	246	6.47
2. 1985	40	250	6.25
3. 2004	65	337	5.18
4. 2007	59	288	4.88
5. 2003	64	302	4.72
6. 1997	56	240	4.29
7. 2005	66	271	4.11
8. 1999	67	271	4.04
9. 2002	67	270	4.03
1. 2000	71	280	3.94

RUNS

Year	G	Runs
1. 2004	65	337
2. 2007	62	305
3. 2003	64	302
4. 2000	71	280
5. 1999	67	271
6. 2005	66	271
7. 2002	67	270
8. 1985	40	250
9. 1986	38	246
10. 1997	56	240

BATTING AVERAGE

Year	G	Avg.
1. 2003	64	.305 (527 - 1730)
2. 2004	65	.303 (513 - 1695)
3. 2007	62	.297 (499 - 1680)
4. 1999	67	.293 (520 - 1777)
5. 2000	71	.293 (550 - 1880)
6. 1985	40	.285 (314 - 1102)
7. 1998	57	.281 (432 - 1536)
8. 2002	67	.279 (506 - 1814)
9. 1997	56	.278 (240 - 1497)
10. 2005	66	.273 (458 - 1678)

HITS

Year	G	Hits
1. 2000	71	550
2. 2003	64	527
3. 1999	67	520
4. 2004	65	513
5. 2002	67	506
6. 2007	62	499
7. 2005	66	458
8. 1998	57	432
9. 2001	62	409
10. 2006	61	394



HEAD COACH JAY MILLER

DOUBLES PER GAME

Year	G	2B	Avg.
1. 2002	67	88	1.31
2. 2003	64	80	1.25
Year	G	2B	Avg.
3. 1999	67	80	1.19
4. 2004	65	74	1.14
5. 2000	71	79	1.11
6. 1997	56	61	1.09
7. 2005	66	69	1.05
8. 2007	59	62	1.05
9. 2006	61	63	1.03
10. 1998	57	55	0.96
11. 1985	40	38	0.95

DOUBLES

Year	G	2B
1. 2002	67	88
2. 1999	67	80
3. 2000	71	79
4. 2004	65	74
5. 2003	64	80
6. 2005	66	69
7. 2007	62	66
8. 2006	61	63
9. 1997	56	61
10. 1998	57	55

TRIPLES PER GAME

Year	G	3B	Avg.
1. 1984	31	23	0.74
2. 1985	40	27	0.68
3. 1983	19	9	0.47
4. 2003	64	27	0.46
5. 1998	57	24	0.42
6. 2004	65	26	0.40
7. 1999	67	21	0.31
8. 1997	56	17	0.30
9. 2000	71	21	0.30
10. 2006	61	18	0.30

TRIPLES

Year	G	3B
1. 1985	40	27
2. 2003	64	27
3. 2004	65	26
4. 1998	57	24
5. 1984	31	23
6. 1999	67	21
7. 2000	71	21
8. 2006	61	18
9. 1997	56	17
10. 2002	67	16

HOME RUNS PER GAME

Year	G	HR	Avg.
1. 2005	66	47	0.71
2. 2003	64	40	0.63
3. 1985	40	22	0.55
4. 1986	38	19	0.50
5. 2001	62	31	0.50
6. 1983	19	8	0.42
7. 2004	65	26	0.40
8. 2000	71	28	0.39
Year	G	HR	Avg.
9. 2006	61	24	0.39
10. 2007	59	22	0.37
11. 2002	67	20	0.30

HOME RUNS

Year	G	HR
1. 2005	66	47
2. 2003	64	40
3. 2001	62	31
4. 2000	71	28
5. 2004	65	26
6. 2006	61	24
7. 2007	62	23
8. 1985	40	22
9. 2002	67	20
10. 1986	38	19

SLUGGING PERCENTAGE

Year	G	AB	TB	Pct.
1. 2003	64	1,730	781	.451
2. 1985	40	1,102	472	.428
3. 2004	65	1,695	717	.423
4. 2005	66	1,678	694	.414
5. 2000	71	1,880	755	.402
6. 2007	62	1,680	662	.394
7. 1999	67	1,777	687	.387
8. 2001	67	1,777	687	.387
9. 2002	67	1,814	686	.378
10. 1998	57	1,536	568	.370
11. 2006	61	1,535	565	.368

STOLEN BASES PER GAME

Year	G	SB	Avg.
1. 2007	59	116	1.97
2. 1986	38	67	1.76
3. 2001	62	105	1.69
4. 2002	67	99	1.48
5. 2000	71	104	1.46
6. 1997	56	78	1.39
7. 1998	57	75	1.32
8. 2004	65	85	1.31
9. 2003	64	78	1.22
10. 1999	67	81	1.21

STOLEN BASES

Year	G	SB
1. 2007	62	116
2. 2001	62	105
3. 2000	71	104
4. 2002	67	99
5. 2004	65	85
6. 1999	67	81
7. 1997	56	78
8. 2003	64	78
9. 1998	57	75
10. 2006	61	69

STOLEN BASE PERCENTAGE

Year	G	SB	SBA	Pct.
1. 2007	62	116	131	0.89
2. 2004	65	85	98	0.88
3. 1986	38	67	77	0.87
4. 2003	64	78	90	0.87
5. 2005	66	50	59	0.85
6. 2000	71	104	126	0.83
7. 2001	62	105	130	0.81
8. 2006	61	69	85	0.81
9. 1998	57	75	94	0.80
10. 1999	67	81	103	0.79
11. 2002	67	99	126	0.79



TEAM RECORDS

BASES ON BALLS PER GAME

Year	G	BB	Avg.
1. 2002	67	191	2.85
2. 1983	19	53	2.79
3. 2001	62	169	2.73
4. 2004	65	172	2.65
5. 1985	40	103	2.58
6. 2005	66	166	2.52
7. 2003	64	158	2.49
8. 1986	38	92	2.42
9. 2000	71	165	2.32
10. 2007	59	135	2.29
11. 2006	61	138	2.26

BASES ON BALLS

Year	G	BB
1. 2002	67	191
2. 2004	65	172
3. 2001	62	169
4. 2005	66	166
5. 2000	71	165
6. 2003	64	158
7. 2007	62	151
8. 2006	61	138
9. 1999	67	130
10. 1998	57	122

GRAND SLAMS

Name v. Opponent	Date
Michelle Gates v. Auburn	May 7, 1999
Kasey Whitehead v. Florida State	March 4, 2000
Kasey Whitehead v. Auburn	May 1, 2000
lyhia McMichael v. Samford	February 16, 2003
lyhia McMichael at Alabama	April 12, 2003
Brooke Best at Florida	April 26, 2003
Michelle Kinney v. LSU	March 30, 2005
Lindsey Hunley v. Seton Hall	February 23, 2007
Jessie Bailey at Georgia	April 21, 2007
Courtney Bures v. Arkansas	May 5, 2007
Hayle Guess v. Pacific	May 18, 2007

PITCHING

EARNED RUN AVERAGE

1.29 - 1986 (37 earned runs in 257.2 inn.)

SHUTOUTS

17 - 1998 (36 victories)

CONSECUTIVE SCORELESS INNINGS

30 - May 8 - May 10, 1998

STRIKEOUT RATIO

5.16 - 2006 (299 in 406.0 innings)

BASE ON BALLS RATIO

1.12 - 1997 (61 in 380.1 innings)

NO HITTERS

Name v. Opponent	Date	Score
Alicia Judd v. Alabama State	March 1, 1997	30-0 (5)
Jennifer Pursell v. UMass	March 4, 2000	7-0
Kasey Whitehead, Melissa Massey, Krystal Tillman v. Belmont	February 13, 2002	11-0 (5)
Melissa Massey v. Nicholls State	March 8, 2002	8-0 (5)
Kelli Miller v. Louisiana Tech	February 4, 2005	9-0 (5)
Melissa Massey v. St. Francis (PA)	March 4, 2005	7-0
Stephanie Comeaux v. Jacksonville	February 11, 2006	8-0 (5)
Ragan Blake v. Alcorn State	February 26, 2006	9-0 (5)
Stephanie Comeaux at Arkansas	March 18, 2006	5-0
Ragan Blake at Southern Miss	March 30, 2006	8-0 (5)

PERFECT GAMES

Jenny Hehnke v. Alabama State	March 2, 1997	18-0 (5)
-------------------------------	---------------	----------

FIELDING

FIELDING PERCENTAGE

.965 - 2003 (1,245 putouts, 584 assists, 66 errors)

DOUBLE PLAYS

32 - 2000 (36 victories)

DOUBLE PLAYS PER GAME

0.55 - 1986 (21 in 38 games)

VICTORIES

Year	W	L	Pct.
1. 2000	44	27	.620
2. 2004	39	26	.600
3. 1999	38	29	.567
4. 1998	36	21	.632
2001	36	26	.581
2002	36	31	.537
7. 2005	35	31	.530
2007	35	27	.565
9. 2003	34	30	.531
10. 2006	33	28	.541

EARNED RUN AVERAGE

Year	W-L	IP	R	ER	ERA
1. 1986	27-11	257.2	80	37	1.29
2. 1998	36-21	405.0	124	77	1.33
3. 1985	28-12	275.1	103	63	1.60
4. 2006	33-28	406.0	164	116	2.00
5. 1997	28-27	380.1	181	115	2.12
1999	38-29	454.2	199	138	2.12
2001	36-26	429.1	182	130	2.12
8. 2004	39-26	419.0	138	101	2.31
9. 2000	44-27	487.1	224	164	2.36
10. 1984	11-20	214.0	144	81	2.38



SHUTOUTS

Year	ShO
1. 1998	17
2. 2004	15
3. 2006	12
4. 1997	10
1999	10
2007	10
7. 2000	9
2001	9
2002	9
10. 2003	8
1986	8

STRIKEOUT RATIO

(Strikeouts per seven innings)

Year	SO	IP	Avg.
1. 2006	299	406.0	5.16
2. 1998	290	405.0	5.01
3. 2005	287	426.2	4.71
4. 2004	250	419.0	4.18
5. 2007	240	419.1	4.01
6. 1999	257	454.2	3.96
7. 2002	252	458.1	3.85
8. 2001	235	429.1	3.83
9. 1985	121	275.1	3.08
10. 2000	211	487.1	3.03
11. 2003	178	415.0	3.00

BASE ON BALLS RATIO

(Bases on balls per seven innings)

Year	BB	IP	Avg.
1. 1997	61	380.1	1.12
2. 1998	73	405.0	1.26
3. 1983	25	125.0	1.40
4. 2000	116	487.1	1.67
5. 2007	96	399.1	1.68
6. 2004	101	419.0	1.69
2006	98	406.0	1.69
8. 2007	104	419.1	1.74
9. 1999	119	454.2	1.83
10. 2005	112	426.2	1.84

FIELDING PERCENTAGE

Year	TC	PO	A	E	Pct.
1. 2003	1,895	1,245	584	66	.965
2. 2001	1,961	1,288	603	70	.964
3. 2004	1,941	1,257	610	74	.962
2005	1,722	1,218	439	65	.962
5. 1999	1,982	1,364	537	81	.959
6. 1998	1,755	1,215	467	73	.958
7. 2000	2,318	1,462	757	99	.957
2005	1,949	1,280	585	84	.957
9. 2007	1,979	1,258	627	94	.953
10. 2002	2,114	1,375	637	102	.952
11. 1997	1,883	1,141	648	94	.950

PUTOUTS

Year	TC	PO	A	E	Pct.
1. 2000	2,318	1,462	757	99	.957
2. 2002	2,114	1,375	637	102	.952
3. 1999	1,982	1,364	537	81	.959
4. 2001	1,961	1,288	603	70	.964
5. 2005	1,949	1,280	585	84	.957
6. 2007	1,979	1,258	627	94	.953
7. 2004	1,941	1,257	610	74	.962
8. 2003	1,895	1,245	584	66	.965
9. 2006	1,722	1,218	439	65	.962
10. 1998	1,755	1,215	467	73	.958

ASSISTS

Year	TC	PO	A	E	Pct.
1. 2000	2,318	1,462	757	99	.957
2. 1997	1,883	1,141	648	94	.950
3. 2002	2,114	1,375	637	102	.952
4. 2007	1,979	1,258	627	94	.953
5. 2004	1,941	1,257	610	74	.962
6. 2001	1,961	1,288	603	70	.964
7. 2005	1,949	1,280	585	84	.957
8. 2003	1,895	1,245	584	66	.965
9. 1999	1,982	1,364	537	81	.959
10. 1998	1,755	1,215	467	73	.958

ERRORS

Year	TC	PO	A	E	Pct.
1. 2002	2,114	1,375	637	102	.952
2. 2000	2,318	1,462	757	99	.957
3. 1997	1,883	1,141	648	94	.950
2007	1,979	1,258	627	94	.953
5. 2005	1,949	1,280	585	84	.957
6. 1999	1,982	1,364	537	81	.959
7. 2004	1,941	1,257	610	74	.962
8. 1998	1,755	1,215	467	73	.958
9. 2001	1,961	1,288	603	70	.964
10. 2003	1,895	1,245	584	66	.965

FIELDING DOUBLE PLAYS

Year	DP
1. 2000	32
2. 2002	28
3. 2007	24
4. 2005	23
5. 2004	22
6. 2003	20
2006	20
8. 1999	18
9. 1997	16
10. 2001	13

WINNING PERCENTAGE

Year	W	L	Pct.
1. 1986	27	11	.711
2. 1985	28	12	.700
3. 1998	36	21	.632
4. 2000	44	27	.620
5. 2004	39	26	.600
6. 2001	36	26	.581
7. 1999	38	29	.567
8. 2007	35	27	.565
9. 2006	33	28	.541
10. 2003	34	30	.531
11. 2002	36	31	.537

MISCELLANEOUS

VICTORIES

44 - 2000 (27 losses)

WINNING PERCENTAGE

.711 - 1986 (27-11)

LONGEST WINNING STREAK

16 - February 10 - March 3, 2006

CLASS-BY-CLASS RECORDS



JENNIFER JESSUP

FRESHMEN

AT-BATS

Name	G	AB
1. Chelsea Bramlett, 2007	62	215
2. Courtney Bures, 2005	66	209
3. Kellie Wilkerson, 1999	67	203
4. Jenny Hehnke, 1997	56	194
5. Iyhia McMichael, 2001	62	189

RUNS

Name	G	R
1. Chelsea Bramlett, 2007	62	56
2. Kellie Wilkerson, 1999	67	49
3. Courtney Bures, 2005	66	49
4. Jenny Hehnke, 1997	56	44
5. Keri McCallum, 1997	54	36

HITS

Name	G	H
1. Kellie Wilkerson, 1999	67	90
2. Chelsea Bramlett, 2007	62	83
3. Courtney Bures, 2005	66	81
4. Jenny Hehnke, 1997	56	71
5. Keri McCallum, 1997	54	67

BATTING AVERAGE

Name	G	H	AB	BA
1. Kellie Wilkerson, 1999	67	90	203	.443
2. Keri McCallum, 1997	54	67	157	.427
3. Courtney Bures, 2005	66	81	209	.388
4. Chelsea Bramlett, 2007	62	83	215	.386
5. Jenny Hehnke, 1997	56	71	194	.366
6. Michelle Gates, 1997	56	62	182	.341

DOUBLES

Name	G	2B
1. Kellie Wilkerson, 1999	67	17
2. Michelle Gates, 1997	56	16
3. Courtney Bures, 2006	66	16
4. Jenny Hehnke, 1997	56	14
5. Iyhia McMichael, 2001	62	9
Chelsea Bramlett, 2007	62	9

TRIPLES

Name	G	3B
1. Keri McCallum, 1997	54	11
2. Courtney Bures, 2005	66	5
3. Five Players with		3

HOME RUNS

Name	G	HR
1. Courtney Bures, 2005	66	17
2. Kellie Wilkerson, 1999	67	13
3. Sammie Jo Bailey, 2006	57	8
4. Michelle Gates, 1997	56	5
Iyhia McMichael, 2001	62	5

SLUGGING PERCENTAGE

Name	G	TB	AB	SLG%
1. Courtney Bures, 2005	66	158	209	.756
2. Kellie Wilkerson, 1999	67	152	203	.749
3. Connie Pendley, 1985	37	50	101	.495
4. Iyhia McMichael, 2001	62	91	189	.481
5. Sammie Jo Bailey, 2006	57	68	154	.442
Chelsea Bramlett, 2007	62	95	215	.442

STOLEN BASES

Name	G	SB
1. Chelsea Bramlett, 2007	62	46
2. Iyhia McMichael, 2001	62	28
3. Keri McCallum, 1997	54	27
4. Jennifer Jessup, 2001	62	19
5. Courtney Bures, 2005	66	18

TOTAL BASES

Name	G	TB
1. Courtney Bures, 2005	66	158
2. Kellie Wilkerson, 1999	67	152
3. Michelle Gates, 1997	56	99
4. Keri McCallum, 1997	54	97
5. Chelsea Bramlett, 2007	62	95

RUNS BATTED IN

Name	G	RBI
1. Kellie Wilkerson, 1999	67	65
2. Courtney Bures, 2005	66	54
3. Michelle Gates, 1997	56	48
4. Keri McCallum, 1997	54	39
5. Iyhia McMichael, 2001	62	29
Jessie Bailey, 2007	62	29

BASES ON BALLS

Name	G	BB
1. Cheri Smith, 1998	57	30
Kellie Wilkerson, 1999	67	30
3. Iyhia McMichael, 2001	62	20
4. Karrie Rider, 1997	53	18
Lindsay Hunley, 2005	64	18

EARNED RUN AVERAGE

Name	ER	IP	ERA
1. Cathy Pippins, 1986	13	87.1	1.04
2. Kim Davis, 1985	32	141.1	1.85
3. Michelle Gates, 1997	48	176.0	1.91
4. Kelli Miller, 2004	36	131.1	1.92
5. Jennifer Pursell, 2000	73	256.2	1.99

INNINGS PITCHED

Name	APP	IP
1. Jennifer Pursell, 2000	50	256.2
2. Michelle Gates, 1997	31	176.0
3. Kim Davis, 1985	24	141.1
4. Melissa Massey, 2002	36	135.2
5. Kelli Miller, 2004	30	131.1

STRIKEOUTS

Name	APP	IP	SO
1. Jennifer Pursell, 2000	50	256.2	143
2. Michelle Gates, 1997	31	176.0	76
3. Melissa Massey, 2002	36	135.2	68
4. Kelli Miller, 2004	30	131.1	63
5. Kellie Wilkerson, 1999	33	85.2	50

SOPHOMORES

AT-BATS

Name	G	AB
1. Iyhia McMichael, 2002	67	207
2. Krystal Tillman, 2002	64	194
3. Michelle Gates, 1998	57	184
4. Keri McCallum, 1998	55	183
5. Cheri Smith, 1999	67	181
Kellie Wilkerson, 2000	68	181

RUNS

Name	G	R
1. Michelle Gates, 1998	57	47
2. Iyhia McMichael, 2002	67	46
3. Kellie Wilkerson, 2000	68	43
4. Hayle Guess, 2006	61	39
5. Keri McCallum, 1998	55	34

HITS

Name	G	H
1. Kellie Wilkerson, 2000	67	78
2. Michelle Gates, 1998	57	70
3. Keri McCallum, 1998	55	64
4. Jenny Hehnke, 1998	56	62
Courtney Bures, 2006	61	62

BATTING AVERAGE

Name	G	H	AB	BA
1. Kellie Wilkerson, 2000	68	78	181	.431
2. Michelle Gates, 1998	57	70	184	.380
3. Jenny Hehnke, 1998	56	62	165	.376
4. Keri McCallum, 1998	55	64	183	.350
5. Courtney Bures, 2006	61	62	179	.346

DOUBLES

Name	G	2B
1. Michelle Gates, 1998	57	15
Iyhia McMichael, 2002	67	15
3. Kellie Wilkerson, 2000	68	14
4. Krystal Tillman, 2002	64	11
5. Lindsay Nelson, 2002	53	10
Hayle Guess, 2006	61	10

TRIPLES

Name	G	3B
1. Michelle Gates, 1998	57	10
2. Iyhia McMichael, 2002	67	8
3. Keri McCallum, 1998	55	6
Courtney Bures, 2006	61	6
5. Hayle Guess, 2006	61	4

HOME RUNS

Name	G	HR
1. Kellie Wilkerson, 2000	68	8
Katie Cooley, 2005	62	8
3. Kasey Whitehead, 2000	62	7
4. Michelle Gates, 1998	57	6
5. Courtney Bures, 2006	61	5
Bonnie McWatters, 1985	40	5

SLUGGING PERCENTAGE

Name	G	TB	AB	SLG%
1. Michelle Gates, 1998	57	123	184	.668
2. Kellie Wilkerson, 2000	68	120	181	.663
3. Courtney Bures, 2006	61	98	179	.547
4. Iyhia McMichael, 2002	67	12	207	.541
5. Keri McCallum, 1998	55	90	183	.492

STOLEN BASES

Name	G	SB
1. Iyhia McMichael, 2002	67	36
2. Michelle Gates, 1998	57	30
3. Hayle Guess, 2006	61	23
4. Kellie Wilkerson, 2000	68	21
5. Nakita Boyce, 2006	61	18

TOTAL BASES

Name	G	TB
1. Michelle Gates, 1998	57	141
2. Kellie Wilkerson, 2000	68	120
3. Iyhia McMichael, 2002	67	112
4. Courtney Bures, 2006	61	98
5. Keri McCallum, 1998	55	90

RUNS BATTED IN

Name	G	RBI
1. Iyhia McMichael, 2002	67	48
2. Kellie Wilkerson, 2000	68	43
3. Courtney Bures, 2006	61	37
4. Michelle Gates, 1998	57	35
5. Kate Jaspers, 2002	67	27

BASES ON BALLS

Name	G	BB
1. Kellie Wilkerson, 2000	68	49
2. Iyhia McMichael, 2002	67	37
3. Katie Cooley, 2005	62	29
4. Kate Jaspers, 2002	67	22
5. Hayle Guess, 2006	61	19

EARNED RUN AVERAGE

Name	ER	IP	ERA
1. Kim Davis, 1986	11	97.2	0.79
2. Ragan Blake, 2006	49	192.2	1.78
3. Jennifer Pursell, 2001	56	198.0	1.98
4. Kelli Miller, 2005	46	135.0	2.39
5. Stephanie Comeaux, 2004	56	141.2	2.77

INNINGS PITCHED

Name	APP	IP
1. Melissa Massey, 2003	41	198.2
2. Jennifer Pursell, 2001	43	198.0
3. Ragan Blake, 2006	37	192.2
4. Stephanie Comeaux, 2005	35	141.2
5. Kelli Miller, 2005	32	135.0

STRIKEOUTS

Name	APP	IP	SO
1. Ragan Blake, 2006	37	192.2	183
2. Jennifer Pursell, 2001	43	198.0	107
3. Stephanie Comeaux, 2005	35	141.2	105
4. Melissa Massey, 2003	41	198.2	96



CLASS-BY-CLASS RECORDS

JUNIORS

AT-BATS

Name	G	AB
1. Keri McCallum, 1999	67	235
2. Jenny Hehnke, 1999	67	206
3. Krystal Tillman, 2003	64	196
4. Karrie Rider, 1999	67	193
5. Michelle Gates, 1999	65	190

RUNS

Name	G	R
1. Iyhia McMichael, 2003	64	63
2. Keri McCallum, 1999	67	57
3. Kellie Wilkerson, 2002	66	55
4. Hayle Guess, 2007	62	44
5. Courtney Bures, 2007	61	43

HITS

Name	G	H
1. Keri McCallum, 1999	67	88
2. Iyhia McMichael, 2003	64	75
3. Kellie Wilkerson, 2001	61	70
4. Jenny Hehnke, 1999	67	66
5. Courtney Bures, 2007	61	64

BATTING AVERAGE

Name	G	H	AB	BA
1. Kellie Wilkerson, 2001	61	70	167	.419
2. Iyhia McMichael, 2003	64	75	186	.403
3. Keri McCallum, 1999	67	88	235	.374
4. Jennifer Waterman, 2003	52	53	143	.371
5. Jennifer Nelson, 2002	50	50	135	.370

DOUBLES

Name	G	2B
1. Keri McCallum, 1999	67	22
2. Jennifer Waterman, 2003	52	18
3. Michelle Gates, 1999	65	15
4. Courtney Bures, 2007	61	13
5. Kellie Wilkerson, 2001	61	12
6. Callye Williams, 2005	65	12

TRIPLES

Name	G	3B
1. Keri McCallum, 1999	67	10
2. Melanie Morgan, 1985	38	7
3. Kate Jaspers, 2003	63	6
4. Nakita Boyce, 2007	61	6
5. Meg Hartnett, 1985	40	5
6. Iyhia McMichael, 2003	64	5

HOME RUNS

Name	G	HR
1. Iyhia McMichael, 2003	64	18
2. Kellie Wilkerson, 2001	61	14
3. Meg Hartnett, 1985	40	6
4. Hayle Guess, 2007	62	6
5. Katie Cooley, 2006	57	5

SLUGGING PERCENTAGE

Name	G	TB	AB	SLG%
1. Iyhia McMichael, 2003	64	149	186	.801
2. Kellie Wilkerson, 2001	61	128	167	.766
3. Melanie Morgan, 1985	38	73	118	.619
4. Meg Hartnett, 1985	40	75	133	.564
5. Keri McCallum, 1999	67	130	235	.553

STOLEN BASES

Name	G	SB
1. Iyhia McMichael, 2003	64	36
2. Kellie Wilkerson, 2001	61	35
3. Hayle Guess, 2007	62	25
4. Nakita Boyce, 2007	61	20
5. Michelle Gates, 1999	65	17

TOTAL BASES

Name	G	TB
1. Iyhia McMichael, 2003	64	149
2. Keri McCallum, 1999	67	130
3. Kellie Wilkerson, 2001	61	128
4. Courtney Bures, 2007	61	93
5. Hayle Guess, 2007	62	92

RUNS BATTED IN

Name	G	RBI
1. Iyhia McMichael, 2003	64	63
2. Courtney Bures, 2007	61	56
3. Michelle Gates, 1999	65	40
4. Jennifer Waterman, 2003	52	37
5. Hayle Guess, 2007	62	35

BASES ON BALLS

Name	G	BB
1. Kellie Wilkerson, 2001	61	48
2. Iyhia McMichael, 2003	64	38
3. Katie Cooley, 2006	57	31
4. Jennifer Waterman, 2003	52	23
5. Courtney Bures, 2007	61	20

EARNED RUN AVERAGE

Name	ER	IP	ERA
1. Autumn Anderson, 1999	42	275.2	1.07
2. Stephanie Comeaux, 2006	39	155.2	1.75
3. Alicia Judd, 1997	41	143.1	2.00
4. Melissa Massey, 2004	63	180.0	2.45
5. Kasey Whitehead, 2001	37	99.1	2.61

INNINGS PITCHED

Name	APP	IP
1. Autumn Anderson, 1998	50	275.2
2. Melissa Massey, 2004	37	180.0
3. Stephanie Comeaux, 2006	29	155.2
4. Alicia Judd, 1997	24	143.1
5. Kasey Whitehead, 2001	24	99.1

STRIKEOUTS

Name	APP	IP	SO
1. Autumn Anderson, 1998	50	275.2	246
2. Melissa Massey, 2004	37	180.0	115
3. Stephanie Comeaux, 2006	29	155.2	90
4. Alicia Judd, 1997	24	143.1	54

SENIORS

AT-BATS

Name	G	AB
1. Keri McCallum, 2000	71	243
2. Karrie Rider, 2000	71	216
3. Michelle Gates, 2000	69	211
4. Jenny Hehnke, 2000	69	210
5. Jennifer Nelson, 2003	64	208

RUNS

Name	G	R
1. Iyhia McMichael, 2004	65	83
2. Keri McCallum, 2000	71	64
3. Kellie Wilkerson, 2002	66	51
4. Jennifer Nelson, 2003	64	45
5. Meagan O'Nan, 2004	65	40

HITS

Name	G	H
1. Keri McCallum, 2000	71	100
2. Iyhia McMichael, 2004	65	87
3. Kate Jaspers, 2004	63	73
4. Jennifer Nelson, 2003	64	70
5. Karrie Rider, 2000	71	66

BATTING AVERAGE

Name	G	H	AB	BA
1. Iyhia McMichael, 2004	65	87	183	.475
2. Kellie Wilkerson, 2002	66	80	191	.419
3. Keri McCallum, 2000	71	100	243	.412
4. Kate Jaspers, 2004	63	73	187	.390
5. Meagan O'Nan, 2004	65	53	149	.356

DOUBLES

Name	G	2B
1. Kellie Wilkerson, 2002	66	18
2. Iyhia McMichael, 2004	65	16
3. Karrie Rider, 2000	71	12
4. Jennifer Waterman, 2004	64	12
5. Kate Jaspers, 2004	63	12

TRIPLES

Name	G	3B
1. Keri McCallum, 2000	71	11
2. Iyhia McMichael, 2004	65	10
3. Jennifer Nelson, 2003	64	7
4. Michelle Gates, 2000	69	4
5. Three Players With		3

HOME RUNS

Name	G	HR
1. Iyhia McMichael, 2004	65	10
2. Kellie Wilkerson, 2002	66	9
3. Melanie Morgan, 1985	38	8
4. Jennifer Jessup, 2005	64	7
5. Brooke Best, 2003	53	5
6. Blaire Brown, 2004	62	5
7. Jennifer Waterman, 2004	64	5

SLUGGING PERCENTAGE

Name	G	TB	AB	SLG%
1. Iyhia McMichael, 2004	65	153	183	.836
2. Kellie Wilkerson, 2002	66	129	191	.675
3. Keri McCallum, 2000	71	145	243	.597
4. Melanie Morgan, 1986	38	65	113	.575
5. Missy Herbert, 1985	40	64	126	.508

STOLEN BASES

Name	G	SB
1. Iyhia McMichael, 2004	65	41
2. Keri McCallum, 2000	71	31
3. Michelle Gates, 2000	69	20
4. Kellie Wilkerson, 2002	66	18
5. Jennifer Nelson, 2003	64	11
6. Sherri Jennings, 1985	37	11

TOTAL BASES

Name	G	TB
1. Iyhia McMichael, 2004	65	153
2. Keri McCallum, 2000	71	145
3. Kellie Wilkerson, 2002	66	129
4. Jennifer Waterman, 2004	64	96
5. Michelle Gates, 2000	69	91

RUNS BATTED IN

Name	G	RBI
1. Jennifer Waterman, 2004	64	55
2. Kate Jaspers, 2004	63	47
3. Karrie Rider, 2000	71	43
4. Iyhia McMichael, 2004	65	42
5. Blaire Brown, 2004	62	38

BASES ON BALLS

Name	G	BB
1. Iyhia McMichael, 2004	65	51
2. Kellie Wilkerson, 2002	66	50
3. Cheri Smith, 2001	59	24
4. Jennifer Waterman, 2004	64	24
5. Jennifer Jessup, 2005	64	22

EARNED RUN AVERAGE

Name	ER	IP	ERA
1. Vicki Bonar, 1985	30	132.0	1.59
2. Alicia Judd, 1998	35	129.1	1.89
3. Sara Hickerson, 2007	28	100.2	1.95
4. Kelli Miller, 2007	47	165.0	1.99
5. Autumn Anderson, 1999	77	254.0	2.12
6. Kasey Whitehead, 2002	85	221.1	2.68

INNINGS PITCHED

Name	APP	IP
1. Autumn Anderson, 1999	51	254.0
2. Kasey Whitehead, 2002	53	221.2
3. Kelli Miller, 2007	38	165.0
4. Vicki Bonar, 1985	22	132.0
5. Alicia Judd, 1997	24	129.1

STRIKEOUTS

Name	APP	IP	SO
1. Autumn Anderson, 1999	51	254.0	160
2. Kasey Whitehead, 2002	61	221.2	95
3. Kelli Miller, 2007	38	165.0	85
4. Kellie Wilkerson, 2002	53	74.2	77
5. Vicki Bonar, 1985	22	132.0	73



KATE JASPERS

YEAR-BY-YEAR RESULTS



COACHING HISTORY

LYNN KEISER

1982-83 • 37-53-4 (.415)



Keiser led State in the early years of the program, transforming the Bulldogs from a slowpitch program in 1981 to a competitive fastpitch team in 1982. Keiser also amassed a 13-55 (.191) record as head coach of Mississippi State's volleyball team from 1981-82.

VIVIAN LANGLEY

1984-86 • 66-45 (.595)



Langley, who amassed a 34-78 (.304) mark as State's volleyball coach from 1983-85, led the Bulldogs to their first winning season in 1985, then guided the Maroon and White to another winning campaign in 1986 before the discontinuation of the program.

KATHY ARENDSSEN

1997-02 • 220-160 (.579)



Having reintroduced the sport to State's varsity program in 1997, Arendsen led the Bulldogs to the championship game of the 1998 SEC Tournament before a 44-win campaign in 2000 helped the Bulldogs secure their first postseason berth. Arendsen coached 14 all-SEC and 12 all-American

athletes in her six-year career in Starkville. A 13-time ASA all-American as a player, she also had 48 of her players named to the SEC academic honor roll during her tenure.

JAY MILLER

2003-present • 176-142 (.553)



Having helped State secure NCAA postseason bids in four of his first five seasons in Starkville, Miller currently ranks as the NCAA's 12th-winningest active coach and secured his 885th career victory during the 2007 season. He has coached three all-Americans at MSU, with three of his play-

ers earning SEC Athlete and SEC Freshman of the Year accolades. Miller will be inducted into the National Fastpitch Coaches Association Hall of Fame in 2008.

1982

2-18 Overall

Home: 2-4 • Away: 0-2 • Neutral: 0-12

3/10	at LSU	L, 14-0
3/10	at LSU	L, 8-7
3/11	! Stephen F. Austin	L, 10-0
3/12	! Kent State	L, 10-3
3/12	! Kent State	L, 9-8
3/19	LA-LAFAYETTE	W, 13-3
3/19	LA-LAFAYETTE	L, 15-9
3/20	CARTHAGE COLLEGE	W, 6-1
3/20	CARTHAGE COLLEGE	L, 16-13
3/25	# Oklahoma State	L, 2-0
3/25	# Utah	L, 9-0
3/26	# Iowa State	L, 12-1
3/26	# Nebraska-Omaha	L, 8-0
3/27	# Idaho State	L, 8-0
4/2	\$ NE Missouri State	L, 3-2
4/2	\$ Oklahoma State	L, 9-1
4/3	\$ Kansas	L, 9-1
4/3	\$ Iowa	L, 6-1
4/20	LSU	L, 3-2
4/20	LSU	L, 4-1

! LSU Tournament (Baton Rouge, La.); # Oklahoma Invitational (Bartlesville, Okla.); \$ Southwest Missouri State Invitational (Springfield, Mo.).

1983

6-13 Overall

Home: 3-5 • Away: 2-2 • Neutral: 1-6

2/26	at Louisiana-Lafayette	L, 2-1
2/26	at Louisiana-Lafayette	L, 6-1
3/13	LA-MONROE	L, 3-0
3/13	LA-MONROE	W, 4-3
3/15	! Eastern Connecticut	L, 2-1
3/15	! Fairfield Dickinson	W, 21-6
3/16	! Trenton	L, 5-0
3/16	! Rhode Island	L, 9-5
3/22	SOUTHERN MISS	W, 3-0
3/22	SOUTHERN MISS	W, 4-3
4/9	NICHOLLS STATE	L, 4-2
4/9	NICHOLLS STATE	L, 4-2
4/12	at Southern Miss	W, 3-0
4/12	at Southern Miss	W, 5-4
4/15	# Illinois State	L, 2-0
4/15	# Texas-Arlington	L, 7-2
4/16	# Oklahoma	L, 4-0
4/23	LOUISIANA TECH	L, 4-0
4/23	LOUISIANA TECH	L, 9-0

! South Carolina State Invitational (Columbia, S.C.); # Louisiana Tech Invitational (Ruston, La.)

1984

11-20 Overall

Home: 5-11 • Away: 4-6 • Neutral: 2-3

3/3	at Northwestern State	W, 2-1
3/3	at Northwestern State	L, 7-3
3/7	FLORIDA A&M	W, 11-0
3/7	FLORIDA A&M	W, 11-8
3/8	FLORIDA STATE	L, 10-0 (9)
3/8	FLORIDA STATE	L, 6-2
3/10	LOUISIANA TECH	L, 4-0
3/10	LOUISIANA TECH	L, 9-1
3/16	! at Florida State	L, 5-0
3/16	! George Mason	L, 13-8
3/17	! Florida A&M	W, 5-2
3/19	WESTERN ILLINOIS	L, 8-7 (8)
3/19	WESTERN ILLINOIS	L, 10-10 (10)
3/22	MICHIGAN STATE	L, 11-3
3/22	MICHIGAN STATE	L, 6-1
3/23	LUTHER COLLEGE	W, 3-2
3/23	LUTHER COLLEGE	L, 6-4
4/3	at Southern Miss	W, 7-6
4/3	at Southern Miss	W, 3-2
4/7	LA-LAFAYETTE	L, 1-0
4/7	LA-LAFAYETTE	L, 3-2
4/10	at La-Monroe	L, 3-2
4/10	at La-Monroe	L, 1-0
4/13	# William Woods	L, 1-0
4/13	# SE Missouri State	L, 2-0
4/14	# Arkansas State	W, 8-4
4/14	# at Kentucky Wesleyan	W, 4-3
4/17	SOUTHERN MISS	W, 4-1
4/17	SOUTHERN MISS	W, 5-0
4/25	at Nicholls State	L, 7-3
4/25	at Nicholls State	L, 13-8

! FSU Invitational (Tallahassee, Fla.); # Kentucky Wesleyan Invitational (Owensboro, Ky.)

1985

28-14 Overall

Home: 11-5 • Away: 7-3 • Neutral: 10-6

3/9	KENTUCKY WESLEYAN	W, 8-5
3/9	KENTUCKY WESLEYAN	W, 7-2
3/15	! GEORGIA STATE	W, 17-1
3/15	! WEST GEORGIA	W, 12-0
3/16	! TENNESSEE TECH	W, 25-3
3/16	! MUW	L, 10-1
3/19	SOUTHERN MISS	L, 5-3 (8)
3/19	SOUTHERN MISS	L, 5-4 (9)
3/20	SW MISSOURI STATE	L, 1-0

3/20	SW MISSOURI STATE	W, 4-2
3/22	\$ Nicholls State	L, 3-2 (9)
3/22	\$ Florida A&M	L, 1-0
3/23	\$ Ohio State	L, 3-2
3/23	\$ Western Illinois	L, 5-3
3/23	\$ Maine	W, 7-0
3/26	ARKANSAS STATE	W, 12-0
3/26	ARKANSAS STATE	W, 11-2
3/29	? Southern Miss	W, 4-0
3/29	? Grambling	W, 11-2
3/30	? West Georgia	W, 14-2
3/30	? at MUW	W, 5-0
4/2	NICHOLLS STATE	W, 3-2
4/2	NICHOLLS STATE	L, 5-3
4/4	at Southern Miss	W, 6-1
4/4	at Southern Miss	W, 9-1
4/9	MUW	W, 7-1
4/9	MUW	W, 7-2
4/12	# MUW	W, 3-2
4/12	# Kentucky Wesleyan	W, 4-2
4/13	# Illinois Central JC	W, 5-3
4/13	# Akron	L, 2-0
4/19	at Louisiana Tech	L, 3-0
4/19	at Louisiana Tech	L, 5-2
4/20	at Grambling	W, 6-5
4/20	at Grambling	W, 11-1
4/23	at MUW	L, 5-1
4/23	at MUW	W, 5-1
4/26	^ at Tennessee Tech	W, 11-2
4/26	^ Cleveland State JC	W, 5-2
4/27	^ Lincoln College	W, 7-4
4/28	* #10 South Carolina	L, 7-3 (9)
4/28	* #10 South Carolina	W, 5-4 (9)

! MSU Invitational (Starkville); \$ FSU Invitational (Tallahassee, Fla.); ? MUW Tournament (Columbus, Miss.); # Kentucky Wesleyan Invitational (Owensboro, Ky.); ^ Tennessee Tech Tournament (Cookeville, Tenn.); * Cookeville, Tenn.

1986

27-11 Overall

Home: 13-5 • Away: 8-2 • Neutral: 6-4

2/28	! Texas A&M	L, 6-0
2/28	! La-Lafayette	L, 2-1
3/1	! Texas State	W, 5-3
3/1	! Toledo	L, 2-0
3/7	SW MISSOURI STATE	L, 2-0
3/7	SW MISSOURI STATE	L, 10-3
3/8	KENTUCKY WESLEYAN	W, 3-0
3/8	KENTUCKY WESLEYAN	W, 11-2
3/18	BRADLEY	W, 2-1
3/18	BRADLEY	L, 6-0
3/20	# Eastern Michigan	W, 1-0
3/20	# West Florida	W, 4-0
3/21	# at Florida State	L, 3-1
3/21	# Ohio State	W, 3-2
3/25	at Southern Miss	W, 5-4
3/25	at Southern Miss	W, 3-1
3/28	\$ GEORGIA STATE	W, 2-0
3/28	\$ SOUTHERN MISS	W, 4-2
3/29	\$ ST. MARY'S (NE)	W, 11-1
3/29	\$ ARKANSAS STATE	W, 15-0
4/1	at Delta State	W, 11-1
4/1	at Delta State	W, 9-2
4/4	MUW	W, 6-5
4/4	MUW	W, 10-0
4/7	at La-Lafayette	W, 3-0
4/7	at La-Lafayette	W, 5-1
4/10	at Arkansas State	W, 12-4
4/10	at Arkansas State	W, 9-0
4/12	LOUISIANA TECH	L, 2-1
4/12	LOUISIANA TECH	L, 1-0
4/18	% Central (Okla.) State	W, 3-2
4/18	% at Texas-Arlington	L, 3-2
4/19	% North Texas	W, 6-3
4/19	% Oklahoma City	L, 3-2
4/22	DELTA STATE	W, 11-1
4/22	DELTA STATE	W, 6-2
4/23	SOUTHERN MISS	W, 3-2
4/23	SOUTHERN MISS	W, 5-1

! Budweiser Bayou Classic (Thibodaux, La.); # FSU Invitational (Tallahassee, Fla.); \$ MSU Invitational (Starkville); % Texas-Arlington Tournament (Arlington, Texas).

1997

30-26 Overall • 11-17 SEC

Home: 13-12 • Away: 7-8 • Neutral: 10-6

2/21	# Nicholls State	L, 6-0
2/21	# Tennessee-Martin	W, 4-1
2/22	# Alcorn State	W, 19-0 (5)
2/22	# Tulsa	L, 1-0
2/23	# at La-Monroe	L, 5-1
2/23	# Tulsa	W, 7-2
2/23	# Northern Illinois	L, 2-1
2/26	SAMFORD	W, 4-0
2/26	SAMFORD	W, 4-0
3/1	\$ Alabama State	W, 30-0 (5)
3/1	\$ Tennessee State	W, 9-0 (5)
3/1	\$ at Troy State	W, 3-2
3/2	\$ Tennessee State	W, 12-1 (6)
3/2	\$ Alabama State	W, 18-0 (5)
3/2	\$ at Troy State	W, 1-0

3/6	OLE MISS	L, 3-2
3/6	OLE MISS	W, 2-1 (8)
3/14	? New Mexico	W, 4-0
3/14	? St. Mary's	W, 1-0
3/14	? Colorado State	L, 11-6
3/15	? Missouri	L, 4-3 (8)
3/15	? New Mexico	W, 7-2
3/15	? Notre Dame	L, 8-3
3/20	at Samford	W, 6-1
3/20	at Samford	W, 7-1
3/22	#4 SOUTH CAROLINA	L, 4-0 (8)
3/22	#4 SOUTH CAROLINA	L, 5-3
3/25	MCNEESE STATE	W, 3-2
3/26	GEORGIA	W, 5-2
3/26	GEORGIA	W, 8-7 (10)
3/28	ARKANSAS	W, 3-2
3/28	ARKANSAS	L, 4-0
3/29	ARKANSAS	L, 10-4
3/29	ARKANSAS	L, 2-1
4/4	at LSU	L, 2-0
4/4	at LSU	L, 9-1 (6)
4/11	at Kentucky	W, 6-1 (8)
4/11	at Kentucky	W, 12-7 (11)
4/13	at Tennessee	W, 5-4 (8)
4/13	at Tennessee	L, 11-0 (5)
4/18	at Alabama	L, 5-2 (8)
4/18	at Alabama	L, 8-0
4/19	ALABAMA	L, 5-2
4/19	ALABAMA	W, 2-1
4/23	LA-MONROE	L, 6-0
4/23	LA-MONROE	W, 1-0
4/25	LOUISIANA TECH	L, 5-2
4/25	LOUISIANA TECH	W, 3-2 (10)
4/26	FLORIDA	L, 3-1
4/26	FLORIDA	W, 6-5
4/30	at Ole Miss	L, 1-0 (9)
4/30	at Ole Miss	L, 4-1
5/3	AUBURN	W, 6-3
5/3	AUBURN	W, 4-0
5/4	AUBURN	L, 5-4
5/4	AUBURN	L, 4-1

NLU Mardi Gras Classic (Monroe, La.); \$ Troy State Invitational (Troy, Ala.); ? NIST Tournament (San Jose, Calif.).

1998

36-21 Overall • 15-11 SEC

Home: 16-9 • Away: 12-4 • Neutral: 6-6

2/14	NORTHWESTERN STATE	L, 3-1
2/14	NORTHWESTERN STATE	W, 3-1
2/15	NORTHWESTERN STATE	W, 5-0
2/20	# JACKSONVILLE STATE	W, 3-0
2/21	# #13 MISSOURI	L, 7-4 (10)
2/21	# CHATTANOOGA	W, 8-0 (6)
2/26	& Cal Poly-SLO	L, 5-2 (8)
2/28	& Evansville	W, 7-2
2/28	& at UC-Santa Barbara	L, 13-9 (9)
3/5	! #16 Iowa	L, 4-2
3/5	! Florida A&M	L, 8-3
3/6	! Western Michigan	W, 5-1
3/6	! at #7 South Florida	L, 1-0
3/7	! Chattanooga	W, 6-0
3/7	! Hofstra	W, 8-3
3/7	! #2 Michigan	L, 2-1 (8)
3/11	at Florida	W, 3-1
3/11	at Florida	L, 1-0
3/14	SIENA COLLEGE	W, 2-0
3/14	SIENA COLLEGE	W, 6-0
3/22	at Georgia	W, 7-4 (9)
3/22	at Georgia	L, 4-2
3/24	GEORGIA SOUTHERN	W, 7-1
3/24	GEORGIA SOUTHERN	W, 9-1 (5)
3/27	at Arkansas	W, 6-0
3/27	at Arkansas	L, 2-1 (8)
3/28	at Arkansas	W, 3-2 (9)
4/1	at Arkansas	W, 6-2
4/1	at Ole Miss	W, 7-0
4/1	at Ole Miss	W, 5-3
4/3	#14 LSU	W, 3-2
4/3	#14 LSU	L, 2-1
4/4	#14 LSU	L, 7-3
4/4	#14 LSU	L, 4-3
4/8	DELTA STATE	W, 1-0
4/10	KENTUCKY	L, 1-0
4/10	KENTUCKY	L, 1-0
4/11	TENNESSEE	W, 3-0
4/11	TENNESSEE	L, 3-2
4/14	at La-Monroe	W, 11-0 (6)
4/14	at La-Monroe	W, 7-5
4/19	ALABAMA	W, 5-4
4/19	ALABAMA	L, 4-1
4/21	SAMFORD	W, 3-2 (10)
4/21	SAMFORD	W, 5-0
4/25	OLE MISS	W, 11-0 (5)
4/25	OLE MISS	W, 4-3
5/1	at Auburn	L, 2-0
5/1	at Auburn	W, 1-0
5/2	at Auburn	W, 6-2
5/2	at Auburn	W, 3-2 (10)
5/8	@ South Carolina	L, 2-0
5/8	@ Georgia	W, 3-2
5/9	@ South Carolina	W, 3-0
5/9	@ Florida	W, 1-0
5/10	@ Florida	W, 1-0
5/10	@ Alabama	L, 5-4 (9)

MSU Classic (Starkville); & UCSB-Dudley Invitational (Santa Barbara, Calif.); ! Speedline Classic (Tampa, Fla.); @ SEC Tournament (Columbus, Ga.).



YEAR-BY-YEAR RESULTS

1999

38-29 Overall • 15-15 SEC
Home: 21-6 • Away: 6-14 • Neutral: 11-9

2/6	at Northwestern State	L, 1-0
2/6	at Northwestern State	W, 3-1
2/7	at Centenary	W, 4-1
2/12	% California	L, 6-4
2/12	% #4 UCLA	L, 5-0
2/12	% New Mexico State	W, 4-2
2/13	% UNLV	W, 9-1 (5)
2/13	% Utah State	W, 7-2
2/19	! NORTHWESTERN STATE	W, 6-1
2/19	! EVANSVILLE	L, 3-2
2/20	! CHATTANOOGA	W, 3-1
2/21	! EVANSVILLE	W, 1-0 (8)
2/27	! JACKSONVILLE STATE	L, 6-3
2/27	! JACKSONVILLE STATE	W, 4-0
3/4	^ Georgia	W, 5-1
3/4	^ Florida State	W, 2-1
3/5	^ #14 Michigan	L, 9-3
3/5	^ Hofstra	W, 4-1
3/6	^ Florida Atlantic	W, 10-2
3/6	^ New Mexico State	W, 7-0
3/7	^ Michigan State	W, 4-2
3/7	^ #14 Michigan	L, 4-3
3/12	\$ Jacksonville State	L, 7-6 (8)
3/12	\$ Kentucky	L, 3-1
3/12	\$ Southern Mississippi	L, 4-0
3/19	at Ole Miss	L, 5-4 (11)
3/19	at Ole Miss	L, 4-1
3/20	at Ole Miss	W, 8-0 (5)
3/20	at Ole Miss	L, 8-0 (6)
3/26	#10 SOUTH CAROLINA	L, 1-0
3/26	#10 SOUTH CAROLINA	W, 5-2
3/27	GEORGIA	W, 5-1
3/27	GEORGIA	W, 2-1 (9)
4/2	ARKANSAS	W, 5-2
4/2	ARKANSAS	W, 4-0
4/3	ARKANSAS	W, 7-2
4/3	ARKANSAS	W, 4-2
4/6	DELTA STATE	W, 7-1
4/9	at #10 LSU	L, 1-0
4/9	at #10 LSU	L, 5-1
4/10	at #10 LSU	L, 5-2
4/10	at #10 LSU	L, 5-4
4/15	LA-MONROE	W, 9-1 (5)
4/15	LA-MONROE	W, 3-2 (9)
4/17	at Kentucky	L, 5-4
4/17	at Kentucky	W, 12-0
4/18	at Tennessee	L, 9-1 (6)
4/18	at Tennessee	L, 11-7
4/21	at Georgia Tech	W, 5-0
4/23	at Alabama	W, 8-7 (8)
4/23	at Alabama	L, 5-4
4/24	at Alabama	L, 6-5
4/24	at Alabama	L, 7-4
4/29	SAMFORD	W, 4-0
4/29	SAMFORD	W, 4-1
4/30	FLORIDA	L, 7-4 (9)
4/30	FLORIDA	W, 6-2
5/2	#6 LA-LAFAYETTE	L, 7-1
5/2	#6 LA-LAFAYETTE	L, 4-2
5/7	AUBURN	W, 4-3
5/7	AUBURN	W, 8-0 (5)
5/8	AUBURN	W, 8-0 (5)
5/8	AUBURN	W, 4-3
5/13	+ Alabama	W, 6-3
5/14	+ #24 Tennessee	L, 4-2
5/15	+ #14 South Carolina	W, 2-1
5/16	+ #7 LSU	L, 2-0 (9)

% Fiesta Bowl Tournament (Phoenix, Ariz.); ! MSU Bulldog Classic (Starkville); ^ Speedline Invitational (Tampa, Fla.); \$ Frost Cutlery Tournament (Chattanooga, Tenn.); + SEC Tournament (Columbus, Ga.).

2000

44-27 Overall • 17-13 SEC NCAA REGIONAL 1
Home: 19-11 • Away: 11-7 • Neutral: 14-9

2/11	! Texas A&M	W, 3-2
2/11	! #3 Fresno State	L, 4-2
2/12	! Cal State-Fullerton	L, 5-1
2/12	! Utah	L, 8-6 (9)
2/13	! Utah State	W, 5-4
2/18	! NORTHWESTERN STATE	W, 3-2
2/18	! WINTHROP	W, 9-3
2/19	# CHATTANOOGA	W, 7-5
2/19	# BELMONT	W, 8-0 (6)
2/20	# AUSTIN PEAY	W, 10-1 (5)
2/26	TENNESSEE TECH	W, 7-4
2/26	TENNESSEE TECH	W, 5-0
3/3	% #5 Oklahoma	L, 12-4 (6)
3/3	% #9 Stanford	W, 2-1 (9)
3/4	% Massachusetts	W, 7-0
3/4	% Florida State	L, 5-1
3/5	% #9 Stanford	W, 6-0
3/9	\$ #25 North Carolina	W, 2-0
3/9	\$ Penn State	W, 4-3
3/10	\$ Georgia Southern	L, 4-2
3/10	\$ at South Florida	W, 4-1
3/11	\$ Massachusetts	W, 4-2
3/11	\$ Boston University	W, 4-2
3/11	\$ #17 Illinois-Chicago	W, 4-2

3/12	\$ #18 South Carolina	L, 2-1 (8)
3/15	JACKSONVILLE STATE	W, 6-0
3/15	JACKSONVILLE STATE	W, 5-1
3/17	OLE MISS	W, 4-3
3/17	OLE MISS	W, 7-4
3/18	OLE MISS	W, 3-1
3/18	OLE MISS	L, 6-0
3/22	UAB	W, 4-1
3/24	at #17 South Carolina	L, 2-1 (9)
3/24	at #17 South Carolina	W, 6-2
3/25	at Georgia	W, 8-6
3/25	at Georgia	W, 3-2
3/31	at Arkansas	L, 2-1
3/31	at Arkansas	W, 1-0
4/1	at Arkansas	W, 4-3 (8)
4/1	at Arkansas	W, 4-0
4/5	#10 SOUTHERN MISS	L, 2-0
4/5	#10 SOUTHERN MISS	W, 2-1
4/7	#8 LSU	L, 8-0 (5)
4/7	#8 LSU	L, 8-4 (10)
4/8	#8 LSU	L, 9-4
4/8	#8 LSU	L, 7-1
4/11	at Louisiana-Monroe	L, 2-1
4/11	at Louisiana-Monroe	W, 3-2
4/14	TENNESSEE	W, 6-1
4/14	TENNESSEE	W, 6-1
4/15	KENTUCKY	W, 3-1
4/15	KENTUCKY	W, 7-3
4/19	GEORGIA TECH	W, 3-2
4/21	#10 ALABAMA	L, 5-2
4/21	#10 ALABAMA	L, 7-6 (9)
4/22	#10 ALABAMA	L, 9-0 (6)
4/22	#10 ALABAMA	L, 4-2
4/25	SAMFORD	L, 2-0
4/28	at Florida	L, 11-3 (5)
4/28	at Florida	W, 3-1
4/30	at Auburn	W, 3-2
4/30	at Auburn	W, 9-4
5/1	at Auburn	L, 5-2
5/1	at Auburn	W, 10-2 (6)
5/11	@ Arkansas	L, 2-1
5/12	@ Auburn	W, 9-3
5/13	@ #11 Alabama	L, 4-3
5/18	& Chattanooga	W, 6-1
5/19	& Utah	W, 11-3 (6)
5/20	& #1 Washington	L, 4-1
5/20	& Utah	L, 4-1

! Fiesta Bowl Tournament (Phoenix, Ariz.); % NFCA Leadoff Classic (Columbus, Ga.); # MSU Bulldog Classic (Starkville); \$ Speedline Invitational (Tampa, Fla.); @ SEC Tournament (Columbus, Ga.); & NCAA Regional I (Seattle, Wash.).

2001

36-26 Overall • 19-11 SEC
Home: 19-7 • Away: 12-9 • Neutral: 5-10

2/6	BELMONT	W, 9-0 (5)
2/6	BELMONT	W, 6-1
2/9	! #16 Oregon State	L, 3-0
2/9	! Texas A&M-CC	W, 8-0 (5)
2/10	! Southwest Texas State	W, 4-2
2/10	! #16 Oregon State	L, 1-0 (8)
2/11	! Southwest Texas State	L, 5-0
2/17	\$ Southern Illinois	L, 3-2
2/17	\$ Winthrop	W, 14-2 (5)
2/18	\$ Tennessee Tech	W, 1-0 (8)
2/18	DREXEL	W, 4-1
2/20	LOUISIANA-MONROE	W, 2-1 (9)
2/20	LOUISIANA-MONROE	W, 8-5
2/23	^ UNLV	L, 3-2
2/23	^ UNLV	L, 2-0
2/24	^ Penn State	L, 8-3
2/24	^ Penn State	L, 6-5
3/1	#18 MICHIGAN	L, 3-1
3/8	& Georgia Southern	W, 3-2 (9)
3/8	& Utah	L, 3-2
3/9	& Michigan State	W, 6-2
3/9	& Texas Tech	L, 1-0
3/10	& Temple	W, 3-0
3/10	& Florida Atlantic	L, 3-2
3/14	at Florida	L, 6-0
3/14	at Florida	L, 5-4
3/15	at Florida	W, 5-1
3/17	at #17 South Carolina	L, 7-1
3/17	at #17 South Carolina	W, 1-0
3/18	at #17 South Carolina	L, 2-0
3/23	GEORGIA	W, 4-2
3/24	GEORGIA	W, 6-5 (10)
3/24	GEORGIA	W, 8-7
3/27	at Ole Miss	W, 2-1
3/27	at Ole Miss	W, 7-5 (11)
3/28	at Ole Miss	W, 12-0 (5)
3/31	at Tennessee	W, 13-4
3/31	at Tennessee	W, 3-1
4/1	at Tennessee	W, 7-1
4/5	SOUTHERN MISS	L, 2-1
4/5	SOUTHERN MISS	W, 9-6
4/7	KENTUCKY	L, 8-1
4/7	KENTUCKY	W, 3-2
4/8	KENTUCKY	W, 7-3
4/11	#5 LSU	L, 8-0
4/11	#5 LSU	L, 5-0
4/12	#5 LSU	L, 2-1
4/14	AUBURN	W, 5-4
4/14	AUBURN	W, 7-2

4/15	AUBURN	W, 4-3
4/19	at Georgia Tech	W, 3-2
4/19	at Georgia Tech	W, 4-1 (10)
4/21	at #7 Alabama	L, 7-0
4/21	at #7 Alabama	L, 3-2
4/22	at #7 Alabama	L, 8-0 (6)
4/25	at Jacksonville State	W, 3-2
4/28	ARKANSAS	W, 2-1 (8)
4/28	ARKANSAS	W, 1-0
4/29	ARKANSAS	W, 3-0
5/10	@ Florida	W, 1-0
5/11	@ #3 LSU	L, 2-1
5/12	@ Arkansas	L, 7-2

! TAMU-CC Islander Classic (Corpus Christi, Texas); ^ UNLV Tri-Tournament (Las Vegas, Nev.); \$ MSU Bulldog Classic (Starkville); & Speedline Invitational (Tampa, Fla.); @ SEC Tournament (Chattanooga, Tenn.).

2002

36-31 Overall • 13-16 SEC NCAA REGIONAL 3
Home: 17-8 • Away: 7-12 • Neutral: 12-11

2/8	! #17 Texas State	W, 8-1
2/8	! Texas Tech	W, 12-4 (5)
2/9	! #1 Arizona	W, 7-1
2/9	! New Mexico State	W, 7-6 (8)
2/13	BELMONT	W, 11-0 (5)
2/13	BELMONT	W, 2-0
2/15	% SOUTHERN ILLINOIS	L, 2-0
2/15	% COLORADO STATE	W, 10-2 (6)
2/16	% SOUTHERN ILLINOIS	W, 5-3
2/16	% SOUTHERN MISS	L, 7-2
2/22	^ #8 Arizona State	W, 2-1
2/22	^ #10 Michigan	W, 3-2
2/23	^ Connecticut	L, 6-3
2/23	^ #18 Alabama	L, 4-0
2/24	^ #13 Fresno State	L, 3-1
2/27	OAKLAND UNIVERSITY	W, 5-0
2/27	OAKLAND UNIVERSITY	W, 10-1 (5)
3/1	& Texas	L, 1-0 (14)
3/3	& Kansas	L, 4-3
3/3	& #18 Florida State	W, 2-0
3/7	? #13 Florida Atlantic	L, 6-0
3/7	? Central Michigan	L, 2-0
3/8	? North Carolina	W, 8-3
3/8	? Nicholls State	W, 8-0 (5)
3/9	? Temple	W, 6-0
3/9	? Florida International	W, 3-2 (8)
3/9	? #3 Stanford	L, 7-0
3/16	#24 SOUTH CAROLINA	L, 4-2
3/16	#24 SOUTH CAROLINA	L, 5-2
3/17	#24 SOUTH CAROLINA	W, 11-10 (9)
3/19	at #4 LSU	L, 9-3
3/19	at #4 LSU	W, 8-7 (11)
3/20	at #4 LSU	L, 4-0
3/23	at #21 Georgia	L, 3-1
3/23	at #21 Georgia	W, 2-1
3/24	at #21 Georgia	W, 4-3
3/29	TENNESSEE	L, 2-0
3/29	TENNESSEE	W, 8-1
4/3	at Southern Miss	W, 6-2
4/3	at Southern Miss	L, 3-0
4/6	at Kentucky	L, 6-4


4/6	at Kentucky	L, 10-3
4/7	at Kentucky	W, 3-2
4/10	OLE MISS	W, 1-0
4/10	OLE MISS	W, 8-1
4/11	OLE MISS	W, 1-0
4/13	at Auburn	W, 2-1
4/13	at Auburn	L, 6-4
4/14	at Auburn	L, 3-1
4/18	GEORGIA TECH	W, 7-4
4/18	GEORGIA TECH	W, 3-0
4/20	#15 ALABAMA	L, 10-4
4/20	#15 ALABAMA	L, 8-4
4/21	#15 ALABAMA	L, 8-2
4/24	JACKSONVILLE STATE	W, 10-1 (5)
4/27	at Arkansas	L, 1-0
4/27	at Arkansas	L, 7-6
4/28	at Arkansas	L, 7-0
5/4	FLORIDA	W, 4-1
5/4	FLORIDA	W, 6-2
5/5	FLORIDA	W, 8-2
5/9	@ South Carolina	L, 11-5
5/10	@ Arkansas	W, 5-1
5/11	@ #25 Georgia	L, 7-1
5/16	* #4 Arizona State	L, 4-1
5/16	* Northwestern State	W, 9-6
5/18	* at #19 La.-Lafayette	L, 10-3

! Arizona State Fiesta Bowl Tournament (Phoenix, Ariz.); % Bulldog Classic (Starkville); ^ NFCA Leadoff Classic (Columbus, Ga.); & Florida State Sunshine Classic (Tallahassee, Fla.); ? Speedline Invitational (Plant City, Fla.); @ SEC Tournament (Chattanooga, Tenn.); * NCAA Regional 3 (Lafayette, La.).

2003

34-30 Overall • 13-16 SEC NCAA REGIONAL 5
Home: 11-8 • Away: 10-14 • Neutral: 13-8

2/4	SOUTHERN MISS	W, 3-1
2/7	! Wisconsin	W, 9-2
2/7	! #4 Nebraska	L, 7-5
2/8	! #10 Cal State-Fullerton	L, 3-0
2/8	! #13 Arizona State	L, 5-4
2/9	! #24 Texas A&M	W, 5-2
2/9	! #2 Arizona	L, 9-2
2/12	at UAB	W, 2-0
2/14	MISS. VALLEY STATE	W, 14-0 (5)
2/16	^ Jacksonville State	L, 9-1 (6)
2/16	^ Samford	W, 15-4 (5)
2/21	^ Nevada	W, 7-0
2/21	# Miami (OH)	W, 5-2
2/22	# Illinois-Chicago	W, 4-1
2/22	# IUPUI-Fort Wayne	W, 5-1
2/23	# Colorado State	W, 5-3
2/28	at #15 Florida State	W, 3-1
2/28	+ Syracuse	W, 4-1
3/2	+ Pittsburgh	W, 5-4 (8)
3/2	+ Syracuse	W, 3-2
3/8	at #13 South Carolina	W, 6-2
3/8	at #13 South Carolina	L, 11-3 (6)
3/9	at #13 South Carolina	L, 5-2
3/11	~ Monmouth	W, 9-1 (6)
3/11	at Coastal Carolina	W, 4-3
3/12	at Coastal Carolina	W, 10-2
3/12	at Coastal Carolina	L, 7-6



2000 TEAM CAPTAINS

YEAR-BY-YEAR RESULTS



THE 2007 TEAM WENT TO THE NCAA TUCSON REGIONAL

3/15	#10 GEORGIA	L, 8-2
3/15	#10 GEORGIA	W, 2-0
3/16	#10 GEORGIA	L, 9-0 (5)
3/19	B'HAM SOUTHERN	W, 8-0 (5)
3/19	B'HAM SOUTHERN	W, 4-0
3/22	at Tennessee	L, 8-0 (5)
3/22	at Tennessee	W, 11-7
3/23	at Tennessee	L, 16-2 (5)
3/26	#11 LSU	L, 4-3
3/26	#11 LSU	L, 15-13 (8)
3/27	#11 LSU	W, 6-2
3/29	KENTUCKY	W, 7-6
3/29	KENTUCKY	W, 7-0
3/30	KENTUCKY	W, 6-3
4/3	^ Southern Miss	L, 8-5
4/5	AUBURN	L, 7-3
4/5	AUBURN	W, 7-1
4/9	at Ole Miss	W, 14-0 (5)
4/10	at Ole Miss	L, 6-5
4/10	at Ole Miss	L, 10-8 (8)
4/12	at #17 Alabama	L, 7-3
4/12	at #17 Alabama	L, 8-5
4/13	at #17 Alabama	W, 7-3
4/14	at Georgia Tech	L, 9-1 (5)
4/14	at Georgia Tech	L, 5-3
4/18	ARKANSAS	L, 5-1
4/18	ARKANSAS	W, 3-2
4/19	ARKANSAS	L, 4-1
4/22	UAB	L, 3-0
4/26	at #21 Florida	W, 11-8
4/26	at #21 Florida	W, 7-3
4/27	at #21 Florida	L, 6-1
5/8	@ #7 Georgia	L, 3-0
5/9	@ #19 South Carolina	L, 2-1
5/15	& Florida International	W, 4-2
5/16	& #8 Washington	L, 8-0 (6)
5/16	& #11 Nebraska	L, 8-0 (6)

! Fiesta Bowl Tournament (Phoenix, Ariz.); ^ Rebel/Easton Invitational (Oxford, Miss.); # Troy Cox Classic (Las Cruces, N.M.); + Seminole Challenge (Tallahassee, Fla.); ~ Conway, S.C.; @ SEC Tournament (Plant City, Fla.); & NCAA Region 5 Tournament (Lincoln, Neb.).

2004

39-26 Overall • 14-15 SEC
NCAA REGIONAL 5
Home: 23-6 • Away: 9-13 • Neutral: 7-7

2/6	I BRADLEY	W, 11-6
2/6	I LOUISIANA TECH	W, 6-1
2/7	I JACKSON STATE	W, 25-2 (5)
2/7	I BRADLEY	W, 7-1
2/8	I LOUISIANA TECH	W, 1-0
2/8	I JACKSON STATE	W, 18-3
2/13	^ UC-Santa Barbara	W, 6-3
2/13	^ at San Diego State	L, 5-3
2/14	^ #21 Oklahoma State	L, 3-2
2/14	^ UC-Santa Barbara	L, 5-2
2/15	^ at San Diego State	L, 2-1 (8)
2/20	@ AUSTIN PEAY	W, 4-0
2/20	# ALABAMA A&M	W, 13-0 (5)
2/21	# MISS. VALLEY STATE	W, 12-0 (5)
2/21	# AUSTIN PEAY	W, 8-0 (5)
2/22	# ALABAMA A&M	W, 13-0 (5)
2/22	# MISS. VALLEY STATE	W, 7-0

2/27	+ at Houston	L, 3-1
2/27	+ Pittsburgh	L, 3-2
2/28	+ BYU	W, 2-1
2/28	+ Villanova	W, 3-1
2/29	+ Virginia	W, 5-0
3/3	at #3 LSU	L, 6-2
3/3	at #3 LSU	L, 6-0
3/4	at #3 LSU	L, 5-4
3/6	#14 SOUTH CAROLINA	L, 2-1
3/6	#14 SOUTH CAROLINA	W, 8-0 (5)
3/7	#14 SOUTH CAROLINA	L, 7-4
3/13	at #6 Georgia	W, 5-1
3/13	at #6 Georgia	L, 9-0 (6)
3/14	at #6 Georgia	L, 6-4
3/16	at Chattanooga	W, 9-0 (5)
3/16	at Chattanooga	W, 2-1
3/20	#14 TENNESSEE	L, 10-1
3/20	#14 TENNESSEE	L, 9-0 (6)
3/21	#14 TENNESSEE	L, 5-3 (8)
3/24	at Southern Miss	L, 6-0
3/27	at Kentucky	W, 8-2
3/27	at Kentucky	L, 4-3
3/28	at Kentucky	W, 6-2
4/2	at #22 Auburn	L, 3-2
4/2	at #22 Auburn	L, 7-3
4/3	at #22 Auburn	W, 3-2
4/6	~ Southern Miss	W, 6-3
4/9	~ Southern Miss	L, 10-0 (6)
4/9	#10 ALABAMA	W, 8-6
4/10	#10 ALABAMA	W, 10-5
4/17	at Arkansas	W, 2-0
4/17	at Arkansas	W, 8-0 (6)
4/18	at Arkansas	L, 4-2
4/20	OLE MISS	W, 8-0 (5)
4/20	OLE MISS	W, 2-1
4/21	OLE MISS	W, 7-2
4/24	#17 FLORIDA	W, 7-4
4/24	#17 FLORIDA	W, 9-5
4/27	at UAB	W, 11-3 (6)
4/28	UAB	W, 7-0
5/8	#22 GEORGIA TECH	W, 10-2 (6)
5/8	#22 GEORGIA TECH	W, 1-0
5/13	@ #10 TENNESSEE	W, 8-2
5/14	@ #10 GEORGIA	L, 11-2 (5)
5/15	@ #12 AUBURN	L, 4-3
5/20	@ Iowa	W, 2-1 (8)
5/21	#2 Cal-Berkeley	L, 2-1
5/21	& Florida Atlantic	L, 1-0

! Bulldog Round-Robin (Starkville); ^ Aztec Invitational (San Diego, Calif.); # Bulldog Classic (Starkville); + Hyatt Regency Cougar Classic (Houston, Texas); ~ Ridgeland, Miss.; @ SEC Tournament (Tuscaloosa, Ala.); & NCAA Region 5 Tournament (Lincoln, Neb.).

2005

35-31 Overall • 12-18 SEC
NCAA REGIONAL 4
Home: 19-10 • Away: 6-13 • Neutral: 10-8

2/4	\$ N.C. STATE	L, 2-1
2/4	\$ LOUISIANA TECH	W, 9-0 (5)
2/5	\$ MISS. VALLEY STATE	W, 15-0 (5)
2/5	\$ N.C. STATE	W, 5-1
2/6	\$ LOUISIANA TECH	W, 9-7
2/12	! McNeese State	W, 5-0

2/12	! at #5 La.-Lafayette	L, 7-2
2/18	+ TULSA	W, 5-0
2/18	+ TENNESSEE TECH	L, 5-3
2/19	+ TROY	W, 3-0
2/19	+ TULSA	W, 4-2
2/25	% #1 Cal-Berkeley	L, 9-4
2/25	% Cal State-Fullerton	W, 5-4 (8)
2/26	% #20 Pacific	L, 5-4
2/26	% Utah	W, 10-3
2/27	% #18 Oregon State	L, 6-5
3/2	SOUTHERN MISS	W, 9-0 (6)
3/4	# Florida A&M	W, 4-2
3/4	# St. Francis (PA)	W, 7-0
3/5	# Virginia Tech	L, 4-3
3/5	# Troy	W, 12-6
3/6	# Ohio State	L, 11-0 (5)
3/8	at UAB	W, 8-3
3/12	#13 Georgia	L, 8-0
3/12	#13 Georgia	L, 9-4
3/13	#13 Georgia	L, 7-1
3/17	at Middle Tennessee	W, 8-0 (5)
3/17	at Middle Tennessee	L, 6-5
3/19	at #6 Tennessee	L, 1-0
3/19	at #6 Tennessee	L, 8-4
3/20	at #6 Tennessee	L, 3-1
3/25	Kentucky	W, 3-2
3/25	Kentucky	W, 5-0
3/26	Kentucky	W, 3-2
3/30	#25 LSU	W, 13-11
3/30	#25 LSU	W, 4-1
3/31	#25 LSU	L, 15-9
4/2	#23 Auburn	L, 10-2 (5)
4/2	#23 Auburn	W, 4-3
4/3	#23 Auburn	L, 6-4
4/7	at Southern Miss	W, 5-2
4/9	at #10 Alabama	L, 8-0 (5)
4/9	at #10 Alabama	L, 4-1
4/10	at #10 Alabama	L, 9-1 (5)
4/12	UAB	W, 11-1 (5)
4/13	Ole Miss	L, 2-0
4/16	Arkansas	W, 5-4
4/16	Arkansas	W, 1-0
4/17	Arkansas	W, 2-1
4/19	at Ole Miss	W, 4-0
4/23	at #16 Florida	L, 4-0
4/23	at #16 Florida	L, 12-4 (5)
4/24	at #16 Florida	W, 3-0
4/26	~ Ole Miss	L, 4-0
5/7	at South Carolina	L, 3-2
5/7	at South Carolina	L, 7-5
5/8	at South Carolina	W, 3-2 (8)
5/12	^ #9 Alabama	L, 5-0
5/13	^ South Carolina	W, 4-1
5/14	^ #11 Tennessee	L, 3-0
5/20	? Texas A&M-CC	W, 1-0
5/21	? at #5 Texas	L, 2-0
5/22	? Texas A&M-CC	W, 2-1
5/22	? at #5 Texas	L, 2-0

\$ Bulldog Round-Robin (Starkville); ! Ragin' Cajuns Invitational (Lafayette, La.); + Bulldog Classic (Starkville); % Palm Springs Classic (Palm Springs, Calif.); # Buzz Classic (Marietta, Ga.); ~ Madison, Miss.; ^ SEC Tournament (Gainesville, Fla.); ? NCAA Region 4 Tournament (Austin, Texas).

2006

33-28 Overall • 7-22 SEC
Home: 16-11 • Away: 9-13 • Neutral: 8-4

2/10	\$ Western Kentucky	W, 3-1
2/10	\$ Jacksonville	W, 8-0 (5)
2/11	\$ at South Florida	W, 2-0
2/11	\$ Jacksonville	W, 8-0 (5)
2/12	\$ South Florida	W, 4-2
2/17	! EAST TENNESSEE ST.	W, 9-1 (6)
2/17	! SOUTHERN ILLINOIS	W, 2-0
2/19	! EAST TENNESSEE STATE	W, 6-0
2/19	! TENNESSEE STATE	W, 7-1
2/24	+ NORTHWESTERN STATE	W, 5-2
2/24	+ SE MISSOURI STATE	W, 5-2
2/26	+ SE MISSOURI STATE	W, 3-0
2/26	+ ALCORN STATE	W, 9-0 (5)
3/1	SAMFORD	W, 9-1 (6)
3/1	SAMFORD	W, 3-1
3/3	% #13 Washington	W, 3-0
3/3	% #18 Baylor	L, 0-1
3/4	% Bowling Green	W, 3-2 (8)
3/4	% #13 Washington	L, 1-8
3/5	% Bowling Green	W, 6-1
3/5	% at #18 Baylor	L, 1-3
3/7	SOUTHERN MISS	L, 0-2
3/10	@ Syracuse	W, 2-1
3/10	@ #4 UCLA	L, 0-2
3/11	@ Mercer	W, 4-3
3/11	@ at Long Beach State	W, 3-2
3/12	@ #4 UCLA	L, 0-3
3/18	at Arkansas	W, 5-0
3/18	at Arkansas	W, 5-2
3/19	at Arkansas	L, 2-4
3/21	MISSISSIPPI VALLEY STATE	W, 5-0
3/21	MISSISSIPPI VALLEY STATE	W, 6-3
3/25	SOUTH CAROLINA	W, 4-3 (10)
3/25	SOUTH CAROLINA	W, 2-1
3/26	SOUTH CAROLINA	L, 2-6
3/28	MIDDLE TENNESSEE ST.	W, 9-3
3/28	MIDDLE TENNESSEE ST.	W, 13-1 (5)

3/30	at Southern Miss	W, 8-0 (5)
4/1	FLORIDA	L, 1-7
4/1	FLORIDA	L, 0-2
4/2	FLORIDA	L, 1-2
4/5	~ Ole Miss	L, 1-2
4/8	at #10 Georgia	L, 0-3
4/8	at #10 Georgia	L, 0-8 (6)
4/9	at #10 Georgia	L, 2-8
4/11	at Ole Miss	L, 5-6
4/14	at #20 Auburn	L, 1-4
4/14	at #20 Auburn	L, 5-6
4/15	at #20 Auburn	L, 3-5
4/19	at #11 LSU	L, 0-5
4/19	at #11 LSU	L, 0-4
4/20	at #11 LSU	L, 1-7
4/22	#4 TENNESSEE	L, 1-2
4/22	#4 TENNESSEE	L, 1-3
4/23	#4 TENNESSEE	L, 0-10 (5)
4/26	OLE MISS	L, 0-1
4/29	#4 ALABAMA	L, 4-5 (8)
4/29	#4 ALABAMA	L, 3-6
5/6	at Kentucky	W, 6-4
5/6	at Kentucky	W, 2-0
5/7	at Kentucky	W, 3-2 (8)

\$ USF Best Western Invitational (Tampa, Fla.); ! Bulldog Classic (Starkville); + Bulldog Round-Robin (Starkville); % Compass Bank Invitational (Waco, Texas); @ Long Beach Invitational (Lakewood, Calif.); ~ Madison, Miss.

2007

35-27 Overall • 14-14 SEC
NCAA TUCSON REGIONAL
Home: 18-6 • Away: 7-13 • Neutral: 10-8

2/9	\$ IOWA STATE	W, 9-3
2/9	\$ PURDUE	W, 6-5
2/10	\$ KENNESAW STATE	W, 6-0
2/10	\$ IOWA STATE	L, 3-8
2/10	\$ PURDUE	W, 8-1
2/15	! vs. Brigham Young	W, 1-0
2/16	! vs. #10 Cal	W, 9-0 (6)
2/16	! vs. Cal-Davis	L, 1-2
2/17	! vs. Hawaii	L, 2-3
2/17	! vs. Utah State	W, 6-3
2/21	MISSISSIPPI VALLEY	W, 10-2 (5)
2/23	+ vs. #20 Florida State	L, 2-4
2/23	+ vs. Seton Hall	W, 23-0 (5)
2/24	+ vs. Tennessee Tech	W, 10-1 (6)
2/24	+ vs. #21 Nebraska	L, 6-7 (9)
2/25	+ vs. North Carolina	L, 4-8
3/2	% vs. Tennessee Tech	L, 4-9
3/2	% vs. Toledo	W, 3-2
3/3	% vs. UT-Martin	W, 6-5 (9)
3/3	% at UT-Chattanooga	L, 3-11 (5)
3/4	% vs. Austin Peay	W, 2-0
3/6	INDIANA STATE	W, 2-1
3/7	SAMFORD	W, 7-0
3/10	at #3 Alabama	L, 2-10 (5)
3/10	at #3 Alabama	L, 3-5
3/11	at #3 Alabama	L, 0-8 (6)
3/13	at Kentucky	W, 7-0
3/13	at Kentucky	W, 9-7
3/17	at #1 Tennessee	L, 0-3
3/17	at #1 Tennessee	L, 1-2 (8)
3/18	at #1 Tennessee	L, 1-5
3/20	at UAB	W, 5-0
3/24	AUBURN	W, 3-1
3/24	AUBURN	W, 4-1
3/25	AUBURN	L, 1-2
3/27	@ vs. Mississippi	W, 5-2
3/31	SOUTH CAROLINA	W, 2-1
3/31	SOUTH CAROLINA	W, 4-3
4/1	SOUTH CAROLINA	W, 8-7 (8)
4/4	at Samford	L, 0-3
4/6	MISSISSIPPI	L, 2-3
4/7	MISSISSIPPI	W, 4-3
4/7	MISSISSIPPI	W, 8-0
4/12	SOUTHERN MISSISSIPPI	W, 9-2
4/14	#6 LSU	L, 1-4 (9)
4/14	#6 LSU	L, 3-4 (9)
4/17	UAB	W, 4-1
4/18	at Mississippi Valley State	L, 3-5
4/21	at Georgia	L, 2-5
4/21	at Georgia	W, 13-9 (8)
4/22	at Georgia	W, 12-5
4/24	at Southern Miss	W, 10-6
4/27	at #20 Florida	W, 4-3
4/27	at #20 Florida	L, 1-2
4/28	at #20 Florida	L, 2-3 (9)
5/4	ARKANSAS	W, 3-1
5/4	ARKANSAS	L, 8-11
5/5	ARKANSAS	W, 8-0 (5)
5/10	~ vs. #25 Florida	L, 0-3
5/18	^ Pacific	W, 7-1
5/19	^ #4 Arizona	L, 0-8
5/19	^ Pacific	L, 10-12

\$ Bulldog Round-Robin (Starkville, Miss.); ! UNLV Desert Classic (Las Vegas, Nev.); + NFCA Leadoff Classic (Columbus, Ga.); % UTC Frost Classic (Chattanooga, Tenn.); @ M&B Bank Classic (Ridgeland, Miss.); ~ SEC Tournament (Auburn, Ala.); ^ NCAA Tucson Regional (Tucson, Ariz.).



LETTERWINNERS

A

Akins, Susan (1983)
RHP, #34, Memphis, Tenn.

Anderson, Autumn (1998-99)
RHP, #20, Farmington, N.M.

B

Bailey, Jessie (2007)
3B, #6, Lithonia, Ga.

Bailey, Sammie Jo (2006-07)
1B, #34, Lithonia, Ga.

Bateman, Megan (2007)
C, #11, Brookhaven, Miss.

Baxstrum, Lynn (1982)
2B, #41, Philadelphia, Miss.

Benardo, Ariana (1997-98)
2B, #4, Torrancia, Wash.

Best, Brooke (2000-03)
2B, #3, Ooltewah, Tenn.

Blake, Ragan (2005-06)
RHP, #11, Sugar Land, Texas

Bonar, Vicki (1984-85)
RHP, #5, Royal Oak, Mich.

Boyce, Nakita (2005-07)
OF, #7, Springfield, Mo.

Bramlett, Chelsea (2007)
C/2B, #18, Cordova, Tenn.

Brown, Blaire (2001-04)
C, #34, Yucaipa, Calif.

Burcham, Tina (1983)
OF, #30, Florence, Ala.

Bures, Courtney (2005-07)
INF, #3, Haymarket, Va.

Bushby, Chris (1997-2000)
OF, #18, Starkville, Miss

C

Calvert, Kayla (1999)
RHP, #19, Lafayette, Ind.

Clark, Julie (1984)
1B, #8, Baton Rouge, La.

Clark, Tracy (1997-99)
OF, #26, Valencia, Calif.

Comeaux, Stephanie (2004-07)
RHP, #1, Lucedale, Miss.

Cooley, Katie (2004-07)
C/OF, #17, Birmingham, Ala.

D

Dabbs, Stacey (1984-85)
OF, #9, Baton Rouge, La.

Davis, Kim (1985-86)
RHP, #18, Monroe, La.

Delaneuville, Summer (2003)
RHP, #8, LaPlace, La.

DeNemie, Janice (1982-84)
RHP, #41, Memphis, Tenn.

E

Ellwood, Susan (1985)
C/3B, #13, Baton Rouge, La.

F

Feldt, Shawna (1998)
UTL, #3, Vancouver, Wash.

Frank, Courtney (2000, 03)
RHP, #16, Kent, Wash.

Futch, Karen (1983-84)
1B, #44, Titusville, Fla.

G

Gates, Michelle (1997-2000)
RHP/3B, #7, Chowchilla, Calif.

Gentry, Pam (1986)
C, #14, Monroe, La.

Goldsmith, Connie (1999)
OF, #34, Starkville, Miss.

Goodwin, Robynn (2000)
C, #72, Starkville, Miss.

Gregory, Rhonda (1982)
OF, #32, Pontotoc, Miss.

Gregory, Vickie (1982)
OF, #42, Pontotoc, Miss.

Gresham, Stacy (1986)
1B, #44, Florence, Ala.

Guess, Hayle (2004, 2006-07)
UTL, #21, Moss Point, Miss.

H

Hartnett, Meg (1983-86)
SS, #20, Germantown, Tenn.

Hehnke, Jenny (1997-2000)
2B, #1, Santa Barbara, Calif.

Helms, Jemmy Ann (1997)
OF, #3, Mathiston, Miss./East Webster

Henry, Nichole (1997-2000)
C/1B, #11, Whitwell, Tenn.

Herbert, Missy (1984-85)
INF, #21, Memphis, Tenn.

Hewett, Blair (2004-07)
C, #5, St. Matthews, S.C.

Hooper, Sharon (1984-86)
RHP, #7, Gretna, La.

Hickerson, Sara (2004-07)
RHP, #32, Nashville, Tenn.

Hunley, Lindsay (2005-07)
INF, #15, Aurora, Ill.

Hurley, Rachel (2006-07)
OF, #10, Madison, Miss.

I

Ingram, Julia (1982-84)
OF, #24, Tupelo, Miss.

J

Jaspers, Kate (2001-04)
1B/OF, #28, Prescott, Ariz.

Jennings, Sherri (1985-86)
OF, #10, Pensacola, Fla.

Jessup, Jennifer (2001-03)
SS, #25, East Dublin, Ga.

Johnson, Dani (1997)
C, #24, Tucson, Ariz.

Johnson, Katie (2004-07)
INF, #13, Birmingham, Ala.

Jones, Donna (1983)
2B, #15, Kosciusko, Miss.

Judd, Alicia (1997-98)
RHP, #25, St. Louis, Mo.

Juedemann, Aimee (1997-98)
OF, #8, St. Louis, Mo.

K

Kimbrough, Kendall (1997-2000)
OF, #22, Saltillo, Miss.

Kinney, Michelle (2005-07)
UTL, #8, Memphis, Tenn.

L

Lott, Anna Joyce (1998-2001)
OF, #10, Greenwood, Miss.

M

Mabry, Stacy (2006)
OF, #6, Liberty, Miss.

Massey, Melissa (2002-05)
RHP, #2, Fayetteville, Tenn.

Mathews, Lezlie (1986)
C, #21, Baton Rouge, La.

Matzenger, Mary Lee (1982)
OF, #17, Mobile, Ala.

McCain, Cindy (1985-86)
2B, #42, Pope, Miss.

McCallum, Keri (1997-2000)
C/OF, #14, Port Orchard, Wash.

McCloud, Gina (2006-07)
3B, #44, Monticello, Miss.

McDonald, Tanelda (2002-2005)
3B, #24, Madison, Miss.

McFarling, Keri (2004)
OF, #10, Amory, Miss.

McMichael, Iyhia (2001-04)
OF, #12, Nacogdoches, Texas

McWatters, Bonnie (1984-86)
OF, #15, Lake Park, Fla.

Mellert, Kristie (1983)
3B, #22, Hope Hull, Ala.

Meyer, Allison (2005)
INF, #9, Laurel, Miss.

Miller, Kelli (2004-07)
RHP, #33, Colorado Springs, Colo.

Miller, Rhonda Ann (1984)
RHP, #10, Chalmette, La.

Minor, Christene (1982-83)
2B, #33, Starkville, Miss.

Moore, Sherry (1982)
1B, #25, Noxapater, Miss.

Morgan, Melanie (1983-86)
OF, #42, Memphis, Tenn.

Moschetti, Nicole (2000)
3B, #16, West Palm Beach, Fla.

Mosley, Amy (2001-02)
C, #11, Quitman, Miss.

N

Nelson, Jennifer (2000-03)
RHP/OF, #9, Weaterford, Texas

Nelson, Lindsay (2001-04)
2B, #6, Orange Park, Fla.

Nurnberg, Kelsey (2007)
P, #9, Ankeny, Iowa

O

O'Nan, Meagan (2003-04)
OF, #15, Starkville, Miss.

Osborn, Cindy (1983)
OF, #23, Olive Branch, Miss.

Owens, Stephanie (2003)
RHP, #33, Easley, S.C.

P

Patterson, Tyeh (2002)
OF, #29, Pascagoula, Miss.

Pendley, Connie (1985-86)
3B, #22, Birmingham, Ala.

Perrault, Tina (1984)
C, #13, Baton Rouge, La.

Pedroli, Maryann (1997)
OF, #19, Germantown, Tenn.

Pippins, Cathy (1986)
RHP, #31, West Monroe, La.

Pursell, Jennifer (2000-01)
RHP, #15, Rancho Cucamonga, Calif.

R

Reese, Laura Leigh (2006-07)
C, #24, Clinton, Miss.

Richards, Becca (2000)
OF, #26, Eugene, Ore.

Rider, Karrie (1997-2000)
SS, #23, Camas, Wash.

Riner, June (1983)
UTL, #25, East Coweta, Ga.

S

Schlagheck, Robyn (1999-2001)
C, #8, Huntsville, Ala.

Shipley, Karen (1984-85)
C, #12, Winterhaven, Fla.

Siebert, Laurie (2007)
INF, #16, Sugar Grove, Ill.

Smith, Cheri (1998-2001)
1B, #12, Phoenix, Ariz.

Smith, Jamie (1998-99)
OF, #9, Phoenix, Ariz.

T

Tegarden, Susan (1983)
C, #43, St. Petersburg, Fla.

Tillman, Krystal (2001-03)
OF, #7, Romoland, Calif.

W

Walker, Irene (1985-86)
1B, #17, Pensacola, Fla.

Watkins, Brandi (2004)
OF, #29, Starkville, Miss.

Waterman, Jennifer (2001-04)
C/1B, #23, Kingwood, Texas

Watson, Kristie (1984)
3B, #14, Hope Hull, Ala.

White, Jan (1982)
1B, #32, Aberdeen, Miss.

Whitehead, Kasey (2000-02)
RHP/INF, #4, Roswell, Ga.

Wilkerson, Kellie (1999-2002)
LHP/UTL, #20, Jacksonville, Fla.

Williams, Callye (2003-06)
3B, #4, Katy, Texas

Wroten, Ashley (2006)
OF, #25, Terry, Miss.



STEPHANIE COMEAUX

SEC SERIES RECORDS



ALABAMA (Alabama leads 32-7)

4/18/97	Alabama	5-2 (8)	Tuscaloosa, Ala.
4/18/97	Alabama	8-0	Tuscaloosa, Ala.
4/19/97	Alabama	5-2	Starkville, Miss.
4/19/97	Mississippi State	2-1	Starkville, Miss.
4/19/98	Mississippi State	5-4	Starkville, Miss.
4/19/98	Alabama	4-1	Starkville, Miss.
5/10/98	Alabama	5-4 (9)	Columbus, Ga.+
4/23/99	Mississippi State	8-7 (8)	Tuscaloosa, Ala.
4/23/99	Alabama	5-4	Tuscaloosa, Ala.
4/24/99	Alabama	6-5	Tuscaloosa, Ala.
4/24/99	Alabama	7-4	Tuscaloosa, Ala.
5/13/99	Mississippi State	6-3	Columbus, Ga.+
4/21/00	Alabama	5-2	Starkville, Miss.
4/21/00	Alabama	7-6 (9)	Starkville, Miss.
4/22/00	Alabama	9-0 (6)	Starkville, Miss.
4/22/00	Alabama	4-2	Starkville, Miss.
5/13/00	Alabama	4-3	Columbus, Ga.+
4/21/01	Alabama	7-0	Tuscaloosa, Ala.
4/21/01	Alabama	3-2	Tuscaloosa, Ala.
4/22/01	Alabama	8-0 (6)	Tuscaloosa, Ala.
2/23/02	Alabama	4-0	Columbus, Ga. \$
4/20/02	Alabama	10-4	Starkville, Miss.
4/20/02	Alabama	8-4	Starkville, Miss.
4/21/02	Alabama	8-2	Starkville, Miss.
4/12/03	Alabama	7-3	Tuscaloosa, Ala.
4/12/03	Alabama	8-5	Tuscaloosa, Ala.
4/13/03	Mississippi State	7-3	Tuscaloosa, Ala.
4/9/04	Alabama	10-0 (6)	Starkville, Miss.
4/9/04	Mississippi State	8-6	Starkville, Miss.
4/10/04	Mississippi State	10-5	Starkville, Miss.
4/9/05	Alabama	8-0 (5)	Tuscaloosa, Ala.
4/9/05	Alabama	4-1	Tuscaloosa, Ala.
4/10/05	Alabama	9-1 (5)	Tuscaloosa, Ala.
5/12/05	Alabama	5-0	Gainesville, Fla. +
4/29/06	Alabama	5-4 (8)	Starkville, Miss.
4/29/06	Alabama	6-3	Starkville, Miss.
3/10/07	Alabama	10-2 (5)	Tuscaloosa, Ala.
3/10/07	Alabama	5-3	Tuscaloosa, Ala.
3/11/07	Alabama	8-0 (6)	Tuscaloosa, Ala.

+ Southeastern Conference Tournament
\$ NFCA Leadoff Classic

SERIES NOTES

Total Runs Scored: Alabama 236, Mississippi State 115

MSU At Home: 4-12

MSU On The Road: 2-16

MSU At Neutral: 1-4

In SEC Play: 6-28

Longest MSU Win Streak: 2, twice

Longest MSU Losing Streak: 14 (4/23/99-4/13/03)

Last MSU Win: 4/10/04 (10-5 in Starkville)

Last MSU Loss: 3/11/07 (8-0 in Tuscaloosa)

Last MSU Home Win: 4/10/04 (10-5)

Last MSU Home Loss: 4/29/06 (6-3)

Last MSU Road Win: 4/13/03 (7-3)

Last MSU Road Loss: 3/11/07 (8-0)

Highest Scoring Game: 15, twice

Largest Margin Of Victory: 5 (10-5, 4/10/04 in Starkville)

Largest Margin Of Defeat: 10 (10-0, 4/9/04 in Starkville)

Most Runs By MSU: 10 (W, 10-5, 4/10/04 in Starkville)

Most Runs By UA: 10, twice

MSU In One-Run Games: 3-7

MSU In Extra-Inning Games: 1-4

ARKANSAS (Mississippi State leads 25-15)

3/28/97	Mississippi State	3-2	Starkville, Miss.
3/28/97	Arkansas	4-0	Starkville, Miss.
3/29/97	Arkansas	10-4	Starkville, Miss.
3/29/97	Arkansas	2-1	Starkville, Miss.
3/27/98	Mississippi State	6-0	Fayetteville, Ark.
3/27/98	Arkansas	2-1 (8)	Fayetteville, Ark.
3/28/98	Mississippi State	3-2 (9)	Fayetteville, Ark.
3/28/98	Mississippi State	6-2	Fayetteville, Ark.
4/2/99	Mississippi State	5-2	Starkville, Miss.
4/2/99	Mississippi State	4-0	Starkville, Miss.
4/3/99	Mississippi State	7-2	Starkville, Miss.
4/3/99	Mississippi State	4-2	Starkville, Miss.
3/31/00	Arkansas	2-1	Fayetteville, Ark.
3/31/00	Mississippi State	1-0	Fayetteville, Ark.
4/1/00	Mississippi State	4-3 (8)	Fayetteville, Ark.
4/1/00	Mississippi State	4-0	Fayetteville, Ark.
5/11/00	Arkansas	2-1	Columbus, Ga. +
4/28/01	Mississippi State	2-1 (8)	Starkville, Miss.
4/28/01	Mississippi State	1-0	Starkville, Miss.
4/29/01	Mississippi State	3-0	Starkville, Miss.
5/12/01	Arkansas	7-2	Chattanooga, Tenn. +
4/27/02	Arkansas	1-0	Fayetteville, Ark.
4/27/02	Arkansas	7-6	Fayetteville, Ark.
4/28/02	Arkansas	7-0	Fayetteville, Ark.
5/10/02	Mississippi State	5-1	Chattanooga, Tenn. +
4/18/03	Arkansas	5-1	Starkville, Miss.
4/18/03	Mississippi State	3-2	Starkville, Miss.
4/19/03	Arkansas	4-1	Starkville, Miss.
4/17/04	Mississippi State	2-0	Fayetteville, Ark.
4/17/04	Mississippi State	8-0	Fayetteville, Ark.
4/18/04	Arkansas	4-2	Fayetteville, Ark.
4/16/05	Mississippi State	5-4	Starkville, Miss.
4/16/05	Mississippi State	1-0	Starkville, Miss.
4/17/05	Mississippi State	2-1	Starkville, Miss.
3/18/06	Mississippi State	5-0	Fayetteville, Ark.
3/18/06	Mississippi State	5-2	Fayetteville, Ark.
3/19/06	Arkansas	4-2	Fayetteville, Ark.
5/4/07	Mississippi State	3-1	Starkville, Miss.
5/4/07	Arkansas	11-8	Starkville, Miss.
5/5/07	Mississippi State	8-0 (5)	Starkville, Miss.

+ Southeastern Conference Tournament

SERIES NOTES

Total Runs Scored: Mississippi State 140, Arkansas 99

MSU At Home: 14-6

MSU On The Road: 10-7

MSU At Neutral: 1-2

In SEC Play: 24-13

Longest MSU Win Streak: 6 (3/28/98-4/3/99)

Longest MSU Losing Streak: 4 (5/12/01-4/28/02)

Last MSU Win: 5/5/07 (8-0 in Starkville)

Last MSU Loss: 5/4/07 (11-8 in Starkville)

Last MSU Home Win: 5/5/07 (8-0)

Last MSU Home Loss: 5/4/07 (11-8)

Last MSU Road Win: 3/18/06 (5-2)

Last MSU Road Loss: 3/19/06 (4-2)

Highest Scoring Game: 19 (ARK, 11-8, 5/4/07 in Starkville)

Largest Margin Of Victory: 8, twice

Largest Margin Of Defeat: 7 (7-0, 4/28/02 in Fayetteville)

Most Runs By MSU: 8, three times

Most Runs By ARK: 11 (W, 11-8, 5/4/07 in Starkville)

MSU In One-Run Games: 10-5

MSU In Extra-Inning Games: 3-1

AUBURN (Mississippi State leads 22-16)

5/3/97	Mississippi State	6-3	Starkville, Miss.
5/3/97	Mississippi State	4-0	Starkville, Miss.
5/4/97	Auburn	5-4	Starkville, Miss.
5/4/97	Auburn	4-1	Starkville, Miss.
5/1/98	Auburn	2-0	Auburn, Ala.
5/1/98	Mississippi State	1-0	Auburn, Ala.
5/2/98	Mississippi State	6-2	Auburn, Ala.
5/2/98	Mississippi State	3-2 (10)	Auburn, Ala.
5/7/99	Mississippi State	4-3	Starkville, Miss.
5/7/99	Mississippi State	8-0 (5)	Starkville, Miss.
5/8/99	Mississippi State	8-0 (5)	Starkville, Miss.
5/8/99	Mississippi State	4-3	Starkville, Miss.
4/30/00	Mississippi State	3-2	Auburn, Ala.
4/30/00	Mississippi State	9-4	Auburn, Ala.
5/1/00	Auburn	10-2	Auburn, Ala.
5/1/00	Mississippi State	5-2 (6)	Auburn, Ala.
5/12/00	Mississippi State	9-3	Columbus, Ga. +
4/14/01	Mississippi State	5-4	Starkville, Miss.
4/14/01	Mississippi State	7-2	Starkville, Miss.
4/15/01	Mississippi State	4-3	Starkville, Miss.
4/13/02	Mississippi State	2-1	Auburn, Ala.
4/13/02	Auburn	6-4	Auburn, Ala.
4/14/02	Auburn	3-1	Auburn, Ala.
4/5/03	Auburn	7-3	Starkville, Miss.
4/5/03	Mississippi State	7-1	Starkville, Miss.
4/2/04	Auburn	3-2	Auburn, Ala.
4/3/04	Auburn	7-3	Auburn, Ala.
4/3/04	Mississippi State	3-2	Auburn, Ala.
5/15/04	Auburn	4-3	Tuscaloosa, Ala. +
4/2/05	Auburn	10-2 (5)	Starkville, Miss.
4/2/05	Mississippi State	4-3	Starkville, Miss.
4/3/05	Auburn	6-4	Starkville, Miss.
4/14/06	Auburn	4-1	Auburn, Ala.
4/14/06	Auburn	6-5	Auburn, Ala.
4/15/06	Auburn	5-3	Auburn, Ala.
3/24/07	Mississippi State	3-1	Starkville, Miss.
3/24/07	Mississippi State	4-1	Starkville, Miss.
3/25/07	Auburn	2-1	Starkville, Miss.

+ Southeastern Conference Tournament

SERIES NOTES

Total Runs Scored: Mississippi State 153, Auburn 121

MSU At Home: 13-6

MSU On The Road: 8-9

MSU At Neutral: 1-1

In SEC Play: 21-15

Longest MSU Win Streak: 9 (5/1/98-4/30/00)

Longest MSU Losing Streak: 4, (4/3/05-4/15/06)

Last MSU Win: 3/24/07 (4-1 in Starkville)

Last MSU Loss: 3/25/07 (2-1 in Starkville)

Last MSU Home Win: 3/24/07 (4-1)

Last MSU Home Loss: 3/25/07 (2-1)

Last MSU Road Win: 4/3/04 (3-2)

Last MSU Road Loss: 4/15/06 (5-3)

Highest Scoring Game: 12, three times

Largest Margin Of Victory: 8, three times

Largest Margin Of Defeat: 8 (10-2, 4/2/05 in Starkville)

Most Runs By MSU: 10 (W, 10-2, 5/1/00 in Auburn)

Most Runs By AU: 7, twice

MSU In One-Run Games: 9-5

FLORIDA (Mississippi State leads 17-15)

4/26/97	Florida	3-1	Starkville, Miss.
4/26/97	Mississippi State	6-5	Starkville, Miss.
3/11/98	Mississippi State	3-1	Gainesville, Fla.
3/11/98	Florida	1-0	Gainesville, Fla.
5/9/98	Mississippi State	1-0	Columbus, Ga. +
5/10/98	Mississippi State	1-0	Columbus, Ga. +
4/30/99	Florida	7-4 (9)	Starkville, Miss.
4/30/99	Mississippi State	6-2	Starkville, Miss.
4/28/00	Florida	11-3 (5)	Gainesville, Fla.
4/28/00	Mississippi State	3-1	Gainesville, Fla.
3/14/01	Florida	6-0	Gainesville, Fla.
3/14/01	Florida	5-4	Gainesville, Fla.
3/15/01	Mississippi State	5-1	Gainesville, Fla.
5/10/01	Mississippi State	1-0	Chattanooga, Tenn. +
5/4/02	Mississippi State	4-1	Starkville, Miss.
5/4/02	Mississippi State	6-2	Starkville, Miss.
5/5/02	Mississippi State	8-2	Starkville, Miss.
4/26/03	Mississippi State	11-8	Gainesville, Fla.
4/26/03	Mississippi State	7-3	Gainesville, Fla.
4/27/03	Florida	6-1	Gainesville, Fla.
4/24/04	Mississippi State	7-4	Starkville, Miss.

4/24/04	Mississippi State	9-5	Starkville, Miss.
4/23/05	Florida	4-0	Gainesville, Fla.
4/23/05	Florida	12-4 (5)	Gainesville, Fla.
4/24/05	Mississippi State	3-0	Gainesville, Fla.
4/1/06	Florida	7-1	Starkville, Miss.
4/1/06	Florida	2-0	Starkville, Miss.
4/2/06	Florida	2-1	Starkville, Miss.
4/27/07	Mississippi State	4-3	Gainesville, Fla.
4/27/07	Florida	2-1	Gainesville, Fla.
4/28/07	Florida	3-2	Gainesville, Fla.
5/10/07	Florida	3-0	Auburn, Ala. +

+ Southeastern Conference Tournament

SERIES NOTES

Total Runs Scored: Florida 112, Mississippi State 107

MSU At Home: 7-5

MSU On The Road: 7-9

MSU At Neutral: 3-1

In SEC Play: 14-14

Longest MSU Win Streak: 7 (3/15/01-4/26/03)

Longest MSU Losing Streak: 3, twice

Last MSU Win: 4/27/07 (4-3 in Gainesville)

Last MSU Loss: 5/10/07 (3-0 in Auburn, Ala.)

Last MSU Home Win: 4/24/04 (9-5)

Last MSU Home Loss: 4/6/06 (2-1)

Last MSU Road Win: 4/27/07 (4-3)

Last MSU Road Loss: 4/28/07 (3-2)

Highest Scoring Game: 19 (MSU, 11-8, 4/26/03 in Gainesville)

Largest Margin Of Victory: 6 (8-2, 5/5/02 in Gainesville)

Largest Margin Of Defeat: 8, twice

Most Runs By MSU: 11 (W, 11-8, 4/26/03 in Gainesville)

Most Runs By UF: 12 (W, 12-4, 4/23/05 in Gainesville)

MSU In One-Run Games: 5-5

MSU In Extra-Inning Games: 0-1

GEORGIA (Mississippi State leads 18-16)

3/26/97	Mississippi State	5-2	Starkville, Miss.
3/26/97	Mississippi State	8-7 (10)	Starkville, Miss.
3/22/98	Mississippi State	7-4 (9)	Athens, Ga.
3/22/98	Georgia	4-2	Athens, Ga.
5/8/98	Mississippi State	3-2	Columbus, Ga.
3/4/99	Mississippi State	5-1	Tampa, Fla.
3/27/99	Mississippi State	5-1	Starkville, Miss.
3/27/99	Mississippi State	2-1 (9)	Starkville, Miss.
3/25/00	Mississippi State	8-6	Athens, Ga.
3/25/00	Mississippi State	3-2	Athens, Ga.
3/23/01	Mississippi State	4-2	Starkville, Miss.
3/23/01	Mississippi State	6-5 (10)	Starkville, Miss.
3/24/01	Mississippi State	8-7	Starkville, Miss.
3/23/02	Georgia	3-1	Athens, Ga.
3/23/02	Mississippi State	2-1	Athens, Ga.
3/24/02	Mississippi State	4-3	Athens, Ga.
5/11/02	Georgia	7-1	Chattanooga, Tenn.
3/15/03	Georgia	8-2	Starkville, Miss.
3/15/03	Mississippi State	2-0	Starkville, Miss.
3/16/03	Georgia	9-0 (5)	Starkville, Miss.
5/8/03	Georgia	3-0	Plant City, Fla.
3/13/04	Mississippi State	5-1	Athens, Ga.
3/13/04	Georgia	9-0 (6)	Athens, Ga.
3/14/04	Georgia	6-4	Athens, Ga.
5/14/04	Georgia	11-2 (5)	Tuscaloosa, Ala.
3/2/05	Georgia	8-0	Starkville, Miss.
3/12/05	Georgia	9-4	Starkville, Miss.
3/13/05	Georgia	7-1	Starkville, Miss.
4/8/06	Georgia	3-0	Athens, Ga.
4/8/06	Georgia	8-0 (6)	Athens, Ga.
4/9/06	Georgia	8-2	Athens, Ga.
4/21/07	Georgia	5-2	Athens, Ga.
4/21/07	Mississippi State	13-9 (8)	Athens, Ga.
4/22/07	Mississippi State	12-5	Athens, Ga.



SEC SERIES RECORDS

4/7/01	Mississippi State	3-2	Starkville, Miss.
4/8/01	Mississippi State	7-3	Starkville, Miss.
4/6/02	Kentucky	6-4	Lexington, Ky.
4/6/02	Kentucky	10-3	Lexington, Ky.
4/7/02	Mississippi State	3-2	Starkville, Miss.
3/29/03	Mississippi State	7-6	Starkville, Miss.
3/29/03	Mississippi State	7-0	Starkville, Miss.
3/30/03	Mississippi State	6-3	Starkville, Miss.
3/27/04	Mississippi State	8-2	Lexington, Ky.
3/27/04	Kentucky	4-3	Lexington, Ky.
3/28/04	Mississippi State	6-2	Starkville, Miss.
3/25/05	Mississippi State	3-2	Starkville, Miss.
3/25/05	Mississippi State	5-0	Starkville, Miss.
3/26/05	Mississippi State	3-2	Starkville, Miss.
5/6/06	Mississippi State	6-4	Lexington, Ky.
5/6/06	Mississippi State	2-0	Lexington, Ky.
5/7/06	Mississippi State	3-2 (8)	Lexington, Ky.
3/13/07	Mississippi State	7-0	Lexington, Ky.
3/13/07	Mississippi State	9-7	Lexington, Ky.

\$ UTC Frost Cutlery Tournament

SERIES NOTES

Total Runs Scored: Mississippi State 134, Kentucky 88

MSU At Home: 10-3

MSU On The Road: 11-4

MSU At Neutral: 0-1

In SEC Play: 21-7

Longest MSU Win Streak: 9 (3/28/04-3/13/07)

Longest MSU Losing Streak: 4 (4/10/98-4/17/99)

Last MSU Win: 3/13/07 (9-7 in Lexington)

Last MSU Loss: 3/27/04 (4-3 in Lexington)

Last MSU Home Win: 3/26/05 (3-2)

Last MSU Home Loss: 4/7/01 (8-1)

Last MSU Road Win: 3/27/07 (9-7)

Last MSU Road Loss: 3/27/04 (4-3)

Highest Scoring Game: 19 (MSU, 12-7, 4/11/97 in Starkville)

Largest Margin Of Victory: 12, twice

Largest Margin Of Defeat: 7, twice

Most Runs By MSU: 12, twice

Most Runs By UK: 10 (W, 10-3, 4/6/02 in Lexington)

MSU In One-Run Games: 6-4

MSU In Extra-Inning Games: 3-0

LSU (LSU leads 35-5)

3/10/82	LSU	14-0	Baton Rouge, La.
3/10/82	LSU	8-7	Baton Rouge, La.
4/20/82	LSU	3-2	Starkville, Miss.
4/20/82	LSU	4-1	Starkville, Miss.
4/4/97	LSU	2-0	Baton Rouge, La.
4/4/97	LSU	9-1 (6)	Baton Rouge, La.
4/3/98	Mississippi State	3-2	Starkville, Miss.
4/3/98	LSU	2-1	Starkville, Miss.
4/4/98	LSU	7-3	Starkville, Miss.
4/4/98	LSU	4-3	Starkville, Miss.
4/9/99	LSU	1-0	Baton Rouge, La.
4/9/99	LSU	5-1	Baton Rouge, La.
4/10/99	LSU	5-2	Baton Rouge, La.
4/10/99	LSU	5-4	Baton Rouge, La.
5/16/99	LSU	2-0 (9)	Columbus, Ga. +
4/7/00	LSU	8-0 (5)	Starkville, Miss.
4/7/00	LSU	8-4 (10)	Starkville, Miss.
4/8/00	LSU	9-4	Starkville, Miss.
4/8/00	LSU	7-1	Starkville, Miss.
4/11/01	LSU	8-0	Starkville, Miss.
4/11/01	LSU	5-0	Starkville, Miss.
4/12/01	LSU	2-1	Starkville, Miss.
5/11/01	LSU	2-1	Chattanooga, Tenn. +
3/19/02	LSU	9-3	Baton Rouge, La.
3/19/02	Mississippi State	8-7 (11)	Baton Rouge, La.
3/20/02	LSU	4-0	Baton Rouge, La.
3/26/03	LSU	4-3	Starkville, Miss.
3/26/03	LSU	15-13 (8)	Starkville, Miss.
3/27/03	Mississippi State	6-2	Starkville, Miss.
3/3/04	LSU	6-2	Baton Rouge, La.
3/3/04	LSU	6-0	Baton Rouge, La.
3/4/04	LSU	5-4	Baton Rouge, La.
3/26/05	Mississippi State	13-11	Starkville, Miss.
3/26/05	Mississippi State	4-1	Starkville, Miss.
3/27/05	LSU	15-9	Starkville, Miss.
4/19/06	LSU	5-0	Baton Rouge, La.
4/19/06	LSU	4-0	Baton Rouge, La.
4/20/06	LSU	7-1	Baton Rouge, La.
4/14/07	LSU	4-1 (9)	Starkville, Miss.
4/14/07	LSU	4-3 (9)	Starkville, Miss.

+ Southeastern Conference Tournament

SERIES NOTES

Total Runs Scored: LSU 204, Mississippi State 83

MSU At Home: 4-17

MSU On The Road: 1-16

MSU At Neutral: 0-2

In SEC Play: 5-29

Longest MSU Win Streak: 2 (3/30/05-3/31/05)

Longest MSU Losing Streak: 17 (4/3/98-3/19/02)

Last MSU Win: 3/30/05 (4-1 in Starkville)

Last MSU Loss: 4/14/07 (4-3 in Starkville)

Last MSU Home Win: 3/30/05 (4-1)

Last MSU Home Loss: 4/14/07 (4-3)

Last MSU Road Win: 3/19/02 (8-7)

Last MSU Road Loss: 4/20/06 (7-1)

Highest Scoring Game: 28 (LSU, 15-13, 3/26/03 in Starkville)

Largest Margin Of Victory: 4 (6-2, 3/27/03 in Starkville)

Largest Margin Of Defeat: 14 (14-0, 3/10/82 in Baton Rouge)

Most Runs By MSU: 13 (L, 15-13, 3/26/03 in Starkville)

Most Runs By LSU: 15, twice

MSU In One-Run Games: 2-11

MSU In Extra-Inning Games: 1-5

MISSISSIPPI (Mississippi State leads 23-15)

3/6/97	Ole Miss	3-2	Starkville, Miss.
3/6/97	Mississippi State	2-1 (8)	Starkville, Miss.
4/30/97	Ole Miss	1-0 (9)	Oxford, Miss.
4/30/97	Ole Miss	4-1	Oxford, Miss.
4/1/98	Mississippi State	7-0	Oxford, Miss.
4/1/98	Mississippi State	5-3	Oxford, Miss.
4/25/98	Mississippi State	11-0 (5)	Starkville, Miss.
4/25/98	Mississippi State	4-3	Starkville, Miss.
3/19/99	Ole Miss	5-4 (11)	Oxford, Miss.
3/19/99	Ole Miss	4-1	Oxford, Miss.
3/20/99	Mississippi State	8-0 (5)	Oxford, Miss.
3/20/99	Ole Miss	8-0 (6)	Oxford, Miss.
3/17/00	Mississippi State	4-3	Starkville, Miss.
3/17/00	Mississippi State	7-4	Starkville, Miss.
3/18/00	Mississippi State	3-1	Starkville, Miss.
3/18/00	Ole Miss	6-0	Starkville, Miss.
3/27/01	Mississippi State	2-1	Oxford, Miss.
3/27/01	Mississippi State	7-5 (11)	Oxford, Miss.
3/28/01	Mississippi State	12-0 (5)	Oxford, Miss.
4/10/02	Mississippi State	1-0	Starkville, Miss.
4/10/02	Mississippi State	8-1	Starkville, Miss.
4/11/02	Mississippi State	1-0	Starkville, Miss.
4/9/03	Mississippi State	14-0 (5)	Oxford, Miss.
4/10/03	Ole Miss	6-5	Oxford, Miss.
4/10/03	Ole Miss	10-8 (8)	Oxford, Miss.
4/20/04	Mississippi State	8-0 (5)	Starkville, Miss.
4/20/04	Mississippi State	2-1	Starkville, Miss.
4/21/04	Mississippi State	7-2	Starkville, Miss.
4/13/05	Ole Miss	2-0	Starkville, Miss.
4/19/05	Mississippi State	4-0	Oxford, Miss.
4/26/05	Ole Miss	4-0	Ridgeland, Miss. \$
4/5/06	Ole Miss	2-1	Ridgeland, Miss. \$
4/11/06	Ole Miss	6-5	Oxford, Miss.
4/26/06	Ole Miss	1-0	Starkville, Miss.
3/27/07	Mississippi State	5-2	Madison, Miss. \$
4/6/07	Ole Miss	3-2	Starkville, Miss.
4/7/07	Mississippi State	7-4	Starkville, Miss.
4/7/07	Mississippi State	8-0	Starkville, Miss.

\$ - M&F Bank Fastpitch Classic

SERIES NOTES

Total Runs Scored: Mississippi State 167, Ole Miss 96

MSU At Home: 14-5

MSU On The Road: 8-8

MSU At Neutral: 1-2

In SEC Play: 12-15

Longest MSU Win Streak: 7 (3/27/01-4/11/02)

Longest MSU Losing Streak: 4 (4/26/05-4/26/06)

Last MSU Win: 4/7/07 (8-0 in Starkville)

Last MSU Loss: 4/6/07 (3-2 in Starkville)

Last MSU Home Win: 4/7/07 (8-0)

Last MSU Home Loss: 4/6/07 (3-2)

Last MSU Road Win: 4/19/05 (4-0)

Last MSU Road Loss: 4/11/06 (6-5)

Highest Scoring Game: 18 (UM, 10-8, 4/10/03 in Oxford)

Largest Margin Of Victory: 14 (14-0, 4/9/03 in Oxford)

Largest Margin Of Defeat: 8, two times

Most Runs By MSU: 14 (W, 14-0, 4/9/03 in Oxford)

Most Runs By UM: 10 (W, 10-8, 4/10/03 in Oxford)

MSU In One-Run Games: 7-8

MSU In Extra-Inning Games: 2-3

SOUTH CAROLINA (South Carolina leads 21-15)

4/28/85	South Carolina	7-3	Cookeville, Tenn.
4/28/85	South Carolina	5-4	Cookeville, Tenn.
3/22/97	South Carolina	4-0 (8)	Starkville, Miss.
3/22/97	South Carolina	5-3	Starkville, Miss.
5/8/98	South Carolina	2-0	Columbus, Ga. +
5/9/98	Mississippi State	3-0	Columbus, Ga. +
3/26/99	South Carolina	1-0	Starkville, Miss.
3/26/99	Mississippi State	5-2	Starkville, Miss.
5/15/99	Mississippi State	2-1	Columbus, Ga. +
3/12/00	South Carolina	2-1 (8)	Tampa, Fla. \$
3/24/00	South Carolina	2-1 (9)	Columbia, S.C.
3/24/00	Mississippi State	6-2	Columbia, S.C.
3/17/01	South Carolina	7-1	Columbia, S.C.
3/17/01	Mississippi State	1-0	Columbia, S.C.
3/18/01	South Carolina	2-0	Columbia, S.C.
3/16/02	South Carolina	4-2	Starkville, Miss.
3/16/02	South Carolina	5-2	Starkville, Miss.
3/17/02	Mississippi State	11-10 (9)	Starkville, Miss.
5/9/02	South Carolina	11-5	Chattanooga, Tenn. +
3/8/03	Mississippi State	6-2	Columbia, S.C.
3/8/03	South Carolina	11-3 (6)	Columbia, S.C.
3/9/03	South Carolina	5-2	Columbia, S.C.
5/9/03	South Carolina	2-1	Plant City, Fla. +
3/6/04	South Carolina	2-1	Starkville, Miss.
3/6/04	Mississippi State	8-0 (5)	Starkville, Miss.
3/7/04	South Carolina	7-4	Starkville, Miss.
5/7/05	South Carolina	3-2	Columbia, S.C.
5/7/05	South Carolina	7-5	Columbia, S.C.
5/8/05	Mississippi State	3-2	Columbia, S.C.
5/13/05	Mississippi State	4-1	Gainesville, Fla. +
3/25/06	Mississippi State	4-3 (10)	Starkville, Miss.
3/25/06	Mississippi State	2-1	Starkville, Miss.
3/26/06	South Carolina	6-2	Starkville, Miss.
3/31/07	Mississippi State	2-1	Starkville, Miss.
3/31/07	Mississippi State	4-3	Starkville, Miss.
4/1/07	Mississippi State	8-7 (8)	Starkville, Miss.

+ Southeastern Conference Tournament

\$ USF Speedline Invitational

SERIES NOTES

Total Runs Scored: South Carolina 132, Mississippi State 111

MSU At Home: 8-8

MSU On The Road: 4-7

MSU At Neutral: 3-6

In SEC Play: 9-15

Longest MSU Win Streak: 4 (5/8/05-3/25/06)

Longest MSU Losing Streak: 5 (4/28/85-5/8/98)

Last MSU Win: 4/1/07 (8-7 in Starkville)

Last MSU Loss: 3/26/06 (6-2 in Starkville)

Last MSU Home Win: 4/1/07 (8-7)

Last MSU Home Loss: 3/26/06 (6-2)

Last MSU Road Win: 5/8/05 (3-2)

Last MSU Road Loss: 5/7/05 (7-5)

Highest Scoring Game: 21 (MSU, 11-10, 3/17/02 in Starkville)

Largest Margin Of Victory: 8 (8-0, 3/6/04 in Starkville)

Largest Margin Of Defeat: 8 (11-3, 3/8/03 in Columbia)

Most Runs By MSU: 11 (W, 11-10, 3/17/02 in Starkville)

Most Runs By USC: 11 (W, 11-3, 3/8/03 in Columbia)

MSU In One-Run Games: 9-7

MSU In Extra-Inning Games: 3-3

TENNESSEE (Tennessee leads 21-10)

4/13/97	Mississippi State	5-4 (8)	Knoxville, Tenn.
4/13/97	Tennessee	11-0 (5)	Knoxville, Tenn.
4/11/98	Mississippi State	3-0	Starkville, Miss.
4/11/98	Tennessee	3-2	Starkville, Miss.
4/18/99	Tennessee	9-1 (6)	Knoxville, Tenn.
4/18/99	Tennessee	11-7	Knoxville, Tenn.
5/14/99	Tennessee	4-2	Columbus, Ga. +
4/14/00	Mississippi State	6-1	Starkville, Miss.
4/14/00	Mississippi State	3-1	Starkville, Miss.
3/31/01	Mississippi State	13-4	Knoxville, Tenn.
3/31/01	Mississippi State	3-1	Knoxville, Tenn.
4/1/01	Mississippi State	7-1	Knoxville, Tenn.
3/29/02	Tennessee	2-0	Starkville, Miss.
3/29/02	Mississippi State	8-1	Starkville, Miss.
3/22/03	Tennessee	8-0 (5)	Knoxville, Tenn.
3/22/03	Mississippi State	11-7	Knoxville, Tenn.
3/23/03	Tennessee	16-2 (5)	Knoxville, Tenn.
3/20/04	Tennessee	10-1	Starkville, Miss.
3/20/04	Tennessee	6-3	Starkville, Miss.
3/21/04	Tennessee	5-3 (8)	Starkville, Miss.
5/13/04	Mississippi State	8-2	Tuscaloosa, Ala. +
3/19/05	Tennessee	1-0	Knoxville, Tenn.
3/19/05	Tennessee	8-4	Knoxville, Tenn.
3/20/05	Tennessee	3-1	Knoxville, Tenn.
5/14/05	Tennessee	3-0	Gainesville, Fla. +
4/22/06	Tennessee	2-1	Starkville, Miss.
4/22/06	Tennessee	3-1	Starkville, Miss.
4/23/06	Tennessee	10-0 (5)	Starkville, Miss.
3/17/07	Tennessee	3-0	Knoxville, Tenn.
3/17/07	Tennessee	2-1 (8)	Knoxville, Tenn.
3/18/07	Tennessee	5-1	Knoxville, Tenn.

NON-CONFERENCE SERIES RESULTS



AKRON..... UA leads 1-0
4/13/85..... L2-0Owensboro, Ky.

ALABAMA A&M..... MSU leads 2-0
2/20/04..... W.....13-0 (5)Starkville, Miss.
2/22/04..... W.....13-0 (5)Starkville, Miss.

ALABAMA STATE..... MSU leads 2-0
3/1/97..... W.....30-0 (5)Troy, Ala.
3/2/97..... W.....18-0 (5)Troy, Ala.

ALCORN STATE..... MSU leads 2-0
2/22/97..... W.....19-0 (5)Monroe, La.
2/26/06..... W.....9-0 (5)Starkville, Miss.

ARIZONA... UA leads 2-1
2/9/02..... W.....7-1Phoenix, Ariz.
2/9/03..... L9-2Phoenix, Ariz.
5/19/07..... L8-0Tucson, Ariz.

ARIZONA STATE..... ASU leads 2-1
2/22/02..... W.....2-1Columbus, Ga.
5/16/02..... L4-1Lafayette, La.
2/8/03..... L5-4Phoenix, Ariz.

ARKANSAS STATE..... MSU leads 6-0
4/14/84..... W.....8-4Owensboro, Ky.
3/26/85..... W.....12-0Starkville, Miss.
3/26/85..... W.....11-2Starkville, Miss.
3/29/86..... W.....15-0Starkville, Miss.
4/10/86..... W.....12-4Jonesboro, Ark.
4/10/86..... W.....9-0Jonesboro, Ark.

AUSTIN PEAY..... MSU leads 4-0
2/20/00..... W.....10-1 (5)Starkville, Miss.
2/20/04..... W.....4-0Starkville, Miss.
2/21/04..... W.....8-0 (5)Starkville, Miss.
3/4/07..... W.....2-0Chattanooga, Tenn.

BAYLOR..... BU leads 2-0
3/3/06..... L1-0Waco, Texas
3/5/06..... L3-1Waco, Texas

BELMONT..... MSU leads 5-0
2/19/00..... W.....8-0 (6)Starkville, Miss.
2/6/01..... W.....9-0 (5)Starkville, Miss.
2/6/01..... W.....6-1Starkville, Miss.
2/13/02..... W.....11-0Starkville, Miss.
2/13/02..... W.....2-0Starkville, Miss.

BIRMINGHAM SOUTHERN MSU leads 2-0
3/19/03..... W.....8-0 (5)Starkville, Miss.
3/19/03..... W.....4-0Starkville, Miss.

BOSTON UNIVERSITY..... MSU leads 1-0
3/11/00..... W.....4-2Tampa, Fla.

BOWLING GREEN..... MSU leads 2-0
3/4/06..... W.....3-2 (8)Waco, Texas
3/5/06..... W.....6-1Waco, Texas

BRADLEY..... MSU leads 3-1
3/18/86..... W.....2-1Starkville, Miss.
3/18/86..... L6-0Starkville, Miss.
2/6/04..... W.....11-6Starkville, Miss.
2/7/04..... W.....7-1Starkville, Miss.

BYU..... MSU leads 2-0
2/28/04..... W.....2-1Houston, Texas
2/15/07..... W.....1-0Las Vegas, Nev.

CALIFORNIA..... Cal leads 3-1
2/12/99..... L6-4Phoenix, Ariz.
5/21/04..... L2-1Lincoln, Neb.
2/25/05..... L9-4Palm Springs, Calif.
2/16/07..... W.....9-0 (6)Las Vegas, Nev.

UC-DAVIS..... UCD leads 1-0
2/16/07..... L1-2Las Vegas, Nev.

CAL POLY-SLO..... Cal Poly leads 1-0
2/26/98..... L5-2 (8) Santa Barbara, Calif.

CAL STATE FULLERTON Fullerton leads 2-0
2/12/00..... L5-1Phoenix, Ariz.
2/8/03..... L3-0Phoenix, Ariz.
2/25/05..... W.....5-4 (8) Palm Springs, Calif.

CARTHAGE COLLEGE..... Series tied 1-1
3/20/82..... W.....6-1Starkville, Miss.
3/20/82..... L16-13Starkville, Miss.

CENTENARY..... MSU leads 1-0
2/7/99..... W.....4-1Shreveport, La.

CENTRAL MICHIGAN..... CMU leads 1-0
3/7/02..... L2-0Plant City, Fla.

CENTRAL OKLA. STATE... MSU leads 1-0
4/18/86..... W.....3-2Arlington, Texas

CHATTANOOGA..... MSU leads 7-1
2/21/98..... W.....8-0 (6)Starkville, Miss.
3/7/98..... W.....6-0Tampa, Fla.
2/20/99..... W.....3-1Starkville, Miss.
2/19/00..... W.....7-5Starkville, Miss.
5/18/00..... W.....6-1Seattle, Wash.
3/16/04..... W.....9-0 (5) Chattanooga, Tenn.
3/16/04..... W.....2-1Chattanooga, Tenn.
3/3/07..... L3-11 (5) Chattanooga, Tenn.

CLEVELAND STATE JC..... MSU leads 1-0
4/26/85..... W.....5-2Cookeville, Tenn.

COASTAL CAROLINA..... MSU leads 2-1
3/11/03..... W.....4-3Conway, S.C.
3/12/03..... W.....10-2Conway, S.C.
3/12/03..... L7-6Conway, S.C.

COLORADO STATE..... MSU leads 2-1
3/14/97..... L11-6San Jose, Calif.
2/15/02..... W.....10-2 (6)Starkville, Miss.
2/23/03..... W.....5-3Las Cruces, N.M.

CONNECTICUT..... UConn leads 1-0
2/23/02..... L6-3Columbus, Ga.

DELTA STATE..... MSU leads 6-0
4/1/86..... W.....11-1Itta Bena, Miss.
4/1/86..... W.....9-2Itta Bena, Miss.
4/22/86..... W.....11-1Starkville, Miss.
4/22/86..... W.....6-2Starkville, Miss.
4/8/98..... W.....1-0Starkville, Miss.
4/6/99..... W.....7-1Starkville, Miss.

DREXEL..... MSU leads 1-0
2/18/01..... W.....4-1Starkville, Miss.

EAST TENNESSEE STATE. MSU leads 2-0
2/17/06..... W.....9-1 (6)Starkville, Miss.
2/19/06..... W.....6-0Starkville, Miss.

EASTERN CONNECTICUT. ECU leads 1-0
3/15/83..... L2-1Columbia, S.C.

EASTERN MICHIGAN..... MSU leads 1-0
3/20/86..... W.....1-0Tallahassee, Fla.

EVANSVILLE..... MSU leads 2-1
2/28/98..... W.....7-2 Santa Barbara, Calif.
2/19/99..... L3-2 (8)Starkville, Miss.
2/21/99..... W.....1-0Starkville, Miss.

FAIRLEIGH DICKINSON... MSU leads 1-0
3/15/83..... W.....21-6Columbia, S.C.

FLORIDA A&M..... MSU leads 4-2
3/7/84..... W.....11-0Starkville, Miss.
3/7/84..... W.....11-8Starkville, Miss.
3/17/84..... W.....5-2Tallahassee, Fla.
3/22/85..... L1-0Tallahassee, Fla.
3/5/98..... L8-3Tampa, Fla.
3/4/05..... W.....4-2Marietta, Ga.

FLORIDA ATLANTIC..... FAU leads 3-1
3/6/99..... W.....10-2Tampa, Fla.
3/10/01..... L3-2Tampa, Fla.
3/7/02..... L5-0Plant City, Fla.
5/21/04..... L1-0Lincoln, Neb.

FLORIDA INTER..... MSU leads 2-0
3/9/02..... W.....3-2 (8)Plant City, Fla.
5/15/03..... W.....4-2Lincoln, Neb.

FLORIDA STATE..... FSU leads 5-4
3/8/84..... L1-0 (9)Starkville, Miss.
3/8/84..... L6-2Starkville, Miss.
3/16/84..... L5-0Tallahassee, Fla.
3/21/86..... L3-1Tallahassee, Fla.
3/4/99..... W.....2-1Tampa, Fla.
3/4/00..... W.....4-0Columbus, Ga.
3/3/02..... W.....2-0Tallahassee, Fla.
2/28/03..... W.....3-1Tallahassee, Fla.
2/23/07..... L2-4Columbus, Ga.

FRESNO STATE..... FSU leads 2-0
2/11/00..... L4-2Phoenix, Ariz.
2/24/02..... L3-1Columbus, Ga.

GEORGE MASON..... GMU leads 1-0
3/16/84..... L13-8Tallahassee, Fla.

GEORGIA SOUTHERN..... MSU leads 5-0
3/24/98..... W.....7-1Starkville, Miss.
3/24/98..... W.....9-1 (5)Starkville, Miss.
3/10/00..... W.....4-3Tampa, Fla.
3/8/01..... W.....3-2 (9)Tampa, Fla.
3/5/05..... W.....7-4Marietta, Ga.

GEORGIA STATE..... MSU leads 2-0
3/15/85..... W.....17-1Starkville, Miss.
3/28/86..... W.....2-0Starkville, Miss.

GEORGIA TECH..... MSU leads 8-2
4/21/99..... W.....5-0Atlanta, Ga.
4/19/00..... W.....3-2Starkville, Miss.
4/19/01..... W.....3-2Atlanta, Ga.
4/19/01..... W.....4-1 (10)Atlanta, Ga.
4/18/02..... W.....7-4Starkville, Miss.
4/18/02..... W.....3-0Starkville, Miss.
4/14/03..... L9-1 (5)Atlanta, Ga.
4/14/03..... L5-3Atlanta, Ga.
5/8/04..... W.....10-2 (6)Starkville, Miss.
5/8/04..... W.....1-0Starkville, Miss.

GRAMBLING..... MSU leads 3-0
3/29/85..... W.....11-2Columbus, Miss.
4/20/85..... W.....6-5Grambling, La.
4/20/85..... W.....11-1Grambling, La.

HAWAII..... UH leads 1-0
2/17/07..... L2-3Las Vegas, Nev.

HOFSTRA..... MSU leads 2-0
3/7/98..... W.....8-3Tampa, Fla.
3/5/99..... W.....4-1Tampa, Fla.

HOUSTON..... UH leads 1-0
2/27/04..... L3-1Houston, Texas

IDAHO STATE..... ISU leads 1-0
3/27/82..... L8-0Bartlesville, Okla.

ILLINOIS CENTRAL JC..... MSU leads 1-0
4/13/85..... W.....5-3Owensboro, Ky.

ILLINOIS-CHICAGO..... MSU leads 2-0
3/11/00..... W.....4-2Tampa, Fla.
2/22/03..... W.....4-1Las Cruces, N.M.

ILLINOIS STATE..... ISU leads 1-0
4/15/83..... L2-0Ruston, La.

INDIANA STATE..... MSU leads 1-0
3/6/07..... W.....2-1Starkville, Miss.

IOWA..... IU leads 2-1
4/3/82..... L6-1Springfield, Mo.
3/5/98..... L4-2Tampa, Fla.
5/20/04..... W.....2-1 (8)Lincoln, Neb.

IOWA STATE..... ISU leads 2-1
3/26/82..... L12-1Bartlesville, Okla.
2/9/07..... W.....9-3Starkville, Miss.
2/10/07..... L8-3Starkville, Miss.

IUPUI-FORT WAYNE..... MSU leads 1-0
2/22/03..... W.....5-1Las Cruces, N.M.

JACKSON STATE..... MSU leads 2-0
2/7/04..... W.....25-2 (5)Starkville, Miss.
2/8/04..... W.....18-3 (5)Starkville, Miss.

JACKSONVILLE..... MSU leads 2-0
2/10/06..... W.....8-0 (5)Tampa, Fla.
2/11/06..... W.....8-0 (5)Tampa, Fla.

JACKSONVILLE STATE..... MSU leads 6-3
2/20/98..... W.....3-0Starkville, Miss.
2/27/99..... L6-3Starkville, Miss.
2/27/99..... W.....4-0Starkville, Miss.
3/12/99..... L7-6 (8) Chattanooga, Tenn.
3/15/00..... W.....6-0Starkville, Miss.
3/15/00..... W.....5-1Starkville, Miss.
4/25/01..... W.....3-2Jacksonville, Ala.
4/24/02..... W.....10-1 (5)Starkville, Miss.
2/16/03..... L9-1 (6)Oxford, Miss.

KANSAS..... KU leads 2-0
4/3/82..... L9-1Springfield, Mo.
3/3/02..... L4-3Tallahassee, Fla.

KENNESAW STATE..... MSU leads 1-0
2/10/07..... W.....6-0Starkville, Miss.

KENT STATE..... KSU leads 2-0
3/12/82..... L10-3Baton Rouge, La.
3/12/82..... L9-8Baton Rouge, La.

KENTUCKY WESLEYAN... MSU leads 6-0
4/14/84..... W.....4-3Owensboro, Ky.
3/9/85..... W.....8-5Starkville, Miss.
3/9/85..... W.....7-2Starkville, Miss.
4/12/85..... W.....4-2Owensboro, Ky.
3/8/86..... W.....3-0Starkville, Miss.
3/8/86..... W.....11-2Starkville, Miss.

LINCOLN COLLEGE..... MSU leads 1-0
4/27/85..... W.....7-4Cookeville, Tenn.

LONG BEACH STATE..... MSU leads 1-0
3/11/06..... W.....13-2Lakewood, Calif.

LOUISIANA-LAFAYETTE... ULL leads 10-3
3/19/82..... W.....13-3Starkville, Miss.
3/19/82..... L15-9Starkville, Miss.
2/26/83..... L2-1Lafayette, La.
2/26/83..... L6-1Lafayette, La.
4/7/84..... L1-0Starkville, Miss.
4/7/84..... L3-2Starkville, Miss.
2/28/86..... L2-1Thibodaux, La.
4/7/86..... W.....3-0Lafayette, La.
4/7/86..... W.....5-1Lafayette, La.
5/2/99..... L7-1Starkville, Miss.
5/2/99..... L4-2Starkville, Miss.
5/18/02..... L10-3Lafayette, La.
2/12/05..... L7-2Lafayette, La.



NON-CONFERENCE SERIES RESULTS

LOUISIANA-MONROE MSU leads 9-6

3/13/83 L 3-0 Starkville, Miss.
 3/13/83 W 4-3 Starkville, Miss.
 4/10/84 L 3-2 Monroe, La.
 4/10/84 L 1-0 Monroe, La.
 2/23/97 L 5-1 Monroe, La.
 4/23/97 L 6-0 Starkville, Miss.
 4/23/97 W 1-0 Starkville, Miss.
 4/14/98 W 11-0 (6) Monroe, La.
 4/14/98 W 7-5 Monroe, La.
 4/15/99 W 9-1 (5) Starkville, Miss.
 4/15/99 W 3-2 (9) Starkville, Miss.
 4/11/00 L 2-1 Monroe, La.
 4/11/00 W 3-2 Monroe, La.
 2/20/01 W 2-1 (9) Starkville, Miss.
 2/20/01 W 8-5 Starkville, Miss.

LOUISIANA TECH LTU leads 9-5

4/23/83 L 4-0 Starkville, Miss.
 4/23/83 L 9-0 Starkville, Miss.
 3/10/84 L 4-0 Starkville, Miss.
 3/10/84 L 9-1 Starkville, Miss.
 4/19/85 L 3-0 Ruston, La.
 4/19/85 L 5-2 Ruston, La.
 4/12/86 L 2-1 Starkville, Miss.
 4/12/86 L 1-0 Starkville, Miss.
 4/25/97 L 5-2 Starkville, Miss.
 4/25/97 W 3-2 (10) Starkville, Miss.
 2/6/04 W 6-1 Starkville, Miss.
 2/8/04 W 1-0 Starkville, Miss.
 2/4/05 W 9-0 (5) Starkville, Miss.
 2/6/05 W 9-7 Starkville, Miss.

LUTHER COLLEGE Series tied 1-1

3/23/84 W 3-2 Starkville, Miss.
 3/23/84 L 6-4 Starkville, Miss.

MAINE MSU leads 1-0

3/23/85 W 7-0 Tallahassee, Fla.

MASSACHUSETTS MSU leads 2-0

3/4/00 W 7-0 Columbus, Ga.
 3/11/00 W 4-1 Tampa, Fla.

MCNEESE STATE MSU leads 2-0

3/25/97 W 3-2 Starkville, Miss.
 2/12/05 W 5-0 Lafayette, La.

MERCER MSU leads 1-0

3/11/06 W 4-3 Lakewood, Calif.

MIAMI (OHIO) MSU leads 1-0

2/21/03 W 5-2 Las Cruces, N.M.

MICHIGAN UM leads 4-1

3/7/98 L 2-1 (8) Tampa, Fla.
 3/5/99 L 9-3 Tampa, Fla.
 3/7/99 L 4-3 Tampa, Fla.
 3/1/01 L 3-1 Starkville, Miss.
 2/22/02 W 3-2 Columbus, Ga.

MICHIGAN STATE Series tied 2-2

3/22/84 L 11-3 Starkville, Miss.
 3/22/84 L 6-1 Starkville, Miss.
 3/7/99 W 4-2 Tampa, Fla.
 3/9/01 W 6-2 Starkville, Miss.

MIDDLE TENN. STATE MSU leads 3-1

3/17/05 W 8-0 (5) Murfreesboro, Tenn.
 3/17/05 L 6-5 Murfreesboro, Tenn.
 3/28/06 W 9-3 Starkville, Miss.
 3/28/06 W 13-1 (5) Starkville, Miss.

MISSISSIPPI VALLEY STATE MSU leads 8-1

2/14/03 W 14-0 (5) Starkville, Miss.
 2/21/04 W 12-0 (5) Starkville, Miss.
 2/22/04 W 7-0 Starkville, Miss.

2/5/05 W 15-0 (5) Starkville, Miss.
 2/6/05 W 8-0 (6) Starkville, Miss.
 3/21/06 W 5-0 Starkville, Miss.
 3/21/06 W 6-3 Starkville, Miss.
 2/21/07 W 10-2 (5) Starkville, Miss.
 4/18/07 L 3-5 Itta Bena, Miss.

MISSOURI MU leads 2-0

3/15/97 L 4-3 (8) San Jose, Calif.
 2/21/98 L 7-4 (10) Starkville, Miss.

MONMOUTH MSU leads 1-0

3/11/03 W 9-1 (6) Conway, S.C.

MISS. UNIV. FOR WOMEN ... MSU leads 7-2

3/16/85 L 10-1 Starkville, Miss.
 3/30/85 W 5-0 Columbus, Miss.
 4/9/85 W 7-1 Starkville, Miss.
 4/9/85 W 7-2 Starkville, Miss.
 4/12/85 W 3-2 Owensboro, Ky.
 4/23/85 L 5-1 Columbus, Miss.
 4/23/85 W 5-1 Columbus, Miss.
 4/4/86 W 6-5 Starkville, Miss.
 4/4/86 W 10-0 Starkville, Miss.

NEBRASKA NU leads 3-0

2/7/03 L 7-5 Phoenix, Ariz.
 5/16/03 L 8-0 (6) Lincoln, Neb.
 2/24/07 L 6-7 (9) Columbus, Ga.

NEBRASKA-OMAHA UNO leads 1-0

3/26/82 L 8-0 Bartlesville, Okla.

NEW MEXICO MSU leads 2-0

3/14/97 W 4-0 San Jose, Calif.
 3/15/97 W 7-2 San Jose, Calif.

NEW MEXICO STATE MSU leads 3-0

2/12/99 W 4-2 Phoenix, Ariz.
 3/6/99 W 7-0 Tampa, Fla.
 2/9/02 W 7-6 (8) Phoenix, Ariz.

NEVADA MSU leads 1-0

2/21/03 W 7-0 Las Cruces, N.M.

NICHOLLS STATE NSU leads 7-2

4/9/83 L 4-2 Starkville, Miss.
 4/9/83 L 4-2 Starkville, Miss.
 4/25/84 L 7-3 Thibodeaux, La.
 4/25/84 L 13-8 Thibodeaux, La.
 3/22/85 L 3-2 (9) Tallahassee, Fla.
 4/2/85 W 3-2 Starkville, Miss.
 4/2/85 L 5-3 Starkville, Miss.
 2/21/97 L 6-0 Monroe, La.
 3/8/02 W 8-0 (5) Plant City, Fla.

NORTH CAROLINA UNC leads 3-0

3/9/00 W 6-0 Tampa, Fla.
 3/8/02 W 8-3 Plant City, Fla.
 2/25/07 L 4-8 Columbus, Ga.

NORTH CAROLINA STATE Series tied 1-1

2/4/05 L 2-1 Starkville, Miss.
 2/5/05 W 5-1 Starkville, Miss.

NORTHEAST MISSOURI STATE NEMS leads 1-0

4/2/82 L 3-2 Springfield, Mo.

NORTHERN ILLINOIS NIU leads 1-0

2/23/97 L 2-1 Monroe, La.

NORTHWESTERN STATE.. MSU leads 8-3

3/3/84 W 2-1 Natchitoches, La.
 3/3/84 L 7-3 Natchitoches, La.
 2/14/98 L 3-1 Starkville, Miss.
 2/14/98 W 3-1 Starkville, Miss.

2/15/98 W 5-0 Starkville, Miss.
 2/6/99 L 1-0 Natchitoches, La.
 2/6/99 W 3-1 Natchitoches, La.
 2/19/99 W 6-1 Starkville, Miss.
 2/18/00 W 3-2 Starkville, Miss.
 5/16/02 W 9-6 Lafayette, La.
 2/24/26 W 5-2 Starkville, Miss.

NORTH TEXAS MSU leads 1-0

4/19/86 W 6-3 Arlington, Texas

NOTRE DAME ND leads 1-0

3/15/97 L 8-3 San Jose, Calif.

OAKLAND MSU leads 2-0

2/27/02 W 5-0 Starkville, Miss.
 2/27/02 W 10-1 (5) Starkville, Miss.

OHIO STATE OSU leads 2-1

3/23/85 L 3-2 Tallahassee, Fla.
 3/21/86 W 3-2 Tallahassee, Fla.
 3/6/05 L 11-0 (5) Marietta, Ga.

OKLAHOMA OU leads 2-0

4/16/83 L 4-0 Ruston, La.
 3/3/00 L 12-4 (6) Columbus, Ga.

OKLAHOMA CITY OKC leads 1-0

4/19/86 L 3-2 Arlington, Texas

OKLAHOMA STATE OSU leads 3-0

3/25/82 L 2-0 Bartlesville, Okla.
 4/2/82 L 9-1 Springfield, Mo.
 2/14/04 L 3-2 San Diego, Calif.

OREGON STATE OSU leads 3-0

2/9/01 L 3-0 Corpus Christi, Texas
 2/10/01 L 1-0 (8) Corpus Christi, Texas
 2/27/05 L 6-5 Palm Springs, Calif.

PACIFIC UP leads 2-1

2/26/05 L 5-4 Palm Springs, Calif.
 5/18/07 W 7-1 Tucson, Ariz.
 5/19/07 L 10-12 Tucson, Ariz.

PENN STATE PSU leads 2-1

3/9/00 W 2-0 Tampa, Fla.
 2/24/01 L 8-3 Las Vegas, Nev.
 2/24/01 L 6-5 Las Vegas, Nev.

PITTSBURGH Series tied 1-1

3/2/03 W 5-4 (8) Tallahassee, Fla.
 2/27/04 L 3-2 Houston, Texas

PURDUE MSU leads 2-0

2/9/07 W 6-5 Starkville, Miss.
 2/11/07 W 8-1 Starkville, Miss.

RHODE ISLAND URI leads 1-0

3/16/83 L 9-5 Columbia, S.C.

SAINT MARY'S (NE) Series tied 1-1

3/29/86 W 11-1 Starkville, Miss.
 3/14/97 L 2-1 San Jose, Calif.

SAMFORD MSU leads 12-2

2/26/97 W 4-0 Starkville, Miss.
 2/26/97 W 4-0 Starkville, Miss.
 3/20/97 W 6-1 Birmingham, Ala.
 3/20/97 W 7-1 Birmingham, Ala.
 4/21/98 W 3-2 (10) Starkville, Miss.
 4/21/98 W 5-0 Starkville, Miss.
 4/29/99 W 4-0 Starkville, Miss.
 4/29/99 W 4-1 Starkville, Miss.
 4/25/00 L 2-0 Starkville, Miss.
 2/16/03 W 15-4 (5) Oxford, Miss.

3/1/06 W 9-1 (6) Starkville, Miss.
 3/1/06 W 3-1 Starkville, Miss.
 3/7/07 W 7-0 Starkville, Miss.
 4/4/07 L 3-0 Birmingham, Ala.

SAN DIEGO STATE SDSU leads 2-0

2/13/04 L 5-3 San Diego, Calif.
 2/15/04 L 2-1 (8) San Diego, Calif.

SETON HALL MSU leads 1-0

2/23/07 W 23-0 (5) Columbus, Ga.

SIENA MSU leads 2-0

3/14/98 W 2-0 Starkville, Miss.
 3/14/98 W 6-0 Starkville, Miss.

SOUTH FLORIDA Series tied 2-2

3/6/98 L 1-0 Tampa, Fla.
 3/10/00 L 4-2 Tampa, Fla.
 2/11/06 W 2-0 Tampa, Fla.
 2/12/06 W 4-2 Tampa, Fla.

SOUTHERN ILLINOIS Series tied 2-2

2/17/01 L 3-2 Starkville, Miss.
 2/15/02 L 2-0 Starkville, Miss.
 2/16/02 W 5-3 Starkville, Miss.
 2/17/06 W 2-0 Starkville, Miss.

SOUTHERN MISS MSU leads 26-10

3/22/83 W 3-0 Starkville, Miss.
 3/22/83 W 4-3 Starkville, Miss.
 4/12/83 W 3-0 Hattiesburg, Miss.
 4/12/83 W 5-4 Hattiesburg, Miss.
 4/3/84 W 7-6 Hattiesburg, Miss.
 4/3/84 W 3-2 Hattiesburg, Miss.
 4/17/84 W 4-1 Starkville, Miss.
 4/17/84 W 5-0 Starkville, Miss.
 3/19/85 L 5-3 (8) Starkville, Miss.
 3/19/85 L 5-4 (9) Starkville, Miss.
 3/29/85 W 4-0 Columbus, Miss.
 4/4/85 W 6-1 Hattiesburg, Miss.
 4/4/85 W 9-1 Hattiesburg, Miss.
 3/25/86 W 5-4 Hattiesburg, Miss.
 3/25/86 W 3-1 Hattiesburg, Miss.
 3/28/86 W 4-2 Starkville, Miss.
 4/23/86 W 3-2 Starkville, Miss.
 4/23/86 W 5-1 Starkville, Miss.
 3/12/99 L 4-0 Chattanooga, Tenn.
 4/5/00 L 2-0 Starkville, Miss.
 4/5/00 W 2-1 Starkville, Miss.
 4/5/01 L 2-1 Starkville, Miss.
 4/5/01 W 9-6 Starkville, Miss.
 2/16/02 L 7-2 Starkville, Miss.
 4/3/02 W 6-2 Hattiesburg, Miss.
 4/3/02 L 3-0 Hattiesburg, Miss.
 2/4/03 W 3-1 Starkville, Miss.
 4/3/03 L 8-5 Madison, Miss.
 3/24/04 L 6-0 Hattiesburg, Miss.
 4/6/04 W 6-3 Ridgeland, Miss.
 3/2/05 W 9-0 (6) Starkville, Miss.
 4/7/05 W 5-2 Hattiesburg, Miss.
 3/7/06 L 2-0 Starkville, Miss.
 3/30/06 W 8-0 (5) Hattiesburg, Miss.
 4/12/07 W 9-2 Starkville, Miss.
 4/24/07 W 10-6 Hattiesburg, Miss.

SE MISSOURI STATE MSU leads 2-1

4/3/84 L 2-0 Owensboro, Ky.
 2/24/06 W 5-2 Starkville, Miss.
 2/26/06 W 3-0 Starkville, Miss.

SW MISSOURI STATE SMS leads 3-1

3/20/85 L 1-0 Starkville, Miss.
 3/20/85 W 4-2 Starkville, Miss.
 3/7/86 L 2-0 Starkville, Miss.
 3/7/86 L 10-3 Starkville, Miss.

NON-CONFERENCE SERIES RESULTS



STANFORD Series tied 1-1
3/3/00 W 2-1 (9) ... Columbus, Ga.
3/9/02 L 7-0 Plant City, Fla.

SAINT FRANCIS (PA) **SFU leads 2-1**
3/4/05 W 7-0 Marietta, Ga.

STEPHEN F. AUSTIN **SFA leads 1-0**
3/11/82 L 10-0 ... Baton Rouge, La.

SYRACUSE **MSU leads 3-0**
2/28/03 W 4-1 Tallahassee, Fla.
3/2/03 W 3-2 Tallahassee, Fla.
3/10/06 W 2-1 Lakewood, Calif.

TEMPLE **MSU leads 2-0**
3/10/01 W 3-0 Starkville, Miss.
3/9/02 W 6-0 Plant City, Fla.

TENNESSEE-MARTIN **MSU leads 2-0**
2/21/97 W 4-1 Monroe, La.
3/3/07 W 6-5 (9) Chattanooga, Tenn.

TENNESSEE STATE **MSU leads 2-0**
3/1/97 W 9-0 (5) Troy, Ala.
3/2/97 W 12-1 (6) Troy, Ala.

TENNESSEE TECH **MSU leads 7-1**
3/16/85 W 25-3 Starkville, Miss.
4/26/85 W 11-2 Cookeville, Tenn.
2/26/00 W 7-4 Starkville, Miss.
2/26/00 W 5-0 Starkville, Miss.
2/18/01 W 1-0 (8) Starkville, Miss.
2/19/06 W 7-1 Starkville, Miss.
2/24/07 W 10-1 (6) Columbus, Ga.
3/2/07 L 9-4 Chattanooga, Tenn.

TEXAS **UT leads 3-0**
3/1/02 L 1-0 (14) Tallahassee, Fla.
5/21/05 L 2-0 Austin, Texas
5/22/05 L 2-0 Austin, Texas

TEXAS A&M **MSU leads 2-1**
2/28/86 L 6-0 Thibodeaux, La.
2/11/00 W 3-2 Phoenix, Ariz.
2/9/03 W 5-2 Phoenix, Ariz.

TEXAS A&M-CC **MSU leads 3-0**
2/9/01 W 8-0 (5) ... Corpus Christi, Texas
5/20/05 W 1-0 Austin, Texas
5/21/05 W 2-1 (8) Austin, Texas

TEXAS-ARLINGTON **UTA leads 2-0**
4/15/83 L 7-2 Ruston, La.
4/18/86 L 3-2 Arlington, Texas

TEXAS STATE **MSU leads 3-1**
3/1/86 W 5-3 Thibodeaux, La.
2/10/01 W 4-2 Corpus Christi, Texas
2/11/01 L 5-0 Corpus Christi, Texas
2/8/02 W 8-1 Phoenix, Ariz.

TEXAS TECH **Series tied 1-1**
3/9/01 L 1-0 Starkville, Miss.
2/8/02 W 12-4 (5) ... Phoenix, Ariz.

TOLEDO **Series tied 1-1**
3/1/86 L 2-0 Thibodeaux, La.
3/2/07 W 3-2 Chattanooga, Tenn.

TRENTON **UT leads 1-0**
3/16/83 L 5-0 Columbia, S.C.

TROY **MSU leads 4-0**
3/1/97 W 3-2 Troy, Ala.
3/2/97 W 1-0 Troy, Ala.
2/19/06 W 3-0 Starkville, Miss.
3/5/05 W 12-6 Marietta, Ga.

TULSA **MSU leads 3-1**
2/22/97 L 1-0 Monroe, La.
2/23/97 W 7-2 Monroe, La.
2/18/05 W 5-0 Starkville, Miss.
2/19/05 W 4-2 Starkville, Miss.

UAB **MSU leads 8-1**
3/22/00 W 4-1 Starkville, Miss.
2/12/03 W 2-0 Birmingham, Ala.
4/22/03 L 3-0 Starkville, Miss.
4/27/04 W 11-3 (6) Birmingham, Ala.
4/28/04 W 7-0 Starkville, Miss.
3/8/05 W 8-3 Birmingham, Ala.
4/12/05 W 11-1 (5) Starkville, Miss.
3/20/07 W 5-0 Birmingham, Ala.
4/17/07 W 4-1 Starkville, Miss.

UCLA **UCLA leads 3-0**
2/12/99 L 5-0 Phoenix, Ariz.
3/10/06 L 2-0 Lakewood, Calif.
3/12/06 L 3-0 Lakewood, Calif.

UCSB **UCSB leads 2-1**
2/28/98 L 13-9 (9) Santa Barbara, Calif.
2/13/04 W 6-3 San Diego, Calif.
2/14/04 L 5-2 San Diego, Calif.
UNLV **UNLV leads 2-1**
2/13/99 W 9-1 (5) Phoenix, Ariz.
2/23/01 L 3-2 Las Vegas, Nev.
2/23/01 L 2-0 Las Vegas, Nev.

UTAH **Utah leads 4-2**
3/25/82 L 9-0 Bartlesville, Okla.
2/12/00 L 8-6 (9) Phoenix, Ariz.
5/19/00 W 11-3 (6) .. Seattle, Wash.
5/20/00 L 4-1 Seattle, Wash.
3/8/01 L 3-2 Tampa, Fla.
2/26/05 W 10-3 Palm Springs, Calif.

UTAH STATE **MSU leads 3-0**
2/13/99 W 7-2 Phoenix, Ariz.
2/13/00 W 5-4 Phoenix, Ariz.
2/17/07 W 6-3 Las Vegas, Nev.

VILLANOVA **MSU leads 1-0**
2/28/04 W 3-1 Houston, Texas

VIRGINIA **MSU leads 1-0**
2/29/04 W 5-0 Houston, Texas

VIRGINIA TECH **VT leads 1-0**
3/5/05 L 4-3 Marietta, Ga.

WASHINGTON **UW leads 3-1**
5/20/00 L 4-1 Seattle, Wash.
5/16/03 L 8-0 (6) Lincoln, Neb.
3/3/06 W 3-0 Waco, Texas
3/4/06 L 8-1 Waco, Texas

WEST FLORIDA **MSU leads 1-0**
3/20/86 W 4-0 Tallahassee, Fla.

WEST GEORGIA **MSU leads 2-0**
3/15/85 W 12-0 Starkville, Miss.
3/30/85 W 14-2 Columbus, Miss.

WESTERN ILLINOIS **WIU leads 3-0**
3/19/84 L 8-7 (8) Starkville, Miss.
3/19/84 L 1-0 (10) Starkville, Miss.
3/23/85 L 5-3 Tallahassee, Fla.

WESTERN KENTUCKY **MSU leads 1-0**
2/10/06 W 3-1 Tampa, Fla.

WESTERN MICHIGAN **MSU leads 1-0**
3/6/98 W 5-1 Tampa, Fla.

WILLIAM WOODS **WWU leads 1-0**
4/13/84 L 1-0 Owensboro, Ky.

WINTHROP **MSU leads 2-0**
2/18/00 W 9-3 Starkville, Miss.
2/17/01 W 14-2 (5) Starkville, Miss.

WISCONSIN **MSU leads 1-0**
2/7/03 W 9-2 Phoenix, Ariz.

VS. CONFERENCES

America East	2-0
Atlantic 10	4-1
Atlantic Coast	16-10
Atlantic Sun	18-3
Big 12	4-21
Big East	8-3
Big South	7-1
Big 10	9-12
Big West	6-7
Colonial Athletic Association	3-1
Conference USA	34-14
Horizon	3-0
Independents	1-1
Metro-Atlantic Athletic	2-0
Mid-American	6-6
Mid-Continent	3-3
Mid-Eastern Athletic	4-2
Missouri Valley	9-8
Mountain West	9-9
Northeast	3-0
Ohio Valley	35-8
Pacific-10	5-17
Southeastern	163-194
SEC West	82-114
SEC East	81-80
Southern	12-1
Southland	27-20
Southwestern Athletic	19-1
Sun Belt	11-11
Western Athletic	10-13

Division II	15-2
Lone Star	1-0
Gulf South	8-0
North Central Intercollegiate Athletic	0-1
Great Lakes Valley	6-0
Mid-America Intercollegiate Athletics	0-1

Division III	2-3
Conference of Illinois/Wisconsin	1-1
Little East	0-1
Iowa Intercollegiate Athletic	1-1

NAIA	0-1
Sooner Athletic	0-1

Schools That No Longer Sponsor 13-3



IYHIA MCMICHAEL



AWARDS & HONORS

NATIONAL HONORS

USA National Teams

- 2006 Courtney Bures
USA World University Games
- 2005 Kellie Wilkerson
USA National Team
- 2003 Iyhia McMichael
USA Elite
Kellie Wilkerson
USA Elite
- 2002 Kellie Wilkerson
USA Elite
- 2001 Kellie Wilkerson
USA Blue
- 2000 Keri McCallum
USA Blue
Kellie Wilkerson
USA Junior World
- 1999 Keri McCallum
USA Blue
Michelle Gates
USA Red

NCAA Woman of the Year

- 2004 Kate Jaspers (State Winner)

Honda Award

- 2004 Iyhia McMichael (Top Four Finalist)

USA Softball Player of the Year

- 2004 Iyhia McMichael (Top 3 Finalist)
- 2003 Iyhia McMichael (Top 10 Finalist)

NFCA Catcher of the Year

- 2000 Keri McCallum (Overall, Division I)

NFCA All-American

- 2007 Chelsea Bramlett (1st Team)
- 2005 Courtney Bures (1st Team)
- 2004 Iyhia McMichael (1st Team)
- 2003 Iyhia McMichael (1st Team)
- 2002 Kellie Wilkerson (2nd Team)
- 2001 Kellie Wilkerson (1st Team)
- 2000 Kellie Wilkerson (1st Team)
- Keri McCallum (1st Team)
- 1999 Kellie Wilkerson (2nd Team)

EASTON All-American

- 2001 Kellie Wilkerson (1st Team)
- Iyhia McMichael (2nd Team)
- 2000 Kellie Wilkerson (1st Team)
- Keri McCallum (1st Team)
- 1999 Kellie Wilkerson (1st Team)
- 1998 Michelle Gates (2nd Team)
- Jenny Hehnke (2nd Team)

NSCA All-American

- 2004 Meagan O'Nan

USA Softball

Player of the Week

- 2004 Iyhia McMichael (February 24)

NFCA Player of the Week

- 2004 Iyhia McMichael (February 25)
- 2003 Iyhia McMichael (April 1)

EASTON Player of the Month

- 1999 Keri McCallum (March)
- Kellie Wilkerson (April)
- Jenny Hehnke (May)
- 1998 Cheri Smith (February)
- Keri McCallum (March)
- Autumn Anderson (April)
- Jenny Hehnke (May)

ESPN The Magazine/CoSIDA

Academic All-American

- 2004 Kate Jaspers (1st Team)
- Iyhia McMichael (2nd Team)
- 2003 Kate Jaspers (2nd Team)
- 2000 Keri McCallum (1st Team)

CoSIDA

Academic Player of the Year

- 2004 Kate Jaspers

NFCA All-America Scholar-Athlete

- 2007 Jessie Bailey
Sammie Jo Bailey
Chelsea Bramlett
Stephanie Comeaux
Lindsay Hunley
Katie Johnson
Michelle Kinney
Gina McCloud
Kelli Miller
- 2006 Sammie Jo Bailey
Hayle Guess
Sara Hickerson
Lindsay Hunley
Katie Johnson
Michelle Kinney
Kelli Miller
Gina McCloud
Callye Williams
- 2005 Katie Johnson
Blair Hewett
Michelle Kinney
Callye Williams
- 2004 Kate Jaspers
Jennifer Jessup
Lindsay Nelson
Meagan O'Nan
Krystal Tillman
Callye Williams
- 2003 Blaire Brown
Courtney Frank
Kate Jaspers
Jennifer Jessup
Lindsay Nelson
Krystal Tillman
Meagan O'Nan

NFCA All-American

- 2002 Amy Mosley
Lindsay Nelson
Krystal Tillman
- 2001 Anna Joyce Lott
- 2000 Jenny Hehnke
Keri McCallum
Anna Joyce Lott
- 1999 Kayla Calvert
Tracy Clark
Connie Goldsmith
Jenny Hehnke
Anna Joyce Lott
Keri McCallum
- 1998 Autumn Anderson
Tracy Clark
Jenny Hehnke
Alicia Judd
Kendell Kimbrough
Anna Joyce Lott
Keri McCallum
Karrie Rider
Jenny Hehnke

REGIONAL HONORS

NFCA All-Region

- 2007 Chelsea Bramlett (1st Team)
- Hayle Guess (2nd Team)
- 2006 Courtney Bures (2nd Team)
- 2005 Courtney Bures (1st Team)
- Jennifer Jessup (3rd Team)
- 2004 Iyhia McMichael (1st Team)
- Jennifer Waterman (2nd Team)
- Kate Jaspers (2nd Team)
- 2003 Iyhia McMichael (1st Team)
- 2002 Kellie Wilkerson (1st Team)
- Iyhia McMichael (2nd Team)
- 2001 Kellie Wilkerson (1st Team)
- 2000 Kellie Wilkerson (1st Team)
- Keri McCallum (1st Team)
- Karrie Rider (2nd Team)
- 1999 Kellie Wilkerson (1st Team)
- Michelle Gates (2nd Team)
- 1998 Autumn Anderson (2nd Team)
- Michelle Gates (2nd Team)
- 1997 Keri McCallum (1st Team)

ESPN The Magazine/CoSIDA

Academic All-District

- 2006 Hayle Guess (1st Team)
- 2004 Kate Jaspers (1st Team)
- Iyhia McMichael (1st Team)



KELLIE WILKERSON

- Meagan O'Nan (2nd Team)
- 2003 Kate Jaspers (1st Team)
- Krystal Tillman (2nd Team)
- 2000 Keri McCallum (1st Team)
- Jenny Hehnke (2nd Team)
- 1998 Keri McCallum (2nd Team)

CONFERENCE HONORS

Southeastern Conference Softball Athlete of the Year

- 2004 Iyhia McMichael
- 2003 Iyhia McMichael

Southeastern Conference Freshman of the Year

- 2007 Chelsea Bramlett
- 2005 Courtney Bures

Southeastern Conference Scholar-Athlete of the Year

- 2004 Kate Jaspers (Co-Winner)

All-Southeastern Conference

- 2007 Courtney Bures (1st Team)
- Chelsea Bramlett (2nd Team)
- Hayle Guess (2nd Team)
- 2005 Courtney Bures (1st Team)
- 2004 Iyhia McMichael (1st Team)
- Kate Jaspers (1st Team)
- 2003 Iyhia McMichael (1st Team)
- Jennifer Nelson (2nd Team)
- 2002 Kellie Wilkerson (1st Team)
- Iyhia McMichael (1st Team)
- 2001 Kellie Wilkerson (1st Team)
- Iyhia McMichael (2nd Team)
- 2000 Keri McCallum (1st Team, Un.)
- Kellie Wilkerson (1st Team)
- Karrie Rider (2nd Team)
- 1999 Kellie Wilkerson (1st Team)
- Michelle Gates (1st Team)
- Keri McCallum (2nd Team)
- 1998 Michelle Gates (1st Team)
- Keri McCallum (2nd Team)
- 1997 Keri McCallum (1st Team)
- Karrie Rider (2nd Team)

Freshman All-SEC

- 2007 Jessie Bailey
- Chelsea Bramlett
- 2005 Courtney Bures
- 2004 Hayle Guess

Southeastern Conference

Good Works Team

- 2007 Hayle Guess
- 2006 Callye Williams
- 2005 Callye Williams
- 2004 Meagan O'Nan

Southeastern Conference Player of the Week

- 2007 Chelsea Bramlett
- April 3; Freshman
- Chelsea Bramlett
- April 10; Freshman
- Sammie Jo Bailey
- April 24; Player
- 2006 Stephanie Comeaux
- March 7; Pitcher
- Sammie Jo Bailey
- May 8; Freshman
- 2005 Courtney Bures
- February 7
- 2004 Iyhia McMichael
- February 23
- Kate Jaspers
- April 12
- Kelli Miller
- May 11; Pitcher
- 2003 Melissa Massey
- February 24; Pitcher
- Iyhia McMichael
- March 31
- 2002 Kasey Whitehead
- February 12; Pitcher
- Kellie Wilkerson
- May 6
- Iyhia McMichael
- March 26
- 2001 Jennifer Pursell
- April 2; Pitcher
- 2000 Kellie Wilkerson
- February 21
- Karrie Rider
- March 13
- Keri McCallum
- April 3
- 1999 Keri McCallum
- March 9
- Autumn Anderson
- April 6; Pitcher
- 1998 Michelle Gates
- March 31
- 1997 Alicia Judd
- April 29; Pitcher

Academic All-SEC

- 2007 Sammie Jo Bailey
- Nakita Boyce
- Stephanie Comeaux
- Courtney Bures
- Katie Cooley
- Hayle Guess
- Sara Hickerson
- Blair Hewett
- Lindsay Hunley
- Katie Johnson
- Michelle Kinney

2006
Gina McCloud
Kelli Miller
Nakita Boyce
Courtney Bures
Stephanie Comeaux
Katie Cooley
Blair Hewett
Hayle Guess
Sara Hickerson
Lindsay Hunley
Katie Johnson
Michelle Kinney
Gina McCloud
Kelli Miller
Callye Williams
Allison Meyer

2005
Stephanie Comeaux
Katie Cooley
Blair Hewett
Hayle Guess
Sara Hickerson
Katie Johnson
Michelle Kinney
Kelli Miller
Jennifer Jessup
Callye Williams
Tanelda McDonald
Keri McFarling
Blair Brown
Kate Jaspers
Jennifer Jessup
Lindsay Nelson
Iyhia McMichael
Kelli Miller
Tanelda McDonald
Meagan O'Nan
Stephanie Owens
Krystal Tillman
Jennifer Waterman
Brandi Watkins
Callye Williams
Brooke Best
Blair Brown
Kate Jaspers
Jennifer Jessup
Iyhia McMichael
Amy Mosley
Lindsay Nelson
Krystal Tillman
Jennifer Waterman

2004
Katie Cooley
Blair Hewett
Hayle Guess
Sara Hickerson
Katie Johnson
Michelle Kinney
Kelli Miller
Jennifer Jessup
Callye Williams
Tanelda McDonald
Keri McFarling
Blair Brown
Kate Jaspers
Jennifer Jessup
Lindsay Nelson
Iyhia McMichael
Kelli Miller
Tanelda McDonald
Meagan O'Nan
Stephanie Owens
Krystal Tillman
Jennifer Waterman
Brandi Watkins
Callye Williams
Brooke Best
Blair Brown
Kate Jaspers
Jennifer Jessup
Iyhia McMichael
Amy Mosley
Lindsay Nelson
Krystal Tillman
Jennifer Waterman

2003
Gina McCloud
Kelli Miller
Nakita Boyce
Courtney Bures
Stephanie Comeaux
Katie Cooley
Blair Hewett
Hayle Guess
Sara Hickerson
Lindsay Hunley
Katie Johnson
Michelle Kinney
Gina McCloud
Kelli Miller
Callye Williams
Allison Meyer

2001
Brooke Best
Brooke Best
Chris Bushby
Jenny Hehnke
Nichole Henry
Jennifer Jessup
Anna Joyce Lott
Kendell Kimbrough
Keri McCallum
Jennifer Nelson
Karrie Rider
Robyn Schlagheck
Cheri Smith
Kasey Whitehead
Kellie Wilkerson

2000
Chris Bushby
Jenny Hehnke
Kendell Kimbrough
Keri McCallum
Robyn Schlagheck
Michelle Gates
Nichole Henry
Anna Joyce Lott
Karrie Rider
Autumn Anderson
Chris Bushby
Tracy Clark
Michelle Gates
Jenny Hehnke
Nichole Henry
Kendell Kimbrough
Anna Joyce Lott
Keri McCallum
Karrie Rider
Robyn Schlagheck
Ariana Benardo
Chris Bushby
Jenny Hehnke
Alicia Judd
Aimee Juedemann
Keri McCallum
Kendell Kimbrough
Karrie Rider

1999
Autumn Anderson
Chris Bushby
Tracy Clark
Michelle Gates
Jenny Hehnke
Nichole Henry
Kendell Kimbrough
Anna Joyce Lott
Keri McCallum
Karrie Rider
Robyn Schlagheck
Ariana Benardo
Chris Bushby
Jenny Hehnke
Alicia Judd
Aimee Juedemann
Keri McCallum
Kendell Kimbrough
Karrie Rider

1998
Ariana Benardo
Chris Bushby
Jenny Hehnke
Alicia Judd
Aimee Juedemann
Keri McCallum
Kendell Kimbrough
Karrie Rider

Freshman Academic All-SEC
2007 Chelsea Bramlett
Jessie Bailey
Laurie Siebert

2005
Nakita Boyce
Courtney Bures
Lindsay Hunley
Gina McCloud
Allison Meyer
Katie Cooley
Blair Hewett
Hayle Guess
Sara Hickerson
Katie Johnson

2004
Nakita Boyce
Courtney Bures
Lindsay Hunley
Gina McCloud
Allison Meyer
Katie Cooley
Blair Hewett
Hayle Guess
Sara Hickerson
Katie Johnson

TEAM HONORS

Most Valuable Player
2007 Courtney Bures
2006 Blair Hewett
2005 Courtney Bures
2004 Iyhia McMichael
2003 Iyhia McMichael

Top Hitter
2007 Chelsea Bramlett
2006 Courtney Bures
2005 Courtney Bures
2004 Iyhia McMichael
2003 Iyhia McMichael

Most Valuable Pitcher
2007 Kelli Miller
2006 Ragan Blake
Stephanie Comeaux
2005 Kelli Miller
2004 Melissa Massey
2003 Melissa Massey

Most Improved Player
2007 Sara Hickerson
2006 Nakita Boyce
2005 Tanelda McDonald
2004 Tanelda McDonald
2003 Jennifer Waterman

Gold Glove
2007 Courtney Bures
2006 Courtney Bures
2005 Callye Williams
2004 Kate Jaspers
2003 Brooke Best

Rookie Of The Year
2007 Chelsea Bramlett
2006 Sammie Jo Bailey
2005 Courtney Bures
2004 Hayle Guess
2003 Callye Williams

MTXE
2007 Katie Johnson
2006 Blair Hewett
2005 Jennifer Jessup
2004 Meagan O'Nan
2003 Jennifer Jessup

1997-02 TEAM HONORS

Most Outstanding Player
2002 Kellie Wilkerson
2001 Kellie Wilkerson
2000 Keri McCallum
1999 Keri McCallum
1998 Autumn Anderson
1997 Keri McCallum

Most Inspirational Player
2002 Iyhia McMichael
2001 Amy Mosley
2000 Karrie Rider
1999 Jenny Hehnke
1998 Chris Bushby
1997 Karrie Rider

ALL-TOURNAMENT TEAMS

NCAA Region Tournament
2002 Kellie Wilkerson (Region 3)
2000 Keri McCallum (Region 1)

SEC Tournament
2004 Iyhia McMichael
2003 Jennifer Nelson
2001 Kellie Wilkerson
1999 Kellie Wilkerson
Keri McCallum
1998 Autumn Anderson
Nichole Henry
Michelle Gates
Karrie Rider

NFCA Leadoff Classic
2007 Hayle Guess

Speedline Invitational
2002 Kellie Wilkerson
Iyhia McMichael
2000 Karrie Rider
Jennifer Pursell
1999 Keri McCallum
Michelle Gates

NIST Tournament
1997 Keri McCallum

Troy Cox Classic
2003 Iyhia McMichael
Jennifer Jessup

Mardi Gras Tournament
1997 Michelle Gates

Georgia Tech Buzz Classic
2005 Jennifer Jessup

Ragin' Cajuns Invitational
2005 Courtney Bures

Compass Bank Invitational
2006 Stephanie Comeaux
Hayle Guess

MSU Bulldog Round-Robin
2007 Courtney Bures
Kelli Miller
Chelsea Bramlett
Nakita Boyce
Courtney Bures
Ragan Blake
Stephanie Comeaux
Nakita Boyce
Hayle Guess
2005 Courtney Bures
Kelli Miller
Callye Williams
Lindsay Hunley
Katie Johnson
2004 Melissa Massey
Kate Jaspers
Jennifer Waterman
Meagan O'Nan
Iyhia McMichael

MSU Bulldog Classic
2006 Sammie Jo Bailey
Hayle Guess
Stephanie Comeaux
Courtney Bures
Callye Williams
Katie Cooley
Tanelda McDonald
Blair Hewett
Callye Williams
Nakita Boyce
Kelli Miller
2004 Iyhia McMichael
Blair Brown
Jennifer Waterman
Meagan O'Nan
Stephanie Comeaux
Melissa Massey
Kelli Miller
Brandi Watkins
Kellie Wilkerson
Brooke Best
Iyhia McMichael
Jennifer Jessup
Jennifer Nelson
Kellie Wilkerson
Lindsay Nelson
2000 Kellie Wilkerson
Karrie Rider
Keri McCallum
Jennifer Nelson



KATIE COOLEY

ATHLETIC Excellence

Mississippi State student-athletes have been achievers on the playing fields and off them. For every Bulldog winning all-SEC or All-America honors, another earns recognition for academic achievement. Players are coached to greatness throughout the MSU athletic program.

Bulldog catcher **EDWARD EASLEY** (R) was named the winner of the 2007 Coleman Company Johnny Bench Award as the nation's top collegiate catcher. Bench (L) presented Easley with the award. Easley also won the 2007 Cellular South Ferris Trophy as Mississippi's top collegiate baseball player.

NCAA

IYHIA McMICHAEL, who concluded her career in 2004, is the only two-time SEC Softball Athlete of the Year in league history.

LAURENT MIQUELARD (L) and **JOC SIMMONS** won the NCAA men's tennis doubles national championship in 1994.

LAWRENCE ROBERTS was the SEC Player of the Year in 2004 and a national finalist for the Wooden Award, given annually to college basketball's top player.

Great Players



As a relief pitcher with the Boston Red Sox, **JONATHAN PAPELBON** was named to the MLB All-Star game in each of his first two seasons.

JERIOUS NORWOOD concluded his football career in 2005 as the school's single-game and career rushing leader. He was named winner of the Conerly Trophy as the state's top college football player, was selected to play in the Senior Bowl, and was taken by the Atlanta Falcons in the NFL Draft.

LATOYA THOMAS concluded her career in 2003 as a two-time SEC Player of the Year and became only the sixth player in NCAA Division I history to be named a four-time Kodak All-America.

TIFFANY McWILLIAMS won the NCAA national championship in the 1500 meter run in 2003 and '04, and the national title in the indoor mile in 2004.

ATHLETIC Excellence

State's coaches care for their student-athletes and the school's sports programs. Each has a passion for their specialty, experience as a player and coach, and expertise to instruct at the highest levels. Their goal is to coach champions on the field and mold productive college graduates from the university's classroom.

SYLVESTER CROOM was named head coach at MSU in December 2003, an announcement that brought immediate national attention to the Bulldog football program.



CHRISTI SANDERS (back left) has the longest, consecutive coaching reign of any head coach at State, with 20 seasons at the helm of the women's golf program. She has twice been named SEC Coach of the Year (1990, 2000).

RON POLK has guided six MSU squads to the College World Series, including the 2007 Diamond Dogs and 20 teams to NCAA regional showings.

RICK STANSBURY'S men's basketball teams have averaged better than 20 wins per year under his guidance and have participated in postseason play seven times in his nine years.

NEIL MACDONALD is the only head coach to guide the MState soccer program to an SEC Tournament appearance in his first season (2004).

On Nov. 10, 2006, SHARON FANNING became the 29th NCAA Division I women's basketball head coach to reach the 500-win plateau. Fanning is also the winningest basketball coach in Lady Bulldog history.


Great Teachers

A black and white photograph of Clay Homan, a man wearing a baseball cap and a striped polo shirt, standing with his arms crossed.


CLAY HOMAN, a second-team all-SEC performer during his MState playing career, has led the men's golf program to 32 top 10 finishes in four years.

A black and white photograph of Tracy Lane, a woman wearing sunglasses and a white sleeveless shirt with an 'M' logo, pointing her finger.


TRACY LANE has the most wins of any head women's tennis coach in MSU history. She directed the 2005 Lady Bulldogs to an SEC Western Division title and has guided MSU to four NCAA Championship berths in her 11 seasons at the State helm.

A black and white photograph of Jay Miller, a man wearing a baseball cap and a white polo shirt with an 'M' logo, pointing his finger.

JAY MILLER is one of the most respected coaches around the country, and a key contributor to USA Softball in various capacities. He has directed the State softball program to four NCAA postseason appearances in his five seasons.

A black and white photograph of Tina Seals, a woman wearing a white jacket, pointing her finger.

TINA SEALS returned to her alma mater as head volleyball coach in 2004. The school's first All-SEC volleyball performer guided the Bulldogs in 2006 to their most wins since 1996 and a school-record for SEC wins.

A black and white photograph of Al Schmidt, a man wearing a baseball cap and a white polo shirt, interacting with a female athlete.

Now in his second decade as the head coach of the men's and women's track teams, **AL SCHMIDT** has coached three MState athletes to national titles.

ATHLETIC Excellence

MSU has played in the SEC Football Championship Game, the basketball Final Four, the baseball College World Series, and in numerous NCAA national title events since 1996. The last decade has brought overall achievement unmatched at State, and each new generation adds more hardware to the school's trophy cases.



The 1999 Maroon football team won its first eight games of the season, amassed 10 victories for just the second time in school history, and defeated Clemson in the Peach Bowl at Atlanta. Quarterback Wayne Madkin (above), State's all-time leading passer, was named the bowl game's Most Valuable Offensive Player.

State won the SEC Western Division title in 1998 and held a fourth-quarter lead on eventual national champion Tennessee in the league championship game at the Georgia Dome. The Bulldogs' appearance in the championship game garnered the school a berth in the 1999 Cotton Bowl.

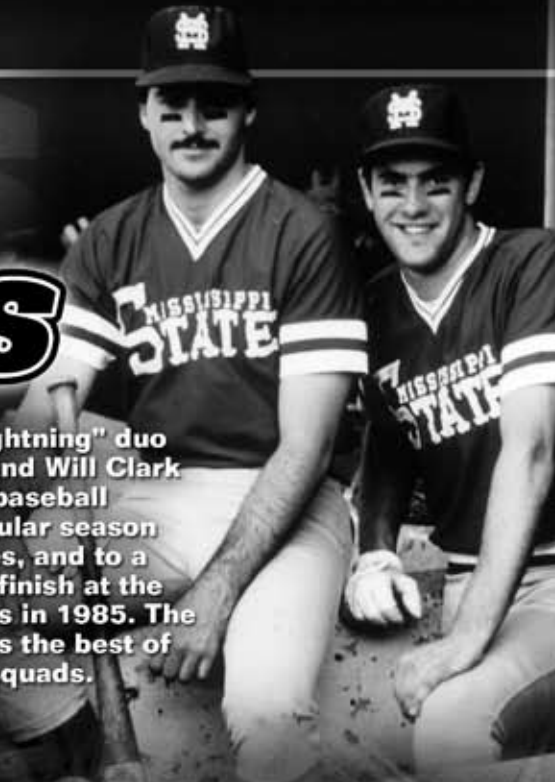


MSU's 1998 men's tennis team was one of two Bulldog squads that reached the NCAA semifinals, losing to perennial national champion Stanford. The '98 team was one of 10 State net teams that earned NCAA Sweet 16 berths from 1991-2001.




State's soccer team captured the 2001 SEC Western Division crown, the first SEC championship of any kind by an MSU women's team. That title came in just the sport's seventh year of existence on the campus.


Great Teams




The "thunder and lightning" duo of Rafael Palmeiro and Will Clark guided the Bulldog baseball program to SEC regular season and tournament titles, and to a national third-place finish at the College World Series in 1985. The '85 team's finish was the best of MSU's seven CWS squads.



The 1995-96 Mississippi State men's basketball team earned the school's first-ever NCAA Final Four appearance after claiming the program's first SEC Tournament title and winning the SEC Western Division crown.



The Lady Bulldog basketball team has gone to eight postseason appearances under Head Coach Sharon Fanning, including four NCAA Tournament appearances.



The MState men's golf team captured the school's second-consecutive SEC Tournament title in 1997 and participated in NCAA regional competition for just the second time in school history.

ATHLETIC Excellence

Mississippi State athletes play in some of the nation's finest facilities. Almost every Bulldog competition site has either been constructed or renovated in the last 15 years. During that time along, more than \$60 million in facility enhancements have been made.



DAVIS WADE STADIUM AT SCOTT FIELD: Near-sellout crowds have become the norm at Davis Wade Stadium at Scott Field, where the Bulldogs have played before masses reaching 85 percent of stadium capacity. Since the 2000 season when expansion and renovation projects gave the nation's second-oldest stadium a gleaming new look, crowds have grown by nearly 30 percent.



PITTS TENNIS CENTRE: Considered among the finest tennis facilities in the collegiate ranks, the modern, six-court, 1,000-seat A.J. Pitts Tennis Centre recently completed its 24th year serving the men's and women's programs. Recent enhancements at the facility include new locker areas and concession stands (1998) and a permanent press box (2004).

**W.O. SPENCER STADIUM/
CARL MADDOX TRACK:** Co-named in honor of a two-time Mississippi State Olympian and a former MSU athletic director, the W.O. Spencer Stadium/Carl Maddox Track has served as host to the Southeastern Conference Outdoor Track and Field Championships three times since 1985, joining Tennessee as the most frequent host for that event during that time.



DUDY NOBLE FIELD, POLK-DEMENT STADIUM: One of the nation's leaders in baseball season ticket sales and attendance, Dudy Noble Field, Polk-Dement Stadium still holds the nation's on-campus single-game attendance mark — 14,991. With a seating capacity of more than 7,000 and more space in the world-famous outfield, *Sports Illustrated* magazine named the park, the "Best Place To Watch College Baseball" in a 1997 issue.

NEWELL GRISSOM BUILDING:

The 12,000-square foot, hardwood-floored Newell-Grissom Building serves as the home for Mississippi State's volleyball program and serves as a practice facility for both of the school's basketball programs. A state-of-the-art heating and air conditioning system was installed in 2004.

Great Places



MSU GOLF COURSE:

Nominated by *Golfweek* and *Golf Digest* magazines as one of the premier public golf courses in the United States, Mississippi State's championship University Golf Course is the home to the men's and women's programs. The 18-hole course was recently furnished with a 5,000-square-foot clubhouse, complete with locker areas, snack bar, golf shop and classroom.



HUMPHREY COLISEUM: Season ticket sales records and all-time attendance marks have also been set over the past decade by Bulldog and Lady Bulldog basketball teams in the Humphrey Coliseum, the state's largest on-campus basketball arena. The latest addition to the facility was a \$1.8 million, center-hung, four-sided video scoreboard and jumbotron screen installed in 2004.



MSU SOCCER FIELD: Built in 1995, the lighted Mississippi State Soccer Field gives the Bulldog women one of the finest playing surfaces in the Southeast, a 114-yard long, 72-yard wide regulation NCAA Championship field. The lush turf is Mississippi Pride grass, developed by researchers on the MSU campus.



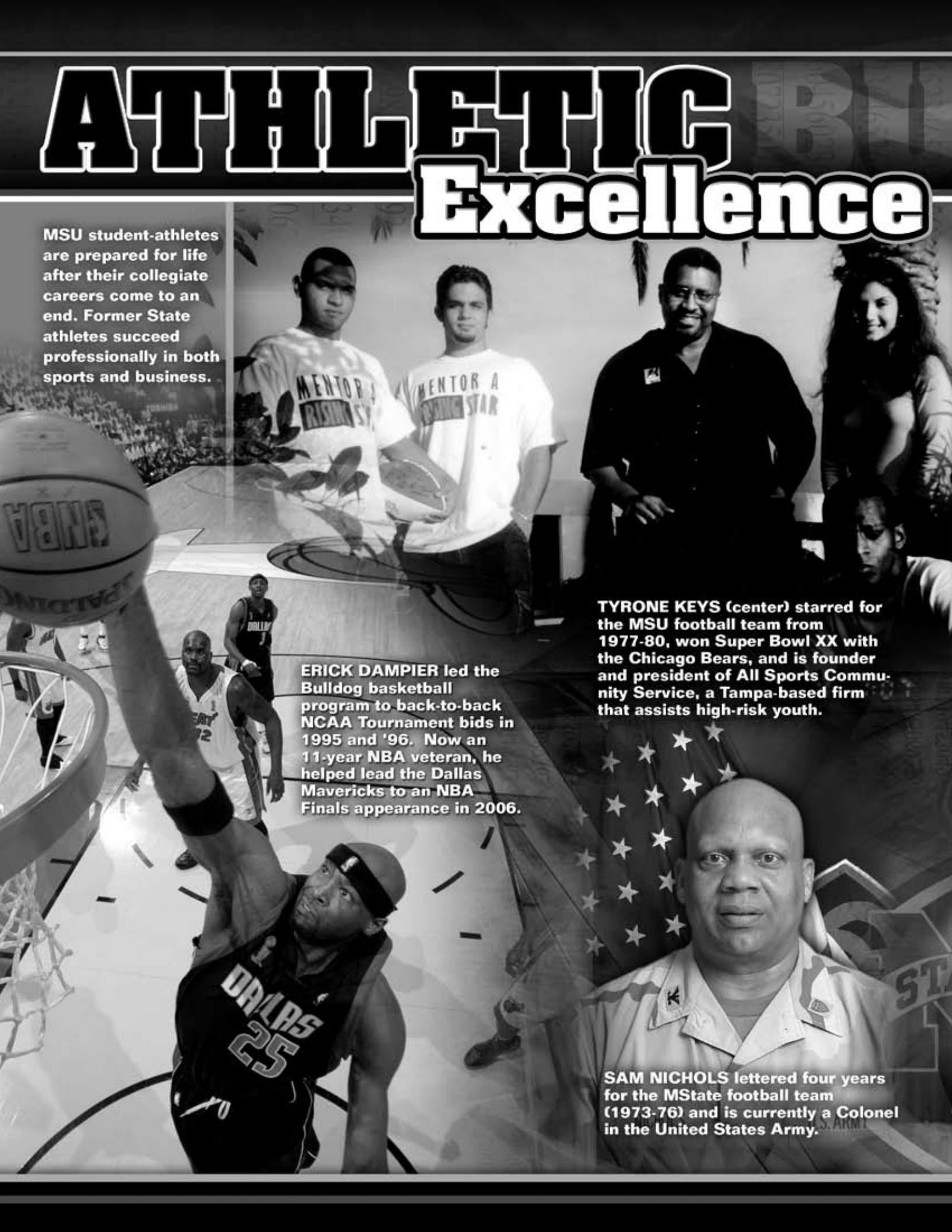
MSU SOFTBALL FIELD: Constructed in 1997, the Mississippi State Softball Field has undergone almost constant improvement at the northern-most point of campus. Lights were added to the facility in 1998, brick work was added to the dugouts two years later and, in 2001, additional batting cages were built. In 2005, softball moved into a new locker, training and meeting facility adjacent to the park.



BRYAN BUILDING: The state-of-the-art John H. Bryan Athletic Administration Building is the crown jewel of MSU's expansion projects of the last decade. Opened in 1996, this showcase facility is named for longtime Bulldog friend and supporter John H. Bryan Sr., and houses athletic administration, football, ticket, athletic development and media relations offices.

ATHLETIC Excellence

MSU student-athletes are prepared for life after their collegiate careers come to an end. Former State athletes succeed professionally in both sports and business.



ERICK DAMPIER led the Bulldog basketball program to back-to-back NCAA Tournament bids in 1995 and '96. Now an 11-year NBA veteran, he helped lead the Dallas Mavericks to an NBA Finals appearance in 2006.

TYRONE KEYS (center) starred for the MSU football team from 1977-80, won Super Bowl XX with the Chicago Bears, and is founder and president of All Sports Community Service, a Tampa-based firm that assists high-risk youth.

SAM NICHOLS lettered four years for the MState football team (1973-76) and is currently a Colonel in the United States Army.

BAILEY HOWELL, who still ranks second on the school's all-time basketball scoring list, enjoyed a 12-year career in the NBA and was elected to the Basketball Hall of Fame in 1997.

Great Alumni

ROSA MARIELLA (JIMINEZ) MAHAN was an ITA All-Academic Scholar women's tennis player for State in 1988, and is Senior VP and Regional Manager for Central America, the Caribbean, and Northern South America for Prisma Energy International in Houston, Texas.

BUCK SHOWALTER, currently a senior advisor to baseball operations for the Cleveland Indians, was an all-America baseball player at MSU in 1977 and has managed three clubs in the major leagues, including the Texas Rangers.

BOBBY THIGPEN helped MSU baseball to the College World Series in 1985 and still holds the Major League record for saves in a season (57 in 1990 with the Chicago White Sox).

Bulldog right-hander **JEFF BRANTLEY** (1982-85) still holds SEC records for pitching wins in a season (18) and career (45). He is now a radio broadcaster for the Cincinnati Reds.



The BULLDOG

Academics

While the MSU athletic program has experienced success both on the field and court, Bulldog and Lady Bulldog athletes are excelling where it counts the most — in the classroom. During the 2006-07 school year, 153 MState athletes earned SEC Academic Honor Roll honors.

Featuring 2005 graduates (L-R) Shane Power, Ontario Harper, Wesley Morgan and Branden Vincent, coach Rick Stansbury's Bulldogs lead all SEC schools with a total of 20 SEC Academic Honor Roll recipients in men's basketball over the past five seasons.

Burke Masters was a two-time First Team GTE-CoSIDA Academic All-American (1989 and 1990), four-time SEC Academic Honor Roll selection and the 1990 Boyd McWhorter SEC Scholar-Athlete of the Year.


A two-time Academic all-SEC selection, Kate Jaspers racked up numerous academic awards while at MSU. She was twice named ESPN the Magazine Academic All-American, and a three-time NFCA Scholar Athlete All-America. In 2004, Jaspers was named the SEC Scholar-Athlete of the Year, as well as the CoSIDA Academic Player of the Year.

Annemarie Pimentel was a four-year soccer letterwinner. While at State, she was a three-time Academic all-SEC selection, while being named to the GTE and Verizon Academic All-District teams. Her career culminated in being selected the 2000 SEC Boyd McWhorter Post-Graduate Scholarship winner, awarded to the student-athlete who best demonstrates excellence in athletics, academics and community service.



WAY

Traditions



The most unique and certainly the most resounding symbol of MSU tradition is the cowbell. Cowbells decorate homes and offices of MSU alumni, and are passed down through generations of Bulldog fans. Although banned from SEC games since 1974, the ruling has not damaged the cowbell's historical importance.

Mississippi State is deep with tradition. From Bully to cowbells and the maroon and white, evidence of *The Bulldog Way* are found deep in the heart of every State graduate.

HAIL STATE (FIGHT SONG)

*Hail dear 'ole State,
Fight for that victory today;
Hit that line and 'tote that ball;
Cross the goal before you fall,
And then we'll yell, yell, yell, yell!
For dear 'ole State we'll yell like hell!
Fight for Mis-sis-sip-pi State,
Win that game today.*


MAROON AND WHITE (ALMA MATER)

*In the heart of Mississippi,
Made by none but God's own hands,
Stately in her nat'ral splendor
Our Alma Mater proudly stands;
State College of Mississippi,
Fondest mem'ries cling to thee,
Life shall hoard thy spirit ever,
Loyal sons we'll always be.*

Chorus:

*Maroon and White! Maroon and White!
Of thee with joy we sing;
Thy colors bright our souls delight,
With praise our voices ring.*

*Tho' our life some pow'r may vanquish,
Loyalty can't be o'er run;
Honors true on thee we lavish
Until the setting of the sun;
Live Maroon and White for ever,
Ne'er can evil mar thy fame,
Nothing us from thee can sever,
Alma Mater we acclaim.*



MSU's athletic teams are called the Bulldogs, a named earned and maintained over the decades by the tough, tenacious play of student-athletes wearing the maroon and white. The official school mascot is an American Kennel Club registered English Bulldog, given the inherited title of "Bully." A costumed Bully often makes his presence known at various athletic events.

MISSISSIPPI State

MSU has the largest enrollment in the state of Mississippi. Founded as a land-grant institution, its grass, flowers and trees are as prevalent as buildings, sidewalks and parking lots. Large enough to sport diversity in all areas, the university still maintains a warm, friendly atmosphere.

Ruby Hall, a residence hall with the largest single room size in university history, opened in August 2006. A co-residential, 160,000-square foot, three-story freshman hall, Ruby is located at the north end of campus, in convenient proximity to the Colvard Union, the Perry Cafeteria, Mitchell Memorial Library, the Sanderson Center and all athletic facilities. Ruby Hall offers students the latest in technology, including Ethernet access, full wireless internet coverage, a refrigerator and microwave, and free cable with HBO in each room.



The Colvard Union is a popular meeting place for MSU students. Whether working on a group project, enjoying the food court, or simply relaxing, the student union is one of the campus' main meeting places.

The Chapel of Memories and Carillon Tower were built with bricks from Old Main Dormitory, the largest residence hall in the country when constructed, later destroyed by fire in 1959. The Chapel of Memories, which hosts numerous weddings each year, is one of the most-recognized landmarks on campus.

The Drill Field, located squarely in the center of campus, shows the expanse of greenery for which the campus is famous.



The People's University



When built in the 1920s, Perry Cafeteria was the largest dining hall in the country. The 300-foot long, Gothic style interior is one of the most beautiful buildings on the campus. It has accommodations for 600 students, faculty and staff and serves as the dining hall for MSU athletes.

The \$19 million, 150,000-square foot Sanderson Center recreation complex opened to students in 1996. The state-of-the-art facility offers recreational opportunities in aquatics, fitness and aerobics, strength and conditioning, and intramural sports.



Barnes & Noble opened on the MSU campus in August 2006 and features a world-class bookstore, apparel and gift shop, and café.





UNIVERSITY PRESIDENT



DR. ROBERT H. FOGLESONG

University President
West Virginia, 1968
Joined MState: April 2006

Doc Foglesong was born and raised in Mingo County, West Virginia. He's the son of a steam fitter on the railroad and a first-grade teacher. He attended West Virginia University and eventually earned his bachelor's, master's, and doctorate in chemical engineering—and married his former English teacher—Mary Thrasher Foglesong of Sistersville, West Virginia.

Currently, Foglesong is the President of Mississippi State University—a land-grant school of more than 16,500 students committed to excellence in teaching, research, and service. His vision is for the university to be the most respected land-grant school in the Southeast. He also is President and Executive Director of the Appalachian Leadership and Education Foundation, an organization committed to finding, mentoring, and developing young men and women who will be the next generation of leadership across Appalachia.

Foglesong has been designated by the President of the United States as the Co-Chairman of the Joint US - Russia Commission on POWs/MIAs. He is also a Director on the Board of Massey Energy and a Director on the Board of the Michel Baker Corp.

Foglesong previously was a four-star general in the United States Air Force. He flew fighters, was a senior leader in organizations equivalent to companies ranking 9th, 110th, and 430th on the Fortune 500 List, and worked directly with the most senior national leaders including congressional members, cabinet members, and heads of state.

Foglesong received numerous awards for leadership. He is a member of the Council on Foreign Relations, has written more than 60 publications that cover a range of topics, and has an honorary Doctorate of Strategic Intelligence. He likes to run and collect slide rules and blow torches.



THE FOGLESONG FILE

PERSONAL

Birthdate: July 13, 1945
Birthplace: Williamson, W. Va.
Hometown: Williamson, W. Va.
Family: Wife (former Mary Thrasher);
Children (sons David and Mark)

AIR FORCE ASSIGNMENTS

table { border-collapse: collapse; width: 100%; }
tr { border-bottom: 1px solid black; }
tr td { padding: 5px; vertical-align: top; }
tr td { padding: 5px; vertical-align: top; }
1972-1973	Student, Undergraduate Pilot Training *Columbus Air Force Base, Miss.*
1973-1976	T-41 instructor pilot, 557th Flying Training Squadron Peterson Field, Colo., and USAFA, Colorado Springs, Colo.
1976-1977	Aide-De-Camp to the Commander, Korea 314th Air Division *Osan Air Base, South Korea*
1977-1979	AT-33, EB-57 instructor pilot Flight examiner and Asst. operations officer 17th Defense Systems Evaluation Squadron *Malmstrom AFB, Mont.*
1979-1980	AT-33 instructor pilot and commander, Detachment 1 24th Air Defense Squadron *Malmstrom AFB, Mont.*
1980-1982	F-15 pilot and squadron scheduler 9th Tactical Fighter Squadron Chief of quality assurance 49th Tactical Fighter Wing Commander, 49th Component Repair Squadron *Holloman AFB, N.M.*
1983-1985	Special Assistant for Tactical Issues Executive Officer for the Deputy Chief Of Staff For Research, Development and Acquisition *Headquarters U.S. Air Force, Washington, D.C.*
1985-1987	Special Assistant to the Commander Chief Combat Analysis Division Headquarters Tactical Air Command *Langley AFB, Va.*
1987-1988	F-16 pilot and Assistant Deputy Commander for Operations 31st Tactical Fighter Wing *Homestead AFB, Fla.*
1988-1990	Chief of Staff of the Air Force Chair Professor of Joint and Combined Warfare *National War College, Fort Lesley J. McNair, Wash.*
1990-1991	F-16 pilot and Chief of Maintenance 347th Tactical Fighter Wing *Moody AFB, Ga.*
1991-1993	Director, Chief of Staff of the Air Force's Staff Group Headquarters U.S. Air Force, Washington, D.C.
1993-1993	Commander, 14th Flying Training Wing *Columbus AFB, Miss.*
1994-1995	Commander, 51st Fighter Wing *Osan AB, South Korea*
1995-1997	Deputy Director for Politico-Military Affairs, the Joint Staff *Washington, D.C.*
1997-1999	Assistant to the Chairman, Joint Chiefs of Staff *Washington, D.C.*
1999-2000	Commander, 12th Air Force U.S. Southern Command Air Forces *Davis-Monthan AFB, Ariz.*
2000-2001	Deputy Chief Of Staff for Air and Space Operations *Headquarters U.S. Air Force, Washington, D.C.*
2001-2003	Vice Chief of Staff, Headquarters U.S. Air Force *Washington, D.C.*
2003-2004	U.S. Air Forces in Europe; Commander Allied Air Component Command Ramstein Air Component Commander U.S. European Command *Ramstein AB, Germany*
2005-2006	Commander, U.S. Air Forces in Europe Commander, Allied Air Component Command Ramstein Air Component Commander, U.S. European Command, Ramstein AB, Germany Director, Multinational Joint Air Power Competence Center *Kalkar, Germany*



LARRY TEMPLETON
Director of Athletics
Mississippi State, 1969
Joined MState: 1969

During his career as athletic director at Mississippi State, Larry Templeton has guided the sports program to unparalleled success and overseen accomplishments never attained in the near-100 years the school played on athletic fields and courts prior to his tenure. He has overseen achievement by State student-athletes in the classroom and in competition with the nation's premier programs. And he has done all that while operating within the department's now \$30 million budget.

Mississippi State competes for championships in every sport program, its athletes continue to excel in the classroom, and the department has operated in the black while expanding its varsity athletic sport program and drastically improving its facilities. Templeton has overseen all that and more as the head of the program.

On the playing field, the decade of the '90s saw virtually every State sport establish a best-ever finish. The start of the new millennium has been no different with MSU sports teams having qualified for postseason play 51 times during the past seven seasons; a school-record 12 did so in 2004-05.

But State's student-athletes are not just succeeding on the playing field. MSU's men's and women's athletes recorded the highest combined grade point average during the 2005-06 academic year in the 18 years in which student-athlete grades have been tracked. In 14 of the last 16 years, the Bulldog football team has been one of just a handful of schools cited by the American Football Coaches Association for having a graduation rate exceeding 70 percent. MSU is the only school in the SEC to make that list with that much frequency. In spring 2007, exactly one-half of all scholarship student-athletes at Mississippi State earned a grade point average of 3.00 or higher.

MSU has produced the SEC's Male and Female Scholar-Athlete of the Year three times each during Templeton's tenure. And over the past seven years, State is second among league schools in number of Academic all-SEC selections in the sports in which MSU competes.

Templeton oversaw Mississippi State's move to come into compliance with the SEC's Gender Equity plan, adding women's soccer and softball to the school's varsity sport menu. The first season of soccer was in 1995, while softball began competition in 1997. Since that time, the soccer team has won the SEC Western Division title (2001) and the softball team has never had a losing season and has qualified for NCAA postseason play six of the last eight years.

And for the 20th year in a row this past year, the MSU athletic program joined just a small group of NCAA Division I schools nation-wide to finish in the black financially at year's end.

Templeton's work also stretches far from the Starkville campus. He has served as chairman of the SEC's athletic directors since 1990. He is serving a second term on the prestigious NCAA Baseball Committee, currently serving as that committee's chairman. He is a former member of the NCAA Championship Committee, the NCAA Management Council and the NCAA Bowl Certification Committee.

Templeton is married to the former Linda Jo Nichols. They have a son, Brian, who received his second degree (landscape architecture) at Mississippi State in May 2002. A second son, Stephen, received his doctorate from Mississippi State in August 2002, and a daughter, Nici, is an attorney in Columbia, S.C. Granddaughters Ella Grace and Addison McSwain Comer, and Eliana Xiaojong Nichols live in Columbia, S.C., and Chattanooga, Tenn., respectively.



ANN CARR
Associate AD/Women's Sports
Mississippi State, 1990
Joined MState: 1993

A veteran of 12 years in athletic administration at MSU and a former Lady Bulldog athlete, Ann Carr was named the university's associate athletic director for women's sports in June 2006.

Carr is in her second stint within the State athletic department following seven years as Assistant Athletic Director for Student Life. In that position, she worked with the personal development of MSU's student-athletes in addition to continuing her prior responsibilities as academic counselor for the Bulldog football team.

Carr serves as the director of the department's Life Skills program, which includes the support systems and career programs for all MSU student-athletes, and its CHAMPS program (Challenging Athletes' Minds for Personal Success).

As SWA, Carr will oversee the operation and supervision of MSU's women's sport program. Hired in 1993 as an assistant director in the athletic academic office, she returned full-time to MState in 1999 following a one-year stay in a similar capacity at the University of Southern Mississippi.

A native of Brookhaven, Miss., Carr was a four-year letter winner on the Mississippi State women's basketball team (1986-90). When Carr finished her women's basketball playing career, she ranked first on the career leaders list in free-throw percentage, shooting 75.8 percent over a four-year span. She also ranked 12th on the career points list, having scored 762 points in her tenure, averaging 8.3 points per contest. In rebounding, Carr brought down 597 boards (6.5 per game) to finish her career sixth on the all-time list in rebounds and rebounding average. She also finished her career holding the individual record in most three-point field goals made (five) in a single game.

A 1990 graduate of State, she later earned her master's degree in counseling from the institution in 1992.



Greg Byrne
Assoc. Athletic Director
External Affairs



Dr. David C. Boles
Assoc. Athletic Director
Student Services



Jim Ellis
Assoc. Athletic Director
Marketing & Corporate
Development



Straton Karatassos
Assoc. Athletic Director
Athletic Development



Duncan McKenzie
Assoc. Athletic Director
Internal Operations



Ray Berryhill
Asst. Athletic Director
Academics



Bracky Brett
Asst. Athletic Director
NCAA/SEC Compliance



Mike Richey
Asst. Athletic Director
Development



Bobby Tomlinson
Asst. Athletic Director
Facilities



Pat Wallace
Asst. Athletic Director
Ticket Operations



BULLDOGS IN USA SOFTBALL

Mississippi State and USA Softball

Since first really making a name for itself at the 1996 Olympics in Atlanta, representing the United States on the softball field has been a goal of many players to come through the collegiate ranks.

Many players who have donned the Maroon and White for Mississippi State have aspired to one day wear the Red, White and Blue while hustling, diving and sliding for the United States.

Since softball became an Olympic sport in 1996, the Bulldogs have contributed greatly to the success that the U.S. has enjoyed on the international stage.

USA Softball was created by the Amateur Softball Association to train, equip and promote the various national teams to competition both in the United States and on the mainland.

Bulldog head coach Jay Miller plays a vital role in helping guide and teach the athletes who are selected to carry on the rich tradition of success the United States has enjoyed for many years. Miller currently serves as a member of the U.S. National Team coaching staff.

Miller got his first taste of international coaching experience in 1987 as the pitching coach for the Netherlands Antilles' Pan-Am Games team. He joined the USA Softball coaching ranks in 1992 as a member of the USA Softball National Team Selection Committee, which was responsible for selecting the teams that compete in various international competitions, and he has served with the program ever since.

Miller has also enjoyed his share of success on the field for the U.S. at the international level. Just last summer he guided the United States Junior National Team that ventured to

The Netherlands and returned to the mainland with the 2007 Junior World Championship. In 2006 he coached the junior national team to the Pan American Qualifier title, securing the team a berth in the Pan-Am Games.

Throughout his numerous journeys with the national team program, Miller has had the opportunity to coach a trio of Bulldogs on the international stage. In 2006 he assisted Michigan head coach Carol Hutchins on the USA's World University Games team. That team included senior Bulldog shortstop Courtney Bures, who had earned NFCA All-Region accolades a year removed from claiming SEC Freshman of the Year and first team All-America honors.

Bures' selection to the United States' World



COURTNEY BURES & JAY MILLER

University Games team continues a rich tradition that previously included fellow all-Americans Iyhia McMichael and Kellie Wilkerson. Both competed extensively on various U.S. squads following the completion of MSU careers which saw them establish numerous school records.

Wilkerson, a four-time all-SEC selection, has seen extensive action on the international stage, competing with the 1999 junior national team, the USA Elite National Team, and the



KERI MCCALLUM

MICHELLE GATES

U.S. National Team in 2005 following a collegiate career in which she still rates as MSU's lone four-time all-American.

McMichael played on Miller's Elite squad that captured the 2003 Canada Cup. The two-time all-American clinched the title for the Americans, hitting a walk-off home run in the bottom of the 14th inning against Australia after Miller's squad knocked off the U.S. National Team in the semifinal.

Both players currently play in the National Pro Fastpitch league, as McMichael was the top selection for the Akron Racers who won a league title in 2005 after her game-winning home run against the Chicago Bandits. For McMichael, the successes professionally and at the international level are a continuation of her outstanding MSU career which included a pair of SEC Player of the Year honors.

Michelle Gates and Keri McCallum earned the program's first U.S. team selections since the program returned in 1997. The duo, who led State to the SEC Tournament finals in 1998 and the program's first NCAA regional appearance in 2000, were both invited by USA Softball to the Olympic Festival in 1998 and again in 1999.



COURTNEY BURES



IYHIA MCMICHAEL



KELLIE WILKERSON

Mississippi State Softball in the Professional Ranks

For more than a decade, fastpitch softball players have had the opportunity to continue their playing careers at the professional level through the Women's Professional Softball League and, currently, National Pro Fastpitch.


NPF is currently enjoying unprecedented success through regularly-televised games on ESPN and ESPN2 and rapidly-growing fan attendance. Since returning to the playing field, Mississippi State softball has played an integral role in the growth of the professional league dating back to the development of the WPSL.

The Bulldogs' impact on the professional league began with Autumn Anderson and Keri McCallum being drafted by the WPSL. Since then, eight other MSU alumni have gone on to compete in the WPSL or the NPF.

In its first season as NPF, the Akron Racers utilized the No. 1 overall senior draft pick to select former Bulldog all-American Lyhia McMichael.

Her former teammate, Kellie Wilkerson, was drafted by the league's New York/New Jersey Juggernaut. Both players have since captured a league title, as McMichael led the Racers to the 2005 crown a year after Wilkerson helped the Juggernaut to the 2004 championship.

Since entering the league, both McMichael and Wilkerson have consistently topped the NPF leaderboard in numer-



AUTUMN ANDERSON



KERI MCCALLUM



MICHELLE GATES




KARRIE RIDER



MELISSA MASSEY



JENNIER JESSUP



JENNIER WATERMAN



KASEY WHITEHEAD

ous offensive categories. The duo has also been tabbed to multiple NPF All-Star teams, and McMichael claimed the 2004 National Pro Fastpitch Most Valuable Player Award after leading the league in batting average (.339) and runs scored (34) and ranking third overall in home runs (four) and doubles (12).

Wilkerson finished immediately behind McMichael in the hitting title race, batting .331 with a league fourth-best 20 RBI while guiding the Juggernaut to the Cowles Cup which is presented annually to the league champion.

The very next season McMichael experienced the thrill of hoisting the championship trophy after she hit the game-winning home run off USA national team member Jennie Finch to clinch the title series for the Racers. That season McMichael and Wilkerson, who had moved to the New England Riptide, both finished among the top offensive players in the league.

Wilkerson concluded the year second in batting average after hitting .435. McMichael continued to solidify her place among the league's greats, ranking fifth with a .400 average and hitting 11 home runs which ranked right behind USA national team member Crystl Bustos for tops in the league and for the Racers.

Former Bulldog hurlers Melissa Massey and Kasey Whitehead joined McMichael on the Racers for a season, and several other former MSU standouts completed in the professional ranks in either NPF or the WPSL.


Anderson, a 1998 NFCA second team all-region selection in the circle, was selected with the ninth overall pick by the Durham Dragons in the 1999 WPSL draft. A year later, McCallum, MSU's first four-time all-SEC selection and a two-

time NFCA all-region winner, was selected with the 10th overall pick by the Tampa Bay Firestix. McCallum's former teammates, Michelle Gates and Karrie Rider, also enjoyed stellar careers in the professional softball ranks. Gates, who earned two all-region accolades playing third base for the Bulldogs, actually teamed with Rider for the Ohio Pride who lost in the 2000 WPSL championship series to the Florida Wahoos.






Enhancing Student



-  **34,000 Square-Foot Athletic Academic Center**
-  **\$10 Million Facility To Open In 2008**
-  **Academic Counselor Offices**
-  **Individual Tutor Rooms And Tutor Work Room**
-  **Individual Computer Rooms And Computer Work Station**
-  **Resource Room**
-  **Large Open Study Area**
-  **300-Seat Dining Room With Kitchen**



S T U D E N T A T H L E T E