



# MEET THE BULLDOGS

Last season, the Mississippi State softball team took a young squad that had to overcome numerous obstacles and finished the year with a strong run to its third-straight NCAA Tournament appearance and the eighth in the program's history.

The youthful squad had to deal with a rash of injuries throughout the season that forced the coaching staff to shift players to different positions.

Despite the obstacles and adversity, the Bulldogs rallied to win 11 of their final 17 regular-season games to earn a postseason bid to the NCAA Tallahassee (Fla.) Regional.

Head coach Jay Miller and his coaching staff enter 2010 optimistic that the team's perseverance a year ago coupled with a heralded freshman class that received national recognition from ESPN Rise can lead to a fourth-consecutive trip to the postseason.

## PITCHERS

The 2009 Mississippi State pitching staff was one of the deepest in Miller's tenure in Starkville, but injuries limited the staff's options toward the end of the season.



**MISTY FLESHER**

State loses Kelsey Nurnberg, but a healthy **Misty Flesher** returning to the circle along with sophomore standout **Lindsey Dunlap**, junior **Elizabeth Woolven** and a pair of heralded freshmen provides Miller's squad a deep, talented staff.

Flesher, State's lone right-hander, looks to be back at full speed after rehabbing a shoulder injury that limited her to just a handful of appearances early in the season.

The Lone Grove, Okla., native hopes to return to her freshman form when she won 20 games, second-most ever by a freshman, in leading the Bulldogs to a school second-most 41 wins and the NCAA Tempe (Ariz.) Regional.

Flesher not only led the Dawgs in wins during her rookie season, but she also posted team highs in complete games (16), innings (179.1), earned-run average (2.11) and strikeouts (119).

Flesher only tossed 7.1 innings last season, and her absence in the circle allowed the left-

hander Dunlap to gain valuable experience which will benefit her greatly heading into her sophomore campaign.

Dunlap ended up being State's top hurler, tallying 17 wins in her inaugural collegiate season and setting the school's freshman strikeout record with 161, a mark that ranks third all-time.

The Hueytown, Ala., native made 43 appearances last season, registering a team-best 217.2 innings and pacing the squad with four saves. The prep all-American also went the distance 20 times, including a pair of 10-inning efforts in wins over Auburn and No. 6 Georgia.

Woolven adds another left-handed glove to the pitching staff. The Nettleton, Miss., native was limited to 13 appearances in 2009, seeing most of her action in relief. Woolven picked up a save for State during her sophomore campaign, giving her five for her young career after netting four as a rookie.

The Bulldogs add another pair of left-handers in freshmen **Stephanie Becker** and **Kylie Vry**. The pair were part of State's signing class which was heralded as "Up and Coming" by ESPN Rise.

Becker showed her potential to contribute immediately during the fall, tossing seven innings of one-hit softball while leading the MSU pitchers with 14 strikeouts.

Her dominance during her first action as a Bulldog followed a stellar prep career at West Aurora High School in Illinois in which she claimed numerous all-state and all-conference accolades while setting school records with 82 career victories and 818 strikeouts.

Vry brings just as impressive a resume into her first season in Starkville. The Des Moines, Iowa, native enjoyed a stellar fall after leading the Florida Gold Coast Hurricanes to runner-up honors at the 2009 ASA Gold National Championship and the national title in 2008 against the best young competition in the country.

## CATCHERS

A pitching staff that is still relatively youthful will benefit greatly from having arguably the nation's best catcher behind the plate in senior **Chelsea Bramlett**.

Bramlett enters her final campaign in the Maroon and White fresh off a junior season in which she earned NFCA First Team All-American for the third-straight season and NFCA/Diamond Sports Catcher of the Year laurels for the second time in as many years.

The Cordova, Tenn., native has set numerous hitting and base-stealing records while leading the Dawgs at the plate in her first three seasons, but what many have over-looked are her contributions behind the plate.

Miller puts his 2010 Mississippi State edition on the field confident in Bramlett's ability to run the battery behind the plate following a summer playing alongside some of the best players in the world on the United States National Team.

Bramlett saw significant innings catching the likes of Jennie Finch, Cat Osterman and Monica Abbott while helping Miller's Red, White and Blue squad to gold medals at the Canada Cup, World Cup of Softball and Japan Cup.

Although Bramlett will see the majority of the innings behind the plate, she will have the oppor-



**CHELSEA BRAMLETT**

tunity to mentor the Dawgs' next wave of catchers which include sophomore **Ka'ili Smith** and junior newcomer **Chelsea Raines**.

Smith returns to the squad following a stellar freshman campaign in which she was the lone freshman to earn All-SEC accolades.

The Kapolei, Hawaii, standout finished her rookie season second on the squad in batting average (.323) while leading the Bulldogs in doubles (11), triples (4) and RBI (35).

State added some extra depth behind the plate this season with the addition of the junior college standout Raines. The native of nearby Ackerman, Miss., showed a solid bat and strong arm behind the plate during the fall following a stellar career at Holmes Community College in which she hit earned all-state honors while hitting 14 home runs and driving in 50 runs.

## INFIELD

The return of a strong infield has the Mississippi State coaching staff hoping to set the school fielding percentage record for a third-straight year.



**LINDSEY DUNLAP**





ALI BAINBRIDGE

Senior **Jessie Bailey** brings the most experience to the infield, having started all four years of her Bulldog career.

The Lithonia, Ga., native has been a solid defender at third base throughout her career, but injuries in the lineup forced her to see some action at shortstop last season.

Bailey also has a clutch bat at the plate, contributing the game-winning runs on a pair of occasions while tying for the team's home run lead with four in 2009.

**Ali Bainbridge**, who tied with Bailey for the home run lead a year ago, also returns to the infield at second base.

Bainbridge has started every game at second base through her first two years, earning NFCA All-Region honors last season after being named Freshman All-SEC following the 2008 season.

The Vestavia Hills, Ala., native brings a solid glove to the position, compiling a .990 fielding percentage last season. She has also been tremendous at the plate for the Bulldogs, hitting .313 with six doubles, five home runs and 60 RBI through



KA'ILI SMITH

the first two years of her Mississippi State career.

Last season Bainbridge finished third on the squad with a .285 average, and she contributed seven doubles, two triples, a team second-most 30 RBI and 21 runs scored to go along with a perfect 8-for-8 on the bases.

The Bulldogs have to replace a four-year starter in Sammie Jo Bailey, older sister of Jessie Bailey, at first base. Despite the loss of a stellar veteran, junior **Courtney Nesbit** has shown tremendous potential to fill the position.

Seeing most of her action as a designated hitter through her first two years, the Acworth, Ga., native had the opportunity to gain valuable experience at first base last season when injuries forced Bailey to shift to third base.

Nesbit responded by playing errorless softball in 124 chances. She also showed growth at the plate in 2009, hitting her first two career home runs while contributing personal bests in doubles (9) and RBI (14).

Freshman **Shelby Fisher** will also battle for the first base position following a stellar fall season.

The Scottsdale, Ariz., native hit at a .588 clip during her inaugural action in the Maroon and White, tying for the team lead in doubles and triples with three and two, respectively, while adding seven RBI.

Fisher's adjustment to the collegiate level could be benefitted from her having played against some of the top players in the nation during an award-filled prep career at Horizon High School.

Juniors **Jessie Spain** and **Allie Heon** will once again be battling to land the shortstop position.

Both showed tremendous potential early in the season, but an injury to Heon led to Spain manning the position most of the year.

Spain responded by adding four doubles, a pair of home runs and 13 RBI over 41 games. Heon had 13 starts before an injury relegated her to pinch-running duties the second half of the season. The Villanova transfer scored 16 runs and was 4-for-4 on the bases in her inaugural season in Starkville.

The two juniors, however, will be challenged by **Erin Nesbit**, another member of State's heralded freshman class.

Nesbit brings a stellar glove to the program, and she showed it in the fall by collecting a team-high eight assists while posting a perfect 1.000 fielding percentage.

Offensively, the former Harrison High School standout hit at a .308 clip and drove in six runs during the four-game fall set.

Another freshman that could be a factor in the infield mix is **Chrissie Rovtar**. The Chicago-area standout brings a solid bat and will provide a capable defensive backup to Bailey at third base.

Rovtar enjoyed a stellar career at Community District 94 High School, earning multiple all-conference accolades while hitting over .300 for her high school career.

Although she will see most of her time backing up Bramlett behind the plate, Raines could also be used to provide depth on the infield.

#### OUTFIELD

Mississippi State's outfield faced the challenge of fielding two freshmen and a sophomore last season. The group responded by helping the

Bulldogs to a school-record .977 fielding percentage, and that year of growth will benefit them in 2010.

Junior **Brittany Bell** provides the veteran leadership and hopes to pick up at the plate in 2010 where she left off as a sophomore. The Florida native tallied a .254 batting average with two doubles, two home runs and 16 RBI, but over the last 19 games she hit at a .348 clip with nine RBI and 11 runs scored. Bell walked 17 times and was hit by a pitch on 13 occasions last season, giving her the opportunity to swipe 16-of-20 bases.

Smith will once again mainly patrol left field after putting up a stellar effort covering the turf as a freshman.

The Hawaii native not only has the ability to cover a large amount of ground to track down fly balls, but she also possesses a strong arm that helped strand some potential runs on base last season.

While she committed just two errors in left during her rookie season, her biggest contributions came at the plate where she was the team's



BRITTANY BELL

second-best hitter after earning all-tournament honors in her homecoming at the Pepsi Malihini Kipa Aloha Tournament.


With fast, strong-armed defenders in Bell and Smith locking down right and left, respectively, freshman **Brittany Gates** returns to patrol center field.

Gates showed tremendous potential, turning several would-be base hits into outs. The Houston, Miss., native's speed also benefitted the offense last season as she finished third on the squad with 10 stolen bases and added 20 runs.

State will have added depth in the outfield with heralded freshman **Jessica Cooley**. The Birmingham, Ala., native and sister of former Bulldog outfielder Katie Cooley posted stellar numbers in the fall, hitting .500 with two doubles, two triples, a home run, nine RBI and five runs scored.

Spain, another Birmingham native, and Heon could also see time in the outfield along with Fisher.





**Sitting (l-r):** Allie Heon, Ali Bainbridge, Chelsea Raines, Shelby Fisher, Elizabeth Woolven, Erin Nesbit, Brittany Bell, Jessie Bailey, Courtney Nesbit, Brittany Gates;  
**Standing (l-r):** Assoc. Head Coach Annie Smith, Asst. Coach Karen Johns, Jessica Cooley, Jessie Spain, Misty Flesher, Chrissie Rovtar, Stephanie Becker, Kylie Vry, Chelsea Bramlett, Lindsey Dunlap, Ka'ili Smith, Head Coach Jay Miller.

## NUMERICAL ROSTER

No.	Name	Pos.	B-T	Ht.	Yr.	Exp.	Hometown/High School/Last College
1	Ali Bainbridge	INF	R-R	5-4	Jr.	2L	Vestavia Hills, Ala./Vestavia Hills
2	Jessica Cooley	INF/OF	R-R	5-7	Fr.	HS	Birmingham, Ala./Oak Mountain
3	Kylie Vry	P	L-L	5-10	Fr.	HS	Des Moines, Iowa/Des Moines East
4	Brittany Gates	OF	L-R	5-3	So.	1L	Houston, Miss./Houston
5	Erin Nesbit	INF	R-R	5-8	Fr.	HS	Acworth, Ga./Harrison
6	Jessie Bailey	INF	R-R	5-7	Sr.	3L	Lithonia, Ga./Mt. Vernon Christian
7	Ka'ili Smith	OF/C	L-L	5-7	So.	1L	Kapolei, Hawaii/Kapolei
8	Jessie Spain	INF/OF	R-R	5-8	Jr.	2L	Birmingham, Ala./Vestavia Hills
10	Allie Heon	INF/OF	R-R	5-3	Jr.	1L	Leesburg, Va./Westfield (Villanova)
11	Stephanie Becker	P	L-L	6-0	Fr.	HS	Aurora, Ill./West Aurora
12	Elizabeth Woolven	P	L-L	5-7	Jr.	2L	Nettleton, Miss./Mooreville
13	Brittany Bell	OF	R-R	5-2	Jr.	2L	Brandon, Fla./Riverview
14	Shelby Fisher	OF/INF	L-L	5-7	Fr.	HS	Scottsdale, Ariz./Horizon
15	Chelsea Raines	INF/C	R-R	5-3	Jr.	JC	Ackerman, Miss./Holmes CC
17	Misty Flesher	P	R-R	5-9	R-So.	2L	Lone Grove, Okla./Lone Grove
18	Chelsea Bramlett	C	S-R	5-8	Sr.	3L	Cordova, Tenn./First Christian
25	Courtney Nesbit	INF	R-R	5-6	Jr.	2L	Acworth, Ga./Harrison
32	Lindsey Dunlap	P	L-L	5-8	So.	1L	Hueytown, Ala./Hueytown
44	Chrissie Rovtar	INF	R-R	5-10	Fr.	HS	West Chicago, Ill./Community Dist. 94

**Head Coach:** Jay Miller (Illinois State, 1978)

**Assistant Coach:** Karen Johns (South Carolina, 1989)

**Strength Coach:** Richard Akins

**Student Managers:** Alison Barnes, Addy Brown

**Associate Head Coach:** Annie Smith (Grinnell College, 1995)

**Student Assistant:** Gina McCloud

**Certified Athletic Trainer:** Megumi Ikeda

## ALPHABETICAL ROSTER

No.	Name	Pos.	B-T	Ht.	Yr.	Exp.	Hometown/High School/Last College
6	Jessie Bailey	INF	R-R	5-7	Sr.	3L	Lithonia, Ga./Mt. Vernon Christian
1	Ali Bainbridge	INF	R-R	5-4	Jr.	2L	Vestavia Hills, Ala./Vestavia Hills
11	Stephanie Becker	P	L-L	6-0	Fr.	HS	Aurora, Ill./West Aurora
13	Brittany Bell	OF	R-R	5-2	Jr.	2L	Brandon, Fla./Riverview
18	Chelsea Bramlett	C	S-R	5-8	Sr.	3L	Cordova, Tenn./First Christian
2	Jessica Cooley	INF/OF	R-R	5-7	Fr.	HS	Birmingham, Ala./Oak Mountain
32	Lindsey Dunlap	P	L-L	5-8	So.	1L	Hueytown, Ala./Hueytown
14	Shelby Fisher	OF/INF	L-L	5-7	Fr.	HS	Scottsdale, Ariz./Horizon
17	Misty Flesher	P	R-R	5-9	R-So.	2L	Lone Grove, Okla./Lone Grove
4	Brittany Gates	OF	L-R	5-3	So.	1L	Houston, Miss./Houston
10	Allie Heon	INF/OF	R-R	5-3	Jr.	1L	Leesburg, Va./Westfield (Villanova)
25	Courtney Nesbit	INF	R-R	5-6	Jr.	2L	Acworth, Ga./Harrison
5	Erin Nesbit	INF	R-R	5-8	Fr.	HS	Acworth, Ga./Harrison
15	Chelsea Raines	INF/C	R-R	5-3	Jr.	JC	Ackerman, Miss./Holmes CC
44	Chrissie Rovtar	INF	R-R	5-10	Fr.	HS	West Chicago, Ill./Community Dist. 94
7	Ka'ili Smith	OF/C	L-L	5-7	So.	1L	Kapolei, Hawaii/Kapolei
8	Jessie Spain	INF/OF	R-R	5-8	Jr.	2L	Birmingham, Ala./Vestavia Hills
3	Kylie Vry	P	L-L	5-10	Fr.	HS	Des Moines, Iowa/Des Moines East
12	Elizabeth Woolven	P	L-L	5-7	Jr.	2L	Nettleton, Miss./Mooreville



# ROSTER BREAKDOWN



## PRONUNCIATIONS

Allie **Heon**  
Allie **HEE**-ahn

Chrissie **Rovtar**  
Chrissie **ROVE**-tar

**Ka'ili** Smith  
**Kuh-EE-LEE** Smith

Kylie **Vry**  
Rhymes with "Dry"

## BULLDOGS BY STATE

### ALABAMA (4)

Ali Bainbridge . . . . . Vestavia Hills  
Jessica Cooley . . . . . Birmingham  
Lindsey Dunlap . . . . . Hueytown  
Jessie Spain . . . . . Birmingham

### ARIZONA (1)

Shelby Fisher . . . . . Scottsdale

### FLORIDA (1)

Brittany Bell . . . . . Riverview

### GEORGIA (3)

Jessie Bailey . . . . . Lithonia  
Courtney Nesbit . . . . . Acworth  
Erin Nesbit . . . . . Acworth

### HAWAII (1)

Ka'ili Smith . . . . . Kapolei

### ILLINOIS (2)

Stephanie Becker . . . . . Aurora  
Chrissie Rovtar . . . . . West Chicago

### IOWA (1)

Kylie Vry . . . . . Des Moines

### MISSISSIPPI (3)

Brittany Gates . . . . . Houston  
Chelsea Raines . . . . . Ackerman  
Elizabeth Woolven . . . . . Nettleton

### OKLAHOMA (1)

Misty Flesher . . . . . Lone Grove

### TENNESSEE (1)

Chelsea Bramlett . . . . . Cordova

### VIRGINIA (1)

Allie Heon . . . . . Leesburg

## BULLDOGS BY HEIGHT

**6-0** . . . . . Stephanie Becker

**5-10** . . . . . Chrissie Rovtar  
Kylie Vry

**5-9** . . . . . Misty Flesher

**5-8** . . . . . Chelsea Bramlett  
Lindsey Dunlap  
Erin Nesbit  
Jessie Spain

**5-7** . . . . . Jessie Bailey  
Jessica Cooley  
Shelby Fisher  
Ka'ili Smith  
Elizabeth Woolven

**5-6** . . . . . Courtney Nesbit

**5-4** . . . . . Ali Bainbridge

**5-3** . . . . . Brittany Gates  
Allie Heon  
Chelsea Raines

**5-2** . . . . . Brittany Bell

## BULLDOGS BY CLASS

### SENIORS (2)

Jessie Bailey  
Chelsea Bramlett

### JUNIORS (7)

Ali Bainbridge  
Brittany Bell  
Allie Heon  
Courtney Nesbit  
Chelsea Raines  
Jessie Spain  
Elizabeth Woolven

### SOPHOMORES (4)

Lindsey Dunlap  
Misty Flesher\*  
Brittany Gates  
Ka'ili Smith

### FRESHMEN (6)

Stephanie Becker  
Jessica Cooley  
Shelby Fisher  
Erin Nesbit  
Chrissie Rovtar  
Kylie Vry

\* — Redshirted the 2009 Season



2010 BULLDOG SOFTBALL



## JESSIE BAILEY

Infield • R-R • 5-7 • Sr. • 3L  
Lithonia, Ga. (Mt. Vernon Christian)

## GETTING TO KNOW JESSIE

**Birthdate**..... Apr. 22, 1988  
**Parents**..... Jody and Denise Bailey  
**Siblings** Sister Sammie Jo, a former Bulldog infielder;  
 Brother, Jay.  
**Major**..... Accounting  
**Favorite Song**..... Love Your Love The Most  
**Favorite Restaurant**... Fronteria (Mexican Restaurant)  
**Favorite Vacation Spot**..... Treasure Island, Fla.  
**Favorite Hobbies**..... Shopping, fishing in Florida,  
 tubing and riding jet skis at the lake  
**Favorite Pro Team**..... Atlanta Braves  
**Favorite Road Trip Item**..... iPhone and pillow  
**Favorite Animal**..... Rooster  
**Favorite TV Show**..... Friends  
**If I Could Have A Super Power, I Would**  
 ..... Fly and become invisible  
**Most Embarrassing Softball Moment**..... Locking  
 my keys in my car and making the whole team wait on the  
 bus for me headed to the SEC Tournament.  
**Favorite Softball Moment**... Hitting an RBI double with  
 two outs in the bottom of the 7th against Auburn to tie the  
 game and send to extra innings. We came back and won  
 on my birthday.  
**Superstitions**..... Never step on the chalk lines  
**Favorite Class at MSU**  
 ..... Small Group Communication  
**After I Graduate, I want to**  
 ..... Visit Costa Rica with friends  
**Favorite Place on the MSU Campus**  
 ..... The Junction before a home football game  
**What Does Being a Bulldog Mean to You**  
 "Always giving 110% every time I'm on the field, and never  
 giving anything less than my absolute very best."

BAILEY'S  
CAREER  
STATISTICS

Year	AVG	GP-GS	AB	R	H	2B	3B	HR	RBI	TB	SLG%	BB	HBP	SO	OB%	SF	SH	SB-ATT	GW RBI	GW Runs
2007-Fr.	.251	61-60	171	19	43	4	1	2	29	55	.322	13	2	41	.312	0	3	2-2	5	2
2008-So.	.234	63-63	175	20	41	8	0	1	28	52	.297	13	2	26	.295	0	2	2-3	4	3
2009-Jr.	.227	56-56	163	21	37	6	0	4	19	55	.337	6	1	31	.259	0	5	2-3	1	1
<b>TOTALS</b>	<b>.238</b>	<b>180-179</b>	<b>509</b>	<b>60</b>	<b>121</b>	<b>18</b>	<b>1</b>	<b>7</b>	<b>76</b>	<b>162</b>	<b>.318</b>	<b>32</b>	<b>5</b>	<b>98</b>	<b>.289</b>	<b>0</b>	<b>10</b>	<b>6-8</b>	<b>10</b>	<b>6</b>

Year	ERA	W-L	App	GS	CG	SHO/CBO	SV	IP	H	R	ER	BB	SO	2B	3B	HR	BF	B/Avg	WP	HBP
2007-Fr.	3.82	0-0	3	0	0	0/1	0	3.2	6	5	2	2	1	2	0	1	20	.375	0	0
<b>TOTALS</b>	<b>3.82</b>	<b>0-0</b>	<b>3</b>	<b>0</b>	<b>0</b>	<b>0/1</b>	<b>0</b>	<b>3.2</b>	<b>6</b>	<b>5</b>	<b>2</b>	<b>2</b>	<b>1</b>	<b>2</b>	<b>0</b>	<b>1</b>	<b>20</b>	<b>.375</b>	<b>0</b>	<b>0</b>

## 2009 SEASON HIGHLIGHTS

- Earned NFCA All-America Scholar-Athlete honors for the third time in her career following the 2009 season.
- Named a second-team selection for ESPN The Magazine Academic All-District.
- Claimed her third-straight selection to the Southeastern Conference Academic Honor Roll.
- Started all 56 games on the infield. Saw most of her starts at third, but also played shortstop in 13 games.
- Tied for the team lead with a career-best four home runs.
- Compiled a .227 batting average (37-for-161) and finished fourth on the squad with six doubles.
- Drove in 19 runs and scored a career-high 21 times.
- Tallied six multiple-hit games and four multiple-RBI efforts.
- Fielded at a .951 clip, registering 63 putouts and 74 assists while committing seven errors.
- Earned Bulldog Round-Robin all-tournament honors after hitting .364 (4-for-11) with a double, her second career grand slam, five RBI and four runs scored.
- Matched the most RBI of her career (four) on her grand slam in State's win over Louisiana-Monroe.
- Accounted for three runs as she went 2-for-4 at the plate in the Bulldog Round-Robin closer against the Warhawks.
- Went 4-for-10 (.400) at the plate with a double, a home run, two RBI and three runs scored to earn all-tournament honors at the Bulldog Classic.
- Drove in a pair of runs and scored twice in a 2-for-3 effort against Evansville at the Bulldog Classic.
- Notched a pair of hits and accounted for three runs as Mississippi State avenged a 2008 NCAA Tournament loss to Hawaii with a 14-11 win in the Malihini Kipa Aloha Tournament in Honolulu, Hawaii.
- Homered with a pair of RBI against Mount St. Mary's in Hawaii.
- Added her fourth home run of the year in State's series-ending game with Arkansas.
- Contributed an RBI in a 1-for-3 effort in MSU's series-clinching win against ninth-ranked Tennessee in Knoxville.
- Went 2-for-3 with a double and a seventh-inning intentional walk as Mississippi State upset No. 6 Georgia, her home-state team, in 10 innings in Athens.
- Doubled home the winning run with her lone hit in State's 10-inning win against Auburn.
- Matched a career high with three hits in the series finale with Kentucky, driving in two runs and scoring another.

## 2008 SEASON HIGHLIGHTS

- Named ESPN The Magazine Academic All-District 6 Second Team.
- Selected NFCA All-America Scholar-Athlete and academic all-SEC.
- Hit .234 (41-for-175) with eight doubles, a home run, 28 RBI, 20 runs scored and 13 walks.



- Tallied 10 multi-hit games and drove in multiple runs seven times, including one four-RBI game.
- Collected the game-winning RBI four times on the year and scored the clincher three times.
- Fielded at a .967 clip, committing six errors in 180 chances.
- Singled and scored the game-winning run in State's Bulldog Round-Robin title-clinching win over Southern Illinois.
- Delivered the game-winning base hit in the eighth inning of MSU's victory over Fordham.
- Matched a career high with six assists in State's win over N.C. State at the NFCA Leadoff Classic.
- Singled and later scored the deciding run in the Leadoff Classic-closing win over UMass.
- Matched her career high with four RBI against Charleston Southern in the Bulldog Classic.
- Hit a two-run home run to rally State to an SEC-opening win at Auburn.
- Scored two runs, including the go-ahead, as State completed a series sweep of in-state rival Ole Miss.
- Earned Bully Bash all-tournament honors after going 5-for-10 with seven RBI and five runs scored.
- Collected a career-best two doubles and drove in three runs in a Bully Bash-clinching win over Mississippi Valley State.
- Scored the game-winning run to complete a three-game sweep of South Carolina.
- Drew a walk to plate the game-winner in the series opener with Georgia.

## 2007 SEASON HIGHLIGHTS

- Named SEC all-Freshman and freshman Academic all-SEC.
- Selected All-America Scholar-Athlete by the NFCA.
- Started 60 of her 61 games at third base with three pitching appearances.
- Hit .251 with 19 runs scored on 43 hits, including seven extra-base hits (2 HR) and 29 RBI.
- Collected 13 walks and posted 10 multiple-hit games and seven multiple-RBI games.
- Committed 11 errors in 216 chances for a .949 fielding percentage.
- Went 2-for-4 with two RBI in her collegiate debut against Iowa State.
- Collected a season-best three hits against Nebraska.
- Hit a grand slam in going 2-for-4 with four RBI to help MSU to a 5-2 victory over Georgia.

## 2009 BESTS

At Bats	4, 9x, last v. California (5/15)
Hits	3, at Kentucky (4/25)
Runs	2, 3x, last at Hawaii (3/6)
Runs Batted In	4, v. La.-Monroe (2/7)
Doubles	1, 6x, last v. Auburn (4/22)
Triples	None
Home Runs	1, 4x, last v. Arkansas (3/18)
Walks	1, 6x, last v. Miss. Valley State (5/8)
Stolen Bases	1, 2x, last at Kentucky (4/25)

## CAREER BESTS


5, 2x, last v. LSU (4/14/07)
3, 2x, last at Kentucky (4/25/09)
2, 9x, last at Hawaii (3/6/09)
4, 3x, last v. La.-Monroe (2/7/09)
2, v. Miss. Valley State (3/29/08)
1 v. Iowa State (2/9/07)
1, 7x, last v. Arkansas (3/18/09)
3, v. Pacific (5/18/07)
1, 6x, last at Kentucky (4/25/09)

- Tallied a 3.82 ERA in 3.2 innings pitched with one strikeout and two walks.
- Collected a combined shutout in a 23-0 win over Seton Hall.

## HIGH SCHOOL/CLUB HIGHLIGHTS

Prepped at Mt. Vernon Christian School for coach C.E. Rhoades and played club softball for her father Jody's Georgia Titans.

- Helped Mt. Vernon to a 14-0 record and the state championship as a junior.
- Hit .636 (28-for-51) with 14 extra-base hits (5 HR) and 28 RBI, and stole 12-of-15 bases.
- Tossed 60 scoreless innings, striking out 166 and allowing just three hits and 12 walks.
- Recorded 11 shutouts, including five no-hitters and a pair of perfect games.
- Led the Georgia Titans to a 65-7 record, six tournament titles and a second-place finish at the Colorado Fireworks.
- Hit .285 while recording a 10-2 record and 0.29 ERA from the circle.
- Helped lead her basketball team to the state tournament and her volleyball team to the state championship.
- Member of the National Honor Society, state finalist for the Wendy's High School Heisman award, Who's Who of American High School Students and ranked first in her senior class.







## CHELSEA BRAMLETT

Catcher • S-R • 5-8 • Sr. • 3L  
Cordova, Tenn. (First Christian)

### GETTING TO KNOW CHELSEA

**Birthdate**..... Sept. 22, 1987  
**Parents**..... Mike and Judi Bramlett  
**Siblings**..... Brother, Micah  
**Major**..... Teaching and Coaching  
**Nickname**..... Wheels  
**Favorite Song**..... Small Town USA  
**Favorite Restaurant**..... Santa Fe Cattle Company  
**Favorite Magazine**..... Sports Illustrated  
**Favorite Vacation Spot**..... Denver, Colorado  
**Favorite Hobbies**  
 ..... Hunting, fishing, riding four-wheelers  
**Favorite Place to Shop**..... Buckle  
**Favorite Pro Team**..... Atlanta Braves  
**Favorite Road Trip Item**..... Pillow  
**Favorite Animal**..... Cheetah  
**Favorite TV Show**..... Yes Dear  
**Cartoon Character You'd Want to Be**..... Bugs Bunny  
**If I Could Have A Super Power, I Would**  
 ..... Be able to fly  
**Pets**..... Dog named Grady Jo  
**What's On Your iPod**..... Everything  
**Favorite Softball Moment**..... Scoring the first run  
 against Japan for the USA in Oklahoma City  
**Pre-Game Ritual**  
 ..... Batting practice and listen to music  
**Superstitions**..... Taping my cleats, wearing a bow, and  
 having the same walk-out music  
**One Thing People Don't Know About Me**  
 ..... I can't stand spiders and mice  
**Favorite Class at MSU**..... Biomechanics  
**After I Graduate, I want to**  
 ..... Coach softball or give lessons  
**Favorite Place on the MSU Campus**..... The Union  
**What Does Being a Bulldog Mean to You**  
 "Giving everything you have every day, being competitive,  
 and loving the game of softball."

### 2009 SEASON HIGHLIGHTS

- Selected to the United States National Team roster and helped the Red, White and Blue to gold medals at the Canada Cup, World Cup of Softball and Japan Cup alongside head coach Jay Miller.
- Tabbed NFCA First Team All-American for the third-straight year, becoming the first Bulldog to earn first-team honors three times.
- Claimed NFCA/Diamond Sports Division I Catcher of the Year, All-SEC First Team Catcher, USA Softball Player of the Year Top 25 finalist for the second-straight year.
- Won the adidas Golden Shoe Award from the NFCA for the top base stealer in Division I.
- An All-America Athlete of the Year selection from the National Strength Coaches Association.
- Earned her second-straight ESPN The Magazine Academic All-America honor (2nd team) after claiming a second All-District First Team selection and third SEC Academic Honor Roll award.
- Led the nation with 0.96 stolen bases per game after setting the school's single-season record (54-of-60) for the third time.
- Bettered her own single-game steals record with five in a win over Louisiana-Monroe at the season-opening Bulldog Round-Robin.
- Passed Iyhia McMichael for the MSU career steals record with 146, a total that ranks fourth in Southeastern Conference history.
- Led the team with a school-record .486 batting average that ranked in the top-four nationally and paced the SEC.
- Also topped the conference in hits (88) and paced the squad with 55 runs scored.
- Tallied nine extra-base hits (seven doubles and two triples) and drove in 16 runs.
- Finished the year with a team-high 28 multiple-hit games, including 17 two-hit efforts and 11 games with three hits.
- Matched a career-high for runs scored (3) five times this season.
- Paced MSU with 11 game-winning runs, moving into third all-time with 29 for her career.

## Faces in the Crowd



### Chelsea Bramlett

CORDOVA, TENN. > Softball

Bramlett, a junior catcher at Mississippi State, was named to the USA Softball women's national team after earning All-America honors for the third straight year. She led NCAA Division I in stolen bases with a season-record 54 and also holds the school's single-game (five) and career (146) records. She was fourth in the nation in batting (.486).

- Tied for the eighth-highest fielding percentage in a season with a .990 clip that included 286 putouts and 19 assists to just three errors in 308 chances.
- Threw out 72 percent of would-be base stealers (14-of-36).
- Collected a career-best 16-game hit streak from Feb. 15-Mar. 15.
- Went 8-for-15 with five runs scored and nine stolen bases to earn all-tournament honors at the season-opening Bulldog Round-Robin.
- Scored the walk-off run in an upset of No. 23 Purdue at the Sunshine Classic in Tallahassee, Fla.
- Crossed the plate with three runs in a Feb. 14 win over Miami (Ohio) and drove in a run in a four-run fifth inning as the Bulldogs rallied for a 5-4, Sunshine Classic-clinching win over Florida State.
- Hit .700 (7-for-10) with two RBI, five runs scored and four stolen bases to earn all-tournament honors at the Bulldog Classic.
- Went 3-for-3 and scored twice against Evansville before posting a 2-for-2, two-run effort against SIU-Edwardsville in the Bulldog Classic championship game.
- Earned all-tournament honors at the Pepsi Malihini Kipa Aloha Tournament in Honolulu, Hawaii, after hitting a team-best .565 (13-for-23) with three doubles, two RBI, six runs and 7-of-9 stolen bases.

### BRAMLETT'S CAREER STATISTICS

Year	AVG	GP-GS	AB	R	H	2B	3B	HR	RBI	TB	SLG%	BB	HBP	SO	OB%	SF	SH	SB-ATT	GW RBI	GW Runs
2007-Fr.	.386	62-62	215	56	83	9	0	1	18	95	.442	13	3	30	.427	1	9	46-50	4	9
2008-So.	.450	60-60	200	52	90	3	3	2	25	105	.525	12	3	15	.484	2	5	46-50	3	9
2009-Jr.	.486	56-56	181	55	88	7	2	0	16	99	.547	19	2	6	.532	3	4	54-60	0	11
TOTALS	.438	178-178	596	163	261	19	5	3	59	299	.502	44	8	51	.479	6	18	146-160	7	29



- Collected a pair of hits and scored three times as Mississippi State avenged a 2008 NCAA Tournament loss to the host Rainbow Wahine with a 14-11 win.
- Went 4-for-9 at the plate with three runs scored as the Dawgs claimed an SEC series win over No. 9 Tennessee.
- Pounded out three hits and scored the winning run from second base on a 10th-inning sacrifice fly to left-center field as the Maroon and White took a 3-1 win over No. 6 Georgia.
- Tallied three hits and scored four runs in a sweep of Ole Miss.
- Went 3-for-4 with an RBI and run scored in the Bulldogs' NCAA Tournament opening-round game against California.

## 2008 SEASON HIGHLIGHTS

- Named first team NFCA All-American, Diamond Sports/NFCA Division I Catcher of the Year and All-SEC First Team catcher.
- Selected first team ESPN The Magazine/CoSIDA Academic All-American, NFCA All-America Scholar-Athlete and academic all-SEC.
- One of 25 finalists for USA Softball Player of the Year.
- Notched MSU's second-highest tally for batting average (.450) and hits (90) and scored 52 runs, the most by a sophomore and seventh-highest overall.
- Stole 46 of 50 bases and ranked fifth nationally in steals per game (0.77).
- Swiped 26-straight bases, fourth-most in school annals, to start the season.
- Compiled a .993 fielding percentage (two errors in 273 chances) and threw out 11-of-27 base stealers.
- Named all-tournament at the NCAA Tempe Regional, Bulldog Round-Robin and Bully Bash, and shared MVP honors at the Bulldog Classic.
- Selected SEC Player of the Week after going 11-for-17 with six RBI and seven runs scored at season-opening Cathedral City Kickoff.
- Hit her first career grand slam against UC Riverside (2/9) and matched a career high for hits with a 4-for-4 outing against San Diego State.
- Went 3-for-4, including the game-winning hit, against UMass at the NFCA Leadoff Classic.
- Went 6-for-9 with an inside-the-park home run, five RBI and eight runs at the Bully Bash.
- Hit .545 (6-for-11) with two RBI, four runs scored and 2-for-2 stolen bases in the NCAA Tournament.

## 2007 SEASON HIGHLIGHTS

- Selected NFCA First Team All-American at utility after being named second team all-SEC, all-Freshman SEC and SEC Freshman of the Year.
- Also claimed Freshman Academic All-SEC and NFCA All-America Scholar-Athlete honors.

- Won the team's Top Hitter Award with a .386 batting average and tallied a team-high 83 hits, 56 runs, and 95 total bases.
- Stole 46 bases in 50 attempts, including a school second-most 38 straight.
- Successfully swiped four bases against South Carolina.
- Committed 20 errors in 277 chances for a .928 fielding percentage.
- Was 9-for-20 (.450) with nine runs scored to earn all-tournament honors at the Bulldog Round-Robin.
- Went 6-for-11 (.545) with six runs scored in four games against Ole Miss.

## HIGH SCHOOL/CLUB HIGHLIGHTS

- Prepped at First Assembly Christian School for coach Phillip Spain and played club softball for the Rose Kalisak's Memphis Fusion.
- Helped lead FACS to a 34-8 record and a state tournament berth as a junior.
- Hit .735 (86-for-117) with 26 extra-base hits (10 HR) and 41 RBI while stealing 98-of-102 bases for First Assembly.
- Tallied a 19-2 record as the Lady Crusaders' ace pitcher.
- A "Best of Preps" selection by The Commercial Appeal.
- Hit .504 (67-for-133) in 50 games with 12 extra-base hits (2 HR), 16 RBI and 29-of-35 stolen bases for the Memphis Fusion.



Chelsea Bramlett (right) and Jennie Finch helped the Jay Miller-led United States National Team to the gold medal at the KFC World Cup of Softball last summer.

## 2009 BESTS

At Bats	5, 5x, last at Georgia (4/15)
Hits	3, 11x, last v. California (5/15)
Runs	3, 5x, last vs. Jackson State (4/9)
Runs Batted In	3, v. Mississippi Valley State (5/8)
Doubles	1, 7x, last at Kentucky (4/25)
Triples	1, 2x, last v. LSU (3/21)
Home Runs	None
Walks	2, at Tennessee (3/28)
Stolen Bases	5, v. Louisiana-Monroe (2/8)

## CAREER BESTS

At Bats	5, 13x, last at Georgia (4/15/09)
Hits	4, 4x, last v. San Diego St. (2/9/08)
Runs	3, 11x, last vs. Jackson St. (4/9/09)
Runs Batted In	4, v. UC Riverside (2/9/08)
Doubles	1, 20x, last at Kentucky (4/25/09)
Triples	1, 5x, last v. LSU (3/21/09)
Home Runs	1, 3x, last v. Georgetown (3/30/08)
Walks	2, 3x, last at Tennessee (3/28/09)
Stolen Bases	5, v. Louisiana-Monroe (2/8/09)





# VETERANS



## ALI BAINBRIDGE

Infield • R-R • 5-4 • Jr. • 2L  
Vestavia Hills, Ala. (Vestavia Hills)

### GETTING TO KNOW ALI

**Birthdate**..... January 12, 1989  
**Parents**..... John and Debbie Bainbridge  
**Siblings**..... Brother, Blake; Sister, Kim  
**Major**..... Elementary Education  
**Nickname**..... Ali B  
**Favorite Saying**..... Colossians 3:23  
**Favorite Song**..... "How He Loves Us"  
**Favorite Restaurant**..... Cracker Barrel  
**Favorite Magazine**..... Sharing the Victory  
**Favorite Vacation Spot**..... The Beach  
**Favorite Place to Shop**..... Target  
**Favorite Pro Team**..... Atlanta Braves  
**Favorite Road Trip Item**..... Luke, iPod  
**Favorite Animals**..... Cats and dogs  
**Favorite TV Show**..... House  
**Cartoon Character I'd Want to Be**  
..... Dori from Finding Nemo  
**If I Could Have A Super Power, I Would**  
..... Be able to fly  
**Pets**  
..... Fish - Noah and 2 Cats - Socks and Zoe  
**Most Embarrassing Softball Moment**  
..... Tripping over first base after hitting a home run  
**Favorite Softball Moment**  
..... Hitting a home run in a win over Tennessee  
**One Thing People Don't Know About Me**  
..... I like to wear bright-colored socks  
**Favorite Class at MSU**  
..... Psychology of Exceptional Childhood and Youth  
**After I Graduate, I want to**  
..... Be a missionary and teach  
**Favorite Place on the MSU Campus**  
..... The Chapel  
**What Does Being a Bulldog Mean to You**  
"Playing with heart and class, and working together as a family, laying it all on the line with one common goal."

### 2009 SEASON HIGHLIGHTS

- Selected NFCA All-South Region at second base after hitting .285 and tying for the team lead with four home runs.
- Hit seven doubles and two triples, and drove in a team second-most 30 RBI while scoring 21 times.
- Named ESPN The Magazine Academic All-District Second Team, NFCA All-America Scholar-Athlete and Academic All-SEC.
- Tied for the team lead with four game-winning RBI and scored the winner once.
- Contributed 11 multiple-hit games and seven multiple-RBI outings.
- Paced the team in sacrifice hits (11) for the second-straight year.
- Compiled a .990 fielding percentage, committing two errors against 127 putouts.
- Drove in a pair of runs against No. 23 Purdue at the Sunshine Classic in Tallahassee, Fla.
- Named Bulldog Classic all-tournament after hitting .417 with a triple, home run and six RBI.
- Earned SEC Player of the Week after going 6-for-12 with a double, a home run and six RBI in wins over UAB and No. 9 Tennessee.
- Hit the game-winning home run to help the Bulldogs to a series upset of the Lady Vols.

### 2008 SEASON HIGHLIGHTS

- Named SEC All-Freshman after hitting a team third-best .337 and adding nine doubles, a triple, a home run, 30 RBI, 36 runs scored and 12 stolen bases.
- Tabbed the team's Rookie of the Year and earned all-tournament honors at the NCAA Tempe Regional, Mercer Wingate Inn Classic and Bully Bash.
- Named NFCA All-America Scholar-Athlete and freshman Academic All-SEC.
- Tallied 114 putouts, 83 assists and six errors for a .970 fielding percentage.
- Hit her first career home run against Mercer at the Wingate Inn Classic.
- Doubled and scored to spark a three-run, seventh-inning rally against UMass at the NFCA Leadoff Classic.
- Went 2-for-4 with three RBI and two runs scored in her SEC debut at Auburn.

- Scored twice, including the game-winner, in a series-opening win over Georgia.
- Went 4-for-8 in two games with No. 10 Tennessee, delivering a two-run, walk-off single in the opening game.

- Led the team with a .636 average (7-for-11) in the NCAA Tournament.

### HIGH SCHOOL/CLUB HIGHLIGHTS

- Prepped at John Carroll Catholic High School and Vestavia Hills High School.
- Named Louisville Slugger/NFCA First Team All-South Region and Most Valuable Offensive Player after leading VHHS to fifth place in 6A and a No. 24 final national ranking.
- Finished runner-up for Alabama's Gatorade Player of the Year as a senior.
- Tabbed All-Area, All-Metro and All-State three times.
- Led Jerry Hughes' Bama Gold to second in the Canada Cup Futures and ASA Gold national qualifier.
- Helped the Alabama Vipers to first-place finishes at the ASA and NSA 18U Alabama tournaments, and the Elite Force to the USFA 18U Alabama State Tournament Championship.



### 2009 BESTS

At Bats 5, at Hawaii (3/6)  
 Hits 3, 3x, last at Tennessee (3/29)  
 Runs 2, 4x, last at Hawaii (3/6)  
 Runs Batted In 4, 2x, last at Tennessee (3/29)  
 Doubles 2, 2x, last at Hawaii (3/6)  
 Triples 1, 2x, last v. Jackson State (4/9)  
 Home Runs 1, 4x, last at Tennessee (3/29)  
 Walks 2, v. Iona (2/7)  
 Stolen Bases 1, 8x, last v. California (5/15)

### CAREER BESTS

5, at Hawaii (3/6/09)  
 3, 3x, last at Tennessee (3/29/09)  
 3, v. Austin Peay (2/23/08)  
 4, 2x, last at Tennessee (3/29/09)  
 2, 2x, last at Hawaii (3/6/09)  
 1, 3x, last v. Jackson State (4/9/09)  
 1, 5x, last at Tennessee (3/29/09)  
 2, 2x, last v. Iona (2/7/09)  
 2, 2x, last v. Kentucky (4/3/08)

### BAINBRIDGE'S CAREER STATISTICS

Year	AVG	GP-GS	AB	R	H	2B	3B	HR	RBI	TB	SLG%	BB	HBP	SO	OB%	SF	SH	SB-ATT	GW RBI	GW Runs
2008-Fr.	.337	63-63	187	36	63	9	1	1	30	77	.412	11	3	23	.383	0	12	12-17	5	6
2009-So.	.285	56-56	165	21	47	7	2	4	30	70	.424	7	8	25	.343	1	11	8-8	4	1
TOTALS	.313	119-119	352	57	110	16	3	5	60	147	.418	18	11	48	.364	1	23	20-25	9	7





BULLDOGS

## BRITTANY BELL

Outfield • R-R • 5-2 • Jr. • 2L  
Brandon, Fla. (Riverview)

### GETTING TO KNOW BRITTANY

**Birthdate**..... July 8, 1989  
**Parents**..... Joe and Anne Bell  
**Siblings**..... Sisters, Briana and Bianka; Brother, Joe  
**Major**..... Pre-Physical Therapy  
**Nickname**..... Britt, Bell, Brittany #1  
**Favorite Saying**  
 ..... "Everything happens for a reason."  
**Favorite Song**..... Rock With You  
**Favorite Restaurant**..... Mugshots  
**Favorite Magazine**..... Cosmopolitan  
**Favorite Vacation Spot**..... Bahamas  
**Favorite Hobbies**..... Shopping, video games  
**Favorite Place to Shop**  
 ..... Forever 21 and Charlotte Russe  
**Favorite Pro Team**..... New Orleans Saints  
**Favorite Animal**..... Zebra  
**Favorite TV Show**  
 ..... America's Next Best Dance Crew  
**Cartoon Character I'd Want to Be**..... Sponge Bob  
**If I Could Have A Super Power, I Would**  
 ..... Fly  
**Pets**..... German Shepherd named Charly  
**What's On Your iPod**..... Hip Hop, Rap, R&B, Rock  
**Favorite Softball Moment**  
 ..... Hitting a home run against Hawaii during regionals  
**Pre-Game Ritual**  
 ..... Listen to music that gets me pumped up  
**Superstitions**..... No new equipment in a game  
**Favorite Class at MSU**..... Coaching Football  
**Favorite Place on the MSU Campus**..... The Union  
**What Does Being a Bulldog Mean to You**  
 "Being a Bulldog to me means being tough mentally and physically in any situation in life."

### 2009 SEASON HIGHLIGHTS

- Played and started 55 of the team's 56 games last season, hitting .254 with two doubles, two home runs, 16 RBI and 25 runs scored.
- Finished second on the squad with 25 runs scored and 16 stolen bases.
- Hit by a pitch 13 times, a mark which stands second in single-season school history.
- Moved into third on the career hit by a pitch chart (22).
- Tied for second on the team with three game-winning RBI and scored the clincher four times.
- Compiled a .986 fielding percentage as she tallied 68 putouts and five assists while committing just one error.
- Went 2-for-4 at the plate and scored twice in a win over Louisiana-Monroe at the Bulldog Round-Robin.
- Hit her first home run of the season, a three-run shot, in State's win over Hawaii.

• Drove in two runs in State's series-opening win over No. 9 Tennessee and went 3-for-4 in the finale and scored twice in the rubber game.

• Matched a career high for hits with a 3-for-3 effort in the series opener with South Carolina.

• Went 2-for-3 with two RBI against Ole Miss and scored a career-best three runs.

• Hit her second three-run homer of the season as the Bulldogs swept Mississippi Valley State.

### 2008 SEASON HIGHLIGHTS

• Saw action in 55 games, starting 32 times in right field, including the last 17 games.

• Went 23-for-87 at the plate on the year (.264 average) with five doubles, two home runs, 10 RBI and 26 runs scored.

• Was perfect on the bases, stealing a team third-best 17 bases.

• Registered multiple hits four times and multiple RBI once.

• Drew six walks and was hit by a pitch a school third-most nine times.

• Compiled a .906 fielding percentage, claiming 28 putouts in 32 chances while committing three errors.

- Hit .351 (13-for-37) with three doubles, two home runs and six RBI over the final 13 games.
- Named SEC Freshman of the Week after hitting .625 with three RBI, five runs, a double and her first career home run against Georgia.

### HIGH SCHOOL/CLUB HIGHLIGHTS

- Started all four of her varsity seasons for Riverview High School and head coach Angela Slater.
- Hit .526 for her career and set career records for triples (18) and stolen bases (32-of-39).
- Set the school record for triples in a season with nine in 2007.
- Named Western Conference Most Valuable Player and Federal Team First Team as a senior after hitting .579 with 10 stolen bases, nine doubles, 25 runs and 25 RBI.
- Earned RHS MVP and first team All-Western Conference accolades in both 2007 and 2006.
- Posted a .612 average as a junior, setting school records with 40 runs scored and 12 stolen bases in 15 attempts.
- Selected to Tampa Tribune All-County.
- Set the school record for assists in her first varsity season with 58.



2009 BESTS	
At Bats	4, 5x, last v. Auburn (4/22)
Hits	3, 2x, last v. South Carolina (4/18)
Runs	3, v. Ole Miss (5/2)
Runs Batted In	3, 2x, last v. Miss. Valley State (5/8)
Doubles	1, 2x, last v. Miss. Valley State (5/8)
Triples	None
Home Runs	1, 2x, last v. Miss. Valley State (5/8)
Walks	2, 3x, last v. Ole Miss (5/2)
Stolen Bases	2, v. Ole Miss (5/2)

CAREER BESTS	
At Bats	4, 7x, last v. Auburn (4/22/09)
Hits	3, 3x, last v. South Carolina (4/18/09)
Runs	3, v. Ole Miss (5/2/09)
Runs Batted In	3, 2x, last v. Miss. Valley State (5/8/09)
Doubles	1, 6x, last v. Miss. Valley State (5/8/09)
Triples	None
Home Runs	1, 3x, last v. Miss. Valley State (5/8/09)
Walks	2, 4x, last v. Ole Miss (5/2/09)
Stolen Bases	2, 2x, last v. Ole Miss (5/2/09)

### BELL'S CAREER STATISTICS

Year	AVG	GP-GS	AB	R	H	2B	3B	HR	RBI	TB	SLG%	BB	HBP	SO	OB%	SF	SH	SB-ATT	GW RBI	GW Runs
2008-Fr.	.264	55-32	87	26	23	5	0	2	10	34	.391	6	9	24	.373	0	2	17-17	2	5
2009-So.	.254	55-55	142	25	36	2	0	2	16	44	.310	17	13	32	.377	3	9	16-20	3	4
TOTALS	.258	110-87	229	51	59	7	0	4	26	78	.341	23	22	56	.375	3	11	33-37	5	9





## MISTY FLESHER

Pitcher • R-R • 5-9 • R-So. • 2L  
Lone Grove, Okla. (Lone Grove)

### GETTING TO KNOW MISTY

**Birthdate** ..... May 21, 1988  
**Parents** ..... Mike and Sharon Flesher  
**Siblings** ..... Brother, Josh  
**Major** ..... Elementary Education  
**Nickname** ..... Misters  
**The Reason You Chose Your Number**  
 ..... It's my favorite number  
**Favorite Saying** ..... Go big, or go home!  
**Favorite Song** ..... Whatever You Like  
**Favorite Restaurant** ..... Texas Road House  
**Favorite Magazine** ..... In Touch  
**Favorite Vacation Spot** ..... Angel Fire, New Mexico  
**Favorite Hobbies** ..... Shopping and talking  
**Favorite Place to Shop** ..... Buckle  
**Favorite Pro Team** ..... New York Yankees  
**Favorite Road Trip Item**  
 ..... My stuffed dogs Roosevelt and Duke  
**Favorite Animal** ..... Dog  
**Favorite TV Show** ..... Criminal Minds  
**Actress You'd Want to Play You In A Movie**  
 ..... Jennifer Aniston  
**Cartoon Character I'd Want to Be** ..... Cinderella  
**Pets** ..... Valley Bulldog named Harley  
**What's On Your iPod** ..... Little bit of everything  
**Favorite Softball Moment**  
 ..... Winning a state championship  
**One Thing People Don't Know About Me**  
 ..... I'm terrified of storms  
**Favorite Class at MSU** ..... Public Speaking  
**After I Graduate, I want to**  
 ..... Get a job and start a family  
**Favorite Place on the MSU Campus** ..... The Chapel  
**What Does Being a Bulldog Mean to You**  
 "I'm part of a nationwide family of Bulldogs that exhibit a world-class ability to excel both athletically and academically. Go Dawgs!"

### FLESHER'S CAREER STATISTICS

Year	ERA	W-L	APP	GS	CG	SHO	SV	IP	H	R	ER	BB	SO	2B	3B	HR	AB	B/AVG	WP	HBP
2008-Fr.	2.11	20-10	38	28	16	6/1	1	179.1	153	60	54	43	119	18	2	12	747	.228	10	9
2009-So.	2.86	0-0	4	2	0	0/0	0	7.1	8	4	3	6	3	0	0	1	38	.267	1	0
<b>TOTALS</b>	<b>2.14</b>	<b>20-10</b>	<b>42</b>	<b>30</b>	<b>16</b>	<b>6/1</b>	<b>1</b>	<b>186.2</b>	<b>161</b>	<b>64</b>	<b>57</b>	<b>49</b>	<b>122</b>	<b>18</b>	<b>2</b>	<b>13</b>	<b>785</b>	<b>.229</b>	<b>11</b>	<b>9</b>

### 2009 SEASON HIGHLIGHTS

- Earned SEC Academic Honor Roll honors after being named to the freshman honor roll in 2008.
- Made just four appearances this season, starting two of those before an injury forced her to miss the rest of the year.
- Tossed 7.1 innings, giving up four runs, three earned, on eight hits with three strikeouts for a 2.86 earned-run average.

### 2008 SEASON HIGHLIGHTS

- Started 28 games and appeared in 10 more during her rookie season, registering a 20-10 record which rates as the second-most wins by an MSU freshman.
- Earned the team's Top Pitcher award after topping the team with a 2.11 ERA and 119 strikeouts.
- Held opponents to a .228 average, allowing 60 runs, 54 earned, over a team-high 179.1 innings.
- Twice named the SEC's Freshman of the Week, earning the honor after the Bulldog Round-Robin and following a pair of complete-game wins against South Carolina.
- Struck out nine, the most by an MSU freshman in her first start, to defeat Cal State Northridge at the Cathedral City Kickoff.
- Earned the save in State's victory over California.
- Named Bulldog Round-Robin all-tournament after picking up wins over Wright State and Fordham.
- Allowed just three runs and struck out seven to claim two wins in a series sweep of Ole Miss.
- Named Bully Bash MVP after tossing a one-hit shutout against Mississippi Valley State in which she came three outs away from a perfect game.
- Limited Georgia to one hit with two strikeouts and two walks in a series-opening win and retired 14 of the last 17 batters she faced as MSU rallied to win the rubber game.
- Capped a string of six-straight victories as she held No. 10 Tennessee to a run on five hits.
- Started all three games of the Bulldogs' NCAA Tournament run.

### HIGH SCHOOL/CLUB HIGHLIGHTS

- A four-time selection to the Southern Oklahoma all-Star and Oklahoma all-Star teams at Lone Grove High School.

- Named a Louisville Slugger/NFCA All-American in 2007 after leading her team to a 35-9 mark with 554 strikeouts, a 0.12 ERA and a team-best .342 batting average.
- Tabbed the Southern Oklahoma Pitcher of the Year, Daily Armorer Pitcher of the Year and Lisa Fernandez Pitching Award winner four times.
- Awarded the Fergie Jenkins Award for the top athlete in the state, and the state Gatorade Player of the Year as a senior.
- Set the national record for single-season shutouts (35) as a sophomore, and finished her high school career with a national-record 108.
- Set Oklahoma's strike-out record (1,658) while helping Lone Grove to a state championship, four state tournament appearances and four district and region championships.
- Lettered three years in track, setting the discus school record and qualifying for the state meet in 2007.
- Played club softball for the Tulsa Eagles, pacing the squad to a third-place finish at the 2007 18U Gold Independence Day Tournament in Boulder, Colo.
- Helped the Eagles to the 2004 American Fast-pitch Association national championship.



### 2009 BESTS

2.2, v. Louisiana-Monroe (2/8)  
 3, v. Kennesaw State (2/6)  
 4, v. Louisiana-Monroe (2/8)  
 3, v. Louisiana-Monroe (2/8)  
 2, v. Louisiana-Monroe (2/8)  
 3, v. Santa Clara (3/5)

### CAREER BESTS

7.0, 7x, last v. Tennessee (4/26/08)  
 9, 2x, last v. Miss. Valley State (3/29/08)  
 9, 2x, last v. Alabama (3/15/08)  
 5, at LSU (3/26/08)  
 4, 3x, last v. Georgia (4/20/08)  
 4, 2x, last v. Alabama (5/8/08)





## ALLIE HEON

Infield/Outfield • R-R • 5-3 • Jr. • 1L  
Leesburg, Va. (Villanova)

### GETTING TO KNOW ALLIE

**Birthdate**..... Feb. 14, 1989  
**Parents**..... Scott Heon and Patty Neiss  
**Major**..... Business  
**Favorite Saying**..... Don't take life too seriously  
**Favorite Restaurant**..... Maggianos  
**Favorite Magazine**..... Golf Digest  
**Favorite Vacation Spot**..... Park City, Utah  
**Favorite Hobbies**  
 ..... Playing golf, skiing, and jet skiing  
**Favorite Place to Shop**  
 ..... Dick's Sporting Goods  
**Favorite Pro Team**..... Boston Red Sox  
**Favorite Road Trip Item**..... Blanket  
**Favorite Animal**..... Dog  
**Favorite TV Show**..... True Blood  
**Actress You'd Want to Play You In A Movie**  
 ..... Reese Witherspoon  
**If I Could Have A Super Power, I Would**  
 ..... Be able to read minds  
**Pets**..... A German Shepherd name Romeo  
**What's On Your iPod**..... Twilight soundtrack  
**Favorite Softball Moment**..... All of them  
**Pre-Game Ritual**..... Fixing my hair  
**One Thing People Don't Know About Me**  
 ..... I'm an only child  
**Favorite Class at MSU**  
 ..... Accounting  
**After I Graduate, I want to**  
 ..... Play on the LPGA Tour  
**Favorite Place on the MSU Campus**  
 ..... The Junction  
**What Does Being a Bulldog Mean to You**  
 ..... "Playing for a championship."

### 2009 SEASON HIGHLIGHTS

- Earned SEC Academic Honor Roll honors in her first season with the Bulldogs.
- Played in 34 games, drawing 13 starts. Began nine games at shortstop and two each at third base and in right field.
- Hit at a .200 clip this season with four RBI and 16 runs scored.
- Successful on all four of her stolen-base attempts.
- Collected a .906 fielding percentage, registering 12 putouts and 17 assists while committing three errors.
- Went 1-for-2 with two RBI and two runs scored in a win over Iona at the Bulldog Round-Robin.
- Posted a season-high two hits with a pair of runs scored in a win over Mount St. Mary's at the Mahini Kipa Aloha Tournament in Honolulu, Hawaii.
- Collected a hit, drove in a run and scored another as Mississippi State clinched a series sweep of Ole Miss.

### VILLANOVA HIGHLIGHTS (2008)

- Earned Big East Academic All-Star status following her lone season playing for Maria DiBernardi at Villanova.
- Played in 43 of the team's 51 games, drawing 41 starts.
- Compiled a .954 fielding percentage, committing five errors while notching a team-high 66 assists.
- Hit .204 (23-for-113) with three doubles, two home runs, nine RBI and 10 runs scored.
- Tied for the third-most stolen bases on the team with six in seven attempts.
- Went 1-for-2 with an RBI against USA Softball Player of the Year Angela Tinch of Virginia Tech.
- Put together a season-best 3-for-3 plate performance and drove in a run in the Wildcats' 8-0 win over Florida A&M in Altamonte Springs, Fla.
- Hit a solo home run, the first of her career, to help VU to a 6-4 win over Towson.

### HIGH SCHOOL/CLUB HIGHLIGHTS

- Prepped for four seasons under Dean Ferington at Westfield High School in Chantilly, Va.

- Two-time Concord district first team pitcher and two-time all-district and all-region award winner.
- Named all-Metropolitan first team by the Washington Post a pair of times.
- Tabbed team Most Valuable Player as a senior after hitting .490 with three home runs, 21 RBI and 25 runs scored.
- Named WHS Offensive MVP as a junior after a .397 campaign in which she garnered all-Met, all-district and all-region honors after leading Westfield to the Concord district title.
- Batted at a .490 clip in earning MVP and all-district utility her sophomore year.
- Named all-Concord district and MVP her freshman campaign, putting up a .500 average.
- Also lettered four years in field hockey, helping her squad to the 2006 district championship.
- Won the scholar-athlete award in 2006 and 2007.
- Played club softball for Tommy Omdorff's Virginia Shamrocks, one of the top travel teams in the nation.
- Helped lead the Shamrocks to fifth-place finishes at the 2006, 2007 and 2008 ASA Gold National Championship.



### 2009 BESTS

At Bats  
 Hits  
 Runs  
 Runs Batted In  
 Doubles  
 Triples  
 Home Runs  
 Walks  
 Stolen Bases

4, v. Santa Clara (3/5)  
 2, v. Santa Clara (3/5)  
 2, 2x, last v. Santa Clara (3/5)  
 2, v. Iona (2/7)  
 None  
 None  
 None  
 1, 2x, last v. Purdue (2/13)  
 1, 4x, last at Tennessee (3/29)

### CAREER BESTS

4, v. Santa Clara (3/5/09)  
 2, v. Santa Clara (3/5/09)  
 2, 2x, last v. Santa Clara (3/5/09)  
 2, v. Iona (2/7/09)  
 None  
 None  
 None  
 1, 2x, last v. Purdue (2/13/09)  
 1, 4x, last at Tennessee (3/29/09)

### HEON'S CAREER STATISTICS

Year	AVG	GP-GS	AB	R	H	2B	3B	HR	RBI	TB	SLG%	BB	HBP	SO	OB%	SF	SH	SB-ATT	GW RBI	GW Runs
2009-So.	.200	34-13	40	16	8	0	0	0	4	8	.200	2	0	6	.238	0	5	4-4	1	0
TOTALS	.200	34-13	40	16	8	0	0	0	4	8	.200	2	0	6	.238	0	5	4-4	1	0





## COURTNEY NESBIT

Infield • R-R • 5-6 • Jr. • 2L  
Acworth, Ga. (Harrison)

### GETTING TO KNOW COURTNEY

**Birthdate**.....June 12, 1989  
**Parents**..... David and Kim Nesbit  
**Siblings**..... Sisters Erin, an MSU freshman infielder, Megan, Morgan and Mallori  
**Major**..... Elementary Education  
**Nickname**..... Court or Nezzzy  
**The Reason You Chose Your Number**  
 ..... It was my basketball number in high school  
**Favorite Song**..... Love Your Love the Most  
**Favorite Restaurant**..... Bulldog Deli  
**Favorite Magazine**..... People  
**Favorite Vacation Spot**..... Sandestin, Florida  
**Favorite Hobbies**  
 ..... Shopping and hanging out with friends  
**Favorite Pro Team**..... Atlanta Braves  
**Favorite Animal**..... Koala Bear  
**Cartoon Character I'd Want to Be**  
 ..... Pooh Bear  
**If I Could Have A Super Power, I Would**  
 ..... Be able to run at the speed of light  
**Pets**..... Grady Joe and Millie  
**Most Embarrassing Softball Moment**  
 ..... I was at a combine being timed running to first and completely fell on my face.  
**Favorite Softball Moment**  
 ..... First time I put on my MSU jersey.  
**Superstitions**..... I always stand in the same spot of our line before lineups.  
**Favorite Class at MSU**..... Intro to Learning Disabilities  
**After I Graduate, I want to**... Teach special education  
**Favorite Place on the MSU Campus**  
 ..... Davis Wade Stadium on a fall Saturday night  
**What Does Being a Bulldog Mean to You**  
 "It means that I am getting to live my dream, playing at the best university in the country alongside some of my closest friends."

### 2009 SEASON HIGHLIGHTS

- Named to the SEC Academic Honor Roll.
- Played in 46 games, starting 34 times (15 at designated player and 19 at first).
- Hit .245 and set personal bests with nine doubles, two home runs, 14 RBI and 15 runs scored.
- Had six multiple-hit games this season and a pair of multiple-RBI outings.
- Finished the year perfect in the field, tallying 112 putouts and 12 assists in 124 chances.
- Notched her first career home run in the Bulldogs' win at Mississippi Valley State.
- Homered and collected a career-best four RBI and three runs scored against Santa Clara at the Malihini Kipa Aloha Tournament in Hawaii.
- Collected a personal-best two doubles in a two-hit effort against Hawaii.
- Went 3-for-5 in the South Carolina series.
- Added a double and a pair of hits in State's 2-1, 10-inning win against Auburn.

### 2008 SEASON HIGHLIGHTS

- Selected NFCA All-America Scholar-Athlete and Freshman Academic All-SEC.
- Started 24 games and played in 12 others, hitting .300 (24-for-80) with three doubles, 12 RBI and six runs.
- Tallied eight multiple-hit games and drove in multiple runs three times
- Earned SEC Freshman of the Week after a 4-for-7, two-RBI effort in a sweep of Ole Miss.
- Drove in the tying run in the series finale with the Rebels and capped a three-run sixth inning with an RBI single.
- Registered a season-best three RBI while tallying her first career double in a win against USM.
- Went 5-for-6, including a career-best three hits in game two, in a doubleheader with LSU.
- Collected three hits and drove in two runs in the series opener with her home-state Georgia.

### HIGH SCHOOL/CLUB HIGHLIGHTS

- Prepped at Harrison High School and played club softball for West Cobb Elite, Georgia XTreme Gold and Georgia Fire Gold.

- Named Most Valuable Offensive Player her junior and senior seasons for Janet Ogelsby at HHS.
- Selected first team All-Cobb County by the Marietta Daily Journal and the Atlanta Journal Constitution, and second team all-state as a senior after hitting .424 with eight doubles, a home run and a .465 on-base percentage.
- Played in the 2007 GACA Senior All-Star Game and posted the team's top grade-point average.
- Tabbed all-county second team as a junior after hitting .324 with 14 RBI.
- Helped lead the Hoyas to two-straight Region 5A championships in 2004 and 2005.
- Batted .411 with seven home runs, 22 doubles and three triples in leading John Yovanovich's Georgia Fire to ninth at the 2006 ASA Gold Nationals.
- Hit .390 with four home runs and 14 doubles as the Georgia Xtreme Gold advanced to ASA Gold Nationals.
- Hit .401 with three home runs and 48 RBI, and was named to the ISA World 16U A All-Tournament Team after her West Cobb Elite squad, coached by David Nesbit, finished as the tournament's runner-up.



### 2009 BESTS

At Bats  
 Hits 5, at Hawaii (3/6)  
 2, 6x, last v. Miss. Valley State (5/8)  
 Runs 3, v. Santa Clara (3/5)  
 Runs Batted In 4, v. Santa Clara (3/5)  
 Doubles 2, at Hawaii (3/6)  
 Triples None  
 Home Runs 1, 2x, last v. Santa Clara (3/5)  
 Walks 1, 9x, last v. Ole Miss (5/2)  
 Stolen Bases 2, v. Jackson State (4/9)

### CAREER BESTS

5, at Hawaii (3/6/09)  
 3, at LSU (3/26/08)  
 3, v. Santa Clara (3/5/09)  
 4, v. Santa Clara (3/5/09)  
 2, at Hawaii (3/6/09)  
 None  
 1, 2x, last v. Santa Clara (3/5/09)  
 2, v. Miss. Valley State (3/29/08)  
 2, v. Jackson State (4/9/09)

### NESBIT'S CAREER STATISTICS

Year	AVG	GP-GS	AB	R	H	2B	3B	HR	RBI	TB	SLG%	BB	HBP	SO	OB%	SF	SH	SB-ATT	GW RBI	GW Runs
2008-Fr.	.300	36-24	80	6	24	3	0	0	12	27	.338	6	2	19	.364	0	1	0-1	0	0
2009-So.	.245	46-34	106	15	26	9	0	2	14	41	.387	9	0	30	.304	0	0	2-2	2	1
TOTALS	.269	82-58	186	21	50	12	0	2	26	68	.366	15	2	49	.330	0	1	2-3	2	1





BULLDOGS

## JESSIE SPAIN

Infield/Outfield • R-R • 5-8 • Jr. • 2L  
Birmingham, Ala. (Vestavia Hills)

### GETTING TO KNOW JESSIE

**Birthdate**..... July 25, 1989  
**Parents**..... Dale and Rita Spain  
**Siblings**..... Brothers, Nick and Cole  
**Major**..... General Business Administration  
**Nickname**..... Spain  
**The Reason You Chose Your Number**  
 ..... My older brother used to wear it  
**Favorite Saying**..... Play hard, have fun.  
**Favorite Restaurant**..... Outback  
**Favorite Magazine**..... Sports Illustrated  
**Favorite Vacation Spot**..... Beach  
**Favorite Hobbies**  
 ..... Hunting, fishing, playing golf & tennis  
**Favorite Road Trip Item**..... Mr. Moo Cow, food  
**Favorite Animal**..... Giraffe  
**Favorite TV Show**..... Entourage  
**Cartoon Character I'd Want to Be**  
 ..... Tasmanian Devil  
**Pets**..... Iceman (Siberian Husky)  
**Most Embarrassing Softball Moment**  
 ..... Tripping over my shoelaces and falling  
 on my face at our coaches' clinic.  
**Favorite Softball Moment**  
 ..... Hitting my first career home run against LSU  
**Pre-Game Ritual**..... Eat  
**Superstitions**..... I change my eyeblack designs and  
 headbands based on how well we're playing.  
**One Thing People Don't Know About Me**  
 ..... My name is really Jessie, not Jessica  
**Favorite Class at MSU**..... Business Law  
**After I Graduate, I want to**..... Make lots of money  
**Favorite Place on the MSU Campus**  
 ..... The Junction on a Saturday afternoon  
**What Does Being a Bulldog Mean to You**  
 "The opportunity to compete in the greatest conference in  
 the country and be the best player I can be."

### 2009 SEASON HIGHLIGHTS


- Earned NFCA All-America Scholar-Athlete and SEC Academic Honor Roll honors.
- Drew 34 starts in 41 games and hit .208 with four doubles, two home runs, 13 RBI and 18 runs scored.
- Tied for the game-winning RBI lead with four.
- Compiled 52 putouts and 47 assists while posting a .934 fielding percentage.
- Collected a career-high three hits (including a three-run home run) and a school fifth-most five RBI in a win against Louisiana-Monroe at the Bulldog Round-Robin.
- Went 2-for-4 with a double and a run against UAB in her first game back in her hometown.
- Doubled home the winning run in a series-opening upset of No. 9 Tennessee and drove in a run to help MSU clinch the rubber game.
- Collected two hits, two RBI and two runs scored in a series-deciding win over South Carolina.
- Scored the game-winner in a 10-inning win against Auburn.
- Hit her second home run of the season during a three-game series with Kentucky.

### 2008 SEASON HIGHLIGHTS

- Earned NFCA All-America Scholar-Athlete and freshman academic all-SEC accolades.
- Hit at a .271 clip with six doubles, two triples, a home run, 14 RBI and 19 runs scored.
- Registered multiple hits three times and drove in two-plus runs on four occasions.
- Hit a three-run, game-winning double against Austin Peay.
- Walked to put the lead run at second base as State rallied to a win over UMass at the NFCA Leadoff Classic.
- Hit her first career triple against Auburn, driving in a run and scoring another in the game.
- Knocked the first home run of her career on a 2-for-3, two-RBI outing at LSU.
- Scored a career-high three runs on a pair of hits against Mississippi Valley State.
- Hit a pinch-hit, two-run triple in MSU's 10-0, series-opening win over Georgia.

### HIGH SCHOOL/CLUB HIGHLIGHTS

- Prepped at Vestavia Hills High School and captained the 2007 squad that went 64-5 and finished fifth in the state tournament.
- Hit .390 with 54 RBI and 62 runs scored as a senior, earning all-metro and all-state honors for the second-straight season.
- Earned all-star honors after compiling a .382 average, seven home runs, 68 RBI and 47 runs for Vestavia's 2006 team that won area and regional titles en route to a runner-up state finish.
- Hit .313 with five home runs and 30 RBI as a sophomore to lead VHHS to second in state.
- Named all-Over-the-Mountain Journal and all-area as a freshman after helping VHHS to a fourth-place state finish.
- Played travel softball for the Bama Gold squad that finished second at Canada Cup.
- Led the Birmingham Vipers to the ASA 16U state title and a fifth-place national finish.
- Played on Elite Force's 2005 ASA 16U and NSA state title team and the 2003 squad that took second at the USFA "A" World Series.
- Claimed the USFA World Series title in 2002 as a member of Xtreme Heat.



### 2009 BESTS

At Bats 5, v. Louisiana-Monroe (2/8)  
 Hits 3, v. Louisiana-Monroe (2/8)  
 Runs 2, 2x, last v. South Carolina (4/19)  
 Runs Batted In 5, v. Louisiana-Monroe (2/8)  
 Doubles 1, 4x, last v. Jackson State (4/9)  
 Triples None  
 Home Runs 1, 2x, last at Kentucky (4/24)  
 Walks 2, v. Southern Miss. (2/11)  
 Stolen Bases 1, 2x, last v. South Carolina (4/18)


### CAREER BESTS

5, v. Louisiana-Monroe (2/8/09)  
 3, v. Louisiana-Monroe (2/8/09)  
 3, v. Miss. Valley State (3/30/08)  
 5, v. Louisiana-Monroe (2/8/09)  
 1, 10x, last v. Jackson State (4/9/09)  
 1, 2x, last v. Georgia (4/19/08)  
 1, 3x, last at Kentucky (4/24/09)  
 2, 3x, last v. Southern Miss. (2/11/09)  
 1, 3x, last v. South Carolina (4/18/09)

### SPAIN'S CAREER STATISTICS

Year	AVG	GP-GS	AB	R	H	2B	3B	HR	RBI	TB	SLG%	BB	HBP	SO	OB%	SF	SH	SB-ATT	GW RBI	GW Runs
2008-Fr.	.271	53-31	85	19	23	6	2	1	14	36	.424	14	3	21	.388	1	1	1-1	2	1
2009-So.	.208	41-34	101	18	21	4	0	2	13	31	.307	7	4	20	.286	0	4	2-2	4	2
TOTALS	.237	94-65	186	37	44	10	2	3	27	67	.360	21	7	41	.335	1	5	3-3	6	3





**12**

**ELIZABETH WOOLVEN**  
Pitcher • L-L • 5-7 • Jr. • 2L  
Nettleton, Miss. (Mooreville)

BULLDOGS

## GETTING TO KNOW ELIZABETH

**Birthdate**..... Oct. 24, 1988  
**Parents**..... Kelly and Denise Woolven  
**Siblings**..... Sister, Anna  
**Major**..... Teaching and Coaching  
**Nickname**..... Eli or Liz  
**Favorite Song**..... Carried Away  
**Favorite Restaurant**..... Outback  
**Favorite Magazine**..... In Touch  
**Favorite Vacation Spot**..... Beach  
**Favorite Hobbies**..... Goof off  
**Favorite Place to Shop**..... Pac Sun  
**Favorite Pro Team**..... Boston Red Sox  
**Favorite Road Trip Item**..... Leo and Pillow  
**Favorite Animal**..... Dog  
**Favorite TV Show**..... Army Wives and One Tree Hill  
**Actress You'd Want to Play You In A Movie**  
 ..... Reese Witherspoon  
**Cartoon Character I'd Want to Be**  
 ..... Tinker Bell  
**If I Could Have A Super Power, I Would**  
 ..... Want to fly!  
**Pets**..... Dogs named Lil' Jon, Chloe, and Lily  
**What's On Your iPod**..... Little bit of everything  
**Most Embarrassing Softball Moment**  
 ..... Tripping on the pitchers mound  
**Favorite Softball Moment**  
 ..... Winning the state championship twice  
**Pre-Game Ritual**  
 ..... Sit on the bricks in the bullpen with Misty  
**Superstitions**..... Don't cross the bats  
**Favorite Class at MSU**..... A and P  
**After I Graduate, I want to**  
 ..... Go to physical therapy assistant school  
**Favorite Place on the MSU Campus**  
 ..... The Union  
**What Does Being a Bulldog Mean to You**  
 ..... "Go big, or go home!"

## 2009 SEASON HIGHLIGHTS

- Limited to 13 appearances on the season, including two starts.
- Threw 19.1 innings, giving up 18 earned runs (23 total) on 30 hits with 12 strikeouts and 10 walks.
- Allowed a hit in one-third of an inning in a win over Louisiana-Monroe.
- Tossed a scoreless inning against Rutgers and two in a win against Evansville at the Bulldog Classic.
- Threw three scoreless innings against Santa Clara, allowing a hit and striking out two.

## 2008 SEASON HIGHLIGHTS

- Earned a spot on the SEC's Freshman Academic Honor Roll.
- \* Made 24 appearances (five starts) and collected a 4-2 record.
- Paced the Bulldogs with a four-save tally that ranked fifth in the SEC in 2008 and seventh in MSU single-season history.

- Tossed 59.2 innings, allowing 23 runs (20 earned) on 63 hits with 35 strikeouts and 11 walks.

- Picked up the final two outs against Southern Illinois at the Bulldog Round-Robin to earn her first collegiate save.

- Earned her first career win the next day, limiting Wright State to two runs on seven hits in a complete-game effort.

- Tossed five scoreless innings to defeat Syracuse at the NFCA Leadoff Classic.

- Claimed her second victory of the Leadoff Classic as she held UMass to five hits and struck out a season-best five.

- Collected the save with three scoreless innings in a win against UAB.

- Recorded the final two outs to save the Bulldogs' SEC-opening win at Auburn

- Earned her fourth save as she allowed a run and hit with a strikeout over 1.2 innings against Ole Miss.

- Defeated Georgetown as she struck out three in a complete-game, two-hit shutout.

## HIGH SCHOOL/CLUB HIGHLIGHTS

- Prepped at Mooreville High School for Coach Perry Wilburn, earning District Player of the Year four times and all-state accolades twice during her high school career.
- Compiled a 79-19 career record with a 0.50 ERA and 1,057 strikeouts.
- Posted a career .400 batting average at the plate, driving in 160 runs.
- Claimed her second-straight Northeast Mississippi Daily Journal Player of the Year honors as a senior after going 20-4 with 235 strikeouts and a 0.46 ERA and leading the Lady Troopers to the 2007 Mississippi 3A state semifinals.
- Also hurled 11 shutouts and three no-hitters in her final prep campaign.
- Named Northeast Mississippi Daily Journal Player of the Year, all-region and all-Lee County as a junior.
- Played travel ball during the summer of 2005 for Tommy Orndorff's Virginia Shamrocks team that won ASA Gold Nationals.



## 2009 BESTS

Innings Pitched 3.0, 2x, last v. Santa Clara (3/5)  
 Strikeouts 4, v. Kennesaw State (2/6)  
 Hits 6, v. Southern Mississippi (2/11)  
 Runs 5, v. Southern Mississippi (2/11)  
 Earned Runs 5, v. Southern Mississippi (2/11)  
 Walks 2, 2x, last at Hawaii (3/6)

## CAREER BESTS

7.0, v. Wright State (2/16/08)  
 5, v. UMass (3/2/08)  
 9, v. Tennessee (4/26/08)  
 5, v. Southern Mississippi (2/11/09)  
 5, v. Southern Mississippi (2/11/09)  
 2, 3x, last at Hawaii (3/6/09)

## FLESHER'S CAREER STATISTICS

Year	ERA	W-L	APP	GS	CG	SHO	SV	IP	H	R	ER	BB	SO	2B	3B	HR	AB	B/AVG	WP	HBP
2008-Fr.	2.11	20-10	38	28	16	6/1	1	179.1	153	60	54	43	119	18	2	12	747	.228	10	9
2009-So.	2.86	0-0	4	2	0	0/0	0	7.1	8	4	3	6	3	0	0	1	38	.267	1	0
<b>TOTALS</b>	<b>2.14</b>	<b>20-10</b>	<b>42</b>	<b>30</b>	<b>16</b>	<b>6/1</b>	<b>1</b>	<b>186.2</b>	<b>161</b>	<b>64</b>	<b>57</b>	<b>49</b>	<b>122</b>	<b>18</b>	<b>2</b>	<b>13</b>	<b>785</b>	<b>.229</b>	<b>11</b>	<b>9</b>





BULLDOGS

32

## LINDSEY DUNLAP

Pitcher • L-L • 5-8 • So. • 1L  
Hueytown, Ala. (Hueytown)

### GETTING TO KNOW LINDSEY

**Birthdate** ..... Aug. 15, 1990  
**Parents** ..... Gary and Kecia Dunlap  
**Siblings** ..... Sister, Shae  
**Major** ..... Teaching and Coaching  
**Nickname** ..... Dunlap  
**Favorite Saying** ..... Believe!  
**Favorite Song** ..... Alright  
**Favorite Restaurant** ..... 5 Guys  
**Favorite Magazine** ..... Sports Illustrated  
**Favorite Vacation Spot**  
 ..... Colorado or the beach  
**Favorite Hobbies**  
 ..... Going to the movies with my sister, Shae  
**Favorite Place to Shop** ..... American Eagle  
**Favorite Pro Team** ..... Atlanta Braves  
**Favorite Road Trip Item** ..... Teddy bear and blanket  
**Favorite TV Show** ..... George Lopez  
**Actress You'd Want to Play You In A Movie**  
 ..... Katherine Heigl  
**Cartoon Character You'd Want to Be** ..... Tigger  
**If I Could Have A Super Power, I Would**  
 ..... Want super speed  
**Pets** ..... Sophie  
**What's On Your iPod** ..... Everything  
**Most Embarrassing Softball Moment**  
 ..... Tripping over the mound  
**Favorite Softball Moment**  
 ..... Beating Ole Miss last year  
**Pre-Game Ritual**  
 ..... Talking to my catcher about the game  
**Favorite Class at MSU** ..... Emergency Heath Care  
**After I Graduate, I want to** ..... Coach at any level  
**Favorite Place on the MSU Campus**  
 ..... The circle of the MSU Softball Field

### 2009 SEASON HIGHLIGHTS

- Made 28 starts in an MSU sixth-most 43 appearances.
- Tied for third in single-season history with 20 complete games.
- Set the MSU freshman strikeouts record (161) and the second-best rookie strikeout ratio (5.18).
- Tossed 217.2 innings, the second-most by a freshman and fifth-most overall.
- Collected a 17-16 record and tied for the SEC lead with four saves.
- Compiled a 3.41 earned-run average and surrendered 112 runs (106 earned) on 206 hits.
- Won a freshman-best five-straight games to open the year, and eight of her final 13 starts.
- Tossed a three-hit shutout in her first collegiate start, a win over Iona, en route to earning all-tournament honors at the Bulldog Round-Robin.
- Allowed two runs in 6.1 innings as MSU defeated Florida State to win the Sunshine Classic.

- Named to the Bulldog Classic all-tournament team after going 2-0 and striking out 18 over 15 scoreless innings.

- Earned her first of two SEC Freshman of the Week awards after picking up a win over UAB and two victories over No. 9 Tennessee.

- Received her second league freshman of the week laurel following a win over No. 6 Georgia and two victories over South Carolina.

- Matched a school record with 10-inning, complete-game victories over Georgia and Auburn in a week's span.

- Struck out a season-high 11 in a win over Jackson State.

- Held Ole Miss to two runs on seven hits with four strikeouts to earn the win.

### HIGH SCHOOL/CLUB HIGHLIGHTS

- Selected to the EA Sports All-America First Team following a stellar career for Lissa Walker at Hueytown (Ala.) High School.

- Won 138 games and struck out 1,646 during her prep career.

- Named Alabama's Gatorade Player of the Year and Alabama's Miss Softball by the Alabama Sports Writers Association after guiding HHS to a third state championship in the past four seasons.

- Compiled a 41-1 record with a 0.57 ERA and 442 strikeouts in leading Hueytown to a 61-5-2 record, and No. 12 national ranking.

- Picked up all four wins in the state tournament to earn MVP honors and Alabama Sports Writers' Association All-Classification Pitcher.

- Tabbed the state and metro pitcher of the year for the second-straight year by the Birmingham News after earning all-state and all-metro honors from the publication each year of her varsity career.

- Also earned ASWA 2008 Super All-State.

- Tallied a 0.20 ERA and won 44 games as a junior after allowing just eight runs while striking out 569.

- Fanned 210 as a sophomore in leading the Golden Gophers to the 2006 Class 5A state title.

- Named super all-metro, all-state, Birmingham News West Player of the Year, Super 12 All-State and state tournament MVP as a freshman after leading HHS to a 5A state title.

- Played club softball for the Birmingham Vipers and the Florida Gold Coast Hurricanes.

- Led the Vipers to four-consecutive ASA state championships and two appearances at the ASA national tournament.

- Helped the Gold Coast Hurricanes to a third-place finish at the prestigious ASA Gold Nationals in 2007.



### 2009 BESTS

Innings Pitched 10.0, 2x, last v. Auburn (4/22)  
 Strikeouts 11, v. Jackson State (4/9)  
 Hits 10, at Tennessee (3/29)  
 Runs 8, 2x, last at Kentucky (4/24)  
 Earned Runs 8, 2x, last at Kentucky (4/24)  
 Walks 6, at Florida (4/5)

### CAREER BESTS

10.0, 2x, last v. Auburn (4/22/09)  
 11, v. Jackson State (4/9/09)  
 10, at Tennessee (3/29/09)  
 8, 2x, last at Kentucky (4/24/09)  
 8, 2x, last at Kentucky (4/24/09)  
 6, at Florida (4/5/09)

### DUNLAP'S CAREER STATISTICS

Year	ERA	W-L	APP	GS	CG	SHO	SV	IP	H	R	ER	BB	SO	2B	3B	HR	AB	B/AVG	WP	HBP
2009-Fr.	3.41	17-16	43	28	20	3/3	4	217.2	206	112	106	79	161	24	8	27	947	.252	10	23
TOTALS	3.41	17-16	43	28	20	3/3	4	217.2	206	112	106	79	161	24	8	27	947	.252	10	23





BULLDOGS

## BRITTANY GATES

Outfield • L-R • 5-3 • So. • 1L  
Houston, Miss. (Houston)

## GETTING TO KNOW BRITTANY

**Birthdate** ..... Feb. 23, 1990  
**Parents** ..... David and Sherry Gates  
**Siblings** ..... Sister, Chelsea  
**Major** ..... Pre-Physical Therapy  
**Nickname** ..... Baby G  
**Favorite Saying** ..... Everything 100  
**Favorite Song** ..... Five Star Chick  
**Favorite Restaurant** ..... Chili's  
**Favorite Magazine** ..... Vibe  
**Favorite Vacation Spot** ..... California  
**Favorite Hobbies** ..... Riding four wheelers and reading  
**Favorite Place to Shop** ..... Flea Market  
**Favorite Animal** ..... Dog (Pitbull)  
**Favorite TV Show** ..... House, Law and Order  
**Cartoon Character I'd Want to Be**

## If I Could Have A Super Power, I Would

..... Be Invisible

**Pets** ..... Pitbull named Baby Girl

**What's On Your iPod** ..... Some of everything

## Favorite Softball Moment

..... My first diving catch at MSU

**Pre-Game Ritual** ..... Listen to iPod

**Favorite Class at MSU** ..... Algebra

## After I Graduate, I want to

..... Become a physical therapist

## Favorite Place on the MSU Campus

..... Templeton Academic Center

## What Does Being a Bulldog Mean to You

"Being a Bulldog means being part of something great and having a close-knit family surrounding."

## 2009 SEASON HIGHLIGHTS

• Played in every game during her rookie season, starting all but one in centerfield.

• Finished third on the squad with 10 stolen bases in 14 attempts.

• Batted at a .204 clip, collecting a pair of doubles, two RBI and 20 runs scored.

• Posted seven multiple-hit games and scored the winning run twice.

• Scored two runs on four occasions.

• Collected a season-high four at-bats in Mississippi State's upset of No. 6 Georgia.

• Tallied her top hits total of the season (three) in a win over Iona in the season-opening Bulldog Round-Robin.

• Scored two runs on a season-high three hits in State's Feb. 7 win over Iona at the season-opening Bulldog Round-Robin.

• Led the Bulldogs with a 2-for-2 effort against Ohio State at the NFCA Leadoff Classic.

• Went 2-for-3 at the plate in MSU's series-opening win over ninth-ranked Tennessee.

• Helped pace Mississippi State to a series-clinching win over South Carolina, going 2-for-2 with an RBI and two runs scored.

• Went 2-for-2 at the plate and scored twice in a win over Mississippi Valley State.

## HIGH SCHOOL/CLUB HIGHLIGHTS

• Competed on the prep level for Keith Jernigan at Houston (Miss.) High School.

• Considered one of the top prep prospects in the Magnolia State following the 2008 season.

• Selected to play in the Robertson's Sportswear/NEMSBICA All-Star Game.

• Named Northeast Mississippi Daily Journal All-Area First Team and All-Region 3-3A after hitting .583 with 58 stolen bases and a .680 on-base percentage.

• Tabbed Region 3-3A Defensive Player of the Year for the fifth-straight season.

• Selected player of the year by W07BN and the Lady Hilltoppers' MVP, Best Defensive Player and Highest Batting Average winner.

• Earned the team's sportsmanship and 110-percent hustle awards.

• Claimed the HHS Highest Academic Achiever five times.


• Also a member of the Houston High band.

• Played during the summer for the Germantown (Tenn.) Lady Red Devils and head coach Rose "Coach K" Kalisak.

• Helped the Lady Red Devils to third place at the prestigious Canada Cup and the Colorado Sparkler Showcase.

• Guided the team to a ninth-place finish out of 83 teams at the ASA Gold Qualifier.

• Claimed back-to-back Patriot Tournament championships with the Lady Red Devils.



## 2009 BESTS

At Bats 4, at Georgia (4/15)  
 Hits 3, v. Iona (2/7)  
 Runs 2, 4x, last v. Miss. Valley State (5/8)  
 Runs Batted In 1, 2x, last v. South Carolina (4/19)  
 Doubles 1, 2x, last Miss. Valley State (5/8)  
 Triples None  
 Home Runs None  
 Walks 1, 4x, last v. Miss. Valley State (5/8)  
 Stolen Bases 2 v. South Carolina (4/19)

## CAREER BESTS

4, at Georgia (4/15/09)  
 3, v. Iona (2/7/09)  
 2, 4x, last v. Miss. Valley State (5/8/09)  
 1, 2x, last v. South Carolina (4/19/09)  
 1, 2x, last Miss. Valley State (5/8/09)  
 None  
 None  
 1, 4x, last v. Miss. Valley State (5/8/09)  
 2 v. South Carolina (4/19/09)

## GATES' CAREER STATISTICS

Year	AVG	GP-GS	AB	R	H	2B	3B	HR	RBI	TB	SLG%	BB	HBP	SO	OB%	SF	SH	SB-ATT	GW RBI	GW Runs
2009-Fr.	.204	56-55	113	20	23	2	0	0	2	25	.221	4	4	42	.256	0	3	10-14	0	2
TOTALS	.204	56-55	113	20	23	2	0	0	2	25	.221	4	4	42	.256	0	3	10-14	0	2





## KA'ILI SMITH

Outfield/Catcher • L-L • 5-7 • So. • 1L  
Kapolei, Hawaii (Kapolei)

### GETTING TO KNOW KA'ILI

**Birthdate**..... July 10, 1990

**Parents**..... M. Kalani and Cindy Smith

**Siblings**..... Brothers, Kalae, Kaulanakoina  
.....and Kuliiaikanu; Sister, Kara'iaupuri

**Major**..... Industrial Technology

**Nickname**..... 'ili, KK

**The Reason You Chose Your Number**  
..... Because I'm born in July

**Favorite Vacation Spot**..... The beach

**Favorite Hobbies**  
..... Shopping and hanging out with family and friends

**Favorite Place to Shop**..... Jeans Warehouse

**Favorite Road Trip Item**..... iPod and cell phone

**Favorite Animal**..... Pitbull

**What Cartoon Character Would You Want to Be**  
..... Tigger

**If I Could Have A Super Power, I Would**  
..... Be able to fly

**Pets**..... Mana and Pono

**What's On Your iPod**  
..... Reggae, Hawaiian, Hip Hop, R&B

**Pre-Game Ritual**..... Hearing my parent's voices

**Favorite Place on Campus**..... The Union

### 2009 SEASON HIGHLIGHTS

- The lone freshman named All-SEC, earning second team honors in addition to all-freshman accolades after starting all 56 games in left field.
- Tabbed first team NFCA All-South Region after registering a team second-best .329 average.
- Led the Dawgs in doubles (11), triples (4) and RBI (35) while finishing second with 51 hits.
- Tallied the fifth-best slugging percentage by a freshman (.462).
- Collected a team second-most 12 multiple-hit games while leading the team with 10 multiple-RBI efforts.
- Contributed both the game-winning RBI and the winning run three times.
- Put together an eight-game hit streak from Apr. 24-May 15.
- Posted a .976 fielding percentage, compiling 78 putouts and three assists against two errors.
- Went 4-for-4 with three RBI and two runs scored in a win over Louisiana-Monroe at the Bulldog Round-Robin.
- Claimed a pair of hits and accounted for four runs in a win over Rutgers at the Bulldog Classic.
- Earned her first of two SEC Freshman of the Week honors after going 8-for-16 with four doubles and four RBI to earn all-tournament honors at the Pepsi Malihini Kipa Aloha Tournament in her home state of Hawaii.
- Went 2-for-4 and drove in a pair of runs in a victory over Hawaii.
- Batted .327 with five doubles, a triple, a home run and 24 RBI the final 36 games after her all-tournament run in Hawaii.
- Also received SEC Freshman of the Week following a .429 weekend against Ole Miss.
- Went 2-for-3 and accounted for three runs to clinch the series sweep of the Rebels.
- Tallied four hits and drove in five runs in a three-game series against LSU.
- Notched a pair of hits and three RBI in the series opener with the Tigers.
- Posted a 4-for-9 series against top-ranked Florida, including a 3-for-3 effort in game two.

- Hit her first career home run, a three-run shot, to break a scoreless tie in the series opener with South Carolina.

### HIGH SCHOOL/CLUB HIGHLIGHTS

- Earned four first-team all-state honors playing for Tony Saffery at Kapolei High School.
- Named a first-team outfielder by both the Star Bulletin and the Honolulu Advertiser her sophomore, junior and senior campaigns.
- Selected to the all-Oahu Interscholastic Association first team for the fourth-consecutive season after hitting .592 with six doubles and eight triples in her final prep campaign.
- Hit .500 with 30 RBI and 15 stolen bases in 2007, helping KHS to sixth in state.
- Led Kapolei to third in state in 2006 and a runner-up finish her freshman campaign after claiming the OIA championship in 2005.
- Also spent her summers playing for Saffery on the Hawaii Pearls traveling team that made back-to-back showings at the Colorado Fireworks Tournament.
- Played three seasons of volleyball at Kapolei, twice earning OIA honorable mention after claiming second-team honors as a sophomore.



### 2009 BESTS


At Bats  
5, at Tennessee (3/29)  
Hits  
4, v. Louisiana-Monroe (2/8)  
Runs  
2, 4x, last at Kentucky (4/25)  
Runs Batted In  
3, 3x, last v. South Carolina (4/18)  
Doubles  
2, 2x, last v. Florida Gulf Coast (3/5)  
Triples  
1, 4x, last v. LSU (3/22)  
Home Runs  
1, v. South Carolina (4/18)  
Walks  
2, 3x, last v. Miss. Valley State (5/8)  
Stolen Bases  
1, 3x, last v. Miss. Valley State (5/8)

### CAREER BESTS

5, at Tennessee (3/29/09)  
4, v. Louisiana-Monroe (2/8/09)  
2, 4x, last at Kentucky (4/25/09)  
3, 3x, last v. South Carolina (4/18/09)  
2, 2x, last v. Florida Gulf Coast (3/5/09)  
1, 4x, last v. LSU (3/22/09)  
1, v. South Carolina (4/18/09)  
2, 3x, last v. Miss. Valley State (5/8/09)  
1, 3x, last v. Miss. Valley State (5/8/09)

### SMITH'S CAREER STATISTICS

Year	AVG	GP-GS	AB	R	H	2B	3B	HR	RBI	TB	SLG%	BB	HBP	SO	OB%	SF	SH	SB-ATT	GW RBI	GW Runs
2009-Fr.	.323	56-56	158	22	51	11	4	1	35	73	.462	22	2	30	.405	3	0	3-3	3	3
TOTALS	.323	56-56	158	22	51	11	4	1	35	73	.462	22	2	30	.405	3	0	3-3	3	3



**11**

**STEPHANIE BECKER**  
Pitcher • L-L • 6-0 • Fr. • HS  
Aurora, Ill. (West Aurora)

## GETTING TO KNOW STEPHANIE

**Birthdate** ..... Apr. 27, 1991  
**Parents** ..... Michael and Kim Becker  
**Major** ..... Elementary Education  
**Nickname** ..... Steph  
**The Reason You Chose Your Number**  
 ..... It was my first softball jersey number  
**Favorite Saying** ..... Go Big or Go Home  
**Favorite Song** ..... I'm A Go Getta  
**Favorite Restaurant** ..... Domo 77  
**Favorite Magazine** ..... Lucky  
**Favorite Vacation Spot** ..... San Diego  
**Favorite Hobbies**  
 ..... Shopping and swimming with my friends  
**Favorite Place to Shop** ..... Express  
**Favorite Pro Team** ..... Chicago Cubs  
**Favorite Road Trip Item**  
 ..... A mixed CD with my favorite songs  
**Favorite Animal** ..... Lion  
**Favorite TV Show** ..... House  
**Actress You'd Want to Play In A Movie**  
 ..... Rachel McAdams  
**Cartoon Character I'd Want to Be**  
 ..... Daisy Duck  
**If I Could Have A Super Power, I Would**  
 ..... Be invisible  
**Pets** ..... Cat named Benny  
**What's On Your iPod** ..... All different kinds of music  
**Most Embarrassing Softball Moment**  
 ..... I wore the wrong uniform to a game  
**Favorite Softball Moment**  
 ..... Winning first place after being at the field from 7 a.m. to 2 a.m. on a Sunday  
**Pre-Game Ritual** ..... Listen to music  
**Superstitions** ..... None, you make your own luck  
**One Thing People Don't Know About Me**  
 ..... I am an only child  
**Favorite Class at MSU** ..... Sociology  
**After I Graduate, I want to**  
 ..... Go to medical school in Chicago  
**Favorite Place on the MSU Campus**  
 ..... The Union  
**What Does Being a Bulldog Mean to You**  
 ..... Success

HIGH SCHOOL/  
CLUB HIGHLIGHTS

- Enjoyed a four-year prep career at West Aurora High School in Aurora, Ill.
- Played her final two seasons for head coach Dave Zine after pitching under Donna Proctor's tutelage her freshman and sophomore campaigns.
- Compiled 82 victories and 818 strikeouts during her four-year career, both West Aurora career records.
- Won at least 17 games each year and tallied 200 or more strikeouts her sophomore, junior and senior seasons.
- Selected one of the team captains her junior and senior campaigns.
- Named All-DuPage Valley Conference all four years of her high school career, including a unanimous first team selection the past three years after being named honorable mention as a freshman.

• Finished her prep career as West Aurora's all-time leader in strikeouts and victories.

• Selected Beacon News Softball Player of the Year First Team and Daily Herald Softball Athlete of the Year First Team Captain following a senior year in which she won 12 games while compiling a 1.02 earned-run average and career-best 264 strikeouts.

• Voted to the Chicago Sun Times All-Area Team and the Chicago Tribune All-State Team following her final prep season.

• Selected to the Chicago Sun Times Top 100 Softball Players to Watch twice and the Chicago Tribune list of top 50 players as a senior.

• Named a Daily Herald All-Area First Team and Top-Five Pitcher as a junior after compiling a 14-8 record.



• Claimed 2008 all-area first team honors from the Beacon News after posting a 0.78 ERA with 200 strikeouts over 152.2 innings.

• Won 22 games as a sophomore, earning Beacon News Player of the Year and all-area honors from the Daily Herald after posting 221 strikeouts and a 0.13 ERA that ranks in the top 12 of the Illinois High School record books.

• Earned DuPage Valley Conference Academic Scholar-Athlete accolades four times.

• Won 12 games and struck out 133 to help WAHS to the IHSA regional title and second-place finish in the DuPage Valley Conference.

• Played club softball the past two summers for Joe Tholl's Orland Park Sparks.

• Posted an 18-2 record with a 1.44 earned-run average and 161 strikeouts last summer in helping lead the Sparks to the ASA 18U "A" National Tournament in Las Vegas.

• Went 18-8 and struck out 154 in 2008, leading the Sparks to fifth at the ASA Chicago Metro Tournament and the ASA qualifying tournament championship in Owensboro, Ky.

• Played the 2007 club season for Kevin Simpson's Illinois Thunder 16U squad that went to the ASA 16U "A" Nationals in Sioux Falls, S.D.

• Named a Triple Crown 2007 All-America Pitcher and a 2007 adidas Futures Top-100 Recruit.







B  
U  
I  
L  
D  
O  
G  
S

## JESSICA COOLEY

Outfield/Infield • R-R • 5-7 • Fr. • HS  
Birmingham, Ala. (Oak Mountain)

### GETTING TO KNOW JESSICA

**Birthdate**..... Apr. 25, 1991  
**Parents**..... Mark and Candy Cooley  
**Siblings**..... Sisters Katie Cooley, a former MSU softball outfielder, and Lindsay Gornto  
**Major**..... Elementary Education  
**Nickname**..... Cooley/Cool  
**Favorite Saying**..... OMG  
**Favorite Song**..... Anything by Rascal Flatts  
**Favorite Restaurant**..... Chili's or Krispy Kreme  
**Favorite Magazine**..... People  
**Favorite Vacation Spot**..... Destin, Fla.  
**Favorite Hobbies**..... Softball, eating, sleeping, shopping, hanging out with friends  
**Favorite Place to Shop**..... GAP  
**Favorite Pro Team**..... Atlanta Braves  
**Favorite Road Trip Item**..... iPod  
**Favorite Animal**..... Dogs  
**Favorite TV Show**..... The Hills  
**What Actress You'd Want to Play You In A Movie**..... Jennifer Aniston  
**What Cartoon Character I'd Want to Be**..... Tweety Bird  
**If You Could Have A Super Power, I Would**..... Be invisible  
**Pets**..... Dogs: Tiger, Macey, Bean and Codi  
**What's On Your iPod**..... Everything except screaming music  
**Favorite Softball Moment**..... Hitting a walk-off home run against a big rival  
**Pre-Game Ritual**..... Talking to my family  
**One Thing People Don't Know About Me**..... My sisters are my best friends  
**Favorite Class at MSU**..... Algebra  
**After I Graduate, I want to**..... Be a teacher at an elementary school and coach high school softball  
**Favorite Place on the MSU Campus**..... The pizza line in the cafe

### HIGH SCHOOL/ CLUB HIGHLIGHTS

- Compiled a stellar prep career playing for Danny Dubose at Oak Mountain High School in Birmingham, Ala.

- Earned multiple all-state, all-county, all-area and Over The Mountain team accolades during her varsity softball career.

- Selected the Shelby County Hitter of the Year and Class 6A all-state as a senior after compiling a .397 batting average on 49 hits.

- Tallied four home runs in 2009 while driving in 27 runs and scoring 50 more for Oak Mountain's area championship team that ranked in the top five in the state all season.

- Was a perfect 19-for-19 on the bases in her final prep season.

- Broke her sister Katie's school record for batting average her junior season, hitting at a .448 clip as Oak Mountain finished second in the area and earned a sub-state tournament berth for the second time in three seasons.

- Selected to the 2008 Alabama Sports Writer's Association Class 6A All-State Team as an outfielder after collecting 60 hits, 52 runs, 35 RBI, five home runs and 20-of-21 stolen bases.

- Also earned all-area and all-county honors following an outstanding 2008 campaign that saw Oak Mountain finish in second place in the area tournament.

- Tallied 56 hits as a sophomore, compiling a .373 batting average and contributing 43 runs, 29 RBI, and three home runs to earn Oak Mountain Most Valuable Player honors for the second-straight year.



- Posted perfect numbers on the bases, successfully swiping all 15 attempts.

- Claimed team MVP accolades as a freshman, hitting .339 with 43 hits, 22 runs, 22 RBI, three home runs and seven stolen bases.

- Landed all-area and all-county awards after leading OMHS to the 2006 sub-state tournament.

- Also enjoyed a stellar volleyball career for Oak Mountain, earning all-county accolades her final two seasons.

- Paced the team in digs and assists, and finished her senior season as one of the top-five setters in Birmingham.

- Helped the OMHS volleyball squad to a ninth-place finish in the state tournament.

- Played travel softball for the Birmingham Skyhawks.

- Led the Skyhawks with a .430 batting average last summer, belting five home runs and stealing 10-of-11 bases as the squad finished 21-4, claimed the NSA championship and took second in the Florida World Series.

- Hit .425 in 2008 as the Skyhawks took second in the state and finished seventh at Colorado Fireworks.







## SHELBY FISHER

Outfield/Infield • L-L • 5-7 • Fr. • HS  
Scottsdale, Ariz. (Horizon)

### GETTING TO KNOW SHELBY

**Birthdate**..... Aug. 4, 1990  
**Parents**..... Christopher and Nancy Fisher  
**Siblings**... Sisters, Meagan and Kelsey; Brother, Jacob  
**Major**..... Enrolled in pre-major studies  
**Nickname**..... Fish or Fishsticks  
**The Reason You Chose Your Number**  
..... My best friend Becca Dailey's birthday  
**Favorite Sayings**  
..... "Get some" and "All you need is love"  
**Favorite Song**... Anything by the Beatles or Linkin Park  
**Favorite Restaurant**..... Buffalo Wild Wings,  
Texas Road House, Paradise Bakery  
**Favorite Magazine**..... Cosmo  
**Favorite Hobbies**..... Playing sports, dancing, eating,  
watching movies, going to shows,  
making videos and taking pictures  
**Favorite Place to Shop**... Forever 21 or grocery store  
**Favorite Pro Teams**... Diamondbacks, Phoenix Suns  
**Favorite Road Trip Item**... Food, music, sunglasses  
**Favorite Animal**..... Cheetah  
**Favorite TV Show**... Family Guy, Greek, Las Vegas,  
That 70's Show, Gilmore Girls, What I Like About You  
**Actress You'd Want to Play You In A Movie**  
..... Amanda Bynes  
**Cartoon Character I'd Want to Be**  
..... Phineas and Ferb because they are  
always up to something crazy  
**Pets**  
..... Binks (cat), Sarge (dog), Bonzi (fish)  
**Favorite Softball Moment**  
..... Driving in the winning run at Gold Nationals  
**Pre-Game Ritual**  
..... Listen to music and put on my "Ari/Danny" armband  
**One Thing People Don't Know About Me**  
..... I can't tell, it's a secret!  
**Favorite Class at MSU**  
..... Government, because my teacher is really fun  
**After I Graduate, I want to**..... Travel the world  
**Favorite Place on the MSU Campus**..... Cafeteria  
**What Does Being a Bulldog Mean to You**  
"I get to bark at people and wear Maroon and White with pride."

### HIGH SCHOOL/ CLUB HIGHLIGHTS

- Played varsity softball under head coach at Blaize Gatti at Horizon High School in Scottsdale, Ariz.
- Named All-Desert Valley Region three times during her varsity career and all-state twice.
- Contributed to Horizon's teams that finished first in the region all four years.
- Claimed multiple player of the week awards.
- Helped advance Horizon to the state tournament three-straight years, including a final four appearance in 2008.
- Led HHS to a 22-11 record and second-place league finish in 2009.
- Finished her final prep season ranked second on the team with a .443 batting average and 47 hits.
- Paced the Huskies in RBI with 32 during the 2009 campaign.
- Selected "Best Female Athlete" at Horizon following her final prep season.
- Tallied a .411 batting average as a junior while helping the Huskies to the semifinals of the Class 5A Division II state tournament.



- Contributed 30 hits in 2008, driving in 28 runs and scoring 19 more as HHS finished 27-7 overall and 8-0 in league play to claim a fourth-place state 5A ranking.

- Added six doubles and tied for the team's triples lead with four on the year.

- Selected Horizon's Most Valuable Player following a sophomore season in which she hit .387 with 34 RBI and 20 runs while leading the Huskies to the Arizona 5A Division I State Tournament.

- Collected all-region accolades as a freshman after contributing 48 runs and a .301 batting average.

- Played the past two summers for the AZ Desert Thunder, helping the team to a ninth-place finish at the prestigious 2009 ASA Gold Nationals.

- Guided the Desert Thunder to the Rocky Mountain Gold Regional title.

- Hit. 409 with 10 home runs and 61 RBI in 2007 to lead the Killer Bees to a 55-14 record and the national tournament.







5

BULLDOGS

## ERIN NESBIT

Infield • L-L • 5-8 • Fr. • HS  
Acworth, Ga. (Harrison)

### GETTING TO KNOW ERIN

**Birthdate.** ..... Nov. 23, 1990  
**Parents** ..... David and Kim Nesbit  
**Siblings.** ... Sisters Courtney, a Bulldog junior infielder, Morgan, Megan and Mallori  
**Major** ..... Enrolled in pre-major studies  
**Nickname** ..... E  
**The Reason You Chose Your Number** ..... Its 1/5th of Courtney's number  
**Favorite Saying**  
 "I have been crucified with Christ and I no longer live, but Christ lives in me. The life I now live is in the body, I live by faith in the son of God, who loved me and gave himself for me." - Galatians 2:20  
**Favorite Song** ..... Lead Me to The Cross  
**Favorite Restaurant** ..... Doug's  
**Favorite Vacation Spot** ..... Kenya  
**Favorite Hobbies.** ..... Shopping, drawing, and having crazy dance with Mallori  
**Favorite Pro Team.** ..... Atlanta Braves  
**Cartoon Character You'd Want to Be** ..... Minnie Mouse  
**If I Could Have A Super Power, I Would** ..... Be able to snap my fingers and go anywhere  
**Pets** ..... Weiner dog named Minnie  
**Most Embarrassing Softball Moment** ..... I ran into the wrong dugout after the inning  
**Favorite Softball Moment** ..... Hitting a lead-off home run against Corona Angels on the first pitch of 2008 Gold Nationals  
**Pre-Game Ritual** ..... Pray that God will use me on the field to glorify Him.  
**Superstitions** ..... I always have to put on my left batting glove first  
**One Thing People Don't Know About Me** ..... I am absolutely obsessed with old-time movies  
**Favorite Class at MSU** ..... American Government  
**After I Graduate, I want to** ... Go into foreign missions  
**Favorite Place on the MSU Campus** ..... The Chinese food line  
**What Does Being a Bulldog Mean to You**  
 "It means teamwork and working my hardest every time I put on the uniform."

### HIGH SCHOOL/ CLUB HIGHLIGHTS

- Enjoyed an outstanding prep career for head coach Deanna Stewart at Harrison High School in Georgia.
- Twice named Most Valuable Player at Harrison and led the team to a pair of Region 5AAAAA championships.
- Set her high school's career home run record and claimed the Golden Glove Award for an infielder following her senior campaign.
- Named Harrison High's Wendy's High School Heisman Award winner for the 2008-09 academic year.
- Also won the Bobby Bailey and Vince Dooley Awards.
- Selected Marietta Daily Journal First Team All-Region after hitting .418 for the Lady Hoyas' 2008 squad that claimed region runner-up honors.
- Collected 24 RBI and two home runs while scoring 29 times in her final prep season.
- Won the Heart of a Hoya award for the second-straight year and earned a spot in the Georgia Dugout Club All-Star game to close out her Harrison playing career.



- Claimed First Team All-State from the Atlanta Journal Constitution and Marietta Daily Journal first team all-county and all-region after posting a .426 batting average with 27 RBI and 34 runs scored in 2007.

- Hit .354 as a sophomore, claiming all-state honorable mention, all-county and all-region after helping Harrison to the region title.

- Tabbed the HHS Rookie of the Year following after hitting .276 and contributing 36 runs.

- Named Top Student-Athlete twice.

- Played club softball for the Atlanta Vipers Gold, Georgia Extreme Gold and Georgia Fire 18 Gold.

- Hit .439 with five home runs and 27 RBI as the Vipers advanced to the ASA Gold National Tournament.

- Led the 2007 Georgia Extreme to Gold Nationals.

- Claimed a .409 batting average in pacing Georgia Fire to a ninth-place finish at the 2006 ASA Gold Nationals.



2010 BULLDOG SOFTBALL





## CHELSEA RAINES

Infield/Catcher • R-R • 5-3 • Jr. • JC  
Ackerman, Miss. (Holmes CC)

### GETTING TO KNOW CHELSEA

**Birthdate:** ..... Feb. 17, 1989  
**Parents** ..... Dickie and Marie Raines  
**Siblings** ..... Sister, Amanda  
**Major** ..... Educational Psychology  
**Nickname** ..... Dog

#### The Reason You Chose Your Number

..... In memory of my uncle, Darrell, who was killed in a car wreck when he was 20. He was #51, but my high school didn't have 51 so I got 15.

**Favorite Saying** ..... Never be satisfied

**Favorite Song** ..... She's Country

**Favorite Restaurant** ..... Old Hickory

**Favorite Magazine** ..... People

**Favorite Vacation Spot** ..... Mountains

**Favorite Hobbies** ..... Riding horses

**Favorite Place to Shop** ..... Hibbett Sports

**Favorite Pro Team** ..... Boston Red Sox

**Favorite Road Trip Item** ..... iPod

**Favorite Animal** ..... Horse

**Favorite TV Show** ..... One Tree Hill

#### Cartoon Character I'd Want to Be

..... Tom from Tom and Jerry

#### If I Could Have A Super Power, I Would

..... Want super strength

**Pets** ..... Dogs: Oakley, Easton, Little Girl and Mac

**What's On Your iPod** ..... Mostly Country

#### Most Embarrassing Softball Moment

..... Falling face-first when I took the field for defense in my first junior college game.

#### Favorite Softball Moment

..... Hitting back-to-back home runs on senior night

**Pre-Game Ritual** ..... Listening to old country music

**Superstitions** ..... I don't step on the foul line

#### One Thing People Don't Know About Me

..... Most people don't know that I'm dyslexic

**Favorite Class at MSU** ..... Coaching basketball

#### After I Graduate, I want to

..... Start coaching and teaching

**Favorite Place on the MSU Campus** ..... The field

#### What Does Being a Bulldog Mean to You

"Everything. I have wanted to be a Bulldog ever since I watched MSU softball for the first time."

### JUNIOR COLLEGE HIGHLIGHTS

- Played two seasons for Ricky Casey at Holmes (Miss.) Community College.

- Named all-state, all-region and Holmes Most Valuable Player in 2009 after hitting .427 with 32 RBI, 42 runs scored and 20 stolen bases.

- Set the HCC single-season record and finished third in the state with nine home runs in 2009.

- Finished her junior college career with 14 round-trippers and 50 RBI.

- Posted a .298 batting average her freshman season, hitting five home runs and driving in 18 runs.

- Also scored 18 times and was a perfect seven-for-seven in stolen bases.

- Selected to the state's second division following her rookie campaign.

### HIGH SCHOOL/ CLUB HIGHLIGHTS

- Played her varsity career under the guidance of Mike Brown at Ackerman (Miss.) High School.



- Hit better than .400 three times during her high school playing career.

- Claimed all-district accolades all four years of her prep tenure.

- Selected the AHS Most Valuable Player her sophomore, junior and senior seasons.

- Hit four home runs and accounted for 37 runs her final two prep campaigns.

- Hit back-to-back home runs in her final game to cap a .407 senior season.

- Compiled four home runs, 18 RBI and 19 runs scored in her career-clinching season.

- Also played volleyball and was named the school's Homecoming Queen.

- Played club softball for Motion, claiming runner-up honors at the ASA State Tournament and ASA Southern Nationals.







## CHRISSIE ROVTAR

Infield • R-R • 5-10 • Fr. • HS  
West Chicago, Ill. (Community 94)

### GETTING TO KNOW CHRISSIE

**Birthdate** ..... Jan. 4, 1991  
**Parents** ..... Steve and Debbie Rovtar  
**Siblings** ..... Sisters, Allison and Kimberly  
**Major** ..... Enrolled in pre-major studies  
**The Reason You Chose Your Number**  
 ..... 44 has been my number for travel ball  
**Favorite Saying**  
 ..... It's only awkward if you make it awkward.  
**Favorite Song** ..... Slide by Goo Goo Dolls  
**Favorite Restaurant** ..... The Cheesecake Factory  
**Favorite Magazine** ..... US Weekly  
**Favorite Vacation Spot** ..... Maui, Hawaii  
**Favorite Hobbies**  
 ..... Shopping, movies and hanging out with friends  
**Favorite Place to Shop**  
 ..... American Eagle  
**Favorite Pro Team** ..... Chicago White Sox  
**Favorite Road Trip Item** ..... Music  
**Favorite Animal** ..... Dog  
**Favorite TV Show** ..... Ace of Cakes  
**Cartoon Character I'd Want to Be**  
 ..... Minnie Mouse  
**If I Could Have A Super Power, I Would**  
 ..... Read people's minds  
**Pets** ..... Fish - Harold and Frank the 1st  
**Most Embarrassing Softball Moment**  
 ..... Slipping on my backside during the sectional game in high school  
**Favorite Softball Moment**  
 ..... Hitting a home run in my last high school at-bat  
**Pre-Game Ritual**  
 ..... Listen to music  
**Superstitions**  
 ..... If I do good one game, I repeat everything before the next game  
**Favorite Class at MSU** ..... Introduction to Sociology  
**After I Graduate, I want to**  
 ..... Be a successful physical therapist  
**Favorite Place on the MSU Campus** ..... Softball field  
**What Does Being a Bulldog Mean to You**  
 "Being a part of another family and working toward a common goal."

### HIGH SCHOOL/ CLUB HIGHLIGHTS

- Prepped for Emily Johnson at Community District 94 High School her senior season after playing for Jim Schaudt her first three years.
- Hit .320 with eight doubles, a home run, 16 RBI and 11 runs scored in her senior season, leading her squad to a 27-6 record.
- Tabbed Community's Female Athlete of the Year her senior season after leading her team to second place in the DuPage Valley Conference and the regional finals.
- Named Press Publications Honorable Mention for the second-straight year and was a unanimous selection for her second All-DuPage Valley Conference honor in as many seasons.

• Collected a .335 batting average as a junior, hitting nine doubles, two triples and four home runs while driving in 16 runs and scoring 18 more.

• Guided the Wildcats to the conference championship, regional title and 4A Sectional finals.

• Selected honorable mention by the Daily Herald and Press Publications.

• Earned all-conference accolades after guiding Community High School to a 24-9 record in 2008.

• Earned a pair of Softball Athlete of the Week honors during her junior campaign.

• Also played basketball for Community District 94, leading the 2006-07 team to the regional championship.

• Earned Press Publications Honorable Mention and team MVP for her efforts on the hardwood during the 2007-08 season.

• Four-time member of the Community High School Honor Roll.

• Also received the Excellence in Math Award all four years of her high school career.

• A four-time Academic All-Conference selection in softball and a two-time honoree for basketball.

• Awarded the Presidents' Award for Educational Excellence in 2009 and the Community High School Academic Merit Award.

• Played the summer of 2009 for DTA Elite and head coach Kevin Simpson.

• Hit .371 with a home run, 15 RBI and 13 runs scored to pace DTA Elite to the Glen Ellyn Invitational championship and a third-place showing in the ASA Chicago Metro Tournament that qualified the team for ASA Nationals in Las Vegas.

• Competed for Simpson's Illinois Thunder travel squad in 2008, hitting .542 with two home runs, six doubles, six triples, 19 RBI and 18 runs scored.

• Collected a 1.042 slugging percentage with the Thunder.







## KYLIE VRY

Pitcher • L-L • 5-10 • Fr. • HS  
Des Moines, Iowa (Des Moines East)

### GETTING TO KNOW KYLIE

**Birthdate** ..... Apr. 16, 1991  
**Parents** ..... Alan and Michelle Vry  
**Siblings** ..... Brother, Tyler  
**Major** ..... Enrolled in pre-major studies  
**The Reason You Chose Your Number**  
 ..... 3 is one of the two digits in 33, my favorite number  
**Favorite Saying** ..... No Pain, No Gain  
**Favorite Song**  
 ..... Last Man Standing  
**Favorite Restaurant** ..... Chili's  
**Favorite Magazine** ..... Cosmo  
**Favorite Vacation Spot** ..... Beach  
**Favorite Hobbies**  
 ..... Sports, eating, taking pictures  
**Favorite Place to Shop** ..... Wal-Mart  
**Favorite Road Trip Item** ..... The radio and food  
**Favorite Animal** ..... Shamu  
**Favorite TV Show**  
 ..... That 70's Show, Gilmore Girls, What I Like About You  
**Actress You'd Want to Play You In A Movie**  
 ..... Jennifer Aniston  
**What Cartoon Character Would You Want to Be**  
 ..... I always loved Winnie the Pooh  
**If I Could Have A Super Power, I Would**  
 ..... Be able to read minds  
**Pets** ..... Dog named Sunny  
**What's On Your iPod** ..... All kinds of music  
**Most Embarrassing Softball Moment**  
 ..... Tripping on my way to first base, losing my shoe and crawling to the base. I made it!  
**Favorite Softball Moment**  
 ..... Winning ASA Gold Nationals  
**Superstitions**  
 ..... Can't untie and tie my shoes before a game  
**Favorite Class at MSU**  
 ..... American Government — the teacher is awesome!  
**After I Graduate, I want to** ..... Travel  
**Favorite Place on the MSU Campus**  
 ..... The Cafeteria  
**What Does Being a Bulldog Mean to You**  
 "Pride. I love to wear the Maroon and White and show what the Bulldogs are all about."

### HIGH SCHOOL/ CLUB HIGHLIGHTS

- Played high school softball at Des Moines East High School her freshman and sophomore seasons before solely focusing on travel ball the final two years of her prep career.

- Hurlled the Florida Gold Coast Hurricanes to the championship of the prestigious ASA Gold National Tournament in 2008.

- Came back the next summer and helped lead the Hurricanes to a runner-up showing at ASA Gold Nationals.

- Toed the rubber two seasons for Bob Ligouri's Des Moines East High School squad.

- Compiled a 90-9 during her freshman and sophomore seasons.

- Named Iowa Girls High School Athletic Union Class 4A First Team All-State and Elite All-State in 2007 after tossing 186 innings and compiling a 0.26 ERA with 378 strikeouts.



- Claimed all-district and first team all-conference accolades after leading East to a 45-4 record and a third-straight CIML Conference championship.

- Set a high school record for most strikeouts in a seven-inning no-hitter with 19.

- Hit .311 with 24 RBI during her final prep season.

- Registered a 0.61 ERA as a freshman, earning eight saves and striking out 31 in just 23 innings of work.

- Helped guide Des Moines East to the 2006 Iowa Class 4A state championship after claiming the CIML conference title.

- Elected to the Des Moines East Hall of Fame.

- Claimed president's honor roll accolades for maintaining an A average.

- Earned All-America Scholar-Athlete honors from the National Fast-pitch Coaches Association following the 2007 season.

- Named valedictorian for Des Moines East's Class of 2009.

- Also lettered in volleyball during her high school career.








# MEET THE COACHES





# HEAD COACH JAY MILLER



BULLDOGS

## JAY MILLER

Head Coach • Eighth Season  
Illinois State '78

Utilizing a coaching model that emphasizes hard work, loyalty, enthusiasm, dedication to the classroom and a commitment on the playing field, Jay Miller further cemented his reputation as one of the most well-respected coaches in the sport during a 2009 year filled with accolades.

Under his leadership last season, his Mississippi State squad returned to the post-season for the sixth time in his seven seasons

at the helm.

The Illinois native also became Mississippi State's winningest coach in 2009, earning the mark with a 4-3 win over Purdue on Feb. 13. Just days later, all of his hard work and dedication to the sport paid off when he was selected the head coach of the United States Women's National Team for the 2009-2012 quadrennium. Guiding a contingent that included Bulldog senior Chelsea Bramlett and former MSU all-American Courtney Bures, Miller led the U.S. to gold medals at Canada Cup, the World Cup of Softball and Japan Cup.

His latest accolades came just a couple of months after he earned a distinguished place among fastpitch softball's coaching greats in the National Fastpitch Coaches Association Hall of Fame. Miller became just the third SEC head coach to be inducted into the annals, joining Yvette Girouard of LSU and Joyce Compton of South Carolina as part of the association's 18th class.

His induction into the hall capped a 2008 season that saw his Bulldogs finish with a 41-22 record, the second-most wins in school history, and set school records for batting average (.311) and stolen bases (126).

The '08 campaign also saw him reach a couple of personal milestones, as he won his 900th career game with a victory over Syracuse on Mar. 1 at the NFCA Leadoff Classic and coached his 1,500th career game on May 3 in a win over Arkansas.

In more than two decades of coaching softball at the Division I level at Missouri and Mississippi State, Miller has helped develop the talents of a plethora of players who have gone on to write their own success stories. Over the last 12 years, he has had the pleasure of mentoring 47 all-conference players, as well as 10 all-Americans. In addition, Miller has coached two players - Barb Wright at Missouri and Iyha McMichael at MSU - to three different conference player of the year accolades. Since 1996, 39 players have secured conference player of the week laurels under Miller as well.

Through his first seven seasons in the third base box at MSU, 37 single-season school records have been set, and three players have earned Louisville Slugger/NFCA First-Team All-America honors a total of seven times. Bramlett earned first team honors for the third-straight season in 2009, becoming the first Bulldog to receive first-team distinction in her first three seasons.

Bramlett was also named to the NFCA all-region team along with Sammie Jo Bailey, Ali Bainbridge and Ka'ili Smith, giving Miller 10 players who have received the honor 15 collective times.

In his first season with the Maroon & White, McMichael was named a top-10 finalist for USA

Softball Player of the Year. The next season, she finished her senior campaign as one of the three finalists for the prestigious award after becoming the school's second multiple-time first team all-American. Bures and Bramlett went on to be nominated to the player of the year watch list, with Bramlett advancing to the top 25 in both 2008 and 2009.

Miller's first season also saw the Bulldogs go 34-30 and earn their second-consecutive NCAA postseason berth - the first time the Maroon and White achieved consecutive NCAA Regional bids. Furthermore, Mississippi State broke or tied eight team single-season records in his

## THE MILLER FILE

**FULL NAME:** Charles Jay Miller

**HIRE DATE:** August 2, 2002

**BIRTHDATE:** May 25, 1956

**EDUCATION:** Completed International Studies Program at University of Grenoble (France) in 1975; Bachelor of Science in Psychology and Sociology at Illinois State University in 1978; Masters of Science in Education with emphasis in counseling and personnel services at Purdue University in 1979. ABD in Counseling Psychology

**FAMILY:** Wife - Lacy Lee Baker. The couple has a daughter, Nicole, 18.

**COACHING EXPERIENCE:** Head Coach at Purdue (1980-81); Assistant Coach at Missouri (1982-84); Head Coach at Missouri (1987-02); Head Coach at Mississippi State (2002-Present).

**INTERNATIONAL COACHING EXPERIENCE:** Pitching Coach for Netherlands Antilles at Pan Am Games (1987) and World Championships (1990); USA Softball National Team Selection Committee (1992-1996); Team Leader For USA Softball National Team at Pan American Qualifying Tournament (1994); USA National Team Coaching Staff (1997-present); Assistant Coach for USA Softball National Team at Pan American and World Championship qualifying tournament (1997); Head Coach for USA Blue National Team at Canada Cup and American Challenge Series (1999); Head Coach for USA Red National Team at US Cup (2001); Assistant Coach for USA Red National Team at Softball Shootout and Canada Cup (2001); Head Coach for USA Softball Elite Team at Canada Cup (2002-2004); Head Coach for USA Softball National Team at World University Games (2004); Assistant Coach for USA Softball National Team at Pacific Rim Sports Summit (June, 2005); Assistant Coach for USA Elite National Team at Canada Cup (June, 2005); Assistant Coach for USA Softball National Team at Intercontinental Cup (July, 2005); Assistant Coach for USA Softball World University Team (2006); Head Coach for USA Softball Junior National Team at Pan American Qualifier (2006-2007), Head Coach for USA Junior World Championships - gold medal (2007), Head Coach for USA National Team at Canada Cup - gold medal (2009), Head Coach for USA National Team at World Cup of Softball - gold medal (2009), Head Coach for USA National Team at Japan Cup - gold medal (2009).



# HEAD COACH JAY MILLER



first campaign in Starkville, then shattered two more the following season.

Miller stresses academic excellence as much, if not more, than on-field excellence. The 2010 Dawgs posted the top fall grade-point average among MSU's female teams with a program-best 3.49 GPA. The 2008 squad had a school-record 10 players named NFCA All-America Scholar-Athlete en route to earning the team the eighth-highest grade-point average in Division I softball. That edition also had 14 players earn academic honors from the SEC, giving State 70 conference academic honorees during Miller's tenure. Since 1985, Miller has had 118 conference academic honor roll picks and, in 2007, Mississippi State earned nine NFCA All-America Scholar-Athlete selections for the second-straight year en route to 49 honorees in Miller's seven seasons.

Success with MState is nothing new for Miller, as it has followed him at every stop of his coaching career. Having posted winning records in all but two of his 27 seasons as a collegiate head coach, Miller has coached his teams to 40+-win seasons on eight occasions, with the 2004 version of the Bulldogs falling just one victory shy of number nine. His 1986 Oklahoma City squad turned in an eye-popping 50-win campaign as the Stars compiled a 50-26 mark en route to a national runner-up finish.

Mixed in with his collegiate success, Miller has also built an impressive resumé on the international stage. His appointment as head coach of the national team was the culmination of a journey that started from 1992-96 when he served on the National Team selection committee that would, ultimately, be in charge of choosing the inaugural USA Softball team to compete in the 1996 Olympics in Atlanta.

He has served in various capacities with the organization, including head coaching stints of the USA Red squad that captured gold at the 2001 U.S. Cup and the USA Elite team that took home the 2003 Canada Cup championship after claiming runner-up honors the previous year. He also was an assistant coach for the USA National Team in gold medal runs at both the Pacific Rim Sports Summit and the Intercontinental Cup in 2004. He was also on the coaching staff of the USA Elite squad in its run to a silver medal at the 2005 Canada Cup, and the 2006 World University squad, including Bures, that won the gold medal in Taiwan. The 2007 slate saw him skipper the United States Junior National Team to the gold medal at the Junior World Championships in The Netherlands after the squad posted a perfect 10-0 mark in the qualifier the previous fall.

"Coaching with USA Softball has helped tremendously because you are working only working with the best coaches in the United States, but the top in the world also," he said. "It has enabled me to exchange ideas and talk about what works and what doesn't work. That's a continual process. You do that each time."

That interaction with some of the top names in the sport not only helped him in Starkville, but also during his 15-year tenure as the head coach at Missouri. There, he led the Tigers to a pair of Women's College World Series appearances in 1991 and 1994, five NCAA Regional appearances and compiled a 556-309 overall record. In 1991 and 1997, his squads won the overall league championship and, on three occasions, his squads have taken the league tournament title.

No stranger to success, one would think that Miller would have to have at least one favorite coaching moment in his first 27 seasons of coaching fastpitch softball.

"I don't really have a favorite moment," he said. "Every year you have a favorite moment and every year you have memorable moments - from teams that went to the World Series, to the Olympic team when they won the first gold medal, to the national team programs and the things that they have done."

"Even years when you don't win as many games as you would like, you still have memorable moments. You still have kids that you live and die for everyday in practice and every game that they go out there and play."

The enthusiastic mentor, who turns 54 on May 25, has had his share of successes over the years. His is a resumé that includes a handful of conference and region coaching honors, as well as team successes such as Women's College World Series and top 10



2010 BULLDOG SOFTBALL





# HEAD COACH JAY MILLER



appearances, and international experiences in several countries, as well as on U.S. soil.

But, when it is all said and done, Miller still remains humble, each day arriving in his office well before many of his colleagues to plan out the day's, and sometimes the week's, agenda.

"In whatever you do, you're only going to get out what you put in," Miller said. "That's a key to understand and we want kids with that kind of work ethic and that kind of dedication."

Entering his 28th season as a Division I head coach, the NCAA's 11th-winningest active coach will carry a 954-607 record into his eighth year at Mississippi State – a job that he took the reigns of towards the end of July, 2002. Since then, he has become comfortable with a team that, he knows, will give him some more of those memorable moments he so cherishes.

"I think that there is tremendous potential here at Mississippi State," Miller said. "You

have an administration that is supportive and wants you to be successful and provides you with the resources so that you can be successful.

"I think there are some tremendous athletes overall in the South. If you look at the states in which the SEC encompasses, they haven't had a lot of experience playing fastpitch softball, but they are getting more and more."

Unlike some of his counterparts in other sections of the United States, Miller was a ball fan of a different type growing up. With the Aurora Seal Masters – winners of the first two-ever world titles in men's fastpitch softball – training nearby, the young Miller often found himself emulating a star pitcher throwing out of a circle, rather than off of a mound.

His experiences as a fastpitch player on the men's major level towards the end of his high school and throughout his college careers, unexpectedly, helped move him into the coaching world when he was completing his master's work at Purdue. Although dead set on a career in the psychology or counseling world, Miller found himself taking on pitching coach (and later head coach) duties for the Purdue women's club team in the late 70's.

"I never really thought about coaching," he said. "The faculty sponsor of Purdue's women's club team asked me if I would come out and help him with the pitchers because I told him that I had played a lot and so I did. That was in August. In October, he resigned and the players asked me if I would be their coach.

Just more than three years following his informal introduction to the coaching world,

## MILLER'S RAP SHEET

### Player Accomplishments Since 1985

All-America Selections	31
All-Region Selections	45
Conference Player of the Year Honors	3
All-Conference Recipients	45
All-SEC Recipients	16
All-Conference Tournament Recipients	19
All-SEC Tournament Recipients	2
NCAA Regional all-tournament honors	8
Conference Players/Pitchers of the Week	85
SEC Players/Pitchers of the Week	10
Pro Softball Draftees	8
Academic All-Americans	45
Academic All-District selections	24
Conference Academic Honorees	144
SEC Academic Honorees	85

## MILLER'S COACHING CAREER

### 28th Season Overall (Eighth at MSU)

Season	School	W-L	Pct.
1980	Purdue	13-10	.565
1981	Purdue	16-11	.593
1985	Oklahoma City	28-32	.467
1986	Oklahoma City	50-26	.658
1987	Oklahoma City	46-27	.630
1988	Missouri	44-18	.710
1989	Missouri	35-22	.614
1990	Missouri	30-14	.682
1991	Missouri	*39-14	.736
1992	Missouri	41-14	.745
1993	Missouri	31-18	.633
1994	Missouri	40-23	.635
1995	Missouri	47-19	.712
1996	Missouri	31-22	.585
1997	Missouri	*47-16	.746
1998	Missouri	36-20	.643
1999	Missouri	41-21	.661
2000	Missouri	34-27	.557
2001	Missouri	31-28	.525
2002	Missouri	29-33	.468
2003	Mississippi State	34-30	.531
2004	Mississippi State	39-26	.600
2005	Mississippi State	35-31	.530
2006	Mississippi State	33-28	.541
2007	Mississippi State	35-27	.565
2008	Mississippi State	41-22	.651
2009	Mississippi State	28-28	.500

Totals	Yrs	Record	Pct.
at Purdue	2	29-21	.580
at Oklahoma City	3	124-85	.562
at Missouri	15	556-309	.643
at Mississippi State	7	245-192	.561
<b>Totals</b>	<b>27</b>	<b>954-607</b>	<b>.611</b>

\* - Conference Champions

### OKLAHOMA CITY (1984-1987)

- 1986 NAIA National Runner-Up
- 1987 NAIA National Championships (4th)
- 1987 Southwest Region Coach of the Year
- 1986, 1987 District IX Coach of the Year

### MISSOURI (1988-2002)

- 1990, 1991 Big Eight Coach of the Year
- 1991 Big Eight Champions
- Women's College World Series: 1991, 1994
- NCAA Regionals: 1991, 1994, 1995, 1997, 1999
- 1994, 1997 Midwest Region Coach of the Year
- 1997 Big 12 Champions
- 1997 Big 12 Tournament Champions
- 1997 Big 12 Coach of the Year

### MISSISSIPPI STATE (2003-Present)

- NCAA Regionals: 2003-2005, 2007, 2008-2009



# HEAD COACH JAY MILLER



Miller took on his first full-time coaching duties as an assistant at Missouri where, years later, he would eventually make a big name for himself. While in Columbia under current South Carolina coach Joyce Compton, he served primarily as the pitching coach and Missouri rattled off an impressive 107-51 overall record during the stretch – a mark which included one conference championship, two NCAA Regional appearances and an appearance in the 1983 Women's College World Series.

He received his first head coaching stint in 1984 as skipper of now-NAIA powerhouse Oklahoma City who, at the time, were Division I and looked to harvest recruits that state-powerhouses Oklahoma and Oklahoma State would grow to envy. Miller coached the Chiefs one season at the Division I level before starting Oklahoma City's dominance in the NAIA with a pair of top-five finishes (2nd in 1986, 4th in 1987) in his final two seasons with the team, both of which produced District IX Coach of the Year accolades. His team's 1987 achievements earned him Southwest Region Coach of the Year honors.

"In March, during the first year that I was there, they announced that they were going to change to the NAIA the following year," said Miller of the surprise move. "I coached there for three years and we were very successful before I had an opportunity to go back to Missouri."

Although his coaching career in the Sooner state officially came to a close when he accepted the offer to become Missouri's sixth head coach in 1987, Miller was still reaping the benefits of the hard work in his career. While in Oklahoma City, the site of the Amateur Softball Association's Hall of Fame, he developed close contacts while working with the ASA that allowed him to draw his first international experience as a pitching coach for Netherlands Antilles in the 1987 Pan Am Games in Indianapolis.

Months later, he returned to Columbia, Mo., to find a program much different than when he left three years prior. While Mizzou had accumulated a .677 winning percentage during Miller's stay as an assistant coach, the program had struggled since, going 89-72 (.553) from 1984-

1987, including a 14-18 mark the season prior to Miller's rehiring.

"It was really an opportunity to build, or to rebuild, the program there," said Miller of the opportunity to return to his roots, of sorts. "That's what we worked on doing. We went out and worked hard and tried to bring some players in that could compete at the top level, and we got back to the World Series in four years."

However, the Tigers flirted with greatness immediately, capturing either second or third in the Big Eight over the next three years before reeling off a 39-14 record in 1991 en route to both the conference regular season and tournament championships, as well as a fifth-place finish in the Women's College World Series. The transformation struck gold for Miller as well, as he was decorated with his second-straight Big Eight Coach of the Year laurels.

Miller continued his work towards greatness the following season as he led Mizzou to its second 40-win season since taking over the program (44-18 in 1988) and its best season since 1981, then churned out a 31-18 clip the following season despite losing six starters to graduation. In 1994, the Tigers finished seventh at the WCWS after filing a 40-23 record, then turned in a school-record 47 wins the following season on the way to their second-straight trip to the NCAA postseason.

Two years later, 10 years to the date following his being named Missouri's skipper, Mizzou went the distance in the conference and conference tournament for the fourth time in school history, achieving the program's best record since 1983 (47-16) and securing its fourth postseason appearance under his direction. The run earned Miller his third conference coaching honor and his first such accolade in the Big 12.

"The awards mean that you have good players," he said. "It is a reflection on the team and the kind of work and effort and commitment that your players put in and the dedication that they have to your program."

Over the next four years, his Missouri

teams finished each season with no less than 30 victories, making its fifth appearance in the NCAA Regionals with a 41-21 clip in 1999. Having reeled off a 556-309 record in 15 seasons as head coach of the Black and Gold, he parted ways with Columbia following the 2002 campaign to take over the reigns of the Maroon and White.

In addition to his coaching prowess, Miller is a leading authority on softball technology, having written more than 30 articles for professional publication. He most recently authored a chapter entitled "Offensive Strategy" for The Softball Coaching Bible, published by Human Kinetics Press in 2002.

Miller has also developed five softball skills videotapes that are marketed internationally. He is also considered one of the top softball clinicians in the world, having conducted more than 100 camps and clinics in the United States, Netherlands Antilles, Italy, Czech Republic, Holland, France and Malaysia.

He began his educational career at the University of Grenoble in Grenoble, France, completing his international studies program there before obtaining his Bachelor's of Science Degree in Psychology and Sociology from Illinois State in Normal, Ill., in 1978. He completed his Master's Degree in Education with an emphasis in counseling and personnel services at Purdue University in 1979.

Miller and wife Lacy Lee Baker, Executive Director of the National Fastpitch Coaches Association, have one daughter, Nicole (3-30-91), who is a freshman softball player at Lake Forest College in Illinois.

## WINNINGEST ACTIVE COACHES

\*NCAA Division I Coaches (By Victories)

<i>Coach, Current Team</i>	<i>Yrs</i>	<i>Record</i>
1. Mike Candrea, Arizona	22	1,361-314-2
2. Margie Wright, Fresno St.	30	1,345-479-3
3. Gayle Blevins, Iowa	31	1,220-565-5
4. Yvette Girouard, LSU	30	1,200-387-1
5. Carol Hutchins, Michigan	26	1,130-404-4
6. Joyce Compton, S. Carolina	33	1,127-518-3
7. Elaine Sortino, Massachusetts	30	1,066-442-5
8. Eugene Lenti, DePaul	28	1,018-491-6
9. Margo Jonker, C. Michigan	30	980-580-5
10. Diane Ninemire, California	23	970-477-0
<b>11. JAY MILLER, MISSISSIPPI ST.</b>	<b>27</b>	<b>954-607-0</b>
12. Donna Papa, N. Carolina	26	935-513-5
13. Ralph Weekly, Tennessee	22	917-316-2
14. Bob Brock, Sam Houston St.	24	910-500-1
15. Teresa Wilson, Texas Tech	21	824-484-1
16. Melinda Fischer, Illinois St.	26	808-539-2
17. Jo Evans, Texas A&M	23	782-443-2
18. Lana Richmond, SE Missouri St.	26	756-531-2
19. Karen Mullins, Connecticut	26	743-462-5
20. Bob Coolen, Hawai'i	23	735-503-1

2010 BULLDOG SOFTBALL





## ANNIE SMITH

Assoc. Head Coach • Eighth Season  
Grinnell College '95

BULLDOGS

Associate Head Coach Annie Smith enters her 14th year as a collegiate softball coach, her eighth season at Mississippi State and her 14th as an assistant to head coach Jay Miller, officially joining the Bulldog staff on Aug. 26, 2002.

Smith's duties include, but are not limited to, hitting and defense instruction, recruiting coordination, administration and practices, travel coordination, camp co-direction, assistance in the implementing of MSU Softball's strength/conditioning program, and assisting in the fundraising and promotion of the program.

"Annie is crucial to our success," Miller said. "Annie has been with me for the last 14 years and knows what I want from our team practice-wise, on-the-field and off-the-field. She is a certified strength and conditioning coach who does a good

job of making sure our players are in the shape that they need to be in order to compete at this level.

"I've seen her really progress as a coach over the years. She's done a great job being in every aspect of coaching and I think she will be a big plus for our ballclub."

Smith's formal introduction to Miller came during the 1995-96 year when she volunteered helping in various aspects of the Missouri program. The next year, she served as a regular staff member at Missouri's softball camps and clinics and as a graduate teaching assistant in the Missouri Health and Exercise Sciences department. In July of 1996, she was hired full time as a graduate assistant coach on Miller's staff, where she was involved in all phases of the Black and Gold program, including the upkeep and maintenance of the Missouri softball stadium.

"I feel very fortunate to have had the opportunity to work alongside coach Miller," Smith said. "He has given me the opportunity to mature and grow as a coach and I am very appreciative of all that I have learned."

Since joining Miller's staff full time, Smith has also been instrumental in fundraising efforts for both the Missouri and Mississippi State softball programs, including organizing the Diamond Club, volunteer work in the community, speaking to groups and running clinics to promote the sport and the University and designing newsletters and websites.

Smith is also instrumental in keeping track of all Mississippi State softball alumni and contacting them for future annual Fall Alumni games and Alumni Recognition Days in the Spring. In addition, she writes, edits and produces the Bulldog Diamond Club newsletter which is then distributed to all members of the Mississippi State Softball Diamond Club.

"Annie is as much a part of this program as I am," Miller said. "She is a tireless worker and the glue that holds everybody together around here. She has developed into an outstanding hitting coach and does a good job developing our young hitters. She is a big reason for our success."

A three-year player at Grinnell College in Grinnell, Iowa, Smith earned Most Improved honors in 1993. Primarily a second and third baseman for the Pioneers, she was elected team co-captain prior to her senior season.

Smith received her Bachelor of Arts degree in History and Psychology from Grinnell in 1995. While at Missouri, she completed her coursework for a Masters of Education degree in Health and Exercise Sciences with an emphasis in Sports Psychology in 2002 while maintaining a 3.85 cumulative GPA.

"I enjoy being able to work with some of the best players and coaches in the nation day after day," Smith said. "Having the opportunity to see players grow on and off the field as they apply their experiences of playing softball to everyday life makes my job very enjoyable."

The daughter of Robin and Carolyn Smith of College Station, Texas, was born July 22, 1974, in Pasadena, Calif. Her hobbies include softball, reading, working out and shopping. Smith is currently single.

## THE SMITH FILE

**FULL NAME:** Adrianna L. Smith

**HIRE DATE:** August 26, 2002

**BIRTHDATE:** July 22, 1974

**EDUCATION:** Bachelor of Arts in History and Psychology at Grinnell College in 1995; Masters of Education in Health and Exercise Science with an emphasis in Sports Psychology at Missouri in 2002; NSCA Certified Strength and Conditioning coach.

**FAMILY:** Daughter of Robin and Carolyn Smith of College Station, Texas ... Native of Manhattan, Kansas

**COACHING EXPERIENCE:** Graduate Assistant Coach at Missouri (1996-99); Assistant Coach at Missouri (1999-02); Assistant Coach at Mississippi State (2002-Present).

**COACHING PHILOSOPHY:** To create an environment where every athlete can reach their greatest potential both on and off the field. I want our players to develop a deep sense of pride in the program and be able to leave knowing they had one of the greatest experiences of their life and be able to apply those experiences as they move on.





B  
U  
L  
D  
O  
G  
S

## KAREN JOHNS

Assistant Coach • First Season  
South Carolina '89

Mississippi State first-year assistant coach Karen Johns might be the newest addition to the Bulldog coaching staff, but she is a veteran of the softball coaching ranks with over 15 years of experience coaching at both the collegiate and international levels.

Johns brings a wealth of knowledge to the Bulldog pitchers and catchers, as she was a two-time NFCA All-America catcher for South Carolina. In addition to her work with State's battery, Johns also manages the equipment and facilities, works with scheduling and assists in the coordination of MSU's camps and clinics.

"We are extremely fortunate to have a coach the caliber of Karen Johns as a part of our coaching staff. She brings a wealth of knowledge as a collegiate head coach and as an assistant coach with the Olympic Team," MSU head coach Jay Miller said.

The move to the Bulldog softball program continues a 14-year collegiate coaching career that includes head coaching stints at Florida and most recently Virginia.

Johns returns to the collegiate coaching ranks following a two-year hiatus in which she served as Associate Executive Director of the National Fastpitch Coaches Association.

During her seven years as a head coach, the Whippany, N.J., native put together a 238-196 record and four NCAA Regional appearances.

Johns coached the Cavaliers for the 2006 and 2007 seasons after bringing Florida to national recognition during a five-year stay.

Over the course of her five years in Gainesville, Johns posted a .594 winning percentage and 192-131 record. She skipped UF to the NCAA Tournament four times. Her 2005 squad ended the year 41-23 and hosted its third NCAA Regional of her tenure.

Prior to landing the head coaching job in Gainesville, Johns got a taste of Southeastern Conference softball in a five-year stint as an assistant coach at the University of Alabama. She moved into the position of top assistant in 2000 and helped guide the Crimson Tide to the Women's College World Series where they came away with a sixth-place finish.

The accomplishments she enjoyed as a part of the Crimson Tide coaching staff helped vault her into the head coaching ranks, but it was a successful tenure as an assistant coach under Joyce Compton, Miller's mentor at Missouri, that sparked her coaching career.

Johns assisted Compton's 1993 and 1994 Gamecock squads to a 105-38 record, a pair of NCAA Regional appearances and Regional Coaching Staff of the Year accolades.

A two-year academic counselor in Columbia, Johns earned her master's degree at the school while serving as a graduate assistant on the 1990 squad that went 49-14 and a student assistant for Carolina's 1989 team that won 46 games and advanced to the Women's College World Series.

Her successful coaching tenure follows an equally as impressive resume behind the plate at South Carolina. The two-time NFCA First Team All-American led the Gamecocks in batting average, hits and slugging percentage three-straight years. She still ranks among Carolina's careers leaders in batting average (.350) and doubles (38).

An outstanding career at USC led her to a heralded tenure as a member of the United States National Team.

Johns earned her first National Team nod in 1989, and she helped that team to gold medals at the U.S. Olympic Festival and the ISF World Championships.

Over the next six years, she went on to capture three more U.S. Olympic Festival gold medals and another ISF World Championship title along with a Pan Am Games championship and the South Pacific Classic gold medal.

In 2005, Johns made the transition from National Team player to an assistant coach with the Red, White and Blue.

She assisted the United States to the silver medal at the 2008 Olympic Games in Beijing, China, after helping the squad to a pair of World Cup of Softball titles along with championships at Canada Cup, the Pan Am Games, Japan Cup and ISF World Championships.

This past summer, she served on the U.S. staff under Miller and helped guide the Americans to a berth in the 2010 ISF World Championships and the 2011 Pan Am Games with a gold-medal performance at the Pan Am Qualifier in Maracay, Venezuela.

Born Nov. 19, 1965, the former Karen Sanchelli and her husband, Bobby, have a daughter, Kaci.

## THE JOHNS FILE

**FULL NAME:** Karen Sanchelli Johns

**HIRE DATE:** June 22, 2009

**BIRTHDATE:** November 19, 1965

**PLAYING EXPERIENCE:** Four-year letterwinner and two-time NFCA All-America catcher at South Carolina

**FAMILY:** Married to Bobby Johns and has one daughter, Kaci Michelle.

**COACHING EXPERIENCE:** Student Assistant Coach at South Carolina (1989); Graduate Assistant Coach at South Carolina (1990); Assistant Coach at South Carolina (1993-94); Assistant Coach at Alabama (1996-2000); Head Coach at Florida (2001-05); Head Coach at Virginia (2006-07); Assistant Coach at Mississippi State (2009-present).

**HOBBIES:** Watching sports, spending time with my family, and Facebook.

**COACHING PHILOSOPHY:** I have learned some great lessons as both a player and coach, and I want to pass those great lessons on to the players in our program. I want them to always be themselves, work hard every day to be the best they can be, enjoy what they do and never let their embarrassments become an obstacle in what they want to accomplish.







# SUPPORT STAFF



**RICHARD  
AKINS**

Strength Coach



**ALISON  
BARNES**

Student Manager



**KELVIN  
GIBSON**

Transportation



**SARAH  
GOFF**

Student Trainer



**MEGUMI  
IKEDA**

Athletic Trainer



**EVERETT  
KENNARD**

Transportation



**GINA  
McCLOUD**

Student Assistant



**LYNDA  
MOORE**

Academic Counselor



**MICHELLE  
SCRIVENER**

Administrative Asst.



**SCOTT  
STRICKLIN**

Softball Administrator



**SHAUN  
TAYLOR**

Game Operations



**BROCK  
TURNIPSEED**

Media Relations





# 2010 OPPONENTS





## UAB

February 12 • Starkville, Miss.

### UNIVERSITY INFORMATION

**Location:** Birmingham, Ala.  
**Enrollment:** 16,246  
**President:** Dr. Carol Garrison  
**Nickname:** Blazers  
**Colors:** Forest Green & Old Gold  
**Conference:** Conference USA  
**Field:** UAB Softball Field  
**Capacity:** 500

### SOFTBALL INFORMATION

**Head Coach:** Marla Townsend  
**2009 Record:** 21-34  
**2009 Conference Record:** 8-16 (8th)  
**2009 Final Rank:** NR  
**Starters Returning/Lost:**  
 8/2 Position, 1/3 Pitchers  
**Letterwinners Returning/Lost:** 13/2  
**Series Record:**  
 Mississippi State leads 10-1  
**Last Meeting:**  
 MSU 9-7, 3/24/09 in Birmingham

### MEDIA INFORMATION

**Softball Contact:** Sarah Fitzpatrick  
**Office Phone:** 205-934-0724  
**Office Fax:** 205-934-7505  
**E-Mail:** sfitzpa3@uab.edu  
**Website:** www.UABsports.com



## STEPHEN F. AUSTIN

February 13 • Starkville, Miss.

### UNIVERSITY INFORMATION

**Location:** Nacogdoches, Texas  
**Enrollment:** 12,845  
**President:** Dr. Baker Pattillo  
**Nickname:** Ladyjacks  
**Colors:** Purple & White/Red Trim  
**Conference:** Southland  
**Field:** Ladyjack Softball Field  
**Capacity:** 750

### SOFTBALL INFORMATION

**Head Coach:** Gay McNutt  
**2009 Record:** 29-27  
**2009 Conference Record:** 17-12 (4th)  
**2009 Final Rank:** NR  
**Starters Returning/Lost:** 5/4  
**Letterwinners Returning/Lost:** 11/8  
**Series Record:**  
 Stephen F. Austin leads 1-0  
**Last Meeting:**  
 SFU 10-0, 3/11/82 in Baton Rouge, La.

### MEDIA INFORMATION

**Softball Contact:** Brian Ross  
**Office Phone:** 936-468-5800  
**Office Fax:** 936-468-4593  
**E-Mail:** rossbrian@sfasu.edu  
**Website:** www.sfajacks.com



## NORTH TEXAS

February 13 • Starkville, Miss.

### UNIVERSITY INFORMATION

**Location:** Denton, Texas  
**Enrollment:** 33,500  
**President:** Dr. Gretchen M. Bataille  
**Nickname:** Mean Green  
**Colors:** Green and White  
**Conference:** Sun Belt  
**Field:** Lovelace Stadium  
**Capacity:** 300

### SOFTBALL INFORMATION

**Head Coach:** T.J. Hubbard  
**2009 Record:** 26-28  
**2009 Conference Record:** 11-12 (5th)  
**2009 Final Rank:** NR  
**Starters Returning/Lost:**  
 6/2 Position, 3/0 Pitchers  
**Letterwinners Returning/Lost:** 15/2  
**Series Record:**  
 Mississippi State leads 1-0  
**Last Meeting:**  
 MSU 6-3, 4/19/86 in Arlington, Texas

### MEDIA INFORMATION

**Softball Contact:** Amy Ruggini  
**Office Phone:** 940-369-7980  
**E-Mail:** amy.ruggini@unt.edu  
**Website:** www.meangreensports.com



## LOUISIANA-MONROE

February 19 • College Station, Texas

### UNIVERSITY INFORMATION

**Location:** Monroe, La.  
**Enrollment:** 9,004  
**President:** Dr. James E. Cofer, Sr.  
**Nickname:** Warhawks  
**Colors:** Maroon and Gold  
**Conference:** Sun Belt  
**Field:** ULM Softball Complex  
**Capacity:** 500

### SOFTBALL INFORMATION

**Head Coach:** Rosemary Holloway-Hill  
**2009 Record:** 17-35  
**2009 Conference Record:** 7-15 (8th)  
**2009 Final Rank:** NR  
**Starters Returning/Lost:**  
 7/2 Position, 4/0 Pitchers  
**Letterwinners Returning/Lost:** 13/2  
**Series Record:**  
 Mississippi State leads 11-6  
**Last Meeting:**  
 MSU 12-5, 2/8/09 in Starkville

### MEDIA INFORMATION

**Softball Contact:** Steven Schauer  
**Office Phone:** 318-342-5461  
**Office Fax:** 318-342-5464  
**E-Mail:** schaesr@warhawks.ulm.edu  
**Website:** www.ulmwarhawks.com



## TEXAS A&M

February 19 • College Station, Texas  
 February 20 • College Station, Texas

### UNIVERSITY INFORMATION

**Location:** College Station, Texas  
**Enrollment:** 48,787  
**President:** Dr. R. Bowen Loftin (Interim)  
**Chancellor:** Dr. Michael D. McKinney  
**Nickname:** Aggies  
**Colors:** Maroon and White  
**Conference:** Big 12  
**Field:** Aggie Softball Complex  
**Capacity:** 1,750

### SOFTBALL INFORMATION

**Head Coach:** Jo Evans  
**2009 Record:** 32-22  
**2009 Conference Record:** 8-9 (6th)  
**2009 Final Rank:** NR  
**Starters Returning/Lost:**  
 6/4 Position, 2/1 Pitchers  
**Letterwinners Returning/Lost:** 10/5  
**Series Record:**  
 Mississippi State leads 2-1  
**Last Meeting:**  
 MSU 5-2, 2/9/03 in Phoenix, Ariz.

### MEDIA INFORMATION

**Softball Contact:** Deanna Werner  
**Office Phone:** 979-862-5443  
**Office Fax:** 979-845-6825  
**E-Mail:** dwerner@athletics.tamu.edu  
**Website:** www.aggieathletics.com



## OREGON STATE

February 20 • College Station, Texas  
 February 21 • College Station, Texas

### UNIVERSITY INFORMATION

**Location:** Corvallis, Ore.  
**Enrollment:** 21,100  
**President:** Dr. Edward Ray  
**Nickname:** Beavers  
**Colors:** Orange and Black  
**Conference:** Pacific-10  
**Field:** OSU Softball Complex

### SOFTBALL INFORMATION

**Head Coach:** Kirk Walker  
**2009 Record:** 25-30  
**2009 Conference Record:** 4-17 (7th)  
**2009 Final Rank:** NR  
**Starters Returning/Lost:**  
 8/3 Position, 3/0 Pitchers  
**Letterwinners Returning/Lost:** 14/5  
**Series Record:**  
 Oregon State leads 4-0  
**Last Meeting:**  
 OSU 2-0, 3/6/09 in Honolulu, Hawaii

### MEDIA INFORMATION

**Softball Contact:** Melody Stockwell  
**Office Phone:** 541-737-3720  
**Office Fax:** 541-737-3072  
**E-Mail:**  
 melody.stockwell@oregonstate.edu  
**Website:** www.osubeavers.com



## MASSACHUSETTS

February 26 • Columbus, Ga.

### UNIVERSITY INFORMATION

**Location:** Amherst, Mass.  
**Enrollment:** 27,016  
**President:** Jack Wilson  
**Chancellor:** Dr. Robert Holub  
**Nickname:** Minutewomen  
**Colors:** Maroon and White  
**Conference:** Atlantic 10  
**Field:** UMass Softball Complex

### SOFTBALL INFORMATION

**Head Coach:** Elaine Sortino  
**2009 Record:** 41-10  
**2009 Conference Record:** 16-2 (1st)  
**2009 Final Rank:**  
 14th (NCAA)/14th (USA)  
**Starters Returning/Lost:** 6/4  
**Letterwinners Returning/Lost:** 15/5  
**Series Record:**  
 Mississippi State leads 3-0  
**Last Meeting:**  
 MSU 3-2, 3/2/08 in Columbus, Ga.

### MEDIA INFORMATION

**Softball Contact:** David Gunn  
**Office Phone:** 413-577-5292  
**Office Fax:** 413-545-1556  
**E-Mail:** dgunn@admin.umass.edu  
**Website:** www.UMassAthletics.com



## HOFSTRA

February 26 • Columbus, Ga.

### UNIVERSITY INFORMATION

**Location:** Hempstead, N.Y.  
**Enrollment:** 12,400  
**President:** Stuart Rabinowitz  
**Nickname:** Pride  
**Colors:** Gold, White and Blue  
**Conference:** Colonial  
**Field:** Hofstra Softball Stadium  
**Capacity:** 1,000

### SOFTBALL INFORMATION

**Head Coach:** Bill Edwards  
**2009 Record:** 26-21  
**2009 Conference Record:** 14-3 (1st)  
**2009 Final Rank:** NR  
**Starters Returning/Lost:** 4/6  
**Letterwinners Returning/Lost:** 11/6  
**Series Record:**  
 Mississippi State leads 2-0  
**Last Meeting:**  
 MSU 4-1, 3/5/99 in Tampa, Fla.

### MEDIA INFORMATION

**Softball Contact:** Jeremy Kniffin  
**Office Phone:** 516-463-6759  
**Office Fax:** 516-463-5033  
**E-Mail:** ATHJZK@hofstra.edu  
**Website:** www.GoHofstra.com



## N.C. STATE

February 27 • Columbus, Ga.

### UNIVERSITY INFORMATION

**Location:** Raleigh, N.C.  
**Enrollment:** 32,782  
**President:** Dr. Jim Woodward  
**Nickname:** Wolfpack  
**Colors:** Red and White  
**Conference:** Atlantic Coast  
**Field:** Dail Softball Stadium

### SOFTBALL INFORMATION

**Head Coach:** Lisa Navas  
**2009 Record:** 23-25  
**2009 Conference Record:** 5-13 (6th)  
**2009 Final Rank:** NR  
**Starters Returning/Lost:** 7/2  
**Letterwinners Returning/Lost:** 17/5  
**Series Record:**  
 Mississippi State leads 2-1  
**Last Meeting:**  
 MSU 4-0, 2/29/08 in Columbus, Ga.

### MEDIA INFORMATION

**Softball Contact:** Brandon Yopp  
**Office Phone:** 919-513-8195  
**Office Fax:** 919-515-3624  
**E-Mail:** brandon\_yopp@ncsu.edu  
**Website:** www.gopack.com



## MARYLAND

February 27 • Columbus, Ga.

### UNIVERSITY INFORMATION

**Location:** College Park, Md.  
**Enrollment:** 36,014  
**President:** Dr. C.D. Mote, Jr.  
**Nickname:** Terrapins  
**Colors:** Red, White, Black and Gold  
**Conference:** Atlantic Coast  
**Field:** Robert E. Taylor Stadium  
**Capacity:** 1,500

### SOFTBALL INFORMATION

**Head Coach:** Laura Watten  
**2009 Record:** 29-26  
**2009 Conference Record:** 9-11 (4th)  
**2009 Final Rank:** NR  
**Series Record:**  
 First Meeting  
**Last Meeting:**  
 N/A

### MEDIA INFORMATION

**Softball Contact:** Rose DiPaula  
**Office Phone:** 301-314-7066  
**Office Fax:** 301-314-9094  
**E-Mail:** rdipaula@umd.edu  
**Website:** www.umterps.com



## ILLINOIS STATE

February 28 • Columbus, Ga.

### UNIVERSITY INFORMATION

**Location:** Normal, Ill.  
**Enrollment:** 20,856  
**President:** Dr. Sheahon Zenger  
**Nickname:** Redbirds  
**Colors:** Redbird Red and White  
**Conference:** Missouri Valley  
**Field:** Marian Kneer Softball Stadium  
**Capacity:** 1,050

### SOFTBALL INFORMATION

**Head Coach:** Melinda Fischer  
**2009 Record:** 24-26  
**2009 Conference Record:** 12-11 (5th)  
**2009 Final Rank:** NR  
**Starters Returning/Lost:**  
 6/3 Position, 3/1 Pitchers  
**Letterwinners Returning/Lost:** 12/6  
**Series Record:**  
 Illinois State leads 1-0  
**Last Meeting:**  
 ISU 2-0, 4/15/83 in Ruston, La.

### MEDIA INFORMATION

**Softball Contact:** Lauren Hutchcraft  
**Office Phone:** 309-438-3598  
**Office Fax:** 309-438-5634  
**E-Mail:** lehutch@ilstu.edu  
**Website:** www.goredbirds.com



## MICHIGAN

March 3 • Starkville, Miss.

### UNIVERSITY INFORMATION

**Location:** Ann Arbor, Mich.  
**Enrollment:** 38,890  
**President:** Mary Sue Coleman  
**Nickname:** Wolverines  
**Colors:** Maize and Blue  
**Conference:** Big Ten  
**Field:** Wilpon Softball Complex

### SOFTBALL INFORMATION

**Head Coach:** Carol Hutchins  
**2009 Record:** 47-12  
**2009 Conference Record:** 17-2 (1st)  
**2009 Final Rank:**  
 5 (USA)/6 (NFCA)  
**Starters Returning/Lost:**  
 9/1 Position, 2/0 Pitchers  
**Letterwinners Returning/Lost:** 15/3  
**Series Record:**  
 Michigan leads 5-1  
**Last Meeting:**  
 UM 2-0, 2/29/08 in Columbus, Ga.

### MEDIA INFORMATION

**Softball Contact:** Leah Howard  
**Office Phone:** 734-615-0679  
**Office Fax:** 734-647-1188  
**E-Mail:** lchoward@umich.edu  
**Website:** www.MGoBlue.com



## TROY

March 5 • Starkville, Miss.

### UNIVERSITY INFORMATION

**Location:** Troy, Ala.  
**Enrollment:** 29,495  
**President:** Dr. Jack Hawkins, Jr.  
**Nickname:** Trojans  
**Colors:** Cardinal and White  
**Conference:** Sun Belt  
**Field:** Trojan Softball Complex  
**Capacity:** 500

### SOFTBALL INFORMATION

**Head Coach:** Melanie Davis  
**2009 Record:** 38-19  
**2009 Conference Record:** 15-8 (3rd)  
**2009 Final Rank:** NR  
**Starters Returning/Lost:**  
 4/4 Position, 1/1 Pitchers  
**Letterwinners Returning/Lost:** 10/6  
**Series Record:**  
 Mississippi State leads 4-0  
**Last Meeting:**  
 MSU 12-6, 3/5/05 in Marietta, Ga.

### MEDIA INFORMATION

**Softball Contact:** Matt Mays  
**Office Phone:** 334-670-5834  
**Office Fax:** 334-670-5665  
**E-Mail:** mtmays@troy.edu  
**Website:** www.troytrojans.com



## MISSISSIPPI VALLEY STATE

March 6 • Starkville, Miss.  
 March 24 • Itta Bena, Miss.  
 April 7 • Ridgeland, Miss.

### UNIVERSITY INFORMATION

**Location:** Itta Bena, Miss.  
**Enrollment:** 3,767  
**President:** Dr. Donna H. Oliver  
**Nickname:** Delta Devils  
**Colors:** Forest Green and White  
**Conference:** Southwestern Athletic  
**Field:** MVSU Softball Complex  
**Capacity:** 1,000

### SOFTBALL INFORMATION

**Head Coach:** Lee Smith  
**2009 Record:** 38-16  
**2009 Conference Record:** 17-0 (1st)  
**2009 Final Rank:** NR  
**Starters Returning/Lost:**  
 10/1 Position, 2/1 Pitchers  
**Letterwinners Returning/Lost:** 12/2  
**Series Record:**  
 Mississippi State leads 14-1  
**Last Meeting:**  
 MSU 4-1, 5/8/09 in Starkville, Miss.

### MEDIA INFORMATION

**Softball Contact:** William Bright  
**Office Phone:** 662-254-3011  
**Office Fax:** 662-254-3639  
**E-Mail:** sportsinfo@mvsu.edu  
**Website:** www.mvsu.edu/athletics



## WRIGHT STATE

March 6 • Starkville, Miss.

### UNIVERSITY INFORMATION

**Location:** Dayton, Ohio  
**Enrollment:** 18,786  
**President:** Dr. David Hopkins  
**Nickname:** Raiders  
**Colors:** Hunter Green and Gold  
**Conference:** Horizon League  
**Field:** WSU Softball Field  
**Capacity:** 500

### SOFTBALL INFORMATION

**Head Coach:** Linda Garza  
**2009 Record:** 34-21  
**2009 Conference Record:** 16-8 (3rd)  
**2009 Final Rank:** NR  
**Starters Returning/Lost:** 10/0  
**Letterwinners Returning/Lost:** 14/1  
**Series Record:**  
 Mississippi State leads 2-0  
**Last Meeting:**  
 MSU 5-2, 2/16/08 in Starkville, Miss.

### MEDIA INFORMATION

**Softball Contact:** TBA  
**Office Phone:** 937-775-4687  
**Office Fax:** 937-775-2368  
**E-Mail:** TBA  
**Website:** www.wsuraiders.com



## TENNESSEE

March 9 • Starkville, Miss. (DH)  
 March 10 • Starkville, Miss.

### UNIVERSITY INFORMATION

**Location:** Knoxville, Tenn.  
**Enrollment:** 27,739  
**President:** Dr. John Petersen  
**Nickname:** Lady Volunteers  
**Colors:** Orange & White  
**Conference:** Southeastern  
**Field:** Sherri Parker Lee Stadium

### SOFTBALL INFORMATION

**Head Coaches:** Ralph & Karen Weekly  
**2009 Record:** 40-18-1  
**2009 Conference Record:**  
 12-12-1 (3rd SEC East)  
**2009 Final Rank:** 16 (USA)/20 (NFCA)  
**Starters Returning/Lost:**  
 7/2 Position, 2/2 Pitchers  
**Letterwinners Returning/Lost:** 11/6  
**Series Record:**  
 Tennessee leads 23-13  
**Last Meeting:**  
 MSU 10-6, 3/29/09 in Knoxville, Tenn.

### MEDIA INFORMATION

**Softball Contact:** Brian Davis  
**Office Phone:** 865-974-7478  
**Office Fax:** 865-974-8875  
**E-Mail:** bdavis16@utk.edu  
**Website:** www.utladyvols.com





## COLORADO STATE

March 12 • Fresno, Calif.

### UNIVERSITY INFORMATION

**Location:** Fort Collins, Colo.  
**Enrollment:** 25,413  
**President:** Dr. Anthony A. Frank  
**Nickname:** Rams  
**Colors:** Green and Gold  
**Conference:** Mountain West  
**Field:** Ram Field

### SOFTBALL INFORMATION

**Head Coach:** Mary Yori  
**2009 Record:** 26-25  
**2009 Conference Record:** 7-8 (T-3rd)  
**2009 Final Rank:** NR  
**Starters Returning/Lost:** 7/1 Position, 3/1 Pitchers  
**Letterwinners Returning/Lost:** 15/3  
**Series Record:** Mississippi State leads 2-1  
**Last Meeting:** MSU 5-3, 2/23/03 in Las Cruces, N.M.

### MEDIA INFORMATION

**Softball Contact:** Tawny Dennis/Danny Mattie  
**Office Phone:** 970-491-4672  
**Office Fax:** 970-491-1348  
**E-Mail:** tawntawn@rams.colostate.edu  
d.mattie@colostate.edu  
**Website:** www.CSURams.com



## GEORGETOWN

March 13 • Fresno, Calif.

### UNIVERSITY INFORMATION

**Location:** Washington, D.C.  
**Enrollment:** 13,652  
**President:** John J. DeGioia  
**Nickname:** Hoyas  
**Colors:** Blue and Gray  
**Conference:** Big East  
**Field:** Guy Mason Field  
**Capacity:** 200

### SOFTBALL INFORMATION

**Head Coach:** Pat Conlan  
**2009 Record:** 17-30  
**2009 Conference Record:** 8-14 (11th)  
**2009 Final Rank:** NR  
**Series Record:** Mississippi State leads 2-0  
**Last Meeting:** MSU 7-2, 3/30/08 in Starkville, Miss.

### MEDIA INFORMATION

**Softball Contact:** Ryan Sakamoto  
**Office Phone:** 202-687-5241  
**Office Fax:** 202-687-2491  
**E-Mail:** ras228@georgetown.edu  
**Website:** www.guhoyas.com



## EAST TENNESSEE STATE

March 13 • Fresno, Calif.

### UNIVERSITY INFORMATION

**Location:** Johnson City, Tenn.  
**Enrollment:** 14,677  
**President:** Dr. Paul Stanton, Jr.  
**Nickname:** Buccaneers  
**Colors:** Navy Blue and Old Gold  
**Conference:** Atlantic Sun  
**Field:** ETSU Softball Stadium  
**Capacity:** 500

### SOFTBALL INFORMATION

**Head Coach:** Andrea Mangrum  
**2009 Record:** 27-28  
**2009 Conference Record:** 6-14 (9th)  
**2009 Final Rank:** NR  
**Starters Returning/Lost:** 6/4 Position, 3/1 Pitchers  
**Letterwinners Returning/Lost:** 10/7  
**Series Record:** Mississippi State leads 2-0  
**Last Meeting:** MSU 6-0, 2/19/06 in Starkville, Miss.

### MEDIA INFORMATION

**Softball Contact:** Kevin Brown  
**Office Phone:** 423-439-5263  
**Office Fax:** 423-439-6138  
**E-Mail:** brownk@etsu.edu  
**Website:** www.etsubucs.com



## CAL STATE NORTHRIDGE

March 14 • Fresno, Calif.

### UNIVERSITY INFORMATION

**Location:** Northridge, Calif.  
**Enrollment:** 32,997  
**President:** Dr. Jolene Koester  
**Nickname:** Matadors  
**Colors:** Red, White and Black  
**Conference:** Big West  
**Field:** Matador Diamond  
**Capacity:** 1,000

### SOFTBALL INFORMATION

**Assoc. Head Coach:** Roni Sparrey  
**2009 Record:** 29-21  
**2009 Conference Record:** 9-12 (4th)  
**2009 Final Rank:** NR  
**Starters Returning/Lost:** 8/1  
**Letterwinners Returning/Lost:** 13/2  
**Series Record:** Mississippi State leads 1-0  
**Last Meeting:** MSU 4-2, 2/8/08 in Palm Springs, Calif.

### MEDIA INFORMATION

**Softball Contact:** Geoff Herberg  
**Office Phone:** 818-677-3243  
**Office Fax:** 818-677-4950  
**E-Mail:** geoffrey.herberg@csun.edu  
**Website:** www.gomadors.com



## FRESNO STATE

March 14 • Fresno, Calif.

### UNIVERSITY INFORMATION

**Location:** Fresno, Calif.  
**Enrollment:** 21,389  
**President:** Dr. John D. Welty  
**Nickname:** Bulldogs  
**Colors:** Red and Blue  
**Conference:** Western Athletic  
**Field:** Bulldog Diamond  
**Capacity:** 3,288

### SOFTBALL INFORMATION

**Head Coach:** Margie Wright  
**2009 Record:** 38-20  
**2009 Conference Record:** 15-5 (T-1st)  
**2009 Final Rank:** NR  
**Starters Returning/Lost:** 7/2  
**Letterwinners Returning/Lost:** 11/2  
**Series Record:** Fresno State leads 2-0  
**Last Meeting:** FSU 3-1, 2/24/02 in Columbus, Ga.

### MEDIA INFORMATION

**Softball Contact:** Alyssa Chambers  
**Office Phone:** 559-244-5612  
**Office Fax:** 559-244-5615  
**E-Mail:** achambers@csufresno.edu  
**Website:** www.gobulldogs.com



## SOUTHERN MISSISSIPPI

March 17 • Hattiesburg, Miss.

### UNIVERSITY INFORMATION

**Location:** Hattiesburg, Miss.  
**Enrollment:** 15,000  
**President:** Dr. Martha D. Saunders  
**Nickname:** Golden Eagles  
**Colors:** Black and Gold  
**Conference:** Conference USA  
**Field:** Southern Miss Softball Complex  
**Capacity:** 1,000

### SOFTBALL INFORMATION

**Head Coach:** Howard Dobson  
**2009 Record:** 26-28-2  
**2009 Conference Record:** 10-13-1 (6th)  
**2009 Final Rank:** NR  
**Starters Returning/Lost:** 7/3  
**Letterwinners Returning/Lost:** 13/4  
**Series Record:** Mississippi State leads 28-11  
**Last Meeting:** USM 7-3, 2/11/09 in Starkville, Miss.

### MEDIA INFORMATION

**Softball Contact:** Shirley Hill  
**Office Phone:** 601-266-4506  
**Office Fax:** 601-266-4507  
**E-Mail:** shirley.jones-hill@usm.edu  
**Website:** www.SouthernMiss.com



## OLE MISS

March 20 • Oxford, Miss. (DH)  
March 21 • Oxford, Miss.

### UNIVERSITY INFORMATION

**Location:** Oxford, Miss.  
**Enrollment:** 18,344  
**Chancellor:** Dr. Robert C. Khayat  
**Nickname:** Rebels  
**Colors:** Cardinal Red and Navy Blue  
**Conference:** Southeastern  
**Field:** Ole Miss Softball Complex  
**Capacity:** 1,000

### SOFTBALL INFORMATION

**Head Coach:** Missy Dickerson  
**2009 Record:** 23-29  
**2009 Conference Record:** 7-20 (6th SEC West)  
**2009 Final Rank:** NR  
**Starters Returning/Lost:** 7/2 Position, 3/0 Pitchers  
**Letterwinners Returning/Lost:** 15/3  
**Series Record:** Mississippi State leads 28-17  
**Last Meeting:** MSU 8-0, 5/2/09 in Starkville, Miss.

### MEDIA INFORMATION

**Softball Contact:** Daniel Snowden  
**Office Phone:** 662-915-7522  
**Office Fax:** 662-915-7006  
**E-Mail:** desnowde@olemiss.edu  
**Website:** www.OleMissSports.com



## ARKANSAS

March 27 • Fayetteville, Ark. (DH)  
March 28 • Fayetteville, Ark.

### UNIVERSITY INFORMATION

**Location:** Fayetteville, Ark.  
**Enrollment:** 19,849  
**President:** B. Alan Sugg  
**Chancellor:** Dr. G. David Gearhart  
**Nickname:** Razorbacks  
**Colors:** Cardinal and White  
**Conference:** Southeastern  
**Field:** Bogle Park

### SOFTBALL INFORMATION

**Head Coach:** Mike Larabee  
**2009 Record:** 27-29  
**2009 Conference Record:** 10-16 (3rd SEC West)  
**2009 Final Rank:** NR  
**Starters Returning/Lost:** 5/4  
**Letterwinners Returning/Lost:** 15/6  
**Series Record:** Mississippi State leads 26-20  
**Last Meeting:** UA 3-2, 3/18/09 in Starkville, Miss.

### MEDIA INFORMATION

**Softball Contact:** Melissa Anderson  
**Office Phone:** 479-575-4898  
**Office Fax:** 479-575-7481  
**E-Mail:** msa002@uark.edu  
**Website:** www.arkansasrazorbacks.com



## SOUTHERN UNIVERSITY

March 31 • Starkville, Miss.

### UNIVERSITY INFORMATION

**Location:** Baton Rouge, La.  
**Enrollment:** 7,803  
**Chancellor:** Dr. Kofi Lomotey  
**Nickname:** Lady Jaguars  
**Colors:** Columbia Blue and Gold  
**Conference:** Southwestern Athletic  
**Field:** Lady Jaguar Field

### SOFTBALL INFORMATION

**Head Coach:** Nancy Marshall  
**2009 Record:** 20-21  
**2009 Conference Record:** 11-5 (2nd)  
**2009 Final Rank:** NR  
**Starters Returning/Lost:** 7/1  
**Letterwinners Returning/Lost:** 12/1  
**Series Record:**  
 First Meeting  
**Last Meeting:**  
 N/A

### MEDIA INFORMATION

**Softball Contact:** Brandon Willis  
**Office Phone:** 225-771-2601  
**Office Fax:** 225-771-2896  
**E-Mail:** bravilliss@yahoo.com  
**Website:** www.GoJagSports.com



## KENTUCKY

April 2 • Starkville, Miss. (DH)  
 April 3 • Starkville, Miss.

### UNIVERSITY INFORMATION

**Location:** Lexington, Ky.  
**Enrollment:** 27,000  
**President:** Dr. Lee T. Todd, Jr.  
**Nickname:** Wildcats  
**Colors:** Blue and White  
**Conference:** Southeastern  
**Field:** UK Softball Complex  
**Capacity:** 500

### SOFTBALL INFORMATION

**Head Coach:** Rachel Lawson  
**2009 Record:** 34-23  
**2009 Conference Record:**  
 13-14 (4th SEC East)  
**2009 Final Rank:** NR  
**Starters Returning/Lost:**  
 8/0 Position, 3/0 Pitchers  
**Letterwinners Returning/Lost:** 16/4  
**Series Record:**  
 Mississippi State leads 23-11  
**Last Meeting:**  
 UK 8-7, 4/25/09 in Lexington, Ky.

### MEDIA INFORMATION

**Softball Contact:** Deb Moore  
**Office Phone:** 859-257-8506  
**E-Mail:** deb.moore@uky.edu  
**Website:** www.ukathletics.com



## LSU

April 10 • Baton Rouge, La. (DH)  
 April 11 • Baton Rouge, La.

### UNIVERSITY INFORMATION

**Location:** Baton Rouge, La.  
**Enrollment:** 29,317  
**President:** Dr. John V. Lombardi  
**Chancellor:** Dr. Michael V. Martin  
**Nickname:** Tigers  
**Colors:** Purple and Gold  
**Conference:** Southeastern  
**Field:** Tiger Park  
**Capacity:** 2,489

### SOFTBALL INFORMATION

**Head Coach:** Yvette Girouard  
**2009 Record:** 34-18-1  
**2009 Conference Record:**  
 15-10-1 (2nd SEC West)  
**2009 Final Rank:** 19 (NFCA & USA)  
**Starters Returning/Lost:**  
 8/1 Position, 4/1 Pitchers  
**Letterwinners Returning/Lost:** 12/6  
**Series Record:** LSU leads 40-5  
**Last Meeting:**  
 LSU 7-5, 3/22/09 in Starkville, Miss.

### MEDIA INFORMATION

**Softball Contact:** Matt Dunaway  
**Office Phone:** 225-578-1869  
**Office Fax:** 225-578-1861  
**E-Mail:** mdunaway@lsu.edu  
**Website:** www.lsusports.net



## GEORGIA

April 13 • Starkville, Miss. (DH)

### UNIVERSITY INFORMATION

**Location:** Athens, Ga.  
**Enrollment:** 34,885  
**President:** Dr. Michael F. Adams  
**Nickname:** Bulldogs  
**Colors:** Red and Black  
**Conference:** Southeastern  
**Field:** UGA Soccer/Softball Complex  
**Capacity:** 1,400

### SOFTBALL INFORMATION

**Head Coach:** Lu Harris-Champer  
**2009 Record:** 47-12  
**2009 Conference Record:**  
 18-7 (2nd SEC East)  
**2009 Final Rank:** 4 (NFCA & USA)  
**Starters Returning/Lost:**  
 10/7 Position, 2/1 Pitchers  
**Letterwinners Returning/Lost:** 11/8  
**Series Record:**  
 Mississippi State leads 21-18  
**Last Meeting:**  
 MSU 3-1, 4/15/09 in Athens, Ga.

### MEDIA INFORMATION

**Softball Contact:** Tanner Tedeschi  
**Office Phone:** 706-542-7965  
**Office Fax:** 706-542-7993  
**E-Mail:** tannert@sports.uga.edu  
**Website:** www.georgiadowgs.com



## SOUTH CAROLINA

April 17 • Columbia, S.C. (DH)  
 April 18 • Columbia, S.C.

### UNIVERSITY INFORMATION

**Location:** Columbia, S.C.  
**Enrollment:** 25,077  
**President:** Dr. Harris Pastides  
**Nickname:** Gamecocks  
**Colors:** Garnet and Black  
**Conference:** Southeastern  
**Field:** Beckham Field  
**Capacity:** 696

### SOFTBALL INFORMATION

**Head Coach:** Joyce Compton  
**2009 Record:** 21-24  
**2009 Conference Record:**  
 6-21 (5th SEC East)  
**2009 Final Rank:** NR  
**Starters Returning/Lost:**  
 7/2 Position, 4/1 Pitchers  
**Letterwinners Returning/Lost:** 13/7  
**Series Record:**  
 South Carolina leads 22-20  
**Last Meeting:**  
 MSU 10-2, 4/19/09 in Starkville, Miss.

### MEDIA INFORMATION

**Softball Contact:** Koby Padgett  
**Office Phone:** 803-777-8017  
**Office Fax:** 803-777-2967  
**E-Mail:** kpadgett@sc.edu  
**Website:** www.gamecocksonline.com



## AUBURN

April 21 • Auburn, Ala. (DH)

### UNIVERSITY INFORMATION

**Location:** Auburn, Ala.  
**Enrollment:** 24,137  
**President:** Dr. Jay Gogue  
**Nickname:** Tigers  
**Colors:** Burt Orange and Navy Blue  
**Conference:** Southeastern  
**Field:** Jane B. Moore Field  
**Capacity:** 1,500

### SOFTBALL INFORMATION

**Head Coach:** Tina Deese  
**2009 Record:** 30-29  
**2009 Conference Record:**  
 9-19 (4th SEC West)  
**2009 Final Rank:** NR  
**Starters Returning/Lost:**  
 5/4 Position, 3/0 Pitchers  
**Letterwinners Returning/Lost:** 12/5  
**Series Record:**  
 Mississippi State leads 24-19  
**Last Meeting:**  
 AU 8-3, 4/22/09 in Starkville, Miss.

### MEDIA INFORMATION

**Softball Contact:** Bob Grant  
**Office Phone:** 334-844-9810  
**Office Fax:** 334-844-9807  
**E-Mail:** grantrs@auburn.edu  
**Website:** www.auburntigers.com



## FLORIDA

May 1 • Starkville, Miss. (DH)  
 May 2 • Starkville, Miss.

### UNIVERSITY INFORMATION

**Location:** Gainesville, Fla.  
**Enrollment:** 52,112  
**Chancellor:** Dr. J. Bernard Machen  
**Nickname:** Gators  
**Colors:** Orange and Blue  
**Conference:** Southeastern  
**Field:** Katie Seashole Pressly Stadium  
**Capacity:** 1,200

### SOFTBALL INFORMATION

**Head Coach:** Tim Walton  
**2009 Record:** 63-5  
**2009 Conference Record:** 26-1 (1st)  
**2009 Final Rank:** 2 (NFCA & USA)  
**Starters Returning/Lost:**  
 5/3 Position, 1/1 Pitchers  
**Letterwinners Returning/Lost:** 10/10  
**Series Record:**  
 Florida leads 21-17  
**Last Meeting:**  
 UF 3-0, 4/5/09 in Gainesville, Fla.

### MEDIA INFORMATION

**Softball Contact:** Suzanna Ollive  
**Office Phone:** 352-375-4683 ext. 6128  
**Office Fax:** 352-375-4809  
**E-Mail:** ZannaO@gators.uaa.ufl.edu  
**Website:** www.gatorzone.com



## ALABAMA

May 8 • Starkville, Miss. (DH)  
 May 9 • Starkville, Miss.

### UNIVERSITY INFORMATION

**Location:** Tuscaloosa, Ala.  
**Enrollment:** 28,807  
**President:** Dr. Robert E. Witt  
**Nickname:** Crimson Tide  
**Colors:** Crimson and White  
**Conference:** Southeastern  
**Field:** Alabama Softball Complex  
**Capacity:** 1,595

### SOFTBALL INFORMATION

**Head Coach:** Patrick Murphy  
**2009 Record:** 54-11  
**2009 Conference Record:**  
 21-6 (1st SEC West)  
**2009 Final Rank:** 3 (NFCA & USA)  
**Starters Returning/Lost:** 5/5  
**Letterwinners Returning/Lost:** 13/5  
**Series Record:**  
 Alabama leads 39-7  
**Last Meeting:**  
 UA 3-2, 3/15/09 in Tuscaloosa, Ala.

### MEDIA INFORMATION

**Softball Contact:** Skip Powers  
**Office Phone:** 205-348-6734  
**Office Fax:** 205-348-8841  
**E-Mail:** spowers@ia.ua.edu  
**Website:** www.rolltide.com





# TOURNAMENT INFORMATION

## BULLDOG ROUND-ROBIN

FEBRUARY 12-14 • STARKVILLE, MISS.

### MISSISSIPPI STATE SCHEDULE

#### *Friday, February 12*

v. UAB. .... 3 p.m.

#### *Saturday, February 13*

v. Stephen F. Austin ..... 2 p.m.

v. North Texas. .... 4 p.m.

#### *Sunday, February 14*

TBA. .... 1 p.m.

— All Times Central

## AGGIE CLASSIC

FEBRUARY 19-21 • COLLEGE STATION, TEXAS

### MISSISSIPPI STATE SCHEDULE

#### *Friday, February 19*

v. Louisiana-Monroe ..... 12:15 p.m.

v. Texas A&M ..... 3 p.m.

#### *Saturday, February 20*

v. Oregon State. .... 10 a.m.

v. Texas A&M ..... 3 p.m.

#### *Sunday, February 21*

v. Oregon State. .... 10 a.m.

— All Times Central

## NFCA LEADOFF CLASSIC

FEBRUARY 26-28 • COLUMBUS, GA.

### MISSISSIPPI STATE SCHEDULE

#### *Friday, February 26*

v. Massachusetts ..... 10 a.m.

v. Hofstra ..... 3 p.m.

#### *Saturday, February 27*

v. North Carolina State ..... 10 a.m.

v. Maryland ..... 3 p.m.

#### *Sunday, February 28*

v. Illinois State. .... 9 a.m.

— All Times Central

## BULLDOG CLASSIC

MARCH 5-7 • STARKVILLE, MISS.

### MISSISSIPPI STATE SCHEDULE

#### *Friday, March 5*

v. Troy ..... 3 p.m.

#### *Saturday, March 6*

v. Mississippi Valley State. .... 2 p.m.

v. Wright State ..... 4 p.m.

#### *Sunday, March 7*

TBA. .... 1 p.m.

— All Times Central

## CROPSCIENCE CLASSIC

MARCH 11-14 • FRESNO, CALIF.

### MISSISSIPPI STATE SCHEDULE

#### *Friday, March 12*

v. Colorado State ..... 6:30 p.m.

#### *Saturday, March 13*

v. Georgetown ..... 1:30 p.m.

v. East Tennessee State. .... 4 p.m.

#### *Sunday, March 14*

v. Cal State Northridge ..... 11 a.m.

v. Fresno State ..... 4 p.m.

— All Times Central



# SOUTHEASTERN CONFERENCE



## WESTERN DIVISION



## EASTERN DIVISION




SEC Softball will celebrate its 14th year of existence in 2010 and has established itself as one of the leading conferences in the sport.

The Southeastern Conference qualified a record nine teams for the 2009 NCAA Tournament - Alabama, Arkansas, Auburn, Florida, Georgia, Kentucky, LSU, Mississippi State, and Tennessee, as the conference made its 12th overall, seventh consecutive, Women's College World Series appearance. For the second consecutive year, Florida received the No. 1 national seed, while the SEC grabbed four total national seeds: No. 4 Alabama, No. 6 Georgia and No. 13 Tennessee.

The highlight of the season was when the SEC advanced a league record, three of the final four teams, to the WCWS: Florida, Alabama and Georgia.

Florida claimed its second consecutive SEC title and tournament title with a 26-1 record. The Gators posted a 63-5 overall record. Florida's Tim Walton was named Coach of the Year while Stacey Nelson earned Pitcher of the Year honors. Alabama's Charlotte Morgan was named Player of the Year and the Tide's Amanda Locke captured Freshman of the Year honors. Tennessee's Lillian Hammond was selected as Scholar-Athlete of the Year.



**MIKE SLIVE,**  
SEC COMMISSIONER

Softball came under the auspices of the Southeastern Conference in the 1996-97 season. Since that time, 10 different conference teams have made appearances in the NCAA Championship, including six teams earning Women's College World Series berths - one by South Carolina in the inaugural season, Alabama in 2000, 2003, 2005, 2006, 2008, 2009, Florida in 2008 and 2009, Georgia in 2009, LSU in 2001 and 2004 and Tennessee in 2005, 2006 and 2007.

Eight teams (Alabama, Auburn, Florida, Georgia, LSU, Mississippi State, South Carolina and Tennessee) have made Top 25 appearances and five teams have climbed into the Top 10 (Alabama, Florida, Georgia, LSU and Tennessee) of the NFCA/USA Today Poll. At least one SEC team has been ranked in the poll each week since the inception of SEC Softball.

South Carolina is the flagship team of the league with a rich history in softball dating back 35 seasons. The Gamecocks have made 15 NCAA Regional and three Women's College World Series appearances. Mississippi State played softball for five seasons during the 1980's before resuming the sport when it was added to the SEC. Tennessee added softball in 1995-96, one year before its inception in the SEC. Alabama, Arkansas, Auburn, Florida, Georgia, Kentucky, LSU and Ole Miss began softball programs in 1996-97 to give the league 11 representatives (Vanderbilt does not sponsor softball).

The 1999 season was the first in which the conference was eligible for an automatic berth to the NCAA Championships.

As the sport continues to grow in competitiveness and popularity, the SEC has had six different regular season champions and five different conference tournament champions.

## SEC SOFTBALL NOTEBOOK

- 72 NCAA Regional Appearances
- 17 NCAA Super Regional Appearances
- 15 Women's College World Series Appearances
- 201 NCAA Wins (includes Regional, Super Regional and WCWS)
- The SEC had three of the final four teams in the 2009 WCWS
- The three teams that advanced to the WCWS in 2009 is a league record.
- A record nine teams advanced to the NCAA Championships in 2009
- 10 different SEC teams have played in the NCAA Softball Championships
- Florida is the first SEC team to claim the No. 1 national seed and earned that honor again in 2009
- SEC teams have been ranked in every NFCA/USA Today poll since the inception of SEC softball
- More than 166,621 fans attended SEC home softball games last season. Alabama led the league in average attendance with 1919 per date, 49,910 total.
- The SEC has made 54 appearances on FOX Sports Net South, including the last 10 SEC Tournament Championship Games. 2010 will be the first year of the new SEC/ESPN TV contract. SEC softball coverage will be seen more than any other league in the sport thanks to agreements with ESPN, ESPN2, ESPNU, FSN and CSS.
- The SEC had three teams, a league record, ranked in the top five in both final polls: 2) Florida, 3) Alabama, 4) Georgia
- In 2009, six SEC student-athletes were named NFCA First-Team All-Americans. Overall, a record 14 players were named to first, second and third teams combined. The previous best was 13 in 2008.
- The SEC has earned 109 NFCA All-America honors since 1997. 48 First-Team selections, 38 Second-Team selections, 23 Third-Team selections.
- In 2009, an SEC team held the No. 1 spot in the USA Today/NFCA poll 17 weeks (13-UF, 4-UA) and the USA Softball/ESPN.com poll 14 weeks (12-UF, 2-UA).





## ALL-TIME SEC TOURNAMENT RESULTS

### 1997

COLUMBUS, GA. (SOUTH COMMONS STADIUM)

**DAY 1:** [5] Florida 6, Alabama 2; [6] Auburn 2, [3] Tennessee 0; [1] South Carolina 6, Florida 1; Auburn 4 [2] LSU 2. **DAY 2:** Florida 2, Tennessee 1; LSU 4, Alabama 2; South Carolina 9, Auburn 0; Florida 4, LSU 3; Florida 7, Auburn 5. **DAY 3:** Finals - South Carolina 6, Florida 0.

### 1998

COLUMBUS, GA. (SOUTH COMMONS STADIUM)

**DAY 1:** [3] Alabama 2, [6] Tennessee 1; [2] LSU 2, [7] Arkansas 1; [5] South Carolina 2, [4] Mississippi State 0; [1] Florida 3, [8] Georgia 1; Tennessee 2, Arkansas 1; Mississippi State 3, Georgia 2. **DAY 2:** Alabama 5, LSU 3 (10); Florida 1, South Carolina 0; LSU 8, Tennessee 1; Mississippi State 3, South Carolina 0; LSU 8, Alabama 4; Mississippi State 1, Florida 0. **DAY 3:** Alabama 8, LSU 1; Mississippi State 1, Florida 0. Finals - Alabama 5, Mississippi State 4 (9).

### 1999

COLUMBUS, GA. (SOUTH COMMONS STADIUM)

**DAY 1:** [6] Mississippi State 6, [3] Alabama 3; [2] Tennessee 11, [7] Florida 3; [5] Arkansas 4, [4] South Carolina 1; [1] LSU 8, [8] Georgia 0. **DAY 2:** Alabama 4, Florida 1; South Carolina 4, Georgia 0; Tennessee 4, Mississippi State 2; LSU 10, Arkansas 0. **DAY 3:** Arkansas 3, Alabama 2; Mississippi State 2, South Carolina 1; Arkansas 3, Tennessee 2; LSU 2, Mississippi State 0. **DAY 4:** Arkansas 3, Tennessee 1; Finals - LSU 4, Arkansas 3.

### 2000

COLUMBUS, GA. (SOUTH COMMONS STADIUM)

**DAY 1:** [3] Alabama 1, [6] Florida 0; [7] South Carolina 2, [2] Kentucky 1; [4] Arkansas 2, [5] Mississippi State 1; [1] LSU 8, [8] Auburn 0. **DAY 2:** Florida 2, Kentucky 0; Mississippi State 9, Auburn 3; South Carolina 4, Alabama 1; LSU 2, Arkansas 0. **DAY 3:** Arkansas 2, Florida 1; Alabama 4, Mississippi State 3; Arkansas 3, South Carolina 1; LSU 5, Alabama 2. **DAY 4:** South Carolina 2, Arkansas 1; Finals - LSU 1, South Carolina 0

### 2001

CHATTANOOGA, TENN. (JIM FROST STADIUM)

**DAY 1:** [3] Alabama 2, [6] Arkansas 0; [2] South Carolina 5, [7] Kentucky 1; [4] Mississippi State 1, [5] Florida 0; [1] LSU 6, [8] Auburn 0. **DAY 2:** Arkansas 1, Kentucky 0; Auburn 4, Florida 1; South Carolina 2, Alabama 0; LSU 2, Mississippi State 1. **DAY 3:** Arkansas 7, Mississippi State 2; Auburn 5, Alabama 3; South Carolina 1, Arkansas 0; LSU 4, Auburn 1. **DAY 4:** Finals - LSU 1, South Carolina 0.

### 2002

CHATTANOOGA, TENN. (JIM FROST STADIUM)

**DAY 1:** [3] Alabama 2, [6] Arkansas 1; [2] South Carolina 11, [7] Mississippi State 5; [4] Georgia 4, [5] Auburn 3; [1] LSU 5, [8] Florida 0. **DAY 2:** Mississippi State 5, Arkansas 1; Auburn 7, Florida 1; South Carolina 6, Alabama 4; LSU 2, Georgia 1. **DAY 3:** Georgia 7, Mississippi State 1; Alabama 5, Auburn 4; Georgia 6, South Carolina 5; LSU 6, Alabama 2. **DAY 4:** Georgia 4, South Carolina 3. Finals - LSU 1, Georgia 0.

### 2003

PLANT CITY, FLA. (PLANT CITY STADIUM)

**DAY 1:** [3] LSU 1, [6] Tennessee 0 (9); [2] Alabama 4, [7] Auburn 0; [5] Florida 6, [4] South Carolina 2; [1] 3, [8] Mississippi State 0. **DAY 2:** Tennessee 4, Auburn 3 (9); South Carolina 2, Mississippi State 1; Alabama 2, LSU 1; Florida 1, Georgia 0. **DAY 3:** Tennessee 5, Georgia 3 (8); LSU 5, South Carolina 1; Alabama 3, Tennessee 2 (8); LSU 1, Florida 0. **DAY 4:** LSU 3, Florida 1; Finals - Alabama 3, LSU 1.

### 2004

TUSCALOOSA, ALA. (ALABAMA SOFTBALL COMPLEX)

**DAY 1:** [7] Mississippi State 8, [2] Tennessee 2; [3] Georgia 7, [6] Florida 1; [1] LSU 2, [8] South Carolina 0; [5] Alabama 7, [4] Auburn 1. **DAY 2:** Tennessee 7, Florida 5; Auburn 2, South Carolina 0; Georgia 11, Mississippi State 2 (5), LSU 2, Alabama 1. **DAY 3:** Tennessee 1, Alabama 0; Auburn 4, Mississippi State 3; Georgia 4, Tennessee 0 (10); Auburn 2, LSU 1. **DAY 4:** LSU 1, Auburn 0; Finals - LSU 4, Georgia 1.

### 2005

GAINESVILLE, FLA. (FLORIDA SOFTBALL FIELD)

**DAY 1:** [3] Auburn 8, South Carolina 0 (5); [2] Alabama 5, Mississippi State 0; [4] Tennessee 4, [5] Florida 0; [1] Georgia 2, [8] LSU 1. **DAY 2:** Mississippi State 4, South Carolina 1; LSU 9, Florida 0; Alabama 9, Auburn 5; Georgia 5, Tennessee 3. **DAY 3:** Tennessee 3, Mississippi State 0; Auburn 4, LSU 3; Tennessee 3, Alabama 1; Georgia 7, Auburn 3. **DAY 4:** Alabama 3, Tennessee 0; Finals - Alabama 2, Georgia 0.

### 2006

ATHENS, GA. (GEORGIA SOFTBALL STADIUM)

**DAY 1:** [4] Tennessee 6, [5] Florida 0; [1] Alabama 6, [8] Ole Miss 0; [2] Georgia 2, [7] Arkansas 0; [3] LSU 4, [6] Auburn 1. **DAY 2:** Tennessee 2, Alabama 1; LSU 5, Georgia 2. **DAY 3:** Finals - Tennessee 3, LSU 0.

### 2007

AUBURN, ALA. (JAMES B. MOORE FIELD)

**DAY 1:** [3] Alabama 3, [6] Georgia 2 (9 inn.); [2] LSU 2, [7] South Carolina 1 (10 inn.); [4] Florida 3, [5] Mississippi State 0; [1] Tennessee 6, [8] Ole Miss 0. **DAY 2:** [2] LSU 4, [3] Alabama 1; [4] Florida 1, [1] Tennessee 0. **DAY 3:** [2] LSU 1, [4] Florida 0 (9 inn.)

### 2008

BATON ROUGE, LA. (TIGER PARK)

**DAY 1:** [4] Tennessee 5, [5] Georgia 2; [1] Florida 1, [8] Ole Miss 0; [2] Alabama 1, [7] Mississippi State 0; [3] LSU 4, [6] Auburn 0. **DAY 2:** [1] Florida 6, [4] Tennessee 1; [2] Alabama 7, [3] LSU 4. **DAY 3:** [1] Florida 4, [2] Alabama 1.

### 2009

KNOXVILLE, TN (SHERRI PARKER LEE SOFTBALL STADIUM)

**DAY 1:** [6] Kentucky 2, [3] Georgia 0; [2] Alabama 8, [7] Arkansas 0 (5); [1] Florida 3, [8] Auburn 0; [5] Tennessee 6, [4] LSU 5. **DAY 2:** [2] Alabama 2, [6] Kentucky 1 (8); [1] Florida 11, [5] Tennessee 3 (5). **DAY 3:** [1] Florida 8, [2] Alabama 5.

## ALL-TIME SEC STANDINGS

### 1997

#### EASTERN DIVISION

Team	SEC	Overall
South Carolina*^	25-1	63-5
Tennessee	20-7	45-22
Florida	16-8	42-25
Georgia	7-21	25-33
Kentucky	2-23	11-44

#### WESTERN DIVISION

Team	SEC	Overall
LSU^	18-6	44-14
Alabama	16-14	29-29
Auburn	15-15	34-35
Arkansas	12-16	16-42
Mississippi State	11-17	29-27
Mississippi	7-21	22-41

### 1998

#### EASTERN DIVISION

Team	SEC	Overall
Florida*^	23-5	47-22
South Carolina	15-11	36-21
Tennessee	13-15	37-31
Georgia	11-17	34-26
Kentucky	6-22	19-43

#### WESTERN DIVISION

Team	SEC	Overall
LSU^	23-6	47-22
Alabama!	19-7	49-18
Mississippi State	15-11	36-21
Arkansas	13-17	21-38
Mississippi	9-21	26-40
Auburn	6-21	16-40

### 1999

#### EASTERN DIVISION

Team	SEC	Overall
Tennessee^	17-11	44-27
South Carolina^	17-11	49-21
Florida	13-15	34-29
Georgia	11-17	28-31
Kentucky	6-22	23-44

#### WESTERN DIVISION

Team	SEC	Overall
LSU*!	27-3	56-10
Alabama	19-11	39-26
Arkansas	17-13	46-29
Mississippi State	15-15	38-29
Auburn	11-19	27-32-1
Mississippi	7-23	25-36

# ALL-TIME SEC STANDINGS



## 2000

### EASTERN DIVISION

Team	SEC	Overall
Kentucky^	15-13	36-29
Florida	13-14	46-30
South Carolina!	11-16	41-28
Georgia	9-19	28-33
Tennessee	5-22	29-34

### WESTERN DIVISION

Team	SEC	Overall
LSU*^	26-4	59-13
Alabama	25-5	66-14
Arkansas	19-11	44-31
Mississippi State	17-13	44-27
Auburn	10-19	34-31
Mississippi	8-22	21-42

## 2001

### EASTERN DIVISION

Team	SEC	Overall
South Carolina^	18-8	40-20-1
Florida	14-15	37-28
Kentucky	10-18	27-34
Georgia	9-18	33-26
Tennessee	9-20	24-35

### WESTERN DIVISION

Team	SEC	Overall
LSU*^!	26-4	59-11
Alabama	24-6	50-11
Mississippi State	19-11	36-26
Arkansas	14-16	36-30
Auburn	10-20	31-32
Mississippi	5-22	18-40

## 2002

### EASTERN DIVISION

Team	SEC	Overall
South Carolina^	20-10	46-20
Georgia	18-12	59-17
Florida	12-18	32-35
Tennessee	8-17	35-25-1
Kentucky	6-21	24-32

### WESTERN DIVISION

Team	SEC	Overall
LSU*^!	25-4	56-11
Alabama	22-8	46-21
Auburn	15-15	38-27
Arkansas	14-16	39-28-1
Mississippi State	13-16	36-31
Mississippi	7-23	25-29

## 2003

### EASTERN DIVISION

Team	SEC	Overall
Georgia*^	23-6	57-14
South Carolina	18-10	41-20
Florida	19-11	41-25
Tennessee	14-15	46-25
Kentucky	3-26	16-40

### WESTERN DIVISION

Team	SEC	Overall
Alabama*!	22-8	49-21
LSU	20-9	50-18
Auburn	13-16	26-31
Mississippi State	13-16	34-30
Arkansas	8-22	24-36
Mississippi	8-22	19-34

## 2004

### EASTERN DIVISION

Team	SEC	Overall
Tennessee^	20-8	55-16
Georgia	20-10	55-17
Florida	16-13	41-20
South Carolina	12-18	28-24
Kentucky	6-24	25-31-1

### WESTERN DIVISION

Team	SEC	Overall
LSU*^!	22-6	57-12
Auburn	19-10	42-18
Alabama	18-12	45-20
Mississippi State	14-15	39-26
Ole Miss	8-21	15-37
Arkansas	6-24	18-40

## 2005

### EASTERN DIVISION

Team	SEC	Overall
Georgia*^	26-4	55-15
Tennessee	20-8	67-15
Florida	18-12	41-23
South Carolina	11-16	28-28-1
Kentucky	4-25	20-41

### WESTERN DIVISION

Team	SEC	Overall
Alabama^!	23-7	63-15
Auburn	21-8	50-18
Mississippi State	12-18	35-31
LSU	12-18	31-23
Ole Miss	10-20	30-28
Arkansas	4-25	19-43

## 2006

### EASTERN DIVISION

Team	SEC	Overall
Georgia^	24-6	54-15
Tennessee!	21-9	61-12
Florida	17-13	43-25
South Carolina	8-21	28-30
Kentucky	4-26	21-36

### WESTERN DIVISION

Team	SEC	Overall
Alabama*^	25-4	54-11
LSU	22-8	55-14
Auburn	15-15	36-22
Arkansas	10-19	26-35
Ole Miss	10-20	24-36
Mississippi State	7-22	33-28

## 2007

### EASTERN DIVISION

Team	SEC	Overall
Tennessee*^	23-4	59-6
Florida	17-11	50-22
Georgia	13-15	46-28
South Carolina	12-16	38-26
Kentucky	4-24	20-31

### WESTERN DIVISION

Team	SEC	Overall
LSU*!	22-6	55-12
Alabama	21-6	55-10
Mississippi State	14-14	35-27
Ole Miss	11-17	24-34
Auburn	10-18	26-30
Arkansas	6-22	21-43

## 2008

### EASTERN DIVISION

Team	SEC	Overall
Florida *^!	27-1	70-5
Tennessee	14-12	50-16
Georgia	14-14	46-24
South Carolina	8-18	21-26
Kentucky	3-25	17-37

### WESTERN DIVISION

Team	SEC	Overall
Alabama^	25-3	58-8
LSU	17-11	44-12
Auburn	13-14	38-22
Mississippi State	13-14	41-22
Ole Miss	9-19	26-28
Arkansas	8-20	37-29

## 2009

### EASTERN DIVISION

Team	SEC	Overall
Florida *^!	26-1	63-5
Georgia	18-7	47-12
Tennessee	12-12-1	40-18-1
Kentucky	13-14	34-23
South Carolina	6-21	21-24

### WESTERN DIVISION

Team	SEC	Overall
Alabama^	21-6	54-11
LSU	15-10-1	34-18-1
Arkansas	10-16	27-29
Auburn	9-19	30-29
Mississippi State	8-19	28-28
Ole Miss	7-20	23-29

\* SEC Champion; ^ SEC Division Champion;  
! SEC Tournament Champion

### ALL-TIME SEC CHAMPIONS

Year	Champion	SEC Record	Overall Record
1997	South Carolina	25-1	63-5
1998	Florida	23-5	47-22
1999	LSU	27-3	56-10
2000	LSU	26-4	59-13
2001	LSU	26-4	59-11
2002	LSU	25-4	56-11
2003	Georgia	23-6	57-14
2004	LSU	22-6	57-12
2005	Georgia	26-4	55-15
2006	Alabama	25-4	54-11
2007	Tennessee	23-4	59-6
2008	Florida	27-1	70-5
2009	Florida	26-1	63-5



2010 BULLDOG SOFTBALL



## FINAL 2009 SOUTHEASTERN CONFERENCE STANDINGS

WESTERN DIVISION									
	SEC	Pct.	All	Pct.	Home	Away	Neut	vs. Div.	vs. Top 25
&Alabama	21-6	.778	54-11	.831	31-1	11-6	12-4	12-2	14-9
LSU	15-10-1	.596	34-18-1	.651	19-8-1	13-8	2-2	10-3	5-10-1
Arkansas	10-16	.385	27-29	.482	9-8	9-14	9-7	6-9	2-13
Auburn	9-19	.321	30-29	.508	14-12	9-12	7-5	7-7	3-15
Mississippi State	8-19	.296	28-28	.500	17-11	4-6	3-10	4-14	4-6
Ole Miss	7-20	.259	23-29	.442	9-10	8-15	6-4	3-10	5-14

& SEC Western Division Champion

EASTERN DIVISION									
	SEC	Pct.	All	Pct.	Home	Away	Neut	vs. Div.	vs. Top 25
%I/Florida	26-1	.963	63-5	.926	39-2	15-0	9-3	10-0	22-4
Georgia	18-7	.720	47-12	.797	27-2	10-5	10-5	8-3	15-9
Tennessee	12-12-1	.500	40-18-1	.686	19-7	8-8-1	13-3	4-6	8-11-1
Kentucky	13-14	.481	34-23	.596	12-5	13-13	9-5	3-7	3-16
South Carolina	6-21	.222	21-24	.467	12-10	3-13	6-1	1-10	3-12

% SEC Eastern Division Champion; ! SEC Tournament Champion

## 2009 SOUTHEASTERN CONFERENCE TOURNAMENT REVIEW May 7-9 • Sherri Parker Lee Softball Stadium • Knoxville, Tenn.

Thursday, May 7 — First Round

Game 1: #6 Kentucky 2, #3 Georgia 0

Game 2: #2 Alabama 8, #7 Arkansas 0 (5)

Game 3: #1 Florida 3, #8 Auburn 0

Game 4: #5 Tennessee 6, #4 LSU 5

Friday, May 8 — Semifinals

Game 5: #2 Alabama 2, #6 Kentucky 1 (8)

Game 6: #1 Florida 11, #5 Tennessee 3 (5)

Saturday, May 9 — Championship Game

Game 7: #1 Florida 8, #2 Alabama 5

### SEC ALL-TOURNAMENT TEAM

Molly Johnson, Kentucky  
Rachel Riley, Kentucky  
Erinn Webb, Tennessee  
Jen Lapicki, Tennessee  
Charlotte Morgan, Alabama  
Lauren Parker, Alabama  
Ashley Holcombe, Alabama  
Aja Paculba, Florida  
Kelsey Bruder, Florida  
Corrie Brooks, Florida  
Kristina Hilberth, Florida (MVP)

### 2009 ALL-SEC TEAMS

#### FIRST TEAM

P Stacey Nelson, Florida  
P Kelsi Dunne, Alabama  
IF Molly Johnson, Kentucky  
IF Aja Paculba, Florida  
IF Alisa Goler, Georgia  
IF Kelly Montalvo, Alabama  
OF Brittany Rogers, Alabama  
OF Taylor Schlopy, Georgia  
OF Kelsey Bruder, Florida  
OF Kirsten Shortridge, LSU  
C **CHELSEA BRAMLETT, MISSISSIPPI STATE**  
DP/U Charlotte Morgan, Alabama

#### SECOND TEAM

P Stephanie Brombacher, Florida  
P Christie Hamilton, Georgia  
IF Ali Gardiner, Florida  
IF Tiffany Huff, Tennessee  
IF Megan Bush, Florida  
IF Brianna Hesson, Georgia  
OF Francesca Enea, Florida  
OF **KA'ILI SMITH, MISSISSIPPI STATE**  
OF Jazz Jackson, LSU  
OF Myesha Finney, Auburn  
C Megan Yocke, Kentucky  
DP/U Lauren Grill, Ole Miss

#### ALL-FRESHMAN TEAM

P Chanda Bell, Kentucky  
P Cat Hosfield, Tennessee  
IF Brittany Cervantes, Kentucky  
IF Jessica Spigner, Tennessee  
IF Juliana Santos, LSU  
IF Brittany Griffiths, Arkansas  
OF Cassandra Reilly-Boccia, Alabama  
OF **KA'ILI SMITH, MISSISSIPPI STATE**  
OF Alicia Sisco, Florida  
OF Corrine Doornberg, Ole Miss  
OF Michelle Moultrie, Florida  
C Kristyn Sandberg, Georgia  
DP/U Amanda Locke, Alabama

Player of the Year - Charlotte Morgan, Alabama

Pitcher of the Year - Stacey Nelson, Florida

Coach of the Year - Tim Walton, Florida

Freshman of the Year - Amanda Locke, Alabama

Scholar-Athlete of the Year - Lillian Hammond, Tennessee

### NFCA ALL-AMERICANS

#### FIRST TEAM

P Kelsi Dune, Alabama  
P Stacey Nelson, Florida  
C **CHELSEA BRAMLETT, MISSISSIPPI STATE**  
3B Alisa Goler, Georgia  
A-L Charlotte Morgan, Alabama  
A-L Taylor Schlopy, Georgia

#### SECOND TEAM

P Stephanie Brombacher, Florida  
1B Tiffany Huff, Tennessee  
2B Aja Paculba, Florida  
SS Molly Johnson, Kentucky  
OF Kelsey Bruder, Florida  
OF Francesca Enea, Florida  
OF Brittany Rogers, Alabama

#### THIRD TEAM

OF Kirsten Shortridge, LSU

### 2009 NFCA ALL-REGION

#### South Region

P Kelsi Dunne, Alabama  
P Cody Trahan, LSU  
C **CHELSEA BRAMLETT, MISSISSIPPI STATE**  
C Ashley Holcombe, Alabama  
1B **SAMMIE JO BAILEY, MISSISSIPPI STATE**  
2B **ALI BAINBRIDGE, MISSISSIPPI STATE**  
3B Kelley Montalvo, Alabama  
SS Juliana Santos, LSU  
OF Jazz Jackson, LSU  
OF Brittany Rogers, Alabama  
OF Kirsten Shortridge, LSU  
OF **KA'ILI SMITH, MISSISSIPPI STATE**  
U/P Miranda Dixon, Arkansas  
U/P Charlotte Morgan, Alabama  
U Cassie Reilly-Boccia, Alabama

#### Southeast Region

P Stephanie Brombacher, Florida  
P Stacey Nelson, Florida  
C Megan Yocke, Kentucky  
1B Tiffany Huff, Tennessee  
2B Aja Paculba, Florida  
3B Alisa Goler, Georgia  
3B Jessica Spigner, Tennessee  
SS Megan Bush, Florida  
SS Molly Johnson, Kentucky  
OF Kelsey Bruder, Florida  
OF Francesca Enea, Florida  
OF Kelly Grieve, Tennessee  
OF Taylor Schlopy, Georgia  
U Jill Semento, South Carolina

### SOUTHEASTERN CONFERENCE PLAYERS/PITCHERS/ FRESHMEN OF THE WEEK

Feb. 9	Tiffany Huff, C/1B, Tennessee Becky Nye, P, Ole Miss Jenee Loree, P, Auburn
Feb. 16	Francesca Enea, 3B, Florida Stephanie Brombacher, P, Florida Amanda Locke, 1B/P, Alabama
Feb. 23	Alisa Goler, 3B, Georgia Anna Thompson, P, Auburn Cat Hosfield, P, Tennessee
March 2	Francesca Enea, LF, Florida Stacey Nelson, P, Florida Chanda Bell, P, Kentucky
March 9	Kristin Schnake, SS, Georgia Kelsi Dunne, P, Alabama <b>KA'ILI SMITH, OF, MSU</b>
March 16	Jessica Spigner, 3B, Tennessee Stacey Nelson, P, Florida Chanda Bell, P, Kentucky
March 23	Rachel Mitchell, OF, LSU Miranda Dixon, P, Arkansas Brittany Griffiths, IF, Arkansas
March 30	<b>ALI BAINBRIDGE, 2B, MSU</b> Christie Hamilton, P, Georgia <b>LINDSEY DUNLAP, P, MSU</b>
April 6	Lauren Grill, 2B, Ole Miss Kelsi Dunne, P, Alabama Cassandra Reilly-Boccia, OF, Alabama
April 13	Nicole Kajitani, 2B, Tennessee Audrey Broyles, P, USC Juliana Santos, SS, LSU
April 20	Charlotte Morgan, UTL, Alabama Stacey Nelson, P, Florida <b>LINDSEY DUNLAP, P, MSU</b>
April 27	Molly Johnson, SS, Kentucky Kelsi Dunne, P, Alabama Rachel Riley, P, Kentucky
May 4	Taylor Schlopy, OF, Georgia Christie Hamilton, P, Georgia <b>KA'ILI SMITH, OF, MSU</b>

### SOUTHEASTERN CONFERENCE IN FINAL NATIONAL POLLS

#### USA Today/NFCA

- Washington (30)
- Florida
- Alabama
- Georgia
- Arizona State
- Michigan
- Arizona
- Missouri
- UCLA
- Stanford
- California
- Ohio State
- Georgia Tech
- UMass
- Baylor
- Oklahoma
- North Carolina
- Northwestern
- LSU
- Tennessee
- North Dakota St
- Florida State
- DePaul
- Jacksonville State
- Louisiana-Lafayette

SEC Teams Receiving  
Votes: Kentucky

#### ESPN.com/USA Softball

- Washington (20)
- Florida
- Alabama
- Georgia
- Michigan
- Arizona State
- Arizona
- Missouri
- Stanford
- UCLA
- Ohio State
- California
- Georgia Tech
- UMass
- Baylor
- Tennessee
- Oklahoma
- North Dakota St
- LSU
- Northwestern
- Jacksonville State
- North Carolina
- DePaul
- Louisville
- Florida State

SEC Teams Receiving  
Votes: Kentucky



# 2009 REVIEW



Mississippi State's 2009 edition entered the year with a youthful contingent that included just four upperclassmen. The inexperienced group of Bulldogs had to not only deal with the youth, but a rash of injuries that challenged the team's depth and forced some players to make position switches.


Despite the roadblocks thrown in the way of the 2009 Maroon and White, head coach Jay Miller's squad still enjoyed a successful run to the postseason and posted some outstanding numbers that bring a great deal of optimism into 2010.

## RETURN TO THE POSTSEASON

Mississippi State won eight of its last 13 games of the 2009 season to finish the regular season with a 28-26 record that was good enough to earn the Bulldogs another trip to the NCAA Tournament.

State was selected to play in the NCAA Tallahassee (Fla.) Regional, a place where three months earlier they claimed upsets of No. 23 Purdue and host Florida State en route to winning the Sunshine Classic.

The 2009 edition advanced to Mississippi State's third-straight regional and sixth in Miller's first seven seasons in Starkville. The bid was the eighth in program history.



## STANDOUT DEFENSE

Part of the reason the Bulldogs were able to make a return trip to the postseason in 2009 was their stellar effort on defense.

The Dawgs fielded at a .977 clip, setting the school's single-season record for the second-straight year. The 2009 edition's fielding mark eclipsed the previous best of .970 set by the 2008 squad.

## MILLER BECOMES TOP DAWG



Miller reached another milestone in his illustrious collegiate coaching career on February 13.

That night, the Dawgs' eighth-year head coach became Mississippi State's winningest softball coach as his team rallied to upset No. 23 Purdue at the Sunshine Classic in Tallahassee, Fla.

Miller, an NFCA Hall of Fame inductee who has been named head coach of the United States National Team, passed former Bulldog head coach Kathy Arendsen for the top spot in the program's coaching annals.

He finished the 2009 campaign with a 245-192 (.561 winning percentage) MSU coaching record. Miller enters 2010, his 28th season as a collegiate head coach, as the 11th winningest active coach in NCAA Division I softball with a 954-607 career record.

## RECORD HONOREES

State had four players earn all-region honors from the National Fastpitch Coaches Association for their play during the 2009 season.

Sammie Jo Bailey, Ali Bainbridge, Chelsea Bramlett and Ka'ili Smith earned regional honors from the NFCA, marking a school record for the most honorees to receive the award in a single season.

Bramlett went on to collect her third-consecutive NFCA First Team All-America honor, becoming the first Bulldog to achieve the feat.

Smith's regional honor followed her recognition as a second team All-SEC performer, the lone freshman named to either all-conference squad.

## DAWGS CLAIM PAIR OF CHAMPIONSHIPS

The Bulldogs claimed a pair of tournament victories in 2009. State took a 3-2 overall record to Tallahassee, Fla., for the Sunshine Classic, and the Dawgs came away with upsets of No. 23 Purdue and host Florida State en route to a perfect 3-0 mark and the tournament title.

The win over the Boilermakers sparked an eight-game win streak that also included the tournament championship at the MSU-hosted Bulldog Classic.

## BIG ROAD WINS

Mississippi State claimed a pair of big wins on the road during the 2009 season.

The Bulldogs headed to Knoxville, Tenn., a place they hadn't won since 2003, looking to bounce back against the No. 9 Lady Vols after dropping 10 of their previous 11 games.

Jessie Spain snapped that seven-game losing streak in Knoxville with her two-out RBI double in the fifth inning to lift

the Dawgs to a 5-4 victory.

Tennessee claimed the win in game two to force the rubber game on Sunday. Bainbridge went 3-for-4 and drove in four runs, including the deciding three-run home run in the top of the sixth inning, to lead Mississippi State to a 10-6 victory that claimed the first out-right series win over UT since 2001.

Just over two weeks later, State ventured to Athens, Ga., looking to knock off sixth-ranked Georgia. State dropped the opening game of the mid-week twin bill, but responded for a 3-1, 10-inning win in the nightcap behind a strong pitching performance from freshman Lindsey Dunlap.

The Hueytown, Ala., native allowed a first-inning unearned run before holding the homestanding Bulldogs to just three hits the rest of the way in the complete-game victory.

Pinch-hitter Laurie Siebert tied the game in the top of the seventh with a sacrifice fly, and Bramlett plated the winning run in the 10th as she reached on a base hit and later scored from second on a Smith sacrifice fly to the warning track in left-center.



Prior to their games at the Malihini Kipa Aloha Tournament in Honolulu, Hawaii, the Bulldogs took batting practice with Diamond Head, the world's most famous volcanic crater, providing the scenic backdrop.

# 2009 RESULTS



**28-28 Overall, 8-19 SEC Regular Season, 17-10 Home, 7-12 Away, 4-6 Neutral,  
24-24 Day, 4-4 Night, 4-4 One-Run Games, 5-4 Two-Run Games, 11-12 5+ Run Games, 2-1 Extra Innings, 4-14 vs. Top 25 Teams**

Date	Opponent	Score	MSU Line	Opp Line	Inns	Overall	SEC	Pitcher of record	Attend	Time
Feb 6	%KENNESAW STATE	0-4 L	0-6-1	4-5-0	7	0-1-0	0-0-0	E. Woolven (L 0-1)	282	1:48
Feb 7	%LA.-MONROE	W 5-3	5-4-0	3-5-0	7	1-1-0	0-0-0	K. Nurnberg (W 1-0)	-	1:50
Feb 7	%IONA	W 10-0	10-14-0	0-3-2	5	2-1-0	0-0-0	L. Dunlap (W 1-0)	412	1:24
Feb 8	%LA.-MONROE	W 12-5	12-20-2	5-6-2	7	3-1-0	0-0-0	K. Nurnberg (W 2-0)	215	2:01
Feb 11	SOUTHERN MISSISSIPPI	3-7 L	3-7-0	7-11-3	7	3-2-0	0-0-0	E. Woolven (L 0-2)	205	2:00
Feb 13	^vs Purdue	W 4-3	4-4-1	3-5-1	7	4-2-0	0-0-0	L. Dunlap (W 2-0)	526	1:50
Feb 14	^vs Miami (Ohio)	W 3-0	3-4-0	0-8-3	7	5-2-0	0-0-0	K. Nurnberg (W 3-0)	435	1:36
Feb 15	^at Florida State	W 5-4	5-8-0	4-7-0	7	6-2-0	0-0-0	L. Dunlap (W 3-0)	565	2:07
Feb 20	#RUTGERS	W 6-0	6-8-0	0-6-2	7	7-2-0	0-0-0	L. Dunlap (W 4-0)	285	1:48
Feb 21	#EVANSVILLE	W 7-0	7-10-0	0-3-0	7	8-2-0	0-0-0	K. Nurnberg (W 4-0)	-	2:23
Feb 21	#SIU-EDWARDSVILLE	W 3-0	3-7-1	0-2-1	7	9-2-0	0-0-0	L. Dunlap (W 5-0)	262	1:36
Feb 22	#SIU-EDWARDSVILLE	W 2-0	2-4-1	0-3-0	7	10-2-0	0-0-0	K. Nurnberg (W 5-0)	233	1:29
Feb 25	at Miss. Valley St.	W 10-4	10-11-1	4-9-2	7	11-2-0	0-0-0	K. Nurnberg (W 6-0)	75	1:51
Feb 27	\$vs Ohio State	0-7 L	0-5-1	7-9-0	7	11-3-0	0-0-0	L. Dunlap (L 5-1)	150	1:31
Mar 5	!vs Florida Gulf Coast	3-8 L	3-8-1	8-10-3	7	11-4-0	0-0-0	K. Nurnberg (L 6-1)	-	1:57
Mar 5	!vs Santa Clara	W 11-3	11-13-0	3-5-6	7	12-4-0	0-0-0	K. Nurnberg (W 7-1)	341	2:09
Mar 6	!vs Oregon State	0-2 L	0-6-1	2-6-0	7	12-5-0	0-0-0	L. Dunlap (L 5-2)	-	1:29
Mar 6	!at Hawaii	W 14-11	14-13-0	11-12-6	7	13-5-0	0-0-0	K. Nurnberg (W 8-1)	419	2:04
Mar 7	!vs Mount St. Mary's	W 6-1	6-9-0	1-7-0	7	14-5-0	0-0-0	L. Dunlap (W 6-2)	300	1:57
Mar 8	!vs Radford	1-3 L	1-5-1	3-8-1	7	14-6-0	0-0-0	K. Nurnberg (L 8-2)	457	1:22
Mar 14	*at Alabama	0-4 L	0-3-1	4-4-0	7	14-7-0	0-1-0	L. Dunlap (L 6-3)	-	1:46
Mar 14	*at Alabama	1-7 L	1-4-0	7-10-1	7	14-8-0	0-2-0	L. Dunlap (L 6-4)	2062	1:52
Mar 15	*at Alabama	2-3 L	2-4-0	3-6-1	7	14-9-0	0-3-0	L. Dunlap (L 6-5)	1954	1:50
Mar 17	*ARKANSAS	3-8 L	3-5-1	8-9-2	(8)	14-10-0	0-4-0	L. Dunlap (L 6-6)	-	2:04
Mar 17	*ARKANSAS	1-5 L	1-7-0	5-10-1	7	14-11-0	0-5-0	K. Nurnberg (L 8-3)	305	1:42
Mar 18	*ARKANSAS	2-3 L	2-6-1	3-9-1	7	14-12-0	0-6-0	L. Dunlap (L 6-7)	275	1:37
Mar 21	*LSU	4-5 L	4-8-1	5-6-1	7	14-13-0	0-7-0	K. Nurnberg (L 8-4)	-	1:45
Mar 21	*LSU	1-4 L	1-3-2	4-7-3	7	14-14-0	0-8-0	L. Dunlap (L 6-8)	405	1:56
Mar 22	*LSU	5-7 L	5-6-0	7-14-1	7	14-15-0	0-9-0	L. Dunlap (L 6-9)	272	2:08
Mar 24	at UAB	W 9-7	9-12-0	7-9-1	7	15-15-0	0-9-0	L. Dunlap (W 7-9)	313	2:23
Mar 28	*at Tennessee	W 5-4	5-9-3	4-4-1	7	16-15-0	1-9-0	L. Dunlap (W 8-9)	-	2:27
Mar 28	*at Tennessee	0-8 L	0-4-0	8-13-0	5	16-16-0	1-10-0	K. Nurnberg (L 8-5)	706	1:25
Mar 29	*at Tennessee	W 10-6	10-14-1	6-10-2	7	17-16-0	2-10-0	L. Dunlap (W 9-9)	692	3:00
Apr 1	+vs Ole Miss	3-8 L	3-4-2	8-11-1	7	17-17-0	2-10-0	L. Dunlap (L 9-10)	1137	1:37
Apr 4	*at Florida	2-11 L	2-5-1	11-13-1	5	17-18-0	2-11-0	K. Nurnberg (L 8-6)	-	1:20
Apr 4	*at Florida	2-6 L	2-3-0	6-7-2	7	17-19-0	2-12-0	L. Dunlap (L 9-11)	994	2:01
Apr 5	*at Florida	0-3 L	0-3-0	3-5-0	7	17-20-0	2-13-0	L. Dunlap (L 9-12)	1011	1:31
Apr 8	SOUTH ALABAMA	W 5-2	5-6-0	2-4-4	7	18-20-0	2-13-0	L. Dunlap (W 10-12)	205	1:31
Apr 9	JACKSON STATE	W 9-0	9-7-1	0-1-3	5	19-20-0	2-13-0	K. Nurnberg (W 9-6)	-	1:05
Apr 9	JACKSON STATE	W 3-0	3-7-0	0-1-2	7	20-20-0	2-13-0	L. Dunlap (W 11-12)	201	1:20
Apr 15	*at Georgia	0-10 L	0-3-4	10-10-0	5	20-21-0	2-14-0	K. Nurnberg (L 9-7)	-	1:27
Apr 15	*at Georgia	W 3-1	3-9-2	1-6-1	(10)	21-21-0	3-14-0	L. Dunlap (W 12-12)	435	2:00
Apr 18	*SOUTH CAROLINA	W 4-2	4-7-0	2-7-1	7	22-21-0	4-14-0	L. Dunlap (W 13-12)	-	1:34
Apr 18	*SOUTH CAROLINA	0-2 L	0-7-0	2-5-0	7	22-22-0	4-15-0	L. Dunlap (L 13-13)	662	1:34
Apr 19	*SOUTH CAROLINA	W 10-2	10-13-0	2-5-2	6	23-22-0	5-15-0	L. Dunlap (W 14-13)	214	1:31
Apr 22	*AUBURN	W 2-1	2-7-0	1-8-2	(10)	24-22-0	6-15-0	L. Dunlap (W 15-13)	-	2:36
Apr 22	*AUBURN	3-8 L	3-5-1	8-14-2	7	24-23-0	6-16-0	K. Nurnberg (L 9-8)	275	1:55
Apr 24	*at Kentucky	3-10 L	3-6-0	10-10-2	7	24-24-0	6-17-0	L. Dunlap (L 15-14)	-	1:41
Apr 24	*at Kentucky	1-4 L	1-5-2	4-5-1	7	24-25-0	6-18-0	K. Nurnberg (L 9-9)	367	1:33
Apr 25	*at Kentucky	7-8 L	7-10-0	8-9-3	7	24-26-0	6-19-0	K. Nurnberg (L 9-10)	409	1:56
May 2	*OLE MISS	W 6-2	6-9-0	2-7-2	7	25-26-0	7-19-0	L. Dunlap (W 16-14)	-	1:55
May 2	*OLE MISS	W 8-0	8-9-0	0-2-3	5	26-26-0	8-19-0	K. Nurnberg (W 10-10)	851	1:06
May 8	MISS. VALLEY ST.	W 10-2	10-10-0	2-3-3	5	27-26-0	8-19-0	L. Dunlap (W 17-14)	-	1:20
May 8	MISS. VALLEY ST.	W 4-1	4-8-0	1-7-1	7	28-26-0	8-19-0	K. Nurnberg (W 11-10)	201	1:43
May 15	~vs California	3-8 L	3-10-0	8-12-1	7	28-27-0	8-19-0	L. Dunlap (L 17-15)	167	1:50
May 16	~at Florida State	0-5 L	0-0-0	5-9-2	7	28-28-0	8-19-0	L. Dunlap (L 17-16)	348	1:33

\* — Denotes Southeastern Conference Game

% — Bulldog Round-Robin (Starkville, Miss.)

^ — Sunshine Classic (Tallahassee, Fla.)

# — Bulldog Classic (Starkville, Miss.)

\$ — NFCA Leadoff Classic (Columbus, Ga.)

! — Pepsi Malihini Kipa Aloha Tournament (Honolulu, Hawaii)

+ — M&F Bank Fastpitch Classic (Madison, Miss.)

~ — NCAA Tallahassee Regional (Tallahassee, Fla.)







# 2009 STATISTICS

## BATTING

PLAYER	AVG.	GP-GS	AB	R	H	2B	3B	HR	RBI	TB	SLG%	BB	HBP	SO	GDP	OB%	SF	SH	SB-ATT
Chelsea Bramlett	.486	56-56	181	55	88	7	2	0	16	99	.547	19	2	6	0	.532	3	4	54-60
Ka'ili Smith	.323	56-56	158	22	51	11	4	1	35	73	.462	22	2	30	1	.405	3	0	3-3
Ali Bainbridge	.285	56-56	165	21	47	7	2	4	30	70	.424	7	8	25	0	.343	1	11	8-8
Sammie Jo Bailey	.260	53-50	150	11	39	9	0	0	24	48	.320	11	3	19	0	.319	2	2	0-0
Brittany Bell	.254	55-55	142	25	36	2	0	2	16	44	.310	17	13	32	0	.377	3	9	16-20
Courtney Nesbit	.245	46-34	106	15	26	9	0	2	14	41	.387	9	0	30	0	.304	0	0	2-2
Jessie Bailey	.227	56-56	163	21	37	6	0	4	19	55	.337	6	1	31	1	.259	0	5	2-3
Courtney Moore	.217	45-38	115	11	25	5	1	3	22	41	.357	5	6	38	0	.281	2	1	0-0
Jessie Spain	.208	41-34	101	18	21	4	0	2	13	31	.307	7	4	20	0	.286	0	4	2-2
Brittany Gates	.204	56-55	113	20	23	2	0	0	2	25	.221	4	4	42	0	.256	0	3	10-14
Allie Heon	.200	34-13	40	16	8	0	0	0	4	8	.200	2	0	6	0	.238	0	5	4-4
Laurie Siebert	.200	20-1	15	0	3	0	0	0	5	3	.200	5	0	5	0	.364	2	0	0-0
Elizabeth Woolven	.000	2-0	0	1	0	0	0	0	0	0	.000	0	0	0	0	.000	0	0	0-0
<b>MSU</b>	<b>.279</b>	<b>56-56</b>	<b>1449</b>	<b>236</b>	<b>404</b>	<b>62</b>	<b>9</b>	<b>18</b>	<b>200</b>	<b>538</b>	<b>.371</b>	<b>114</b>	<b>43</b>	<b>284</b>	<b>2</b>	<b>.346</b>	<b>16</b>	<b>44</b>	<b>101-116</b>
<b>Opponents</b>	<b>.278</b>	<b>56-56</b>	<b>1447</b>	<b>232</b>	<b>402</b>	<b>49</b>	<b>15</b>	<b>50</b>	<b>221</b>	<b>631</b>	<b>.436</b>	<b>126</b>	<b>35</b>	<b>260</b>	<b>3</b>	<b>.349</b>	<b>5</b>	<b>42</b>	<b>36-50</b>

LOB - Team (331), Opp (317). DPs turned - Team (18), Opp (15). IBB - Team (4), C. Bramlett 3, J. Bailey 1, Opp (2). Picked off - B. Gates 2, B. Bell 1, K. Smith 1.

## PITCHING

PITCHER	ERA	W-L	APP	GS	CG	ShO/CbO	SV	IP	H	R	ER	BB	SO	2B	3B	HR	AB	B/Avg	WP
Misty Flesher	2.86	0-0	4	2	0	0/0	0	7.1	8	4	3	6	3	0	0	1	30	.267	1
Lindsey Dunlap	3.41	17-16	43	28	20	3/3	4	217.2	206	112	106	79	161	24	8	27	818	.252	10
Kelsey Nurnberg	3.94	11-10	32	24	7	2/3	0	124.1	158	93	70	31	84	18	5	19	515	.307	7
Elizabeth Woolven	6.52	0-2	13	2	0	0/2	1	19.1	30	23	18	10	12	7	2	3	84	.357	1
<b>MSU</b>	<b>3.74</b>	<b>28-28</b>	<b>56</b>	<b>56</b>	<b>27</b>	<b>9/4</b>	<b>5</b>	<b>368.2</b>	<b>402</b>	<b>232</b>	<b>197</b>	<b>126</b>	<b>260</b>	<b>49</b>	<b>15</b>	<b>50</b>	<b>1447</b>	<b>.278</b>	<b>19</b>
<b>Opponents</b>	<b>3.29</b>	<b>28-28</b>	<b>56</b>	<b>56</b>	<b>33</b>	<b>9/2</b>	<b>2</b>	<b>366.1</b>	<b>404</b>	<b>236</b>	<b>172</b>	<b>114</b>	<b>284</b>	<b>62</b>	<b>9</b>	<b>18</b>	<b>1449</b>	<b>.279</b>	<b>24</b>

PB - MSU (3), C. Bramlett 3, Opp (2). Pickoffs - MSU (0), Opp (4). SBA/ATT - C. Bramlett (36-50), L. Dunlap (20-28), K. Nurnberg (9-14), E. Woolven (5-6), M. Flesher (2-2).

## FIELDING

PLAYER	C	PO	A	E	FLD%	DPs	SBA	CSB	PB	CI
Courtney Nesbit	124	112	12	0	1.000	9	0	0	0	0
Elizabeth Woolven	3	0	3	0	1.000	0	5	1	0	0
Misty Flesher	1	0	1	0	1.000	0	2	0	0	0
Chelsea Bramlett	308	286	19	3	.990	4	36	14	3	0
Ali Bainbridge	198	127	69	2	.990	9	0	0	0	0
Brittany Bell	74	68	5	1	.986	1	0	0	0	0
Sammie Jo Bailey	248	213	31	4	.984	9	0	0	0	0
Brittany Gates	95	90	3	2	.979	1	0	0	0	0
Ka'ili Smith	83	78	3	2	.976	2	0	0	0	0
Lindsey Dunlap	28	3	24	1	.964	1	20	8	0	0
Jessie Bailey	144	63	74	7	.951	3	0	0	0	0
Jessie Spain	106	52	47	7	.934	2	0	0	0	0
Kelsey Nurnberg	29	2	25	2	.931	1	9	5	0	0
Allie Heon	32	12	17	3	.906	1	0	0	0	0
Laurie Siebert	0	0	0	0	.000	0	0	0	0	0
Courtney Moore	0	0	0	0	.000	0	0	0	0	0
<b>MSU</b>	<b>1473</b>	<b>1106</b>	<b>333</b>	<b>34</b>	<b>.977</b>	<b>18</b>	<b>36</b>	<b>14</b>	<b>3</b>	<b>0</b>
<b>Opponents</b>	<b>1661</b>	<b>1099</b>	<b>476</b>	<b>86</b>	<b>.948</b>	<b>15</b>	<b>101</b>	<b>15</b>	<b>2</b>	<b>0</b>

## SCORE BY INNINGS

	1	2	3	4	5	6	7	8	9	Ex	Total
Mississippi State	41	41	48	34	17	34	18	0	0	3	236
Opponents	30	37	35	43	34	28	20	5	0	0	232

## BREAKDOWN BY MONTH

BATTING	Record	Avg.	Runs/G	Hits/G	HR	Fld.%	Top Avg.	Top RBI
February	11-3	.313	5.00	8.00	8	.979	Bramlett (.512)	Moore (15)
March	6-13	.273	4.11	7.32	7	.974	Bramlett (.508)	Bainbridge (14)
April	7-10	.247	3.35	6.29	2	.971	Bramlett (.436)	Smith (11)
May	4-2	.309	5.17	7.67	1	1.000	Bramlett (.500)	S. Bailey (7)
<b>Totals</b>	<b>28-28</b>	<b>.279</b>	<b>4.21</b>	<b>7.21</b>	<b>18</b>	<b>.977</b>	<b>Bramlett (.486)</b>	<b>Smith (35)</b>
PITCHING	Record	ERA	Runs/G	Hits/G	HR	K/7	Top Wins	Top ERA
February	11-3	2.09	2.8	6.1	9	5.5	Nurnberg (6)	Nurnberg (1.35)
March	6-13	4.74	5.5	8.8	21	5.0	Dunlap (4)	Dunlap (3.93)
April	7-10	4.11	4.9	7.7	17	4.6	Dunlap (6)	Dunlap (3.76)
May	4-2	3.41	3.4	7.6	3	4.4	Nurnberg & Dunlap (2)	Nurnberg (2.69)
<b>Totals</b>	<b>28-28</b>	<b>3.74</b>	<b>4.4</b>	<b>7.6</b>	<b>50</b>	<b>4.9</b>	<b>Dunlap (17)</b>	<b>Dunlap (3.41)</b>

## TEAM SUPERLATIVES

### BATTING

At-Bats .....39, vs La.-Monroe (February 8)  
Runs Scored.....14, at Hawaii (March 6)  
Hits.....20, vs La.-Monroe (February 8)  
RBI.....13, at Hawaii (March 6)  
Doubles.....6, vs La.-Monroe (February 8)  
Triples.....2, vs Rutgers (February 20)  
Home Runs.....3, at Miss. Valley St. (February 25)  
Total Bases.....29, vs La.-Monroe (February 8)  
Walks.....7, vs Iona (February 7)  
Strikeouts.....12, at Alabama (March 14)  
Sacrifice Hits.....3, 2x, last at Tennessee (March 28)  
Sacrifice Flies.....2, 3x, last at Georgia (April 15)  
Stolen Bases.....7, at Miss. Valley St. (February 25)  
Hit By Pitch.....3, at Hawaii (March 6)  
Caught Stealing.....2, 3x, last at UAB (March 24)  
Runners LOB.....10, 2x, last vs Miss. Valley St. (May 8)  
Hit into DP.....2, 2x, last at Tennessee (March 29)

### FIELDING

Putouts.....30, 2x, last vs Auburn (April 22)  
Assists.....13, at Georgia (April 15)  
Errors.....4, at Georgia (April 15)  
Passed Balls.....1, 3x, last at UAB (March 24)  
DPs Turned.....2, 3x, last vs Auburn (April 22)

### PITCHING

Innings Pitched.....10.0, 2x, last vs Auburn (April 22)  
Runs Allowed.....11, 2x, last at Florida (April 4)  
Earned Runs.....11, at Hawaii (March 6)  
Walks Allowed.....7, 2x, last at Tennessee (March 28)  
Strikeouts.....11, vs Jackson State (April 9)  
Hits Allowed.....14, 2x, last vs Auburn (April 22)  
Doubles Allowed.....5, vs Arkansas (March 17)  
Triples Allowed.....3, at Tennessee (March 29)  
Homers Allowed.....3, 5x, last vs California (May 15)  
Wild Pitches.....2, 3x, last at UAB (March 24)  
Hit Batters.....4, vs South Alabama (April 8)

## ATTENDANCE

Site	Dates	Total	Average
Home	20	5,760	303
Away	14	10,350	739
Neutral	10	3,513	351
<b>Total</b>	<b>44</b>	<b>19,623</b>	<b>456</b>

Top Home Crowd: 851, v. Ole Miss (5/2)  
Top Road Crowd: 2,062, at Alabama (3/14)  
Top Neutral Crowd: 1,137, v. Ole Miss [M&F Bank Fastpitch Classic] (4/1)

# 2009 SEC STATISTICS



## TEAM BATTING (OVERALL)

Team	G	AVG.	OB%	SLG%	AB	R	H	HR	RBI
Florida	68	.323	.423	.543	1702	431	550	86	395
Alabama	65	.319	.431	.501	1604	430	512	62	374
Georgia	59	.319	.410	.574	1451	373	463	85	342
Tennessee	59	.304	.380	.455	1578	311	479	44	280
LSU	53	.281	.372	.391	1397	249	392	31	214
Mississippi State	56	.279	.346	.371	1449	236	404	18	200
Kentucky	57	.264	.350	.412	1465	255	387	39	217
Arkansas	56	.249	.330	.415	1399	229	349	48	214
Ole Miss	52	.245	.329	.343	1359	182	333	25	160
Auburn	59	.235	.322	.341	1534	193	361	31	169
South Carolina	45	.219	.293	.300	1166	122	255	13	110
<b>Totals</b>	<b>629</b>	<b>.279</b>	<b>.367</b>	<b>.428</b>	<b>16104</b>	<b>3011</b>	<b>4485</b>	<b>482</b>	<b>2675</b>

## TEAM PITCHING (OVERALL)

Team	G	ERA	BAvg.	W	L	IP	H	R	ER	BB	SO
Florida	68	0.69	.161	63	4	444.0	250	67	44	81	547
Alabama	65	1.68	.201	54	11	408.2	297	121	98	139	424
Georgia	59	2.44	.209	47	12	375.1	283	141	131	168	248
LSU	53	2.48	.225	34	18	356.1	299	169	126	178	327
Auburn	59	2.60	.215	30	29	418.0	337	201	155	148	456
Tennessee	59	2.73	.230	40	18	390.0	338	181	152	148	308
Kentucky	57	2.91	.245	34	23	384.1	364	216	160	154	315
Ole Miss	52	3.25	.251	23	29	358.0	353	233	166	168	217
South Carolina	45	3.32	.280	21	24	312.0	343	181	148	112	222
Mississippi State	56	3.76	.278	28	28	368.2	402	232	198	126	260
Arkansas	56	4.75	.302	27	29	357.0	435	290	242	198	247
<b>Totals</b>	<b>629</b>	<b>2.72</b>	<b>.235</b>	<b>401</b>	<b>225</b>	<b>4172.1</b>	<b>3701</b>	<b>2032</b>	<b>1620</b>	<b>1620</b>	<b>3571</b>

## TEAM BATTING (SEC GAMES ONLY)

Team	G	AVG.	OB%	SLG%	AB	R	H	HR	RBI
Florida	27	.318	.423	.544	691	172	220	37	161
Alabama	27	.287	.412	.450	662	155	190	23	140
Georgia	25	.283	.365	.511	612	131	173	35	121
LSU	26	.277	.370	.389	710	115	197	18	107
Tennessee	25	.271	.360	.418	661	108	179	17	98
Kentucky	27	.266	.350	.425	669	111	178	21	93
Mississippi State	27	.250	.321	.304	695	85	174	5	69
Arkansas	26	.237	.318	.392	638	86	151	21	81
Auburn	28	.233	.310	.342	737	84	172	17	80
Ole Miss	27	.219	.310	.303	713	77	156	12	66
South Carolina	27	.198	.278	.261	687	56	136	5	50
<b>Totals</b>	<b>292</b>	<b>.258</b>	<b>.348</b>	<b>.392</b>	<b>7475</b>	<b>1180</b>	<b>1926</b>	<b>211</b>	<b>1066</b>

## TEAM PITCHING (SEC GAMES ONLY)

Team	G	ERA	BAvg.	W	L	IP	H	R	ER	BB	SO
Florida	27	0.51	.148	26	1	179.0	91	17	13	35	218
Alabama	27	1.94	.207	21	6	173.0	130	61	48	68	189
Georgia	25	2.52	.213	18	7	161.1	125	65	58	74	90
LSU	26	2.60	.220	15	10	175.0	143	91	65	92	146
Tennessee	25	3.59	.267	12	12	163.2	170	97	84	70	123
Auburn	28	3.66	.254	9	19	197.0	198	138	103	81	162
Kentucky	27	3.77	.272	13	14	176.1	191	126	95	93	140
Ole Miss	27	4.37	.284	7	20	187.1	217	157	117	90	102
Mississippi State	27	4.52	.301	8	19	176.2	215	134	114	68	99
South Carolina	27	4.73	.319	6	21	182.0	236	148	123	74	111
Arkansas	26	5.26	.318	10	16	162.1	210	146	122	90	107
<b>Totals</b>	<b>292</b>	<b>3.41</b>	<b>.258</b>	<b>145</b>	<b>145</b>	<b>1933.2</b>	<b>1926</b>	<b>1180</b>	<b>942</b>	<b>835</b>	<b>1487</b>

## INDIVIDUAL LEADERS (OVERALL)

### BATTING AVERAGE

1. Chelsea Bramlett, MSU	.486
2. Alisa Goler, UG	.455
3. Molly Johnson, UK	.433
4. Kirsten Shortridge, LSU	.426
5. Taylor Schlopy, UG	.406

### RUNS SCORED

1. Taylor Schlopy, UG	71
2. Aja Paculba, UF	69
3. Kelley Montalvo, UA	59
4. Chelsea Bramlett, MSU	55
5. Kelsey Bruder, UF	54

### RUNS BATTED IN

1. Alisa Goler, UG	83
2. Francesca Enea, UF	70
3. Kelsey Bruder, UF	68
4. Tiffany Huff, UT	67
5. Charlotte Morgan, UA	59

### HITS

1. Chelsea Bramlett, MSU	88
2. Molly Johnson, UK	81
3. Kirsten Shortridge, LSU	80
4. Kelly Grieve, UT	79
5. Aja Paculba, UF	75
Alisa Goler, UG	

### DOUBLES

1. Brianna Hesson, UG	17
Kelsey Bruder, UF	
Alisa Goler, UG	
4. Reilly-Boocia, UA	16
5. Kelley Montalvo, UA	15

### TRIPLES

1. Megan Yocke, UK	5
Aja Paculba, UF	
Errin Webb, UT	
4. Kelly Grieve, UT	4
Taylor Schlopy, UG	
Ka'ili Smith, MSU	

### HOME RUNS

1. Alisa Goler, UG	24
2. Francesca Enea, UF	18
3. Megan Bush, UF	16
Kelsey Bruder, UF	
5. Taylor Schlopy, UG	15

### STOLEN BASES

1. Chelsea Bramlett, MSU	54
2. Brittany Rogers, UA	52
3. Kelly Grieve, UT	39
4. Jennifer Fenton, UA	30
5. Lillian Hammond, UT	27
Aja Paculba, UF	27

### EARNED RUN AVERAGE

1. Stacey Nelson, UF	0.75
2. Charlotte Morgan, UA	1.27
3. Stephanie Brombacher, UF	1.40
4. Kelsi Dunne, UA	1.44
5. Brittany Day, AU	1.85
Chrissy Owens, UA	1.85

### VICTORIES

1. Stacey Nelson, UF	41
2. Kelsi Dunne, UA	28
Cat Hosfield, UT	28
4. Christie Hamilton, UG	26
5. Stephanie Brombacher, UF	22

### INNINGS PITCHED

1. Stacey Nelson, UF	285.1
2. Cat Hosfield, UT	257.1
3. Becky Nye, UM	230.0
4. Lindsey Dunlap, MSU	217.2
5. Kelsi Dunne, UA	215.1

### GAMES STARTED

1. Cat Hosfield, UT	43
2. Stacey Nelson, UF	41
3. Kelsi Dunne, UA	36
4. Miranda Dixon, AR	29
Christie Hamilton, UG	29

### APPEARANCES

1. Cat Hosfield, UT	54
2. Stacey Nelson, UF	50
3. Christie Hamilton, UG	44
4. Lindsey Dunlap, MSU	43
5. Becky Nye, UM	41
Kelsi Dunne, UA	41

### STRIKEOUTS

1. Stacey Nelson, UF	357
2. Anna Thompson, AU	269
3. Kelsi Dunne, UA	258
4. Cat Hosfield, UT	221
5. Chanda Bell, UK	216

### SAVES

1. Miranda Dixon, AR	4
Lindsey Dunlap, MSU	4
3. Audrey Broyles, SC	3
Stacey Nelson, UF	3
Kierstyn White, SC	3

## INDIVIDUAL LEADERS (SEC GAMES ONLY)

### BATTING AVERAGE

1. Charlotte Morgan, UA	.447
2. Chelsea Bramlett, MSU	.433
3. Molly Johnson, UK	.432
4. Kirsten Shortridge, LS	.430
5. Aja Paculba, UF	.425

### RUNS SCORED

1. Taylor Schlopy, UG	27
2. Kelsey Bruder, UF	26
Kelsey Bruder, UF	26
4. Molly Johnson, UK	25
5. Kelley Montalvo, UA	24

### RUNS BATTED IN

1. Charlotte Morgan, UA	34
2. Kelsey Bruder, UF	32
3. Alisa Goler, UG	29
4. Francesca Enea, UF	25
Ali Gardiner, UF	25

### HITS

1. Kirsten Shortridge, LS	40
2. Kelsey Bruder, UF	39
3. Molly Johnson, UK	38
4. Aja Paculba, UF	37
5. Charlotte Morgan, UA	34

### DOUBLES

1. Molly Johnson-UK	8
2. Kelley Montalvo-UA	7
Aja Paculba-UF	7
4. Seven Players Tied at	6

### TRIPLES

1. Aja Paculba-UF	3
Megan Yocke-UK	3
3. Seven Players Tied at	2

### HOME RUNS

1. Kelsey Bruder-UF	9
2. Francesca Enea-UF	8
Alisa Goler-UG	8
Taylor Schlopy-UG	8
5. Brittany Cervantes-UK	7
Megan Bush-UF	7

### STOLEN BASES

1. Brittany Rogers-UA	20
2. Chelsea Bramlett-MSU	16
3. Kelly Grieve-UT	11
Meagan Aull-UK	11
5. Aja Paculba-UF	10
Jennifer Fenton-UA	10
Kirsten Shortridge-LS	10

### EARNED RUN AVERAGE

1. Stacey Nelson-UF	0.41
2. Stephanie Brombacher-UF	0.71
3. Kelsi Dunne-UA	1.71
4. Danielle Pieroni-UT	1.75
5. Christie Hamilton-UG	1.99

### VICTORIES

1. Stacey Nelson-UF	19
2. Kelsi Dunne-UA	15
3. Christie Hamilton-UG	10
4. Cody Trahan-LS	8
Miranda Dixon-AR	8
Cat Hosfield-UT	8

### INNINGS PITCHED

1. Becky Nye-UM	124.0
2. Stacey Nelson-UF	120.0
3. Lindsey Dunlap-MSU	116.0
4. Kelsi Dunne-UA	106.1
5. Cody Trahan-LS	98.1

### GAMES STARTED

1. Kelsi Dunne-UA	19
2. Stacey Nelson-UF	18
3. Lindsey Dunlap-MSU	17
Cat Hosfield-UT	17
5. Miranda Dixon-AR	16

### APPEARANCES

1. Becky Nye-UM	23
2. Cat Hosfield-UT	22
3. Stacey Nelson-UF	21
Kelsi Dunne-UA	21
5. Audrey Broyles-SC	20
Lindsey Dunlap-MSU	20

### STRIKEOUTS

1. Stacey Nelson-UF	151
2. Kelsi Dunne-UA	124
3. Chanda Bell-UK	93
4. Anna Thompson-AU	89
5. Cody Trahan-LS	86

### SAVES

1. Audrey Broyles-SC	2
2. Jenae Loree-AU	1
Christie Hamilton-UG	1
Cat Hosfield-UT	1
Stacey Nelson-UF	1
Sarah McCloud-UG	1





# 2009 NCAA STATISTICS

## INDIVIDUAL LEADERS

### BATTING AVERAGE

	G	AB	H	BA
1. Re'Quincia Mack, Alabama A&M	36	116	58	.500
2. Amber Patton, DePaul	53	179	89	.497
3. Amberly Waits, Louisiana Tech	55	166	81	.488
4. <b>Chelsea Bramlett, Mississippi State</b>	<b>56</b>	<b>181</b>	<b>88</b>	<b>.486</b>
5. Brittany Lastrapes, Arizona	63	216	104	.481
6. Jenna Rhodes, Virginia Tech	56	192	91	.474
7. Leigh Godfrey, Radford	51	179	84	.469
8. Christa Fullwood, Gardner-Webb	46	139	64	.460
9. Lisa Kingsmore, Winthrop	47	153	70	.458
10. Alisa Goler, Georgia	59	165	75	.455

### HOME RUNS PER GAME

	G	HR	PG
1. Stacie Chambers, Arizona	63	31	0.49
2. Adrienne Monka, Northwestern	46	19	0.41
3. Alisa Goler, Georgia	59	24	0.41
4. Samantha Solato, Massachusetts	49	19	0.39
5. Jenae Leles, Arizona	63	23	0.37
6. Kara Foster, Utah	53	18	0.34
7. Sam Marder, Ohio State	57	19	0.33
Emily DeLong, Monmouth	45	15	0.33
9. Erin Dyer, Northwestern	46	15	0.33
Tammy Williams, Northwestern	46	15	0.33

### RUNS BATTED IN PER GAME

	G	RBI	PG
1. Stacie Chambers, Arizona	63	96	1.52
2. Jessica Purcell, BYU	57	82	1.44
3. Alisa Goler, Georgia	59	83	1.41
4. Adrienne Monka, Northwestern	46	53	1.15
5. Tiffany Huff, Tennessee	59	67	1.14
6. Tiare Jennings, New Mexico State	54	61	1.13
7. Ashley Garvey, Cornell	55	62	1.13
Amberly Waits, Louisiana Tech	55	63	1.13
9. Rachel Gerking, UNI	56	59	1.05
Kaila Shull, UCLA	56	59	1.05

### DOUBLES PER GAME

	G	2B	PG
1. Alissa Haber, Stanford	59	26	0.44
2. Ashley Hansen Stanford	59	24	0.41
3. Melissa Giordano, Marist	48	19	0.40
4. Izmena Cabrera, Sacramento State	49	19	0.39
5. Lauren Brummell, UMCB	53	20	0.38
6. Jennifer Stahlhut, Evansville	48	18	0.38
7. Samantha Hughes, New Mexico	47	17	0.36
8. T. Beebe, Mt. St. Mary's	39	14	0.36
9. Leigh Godfrey, Radford	51	18	0.35
10. Nikki Prier, Jacksonville State	57	20	0.35

### TRIPLES PER GAME

	G	3B	PG
1. Aud Phillips, Southern University	40	8	0.20
2. Emily DeLong, Monmouth	45	8	0.18
3. Re'Quincia Mack, Alabama A&M	36	6	0.17
4. Tiffany Lane, UCF	50	8	0.16
5. Megan Miller, Idaho State	41	6	0.15
6. Kym Silagyi, Nevada	55	8	0.15
7. Lisa Rozanski, Ball State	63	7	0.13
8. Casey Fee, Hofstra	46	6	0.13
9. Giannina Ciprolloni, Virginia	47	6	0.13
10. Sarah Taylor, San Jose State	56	7	0.13

### EARNED RUN AVERAGE

	App	IP	ER	ERA
1. Stacey Nelson, Florida	50	285.3	25	0.61
2. Sarah Hamilton, Florida State	42	201.7	24	0.83
3. Stephanie Brombacher, Florida	34	158.7	19	0.84
4. Tara Otman, Creighton	44	277.3	35	0.88
5. Brandice Balschmitter, Massachusetts	42	270.3	37	0.96
6. Danielle Lawrie, Washington	52	352.7	49	0.97
7. Donna Bourgeois, La.-Lafayette	41	235.3	36	1.07
8. Nikki Nemitz, Michigan	40	215.3	33	1.07
9. Brittany Weil, Iowa	49	249.0	39	1.10
10. Chandler Hall, Texas State	37	221.7	37	1.17

### STOLEN BASES PER GAME

	G	SB	SBA	PG
1. <b>Chelsea Bramlett, Mississippi State</b>	<b>56</b>	<b>54</b>	<b>60</b>	<b>0.96</b>
2. Jenna Rhodes, Virginia Tech	56	49	56	0.88
3. Brittany Rogers, Alabama	60	52	61	0.87
4. Jamia Reid, California	56	47	50	0.84
5. Liane Horuchi, Purdue	51	42	42	0.82
6. Lisa McLean, Akron	49	45	50	0.76
7. Napua Courveia, Alcorn State	43	32	35	0.74
8. Sarah Malene, Charlotte	49	36	41	0.73
9. Karen Korb, Valparaiso	49	35	39	0.71
10. Rhea Taylor, Missouri	52	36	40	0.69

### STRIKEOUTS PER SEVEN INNINGS

	IP	SO	K/7
1. Danielle Spaulding, North Carolina	165.3	338	14.3
2. Sarah Hamilton, Florida State	201.7	311	10.8
3. Leah McIntosh, Albany (NY)	161.7	246	10.6
4. Jordan Taylor, Michigan	190.3	285	10.5
5. Danielle Lawrie, Washington	352.7	521	10.3
6. Kylie Renolds, Kent State	236.0	345	10.2
7. Whitney Canion, Baylor	291.3	415	10.0
8. Nikki Nemitz, Michigan	215.3	306	9.9
9. Morgan Melloh, Fresno State	319.3	450	9.9
10. Rachel Brown, Harvard	150.3	211	9.8

### VICTORIES

	W	L	Pct
1. Danielle Lawrie, Washington	42	8	.840
2. Stacy Nelson, Florida	41	4	.911
3. Kristin Wadwell, Louisville	41	10	.804
4. Missy Penna, Stanford	35	8	.814
5. Brandice Balschmitter, Massachusetts	34	6	.850

### SAVES

	App	IP	SV
1. Katie Woodcock, Campbell	21	26.7	6
Samantha Beasley, San Diego State	41	188.8	6
3. Megan Hord, Villanova	27	65.3	5
Cari Woodbridge, Winthrop	27	117.7	5
Casey Jacobs, Stony Brook	30	107.0	5
Morgan Mikulin, Sam Houston St.	32	144.0	5
Jen Mineau, Fordham	40	181.3	5
Kelly Dyer, Oregon State	42	181.7	5
9. <b>Lindsey Dunlap, Mississippi State</b>	<b>43</b>	<b>217.7</b>	<b>4</b>

### SLUGGING PERCENTAGE

	G	AB	TB	Pct
1. Alisa Goler, Georgia	59	165	164	.994
2. Amberly Waits, Louisiana Tech	55	166	155	.934
3. Adrienne Monka, Northwestern	46	130	117	.900
4. Katie Boyd, Appalachian State	55	132	116	.879
5. Stacie Chambers, Arizona	63	187	164	.877
6. Emily DeLong, Monmouth	45	144	126	.875
7. Amber Flores, Oklahoma	57	149	130	.872
8. Melissa Roth, Louisville	59	169	147	.870
9. Kaitlin Cochran, Arizona State	55	156	135	.865
10. Tammy Williams, Northwestern	46	143	120	.839

### WALKS PER GAME

	App	BB	PG
1. Sam Marder, Ohio St.	57	67	1.18
2. Katie Boyd, Appalachian St.	55	64	1.16
3. Kaitlin Cochran, Arizona St.	66	64	0.97
4. Andrea Migliori, Stetson	54	50	0.93
5. Jennifer Griffin, Long Beach St.	56	50	0.89
6. Robyne Siliga, Ga. Southern	51	45	0.88
7. Amber Flores, Oklahoma	57	49	0.86
8. Melissa Verde, La.-Lafayette	58	49	0.84
9. Desiree Williams, Texas	60	49	0.82
10. Kelley Montalvo, Alabama	64	52	0.81

### RUNS PER GAME

	G	R	PG
1. Brittany Lastrapes, Arizona	63	79	1.25
2. Re'Quincia Mack, Alabama A&M	36	45	1.25
3. Taylor Schlopy, Georgia	57	71	1.25
4. Leigh Godfrey, Radford	51	58	1.14
5. Amber Flores, Oklahoma	57	64	1.12
6. Emily DeLong, Monmouth	45	50	1.11
7. Melissa Roth, Louisville	59	64	1.08
8. Jenae Leles, Arizona	63	67	1.06
9. null Watts, Syracuse	61	54	1.06
10. Jen Yee, Georgia Tech	61	64	1.05
20. <b>Chelsea Bramlett, Mississippi State</b>	<b>56</b>	<b>55</b>	<b>0.98</b>

### SACRIFICE HITS PER GAME

	G	SH	PG
1. Holly Willis, Georgia St.	48	26	0.54
2. Abby Robertson, Furman	51	25	0.49
3. Lauren Nisivoccia, Robert Morris	46	22	0.48
4. Ashley Weber, Long Beach St.	55	26	0.47
5. Lynsey Ciezki, DePaul	51	24	0.47
6. Katie Bush, Houston	49	20	0.41
7. Ashley Griffith, Penn St.	46	18	0.39
Karen Tulig, Columbia	46	18	0.39
9. Charina Summer, East Carolina	55	20	0.36
10. Shonda Garringer, Indiana St.	47	17	0.36

## TEAM LEADERS

### BATTING AVERAGE

	G	W-L	AB	H	BA
1. New Mexico St.	54	33-21	1465	499	.341
2. Arizona	63	46-17	1720	283	.339
3. Florida	68	63-5	1702	550	.323
4. Mississippi Val.	54	38-16	1409	454	.322
5. Arizona St.	66	47-19	1709	550	.322

### EARNED RUN AVERAGE

	G	W-L	IP	ER	ERA
1. Florida	68	63-5	444.0	44	0.69
2. La.-Lafayette	58	45-13	385.7	56	1.02
3. Florida St.	60	44-16	421.3	70	1.16
4. Michigan	59	47-12	406.7	71	1.22
5. Massachusetts	51	41-10	345.0	64	1.30

### FIELDING PERCENTAGE

	G	W-L	PO	E	PCT
1. Georgia	59	47-12	1126	29	.981
2. Tennessee	59	40-18-1	1170	38	.978
3. East Carolina	55	40-15	1153	35	.978
4. UCLA	56	45-11	1116	34	.977
5. <b>Mississippi State</b>	<b>56</b>	<b>28-28</b>	<b>1106</b>	<b>34</b>	<b>.977</b>

### SCORING

	G	W-L	R	PG
1. Arizona	62	46-17	499	7.92
2. Arizona State	66	47-19	440	6.67
Mississippi Val.	54	38-16	360	6.67
4. Alabama	65	54-11	430	6.62
5. Florida	68	63-5	431	6.34

### WINNING PERCENTAGE

	W	L	T	PCT
1. Florida	63	5	0	.926
2. Alabama	54	11	0	.831
3. Louisville	48	11	0	.814
Stanford	48	11	0	.814
5. Ohio State	47	11	0	.810

### HOME RUNS PER GAME

	G	W-L	HR	PG
1. Arizona	63	46-17	134	2.13
2. Northwestern	46	47-12	79	1.72
3. Campbell	54	38-16	81	1.50
4. Georgia	59	47-12	85	1.44
5. UCLA	56	45-11	80	1.43

### DOUBLES PER GAME

	G	W-L	2B	PG
1. Jacksonville St.	59	43-16	108	1.83
2. Stanford	59	48-11	101	1.71
3. Sam Houston St.	54	28-26	92	1.70
4. Cornell	55	42-13	92	1.67
5. New Mexico	48	13-35	79	1.65

### TRIPLES PER GAME

	G	W-L	3B	PG
1. Morgan St.	28	15-13	15	0.54
2. Southern University	42	21-12	19	0.45
3. Maryland - East Shore	38	20-18	17	0.45
4. Mississippi Valley State	54	38-16	22	0.41
5. Monmouth	45	26-18-1	17	0.38

### STOLEN BASES PER GAME

	G	W-L	SB	PG
1. Alabma	65	54-11	181	2.78
2. Alabama A&M	36	12-23-1	99	2.75
3. Valparaiso	49	25-24	131	2.67
4. California	58	38-20	145	2.252
5. Marshall	51	31-20	125	2.45
20. <b>Mississippi State</b>	<b>56</b>	<b>28-28</b>	<b>101</b>	<b>1.80</b>

### SLUGGING PERCENTAGE

	G	W-L	AB	TB	PCT
1. Arizona	63	46-17	1720	1083	.630
2. Georgia	59	47-12	1451	833	.574
3. UCLA	56	45-11	1475	802	.544
4. Florida	68	63-5	1702	925	.543
5. Northwestern	46	47-12	1193	647	.542

### DOUBLE PLAYS PER GAME

	G	DP	PG
1. UCF	54	32	0.59
2. Oregon State	55	32	0.58
3. New Mexico	48	27	0.56
4. Boston Univeristy	61	33	0.54
5. Tennessee - Martin	61	31	0.51



**RECORDS**

**&**

**HISTORY**





# INDIVIDUAL RECORDS

## SINGLE GAME RECORDS

### PITCHING

#### INNINGS PITCHED

10.0 - 7x, last: Lindsey Dunlap vs. Auburn, April 22, 2009

#### STRIKEOUTS

14 - 2x, last: Autumn Anderson vs. Siena, March 14, 1998

### BATTING

#### AT-BATS

6 - 13x, last: Jennifer Nelson at LSU, March 19, 2002

#### RUNS

5 - Michelle Gates vs. Alabama State, March 1, 1997

#### HITS

5 - Shawna Feldt at Georgia, March 22, 1998

#### DOUBLES

3 - Jenny Hehnke vs. Tulsa, February 23, 1997

#### TRIPLES

3 - Hayle Guess v. Ole Miss, April 7, 2007

#### HOME RUNS

2 - 13x, last: Katie Cooley v. Southern Miss, April 24, 2007

#### TOTAL BASES

10 - Iyhia McMichael vs. Samford, February 16, 2003

#### RUNS BATTED IN

7 - 2x, last: Hayle Guess v. Pacific, May 18, 2007

#### BASE ON BALLS

3 - 29x, last: Courtney Bures v. Florida, April 5, 2008

#### STOLEN BASES

5 - Chelsea Bramlett v. La.-Monroe, February 8, 2009

#### HIT BY PITCH

2 - 9x, last: Brittany Bell v. Auburn, April 22, 2009

### FIELDING

#### PUTOUTS

18 - Kate Jaspers v. Georgia Tech, May 8, 2004

#### ASSISTS

9 - Karrie Rider at Alabama, April 24, 1999

#### ERRORS

4 - Jenny Hehnke vs. Arkansas, March 29, 1997

## SINGLE SEASON RECORDS

### APPEARANCES

53 - Kasey Whitehead, 2002

### GAMES STARTED

38 - Autumn Anderson, 1999

### COMPLETE GAMES

25 - Autumn Anderson, 1998 (38 games started)

25 - Jennifer Pursell, 2000 (35 games started)

### INNINGS PITCHED

275.2 - Autumn Anderson, 1998 (50 appearances)

### VICTORIES

26 - Autumn Anderson, 1998 (13 losses)

26 - Jennifer Pursell, 2000 (16 losses)

### WINNING PERCENTAGE

.900 - Kellie Wilkerson, 2001 (9-1)

### SAVES

14 - Kellie Wilkerson, 2002 (41 appearances)

### EARNED RUN AVERAGE

1.01 - Kim Davis, 1986 (11 ER in 97.2 IP)

### SHUTOUTS

8 - Autumn Anderson, 1998 (26 victories)

### STRIKEOUTS

246 - Autumn Anderson, 1998 (275.2 innings pitched)

### STRIKEOUT RATIO (SO PER 7 INN)

7.26 - Kellie Wilkerson, 2002 (77 in 74.2 innings pitched)

### BATTING

#### BATTING AVERAGE

.486 - Chelsea Bramlett, 2009 (56 games)

#### AT-BATS

243 - Keri McCallum, 2000 (71 games)

#### RUNS

83 - Iyhia McMichael, 2004 (65 games)

#### RUNS PER GAME

1.28 - Iyhia McMichael, 2004 (83 in 65 games)

#### HITS

100 - Keri McCallum, 2000 (71 games)

#### DOUBLES

22 - Keri McCallum, 1999 (67 games)

#### DOUBLES PER GAME

0.33 - Keri McCallum, 1999 (22 in 67 games)

#### TRIPLES

11 - Keri McCallum, 1997 (54 games)

11 - Keri McCallum, 2000 (71 games)

### HOME RUNS

18 - Iyhia McMichael, 2003 (64 games)

### HOME RUNS PER GAME

0.28 - Iyhia McMichael, 2003 (18 in 64 games)

### TOTAL BASES

152 - Iyhia McMichael, 2004 (65 games)

### SLUGGING PERCENTAGE (MIN. 70 AB)

.836 - Iyhia McMichael, 2004 (153 TB in 183 AB)

### RUNS BATTED IN

65 - Kellie Wilkerson, 1999 (67 games)

### RUNS BATTED IN PER GAME

0.98 - Iyhia McMichael, 2003 (63 in 64 games)

### BASE ON BALLS

51 - Iyhia McMichael, 2004 (65 games)

### INTENTIONAL BASE ON BALLS

13 - Kellie Wilkerson, 2001 (61 games)

### BASE ON BALLS PER GAME

0.79 - Kellie Wilkerson, 2001 (48 in 61 games)

### STOLEN BASES

54 - Chelsea Bramlett, 2009 (56 games)

### STOLEN BASES PER GAME

0.96 - Chelsea Bramlett, 2009 (54 in 56 games)

### STOLEN BASE PERCENTAGE (MIN. 20 ATT)

0.97 - Iyhia McMichael, 2003 (36 of 37 in 64 games)

### HIT BY PITCH

13 - Courtney Bures, 2007 (61 games)

13 - Brittany Bell, 2009 (56 games)

### FIELDING

#### TOTAL CHANCES

511 - Kellie Wilkerson, 2002 (66 games)

#### PUTOUTS

477 - Sammie Jo Bailey, 2007 (62 games)

#### ASSISTS

193 - Courtney Bures, 2007 (62 games)

#### ERRORS

24 - Courtney Bures, 2007 (62 games)

#### FIELDING DOUBLE PLAYS

21 - Cheri Smith, 2000 (56 games)

21 - Sammie Jo Bailey, 2007 (62 games)

### MISCELLANEOUS

#### CONSECUTIVE GAMES HITTING STREAK

25 - Iyhia McMichael, March 8 - April 9, 2003

#### CONSECUTIVE VICTORIES

10 - Michelle Gates, February 26 - March 28, 1997

# INDIVIDUAL RECORDS



## GAME-WINNING RUNS BATTED IN

12 - Kellie Wilkerson, 1999 (67 games)  
12 - Jennifer Waterman, 2004 (65 games)

## GAME-WINNING RUNS SCORED

22 - Keri McCallum, 2000 (71 games)

## CAREER RECORDS

### PITCHING

#### APPEARANCES

131 - Melissa Massey, 2002-04

#### GAMES STARTED

103 - Melissa Massey, 2002-04

#### COMPLETE GAMES

45 - Melissa Massey, 2002-04 (103 games started)

#### INNINGS PITCHED

580.2 - Melissa Massey, 2002-04 (131 appearances)

#### VICTORIES

55 - Melissa Massey, 2002-04 (41 losses)

#### WINNING PERCENTAGE

.757 - Kim Davis, 1985-86 (28-9)

#### SAVES

32 - Kellie Wilkerson, 1999, 2001-02 (105 appearances)

#### EARNED RUN AVERAGE

1.26 - Kim Davis, 1985-86 (43 ER in 239.0 IP)

#### SHUTOUTS

13 - Autumn Anderson, 1998-99 (49 victories)

#### CONSECUTIVE SHUTOUTS

3 - Autumn Anderson, 5/9 - 5/10/98

#### STRIKEOUTS

406 - Autumn Anderson, 1998-99 (529.2 innings pitched)

#### STRIKEOUT RATIO (SO PER 7 INN)

5.89 - Kellie Wilkerson, 1999, 2001-02 (175 in 208.0 IP)

### BATTING

#### AT-BATS

818 - Keri McCallum, 1997-2000 (247 games)

#### RUNS

218 - Iyhia McMichael, 2001-04 (258 games)

#### RUNS PER GAME

0.84 - Iyhia McMichael, 2001-04 (218 in 258 games)

#### HITS

319 - Keri McCallum, 1997-2000 (247 games)

#### DOUBLES

61 - Kellie Wilkerson, 1999-2002 (262 games)

## DOUBLES PER GAME

0.23 - Kellie Wilkerson, 1999-2002 (61 in 262 games)

## TRIPLES

38 - Keri McCallum, 1997-2000 (247 games)

## TRIPLES PER GAME

0.15 - Keri McCallum, 1997-2000 (38 in 247 games)

## HOME RUNS

44 - Kellie Wilkerson, 1999-2002 (262 games)

## HOME RUNS PER GAME

0.14 - Iyhia McMichael, 2001-04 (37 in 258 games)

## GRAND SLAMS

2 - Kasey Whitehead, 2000-02

2 - Iyhia McMichael, 2001-04

## TOTAL BASES

529 - Kellie Wilkerson, 1999-02 (262 games)

## SLUGGING PERCENTAGE

.713 - Kellie Wilkerson, 1999-02 (529 TB in 742 AB)

## RUNS BATTED IN

193 - Courtney Bures, 2005-08 (251 games)

## RUNS BATTED IN PER GAME

0.77 - Courtney Bures, 2005-2008 (193 in 251 games)

## BASES ON BALLS

177 - Kellie Wilkerson, 1999-02 (262 games)



AUTUMN ANDERSON

## INTENTIONAL BASES ON BALLS

34 - Kellie Wilkerson, 1999-02 (262 games)

## BASES ON BALLS PER GAME

0.68 - Kellie Wilkerson, 1999-02 (177 in 262 games)

## STOLEN BASES

146 - Chelsea Bramlett, 2007-present (178 games)

## STOLEN BASES PER GAME

0.55 - Iyhia McMichael, 2001-04 (141 in 258 games)

## STOLEN BASE PERCENTAGE (MIN. 30 ATT)

0.91 - Chelsea Bramlett, 2007-present (146 of 160 in 178 games)

## HIT BY PITCH

33 - Keri McCallum, 1997-00 (247 games)

### FIELDING

#### TOTAL CHANCES

1,687 - Cheri Smith, 1998-2001 (239 games)

#### PUTOUTS

1,430 - Cheri Smith, 1998-2001 (239 games)

#### ASSISTS

617 - Courtney Bures, 2005-2008 (251 games)

#### ERRORS

66 - Karrie Rider, 1997-2000 (248 games)

#### FIELDING DOUBLE PLAYS

51 - Cheri Smith, 1998-01 (239 games)

### MISCELLANEOUS

#### GAMES PLAYED

262 - Kellie Wilkerson, 1999-2002

#### CONSECUTIVE SUCCESSFUL STOLEN BASES

40 - Iyhia McMichael, Apr. 13, 2002 - Apr. 26, 2003

#### CONSECUTIVE SCORELESS INNINGS

29.0 - Autumn Anderson, May 8 - May 10, 1998

#### GAME-WINNING RUNS BATTED IN

28 - Kellie Wilkerson, 1999-02 (262 games)

28 - Iyhia McMichael, 2001-04 (258 games)

#### GAME-WINNING RUNS SCORED

50 - Keri McCallum, 1997-00 (247 games)



2010 BULLDOG SOFTBALL





# SINGLE-GAME RECORDS

## BATTING

### AT-BATS

No.	Player vs. Opponent.....	Date
1.	6 Ariana Benardo vs. Alabama State.....	March 1, 1997
6	Jenny Hehnke vs. Alabama State.....	March 1, 1997
6	Nichole Henry vs. Alabama State.....	March 1, 1997
6	Nichole Henry at Kentucky.....	April 11, 1997
6	Karrie Rider at Kentucky.....	April 11, 1997
6	Michelle Gates at Kentucky.....	April 11, 1997
6	Kellie Wilkerson vs. Texas.....	March 1, 2002
6	Kate Jaspers vs. Texas.....	March 1, 2002
6	Blair Brown vs. Texas.....	March 1, 2002
6	Kasey Whitehead vs. Texas.....	March 1, 2002
6	Krystal Tillman vs. Texas.....	March 1, 2002
6	Jennifer Nelson at LSU.....	March 19, 2002
6	Ilyhia McMichael at LSU.....	March 19, 2002

### RUNS

No.	Player vs. Opponent.....	Date
1.	5 Michelle Gates vs. Alabama State.....	March 1, 1997
2.	4 Jenny Hehnke vs. Tulsa.....	February 23, 1997
4	Nichole Henry vs. Alabama State.....	March 1, 1997
4	Kendell Kimbrough vs. Alabama State.....	March 1, 1997
4	Keri McCallum vs. Tennessee.....	April 14, 2000
4	Ilyhia McMichael vs. Samford.....	February 16, 2003
4	Ilyhia McMichael vs. Bradley.....	February 6, 2004
4	Courtney Bures v. Seton Hall.....	February 23, 2007
4	Hayle Guess v. Charleston Southern.....	March 7, 2008
10.	3 88 Times	

### HITS

No.	Player vs. Opponent.....	Date
1.	5 Shawna Feldt at Georgia.....	March 22, 1998
2.	4 21 Times	

### DOUBLES

No.	Player vs. Opponent.....	Date
1.	3 Jenny Hehnke vs. Tulsa.....	February 23, 1997
2.	5 55 Times	

### TRIPLES

No.	Player vs. Opponent.....	Date
1.	3 Hayle Guess v. Ole Miss.....	April 7, 2007
2.	Keri McCallum vs. South Carolina.....	March 22, 1997
2	Keri McCallum vs. Belmont.....	February 19, 2000
2	Ilyhia McMichael vs. Samford.....	February 16, 2003
2	Brandi Watkins vs. Alabama A&M.....	February 20, 2004
2	Blair Brown vs. Alabama A&M.....	February 20, 2004
2	Ilyhia McMichael vs. Mississippi Valley St.....	February 21, 2004
2	Courtney Bures vs. Long Beach State.....	March 11, 2006
8.	1 195 Times	

### HOME RUNS

No.	Player vs. Opponent.....	Date
1.	2 Michelle Gates at Alabama State.....	March 1, 1997
2	Michelle Gates vs. Evansville.....	February 28, 1998
2	Kellie Wilkerson vs. Jacksonville State.....	March 12, 1999
2	Kellie Wilkerson at Alabama.....	April 23, 1999
2	Kellie Wilkerson vs. Northwestern St.....	February 18, 2000
2	Kellie Wilkerson at Mississippi.....	March 27, 2001
2	Kellie Wilkerson vs. North Carolina.....	March 8, 2002
2	Ilyhia McMichael at Mississippi.....	April 10, 2003
2	Jennifer Waterman vs. Villanova.....	February 28, 2004
2	Jennifer Waterman at Kentucky.....	March 27, 2004
2	Courtney Bures vs. Mississippi Valley St.....	February 6, 2005
2	Hayle Guess vs. Jacksonville.....	February 10, 2006
2	Katie Cooley at Southern Miss.....	April 24, 2007

### RUNS BATTED IN

No.	Player vs. Opponent.....	Date
1.	7 Ilyhia McMichael vs. Samford.....	February 16, 2003
7	Hayle Guess v. Pacific.....	May 18, 2007
3.	6 Michelle Gates vs. Alabama State.....	March 1, 1997
6	Kate Jaspers vs. Bradley.....	February 6, 2004
5.	Kendell Kimbrough vs. Alabama State.....	March 1, 1997
5	Keri McCallum vs. Tennessee State.....	March 1, 1997
5	Kellie Wilkerson vs. Auburn.....	May 8, 1999
5	Krystal Tillman at Tennessee.....	March 31, 2001
5	Tanelda McDonald vs. Jackson State.....	February 8, 2004
5	Jennifer Waterman at Kentucky.....	March 27, 2004
5	Courtney Bures v. Purdue.....	February 11, 2007
5	Katie Cooley at Southern Miss.....	April 24, 2007
5	Jessie Spain vs. La.-Monroe.....	February 8, 2009

### TOTAL BASES

No.	Player vs. Opponent.....	Date
1.	10 Ilyhia McMichael vs. Samford.....	February 16, 2003
2.	9 Michelle Gates vs. Alabama State.....	March 1, 1997
9	Michelle Gates vs. Evansville.....	February 28, 1998
9	Kellie Wilkerson vs. Northwestern St.....	February 18, 2000
9	Hayle Guess vs. Jacksonville.....	February 10, 2006
9	Hayle Guess v. Ole Miss.....	April 7, 2007
9	Katie Cooley at Southern Miss.....	April 24, 2007
8.	8 10 Times	

### BASES ON BALLS

No.	Player vs. Opponent.....	Date
1.	4 Katie Cooley vs. LSU.....	March 30, 2005
2.	3 29 Times	

### STOLEN BASES

No.	Player vs. Opponent.....	Date
1.	5 Chelsea Bramlett vs. La.-Monroe.....	February 8, 2009
2.	4 Chelsea Bramlett v. South Carolina.....	April 1, 2007
3.	3 Michelle Gates at Arkansas.....	March 27, 1998

3	Kellie Wilkerson vs. Utah State.....	February 13, 1999
3	Kellie Wilkerson vs. Georgia Southern.....	March 8, 2001
3	Ilyhia McMichael vs. Auburn.....	April 14, 2001
3	Jennifer Nelson vs. Belmont.....	February 13, 2002
3	Ilyhia McMichael vs. Texas.....	March 1, 2002
3	Ilyhia McMichael vs. Temple.....	March 9, 2002
3	Hayle Guess vs. Samford.....	March 1, 2006
3	Chelsea Bramlett v. Tennessee Tech.....	February 24, 2007
3	Chelsea Bramlett v. Wright State.....	February 15, 2008
3	Chelsea Bramlett v. UAB.....	March 4, 2008

## PITCHING

### INNINGS

No.	Player vs. Opponent.....	Date
1.	10.0 Michelle Gates vs. Georgia.....	March 26, 1997
10.0	Alicia Judd vs. Louisiana Tech.....	April 25, 1997
10.0	Autumn Anderson vs. Missouri.....	February 21, 1998
10.0	Autumn Anderson vs. Samford.....	April 21, 1998
10.0	Jennifer Pursell vs. LSU.....	April 7, 2000
10.0	Lindsey Dunlap at Georgia.....	April 15, 2009
10.0	Lindsey Dunlap vs. Auburn.....	April 22, 2009
8.	9.0 Autumn Anderson at Arkansas.....	March 28, 1998
9.0	Autumn Anderson vs. Florida.....	April 30, 1999
9.0	Autumn Anderson vs. LSU.....	May 15, 1999
9.0	Jennifer Pursell vs. Stanford.....	March 5, 2000

### STRIKEOUTS

No.	Player vs. Opponent.....	Date
1.	14 Autumn Anderson vs. Jacksonville St.....	February 20, 1998
14	Autumn Anderson vs. Siena.....	March 14, 1998
3.	13 Autumn Anderson vs. Samford.....	April 21, 1998
4.	12 Stephanie Comeaux at UAB.....	March 8, 2005
12	Ragan Blake vs. East Tennessee State.....	February 19, 2006
12	Ragan Blake vs. Samford.....	March 1, 2006
12	Ragan Blake vs. Mercer.....	March 11, 2006
12	Ragan Blake vs. Mississippi Valley State.....	March 21, 2006
9.	11 5 Times	

## FIELDING

### PUTOUTS

No.	Player vs. Opponent.....	Date
1.	18 Kate Jaspers vs. Georgia Tech.....	May 8, 2004
2.	17 Sammie Jo Bailey v. Nebraska.....	February 24, 2007
3.	16 Cheri Smith vs. Missouri.....	February 21, 1998
16	Katie Johnson vs. North Carolina State.....	February 5, 2005
5.	15 Nichole Henry vs. Louisiana-Monroe.....	April 23, 1997
15	Nichole Henry at Mississippi.....	April 30, 1997
15	Cheri Smith vs. Siena.....	March 14, 1998
15	Nichole Henry vs. Siena.....	March 14, 1998
15	Cheri Smith vs. Boston University.....	March 11, 2000
15	Cheri Smith vs. Tennessee.....	April 14, 2000
15	Kate Jaspers vs. Mercer.....	March 10, 2001
15	Kate Jaspers vs. Mississippi.....	April 20, 2004
15	Kate Jaspers vs. Cal-Berkeley.....	May 21, 2004

### ASSISTS

No.	Player vs. Opponent.....	Date
1.	9 Karrie Rider at Alabama.....	April 24, 1999
2.	8 Karrie Rider at Auburn.....	April 30, 2000
8	Karrie Rider at Mississippi.....	April 30, 1997
8	Michelle Gates vs. Utah.....	February 12, 2000
8	Jennifer Jessup vs. Tennessee Tech.....	February 18, 2001
8	Ilyhia McMichael vs. Michigan State.....	March 9, 2001
8	Kasey Whitehead vs. Georgia Tech.....	April 19, 2001
8	Callye Williams vs. Auburn.....	April 3, 2004
8	Courtney Bures v. Auburn.....	March 24, 2007
10.	7 12 Times	

## ERRORS

No.	Player vs. Opponent.....	Date
1.	4 Jenny Hehnke vs. Arkansas.....	March 29, 1997
2.	3 Michelle Gates vs. Utah State.....	February 13, 2000
3	Faith Robinson at Arkansas.....	April 28, 2002
3	Callye Williams at South Carolina.....	March 8, 2003
3	Callye Williams at Mississippi.....	April 10, 2003
3	Hayle Guess vs. UC-Santa Barbara.....	February 14, 2004
3	Tanelda McDonald vs. Cal-Berkeley.....	February 25, 2005
3	Courtney Bures v. Utah State.....	February 17, 2007
9.	2 67 Times	

## MISCELLANEOUS

### CONSECUTIVE GAMES HITTING STREAK

No.	Player.....	Dates
1.	25 Ilyhia McMichael.....	March 8 - April 9, 2003
2.	24 Kellie Wilkerson.....	February 6 - March 12, 1999
3.	20 Keri McCallum.....	April 17 - May 8, 1999
20	Jennifer Nelson.....	March 22 - April 18, 2003
5.	19 Keri McCallum.....	May 3, 1997 - March 11, 1998
19	Keri McCallum.....	March 11 - April 1, 2000
7.	18 Kellie Wilkerson.....	April 17 - May 8, 1999
8.	17 Ilyhia McMichael.....	April 3, 2004 - May 8, 2004
9.	16 Jenny Hehnke.....	March 28 - April 11, 1997
16	Keri McCallum.....	March 14 - April 8, 1998
16	Nakita Boyce.....	February 24 - March 17, 2007
16	Chelsea Bramlett.....	February 15-March 15, 2009

### CONSECUTIVE SUCCESSFUL STOLEN BASES

No.	Player.....	Dates
1.	40 Ilyhia McMichael.....	April 13, 2002 - April 26, 2003
2.	38 Chelsea Bramlett.....	February 16, 2007 - April 24, 2004
3.	29 Hayle Guess.....	February 6, 2004 - March 1, 2006
4.	26 Chelsea Bramlett.....	February 8-March 21, 2008
5.	22 Ilyhia McMichael.....	April 12, 2001 - March 8, 2002
6.	21 Courtney Bures.....	March 21, 2006 - April 28, 2007
7.	19 Michelle Gates.....	February 15 - March 27, 1998
8.	17 Keri McCallum.....	February 11 - March 31, 2000
17	Chelsea Bramlett.....	March 21-April 22, 2009
10.	16 Ilyhia McMichael.....	May 16, 2003 - February 27, 2004

### CONSECUTIVE VICTORIES

No.	Player.....	Dates
1.	10 Michelle Gates.....	February 26 - March 28, 1997
10	Stephanie Comeaux.....	February 10 - March 5, 2006
3.	9 Melissa Massey.....	February 9 - March 8, 2003
4.	8 Autumn Anderson.....	February 12 - March 6, 1999
8	Kellie Wilkerson.....	February 18 - April 19, 2001
8	Melissa Massey.....	April 3 - May 8, 2004
8	Ragan Blake.....	February 10 - March 1, 2006
8.	7 Jennifer Pursell.....	February 13 - March 4, 2000
7	Kasey Whitehead.....	March 24 - April 11, 2002
7	Kelsey Numburg.....	February 8-February 23, 2008

### CONSECUTIVE SCORELESS INNINGS PITCHED

No.	Player.....	Dates
1.	29.0 Autumn Anderson.....	May 8 - May 10, 1998
2.	26.1 Kellie Wilkerson.....	February 6 - March 27, 2001
3.	25.0 Jennifer Pursell.....	April 22 - May 11, 2001
4.	24.1 Kelli Miller.....	February 9 - February 16, 2007
5.	21.2 Kelsey Numburg.....	February 8 - February 10, 2008
6.	21.1 Autumn Anderson.....	February 21 - February 28, 1998
21.1	Autumn Anderson.....	March 24 - March 27, 1998
8.	21.0 Autumn Anderson.....	March 28 - April 3, 1998
9.	19.1 Jenny Hehnke.....	February 23 - March 14, 1997
19.1	Misty Flesher.....	February 8 - February 16, 2008



HAYLE GUESS

# SINGLE-SEASON RECORDS



## BATTING

### AT-BATS

Player	Year	Cl.	G	AB
1. Keri McCallum	2000	Sr.	71	243
2. Keri McCallum	1999	Jr.	67	235
3. Karrie Rider	2000	Sr.	71	216
4. Chelsea Bramlett	2007	Fr.	62	215
5. Michelle Gates	2000	Sr.	69	211
6. Jenny Hehnke	2000	Sr.	69	210
7. Courtney Bures	2005	Fr.	66	209
8. Jennifer Nelson	2003	Sr.	64	208
9. Iyhia McMichael	2002	So.	67	207
10. Jenny Hehnke	1999	Jr.	67	206

### BATTING AVERAGE (Minimum 150 at-bats)

Player	Year	Cl.	G	AB	Hits	Avg.
1. Chelsea Bramlett	2009	Jr.	56	88	181	.486
2. Iyhia McMichael	2004	Sr.	65	183	87	.475
3. Chelsea Bramlett	2008	So.	60	200	90	.450
4. Kellie Wilkerson	1999	Fr.	67	203	90	.443
5. Kellie Wilkerson	2000	So.	68	181	78	.431
6. Keri McCallum	1997	Fr.	54	157	67	.427
7. Kellie Wilkerson	2001	Jr.	61	167	70	.419
8. Kellie Wilkerson	2002	Sr.	66	191	80	.419
9. Keri McCallum	2000	Sr.	71	243	100	.412
10. Iyhia McMichael	2003	Jr.	64	186	75	.403

### RUNS

Player	Year	Cl.	G	R
1. Iyhia McMichael	2004	Sr.	65	83
2. Keri McCallum	2000	Sr.	71	64
3. Iyhia McMichael	2003	Jr.	64	63
4. Keri McCallum	1999	Jr.	67	57
5. Chelsea Bramlett	2007	Fr.	62	56
6. Kellie Wilkerson	2001	Jr.	61	55
7. Chelsea Bramlett	2009	Jr.	56	55
8. Chelsea Bramlett	2008	So.	60	52
9. Kellie Wilkerson	2002	Sr.	66	51
10. Kellie Wilkerson	1999	Fr.	67	49
Courtney Bures	2005	Fr.	66	49

### RUNS PER GAME (Minimum 30 Runs)

Player	Year	Cl.	G	R	Avg.
1. Iyhia McMichael	2004	Sr.	65	83	1.28
2. Iyhia McMichael	2003	Jr.	64	63	0.98
3. Chelsea Bramlett	2009	Jr.	56	55	0.98
4. Melanie Morgan	1985	Jr.	38	36	0.95
5. Keri McCallum	2000	Sr.	71	64	0.90
6. Kellie Wilkerson	2001	Jr.	61	55	0.90
7. Chelsea Bramlett	2007	Fr.	62	56	0.90
8. Meg Hartnett	1985	Jr.	40	35	0.88
9. Chelsea Bramlett	2008	So.	60	52	0.87
10. Keri McCallum	1999	Jr.	67	57	0.85
Michelle Gates	1998	So.	57	47	0.82

### HITS

Player	Year	Cl.	G	Hits
1. Keri McCallum	2000	Sr.	71	100
2. Kellie Wilkerson	1999	Fr.	67	90
3. Chelsea Bramlett	2008	So.	60	90
4. Chelsea Bramlett	2009	Jr.	56	88
5. Iyhia McMichael	2004	Sr.	65	87
6. Keri McCallum	1999	Jr.	67	88
7. Chelsea Bramlett	2007	Fr.	62	83
8. Courtney Bures	2005	Fr.	66	81
9. Kellie Wilkerson	2002	Sr.	66	80
10. Kellie Wilkerson	2000	So.	68	78

## HITS PER GAME (Minimum 65 Hits)

Player	Year	Cl.	G	Hits	Avg.
1. Chelsea Bramlett	2009	Jr.	56	88	1.57
2. Chelsea Bramlett	2008	So.	60	90	1.50
3. Keri McCallum	2000	Sr.	71	100	1.41
4. Kellie Wilkerson	1999	Fr.	67	90	1.34
5. Iyhia McMichael	2004	Sr.	65	87	1.34
6. Chelsea Bramlett	2007	Fr.	62	83	1.34
7. Keri McCallum	1999	Jr.	67	88	1.31
8. Jenny Hehnke	1997	Fr.	56	71	1.27
9. Michelle Gates	1998	So.	57	70	1.23
10. Courtney Bures	2005	Fr.	66	81	1.23

### DOUBLES

Player	Year	Cl.	G	2B
1. Keri McCallum	1999	Jr.	67	22
2. Kellie Wilkerson	2002	Sr.	66	18
3. Jennifer Waterman	2003	Jr.	52	18
4. Kellie Wilkerson	1999	Fr.	67	17
5. Michelle Gates	1997	Fr.	56	16
6. Iyhia McMichael	2004	Sr.	65	16
7. Courtney Bures	2005	Fr.	66	16
8. Michelle Gates	1998	So.	57	15
9. Michelle Gates	1999	Jr.	65	15
10. Iyhia McMichael	2002	So.	67	15

### DOUBLES PER GAME (Minimum 11 Doubles)

Player	Year	Cl.	G	2B	Avg.
1. Jennifer Waterman	2003	Jr.	52	18	0.35
2. Keri McCallum	1999	Jr.	67	22	0.33
3. Michelle Gates	1997	Fr.	56	16	0.29
4. Kellie Wilkerson	2002	Sr.	66	18	0.27
5. Michelle Gates	1998	So.	57	15	0.26
6. Jenny Hehnke	1997	Fr.	56	14	0.25
7. Kellie Wilkerson	1999	Fr.	67	17	0.25
8. Iyhia McMichael	2004	Sr.	65	16	0.25
9. Courtney Bures	2005	Fr.	66	16	0.24
10. Michelle Gates	1999	Jr.	65	15	0.23

### TRIPLES

Player	Year	Cl.	G	3B
1. Keri McCallum	1997	Fr.	54	11
2. Keri McCallum	2000	Sr.	71	11
3. Michelle Gates	1998	So.	57	10
4. Keri McCallum	1999	Jr.	67	10
5. Iyhia McMichael	2004	Sr.	65	10
6. Iyhia McMichael	2002	So.	67	8
7. Melanie Morgan	1985	Jr.	38	7
8. Jennifer Nelson	2003	Sr.	64	7
9. Keri McCallum	1998	So.	55	6
10. Kate Jaspers	2003	Jr.	63	6
Courtney Bures	2006	So.	61	6
Nakita Boyce	2007	Jr.	61	6

### TRIPLES PER GAME (Minimum 5 Triples)

Player	Year	Cl.	G	3B	Avg.
1. Keri McCallum	1997	Fr.	54	11	0.20
2. Melanie Morgan	1985	Jr.	38	7	0.18
3. Michelle Gates	1998	So.	57	10	0.18
4. Keri McCallum	1999	Jr.	67	10	0.15
5. Keri McCallum	2000	Sr.	71	11	0.15
6. Iyhia McMichael	2004	Sr.	65	10	0.15
7. Meg Hartnett	1985	Jr.	40	5	0.13
8. Iyhia McMichael	2002	So.	67	8	0.12
9. Keri McCallum	1998	So.	55	6	0.11
10. Jennifer Nelson	2003	Sr.	64	7	0.11

### HOME RUNS

Player	Year	Cl.	G	HR
1. Iyhia McMichael	2003	Jr.	64	18
2. Courtney Bures	2005	Fr.	66	17
3. Kellie Wilkerson	2001	Jr.	61	14
4. Kellie Wilkerson	1999	Fr.	67	13
5. Iyhia McMichael	2004	Sr.	65	10
6. Kellie Wilkerson	2002	Sr.	66	9
7. Melanie Morgan	1986	Sr.	38	8
8. Kellie Wilkerson	2000	So.	68	8
9. Katie Cooley	2005	So.	62	8
10. Sammie Jo Bailey	2006	Fr.	54	8

### HOME RUNS PER GAME (Minimum 5 HR)

Player	Year	Cl.	G	HR	Avg.
1. Iyhia McMichael	2003	Jr.	64	18	0.28
2. Courtney Bures	2005	Fr.	66	17	0.26
3. Kellie Wilkerson	2001	Jr.	61	14	0.23
4. Melanie Morgan	1986	Sr.	38	8	0.21
5. Kellie Wilkerson	1999	Fr.	67	13	0.19
6. Meg Hartnett	1985	Jr.	40	6	0.15
7. Iyhia McMichael	2004	Sr.	65	10	0.15
8. Kellie Wilkerson	2002	Sr.	66	9	0.14
9. Sammie Jo Bailey	2006	Fr.	54	8	0.14
10. Katie Cooley	2005	So.	62	8	0.13

### TOTAL BASES

Player	Year	Cl.	H	2B	3B	HR	TB
1. Courtney Bures	2005	Fr.	81	16	5	17	158
2. Iyhia McMichael	2004	Sr.	87	16	10	10	153
3. Kellie Wilkerson	1999	Fr.	90	17	3	13	152
4. Iyhia McMichael	2003	Jr.	75	10	5	18	149
5. Keri McCallum	2000	Sr.	100	11	11	4	145
6. Keri McCallum	1999	Jr.	88	22	10	0	130
7. Kellie Wilkerson	2002	Sr.	80	18	2	9	129
8. Kellie Wilkerson	2001	Jr.	70	12	2	14	128
9. Michelle Gates	1998	So.	70	15	10	6	123
10. Kellie Wilkerson	2000	So.	78	14	2	8	120

## SLUGGING PERCENTAGE (Minimum 70 at-bats)

Player	Year	Cl.	G	AB	TB	Pct.
1. Iyhia McMichael	2004	Sr.	65	183	153	.836
2. Iyhia McMichael	2003	Jr.	64	186	149	.801
3. Kellie Wilkerson	2001	Jr.	61	167	128	.766
4. Courtney Bures	2005	Fr.	66	209	158	.756
5. Kellie Wilkerson	1999	Fr.	67	203	152	.749
6. Kellie Wilkerson	2002	Sr.	66	191	129	.675
7. Michelle Gates	1998	So.	57	184	123	.668
8. Kellie Wilkerson	2000	So.	68	181	120	.663
9. Melanie Morgan	1985	Jr.	38	118	73	.619
10. Keri McCallum	1997	Fr.	54	157	97	.618

### RUNS BATTED IN

Player	Year	Cl.	G	RBI
1. Kellie Wilkerson	1999	Fr.	67	65
2. Iyhia McMichael	2003	Jr.	64	63
3. Courtney Bures	2007	Jr.	61	56
4. Jennifer Waterman	2004	Sr.	64	55
5. Courtney Bures	2005	Fr.	66	54
6. Michelle Gates	1997	Fr.	56	48
7. Iyhia McMichael	2002	So.	71	48
8. Kate Jaspers	2004	Sr.	63	47
9. Courtney Bures	2008	Sr.	63	46
10. Kellie Wilkerson	2000	So.	68	43
Karrie Rider	2000	Sr.	71	43

### RUNS BATTED IN PER GAME (Minimum 30 RBI)

Player	Year	Cl.	G	RBI	Avg.
1. Iyhia McMichael	2003	Jr.	64	63	0.98
2. Kellie Wilkerson	1999	Fr.	67	65	0.97
3. Courtney Bures	2007	Jr.	61	56	0.92
4. Michelle Gates	1997	Fr.	56	48	0.86
5. Jennifer Waterman	2004	Sr.	64	55	0.86
6. Meg Hartnett	1985	Jr.	40	34	0.85
7. Courtney Bures	2005	Fr.	66	54	0.82
8. Kate Jaspers	2004	Sr.	63	47	0.75
9. Courtney Bures	2008	Sr.	63	46	0.73
10. Keri McCallum	1997	Fr.	54	39	0.72
Iyhia McMichael	2002	So.	67	48	0.72

### STOLEN BASES

Player	Year	Cl.	G	SB
1. Chelsea Bramlett	2009	Jr.	56	54
2. Chelsea Bramlett	2007	Fr.	62	46
3. Chelsea Bramlett	2008	So.	60	46
4. Iyhia McMichael	2004	Sr.	65	41
5. Iyhia McMichael	2002	So.	67	36
6. Iyhia McMichael	2003	Jr.	64	36
7. Kellie Wilkerson	2001	Jr.	61	35
8. Keri McCallum	2000	Sr.	71	31
9. Michelle Gates	1998	So.	57	30
10. Iyhia McMichael	2001	Fr.	62	28

### STOLEN BASES PER GAME (Minimum 15 SB)

Player	Year	Cl.	G	SB	Avg.
1. Chelsea Bramlett	2009	Jr.	56	54	0.96
2. Chelsea Bramlett	2008	So.	60	46	0.77
3. Chelsea Bramlett	2007	Fr.	62	46	0.74
4. Iyhia McMichael	2004	Sr.	65	41	0.63
5. Kellie Wilkerson	2001	Jr.	61	35	0.57
6. Iyhia McMichael	2003	Jr.	64	36	0.56
7. Iyhia McMichael	2002	So.	67	36	0.54
8. Michelle Gates	1998	So.	57	30	0.53
9. Keri McCallum	1997	Fr.	54	27	0.50
10. Iyhia McMichael	2001	Fr.	62	28	0.45
Keri McCallum	2000	Sr.	71	31	0.44

### STOLEN BASE PERCENTAGE (Minimum 15 Stolen Base Attempts)

Player	Year	Cl.	G	SB	SBA	Pct.
1. Iyhia McMichael	2003	Jr.	64	36	37	0.97
2. Nakita Boyce	2008	Sr.	63	22	23	0.96
3. Haylee Guess	2006	So.	61	23	25	0.92
4. Chelsea Bramlett	2007	Fr.	62	46	50	0.92





# SINGLE-SEASON RECORDS

## INTENTIONAL BASES ON BALLS

Player	Year	Cl.	G	IBB
1. Kellie Wilkerson	2001	Jr.	61	13
2. Kellie Wilkerson	1999	Fr.	67	9
3. Kellie Wilkerson	2000	So.	68	7
4. Iyhia McMichael	2003	Jr.	64	7
5. Courtney Bures	2008	Sr.	63	6
6. Kellie Wilkerson	2002	Sr.	66	5
7. Michelle Gates	1998	So.	58	4
8. Courtney Bures	2006	So.	61	3
Katie Cooley	2006	Jr.	57	3
Courtney Bures	2007	Jr.	61	3
Chelsea Bramlett	2009	Jr.	56	3

## HIT BY PITCH

Player	Year	Cl.	G	HBP
1. Courtney Bures	2007	Jr.	61	14
2. Brittany Bell	2009	So.	55	13
3. Keri McCallum	2000	Sr.	71	12
4. Keri McCallum	1998	So.	55	9
Brittany Bell	2008	Fr.	55	9
6. Ali Bainbridge	2009	So.	56	8
7. Keri McCallum	1997	Fr.	54	7
Kellie Wilkerson	2002	Sr.	66	7
Nakita Boyce	2005	Fr.	43	7
10. Keri McFarling	2005	So.	39	6
Courtney Moore	2009	Fr.	45	6

## GAME-WINNING RUNS BATTED IN

Player	Year	Cl.	G	GW
1. Kellie Wilkerson	1999	Fr.	67	12
Jennifer Waterman	2004	Sr.	64	12
3. Courtney Bures	2007	Jr.	61	10
4. Michelle Gates	2000	Sr.	69	9
Iyhia McMichael	2002	So.	67	9
6. Karrie Rider	2000	Sr.	71	8
Kellie Wilkerson	2001	Jr.	61	8
8. Nine Players with				7

## GAME-WINNING RUNS SCORED

Player	Year	Cl.	G	GW
1. Keri McCallum	2000	Sr.	71	22
Iyhia McMichael	2004	Sr.	65	20
3. Keri McCallum	1999	Jr.	67	15
4. Hayle Guess	2006	So.	61	11
Chelsea Bramlett	2009	Jr.	56	11
6. Kellie Wilkerson	2001	Jr.	61	10
7. Chelsea Bramlett	2007	Fr.	58	9
Chelsea Bramlett	2008	So.	60	9
9. Keri McCallum	1998	So.	55	8
Jennifer Nelson	2003	Sr.	64	8
Courtney Bures	2005	Fr.	66	8

## PITCHING

### APPEARANCES

Player	Year	Cl.	App
1. Kasey Whitehead	2002	Sr.	53
2. Autumn Anderson	1999	Sr.	51
3. Autumn Anderson	1998	Jr.	50
Jennifer Pursell	2000	Fr.	50
5. Sara Hickerson	2007	Sr.	45
Jennifer Pursell	2001	So.	43
Lindsey Dunlap	2009	Fr.	43
8. Kellie Wilkerson	2002	Sr.	41
Melissa Massey	2003	So.	41
10. Kelli Miller	2007	Sr.	38
Misty Flesher	2008	Fr.	38
Kelsey Nurnberg	2008	Jr.	38

### GAMES STARTED

Player	Year	Cl.	GS
1. Autumn Anderson	1999	Sr.	38
Jennifer Pursell	2000	Fr.	35
3. Kasey Whitehead	2002	Sr.	34
Melissa Massey	2003	So.	34
5. Melissa Massey	2004	Jr.	32
Kelli Miller	2007	Sr.	31
Jennifer Pursell	2001	So.	31
8. Kelsey Nurnberg	2008	Jr.	30
9. Autumn Anderson	1998	Jr.	29
Ragan Blake	2006	So.	29

### COMPLETE GAMES

Player	Year	Cl.	CG
1. Autumn Anderson	1998	Jr.	25
Jennifer Pursell	2000	Fr.	25
3. Michelle Gates	1997	Fr.	20
Ragan Blake	2006	So.	20
Lindsey Dunlap	2009	Fr.	20
6. Autumn Anderson	1999	Sr.	19
7. Kim Davis	1985	Fr.	18
Vicki Bonar	1985	Sr.	17
Alicia Judd	1997	Fr.	16
Melissa Massey	2003	So.	16
Misty Flesher	2008	Fr.	16

### INNINGS

Player	Year	Cl.	IP
1. Autumn Anderson	1998	Jr.	275.2
Jennifer Pursell	2000	Fr.	256.2
3. Autumn Anderson	1999	Sr.	254.0
Kasey Whitehead	2002	Sr.	221.2
Lindsey Dunlap	2009	Fr.	217.2
6. Melissa Massey	2003	So.	198.2
Jennifer Pursell	2001	So.	198.0

8. Ragan Blake	2006	So.	192.2
9. Melissa Massey	2004	Jr.	180.0
10. Misty Flesher	2008	Fr.	179.1

### WINNING PERCENTAGE (Minimum 10 Decisions)

Player	Year	Cl.	W	L	Pct.
1. Kellie Wilkerson	2001	Jr.	9	1	.900
2. Kim Davis	1985	Fr.	17	5	.773
3. Kim Davis	1986	So.	11	4	.733
4. Kathleen Tindle	1986	Fr.	7	3	.700
5. Cathy Pippins	1986	Fr.	9	4	.692
6. Autumn Anderson	1998	Jr.	26	13	.667
Misty Flesher	2008	Fr.	20	10	.667
Melissa Massey	2004	Jr.	18	9	.667
9. Melissa Massey	2003	So.	22	12	.647
10. Autumn Anderson	1999	Sr.	23	13	.639

### VICTORIES

Player	Year	Cl.	W	L	Pct.
1. Autumn Anderson	1998	Jr.	26	13	.667
Jennifer Pursell	2000	Fr.	26	16	.619
3. Autumn Anderson	1999	Sr.	23	13	.639
4. Melissa Massey	2003	So.	22	12	.647
5. Misty Flesher	2008	Fr.	20	10	.667
Kasey Whitehead	2002	Sr.	20	14	.588
7. Melissa Massey	2004	Jr.	18	9	.667
Kelli Miller	2007	Sr.	17	11	.621
9. Kim Davis	1985	Fr.	17	5	.773
Kelsey Nurnberg	2008	Jr.	17	10	.630
Lindsey Dunlap	2009	Fr.	17	16	.515

### SAVES

Player	Year	Cl.	SV
1. Kellie Wilkerson	2002	Sr.	14
2. Kellie Wilkerson	2001	Jr.	10
Sara Hickerson	2007	Sr.	10
4. Kellie Wilkerson	1999	Fr.	8
5. Ragan Blake	2005	Fr.	7
6. Stephanie Owens	2003	Fr.	5
Jennifer Pursell	2000	Fr.	4
Elizabeth Woolven	2008	Fr.	4
Lindsey Dunlap	2009	Fr.	4
10. Five Players with			3

### EARNED RUN AVERAGE (Minimum 85 Innings)

Player	Year	Cl.	App	IP	R	ER	ERA
1. Kim Davis	1986	So.	21	97.2	22	11	1.01
2. Autumn Anderson	1998	Jr.	50	275.2	75	42	1.07
3. Cathy Pippins	1986	Fr.	20	87.1	30	13	1.34
4. Kim Davis	1985	Fr.	24	141.1	48	32	1.58
5. Vicki Bonar	1985	Sr.	22	132.0	52	30	1.59
6. Stephanie Comeaux	2006	Jr.	29	155.2	55	39	1.75
7. Ragan Blake	2006	So.	37	192.2	75	49	1.78
8. Alicia Judd	1998	So.	32	129.1	49	35	1.89
9. Michelle Gates	1997	Fr.	31	176.0	79	48	1.91
10. Kelli Miller	2004	Fr.	30	131.1	66	36	1.92

### SHUTOUTS

Player	Year	Cl.	ShO
1. Autumn Anderson	1998	Jr.	8
2. Jennifer Pursell	2000	Fr.	7
Ragan Blake	2006	So.	7
4. Melissa Massey	2003	So.	6
Misty Flesher	2008	Fr.	6
6. Alicia Judd	1998	So.	5
Autumn Anderson	1999	Sr.	5
Kelli Miller	2004	Fr.	5
Kelli Miller	2005	So.	5
10. Seven Players with			4

### STRIKEOUT RATIO (Minimum 50 Innings)

Player	Year	Cl.	SO	IP	Avg.
1. Kellie Wilkerson	2002	Sr.	77	74.2	7.22
2. Ragan Blake	2006	So.	183	192.2	6.65
3. Melissa Massey	2005	Sr.	62	66.1	6.54
4. Autumn Anderson	1998	Jr.	246	275.2	6.25
5. Ragan Blake	2005	Fr.	58	67.0	6.06
6. Stephanie Comeaux	2005	So.	105	141.2	5.19
7. Lindsey Dunlap	2009	Fr.	161	217.2	5.18
8. Sara Hickerson	2007	Sr.	72	100.2	5.01
9. Kelsey Nurnberg	2009	Sr.	84	124.1	4.73
10. Misty Flesher	2008	Fr.	119	179.1	4.64

### STRIKEOUTS

Player	Year	Cl.	SO
1. Autumn Anderson	1998	Jr.	246
2. Ragan Blake	2006	So.	183
3. Lindsey Dunlap	2009	Fr.	161
4. Autumn Anderson	1999	Sr.	160
Jennifer Pursell	2000	Fr.	143
6. Misty Flesher	2008	Fr.	119
7. Melissa Massey	2004	Jr.	115
8. Jennifer Pursell	2001	So.	107
9. Melissa Massey	2003	So.	96
10. Kasey Whitehead	2002	Sr.	95

## FIELDING

### FIELDING PERCENTAGE (Minimum 250 TC)

Player	Year	Cl.	TC	PO	A	E	Pct.
1. Blair Hewett	2006	Jr.	311	283	27	1	.997
2. Lindsay Hunley	2005	Fr.	462	438	22	2	.996
3. Kate Jaspers	2003	Jr.	476	446	27	3	.994
4. Chelsea Bramlett	2008	So.	273	252	19	2	.993
5. Jennifer Waterman	2004	Sr.	381	343	35	3	.992
Keri McCallum	2000	Sr.	252	204	46	2	.992
7. Kate Jaspers	2004	Sr.	323	312	8	3	.991
8. Cheri Smith	1999	So.	499	459	35	5	.990
Chelsea Bramlett	2009	Jr.	308	286	19	3	.990
9. Kellie Wilkerson	2002	Sr.	511	447	58	6	.988
Sammie Jo Bailey	2007	So.	498	477	15	6	.988

### TOTAL CHANCES

Player	Year	Cl.	TC	PO	A	E	Pct.
1. Kellie Wilkerson	2002	Sr.	511	447	58	6	.988
2. Cheri Smith	1999	So.	499	459	35	5	.990
3. Sammie Jo Bailey	2007	So.	498	477	15	6	.988
4. Cheri Smith	2000	Jr.	486	450	26	10	.979
5. Kate Jaspers	2003	Jr.	476	446	27	3	.994
6. Lindsay Hunley	2005	Fr.	462	438	22	2	.996
7. Nichole Henry	1997	Fr.	458	421	20	17	.963
8. Sammie Jo Bailey	2008	Jr.	453	434	10	9	.980
9. Cheri Smith	1998	Fr.	411	374	31	6	.985
10. Jennifer Waterman	2004	Sr.	381	343	35	3	.992

### PUTOUS

Player	Year	Cl.	TC	PO	A	E	Pct.
1. Sammie Jo Bailey	2007	So.	498	477	15	6	.988
2. Cheri Smith	1999	So.	499	459	35	5	.990
3. Cheri Smith	2000	Jr.	486	450	26	10	.979
4. Kellie Wilkerson	2002	Sr.	511	447	58	6	.988
5. Kate Jaspers	2003	Jr.	476	446	27	3	.994
6. Lindsay Hunley	2005	Fr.	462	438	22	2	.996
7. Sammie Jo Bailey	2008	Jr.	453	434	10	9	.980
8. Nichole Henry	1997	Fr.	458	421	20	17	.963
9. Cheri Smith	1998	Fr.	411	374	31	6	.985
10. Jennifer Waterman	2004	Sr.	381	343	35	3	.992

### ASSISTS

Player	Year	Cl.	TC	PO	A	E	Pct.
1. Courtney Bures	2007	Jr.	311	94	193	24	.923
2. Karrie Rider	2000	Sr.	327	130	181	16	.951
3. Karrie Rider	1997	Fr.	261	77	171	16	.939
4. Courtney Bures	2008	Sr.	269	88	168	13	.952
5. Jennifer Jessup	2003	Jr.	248	70	163	15	.940
6. Michelle Gates	2000	Sr.	231	58	157	16	.931
7. Jessie Bailey	2007	Fr.	216	54	151	11	.949
8. Jennifer Jessup	2002	So.	279	113	149	17	.939
9. Michelle Gates	1997	Fr.	217	59	147	11	.949
10. Michelle Gates	1999	Jr.	228	73	142	13	.943
Tanelia McDonald	2004	Jr.	208	59	142	7	.966

### ERRORS

Rank	Player	Year	Cl.	TC	PO	A	E	Pct.
1.	Courtney Bures	2007	Jr.	311	94	193	24	.923
2.	Karrie Rider	1999	Jr.	281	129	131	21	.925
3.	Chelsea Bramlett	2007	Fr.	277	167	90	20	.928
4.	Hayle Guess	2004	Fr.	182	75	88	19	.896
5.	Courtney Bures	2005	Fr.	231	95	117	19	.918
6.	Nichole Henry	1997	Fr.	458	421	20	17	.963
	Jennifer Jessup	2002	So.	279	113	149	17	.939
8.	Karrie Rider	1997	Fr.	261	77	171	16	.939
	Jenny Hehnke	1999	Jr.	242	126	100	16	.934
	Michelle Gates	2000	Sr.	231	58	157	16	.931
	Karrie Rider	2000	Sr.	327	130	181	16	.951

## BATTING

### GAMES

	Player	Years	Games
1.	Kellie Wilkerson	1999-02	262
2.	Iyhia McMichael	2001-04	258
3.	Hayle Guess	2004-08	255
5.	Jennifer Jessup	2000-05	255
6.	Courtney Bures	2005-08	251
6.	Karrie Rider	1997-00	248
	Jenny Hehnke	1997-00	248
	Kate Jaspers	2001-04	248
9.	Keri McCallum	1997-00	247
	Michelle Gates	1997-00	247

### AT-BATS

	Player	Years	G	AB
1.	Keri McCallum	1997-00	247	818
2.	Jenny Hehnke	1997-00	248	775
3.	Michelle Gates	1997-00	247	767
4.	Iyhia McMichael	2001-04	258	765
5.	Courtney Bures	2005-08	251	755
6.	Kellie Wilkerson	1999-02	262	742
7.	Hayle Guess	2004-08	255	730
8.	Karrie Rider	1997-00	248	721
9.	Jennifer Jessup	2001-05	258	665
10.	Sammie Jo Bailey	2006-09	229	647

### BATTING AVERAGE (Minimum 250 at-bats)

	Player	Years	G	AB	Hits	Avg.
1.	Chelsea Bramlett	2007-present	178	596	261	.438
2.	Kellie Wilkerson	1999-02	262	742	318	.429
3.	Keri McCallum	1997-00	247	818	319	.390
4.	Iyhia McMichael	2001-04	258	765	292	.382
5.	Courtney Bures	2005-08	251	755	281	.372
6.	Jenny Hehnke	1997-00	248	775	264	.341
7.	Michelle Gates	1997-00	247	767	255	.332
8.	Jennifer Nelson	2000-02	156	555	174	.314
9.	Ali Bainbridge	2008-present	119	352	110	.313
10.	Hayle Guess	2004-08	255	730	223	.305

### RUNS

	Player	Years	G	R
1.	Iyhia McMichael	2001-04	258	218
2.	Kellie Wilkerson	1999-02	262	198
3.	Keri McCallum	1997-00	247	191
4.	Chelsea Bramlett	2007-present	178	163
5.	Courtney Bures	2005-08	251	160
6.	Hayle Guess	2004-08	255	152
7.	Michelle Gates	1997-00	247	140
8.	Nakita Boyce	2005-08	228	115
9.	Jenny Hehnke	1997-00	248	114
10.	Jennifer Jessup	2001-05	258	112

### RUNS PER GAME (Minimum 65 Runs)

	Player	Years	G	Runs	Avg.
1.	Chelsea Bramlett	2007-present	178	163	0.92
2.	Iyhia McMichael	2001-04	258	218	0.84
3.	Keri McCallum	1997-00	247	191	0.77
4.	Kellie Wilkerson	1999-02	262	198	0.76
5.	Courtney Bures	2005-08	251	160	0.64
6.	Melanie Morgan	1983-86	123	78	0.63
7.	Hayle Guess	2004-08	255	152	0.60
8.	Michelle Gates	1997-00	247	140	0.57
9.	Nakita Boyce	2005-08	228	115	0.50
10.	Jennifer Nelson	2000-03	220	105	0.48

### RUNS BATTED IN

	Player	Years	G	RBI
1.	Courtney Bures	2005-08	251	193
2.	Iyhia McMichael	2001-04	258	182
3.	Kellie Wilkerson	1999-02	262	175
4.	Michelle Gates	1997-00	247	159
5.	Jennifer Waterman	2001-04	226	120
6.	Hayle Guess	2004-08	255	111
7.	Keri McCallum	1997-00	247	105
8.	Blaire Brown	2001-04	220	102
9.	Kate Jaspers	2001-04	248	100
10.	Sammie Jo Bailey	2006-09	229	98

### RUNS BATTED IN PER GAME (Minimum 65 RBI)

	Player	Years	G	RBI	Avg.
1.	Courtney Bures	2005-08	251	193	0.77
2.	Iyhia McMichael	2001-04	258	182	0.71
3.	Melanie Morgan	1983-86	123	72	0.59
4.	Kellie Wilkerson	1999-02	262	175	0.67
5.	Michelle Gates	1997-00	247	159	0.64
6.	Jennifer Waterman	2001-04	226	120	0.53
7.	Meg Hartnett	1983-86	128	65	0.51
8.	Blaire Brown	2001-04	220	102	0.46
9.	Hayle Guess	2004-08	255	111	0.44
10.	Keri McCallum	1997-00	247	105	0.43
	Katie Cooley	2004-07	197	85	0.43
	Sammie Jo Bailey	2006-09	229	98	0.43

### HITS

	Player	Years	G	Hits	Avg.
1.	Keri McCallum	1997-00	247	319	.390
2.	Kellie Wilkerson	1999-02	262	318	.429
3.	Iyhia McMichael	2001-04	258	292	.382
4.	Courtney Bures	2005-08	251	281	.372
5.	Jenny Hehnke	1997-00	248	264	.341
6.	Chelsea Bramlett	2007-present	178	261	.338
7.	Michelle Gates	1997-00	247	255	.332
8.	Hayle Guess	2004-08	255	223	.305
9.	Courtney Bures	2005-07	188	207	.364
10.	Kate Jaspers	2001-04	248	196	.304

### DOUBLES

	Player	Years	G	2B
1.	Kellie Wilkerson	1999-02	262	61
2.	Michelle Gates	1997-00	247	55
3.	Courtney Bures	2005-08	251	52
4.	Iyhia McMichael	2001-04	258	50
5.	Keri McCallum	1997-00	247	43
6.	Jennifer Waterman	2001-04	226	36



COURTNEY BURES

7.	Jenny Hehnke	1997-00	248	35
8.	Karrie Rider	1997-00	248	31
9.	Lindsay Nelson	2001-04	202	29
	Jennifer Jessup	2001-05	258	29

### DOUBLES PER GAME (Minimum 20 doubles)

	Player	Years	G	2B	Avg.
1.	Kellie Wilkerson	1999-02	262	61	0.23
2.	Michelle Gates	1997-00	247	55	0.22
3.	Courtney Bures	2005-08	251	52	0.21
4.	Iyhia McMichael	2001-04	258	50	0.19
5.	Keri McCallum	1997-00	247	43	0.17
6.	Jennifer Waterman	2001-04	226	36	0.16
7.	Jenny Hehnke	1997-00	248	35	0.14
	Lindsay Nelson	2001-04	202	29	0.14
9.	Karrie Rider	1997-00	248	31	0.13
	Callye Williams	2003-06	224	28	0.13

### TRIPLES

	Player	Years	G	3B
1.	Keri McCallum	1997-00	247	38
2.	Iyhia McMichael	2001-04	258	26
3.	Michelle Gates	1997-00	247	21
4.	Courtney Bures	2005-08	251	15
5.	Hayle Guess	2004-08	255	14
6.	Nakita Boyce	2005-08	228	12
7.	Melanie Morgan	1983-86	123	10
	Meg Hartnett	1983-86	128	10
	Jennifer Nelson	2000-03	220	10
10.	Kellie Wilkerson	1999-02	262	9
	Kate Jaspers	2001-04	248	9

### TRIPLES PER GAME (Minimum 5 triples)

	Player	Years	G	3B	Avg.
1.	Keri McCallum	1997-00	247	38	0.15
2.	Iyhia McMichael	2001-04	258	26	0.10
3.	Michelle Gates	1997-00	247	21	0.09
4.	Melanie Morgan	1983-86	123	10	0.08
5.	Meg Hartnett	1983-86	128	10	0.07
6.	Courtney Bures	2005-08	251	15	0.06
7.	Bonnie McWatters	1984-86	101	5	0.05
	Jennifer Nelson	2000-03	220	10	0.05
	Hayle Guess	2004-08	255	14	0.05
	Nakita Boyce	2005-08	228	12	0.05

### HOME RUNS

	Player	Years	G	HR
1.	Kellie Wilkerson	1999-02	262	44
2.	Iyhia McMichael	2001-04	258	37
3.	Courtney Bures	2005-08	251	31
4.	Hayle Guess	2004-08	255	18
5.	Katie Cooley	2004-07	197	17
6.	Michelle Gates	1997-00	247	16
7.	Melanie Morgan	1985-86	76	14
	Sammie Jo Bailey	2006-09	229	14
9.	Blaire Brown	2001-04	220	12
10.	Meg Hartnett	1984-86	128	11
	Kasey Whitehead	2000-02	175	11
	Jennifer Jessup	2001-05	258	11

### HOME RUNS PER GAME (Minimum 7 home runs)

	Player	Years	G	HR	Avg.
1.	Kellie Wilkerson	1999-02	262	44	0.17
2.	Iyhia McMichael	2001-04	258	37	0.14
3.	Courtney Bures	2005-08	251	31	0.12
4.	Melanie Morgan	1983-86	123	14	0.11
5.	Meg Hartnett	1984-86	128	11	0.09
	Katie Cooley	2004-07	197	17	0.09
7.	Bonnie McWatters	1984-86	101	8	0.08
8.	Hayle Guess	2004-08	255	18	0.07
9.	Michelle Gates	1997-00	247	16	0.06
	Kasey Whitehead	2000-02	175	11	0.06
	Sammie Jo Bailey	2006-09	229	14	0.06



2010 BULLDOG SOFTBALL





# CAREER RECORDS

## TOTAL BASES

	Player	Years	G	H	2B	3B	HR	TB
1.	Kellie Wilkerson	1999-02	262	318	61	9	44	529
2.	Iyhia McMichael	2001-04	258	292	50	26	37	505
3.	Keri McCallum	1997-00	247	319	43	38	8	462
4.	Courtney Bures	2005-08	251	281	52	15	31	456
5.	Michelle Gates	1997-00	247	255	55	21	16	400
6.	Hayle Guess	2004-08	255	223	26	14	18	331
7.	Jenny Hehnke	1997-00	248	264	35	5	1	312
8.	Chelsea Bramlett	2007-present	178	261	19	5	3	299
9.	Kate Jaspers	2001-04	248	196	28	9	3	251
	Jennifer Jessup	2001-05	258	185	29	2	11	251

## SLUGGING PERCENTAGE (Minimum 250 at-bats)

	Player	Years	G	AB	TB	Pct.
1.	Kellie Wilkerson	1999-02	262	742	529	.713
2.	Iyhia McMichael	2001-04	258	765	505	.660
3.	Courtney Bures	2005-08	251	755	456	.604
4.	Keri McCallum	1997-00	247	818	462	.565
5.	Michelle Gates	1997-00	247	767	400	.522
6.	Chelsea Bramlett	2007-present	178	596	299	.502
7.	Melanie Morgan	1983-86	123	381	190	.499
8.	Hayle Guess	2005-08	255	730	331	.453
9.	Meg Hartnett	1983-86	128	409	182	.445
10.	Katie Cooley	2004-07	197	453	198	.437

## BASES ON BALLS

	Player	Years	G	BB
1.	Kellie Wilkerson	1999-02	262	177
2.	Iyhia McMichael	2001-04	258	146
3.	Katie Cooley	2004-07	197	86
4.	Cheri Smith	1998-01	239	85
5.	Courtney Bures	2005-08	251	74
6.	Jennifer Waterman	2001-04	226	71
7.	Jennifer Jessup	2001-05	258	67
8.	Hayle Guess	2004-08	255	64
9.	Kate Jaspers	2001-04	248	58
10.	Michelle Gates	1997-00	237	51

## INTENTIONAL BASES ON BALLS

	Player	Years	G	IBB
1.	Kellie Wilkerson	1999-02	262	34
2.	Courtney Bures	2005-08	251	14
3.	Iyhia McMichael	2001-04	258	12
4.	Katie Cooley	2004-07	197	6
	Chelsea Bramlett	2007-present	178	6
6.	Jennifer Waterman	2001-04	226	3
	Michelle Gates	1997-00	247	3
8.	Brooke Best	2000-03	190	2
9.	Nine Players with			1

## STOLEN BASES

	Player	Years	G	SB
1.	Chelsea Bramlett	2007-present	178	146
2.	Iyhia McMichael	2001-04	258	141
3.	Keri McCallum	1997-00	247	90
4.	Kellie Wilkerson	1999-02	262	84
5.	Michelle Gates	1997-00	247	81
6.	Hayle Guess	2004-08	255	75
7.	Nakita Boyce	2005-08	228	67
8.	Courtney Bures	2005-08	251	54
9.	Krystal Tillman	2001-03	184	38
10.	Kendell Kimbrough	1997-00	223	36

## STOLEN BASES PER GAME (Minimum 15 stolen bases)

	Player	Years	G	SB	Avg.
1.	Chelsea Bramlett	2007-present	178	146	0.82
2.	Iyhia McMichael	2001-04	258	141	0.55
3.	Keri McCallum	1997-00	247	90	0.36
4.	Michelle Gates	1997-00	247	81	0.33
5.	Kellie Wilkerson	1999-02	262	84	0.32
6.	Brittany Bell	2008-present	110	33	0.30
7.	Hayle Guess	2004-08	255	75	0.29
	Nakita Boyce	2005-08	228	67	0.29

9.	Courtney Bures	2005-08	251	54	0.22
10.	Krystal Tillman	2001-03	184	38	0.21

## STOLEN BASE PERCENTAGE (Minimum 20 attempts)

	Player	Years	G	SB	SBA	Pct.
1.	Chelsea Bramlett	2007-present	178	146	160	.913
2.	Iyhia McMichael	2001-04	258	141	157	.898
3.	Nakita Boyce	2005-08	228	67	75	.893
4.	Brittany Bell	2008-present	110	33	37	.892
5.	Hayle Guess	2004-08	255	75	86	.872
6.	Kate Jaspers	2001-04	248	27	31	.871
7.	Krystal Tillman	2001-03	184	38	46	.826
8.	Kellie Wilkerson	1999-02	262	84	104	.808
9.	Michelle Gates	1997-00	247	81	102	.794
	Courtney Bures	2005-08	251	54	68	.794

## HIT BY PITCH

	Player	Years	G	HBP
1.	Keri McCallum	1997-00	247	33
2.	Courtney Bures	2005-08	251	28
3.	Brittany Bell	2008-present	110	22
4.	Kellie Wilkerson	1999-02	262	18
5.	Michelle Gates	1997-00	247	14
6.	Hayle Guess	2004-07	192	13
7.	Nakita Boyce	2005-07	165	11
	Ali Bainbridge	2008-present	119	11
9.	Kate Jaspers	2001-04	248	10
10.	Six Players With			8

## GAME-WINNING RUNS BATTED IN

	Player	Years	G	GW
1.	Kellie Wilkerson	1999-02	262	28
	Iyhia McMichael	2001-04	258	28
3.	Michelle Gates	1997-00	247	27
4.	Courtney Bures	2005-08	251	24
5.	Jennifer Waterman	2001-04	226	20
6.	Blaire Brown	2001-04	220	14
7.	Keri McCallum	1997-00	247	13
	Jenny Hehnke	1997-00	248	13
9.	Jennifer Jessup	2001-05	258	12
10.	Karrie Rider	1997-00	239	11
	Sammie Jo Bailey	2006-09	229	11

## GAME-WINNING RUNS SCORED

	Player	Years	G	GW
1.	Keri McCallum	1997-00	247	50
2.	Iyhia McMichael	2001-04	258	32
3.	Chelsea Bramlett	2007-present	178	29
4.	Kellie Wilkerson	1999-02	262	25
5.	Hayle Guess	2004-08	255	22
6.	Courtney Bures	2005-08	251	19
	Jenny Hehnke	1997-00	248	16
	Jennifer Nelson	2000-03	220	16
8.	Kate Jaspers	2001-04	248	14
9.	Cheri Smith	1998-01	239	13
10.	Krystal Tillman	2001-03	184	11

## PITCHING

### APPEARANCES

	Player	Years	APP
1.	Melissa Massey	2002-05	131
2.	Kelli Miller	2004-07	110
3.	Stephanie Comeaux	2004-07	107
4.	Kellie Wilkerson	1999-02	105
5.	Autumn Anderson	1998-99	101
	Kelsey Nurnberg	2007-09	101
7.	Kasey Whitehead	2000-02	95
8.	Jennifer Pursell	2000-01	93
9.	Sara Hickerson	2004-07	87
10.	Jennifer Nelson	2000-03	65
	Ragan Blake	2005-06	65

### GAMES STARTED

	Player	Years	W-L	GS
1.	Melissa Massey	2002-05	55-41	103
2.	Kelli Miller	2004-07	45-34	82
3.	Stephanie Comeaux	2004-07	38-30	77
4.	Kelsey Nurnberg	2007-09	35-26	72
5.	Autumn Anderson	1998-99	49-26	67
6.	Jennifer Pursell	2000-01	42-29	66
7.	Kasey Whitehead	2000-02	28-23	55
8.	Alicia Judd	1997-98	21-17	48
9.	Jennifer Nelson	2000-03	19-14	45
10.	Vicki Bonar	1984-85	19-18	40

### COMPLETE GAMES

	Player	Years	GS	W-L	CG
1.	Melissa Massey	2002-05	103	55-41	45
2.	Autumn Anderson	1998-99	67	49-26	44
3.	Jennifer Pursell	2000-01	66	42-29	36
4.	Vicki Bonar	1984-85	40	19-18	30
5.	Kim Davis	1985-86	37	28-9	28
6.	Kelli Miller	2004-07	82	45-34	26
7.	Alicia Judd	1997-98	48	21-17	23
	Kelsey Nurnberg	2007-09	72	35-26	23
9.	Michelle Gates	1997-00	26	15-11	20
	Ragan Blake	2005-06	31	20-18	20
	Stephanie Comeaux	2004-07	77	38-30	20
	Lindsey Dunlap	2009-present	28	17-16	20

### INNINGS PITCHED

	Player	Years	APP	W-L	IP
1.	Melissa Massey	2002-05	131	55-41	580.2
2.	Autumn Anderson	1998-99	101	49-26	529.2
3.	Jennifer Pursell	2000-01	93	42-29	454.2
	Kelli Miller	2004-07	110	45-34	454.2
5.	Stephanie Comeaux	2004-07	107	38-30	422.2
6.	Kelsey Nurnberg	2007-09	101	35-26	404.2
7.	Kasey Whitehead	2000-02	95	28-23	384.0
8.	Alicia Judd	1997-98	56	21-17	272.2
9.	Ragan Blake	2005-06	65	20-18	259.2
10.	Vicki Bonar	1984-85	43	19-18	257.0



MELISSA MASSEY

# CAREER RECORDS



## VICTORIES

Player	Years	APP	W	L	Pct.
1. Melissa Massey	2002-05	131	55	41	.573
2. Autumn Anderson	1998-99	101	49	26	.653
3. Kelli Miller	2004-07	110	45	34	.570
4. Jennifer Pursell	2000-01	93	42	29	.592
5. Stephanie Comeaux	2004-07	107	38	30	.558
6. Kelsey Nurnberg	2007-09	101	35	26	.574
7. Kim Davis	1985-86	45	28	9	.757
8. Kasey Whitehead	2000-02	95	28	23	.549
9. Kellie Wilkerson	1999-02	105	22	11	.667
10. Alicia Judd	1997-98	56	21	17	.553

## WINNING PERCENTAGE (Minimum 40 appearances)

Player	Years	APP	W	L	Pct.
1. Kim Davis	1985-86	45	28	9	.757
2. Kellie Wilkerson	1999-02	105	22	11	.667
3. Misty Flesher	2008-present	42	20	10	.667
4. Jennifer Nelson	2000-03	65	19	14	.576
5. Autumn Anderson	1998-99	101	49	26	.653
6. Jennifer Pursell	2000-01	93	42	29	.592
7. Kelsey Nurnberg	2007-09	101	35	26	.574
8. Melissa Massey	2002-03	114	48	35	.573
9. Kelli Miller	2004-07	110	45	34	.570
10. Stephanie Comeaux	2004-07	107	38	30	.558

## SAVES

Player	Years	APP	W-L	SV
1. Kellie Wilkerson	1999-02	105	22-11	32
2. Sara Hickerson	2004-07	87	7-9	12
3. Jennifer Pursell	2000-01	93	42-29	7
4. Ragan Blake	2005-06	65	20-18	7
5. Courtney Frank	2000-01, 03	54	12-13	5
Stephanie Owens	2003	16	0-2	5
Stephanie Comeaux	2004-07	107	38-30	5
Elizabeth Woolven	2008-present	37	4-4	5
9. Kelsey Nurnberg	2007-09	101	35-26	4
Lindsey Dunlap	2009-present	43	17-16	4

## EARNED RUN AVERAGE (Minimum 135 Innings)

Player	Years	APP	W-L	IP	R	ER	ERA
1. Kim Davis	1985-86	45	28-9	239.0	70	43	1.26
2. Autumn Anderson	1998-99	101	49-26	529.2	173	119	1.57
3. Kellie Wilkerson	1999-02	105	22-11	208.0	85	48	1.62
4. Vicki Bonar	1984-85	43	19-18	257.0	114	65	1.77
5. Michelle Gates	1997-00	31	15-11	176.0	79	48	1.91
6. Alicia Judd	1997-98	56	21-17	272.2	117	76	1.95
7. Jennifer Pursell	2000-01	93	42-29	454.2	164	129	1.99
8. Ragan Blake	2005-06	65	20-18	259.2	108	76	2.05
9. Kelli Miller	2004-07	110	45-34	454.2	216	138	2.12
10. Misty Flesher	2008-present	42	20-10	186.2	64	57	2.14

## STRIKEOUTS

Player	Years	APP	IP	SO
1. Autumn Anderson	1998-99	101	529.2	406
2. Melissa Massey	2002-04	131	580.2	341
3. Stephanie Comeaux	2004-07	107	422.2	269
4. Jennifer Pursell	2000-01	93	454.2	250
5. Ragan Blake	2005-06	65	259.2	241
6. Kelsey Nurnberg	2007-09	69	280.1	153
7. Kelli Miller	2004-07	110	454.2	219
8. Kellie Wilkerson	1999-02	105	208.0	175
9. Lindsey Dunlap	2009-present	43	217.2	161
10. Kasey Whitehead	2000-02	95	384.0	153

## STRIKEOUT RATIO (Minimum 130 Innings)

Player	Years	APP	IP	SO	Avg.
1. Ragan Blake	2005-06	65	259.2	241	6.50
2. Kellie Wilkerson	1999-02	105	208.0	175	5.89
3. Autumn Anderson	1998-99	101	529.2	406	5.37
4. Lindsey Dunlap	2009-present	43	217.2	161	5.18
5. Misty Flesher	2008-present	42	186.2	122	4.57
6. Sara Hickerson	2004-07	87	177.0	114	4.51
7. Stephanie Comeaux	2004-07	107	422.2	269	4.46
8. Melissa Massey	2002-05	131	580.2	341	4.11
9. Kelsey Nurnberg	2007-09	101	404.2	237	4.10
10. Jennifer Pursell	2000-01	93	454.2	250	3.85

## SHUTOUTS

Player	Years	GS	W-L	SHO
1. Melissa Massey	2002-05	131	55-41	14
2. Kelli Miller	2004-07	82	45-34	14
3. Autumn Anderson	1998-99	101	49-26	13
4. Jennifer Pursell	2000-01	66	42-29	10
5. Alicia Judd	1997-98	48	21-17	9
6. Kim Davis	1985-86	45	28-9	8
7. Ragan Blake	2005-06	65	20-18	7
8. Misty Flesher	2008-present	30	20-10	6
9. Kelsey Nurnberg	2007-09	72	35-26	6
10. Stephanie Comeaux	2004-07	77	38-30	5

## FIELDING

### FIELDING PERCENTAGE (Minimum 350 total chances)

Player	Years	TC	PO	A	E	Pct.
1. Lindsay Hunley	2005-08	843	774	61	8	.991
2. Kate Jaspers	2001-04	1,244	1,178	51	15	.988
Jennifer Waterman	2001-04	941	835	95	11	.988
4. Sammie Jo Bailey	2006-09	1,447	1,321	99	27	.981
5. Cheri Smith	1998-01	1,687	1,430	223	34	.980
Kellie Wilkerson	1999-02	809	685	108	16	.980
Ali Bainbridge	2008-present	401	241	152	8	.980
8. Blair Hewett	2004-07	874	778	78	18	.979
9. Keri McCallum	1997-00	912	760	132	20	.978
10. Ilyhia McMichael	2001-04	388	336	42	10	.974

### TOTAL CHANCES

Player	Years	TC	PO	A	E	Pct.
1. Cheri Smith	1998-01	1,687	1,430	223	34	.980
2. Sammie Jo Bailey	2006-09	1,447	1,321	99	27	.981
3. Kate Jaspers	2001-04	1,244	1,178	51	15	.988
4. Karrie Rider	1997-00	1,126	446	614	66	.941
5. Courtney Bures	2005-08	1,057	378	617	62	.941
6. Jennifer Waterman	2001-04	941	835	95	11	.988



KELLIE WILKERSON

7. Keri McCallum	1997-00	912	760	132	20	.978
8. Jenny Hehnke	1997-00	875	448	373	54	.938
9. Blair Hewett	2004-07	874	778	78	18	.979
10. Chelsea Bramlett	2007-present	857	705	128	25	.971

## PUTOUTS

Player	Years	TC	PO	A	E	Pct.
1. Cheri Smith	1998-01	1,687	1,430	223	34	.980
3. Sammie Jo Bailey	2006-09	1,447	1,321	99	27	.981
2. Kate Jaspers	2001-04	1,244	1,178	51	15	.988
4. Jennifer Waterman	2001-04	941	835	95	11	.988
5. Nichole Henry	1997-00	856	779	45	32	.963
6. Blair Hewett	2004-07	874	778	78	18	.979
7. Lindsay Hunley	2005-08	843	774	61	8	.991
8. Keri McCallum	1997-00	912	760	132	20	.978
9. Chelsea Bramlett	2007-present	857	705	128	25	.971
10. Kellie Wilkerson	1999-02	809	685	108	16	.980

## ASSISTS

Player	Years	TC	PO	A	E	Pct.
1. Courtney Bures	2005-08	1,057	378	617	62	.941
1. Karrie Rider	1997-00	1,126	446	614	66	.941
2. Michelle Gates	1997-00	857	253	549	55	.936
3. Jennifer Jessup	2001-05	846	311	489	46	.946
5. Callie Williams	2003-06	827	364	418	45	.891
6. Tanelda McDonald	2002-05	577	150	390	37	.936
7. Jenny Hehnke	1997-00	775	448	373	54	.938
8. Jessie Bailey	2007-present	540	175	341	24	.956
9. Brooke Best	2000-03	627	337	258	32	.949
10. Cheri Smith	1998-01	1,687	1,430	223	34	.980

## ERRORS

Player	Years	TC	PO	A	E	Pct.
1. Karrie Rider	1997-00	1,126	446	614	66	.941
2. Courtney Bures	2005-08	1,057	378	617	62	.941
3. Michelle Gates	1997-00	857	253	549	55	.936
4. Jenny Hehnke	1997-00	775	448	373	54	.938
5. Jennifer Jessup	2001-05	846	311	489	46	.946
6. Callie Williams	2003-06	827	364	418	45	.891
7. Tanelda McDonald	2002-05	577	150	390	37	.936
8. Cheri Smith	1998-01	1,687	1,430	223	34	.980
9. Nichole Henry	1997-00	856	779	45	32	.963
10. Brooke Best	2000-03	627	337	258	32	.949

## DOUBLE PLAYS TURNED

Player	Years	PO	A	E	Pct.	DPs
1. Sammie Jo Bailey	2006-09	1,321	99	27	.981	53
2. Cheri Smith	1998-01	1,430	223	34	.980	51
3. Karrie Rider	1997-00	446	614	66	.941	39
Courtney Bures	2004-08	378	617	62	.941	39
5. Callie Williams	2003-06	364	418	45	.891	36
6. Brooke Best	2000-03	337	258	32	.949	34
7. Jenny Hehnke	1997-00	448	373	54	.938	33
8. Jennifer Jessup	2001-05	311	489	46	.946	32
9. Kate Jaspers	2001-04	1,244	1,178	51	.988	30
10. Lindsay Hunley	2005-08	774	61	8	.991	26





# ANNUAL LEADERS

## BATTING AVERAGE

Year	Player	Cl.	G	AB	H	Avg.
1983	Kristie Mellert	Fr.	18	55	20	.364
1984	Meg Hartnett	So.	31	100	30	.300
1985	Karen Shipley	Sr.	40	138	54	.391
1986	Sherri Jennings	Sr.	37	113	37	.327
1997	Keri McCallum	Fr.	54	157	67	.427
1998	Michelle Gates	So.	57	184	70	.380
1999	Kellie Wilkerson	Fr.	67	203	90	.443
2000	Kellie Wilkerson	So.	68	181	78	.431
2001	Kellie Wilkerson	Jr.	61	167	70	.419
2002	Kellie Wilkerson	Sr.	66	191	80	.419
2003	Iyhia McMichael	Jr.	64	186	75	.403
2004	Iyhia McMichael	Sr.	65	183	87	.475
2005	Courtney Bures	Fr.	66	209	81	.388
2006	Courtney Bures	So.	61	179	62	.346
2007	Chelsea Bramlett	Fr.	62	215	83	.386
2008	Chelsea Bramlett	So.	60	200	90	.450
2009	Chelsea Bramlett	Jr.	56	181	88	.486

## RUNS

Year	Player	Cl.	G	R	Avg.
1983	Kristie Mellert	Fr.	18	8	0.44
1984	Meg Hartnett	So.	31	13	0.42
1985	Melanie Morgan	Jr.	38	36	0.95
1986	Sherri Jennings	Sr.	37	30	0.81
1997	Jenny Hehnke	Fr.	56	44	0.79
1998	Michelle Gates	So.	57	47	0.82
1999	Keri McCallum	Jr.	67	57	0.85
2000	Keri McCallum	Sr.	71	64	0.90
2001	Kellie Wilkerson	Jr.	61	55	0.90
2002	Kellie Wilkerson	Sr.	66	51	0.77
2003	Iyhia McMichael	Jr.	64	63	0.98
2004	Iyhia McMichael	Sr.	65	83	1.28
2005	Courtney Bures	Fr.	66	49	0.74
2006	Hayle Guess	So.	61	39	0.64
2007	Chelsea Bramlett	Fr.	62	56	0.90
2008	Chelsea Bramlett	So.	60	52	0.87
2009	Chelsea Bramlett	Jr.	56	55	0.98

## RUNS PER GAME

Year	Player	Cl.	G	R	Avg.
1983	Kristie Mellert	Fr.	18	8	0.44
1984	Meg Hartnett	So.	31	13	0.42
1985	Melanie Morgan	Jr.	38	36	0.95
1986	Sherri Jennings	Sr.	37	30	0.81
1997	Jenny Hehnke	Fr.	56	44	0.79
1998	Michelle Gates	So.	57	47	0.82
1999	Keri McCallum	Jr.	67	57	0.85
2000	Keri McCallum	Sr.	71	64	0.90
2001	Kellie Wilkerson	Jr.	61	55	0.90
2002	Kellie Wilkerson	Sr.	66	51	0.77
2003	Iyhia McMichael	Jr.	64	63	0.98
2004	Iyhia McMichael	Sr.	65	83	1.28
2005	Courtney Bures	Fr.	66	49	0.74
2006	Hayle Guess	So.	61	39	0.64
2007	Chelsea Bramlett	Fr.	62	56	0.90
2008	Chelsea Bramlett	So.	60	52	0.87
2009	Chelsea Bramlett	Jr.	56	55	0.98

## HITS

Year	Player	Cl.	G	AB	H	Avg.
1983	Kristie Mellert	Fr.	18	55	20	.364
1984	Meg Hartnett	So.	31	100	30	.300
1985	Karen Shipley	Sr.	40	138	54	.391
1986	Sherri Jennings	Sr.	37	113	37	.327
1997	Jenny Hehnke	Fr.	56	194	71	.366
1998	Michelle Gates	So.	57	184	70	.380
1999	Kellie Wilkerson	Fr.	67	203	90	.443
2000	Keri McCallum	Sr.	71	243	100	.412
2001	Kellie Wilkerson	Jr.	61	167	70	.419
2002	Kellie Wilkerson	Sr.	66	191	80	.419
2003	Iyhia McMichael	Jr.	64	186	75	.403
2004	Iyhia McMichael	Sr.	65	183	87	.475
2005	Courtney Bures	Fr.	66	209	81	.388
2006	Courtney Bures	So.	61	179	62	.346
2007	Chelsea Bramlett	Fr.	62	215	83	.386
2008	Chelsea Bramlett	So.	60	200	90	.450
2009	Chelsea Bramlett	Jr.	56	181	88	.486

## DOUBLES

Year	Player	Cl.	G	2B	Avg.
1983	Kristie Mellert	Fr.	18	3	0.17
1984	Meg Hartnett	So.	31	5	0.16
1985	Karen Shipley	Sr.	40	9	0.23
1986	Connie Pendley	So.	35	4	0.11
1997	Michelle Gates	Fr.	56	16	0.29
1998	Michelle Gates	So.	57	15	0.26
1999	Keri McCallum	Jr.	67	22	0.33
2000	Kellie Wilkerson	So.	68	14	0.21
2001	Kellie Wilkerson	Jr.	61	12	0.20
2002	Kellie Wilkerson	Sr.	66	18	0.27
2003	Jennifer Waterman	Jr.	52	18	0.35
2004	Iyhia McMichael	Sr.	65	16	0.25
2005	Courtney Bures	Fr.	66	16	0.24
2006	Hayle Guess	So.	61	10	0.16
2007	Courtney Bures	Jr.	61	13	0.21
2008	Courtney Bures	Sr.	63	14	0.22
2009	Ka'ili Smith	Fr.	56	11	0.20

## DOUBLES PER GAME

Year	Player	Cl.	G	2B	Avg.
1983	Kristie Mellert	Fr.	18	3	0.17

1984	Meg Hartnett	So.	31	5	0.16
1985	Karen Shipley	Sr.	40	9	0.23
1986	Connie Pendley	So.	35	4	0.11
1997	Michelle Gates	Fr.	56	16	0.29
1998	Michelle Gates	So.	57	15	0.26
1999	Keri McCallum	Jr.	67	22	0.33
2000	Kellie Wilkerson	So.	68	14	0.21
2001	Kellie Wilkerson	Jr.	61	12	0.20
2002	Kellie Wilkerson	Sr.	66	18	0.27
2003	Jennifer Waterman	Jr.	52	18	0.35
2004	Iyhia McMichael	Sr.	65	16	0.25
2005	Courtney Bures	Fr.	66	16	0.24
2006	Hayle Guess	So.	61	10	0.16
2007	Courtney Bures	Jr.	61	13	0.21
2008	Courtney Bures	Sr.	63	14	0.22
2009	Ka'ili Smith	Fr.	56	11	0.20
	Courtney Nesbit	So.	46	9	0.20

## TRIPLES

Year	Player	Cl.	G	3B	Avg.
1983	Kristie Mellert	Fr.	18	2	0.11
1984	Meg Hartnett	So.	31	3	0.10
1985	Melanie Morgan	Jr.	38	7	0.18
1986	Sherri Jennings	Sr.	37	2	0.05
	Melanie Morgan	Sr.	38	2	0.05
	Cindy McCain	So.	34	2	0.06
	Bonnie McWatters	Jr.	31	2	0.06
1997	Keri McCallum	Fr.	54	11	0.20
1998	Michelle Gates	So.	57	10	0.18
1999	Keri McCallum	Jr.	67	10	0.15
2000	Keri McCallum	Sr.	71	11	0.15
2001	Iyhia McMichael	Fr.	62	3	0.05
2002	Iyhia McMichael	So.	67	8	0.12
2003	Jennifer Nelson	Sr.	64	7	0.11
2004	Iyhia McMichael	Sr.	65	10	0.15
2005	Courtney Bures	Fr.	66	5	0.08
2006	Courtney Bures	So.	61	6	0.10
2007	Nakita Boyce	Jr.	61	6	0.10
2008	Hayle Guess	Sr.	63	4	0.06
	Nakita Boyce	Sr.	63	4	0.06
2009	Ka'ili Smith	Fr.	56	4	0.07

## TRIPLES PER GAME

Year	Player	Cl.	G	3B	Avg.
1983	Kristie Mellert	Fr.	18	2	0.11
1984	Meg Hartnett	So.	31	3	0.10
1985	Melanie Morgan	Jr.	38	7	0.18
1986	Bonnie McWatters	Jr.	31	2	0.06
1997	Keri McCallum	Fr.	54	11	0.20
1998	Michelle Gates	So.	57	10	0.18
1999	Keri McCallum	Jr.	67	10	0.15
2000	Keri McCallum	Sr.	71	11	0.15
2001	Iyhia McMichael	Fr.	62	3	0.05
2002	Iyhia McMichael	So.	67	8	0.12
2003	Jennifer Nelson	Sr.	64	7	0.11
2004	Iyhia McMichael	Sr.	65	10	0.15
2005	Courtney Bures	Fr.	66	5	0.08
2006	Courtney Bures	So.	61	6	0.10
2007	Nakita Boyce	Jr.	61	6	0.10
2008	Hayle Guess	Sr.	63	4	0.06
	Nakita Boyce	Sr.	63	4	0.06
2009	Ka'ili Smith	Fr.	56	4	0.07

## HOME RUNS

Year	Player	Cl.	G	HR	Avg.
1983	Kristie Mellert	Fr.	18	3	0.17
1984	Meg Hartnett	So.	31	2	0.06



MICHELLE GATES

# ANNUAL LEADERS



1985	Meg Hartnett	Jr.	40	6	0.15
1986	Melanie Morgan	Sr.	38	8	0.21
1997	Michelle Gates	Fr.	56	5	0.09
1998	Michelle Gates	So.	57	6	0.11
1999	Kellie Wilkerson	Fr.	67	13	0.19
2000	Kellie Wilkerson	So.	68	8	0.12
2001	Kellie Wilkerson	Jr.	61	14	0.23
2002	Kellie Wilkerson	Sr.	66	9	0.14
2003	Iyhia McMichael	Jr.	64	18	0.28
2004	Iyhia McMichael	Sr.	65	10	0.15
2005	Courtney Bures	Fr.	66	17	0.26
2006	Sammie Jo Bailey	Fr.	57	8	0.14
2007	Hayle Guess	Jr.	62	6	0.10
2008	Hayle Guess	Sr.	63	7	0.11
2009	Ali Bainbridge	So.	56	4	0.07
	Jessie Bailey	Jr.	56	4	0.07

## HOME RUNS PER GAME

Year	Player	Cl.	G	HR	Avg.
1983	Kristie Mellert	Fr.	18	3	0.17
1984	Meg Hartnett	So.	31	2	0.06
1985	Meg Hartnett	Jr.	40	6	0.15
1986	Melanie Morgan	Sr.	38	8	0.21
1997	Michelle Gates	Fr.	56	5	0.09
1998	Michelle Gates	So.	57	6	0.11
1999	Kellie Wilkerson	Fr.	67	13	0.19
2000	Kellie Wilkerson	So.	68	8	0.12
2001	Kellie Wilkerson	Jr.	61	14	0.23
2002	Kellie Wilkerson	Sr.	66	9	0.14
2003	Iyhia McMichael	Jr.	64	18	0.28
2004	Iyhia McMichael	Sr.	65	10	0.15
2005	Courtney Bures	Fr.	66	17	0.26
2006	Sammie Jo Bailey	Fr.	57	8	0.14
2007	Hayle Guess	Jr.	62	6	0.10
2008	Hayle Guess	Sr.	63	7	0.11
2009	Ali Bainbridge	So.	56	4	0.07
	Jessie Bailey	Jr.	56	4	0.07
	Courtney Moore	Fr.	45	3	0.07

## RUNS BATTED IN

Year	Player	Cl.	G	RBI	Avg.
1983	Kristie Mellert	Fr.	18	3	0.17
1984	Meg Hartnett	So.	31	14	0.45
1985	Meg Hartnett	Jr.	40	34	0.85
1986	Melanie Morgan	Sr.	38	29	0.76
1997	Michelle Gates	Fr.	56	48	0.86
1998	Michelle Gates	So.	57	35	0.61
1999	Kellie Wilkerson	Fr.	67	65	0.97
2000	Kellie Wilkerson	So.	68	43	0.63
	Karrie Rider	Sr.	71	43	0.61
2001	Kellie Wilkerson	Jr.	61	33	0.54
2002	Iyhia McMichael	So.	67	48	0.72
2003	Iyhia McMichael	Jr.	64	63	0.98
2004	Jennifer Waterman	Sr.	64	55	0.86
2005	Courtney Bures	Fr.	66	54	0.82
2006	Courtney Bures	So.	61	37	0.61
2007	Courtney Bures	Jr.	61	56	0.92
2008	Courtney Bures	Sr.	63	46	0.42
2009	Ka'ili Smith	Fr.	56	35	0.63

## RUNS BATTED IN PER GAME

Year	Player	Cl.	G	RBI	Avg.
1983	Kristie Mellert	Fr.	18	3	0.17
1984	Meg Hartnett	So.	31	14	0.45
1985	Meg Hartnett	Jr.	40	34	0.85
1986	Melanie Morgan	Sr.	38	29	0.76
1997	Michelle Gates	Fr.	56	48	0.86
1998	Michelle Gates	So.	57	35	0.61
1999	Kellie Wilkerson	Fr.	67	65	0.97
2000	Kellie Wilkerson	So.	68	43	0.63
2001	Kellie Wilkerson	Jr.	61	33	0.54
2002	Iyhia McMichael	So.	67	48	0.72
2003	Iyhia McMichael	Jr.	64	63	0.98
2004	Jennifer Waterman	Sr.	64	55	0.86
2005	Courtney Bures	Fr.	66	54	0.82
2006	Courtney Bures	So.	61	37	0.61
2007	Courtney Bures	Jr.	61	56	0.92
2008	Courtney Bures	Sr.	63	46	0.42
2009	Ka'ili Smith	Fr.	56	35	0.63

## GAME-WINNING RUNS BATTED IN

Year	Player	Cl.	G	RBI	GW
1997	Michelle Gates	Fr.	56	48	7
1998	Cheri Smith	Fr.	57	25	7
1999	Kellie Wilkerson	Fr.	67	65	12
2000	Michelle Gates	Sr.	69	36	9
2001	Kellie Wilkerson	Jr.	61	33	8
2002	Iyhia McMichael	So.	67	48	9
2003	Iyhia McMichael	Jr.	64	63	7
2004	Jennifer Waterman	Sr.	64	55	12
2005	Courtney Bures	Fr.	66	54	7
2006	Courtney Bures	So.	61	37	7
2007	Courtney Bures	Jr.	61	56	10
2008	Hayle Guess	Sr.	63	39	6
2009	Ali Bainbridge	So.	56	30	4
	Courtney Moore	Fr.	45	22	4
	Jessie Spain	So.	41	13	4

## GAME-WINNING RUNS SCORED

Year	Player	Cl.	G	R	GW
1997	Jenny Hehnke	Fr.	56	44	7
1998	Keri McCallum	So.	55	34	7



KERI MCCALLUM

1999	Keri McCallum	Jr.	67	57	15
2000	Keri McCallum	Sr.	71	64	22
2001	Kellie Wilkerson	Jr.	61	55	10
2002	Kellie Wilkerson	Sr.	66	51	7
2003	Jennifer Nelson	Sr.	64	45	8
2004	Iyhia McMichael	Sr.	65	83	20
2005	Courtney Bures	Fr.	66	49	8
2006	Hayle Guess	So.	61	39	11
2007	Chelsea Bramlett	Jr.	62	56	9
2008	Chelsea Bramlett	So.	60	52	9
2009	Chelsea Bramlett	Jr.	56	55	11

## SLUGGING PERCENTAGE

Year	Player	Cl.	G	AB	H	TB	Pct.
1983	Kristie Mellert	Fr.	18	55	20	33	.600
1984	Meg Hartnett	So.	31	100	30	47	.470
1985	Melanie Morgan	Jr.	38	118	43	77	.653
1986	Melanie Morgan	Sr.	38	113	35	65	.575
1997	Keri McCallum	Fr.	54	157	67	97	.618
1998	Michelle Gates	So.	57	184	70	123	.668
1999	Kellie Wilkerson	Fr.	67	203	90	152	.749
2000	Kellie Wilkerson	So.	68	181	78	120	.663
2001	Kellie Wilkerson	Jr.	61	167	70	128	.766
2002	Kellie Wilkerson	Sr.	66	191	80	129	.675
2003	Iyhia McMichael	Jr.	64	186	75	149	.801
2004	Iyhia McMichael	Sr.	65	183	87	153	.836
2005	Courtney Bures	Fr.	66	209	81	158	.756
2006	Courtney Bures	So.	61	179	62	98	.547
2007	Courtney Bures	Jr.	61	181	64	93	.514
2008	Courtney Bures	Sr.	63	186	74	107	.575
2009	Chelsea Bramlett	Jr.	56	181	88	99	.547

## ON BASE PERCENTAGE (Minimum 125 At-Bats)

Year	Player	Cl.	G	AB	H	BB	Pct.
1997	Keri McCallum	Fr.	54	157	67	9	.469
1998	Michelle Gates	So.	57	184	70	16	.439
1999	Kellie Wilkerson	Fr.	67	203	90	30	.519
2000	Kellie Wilkerson	So.	68	181	78	49	.553
2001	Kellie Wilkerson	Jr.	61	167	70	48	.555
2002	Kellie Wilkerson	Sr.	66	191	80	50	.550
2003	Iyhia McMichael	Jr.	64	186	75	38	.502
2004	Iyhia McMichael	Sr.	65	183	87	51	.595
2005	Courtney Bures	Fr.	66	209	81	12	.426
2006	Courtney Bures	So.	61	179	62	15	.406
	Katie Cooley	Jr.	57	144	41	31	.406
2007	Courtney Bures	Jr.	61	181	64	20	.452
2008	Chelsea Bramlett	So.	60	200	90	12	.484
2009	Chelsea Bramlett	Jr.	56	181	88	19	.532

## TOTAL BASES

Year	Player	Cl.	G	AB	H	TB	Pct.
1983	Kristie Mellert	Fr.	18	55	20	33	.600
1984	Meg Hartnett	So.	31	100	30	47	.470
1985	Meg Hartnett	Jr.	40	133	43	85	.639
1986	Melanie Morgan	Sr.	38	113	35	65	.575
1997	Michelle Gates	Fr.	56	182	62	99	.544
1998	Michelle Gates	So.	57	184	70	123	.668
1999	Kellie Wilkerson	Fr.	67	203	90	152	.749
2000	Keri McCallum	Sr.	71	243	100	145	.597
2001	Kellie Wilkerson	Jr.	61	167	70	128	.766
2002	Kellie Wilkerson	Sr.	66	191	80	129	.675
2003	Iyhia McMichael	Jr.	64	186	75	149	.801
2004	Iyhia McMichael	Sr.	65	183	87	153	.836
2005	Courtney Bures	Fr.	66	209	81	158	.756
2006	Courtney Bures	So.	61	179	62	98	.547
2007	Chelsea Bramlett	Fr.	62	215	83	95	.427
2008	Courtney Bures	Sr.	63	186	74	107	.477
2009	Chelsea Bramlett	Jr.	56	181	88	99	.532

## STOLEN BASES

Year	Player	Cl.	G	SB	SBA	Avg.
1986	Sherri Jennings	Sr.	37	11	12	0.30
1997	Keri McCallum	Fr.	54	27	38	0.50
1998	Michelle Gates	So.	57	30	36	0.53
1999	Michelle Gates	Jr.	65	17	25	0.26



2010 BULLDOG SOFTBALL





# ANNUAL LEADERS

2000	Keri McCallum	Sr.	71	31	34	0.44
2001	Kellie Wilkerson	Jr.	61	35	43	0.57
2002	Iyhia McMichael	So.	67	36	40	0.54
2003	Iyhia McMichael	Jr.	64	36	37	0.56
2004	Iyhia McMichael	Sr.	65	41	48	0.63
2005	Courtney Bures	Fr.	66	18	24	0.27
2006	Hayle Guess	So.	61	23	25	0.38
2007	Chelsea Bramlett	Fr.	62	46	50	0.74
2008	Chelsea Bramlett	So.	60	46	50	0.77
2009	Chelsea Bramlett	Jr.	56	54	60	0.96

## STOLEN BASES PER GAME

Year	Player	Cl.	G	SB	SBA	Avg.
1986	Bonnie McWatters	Jr.	31	10	11	0.32
1997	Keri McCallum	Fr.	54	27	38	0.50
1998	Michelle Gates	So.	57	30	36	0.53
1999	Michelle Gates	Jr.	65	17	25	0.26
2000	Keri McCallum	Sr.	71	31	34	0.44
2001	Kellie Wilkerson	Jr.	61	35	43	0.57
2002	Iyhia McMichael	So.	67	36	40	0.54
2003	Iyhia McMichael	Jr.	64	36	37	0.56
2004	Iyhia McMichael	Sr.	65	41	48	0.63
2005	Courtney Bures	Fr.	66	18	24	0.27
2006	Hayle Guess	So.	61	23	25	0.38
2007	Chelsea Bramlett	Fr.	62	46	50	0.74
2008	Chelsea Bramlett	So.	60	46	50	0.77
2009	Chelsea Bramlett	Jr.	56	54	60	0.96

## BASES ON BALLS

Year	Player	Cl.	G	BB	Avg.
1983	Kristie Mellert	Fr.	18	12	0.67
1984	Meg Hartnett	So.	31	8	0.26
1985	Missy Herbert	Sr.	40	20	0.50
1986	Sherri Jennings	Sr.	37	12	0.32
1997	Karrie Rider	Fr.	53	18	0.34
1998	Cheri Smith	Fr.	57	30	0.53
1999	Kellie Wilkerson	Fr.	67	30	0.45
2000	Kellie Wilkerson	So.	68	49	0.72
2001	Kellie Wilkerson	Jr.	61	48	0.79
2002	Kellie Wilkerson	Sr.	66	50	0.76
2003	Iyhia McMichael	Jr.	64	38	0.59
2004	Iyhia McMichael	Sr.	65	51	0.78
2005	Katie Cooley	So.	62	29	0.47
2006	Katie Cooley	Jr.	57	31	0.54
2007	Courtney Bures	Jr.	61	20	0.33
	Katie Cooley	Sr.	54	20	0.37
2008	Courtney Bures	Sr.	63	27	0.43
2009	Ka'ili Smith	Fr.	56	22	0.39

## BASES ON BALLS PER GAME

Year	Player	Cl.	G	BB	Avg.
1983	Kristie Mellert	Fr.	18	12	0.67
1984	Meg Hartnett	So.	31	8	0.26
1985	Missy Herbert	Sr.	40	20	0.50
1986	Sherri Jennings	Sr.	37	12	0.32
1997	Karrie Rider	Fr.	53	18	0.34
1998	Cheri Smith	Fr.	57	30	0.53
1999	Kellie Wilkerson	Fr.	67	30	0.45
2000	Kellie Wilkerson	So.	68	49	0.72
2001	Kellie Wilkerson	Jr.	61	48	0.79
2002	Kellie Wilkerson	Sr.	66	50	0.76
2003	Iyhia McMichael	Jr.	64	38	0.59
2004	Iyhia McMichael	Sr.	65	51	0.78
2005	Katie Cooley	So.	62	29	0.47
2006	Katie Cooley	Jr.	57	31	0.54
2007	Katie Cooley	Sr.	54	20	0.37
2008	Courtney Bures	Sr.	63	27	0.43
2009	Ka'ili Smith	Fr.	56	22	0.39

## TOUGHEST TO STRIKE OUT

Year	Player	Cl.	G	AB	SO	Avg.
1983	Susan Akins	Fr.	17	46	1	46.0
1984	Kristi Watson	So.	31	101	8	12.6
1985	Missy Herbert	Sr.	40	126	9	14.0
1986	Sherri Jennings	Sr.	37	113	12	9.4
1997	Jenny Hehnke	Fr.	56	194	8	24.3
1998	Keri McCallum	So.	55	183	7	26.1
1999	Keri McCallum	Jr.	67	235	5	47.0
2000	Keri McCallum	Sr.	71	243	13	18.7
2001	Kellie Wilkerson	Jr.	61	167	14	11.9
2002	Iyhia McMichael	So.	67	207	26	8.0
2003	Jennifer Nelson	Sr.	64	208	16	13.0
2004	Iyhia McMichael	Sr.	65	183	18	10.2
2005	Courtney Bures	Fr.	66	209	14	14.9
2006	Courtney Bures	So.	61	179	11	16.3
2007	Courtney Bures	Jr.	61	181	11	16.5
2008	Courtney Bures	Sr.	63	186	10	18.6
2009	Chelsea Bramlett	Jr.	56	181	6	30.2

## EARNED RUN AVERAGE

Year	Player	Cl.	APP	IP	R	ER	ERA
1983	Susan Akins	Fr.	16	110.0	57	31	2.54
1984	Vicki Bonar	Jr.	21	125.0	62	35	1.96
1985	Kim Davis	Fr.	24	141.1	48	32	1.58
1986	Kim Davis	So.	21	97.2	22	11	1.01
1997	Michelle Gates	Fr.	31	176.0	79	48	1.91
1998	Autumn Anderson	Jr.	50	275.2	75	42	1.07
1999	Autumn Anderson	Sr.	51	254.0	98	77	2.12
2000	Jennifer Pursell	Fr.	50	256.2	93	73	1.99
2001	Kellie Wilkerson	Jr.	31	47.2	4	3	0.44
2002	Kellie Wilkerson	Sr.	41	74.2	36	19	1.78
2003	Melissa Massey	So.	41	198.2	118	93	3.28

2004	Kelli Miller	Fr.	30	131.1	66	36	1.92
2005	Kelli Miller	So.	32	135.0	69	46	2.39
2006	Stephanie Comeaux	Jr.	29	155.2	55	39	1.75
2007	Sara Hickerson	Sr.	45	100.2	48	28	1.95
2008	Misty Flesher	Fr.	38	179.1	60	54	2.11
2009	Lindsey Dunlap	Fr.	43	217.2	112	106	3.41

## STRIKEOUTS

Year	Player	Cl.	APP	IP	SO	Avg.
1983	Susan Akins	Fr.	16	110.0	27	1.72
1984	Vicki Bonar	Jr.	21	125.0	34	1.90
1985	Vicki Bonar	Sr.	22	132.0	73	3.87
1986	Cathy Pippins	Fr.	20	87.1	35	2.81
1997	Michelle Gates	Fr.	31	176.0	76	3.02
1998	Autumn Anderson	Jr.	50	275.2	246	6.25
1999	Autumn Anderson	Sr.	51	254.0	160	4.41
2000	Jennifer Pursell	Fr.	50	256.2	143	3.90
2001	Jennifer Pursell	So.	43	198.0	107	3.78
2002	Kasey Whitehead	Sr.	53	221.2	95	3.00
2003	Melissa Massey	So.	41	198.2	96	3.38
2004	Melissa Massey	Jr.	37	180.0	115	4.47
2005	Stephanie Comeaux	So.	35	141.2	105	5.19
2006	Ragan Blake	So.	37	192.2	183	6.65
2007	Kelli Miller	Sr.	38	165.0	85	3.60
2008	Misty Flesher	Fr.	38	179.1	119	4.64
2009	Lindsey Dunlap	Fr.	43	217.2	161	5.20

## STRIKEOUT RATIO (Strikeouts Per Seven Innings)

Year	Player	Cl.	G	IP	SO	Avg.
1983	Susan Akins	Fr.	16	110	27	1.72
1984	Sharon Hooper	Fr.	16	75.2	26	2.41
1985	Vicki Bonar	Sr.	22	132.0	73	3.87
1986	Cathy Pippins	Fr.	20	87.1	35	2.81
1997	Michelle Gates	Fr.	31	176.0	76	3.02
1998	Autumn Anderson	Jr.	50	275.2	246	6.25
1999	Autumn Anderson	Sr.	51	254.0	160	4.41
2000	Jennifer Pursell	Fr.	50	256.2	143	3.90
2001	Kellie Wilkerson	Jr.	31	47.2	48	7.05
2002	Kellie Wilkerson	Sr.	41	74.2	77	7.22
2003	Melissa Massey	Jr.	41	198.2	96	3.38
2004	Melissa Massey	Jr.	37	180.0	115	4.47
2005	Melissa Massey	Sr.	17	66.1	62	6.54
2006	Ragan Blake	So.	37	192.2	183	6.65
2007	Sara Hickerson	Sr.	45	100.2	72	5.00
2008	Misty Flesher	Fr.	38	179.1	119	4.64
2009	Lindsey Dunlap	Fr.	43	217.2	161	5.18

## VICTORIES

Year	Player	Cl.	APP	IP	W	L	Pct.
1983	Susan Akins	Fr.	16	110.0	3	11	0.214
1984	Vicki Bonar	Jr.	21	125.0	8	11	0.421
1985	Kim Davis	Fr.	24	141.1	17	5	0.773
1986	Kim Davis	So.	21	97.2	11	4	0.733
1997	Michelle Gates	Fr.	31	176.0	15	11	0.577
1998	Autumn Anderson	Jr.	50	275.2	26	13	0.667
1999	Autumn Anderson	Sr.	51	254.0	23	13	0.639
2000	Jennifer Pursell	Fr.	50	256.2	26	16	0.619
2001	Jennifer Pursell	So.	43	198.0	16	13	0.552
2002	Kasey Whitehead	Sr.	53	221.2	20	14	0.588
2003	Melissa Massey	So.	41	198.2	22	12	0.647
2004	Melissa Massey	Jr.	37	180.0	18	9	0.667
2005	Kelli Miller	So.	32	135.0	14	12	0.538
2006	Ragan Blake	So.	37	192.2	16	15	0.516
2007	Kelli Miller	Sr.	38	165.0	18	11	0.620
2008	Misty Flesher	Fr.	38	179.1	20	10	0.667
2009	Lindsey Dunlap	Fr.	43	217.2	17	16	0.515

## SAVES

Year	Player	Cl.	APP	IP	ERA	SV
1997	Michelle Gates	Fr.	31	176.0	1.91	1
1998	Autumn Anderson	Jr.	50	275.2	1.07	3
1999	Kellie Wilkerson	Fr.	33	85.2	2.12	8
2000	Jennifer Pursell	Fr.	50	256.2	1.99	4
2001	Kellie Wilkerson	Jr.	31	47.2	0.44	10
2002	Kellie Wilkerson	Sr.	41	74.2	1.78	14
2003	Stephanie Owens	Fr.	16	26.2	6.04	5
2004	Stephanie Comeaux	Fr.	27	82.1	1.96	3
2005	Ragan Blake	Fr.	28	67.0	2.82	7
2006	Kelli Miller	Jr.	10	23.1	2.70	1
2007	Sara Hickerson	Sr.	45	100.2	1.95	10
2008	Elizabeth Woolven	Fr.	24	59.2	2.35	4
2009	Lindsey Dunlap	Fr.	43	217.2	3.41	4

## FIELDING PERCENTAGE (Minimum 125 Chances)

Year	Player	Cl.	TC	PO	A	E	Pct.
1997	Alicia Judd	Sr.	124	77	45	2	.984
1998	Cheri Smith	Fr.	411	374	31	6	.985
1999	Cheri Smith	So.	499	459	35	5	.990
2000	Keri McCallum	Sr.	252	204	46	2	.992
2001	Kate Jaspers	Fr.	314	300	10	4	.987
2002	Kellie Wilkerson	Sr.	511	447	58	6	.988
2003	Kate Jaspers	Jr.	476	446	27	3	.994
2004	Jennifer Waterman	Sr.	381	343	35	3	.992
2005	Lindsay Hunley	Fr.	462	438	22	2	.996
2006	Blair Hewett	Jr.	311	283	27	1	.997
2007	Sammie Jo Bailey	So.	498	477	15	6	.988
2008	Chelsea Bramlett	So.	273	252	19	2	.993
2009	Chelsea Bramlett	Jr.	308	286	19	3	.990

# TEAM RECORDS



## BATTING

**AT-BATS (EIGHT OR MORE INNINGS)**  
48 vs. Texas, March 1, 2002 (14 inn.)

**AT-BATS (SEVEN OR FEWER INNINGS)**  
41 vs. Alabama State, March 1, 1997

**RUNS**  
30 vs. Alabama State, March 1, 1997

**HITS**  
21 vs. Alabama State, March 1, 1997

**DOUBLES**  
6 vs. Louisiana-Monroe, February 8, 2009

**TRIPLES**  
6 vs. Alabama A&M, February 20, 2004

**HOME RUNS**  
5 vs. Alabama State, March 1, 1997

**TOTAL BASES**  
43 vs. Alabama State, March 1, 1997

**RUNS BATTED IN**  
30 vs. Alabama State, March 1, 1997

**BASES ON BALLS**  
13 vs. Alcorn State, February 22, 1997  
13 vs. Seton Hall, February 23, 2007

**STOLEN BASES**  
10 vs. Alcorn State, February 22, 1997

AT BATS	No.	vs. Opponent	Date
1.	48	vs. Texas (14 Innings)	3/1/02
2.	45	at Kentucky (11 Innings)	4/11/97
3.	44	at Mississippi (11 Innings)	3/19/99
4.	43	at LSU (11 Innings)	3/19/02
5.	41	vs. Alabama State	3/1/97
6.	40	vs. Long Beach State	3/11/06
7.	40	vs. LSU	3/26/03
8.	39	vs. Louisiana-Monroe	2/8/09
9.	39	vs. Jackson State	2/7/04
10.	39	at Mississippi (11 Innings)	3/27/01

RUNS	No.	vs. Opponent	Date
1.	30	vs. Alabama State	3/1/97
2.	25	vs. Tennessee Tech	3/16/85
3.	25	vs. Jackson State	2/7/04
4.	23	vs. Seton Hall	2/23/07
5.	21	vs. Fairleigh Dickinson	3/15/83
6.	19	vs. Alcorn State	2/22/97
7.	19	vs. Charleston Southern	3/7/08
8.	18	vs. Alabama State	3/2/97
9.	18	vs. Jackson State	2/8/04
10.	17	vs. Georgia State	3/15/85

HITS	No.	vs. Opponent	Date
1.	21	vs. Alabama State	3/1/97
2.	20	vs. Louisiana-Monroe	2/8/09
3.	19	vs. Long Beach State	3/11/06
4.	18	at Tennessee	3/31/01
5.	17	vs. Wisconsin	2/7/03
6.	17	vs. LSU	3/26/03
7.	17	at Southern Miss	4/24/07
8.	16	vs. Auburn	5/1/00
9.	16	vs. Winthrop	2/17/01
10.	16	vs. Samford	2/16/03
11.	16	vs. Jackson State	2/7/04
12.	16	vs. Tennessee Tech	2/24/07
13.	16	vs. Hawaii	5/15/08

DOUBLES	No.	vs. Opponent	Date
1.	6	vs. Louisiana-Monroe	2/8/09
2.	5	vs. Auburn	4/30/00
3.	5	vs. Oakland University	2/27/02
4.	5	vs. South Carolina	3/7/04
5.	5	vs. Long Beach State	2/19/06
6.	4	20 Times	

TRIPLES	No.	vs. Opponent	Date
1.	6	vs. Alabama A&M	2/20/04
2.	4	vs. East Tennessee State	3/11/06
3.	4	vs. Ole Miss	4/7/07
4.	3	vs. Belmont	2/19/00
5.	3	at Mississippi	4/9/03
6.	3	vs. Mississippi Valley State	2/21/04

HOME RUNS	No.	vs. Opponent	Date
1.	5	vs. Alabama State	3/1/97
2.	3	at Tennessee	3/31/01
3.	3	at Tennessee	4/1/01
4.	3	at Coastal Carolina	3/12/03
5.	3	at Mississippi	4/10/03
6.	3	vs. Mississippi Valley State	2/6/05
7.	3	vs. Troy	3/5/05
8.	3	at Florida	4/24/05
9.	3	vs. Seton Hall	3/23/07
10.	3	at Mississippi Valley State	2/25/09

## WALKS

	No.	vs. <i>Opponent</i>	Date
1.	13	vs. Alcorn State	2/22/97
	13	vs. Seton Hall	3/23/07
3.	11	vs. Louisiana-Monroe	2/14/98
	11	vs. Mississippi Valley State at UAB	2/14/03 3/8/05
6.	10	vs. Ole Miss	4/7/07
7.	9	vs. Alabama State	3/1/97
	9	vs. Alabama State	3/2/97
10.	9	vs. East Tennessee State	2/17/06
	8	Seven Times	

## RUNS BATTED IN

	No.	vs. Opponent	Date
1.	30	vs. Alabama State	3/1/97
2.	22	vs. Seton Hall	2/23/07
3.	19	vs. Jackson State	2/7/04
4.	16	vs. Charleston Southern	3/7/08
5.	15	vs. Alabama State	3/2/97
	15	vs. Samford	2/16/03
7.	13	vs. Winthrop	2/17/01
	13	at Tennessee	3/31/01
	13	at Mississippi	4/9/03
	13	vs. Jackson State	2/8/04
	13	vs. LSU	3/30/05
	13	vs. Middle Tennessee State	3/28/06
	13	at Hawaii	3/6/09

## TOTAL BASES

	No.	vs. <i>Opponent</i>	<i>Date</i>
1.	43	vs. Alabama State	3/1/97
2.	33	vs. Long Beach State	3/11/06
3.	31	at Tennessee	3/31/01
4.	30	vs. Alabama A&M	2/20/04
5.	29	at Mississippi	4/9/03
	29	vs. Louisiana-Monroe	2/8/09
7.	27	vs. Auburn	5/1/00
8.	26	vs. Seton Hall	2/23/07
9.	25	vs. Belmont	2/19/00
	25	at Georgia	4/22/07
	25	vs. Samford	2/16/03
	25	at Southern Miss	4/24/07

## STOLEN BASES

	No.	vs. Opponent	Date
1.	10	vs. Alcorn State	2/22/97
2.	8	vs. Belmont	2/13/02
3.	7	vs. Utah State	2/13/99
	7	vs. Auburn	5/1/00
	7	vs. UAB	3/4/08
	7	at Mississippi Valley State	2/25/09
7.	6	vs. Jacksonville State	3/15/00
	6	vs. Temple	3/9/02
	6	vs. Kentucky	4/3/08
10.	5	17 Times	

## STRIKEOUTS

	<i>No.</i>	<i>vs. Opponent</i>	<i>Date</i>
1.	23	vs. Texas (14 Innings)	3/1/02
2.	17	at Texas	5/21/05
3.	14	vs. South Carolina (9 Innings)	3/17/02
	14	at LSU	3/16/02
	14	vs. UCLA	3/12/06
6.	13	vs. Florida	3/11/98
	13	vs. Arkansas	4/1/00
	13	vs. Southern Mississippi	3/12/99
	13	vs. Florida Atlantic	3/3/02
	13	at Tennessee	3/17/07
	13	at Tennessee	3/18/07

## RUNNERS LEFT ON BASE

	<i>No.</i>	<i>vs. Opponent</i>	<i>Date</i>
1.	14	vs. Georgia	3/24/01
	14	vs. Alabama	4/21/02
3.	13	vs. LSU	3/26/03
	13	vs. Nebraska	2/24/07
	13	vs. LSU	4/14/07
7.	13	vs. Pacific	5/18/07
	12	vs. Stanford	3/3/00
	12	vs. Georgia Southern	3/10/00
	12	vs. Troy	2/19/05
	12	vs. Seton Hall	2/23/07
	12	vs. Mercer	2/24/08

## FIELDING

### ERRORS

7 vs. Arkansas, March 29, 1997

### ERRORS

	No.	vs. Opponent	Date
1.	7	vs. Arkansas	3/29/97
2.	6	at Arkansas	4/27/02
	6	vs. Georgia	5/11/02
	6	vs. Cal	2/25/05
	6	vs. LSU	3/31/05
6.	5	12 Times	

## DOUBLE PLAYS

	No.	vs. Opponent	Date
1.	3	vs. Mississippi	3/18/00
	3	vs. Auburn	4/4/01
	3	vs. Stanford	3/9/02
	3	at LSU	3/19/02
	3	vs. Troy	2/19/05
5.	2	25 Times	

## MISCELLANEOUS

### LARGEST WINNING MARGIN

30 vs. Alabama State, 30-0, March 1, 1997

### LARGEST SHUTOUT MARGIN

30 vs. Alabama State, 30-0, March 1, 1997







# TEAM RECORDS

## BATTING

### RUNS

337 - 2004 (65 games)

### RUNS PER GAME

6.47 - 1986 (246 in 38 games)

### HITS

550 - 2000 (71 games)

### BATTING AVERAGE

.311 - 2008 (517-of-1,660)

### DOUBLES

88 - 2002 (67 games)

### DOUBLES PER GAME

1.31 - 2002 (88 in 67 games)

### TRIPLES

27 - 2x, last 2003 (64 games)

### TRIPLES PER GAME

0.74 - 1984 (23 in 31 games)

### HOME RUNS

47 - 2005 (66 games)

### HOME RUNS PER GAME

0.71 - 2005 (47 in 66 games)

### TOTAL BASES

781 - 2003 (64 games)

### SLUGGING PERCENTAGE

.451 - 2003 (781 total bases in 1,730 at-bats)

### RUNS BATTED IN

293 - 2004 (65 games)

### BASES ON BALLS

191 - 2002 (67 games)

### BASES ON BALLS PER GAME

2.85 - 2002 (191 in 67 games)

### STOLEN BASES

126 - 2008 (63 games)

### STOLEN BASES PER GAME

2.00 - 2008 (126 in 63 games)

### STOLEN BASE PERCENTAGE

0.89 - 2007 (116 of 131)

### STOLEN BASE PERCENTAGE (100 ATT.)

0.89 - 2007 (116 of 131)

### RUNS PER GAME

Year	G	Runs	Avg.
1. 1986	38	246	6.47
2. 1985	40	250	6.25
3. 2004	65	337	5.18
4. 2008	63	310	4.92
5. 2007	62	305	4.92
6. 2003	64	302	4.72
7. 1997	56	240	4.29
8. 2009	56	236	4.21
9. 2005	66	271	4.11
10. 1999	67	271	4.04

### RUNS

Year	G	Runs
1. 2004	65	337
2. 2008	63	310
3. 2007	62	305
4. 2003	64	302
5. 2000	71	280
6. 1999	67	271
7. 2005	66	271
8. 2002	67	270
9. 1985	40	250
10. 1986	38	246

### BATTING AVERAGE

Year	G	Avg.
1. 2008	63	.311 (517 - 1660)
2. 2003	64	.305 (527 - 1730)
3. 2004	65	.303 (513 - 1695)
4. 2007	62	.297 (499 - 1680)
5. 1999	67	.293 (520 - 1777)
6. 2000	71	.293 (550 - 1880)
7. 1985	40	.285 (314 - 1102)
8. 1998	57	.281 (432 - 1536)
9. 2002	67	.279 (506 - 1814)
10. 2009	56	.279 (404-1449)
11. 1997	56	.278 (240 - 1497)

### HITS

Year	G	Hits
1. 2000	71	550
2. 2003	64	527
3. 1999	67	520
4. 2008	63	517
5. 2004	65	513
6. 2002	67	506
7. 2007	62	499
8. 2005	66	458
9. 1998	57	432
10. 2001	62	409



The 2008 Bulldogs set the single-season record for batting average (.311) and stolen bases (126).

### DOUBLES PER GAME

Year	G	2B	Avg.
1. 2002	67	88	1.31
2. 2003	64	80	1.25
3. 1999	67	80	1.19
4. 2004	65	74	1.14
5. 2000	71	79	1.11
6. 2009	56	62	1.11
7. 1997	56	61	1.09
8. 2007	62	66	1.06
9. 2005	66	69	1.05
10. 2008	63	66	1.05

### DOUBLES

Year	G	2B
1. 2002	67	88
2. 1999	67	80
3. 2000	71	79
4. 2004	65	74
5. 2003	64	80
6. 2005	66	69
7. 2007	62	66
8. 2008	63	66
9. 2006	61	63
10. 2009	56	62
11. 1997	56	61

### TRIPLES PER GAME

Year	G	3B	Avg.
1. 1984	31	23	0.74
2. 1985	40	27	0.68
3. 1983	19	9	0.47
4. 2003	64	27	0.46
5. 1998	57	24	0.42
6. 2004	65	26	0.40
7. 1999	67	21	0.31
8. 1997	56	17	0.30
9. 2000	71	21	0.30
10. 2006	61	18	0.30

### TRIPLES

Year	G	3B
1. 1985	40	27
2. 2003	64	27
3. 2004	65	26
4. 1998	57	24
5. 1984	31	23
6. 1999	67	21
7. 2000	71	21
8. 2006	61	18
9. 1997	56	17
10. 2008	63	17

### HOME RUNS PER GAME

Year	G	HR	Avg.
1. 2005	66	47	0.71
2. 2003	64	40	0.63
3. 1985	40	22	0.55
4. 1986	38	19	0.50
5. 2001	62	31	0.50
6. 1983	19	8	0.42
7. 2004	65	26	0.40
8. 2000	71	28	0.39
9. 2006	61	24	0.39
10. 2007	62	23	0.37
11. 2008	63	22	0.35

### HOME RUNS

Year	G	HR
1. 2005	66	47
2. 2003	64	40
3. 2001	62	31
4. 2000	71	28
5. 2004	65	26
6. 2006	61	24
7. 2007	62	23
8. 1985	40	22
9. 2008	63	22
10. 2002	67	20

### SLUGGING PERCENTAGE

Year	G	AB	TB	Pct.
1. 2003	64	1,730	781	.451
2. 1985	40	1,102	472	.428
3. 2004	65	1,695	717	.423
4. 2005	66	1,678	694	.414
5. 2008	63	1,660	517	.411
6. 2000	71	1,880	755	.402
7. 2007	62	1,680	662	.394
8. 1999	67	1,777	687	.387
9. 2001	67	1,777	687	.387
10. 2002	67	1,814	686	.378

### STOLEN BASES PER GAME

Year	G	SB	Avg.
1. 2008	63	126	2.00
2. 2007	62	116	1.87
3. 2009	56	101	1.80
4. 1986	38	67	1.76
5. 2001	62	105	1.69
6. 2002	67	99	1.48
7. 2000	71	104	1.46
8. 1997	56	78	1.39
9. 1998	57	75	1.32
10. 2004	65	85	1.31

### STOLEN BASES

Year	G	SB
1. 2008	63	126
2. 2007	62	116
3. 2001	62	105
4. 2000	71	104
5. 2009	56	101
6. 2002	67	99
7. 2004	65	85
8. 1999	67	81
9. 1997	56	78
10. 2003	64	78

### STOLEN BASE PERCENTAGE

Year	G	SB	SBA	Pct.
1. 2007	62	116	131	0.89
2. 2004	65	85	98	0.88
3. 1986	38	67	77	0.87
4. 2003	64	78	90	0.87
5. 2009	56	101	116	0.87
6. 2008	63	126	147	0.86
7. 2005	66	50	59	0.85
8. 2000	71	104	126	0.83
9. 2001	62	105	130	0.81
10. 2006	61	69	85	0.81

# TEAM RECORDS



## BASES ON BALLS PER GAME

Year	G	BB	Avg.
1. 2002	67	191	2.85
2. 1983	19	53	2.79
3. 2001	62	169	2.73
4. 2004	65	172	2.65
5. 1985	40	103	2.58
6. 2005	66	166	2.52
7. 2003	64	158	2.49
8. 2007	62	151	2.44
9. 2008	63	153	2.43
10. 1986	38	92	2.42

## BASES ON BALLS

Year	G	BB
1. 2002	67	191
2. 2004	65	172
3. 2001	62	169
4. 2005	66	166
5. 2000	71	165
6. 2003	64	158
7. 2008	63	153
8. 2007	62	151
9. 2006	61	138
10. 1999	67	130

## GRAND SLAMS

Name v. Opponent	Date
Michelle Gates v. Auburn	May 7, 1999
Kasey Whitehead v. Florida State	March 4, 2000
Kasey Whitehead v. Auburn	May 1, 2000
Iyhia McMichael v. Samford	February 16, 2003
Iyhia McMichael at Alabama	April 12, 2003
Brooke Best at Florida	April 26, 2003
Michelle Kinney v. LSU	March 30, 2005
Lindsey Hunley v. Seton Hall	February 23, 2007
Jessie Bailey at Georgia	April 21, 2007
Courtney Bures v. Arkansas	May 5, 2007
Hayle Guess v. Pacific	May 18, 2007
Chelsea Bramlett v. UC-Riverside	February 9, 2008

## PITCHING

### EARNED RUN AVERAGE

1.29 - 1986 (37 earned runs in 257.2 inn.)

### SHUTOUTS

17 - 1998 (36 victories)

### CONSECUTIVE SCORELESS INNINGS

30 - May 8 - May 10, 1998

### STRIKEOUT RATIO

5.16 - 2006 (299 in 406.0 innings)

### BASE ON BALLS RATIO

1.26 - 1998 (73 in 405.0 innings)

### NO HITTERS

Name v. Opponent	Date	Score
Alicia Judd v. Alabama State	March 1, 1997	30-0 (5)
Jennifer Pursell v. UMass	March 4, 2000	7-0
Kasey Whitehead, Melissa Massey, Krystal Tillman v. Belmont	February 13, 2002	11-0 (5)
Melissa Massey v. Nicholls State	March 8, 2002	8-0 (5)
Kelli Miller v. Louisiana Tech	February 4, 2005	9-0 (5)
Melissa Massey v. St. Francis (PA)	March 4, 2005	7-0
Stephanie Comeaux v. Jacksonville	February 11, 2006	8-0 (5)
Ragan Blake v. Alcorn State	February 26, 2006	9-0 (5)
Stephanie Comeaux at Arkansas	March 18, 2006	5-0
Ragan Blake at Southern Miss	March 30, 2006	8-0 (5)

### PERFECT GAMES

Jenny Hehnke v. Alabama State	March 2, 1997	18-0 (5)
-------------------------------	---------------	----------

### VICTORIES

Year	W	L	Pct.
1. 2000	44	27	.620
2. 2008	41	22	.651
2. 2004	39	26	.600
3. 1999	38	29	.567
4. 1998	36	21	.632
2001	36	26	.581
2002	36	31	.537
7. 2005	35	31	.530
2007	35	27	.565
9. 2003	34	30	.531
10. 2006	33	28	.541

### EARNED RUN AVERAGE

Year	W-L	IP	R	ER	ERA
1. 1986	27-11	257.2	80	37	1.29
2. 1998	36-21	405.0	124	77	1.33
3. 1985	28-12	275.1	103	63	1.60
4. 2006	33-28	406.0	164	116	2.00
5. 1997	28-27	380.1	181	115	2.12
1999	38-29	454.2	199	138	2.12
2001	36-26	429.1	182	130	2.12
8. 2008	41-22	412.1	162	130	2.21
9. 2004	39-26	419.0	138	101	2.31
10. 2000	44-27	487.1	224	164	2.36

### SHUTOUTS

Year	ShO
1. 1998	17
2. 2004	15
3. 2008	14
4. 2006	12
5. 1997	10
1999	10
2007	10
8. 2000	9
2001	9
2002	9
2009	9



### STRIKEOUT RATIO

(Strikeouts per seven innings)

Year	SO	IP	Avg.
1. 2006	299	406.0	5.16
2. 1998	290	405.0	5.01
3. 2009	260	368.2	4.94
4. 2005	287	426.2	4.71
5. 2008	252	412.1	4.28
6. 2004	250	419.0	4.18
7. 2007	240	419.1	4.01
8. 1999	257	454.2	3.96
9. 2002	252	458.1	3.85
10. 2001	235	429.1	3.83

### BASE ON BALLS RATIO

(Bases on balls per seven innings)

Year	BB	IP	Avg.
1. 1998	73	405.0	1.26
2. 1983	25	135.2	1.29
3. 1997	61	380.1	1.47
4. 2008	63	412.1	1.63
5. 2000	116	487.1	1.67
6. 2004	101	419.0	1.69
7. 2006	98	406.0	1.69
8. 2007	104	419.1	1.74
9. 1999	119	454.2	1.83
10. 2005	112	426.2	1.84

## FIELDING

### FIELDING PERCENTAGE

.977 - 2009 (1,106 putouts, 333 assists, 34 errors)

### DOUBLE PLAYS

32 - 2000 (36 victories)

### DOUBLE PLAYS PER GAME

0.55 - 1986 (21 in 38 games)

### FIELDING PERCENTAGE

Year	TC	PO	A	E	Pct.
1. 2009	1,473	1,106	333	34	.977
2. 2008	1,815	1,237	523	55	.970
3. 2003	1,895	1,245	584	66	.965
4. 2001	1,961	1,288	603	70	.964
5. 2004	1,941	1,257	610	74	.962
2005	1,722	1,218	439	65	.962
7. 1999	1,982	1,364	537	81	.959
8. 1998	1,755	1,215	467	73	.958
9. 2000	2,318	1,462	757	99	.957
2005	1,949	1,280	585	84	.957

### PUTOUTS

Year	TC	PO	A	E	Pct.
1. 2000	2,318	1,462	757	99	.957
2. 2002	2,114	1,375	637	102	.952
3. 1999	1,982	1,364	537	81	.959
4. 2001	1,961	1,288	603	70	.964
5. 2005	1,949	1,280	585	84	.957
6. 2007	1,979	1,258	627	94	.953
7. 2004	1,941	1,257	610	74	.962
8. 2003	1,895	1,245	584	66	.965
9. 2008	1,815	1,237	523	55	.970
10. 2006	1,722	1,218	439	65	.962

### ASSISTS

Year	TC	PO	A	E	Pct.
1. 2000	2,318	1,462	757	99	.957
2. 1997	1,883	1,141	648	94	.950
3. 2002	2,114	1,375	637	102	.952
4. 2007	1,979	1,258	627	94	.953
5. 2004	1,941	1,257	610	74	.962
6. 2001	1,961	1,288	603	70	.964
7. 2005	1,949	1,280	585	84	.957
8. 2003	1,895	1,245	584	66	.965
9. 1999	1,982	1,364	537	81	.959
10. 2008	1,815	1,237	523	55	.970

### ERRORS

Year	TC	PO	A	E	Pct.
1. 2002	2,114	1,375	637	102	.952
2. 2000	2,318	1,462	757	99	.957
3. 1997	1,883	1,141	648	94	.950
2007	1,979	1,258	627	94	.953
5. 2005	1,949	1,280	585	84	.957
6. 1999	1,982	1,364	537	81	.959
7. 2004	1,941	1,257	610	74	.962
8. 1998	1,755	1,215	467	73	.958
9. 2001	1,961	1,288	603	70	.964
10. 2003	1,895	1,245	584	66	.965

### FIELDING DOUBLE PLAYS

Year	DP
1. 2000	32
2. 2002	28
3. 2007	24
4. 2005	23
5. 2004	22
6. 2003	20
2006	20
2008	20
9. 1999	18
2009	18

### WINNING PERCENTAGE

Year	W	L	Pct.
1. 1986	27	11	.711
2. 1985	28	12	.700
3. 2008	41	22	.650
4. 1998	36	21	.632
5. 2000	44	27	.620
6. 2004	39	26	.600
7. 2001	36	26	.581
8. 1999	38	29	.567
9. 2007	35	27	.565
10. 2006	33	28	.541

## MISCELLANEOUS

### VICTORIES

44 - 2000 (27 losses)

### WINNING PERCENTAGE

.711 - 1986 (27-11)

### LONGEST WINNING STREAK

16 - February 10 - March 3, 2006







JENNIFER JESSUP

## FRESHMEN

### AT-BATS

Name	G	AB
1. Chelsea Bramlett, 2007	62	215
2. Courtney Bures, 2005	66	209
3. Kellie Wilkerson, 1999	67	203
4. Jenny Hehnke, 1997	56	194
5. Iyhia McMichael, 2001	62	189

### RUNS

Name	G	R
1. Chelsea Bramlett, 2007	62	56
2. Kellie Wilkerson, 1999	67	49
3. Courtney Bures, 2005	66	49
4. Jenny Hehnke, 1997	56	44
5. Keri McCallum, 1998	54	36
6. Ali Bainbridge, 2008	63	36

### HITS

Name	G	H
1. Kellie Wilkerson, 1999	67	90
2. Chelsea Bramlett, 2007	62	83
3. Courtney Bures, 2005	66	81
4. Jenny Hehnke, 1997	56	71
5. Keri McCallum, 1998	54	67

### BATTING AVERAGE

Name	G	H	AB	BA
1. Kellie Wilkerson, 1999	67	90	203	.443
2. Keri McCallum, 1998	54	67	157	.427
3. Courtney Bures, 2005	66	81	209	.388
4. Chelsea Bramlett, 2007	62	83	215	.386
5. Jenny Hehnke, 1997	56	71	194	.366
6. Michelle Gates, 1998	56	62	182	.341

### DOUBLES

Name	G	2B
1. Kellie Wilkerson, 1999	67	17
2. Michelle Gates, 1998	56	16
3. Courtney Bures, 2005	66	16
4. Jenny Hehnke, 1997	56	14
5. Ka'ili Smith, 2009	56	11
6. Iyhia McMichael, 2001	62	9
7. Chelsea Bramlett, 2007	62	9
8. Ali Bainbridge, 2008	63	9

### TRIPLES

Name	G	3B
1. Keri McCallum, 1998	54	11
2. Courtney Bures, 2005	66	5
3. Ka'ili Smith, 2009	56	4
4. Five Players with		3

### HOME RUNS

Name	G	HR
1. Courtney Bures, 2005	66	17
2. Kellie Wilkerson, 1999	67	13
3. Sammie Jo Bailey, 2006	57	8
4. Michelle Gates, 1998	56	5
5. Iyhia McMichael, 2001	62	5

### SLUGGING PERCENTAGE

Name	G	TB	AB	SLG%
1. Courtney Bures, 2005	66	158	209	.756
2. Kellie Wilkerson, 1999	67	152	203	.749
3. Connie Pendley, 1985	37	50	101	.495
4. Iyhia McMichael, 2001	62	91	189	.481
5. Ka'ili Smith, 2009	56	73	158	.462

### STOLEN BASES

Name	G	SB
1. Chelsea Bramlett, 2007	62	46
2. Iyhia McMichael, 2001	62	28
3. Keri McCallum, 1998	54	27
4. Jennifer Jessup, 2001	62	19
5. Courtney Bures, 2005	66	18

### TOTAL BASES

Name	G	TB
1. Courtney Bures, 2005	66	158
2. Kellie Wilkerson, 1999	67	152
3. Michelle Gates, 1998	56	99
4. Keri McCallum, 1998	54	97
5. Chelsea Bramlett, 2007	62	95

### RUNS BATTED IN

Name	G	RBI
1. Kellie Wilkerson, 1999	67	65
2. Courtney Bures, 2005	66	54
3. Michelle Gates, 1998	56	48
4. Keri McCallum, 1998	54	39
5. Ka'ili Smith, 2009	56	35

### BASES ON BALLS

Name	G	BB
1. Cheri Smith, 1998	57	30
2. Kellie Wilkerson, 1999	67	30
3. Ka'ili Smith, 2009	56	22
4. Iyhia McMichael, 2001	62	20
5. Karrie Rider, 1997	53	18
6. Lindsay Hunley, 2005	64	18

### EARNED RUN AVERAGE

Name	ER	IP	ERA
1. Cathy Pippins, 1986	13	87.1	1.04
2. Kim Davis, 1985	32	141.1	1.85
3. Michelle Gates, 1998	48	176.0	1.91
4. Kelli Miller, 2004	36	131.1	1.92
5. Jennifer Pursell, 2000	73	256.2	1.99

### INNINGS PITCHED

Name	APP	IP
1. Jennifer Pursell, 2000	50	256.2
2. Lindsey Dunlap, 2009	43	217.2
3. Misty Flesher, 2008	38	179.1
4. Michelle Gates, 1998	31	176.0
5. Kim Davis, 1985	24	141.1

### STRIKEOUTS

Name	APP	IP	SO
1. Lindsey Dunlap, 2009	43	217.2	161
2. Jennifer Pursell, 2000	50	256.2	143
3. Misty Flesher, 2008	38	179.1	119
4. Michelle Gates, 1998	31	176.0	76
5. Melissa Massey, 2002	36	135.2	68

## SOPHOMORES

### AT-BATS

Name	G	AB
1. Iyhia McMichael, 2002	67	207
2. Chelsea Bramlett, 2008	60	200
3. Krystal Tillman, 2002	64	194
4. Michelle Gates, 1998	57	184
5. Keri McCallum, 1998	55	183

### RUNS

Name	G	R
1. Chelsea Bramlett, 2008	60	52
2. Michelle Gates, 1998	57	47
3. Iyhia McMichael, 2002	67	46
4. Kellie Wilkerson, 2000	68	43
5. Hayle Guess, 2006	61	39

### HITS

Name	G	H
1. Chelsea Bramlett, 2008	60	90
2. Kellie Wilkerson, 2000	67	78
3. Michelle Gates, 1998	57	70
4. Keri McCallum, 1998	55	64
5. Jenny Hehnke, 1998	56	62
6. Courtney Bures, 2006	61	62

### BATTING AVERAGE

Name	G	H	AB	BA
1. Chelsea Bramlett, 2008	60	90	200	.450
2. Kellie Wilkerson, 2000	68	78	181	.431
3. Michelle Gates, 1998	57	70	184	.380
4. Jenny Hehnke, 1998	56	62	165	.376
5. Keri McCallum, 1998	55	64	183	.350

### DOUBLES

Name	G	2B
1. Michelle Gates, 1998	57	15
2. Iyhia McMichael, 2002	67	15
3. Kellie Wilkerson, 2000	68	14
4. Krystal Tillman, 2002	64	11
5. Lindsay Nelson, 2002	53	10
6. Hayle Guess, 2006	61	10

### TRIPLES

Name	G	3B
1. Michelle Gates, 1998	57	10
2. Iyhia McMichael, 2002	67	8
3. Keri McCallum, 1998	55	6
4. Courtney Bures, 2006	61	6
5. Hayle Guess, 2006	61	4

### HOME RUNS

Name	G	HR
1. Kellie Wilkerson, 2000	68	8
2. Katie Cooley, 2005	62	7
3. Kasey Whitehead, 2000	62	7
4. Michelle Gates, 1998	57	6
5. Courtney Bures, 2006	61	5
6. Bonnie McWatters, 1985	40	5

### SLUGGING PERCENTAGE

Name	G	TB	AB	SLG%
1. Michelle Gates, 1998	57	123	184	.668
2. Kellie Wilkerson, 2000	68	120	181	.663
3. Courtney Bures, 2006	61	98	179	.547
4. Iyhia McMichael, 2002	67	12	207	.541
5. Chelsea Bramlett, 2008	60	105	200	.525

### STOLEN BASES

Name	G	SB
1. Chelsea Bramlett, 2008	60	46
2. Iyhia McMichael, 2002	67	36
3. Michelle Gates, 1998	57	30
4. Hayle Guess, 2006	61	23
5. Kellie Wilkerson, 2000	68	21

### TOTAL BASES

Name	G	TB
1. Michelle Gates, 1998	57	141
2. Kellie Wilkerson, 2000	68	120
3. Iyhia McMichael, 2002	67	112
4. Chelsea Bramlett, 2008	60	105
5. Courtney Bures, 2006	61	98

### RUNS BATTED IN

Name	G	RBI
1. Iyhia McMichael, 2002	67	48
2. Kellie Wilkerson, 2000	68	43
3. Courtney Bures, 2006	61	37
4. Michelle Gates, 1998	57	35
5. Jessie Bailey, 2008	63	28

### BASES ON BALLS

Name	G	BB
1. Kellie Wilkerson, 2000	68	49
2. Iyhia McMichael, 2002	67	37
3. Katie Cooley, 2005	62	29
4. Kate Jaspers, 2002	67	22
5. Hayle Guess, 2006	61	19

### EARNED RUN AVERAGE

Name	ER	IP	ERA
1. Kim Davis, 1986	11	97.2	0.79
2. Ragan Blake, 2006	49	192.2	1.78
3. Jennifer Pursell, 2001	56	198.0	1.98
4. Kelli Miller, 2005	46	135.0	2.39
5. Stephanie Comeaux, 2004	56	141.2	2.77

### INNINGS PITCHED

Name	APP	IP
1. Melissa Massey, 2003	41	198.2
2. Jennifer Pursell, 2001	43	198.0
3. Ragan Blake, 2006	37	192.2
4. Stephanie Comeaux, 2005	35	141.2
5. Kelli Miller, 2005	32	135.0

### STRIKEOUTS

Name	APP	IP	SO
1. Ragan Blake, 2006	37	192.2	183
2. Jennifer Pursell, 2001	43	198.0	107
3. Stephanie Comeaux, 2005	35	141.2	105
4. Melissa Massey, 2003	41	198.2	96

## JUNIORS

### AT-BATS

Name	G	AB
1. Keri McCallum, 1999	67	235
2. Jenny Hehnke, 1999	67	206
3. Krystal Tillman, 2003	64	196
4. Karrie Rider, 1999	67	193
5. Michelle Gates, 1999	65	190

# CLASS-BY-CLASS RECORDS



## RUNS

Name	G	R
1. Iyhia McMichael, 2003	64	63
2. Keri McCallum, 1999	67	57
3. Kellie Wilkerson, 2002	66	55
Chelsea Bramlett, 2009	56	55
5. Hayle Guess, 2007	62	44

## HITS

Name	G	H
1. Keri McCallum, 1999	67	88
Chelsea Bramlett, 2009	56	88
3. Iyhia McMichael, 2003	64	75
4. Kellie Wilkerson, 2001	61	70
5. Jenny Hehnke, 1999	67	66

## BATTING AVERAGE

Name	G	H	AB	BA
1. Chelsea Bramlett, 2009	56	88	181	.486
2. Kellie Wilkerson, 2001	61	70	167	.419
3. Iyhia McMichael, 2003	64	75	186	.403
4. Keri McCallum, 1999	67	88	235	.374
5. Jennifer Waterman, 2003	52	53	143	.371

## DOUBLES

Name	G	2B
1. Keri McCallum, 1999	67	22
2. Jennifer Waterman, 2003	52	18
3. Michelle Gates, 1999	65	15
4. Courtney Bures, 2007	61	13
5. Kellie Wilkerson, 2001	61	12
Callye Williams, 2005	65	12

## TRIPLES

Name	G	3B
1. Keri McCallum, 1999	67	10
2. Melanie Morgan, 1985	38	7
3. Kate Jaspers, 2003	63	6
Nakita Boyce, 2007	61	6
5. Meg Hartnett, 1985	40	5
Iyhia McMichael, 2003	64	5

## HOME RUNS

Name	G	HR
1. Iyhia McMichael, 2003	64	18
2. Kellie Wilkerson, 2001	61	14
3. Meg Hartnett, 1985	40	6
Hayle Guess, 2007	62	6
5. Katie Cooley, 2006	57	5

## SLUGGING PERCENTAGE

Name	G	TB	AB	SLG%
1. Iyhia McMichael, 2003	64	149	186	.801
2. Kellie Wilkerson, 2001	61	128	167	.766
3. Melanie Morgan, 1985	38	73	118	.619
4. Meg Hartnett, 1985	40	75	133	.564
5. Keri McCallum, 1999	67	130	235	.553

## STOLEN BASES

Name	G	SB
1. Chelsea Bramlett, 2009	56	54
2. Iyhia McMichael, 2003	64	36
3. Kellie Wilkerson, 2001	61	35
4. Hayle Guess, 2007	62	25
5. Nakita Boyce, 2007	61	20

## TOTAL BASES

Name	G	TB
1. Iyhia McMichael, 2003	64	149
2. Keri McCallum, 1999	67	130
3. Kellie Wilkerson, 2001	61	128
4. Chelsea Bramlett, 2009	56	99
5. Courtney Bures, 2007	61	93

## RUNS BATTED IN

Name	G	RBI
1. Iyhia McMichael, 2003	64	63
2. Courtney Bures, 2007	61	56
3. Michelle Gates, 1999	65	40
4. Jennifer Waterman, 2003	52	37
5. Hayle Guess, 2007	62	35

## BASES ON BALLS

Name	G	BB
1. Kellie Wilkerson, 2001	61	48
2. Iyhia McMichael, 2003	64	38
3. Katie Cooley, 2006	57	31
4. Jennifer Waterman, 2003	52	23
5. Courtney Bures, 2007	61	20

## EARNED RUN AVERAGE

Name	ER	IP	ERA
1. Autumn Anderson, 1999	42	275.2	1.07
2. Stephanie Comeaux, 2006	39	155.2	1.75
3. Alicia Judd, 1997	41	143.1	2.00
4. Kelsey Nurnberg, 2008	56	173.1	2.26
5. Melissa Massey, 2004	63	180.0	2.45

## INNINGS PITCHED

Name	APP	IP
1. Autumn Anderson, 1998	50	275.2
2. Melissa Massey, 2004	37	180.0
3. Kelsey Nurnberg, 2008	38	173.1
4. Stephanie Comeaux, 2006	29	155.2
5. Alicia Judd, 1997	24	143.1

## STRIKEOUTS

Name	APP	IP	SO
1. Autumn Anderson, 1998	50	275.2	246
2. Melissa Massey, 2004	37	180.0	115
3. Kelsey Nurnberg, 2008	38	173.1	98
4. Stephanie Comeaux, 2006	29	155.2	90
5. Alicia Judd, 1997	24	143.1	54

## SENIORS

### AT-BATS

Name	G	AB
1. Keri McCallum, 2000	71	243
2. Karrie Rider, 2000	71	216
3. Michelle Gates, 2000	69	211
4. Jenny Hehnke, 2000	69	210
5. Jennifer Nelson, 2003	64	208

### RUNS

Name	G	R
1. Iyhia McMichael, 2004	65	83
2. Keri McCallum, 2000	71	64
3. Kellie Wilkerson, 2002	66	51
4. Jennifer Nelson, 2003	64	45
5. Hayle Guess, 2008	63	41

### HITS

Name	G	H
1. Keri McCallum, 2000	71	100
2. Iyhia McMichael, 2004	65	87
3. Courtney Bures, 2008	63	74
4. Kate Jaspers, 2004	63	73
5. Jennifer Nelson, 2003	64	70

### BATTING AVERAGE

Name	G	H	AB	BA
1. Iyhia McMichael, 2004	65	87	183	.475
2. Kellie Wilkerson, 2002	66	80	191	.419
3. Keri McCallum, 2000	71	100	243	.412
4. Courtney Bures, 2008	63	74	186	.398
5. Kate Jaspers, 2004	63	73	187	.390

### DOUBLES

Name	G	2B
1. Kellie Wilkerson, 2002	66	18
2. Iyhia McMichael, 2004	65	16
3. Courtney Bures, 2008	63	14
4. Karrie Rider, 2000	71	12
Jennifer Waterman, 2004	64	12
Kate Jaspers, 2004	63	12

### TRIPLES

Name	G	3B
1. Keri McCallum, 2000	71	11
2. Iyhia McMichael, 2004	65	10
3. Jennifer Nelson, 2003	64	7
4. Michelle Gates, 2000	69	4
Hayle Guess, 2008	63	4
Nakita Boyce, 2008	63	4

### HOME RUNS

Name	G	HR
1. Iyhia McMichael, 2004	65	10
2. Kellie Wilkerson, 2002	66	9
3. Melanie Morgan, 1985	38	8
4. Jennifer Jessup, 2005	64	7
Hayle Guess, 2008	63	7
6. Brooke Best, 2003	53	5
Blair Brown, 2004	62	5
Jennifer Waterman, 2004	64	5
Courtney Bures, 2008	63	5

### SLUGGING PERCENTAGE

Name	G	TB	AB	SLG%
1. Iyhia McMichael, 2004	65	153	183	.836
2. Kellie Wilkerson, 2002	66	129	191	.675
3. Keri McCallum, 2000	71	145	243	.597
4. Melanie Morgan, 1986	38	65	113	.575
Courtney Bures, 2008	63	107	186	.575

## STOLEN BASES

Name	G	SB
1. Iyhia McMichael, 2004	65	41
2. Keri McCallum, 2000	71	31
3. Nakita Boyce, 2008	63	22
4. Michelle Gates, 2000	69	20
5. Kellie Wilkerson, 2002	66	18

## TOTAL BASES

Name	G	TB
1. Iyhia McMichael, 2004	65	153
2. Keri McCallum, 2000	71	145
3. Kellie Wilkerson, 2002	66	129
4. Courtney Bures, 2008	63	107
5. Jennifer Waterman, 2004	64	96
Hayle Guess, 2008	63	96

## RUNS BATTED IN

Name	G	RBI
1. Jennifer Waterman, 2004	64	55
2. Kate Jaspers, 2004	63	47
3. Courtney Bures, 2008	63	46
4. Karrie Rider, 2000	71	43
5. Iyhia McMichael, 2004	65	42
6. Hayle Guess, 2008	63	39

## BASES ON BALLS

Name	G	BB
1. Iyhia McMichael, 2004	65	51
2. Kellie Wilkerson, 2002	66	50
3. Courtney Bures, 2008	63	27
4. Cheri Smith, 2001	59	24
Jennifer Waterman, 2004	64	24

## EARNED RUN AVERAGE

Name	ER	IP	ERA
1. Vicki Bonar, 1985	30	132.0	1.59
2. Alicia Judd, 1998	35	129.1	1.89
3. Sara Hickerson, 2007	28	100.2	1.95
4. Kelli Miller, 2007	47	165.0	1.99
5. Autumn Anderson, 1999	77	254.0	2.12
6. Kasey Whitehead, 2002	85	221.1	2.68

## INNINGS PITCHED

Name	APP	IP
1. Autumn Anderson, 1999	51	254.0
2. Kasey Whitehead, 2002	53	221.2
3. Kelli Miller, 2007	38	165.0
4. Vicki Bonar, 1985	22	132.0
5. Alicia Judd, 1997	24	129.1

## STRIKEOUTS

Name	APP	IP	SO
1. Autumn Anderson, 1999	51	254.0	160
2. Kasey Whitehead, 2002	61	221.2	95
3. Kelli Miller, 2007	38	165.0	85
4. Kelsey Nurnberg, 2009	32	124.1	84
5. Kellie Wilkerson, 2002	53	74.2	77



JENNIFER WATERMAN





# YEAR-BY-YEAR RESULTS

## COACHING HISTORY

### LYNN KEISER

**1982-83 • 37-53-4 (.415)**



Keiser led State in the early years of the program, transforming the Bulldogs from a slowpitch program in 1981 to a competitive fastpitch team in 1982. Keiser also amassed a 13-55 (.191) record as head coach of Mississippi State's volleyball team from 1981-82.

### VIVIAN LANGLEY

**1984-86 • 66-45 (.595)**



Langley, who amassed a 34-78 (.304) mark as State's volleyball coach from 1983-85, led the Bulldogs to their first winning season in 1985, then guided the Maroon and White to another winning campaign in 1986 before the discontinuation of the program.

### KATHY ARENDSSEN

**1997-02 • 220-160 (.579)**



Having reintroduced the sport to State's varsity program in 1997, Arendsen led the Bulldogs to the championship game of the 1998 SEC Tournament before a 44-win campaign in 2000 helped the Bulldogs secure their first postseason berth. Arendsen coached 14 all-SEC and 12 all-American athletes in her six-year career in Starkville. A 13-time ASA all-American as a player, she also had 48 of her players named to the SEC academic honor roll during her tenure.

### JAY MILLER

**2003-present • 245-192 (.561)**



Having helped State secure NCAA postseason bids in six of his first seven seasons in Starkville, Miller currently ranks as the NCAA's 11th-winningest active coach. He became the Bulldogs' winningest coach in 2009 after securing his 900th career victory during the 2008 season. Named the United States National Team head coach for the 2009-2012 quadrennium, Miller has coached three all-Americans at MSU, with three of his players earning SEC Athlete and SEC Freshman of the Year accolades. In 2008, Miller became just the third Southeastern Conference coach to be inducted into the National Fastpitch Coaches Association Hall of Fame.

## 1982

**2-18 Overall**  
**Home: 2-4 • Away: 0-2 • Neutral: 0-12**

3/10	at LSU	L, 14-0
3/10	at LSU	L, 8-7
3/11	! Stephen F. Austin	L, 10-0
3/12	! Kent State	L, 10-3
3/12	! Kent State	L, 9-8
3/19	LA-LAFAYETTE	W, 13-3
3/19	LA-LAFAYETTE	L, 15-9
3/20	CARTHAGE COLLEGE	W, 6-1
3/20	CARTHAGE COLLEGE	L, 16-13
3/25	# Oklahoma State	L, 2-0
3/25	# Utah	L, 9-0
3/26	# Iowa State	L, 12-1
3/26	# Nebraska-Omaha	L, 8-0
3/27	# Idaho State	L, 8-0
4/2	\$ NE Missouri State	L, 3-2
4/2	\$ Oklahoma State	L, 9-1
4/3	\$ Kansas	L, 9-1
4/3	\$ Iowa	L, 6-1
4/20	LSU	L, 3-2
4/20	LSU	L, 4-1

! LSU Tournament (Baton Rouge, La.); # Oklahoma Invitational (Bartlesville, Okla.); \$ Southwest Missouri State Invitational (Springfield, Mo.).

## 1983

**6-13 Overall**  
**Home: 3-5 • Away: 2-2 • Neutral: 1-6**

2/26	at Louisiana-Lafayette	L, 2-1
2/26	at Louisiana-Lafayette	L, 6-1
3/13	LA-MONROE	L, 3-0
3/13	LA-MONROE	W, 4-3
3/15	! Eastern Connecticut	L, 2-1
3/15	! Fairfield Dickinson	W, 21-6
3/16	! Trenton	L, 5-0
3/16	! Rhode Island	L, 9-5
3/22	SOUTHERN MISS	W, 3-0
3/22	SOUTHERN MISS	W, 4-3
4/9	NICHOLLS STATE	L, 4-2
4/9	NICHOLLS STATE	L, 4-2
4/12	at Southern Miss	W, 3-0
4/12	at Southern Miss	W, 5-4
4/15	# Illinois State	L, 2-0
4/15	# Texas-Arlington	L, 7-2
4/16	# Oklahoma	L, 4-0
4/23	LOUISIANA TECH	L, 4-0
4/23	LOUISIANA TECH	L, 9-0

! South Carolina State Invitational (Columbia, S.C.); # Louisiana Tech Invitational (Ruston, La.)

## 1984

**11-20 Overall**  
**Home: 5-11 • Away: 4-6 • Neutral: 2-3**

3/3	at Northwestern State	W, 2-1
3/3	at Northwestern State	L, 7-3
3/7	FLORIDA A&M	W, 11-0
3/7	FLORIDA A&M	W, 11-8
3/8	FLORIDA STATE	L, 1-0 (9)
3/8	FLORIDA STATE	L, 6-2
3/10	LOUISIANA TECH	L, 4-0
3/10	LOUISIANA TECH	L, 9-1
3/16	! at Florida State	L, 5-0
3/16	! George Mason	L, 13-8
3/17	! Florida A&M	W, 5-2
3/19	WESTERN ILLINOIS	L, 8-7 (8)
3/19	WESTERN ILLINOIS	L, 1-0 (10)
3/22	MICHIGAN STATE	L, 11-3
3/22	MICHIGAN STATE	L, 6-1
3/23	LUTHER COLLEGE	W, 3-2
3/23	LUTHER COLLEGE	L, 6-4
4/3	at Southern Miss	W, 7-6
4/3	at Southern Miss	W, 3-2
4/7	LA-LAFAYETTE	L, 1-0
4/7	LA-LAFAYETTE	L, 3-2
4/10	at La-Monroe	L, 3-2
4/10	at La-Monroe	L, 1-0
4/13	# William Woods	L, 1-0
4/13	# SE Missouri State	L, 2-0
4/14	# Arkansas State	W, 8-4
4/14	# at Kentucky Wesleyan	W, 4-3
4/17	SOUTHERN MISS	W, 4-1
4/17	SOUTHERN MISS	W, 5-0
4/25	at Nicholls State	L, 7-3
4/25	at Nicholls State	L, 13-8

! FSU Invitational (Tallahassee, Fla.); # Kentucky Wesleyan Invitational (Owensboro, Ky.)

## 1985

**28-14 Overall**  
**Home: 11-5 • Away: 7-3 • Neutral: 10-6**

3/9	KENTUCKY WESLEYAN	W, 8-5
3/9	KENTUCKY WESLEYAN	W, 7-2
3/15	! GEORGIA STATE	W, 17-1
3/15	! WEST GEORGIA	W, 12-0
3/16	! TENNESSEE TECH	W, 25-3
3/16	! MUW	L, 10-1
3/19	SOUTHERN MISS	L, 5-3 (8)
3/19	SOUTHERN MISS	L, 5-4 (9)
3/20	SW MISSOURI STATE	L, 1-0
3/20	SW MISSOURI STATE	W, 4-2
3/22	\$ Nicholls State	L, 3-2 (9)
3/22	\$ Florida A&M	L, 1-0
3/23	\$ Ohio State	L, 3-2
3/23	\$ Western Illinois	L, 5-3

3/23	\$ Maine	W, 7-0
3/26	ARKANSAS STATE	W, 12-0
3/26	ARKANSAS STATE	W, 11-2
3/29	? Southern Miss	W, 4-0
3/29	? Grambling	W, 11-2
3/30	? West Georgia	W, 14-2
3/30	? at MUW	W, 5-0
4/2	NICHOLLS STATE	W, 3-2
4/2	NICHOLLS STATE	L, 5-3
4/4	at Southern Miss	W, 6-1
4/4	at Southern Miss	W, 9-1
4/9	MUW	W, 7-1
4/9	MUW	W, 7-2
4/12	# MUW	W, 3-2
4/12	# Kentucky Wesleyan	W, 4-2
4/13	# Illinois Central JC	W, 5-3
4/13	# Akron	L, 2-0
4/19	at Louisiana Tech	L, 3-0
4/19	at Louisiana Tech	L, 5-2
4/20	at Grambling	W, 6-5
4/20	at Grambling	W, 11-1
4/23	at MUW	L, 5-1
4/23	at MUW	W, 5-1
4/26	^ at Tennessee Tech	W, 11-2
4/26	^ Cleveland State JC	W, 5-2
4/27	^ Lincoln College	W, 7-4
4/28	* #10 South Carolina	L, 7-3 (9)
4/28	* #10 South Carolina	W, 5-4 (9)

! MSU Invitational (Starkville); \$ FSU Invitational (Tallahassee, Fla.); ? MUW Tournament (Columbus, Miss.); # Kentucky Wesleyan Invitational (Owensboro, Ky.); ^ Tennessee Tech Tournament (Cookeville, Tenn.); \* Cookeville, Tenn.

## 1986

**27-11 Overall**  
**Home: 13-5 • Away: 8-2 • Neutral: 6-4**

2/28	! Texas A&M	L, 6-0
2/28	! La-Lafayette	L, 2-1
3/1	! Texas State	W, 5-3
3/1	! Toledo	L, 2-0
3/7	SW MISSOURI STATE	L, 2-0
3/7	SW MISSOURI STATE	L, 10-3
3/8	KENTUCKY WESLEYAN	W, 3-0
3/8	KENTUCKY WESLEYAN	W, 11-2
3/18	BRADLEY	W, 2-1
3/18	BRADLEY	L, 6-0
3/20	# Eastern Michigan	W, 1-0
3/20	# West Florida	W, 4-0
3/21	# at Florida State	L, 3-1
3/21	# Ohio State	W, 3-2
3/25	at Southern Miss	W, 5-4
3/25	at Southern Miss	W, 3-1
3/28	\$ GEORGIA STATE	W, 2-0
3/28	\$ SOUTHERN MISS	W, 4-2
3/29	\$ ST. MARY'S (NE)	W, 11-1
3/29	\$ ARKANSAS STATE	W, 15-0
4/1	at Delta State	W, 11-1
4/1	at Delta State	W, 9-2
4/4	MUW	W, 6-5
4/4	MUW	W, 10-0
4/7	at La-Lafayette	W, 3-0
4/7	at La-Lafayette	W, 5-1
4/10	at Arkansas State	W, 12-4
4/10	at Arkansas State	W, 9-0
4/12	LOUISIANA TECH	L, 2-1
4/12	LOUISIANA TECH	L, 1-0
4/18	% Central (Okla.) State	W, 3-2
4/18	% at Texas-Arlington	L, 3-2
4/19	% North Texas	W, 6-3
4/19	% Oklahoma City	L, 3-2
4/22	DELTA STATE	W, 11-1
4/22	DELTA STATE	W, 6-2
4/23	SOUTHERN MISS	W, 3-2
4/23	SOUTHERN MISS	W, 5-1

! Budweiser Bayou Classic (Thibodaux, La.); # FSU Invitational (Tallahassee, Fla.); \$ MSU Invitational (Starkville); % Texas-Arlington Tournament (Arlington, Texas).

## 1997

**30-26 Overall • 11-17 SEC**  
**Home: 13-12 • Away: 7-8 • Neutral: 10-6**

2/21	# Nicholls State	L, 6-0
2/21	# Tennessee-Martin	W, 4-1
2/22	# Alcorn State	W, 19-0 (5)
2/22	# Tulsa	L, 1-0
2/23	# at La-Monroe	L, 5-1
2/23	# Tulsa	W, 7-2
2/23	# Northern Illinois	L, 2-1
2/26	SAMFORD	W, 4-0
2/26	SAMFORD	W, 4-0
3/1	\$ Alabama State	W, 30-0 (5)
3/1	\$ Tennessee State	W, 9-0 (5)
3/1	\$ at Troy State	W, 3-2
3/2	\$ Tennessee State	W, 12-1 (6)
3/2	\$ Alabama State	W, 18-0 (5)
3/2	\$ at Troy State	W, 1-0
3/6	OLE MISS	L, 3-2
3/6	OLE MISS	W, 2-1 (8)
3/14	? New Mexico	W, 4-0
3/14	? St. Mary's	W, 1-0
3/14	? Colorado State	L, 11-6
3/15	? Missouri	L, 4-3 (8)
3/15	? New Mexico	W, 7-2
3/15	? Notre Dame	L, 8-3
3/20	at Samford	W, 6-1
3/20	at Samford	W, 7-1
3/22	#4 SOUTH CAROLINA	L, 4-0 (8)

3/22	#4 SOUTH CAROLINA	L, 5-3
3/25	MCNEESE STATE	W, 3-2
3/26	GEORGIA	W, 5-2
3/26	GEORGIA	W, 8-7 (10)
3/28	ARKANSAS	W, 3-2
3/28	ARKANSAS	L, 4-0
3/29	ARKANSAS	L, 10-4
3/29	ARKANSAS	L, 2-1
4/4	at LSU	L, 2-0
4/4	at LSU	L, 9-1 (6)
4/11	at Kentucky	W, 6-1 (8)
4/11	at Kentucky	W, 12-7 (11)
4/13	at Tennessee	W, 5-4 (8)
4/13	at Tennessee	L, 11-0 (5)
4/18	at Alabama	L, 5-2 (8)
4/18	at Alabama	L, 8-0
4/19	ALABAMA	L, 5-2
4/19	ALABAMA	W, 2-1
4/23	LA-MONROE	L, 6-0
4/23	LA-MONROE	W, 1-0
4/25	LOUISIANA TECH	L, 5-2
4/25	LOUISIANA TECH	W, 3-2 (10)
4/26	FLORIDA	L, 3-1
4/26	FLORIDA	W, 5-5
4/30	at Ole Miss	L, 1-0 (9)
4/30	at Ole Miss	L, 4-1
5/3	AUBURN	W, 6-3
5/3	AUBURN	W, 4-0
5/4	AUBURN	L, 5-4
5/4	AUBURN	L, 4-1

# NLU Mardi Gras Classic (Monroe, La.); \$ Troy State Invitational (Troy, Ala.); ? NIST Tournament (San Jose, Calif.).

## 1998

**36-21 Overall • 15-11 SEC**  
**Home: 16-9 • Away: 12-4 • Neutral: 6-6**

2/14	NORTHWESTERN STATE	L, 3-1
2/14	NORTHWESTERN STATE	W, 3-1
2/15	NORTHWESTERN STATE	W, 5-0
2/20	# JACKSONVILLE STATE	W, 3-0
2/21	# #13 MISSOURI	L, 7-4 (10)
2/21	# CHATTANOOGA	W, 8-0 (6)
2/26	& Cal Poly-SLO	L, 5-2 (8)
2/28	& Evansville	W, 7-2
2/28	& at UC-Santa Barbara	L, 13-9 (9)
3/5	! #16 Iowa	L, 4-2
3/5	! Florida A&M	L, 8-3
3/6	! Western Michigan	W, 5-1
3/6	! at #7 South Florida	L, 1-0
3/7	! Chattanooga	W, 6-0
3/7	! Hofstra	W, 3-3
3/7	! #2 Michigan	L, 2-1 (8)
3/11	at Florida	W, 3-1
3/11	at Florida	L, 1-0
3/14	SIENA COLLEGE	W, 2-0
3/14	SIENA COLLEGE	W, 6-0
3/22	at Georgia	W, 7-4 (9)
3/22	at Georgia	L, 4-2
3/24	GEORGIA SOUTHERN	W, 7-1
3/24	GEORGIA SOUTHERN	W, 9-1 (5)
3/27	at Arkansas	W, 6-0
3/27	at Arkansas	L, 2-1 (8)
3/28	at Arkansas	W, 3-2 (9)
3/28	at Arkansas	W, 6-2
4/1	at Ole Miss	W, 7-0
4/1	at Ole Miss	W, 5-3
4/3	#14 LSU	W, 3-2
4/3	#14 LSU	L, 2-1
4/4	#14 LSU	L, 7-3
4/4	#14 LSU	L, 4-3
4/8	DELTA STATE	W, 1-0
4/10	KENTUCKY	L, 1-0
4/10	KENTUCKY	L, 1-0
4/11	TENNESSEE	W, 3-0
4/11	TENNESSEE	L, 3-2
4/14	at La-Monroe	W, 11-0 (6)
4/14	at La-Monroe	W, 7-5
4/19	ALABAMA	W, 5-4
4/19	ALABAMA	L, 4-1
4/21	SAMFORD	W, 3-2 (10)
4/21	SAMFORD	W, 5-0
4/25	OLE MISS	W, 11-0 (5)
4/25	OLE MISS	W, 4-3
5/1	at Auburn	L, 2-0
5/1	at Auburn	W, 1-0
5/2	at Auburn	W, 6-2
5/2	at Auburn	W, 3-2 (10)
5/8	@ South Carolina	L, 2-0
5/8	@ Georgia	W, 3-2
5/9	@ South Carolina	W, 3-0
5/9	@ Florida	W, 1-0
5/10	@ Florida	W, 1-0
5/10	@ Alabama	L, 5-4 (9)

# MSU Classic (Starkville); & UCSB-Dudley Invitational (Santa Barbara, Calif.); ! Speedline Classic (Tampa, Fla.); @ SEC Tournament (Columbus, Ga.).

## 1999

**38-29 Overall • 15-15 SEC**  
**Home: 21-6 • Away: 6-14 • Neutral: 11-9**

2/6		at Northwestern State	L, 1-0
2/6		at Northwestern State	W, 3-1
2/7		at Centenary	W, 4-1
2/12	%	California	L, 6-4
2/12	%	#4 UCLA	L, 5-0
2/12	%	New Mexico State	W, 4-2
2/13	%	UNLV	W, 9-1 (5)
2/13	%	Utah State	W, 7-2
2/19	!	NORTHWESTERN STATE	W, 6-1
2/19	!	EVANSVILLE	L, 3-2

# YEAR-BY-YEAR RESULTS



2/20	!	CHATTANOOGA	W, 3-1
2/21	!	EVANSVILLE	W, 1-0 (8)
2/27	!	JACKSONVILLE STATE	L, 6-3
2/27	!	JACKSONVILLE STATE	W, 4-0
3/4	^	Georgia	W, 5-1
3/4	^	Florida State	W, 2-1
3/5	^	#14 Michigan	L, 9-3
3/5	^	Hofstra	W, 4-1
3/6	^	Florida Atlantic	W, 10-2
3/6	^	New Mexico State	W, 7-0
3/7	^	Michigan State	W, 4-2
3/7	^	#14 Michigan	L, 4-3
3/12	\$	Jacksonville State	L, 7-6 (8)
3/12	\$	Kentucky	L, 3-1
3/12	\$	Southern Mississippi	L, 4-0
3/19		at Ole Miss	L, 5-4 (11)
3/19		at Ole Miss	L, 4-1
3/20		at Ole Miss	W, 8-0 (5)
3/20		at Ole Miss	L, 8-0 (6)
3/26		#10 SOUTH CAROLINA	L, 1-0
3/26		#10 SOUTH CAROLINA	W, 5-2
3/27		GEORGIA	W, 5-1
3/27		GEORGIA	W, 2-1 (9)
4/2		ARKANSAS	W, 5-2
4/2		ARKANSAS	W, 4-0
4/3		ARKANSAS	W, 7-2
4/3		ARKANSAS	W, 4-2
4/6		DELTA STATE	W, 7-1
4/9		at #10 LSU	L, 1-0
4/9		at #10 LSU	L, 5-1
4/10		at #10 LSU	L, 5-2
4/10		at #10 LSU	L, 5-4
4/15		LA-MONROE	W, 9-1 (5)
4/15		LA-MONROE	W, 3-2 (9)
4/17		at Kentucky	L, 5-4
4/17		at Kentucky	W, 12-0
4/18		at Tennessee	L, 9-1 (6)
4/18		at Tennessee	L, 11-7
4/21		at Georgia Tech	W, 5-0
4/23		at Alabama	W, 8-7 (8)
4/23		at Alabama	L, 5-4
4/24		at Alabama	L, 6-5
4/24		at Alabama	L, 7-4
4/29		SAMFORD	W, 4-0
4/29		SAMFORD	W, 4-1
4/30		FLORIDA	L, 7-4 (9)
4/30		FLORIDA	W, 6-2
5/2		#6 LA-LAFAYETTE	L, 7-1
5/2		#6 LA-LAFAYETTE	L, 4-2
5/7		AUBURN	W, 4-3
5/7		AUBURN	W, 8-0 (5)
5/8		AUBURN	W, 8-0 (5)
5/8		AUBURN	W, 4-3
5/13	+	Alabama	W, 6-3
5/14	+	#24 Tennessee	L, 4-2
5/15	+	#14 South Carolina	W, 2-1
5/16	+	#7 LSU	L, 2-0 (9)

% Fiesta Bowl Tournament (Phoenix, Ariz.); ! MSU Bulldog Classic (Starkville); ^ Speedline Invitational (Tampa, Fla.); \$ Frost Cutler Tournament (Chattanooga, Tenn.); + SEC Tournament (Columbus, Ga.).

## 2000

44-27 Overall • 17-13 SEC NCAA REGIONAL 1  
Home: 19-11 • Away: 11-7 • Neutral: 14-9

2/11	!	Texas A&M	W, 3-2
2/11	!	#3 Fresno State	L, 4-2
2/12	!	Cal State-Fullerton	L, 5-1
2/12	!	Utah	L, 8-6 (9)
2/13	!	Utah State	W, 5-4
2/18	#	NORTHWESTERN STATE	W, 3-2
2/18	#	WINTHROP	W, 9-3
2/19	#	CHATTANOOGA	W, 7-5
2/19	#	BELMONT	W, 8-0 (6)
2/20	#	AUSTIN PEAY	W, 10-1 (5)
2/26		TENNESSEE TECH	W, 7-4
2/26		TENNESSEE TECH	W, 5-0
3/3	%	#5 Oklahoma	L, 12-4 (6)
3/4	%	#9 Stanford	W, 2-1 (9)
3/4	%	Massachusetts	W, 7-0
3/4	%	Florida State	W, 4-0
3/5	%	#9 Stanford	L, 5-1
3/9	\$	#25 North Carolina	W, 6-0
3/9	\$	Penn State	W, 2-0
3/10	\$	Georgia Southern	W, 4-3
3/10	\$	at South Florida	L, 4-2
3/11	\$	Massachusetts	W, 4-1
3/11	\$	Boston University	W, 4-2
3/11	\$	#17 Illinois-Chicago	W, 4-2
3/12	\$	#18 South Carolina	L, 2-1 (8)
3/15		JACKSONVILLE STATE	W, 6-0
3/15		JACKSONVILLE STATE	W, 5-1
3/17		OLE MISS	W, 4-3
3/17		OLE MISS	W, 7-4
3/18		OLE MISS	W, 3-1
3/18		OLE MISS	L, 6-0
3/22		UAB	W, 4-1
3/24		at #17 South Carolina	L, 2-1 (9)
3/24		at #17 South Carolina	W, 6-2
3/25		at Georgia	W, 8-6
3/25		at Georgia	W, 3-2
3/31		at Arkansas	L, 2-1
3/31		at Arkansas	W, 1-0
4/1		at Arkansas	W, 4-3 (8)
4/1		at Arkansas	W, 4-0
4/5		#10 SOUTHERN MISS	L, 2-0
4/5		#10 SOUTHERN MISS	W, 2-1
4/7		#8 LSU	L, 8-0 (5)
4/7		#8 LSU	L, 8-4 (10)
4/8		#8 LSU	L, 9-4
4/8		#8 LSU	L, 7-1
4/11		at Louisiana-Monroe	L, 2-1

4/11		at Louisiana-Monroe	W, 3-2
4/14		TENNESSEE	W, 6-1
4/14		TENNESSEE	W, 3-1
4/15		KENTUCKY	W, 6-2
4/15		KENTUCKY	W, 7-3
4/19		GEORGIA TECH	W, 3-2
4/21		#10 ALABAMA	L, 5-2
4/21		#10 ALABAMA	L, 7-6 (9)
4/22		#10 ALABAMA	L, 9-0 (6)
4/22		#10 ALABAMA	L, 4-2
4/25		SAMFORD	L, 2-0
4/28		at Florida	L, 11-3 (5)
4/28		at Florida	W, 3-1
4/30		at Auburn	W, 3-2
4/30		at Auburn	W, 9-4
5/1		at Auburn	L, 5-2
5/1		at Auburn	W, 10-2 (6)
5/11	@	Arkansas	L, 2-1
5/12	@	Auburn	W, 9-3
5/13	@	#11 Alabama	W, 4-3
5/18	&	Chattanooga	W, 6-1
5/19	&	Utah	W, 11-3 (6)
5/20	&	#1 Washington	L, 4-1
5/20	&	Utah	L, 4-1

! Fiesta Bowl Tournament (Phoenix, Ariz.); % NFCA Leadoff Classic (Columbus, Ga.); # MSU Bulldog Classic (Starkville); \$ Speedline Invitational (Tampa, Fla.); @ SEC Tournament (Columbus, Ga.); & NCAA Regional I (Seattle, Wash.).

## 2001

36-26 Overall • 19-11 SEC  
Home: 19-7 • Away: 12-9 • Neutral: 5-10

2/6		BELMONT	W, 9-0 (5)
2/6		BELMONT	W, 6-1
2/9	!	#16 Oregon State	L, 3-0
2/9	!	Texas A&M-CC	W, 8-0 (5)
2/10	!	Southwest Texas State	W, 4-2
2/10	!	#16 Oregon State	L, 1-0 (8)
2/11	!	Southwest Texas State	L, 5-0
2/17	\$	Southern Illinois	L, 3-2
2/17	\$	Winthrop	W, 14-2 (5)
2/18	\$	Tennessee Tech	W, 1-0 (8)
2/18		DREXEL	W, 4-1
2/20		LOUISIANA-MONROE	W, 2-1 (9)
2/20		LOUISIANA-MONROE	W, 8-5
2/23	^	UNLV	L, 3-2
2/23	^	UNLV	L, 2-0
2/24	^	Penn State	L, 8-3
2/24	^	Penn State	L, 6-5
3/1		#18 MICHIGAN	L, 3-1
3/8	&	Georgia Southern	W, 3-2 (9)
3/8	&	Utah	L, 3-2
3/9	&	Michigan State	W, 6-2
3/9	&	Texas Tech	L, 1-0
3/10	&	Temple	W, 3-0
3/10	&	Florida Atlantic	L, 3-2
3/14		at Florida	L, 6-0
3/14		at Florida	L, 5-4
3/15		at Florida	W, 5-1
3/17		at #17 South Carolina	L, 7-1
3/17		at #17 South Carolina	W, 1-0
3/18		at #17 South Carolina	L, 2-0
3/23		GEORGIA	W, 4-2
3/24		GEORGIA	W, 6-5 (10)
3/24		GEORGIA	W, 8-7
3/27		at Ole Miss	W, 7-5 (11)
3/27		at Ole Miss	W, 12-0 (5)
3/28		at Tennessee	W, 13-4
3/31		at Tennessee	W, 3-1
4/1		at Tennessee	W, 7-1
4/5		SOUTHERN MISS	L, 2-1
4/5		SOUTHERN MISS	W, 9-6
4/7		KENTUCKY	W, 8-1
4/7		KENTUCKY	W, 3-2
4/8		KENTUCKY	W, 7-3
4/11		#5 LSU	L, 8-0
4/11		#5 LSU	L, 5-0
4/12		#5 LSU	L, 2-1
4/14		AUBURN	W, 5-4
4/14		AUBURN	W, 7-2
4/15		AUBURN	W, 4-3
4/19		at Georgia Tech	W, 3-2
4/19		at Georgia Tech	W, 4-1 (10)
4/21		at #7 Alabama	L, 7-0
4/21		at #7 Alabama	L, 3-2
4/22		at #7 Alabama	L, 8-0 (6)
4/25		at Jacksonville State	W, 3-2
4/28		ARKANSAS	W, 2-1 (8)
4/28		ARKANSAS	W, 1-0
4/29		ARKANSAS	W, 3-0
5/10	@	Florida	W, 1-0
5/11	@	#3 LSU	L, 2-1
5/12	@	Arkansas	L, 7-2

! TAMU-CC Islander Classic (Corpus Christi, Texas); ^ UNLV Tri-Tournament (Las Vegas, Nev.); \$ MSU Bulldog Classic (Starkville); & Speedline Invitational (Tampa, Fla.); @ SEC Tournament (Chattanooga, Tenn.).

## 2002

36-31 Overall • 13-16 SEC NCAA REGIONAL 3  
Home: 17-8 • Away: 7-12 • Neutral: 12-11

2/8	!	#17 Texas State	W, 8-1
2/8	!	Texas Tech	W, 12-4 (5)
2/9	!	#1 Arizona	W, 7-1
2/9	!	New Mexico State	W, 7-6 (8)
2/13		BELMONT	W, 11-0 (5)
2/13		BELMONT	W, 2-0
2/15	%	SOUTHERN ILLINOIS	L, 2-0
2/15	%	COLORADO STATE	W, 10-2 (6)
2/16	%	SOUTHERN ILLINOIS	W, 5-3
2/16	%	SOUTHERN MISS	L, 7-2

2/22	^	#8 Arizona State	W, 2-1
2/22	^	#10 Michigan	W, 3-2
2/23	^	Connecticut	L, 6-3
2/23	^	#18 Alabama	L, 4-0
2/24	^	#13 Fresno State	L, 3-1
2/27		OAKLAND UNIVERSITY	W, 5-0
2/27		OAKLAND UNIVERSITY	W, 10-1 (5)
3/1	&	Texas	L, 10-1 (4)
3/3	&	Kansas	L, 4-3
3/3	&	#18 Florida State	W, 2-0
3/7	?	#13 Florida Atlantic	L, 6-0
3/7	?	Central Michigan	L, 2-0
3/8	?	North Carolina	W, 8-3
3/8	?	Nicholls State	W, 8-0 (5)
3/9	?	Temple	W, 6-0
3/9	?	Florida International	W, 3-2 (8)
3/9	?	#3 Stanford	L, 7-0
3/16		#24 SOUTH CAROLINA	L, 4-2
3/16		#24 SOUTH CAROLINA	L, 5-2
3/17		#24 SOUTH CAROLINA	W, 11-10 (9)
3/19		at #4 LSU	L, 9-3
3/19		at #4 LSU	W, 8-7 (11)
3/20		at #4 LSU	L, 4-0
3/23		at #21 Georgia	L, 3-1
3/23		at #21 Georgia	W, 2-1
3/24		at #21 Georgia	W, 4-3
3/29		TENNESSEE	L, 2-0
3/29		TENNESSEE	W, 8-1
4/3		at Southern Miss	W, 6-2
4/3		at Southern Miss	L, 3-0
4/6		at Kentucky	L, 6-4
4/6		at Kentucky	L, 10-3
4/7		at Kentucky	W, 3-2
4/10		OLE MISS	W, 1-0
4/10		OLE MISS	W, 8-1
4/11		OLE MISS	W, 1-0
4/13		at Auburn	W, 2-1
4/13		at Auburn	L, 6-4
4/14		at Auburn	L, 3-1
4/18		GEORGIA TECH	W, 7-4
4/18		GEORGIA TECH	W, 3-0
4/20		#15 ALABAMA	L, 10-4
4/20		#15 ALABAMA	L, 8-4
4/21		#15 ALABAMA	L, 8-2
4/24		JACKSONVILLE STATE	W, 10-1 (5)
4/27		at Arkansas	L, 1-0
4/27		at Arkansas	L, 7-6
4/28		at Arkansas	L, 7-0
5/4		FLORIDA	W, 4-1
5/4		FLORIDA	W, 6-2
5/5		FLORIDA	W, 8-2
5/9	@	South Carolina	L, 11-5
5/10	@	Arkansas	W, 5-1
5/11	@	#25 Georgia	L, 7-1
5/16	*	#4 Arizona State	L, 4-1
5/16	*	Northwestern State	W, 9-6
5/18	*	at #19 La-Lafayette	L, 10-3

! Arizona State Fiesta Bowl Tournament (Phoenix, Ariz.); ^ Bulldog Classic (Starkville); ^ NFCA Leadoff Classic (Columbus, Ga.); & Florida State Sunshine Classic (Tallahassee, Fla.); ? Speedline Invitational (Plant City, Fla.); @ SEC Tournament (Chattanooga, Tenn.); \* NCAA Regional 3 (Lafayette, La.).

## 2003

34-30 Overall • 13-16 SEC NCAA REGIONAL 5  
Home: 11-8 • Away: 10-14 • Neutral: 13-8

2/4		SOUTHERN MISS	W, 3-1
2/7	!	Wisconsin	W, 9-2
2/7	!	#4 Nebraska	L, 7-5
2/8	!	#10 Cal State-Fullerton	L, 3-0
2/8	!	#13 Arizona State	L, 5-4
2/9	!	#24 Texas A&M	W, 5-2
2/9	!	#2 Arizona	L, 9-2
2/12		at UAB	W, 2-0
2/14		MISS. VALLEY STATE	W, 14-0 (5)
2/16	^	Jacksonville State	L, 9-1 (6)
2/16	^	Samford	W, 15-4 (5)
2/21	#	Nevada	W, 7-0
2/21	#	Miami (OH)	W, 5-2
2/22	#	Illinois-Chicago	W, 4-1
2/22	#	IUPUI-Fort Wayne	W, 5-1
2/23	#	Colorado State	W, 5-3
2/28		at #15 Florida State	W, 3-1
2/28	+	Syracuse	W, 4-1
3/2	+	Pittsburgh	W 5-4 (8)
3/2	+	Syracuse	W, 3-2
3/8		at #13 South Carolina	W, 6-2
3/8		at #13 South Carolina	L, 11-3 (6)
3/9		at #13 South Carolina	L, 5-2
3/11	~	Monmouth	W, 9-1 (6)
3/11		at Coastal Carolina	W, 4-3
3/12		at Coastal Carolina	W, 10-2
3/12		at Coastal Carolina	L, 7-6
3/15		#10 GEORGIA	L, 8-2
3/15		#10 GEORGIA	W, 2-0
3/16		#10 GEORGIA	L, 9-0 (5)
3/19		BHAM SOUTHERN	W, 8-0 (5)
3/19		BHAM SOUTHERN	W, 4-0
3/22		at Tennessee	L, 8-0 (5)
3/22		at Tennessee	W, 11-7
3/23		at Tennessee	L, 16-2 (5)
3/26		#11 LSU	L, 4-3
3/26		#11 LSU	L, 15-13 (8)
3/27		#11 LSU	W, 6-2
3/29		KENTUCKY	W, 7-6
3/29		KENTUCKY	W, 7-0
3/30		KENTUCKY	W, 6-3
4/3	^	Southern Miss	L, 8-5
4/5		AUBURN	L, 7-3
4/5		Auburn	W, 7-3



# YEAR-BY-YEAR RESULTS

## 2005

**35-31 Overall • 12-18 SEC**  
**NCAA REGIONAL 4**  
**Home: 19-10 • Away: 6-13 • Neutral: 10-8**

2/4	\$	N.C. STATE	L, 2-1
2/4	\$	LOUISIANA TECH	W, 9-0 (5)
2/5	\$	MISS. VALLEY STATEW,	15-0 (5)
2/5	\$	N.C. STATE	W, 5-1
2/6	\$	LOUISIANA TECH	W, 9-7
2/12	!	McNeese State	W, 5-0
2/12	!	at #5 La.-Lafayette	L, 7-2
2/18	+	TULSA	W, 5-0
2/18	+	TENNESSEE TECH	L, 5-3
2/19	+	TROY	W, 3-0
2/19	+	TULSA	W, 4-2
2/25	%	#1 Cal-Berkeley	L, 9-4
2/25	%	Cal State-Fullerton	W, 5-4 (8)
2/26	%	#20 Pacific	L, 5-4
2/26	%	Utah	W, 10-3
2/27	%	#18 Oregon State	L, 6-5
3/2		SOUTHERN MISS	W, 9-0 (6)
3/4	#	Florida A&M	W, 4-2
3/4	#	St. Francis (PA)	W, 7-0
3/5	#	Virginia Tech	L, 4-3
3/5	#	Troy	W, 12-6
3/6	#	Ohio State	L, 11-0 (5)
3/8		at UAB	W, 8-3
3/12		#13 Georgia	L, 8-0
3/12		#13 Georgia	L, 9-4
3/13		#13 Georgia	L, 7-1
3/17		at Middle Tennessee	W, 8-0 (5)
3/17		at Middle Tennessee	L, 6-5
3/19		at #6 Tennessee	L, 1-0
3/19		at #6 Tennessee	L, 8-4
3/20		at #6 Tennessee	L, 3-1
3/25		Kentucky	W, 3-2
3/25		Kentucky	W, 5-0
3/26		Kentucky	W, 3-2
3/30		#25 LSU	W, 13-11
3/30		#25 LSU	W, 4-1
3/31		#25 LSU	L, 15-9
4/2		#23 Auburn	L, 10-2 (5)
4/2		#23 Auburn	W, 4-3
4/3		#23 Auburn	L, 6-4
4/7		at Southern Miss	W, 5-2
4/9		at #10 Alabama	L, 8-0 (5)
4/9		at #10 Alabama	L, 4-1
4/10		at #10 Alabama	L, 9-1 (5)
4/12		UAB	W, 11-1 (5)
4/13		Ole Miss	L, 2-0
4/16		Arkansas	W, 5-4
4/16		Arkansas	W, 1-0
4/17		Arkansas	W, 2-1
4/19		at Ole Miss	W, 4-0
4/23		at #16 Florida	L, 4-0
4/23		at #16 Florida	L, 12-4 (5)
4/24		at #16 Florida	W, 3-0
4/26	-	Ole Miss	L, 4-0
5/7		at South Carolina	L, 3-2
5/7		at South Carolina	L, 7-5
5/8		at South Carolina	W, 3-2 (8)
5/12	^	#9 Alabama	L, 5-0
5/13	^	South Carolina	W, 4-1
5/14	^	#11 Tennessee	L, 3-0
5/20	?	Texas A&M-CC	W, 1-0
5/21	?	at #5 Texas	L, 2-0
5/22	?	Texas A&M-CC	W, 2-1
5/22	?	at #5 Texas	L, 2-0

\$ *Bulldog Round-Robin (Starkville); ! Ragin' Cajuns Invitational (Lafayette, La.); + Bulldog Classic (Starkville); % Palm Springs Classic (Palm Springs, Calif.); # Buzz Classic (Marietta, Ga.); ~ Madison, Miss.; ^ SEC Tournament (Gainesville, Fla.); ? NCAA Region 4 Tournament (Austin, Texas).*

## 2006

**33-28 Overall • 7-22 SEC**  
**Home: 16-11 • Away: 9-13 • Neutral: 8-4**

2/10	\$	Western Kentucky	W, 3-1
2/10	\$	Jacksonville	W, 8-0 (5)
2/11	\$	at South Florida	W, 2-0
2/11	\$	Jacksonville	W, 8-0 (5)
2/12	\$	South Florida	W, 4-2
2/17	!	EAST TENNESSEE ST.W,	9-1 (6)
2/17	!	SOUTHERN ILLINOIS	W, 2-0
2/19	!	EAST TENNESSEE STATEW,	6-0
2/19	!	TENNESSEE STATE	W, 7-1
2/24	+	NORTHWESTERN STATE W,	5-2
2/24	+	SE MISSOURI STATE	W, 5-2
2/26	+	SE MISSOURI STATE	W, 3-0
2/26	+	ALCORN STATE	W, 9-0 (5)
3/1		SAMFORD	W, 9-1 (6)
3/1		SAMFORD	W, 3-1
3/3	%	#13 Washington	W, 3-0
3/3	%	#18 Baylor	L, 0-1
3/4	%	Bowling Green	W, 3-2 (8)
3/4	%	#13 Washington	L, 1-8
3/5	%	Bowling Green	W, 6-1
3/5	%	at #18 Baylor	L, 1-3
3/7		SOUTHERN MISS	L, 0-2
3/10	@	Syracuse	W, 2-1
3/10	@	#4 UCLA	L, 0-2
3/11	@	Mercer	W, 4-3
3/11	@	at Long Beach State	W, 3-2
3/12	@	#4 UCLA	L, 0-3
3/18		at Arkansas	W, 5-0
3/18		at Arkansas	W, 5-2
3/19		at Arkansas	L, 2-4
3/21		MISSISSIPPI VALLEY ST. W,	5-0

3/21		MISSISSIPPI VALLEY ST.	W, 6-3
3/25		SOUTH CAROLINA	W, 4-3 (10)
3/25		SOUTH CAROLINA	W, 2-1
3/26		SOUTH CAROLINA	L, 2-6
3/28		MIDDLE TENN. ST.	W, 9-3
3/28		MIDDLE TENN. ST.	W, 13-1 (5)
3/30		at Southern Miss	W, 8-0 (5)
4/1		FLORIDA	L, 1-7
4/1		FLORIDA	L, 0-2
4/2		FLORIDA	L, 1-2
4/5	~	Ole Miss	L, 1-2
4/8		at #10 Georgia	L, 0-3
4/8		at #10 Georgia	L, 0-8 (6)
4/9		at #10 Georgia	L, 2-8
4/11		at Ole Miss	L, 5-6
4/14		at #20 Auburn	L, 1-4
4/14		at #20 Auburn	L, 5-6
4/15		at #20 Auburn	L, 3-5
4/19		at #11 LSU	L, 0-5
4/19		at #11 LSU	L, 0-4
4/20		at #11 LSU	L, 1-7
4/22		#4 TENNESSEE	L, 1-2
4/22		#4 TENNESSEE	L, 1-3
4/23		#4 TENNESSEE	L, 0-10 (5)
4/26		OLE MISS	L, 0-1
4/29		#4 ALABAMA	L, 4-5 (8)
4/29		#4 ALABAMA	L, 3-6
5/6		at Kentucky	W, 4-6
5/6		at Kentucky	W, 2-0
5/7		at Kentucky	W, 3-2 (8)

\$ *USF Best Western Invitational (Tampa, Fla.); ! Bulldog Classic (Starkville); + Bulldog Round-Robin (Starkville); % Compass Bank Invitational (Waco, Texas); @ Long Beach Invitational (Lakewood, Calif.); ~ Madison, Miss.*

## 2007

**35-27 Overall • 14-14 SEC**  
**NCAA TUCSON REGIONAL**  
**Home: 18-6 • Away: 7-13 • Neutral: 10-8**

2/9	\$	IOWA STATE	W, 9-3
2/9	\$	PURDUE	W, 6-5
2/10	\$	KENNESAW STATE	W, 6-0
2/10	\$	IOWA STATE	L, 3-8
2/10	\$	PURDUE	W, 8-1
2/15	!	vs. BYU	W, 1-0
2/16	!	vs. #10 Cal	W, 9-0 (6)
2/16	!	vs. Cal-Davis	L, 1-2
2/17	!	vs. Hawaii	L, 2-3
2/17	!	vs. Utah State	W, 6-3
2/21		MISSISSIPPI VALLEYW,	10-2 (5)
2/23	+	vs. #20 Florida State	L, 2-4
2/23	+	vs. Seton Hall	W, 23-0 (5)
2/24	+	vs. Tennessee Tech	W, 10-1 (6)
2/24	+	vs. #21 Nebraska	L, 6-7 (9)
2/25	+	vs. North Carolina	L, 4-8
3/2	%	vs. Tennessee Tech	L, 4-9
3/2	%	vs. Toledo	W, 3-2
3/3	%	vs. UT-Martin	W, 6-5 (9)
3/3	%	at UT-Chattanooga	L, 3-11 (5)
3/4	%	vs. Austin Peay	W, 2-0
3/6		INDIANA STATE	W, 2-1
3/7		SAMFORD	W, 7-0
3/10		at #3 Alabama	L, 2-10 (5)
3/10		at #3 Alabama	L, 3-5
3/11		at #3 Alabama	L, 0-8 (6)
3/13		at Kentucky	W, 7-0
3/13		at Kentucky	W, 9-7
3/17		at #1 Tennessee	L, 0-3
3/17		at #1 Tennessee	L, 1-2 (8)
3/18		at #1 Tennessee	L, 1-5
3/20		at UAB	W, 5-0
3/24		AUBURN	W, 3-1
3/24		AUBURN	W, 4-1
3/25		AUBURN	L, 1-2
3/27	@	vs. Mississippi	W, 5-2
3/31		SOUTH CAROLINA	W, 2-1
3/31		SOUTH CAROLINA	W, 4-3
4/1		SOUTH CAROLINA	W, 8-7 (8)
4/4		at Samford	L, 0-3
4/6		MISSISSIPPI	L, 2-3
4/7		MISSISSIPPI	W, 7-4
4/7		MISSISSIPPI	W, 8-0
4/12		SOUTHERN MISSISSIPPI	W, 9-2
4/14		#6 LSU	L, 1-4 (9)
4/14		#6 LSU	L, 3-4 (9)
4/17		UAB	W, 4-1
4/18		at Mississippi Valley State	L, 3-5
4/21		at Georgia	L, 2-5
4/21		at Georgia	W, 13-9 (8)
4/22		at Georgia	W, 12-5
4/24		at Southern Miss	W, 10-6
4/27		at #20 Florida	W, 4-3
4/27		at #20 Florida	L, 1-2
4/28		at #20 Florida	L, 2-3 (9)
5/4		ARKANSAS	W, 3-1
5/4		ARKANSAS	L, 8-11
5/5		ARKANSAS	W, 8-0 (5)
5/10	~	vs. #25 Florida	L, 0-3
5/18	^	Pacific	W, 7-1
5/19	^	#4 Arizona	L, 0-8
5/19	^	Pacific	L, 10-12

\$ *Bulldog Round-Robin (Starkville, Miss.); ! UNLV Desert Classic (Las Vegas, Nev.); + NFCA Leadoff Classic (Columbus, Ga.); % UTC Frost Classic (Chattanooga, Tenn.); @ M&F Bank Classic (Ridgeland, Miss.); ~ SEC Tournament (Auburn, Ala.); ^ NCAA Tucson Regional (Tucson, Ariz.).*

## 2008

**41-22 Overall • 13-14 SEC**  
**NCAA TEMPE REGIONAL**  
**Home: 20-8 • Away: 10-6 • Neutral: 11-8**

2/8	\$	#20 Oregon	W, 3-0
2/8	\$	Cal St. Northridge	W, 4-2
2/9	\$	UC Riverside	W, 8-0 (5)
2/9	\$	San Diego St.	W, 8-0 (6)
2/10	\$	California	W, 4-1 (9)
2/13		MISS. VALLEY ST.	W, 10-0 (5)
2/15	!	WRIGHT STATE	W, 4-0
2/15	!	SOUTHERN ILLINOIS	W, 7-3
2/16	!	FORDHAM	W, 6-5 (8)
2/16	!	WRIGHT STATE	W, 5-2
2/17		SOUTHERN ILLINOIS	W, 4-3
2/23	+	Western Kentucky	L, 1-2
2/23	+	Austin Peay	W, 12-4 (6)
2/24	+	Western Kentucky	L, 2-4
2/24	+	at Mercer	W, 5-3
2/29	%	N.C. State	W, 4-0
2/29	%	#11 Michigan	L, 0-2
3/1	%	Syracuse	W, 8-2
3/1	%	UC Santa Barbara	L, 2-5 (8)
3/2	%	Massachusetts	W, 3-2
3/4		UAB	W, 7-0
3/7	&	CHARLESTON SOUTHERNW,	19-2 (5)
3/8	&	AUSTIN PEAY	W, 3-1
3/8	&	CHARLESTON SOUTHERN	W, 5-1
3/9	&	LOUISIANA TECH	W, 5-2
3/11		at Auburn	W, 8-3
3/11		at Auburn	L, 4-5 (9)
3/12		at Auburn	L, 0-8 (5)
3/15		#2 ALABAMA	L, 0-2
3/15		#2 ALABAMA	L, 2-4
3/16		#2 ALABAMA	L, 0-3
3/18		at Southern Miss	W, 9-0 (5)
3/21		at Mississippi	W, 5-3
3/21		at Mississippi	W, 3-2
3/22		at Mississippi	W, 8-3
3/26		at #8 LSU	L, 2-5
3/26		at #8 LSU	L, 1-2
3/29	#	MISS. VALLEY ST.	W, 10-1 (5)
3/29	#	GEORGETOWN	W, 8-0 (5)
3/30	#	GEORGETOWN	W, 7-2
3/30	#	MISS. VALLEY ST.	W, 12-0 (5)
4/3		KENTUCKY	W, 1-0
4/3		KENTUCKY	W, 8-0 (5)
4/5		#3 FLORIDA	L, 0-5
4/5		#3 FLORIDA	L, 2-7
4/6		#3 FLORIDA	L, 0-5
4/8	@	Mississippi	L, 1-2
4/12		at South Carolina	W, 1-0
4/12		at South Carolina	W, 3-1
4/13		at South Carolina	W, 9-1 (6)
4/17	*	U.S. Olympic Team	L, 13-0 (6)
4/19		#21 GEORGIA	W, 10-0 (5)
4/19		#21 GEORGIA	L, 2-6
4/20		#21 GEORGIA	W, 7-4
4/23		SOUTHERN MISS.	W, 5-2
4/26		#10 TENNESSEE	W, 2-1
4/26		#10 TENNESSEE	L, 6-8
5/3		at Arkansas	L, 1-3
5/3		at Arkansas	W, 9-1 (5)
5/4		at Arkansas	L, 6-7
5/8	~	Alabama	L, 0-1
5/16	^	#23 Hawaii	L, 7-9
5/17	^	Stony Brook	W, 8-3
5/17	^	#23 Hawaii	L, 4-7

\$ *Cathedral City Kickoff (Cathedral City, Calif.); ! Bulldog Round-Robin (Starkville, Miss.); + Mercer Wingate Inn Classic (Macon, Ga.); % NFCA Leadoff Classic (Columbus, Ga.); & Bulldog Classic (Starkville, Miss.); # Bully Bash (Starkville, Miss.); @ M&F Bank Classic (Ridgeland, Miss.); \* Bound 4 Beijing Tour Exhibition Game (Ridgeland, Miss.); ~ SEC Tournament (Auburn, Ala.); ^ NCAA Tempe Regional (Tempe, Ariz.).*

## 2009

**28-28 Overall • 13-14 SEC**  
**NCAA TALLAHASSEE REGIONAL**  
**Home: 17-10 • Away: 7-12 • Neutral: 4-6**

2/6	%	KENNESAW STATE	L, 4-0
2/7	%	LA.-MONROE	W, 5-3
2/7	%	IONA	W, 10-0 (5)
2/8	%	LA.-MONROE	W, 12-5
2/11		SOUTHERN MISSISSIPPI	L, 7-3
2/13	^	#23 Purdue	W, 4-3
2/14	^	Miami (Ohio)	W, 3-0
2/15	^	at Florida State	W, 5-4
2/20	#	RUTGERS	W, 6-0
2/21	#	EVANSVILLE	W, 7-0
2/21	#	SIU-EDWARDSVILLE	W, 3-0
2/22	#	SIU-EDWARDSVILLE	W, 2-0
2/25		at Miss. Valley State	W, 10-4
2/27	\$	#20 Ohio State	L, 7-0
3/5	!	Florida Gulf Coast	L, 8-3
3/5	!	Santa Clara	W, 11-3
3/6	!	Oregon State	L, 2-0
3/6	!	at Hawaii	W, 14-11
3/7	!	Mount St. Mary's	W, 6-1
3/8	!	Radford	L, 3-1
3/14		at #2 Alabama	L, 4-0
3/14		at #2 Alabama	L, 7-1
3/15		at #2 Alabama	L, 3-2
3/17		ARKANSAS	L, 8-3 (8)
3/17		ARKANSAS	L, 5-1
3/18		ARKANSAS	L, 3-2
3/21		#20 LSU	L, 5-4
3/21		#20 LSU	L, 4-1
3/22		#20 LSU	L, 7-5
3/24		at UAB	W, 9-7
3/28		at #9 Tennessee	W, 5-4
3/28		at #9 Tennessee	L, 8-0 (5)
3/29		at #9 Tennessee	W, 10-6
4/1	+	Mississippi	L, 8-3
4/4		at #1 Florida	L, 11-2 (5)
4/4		at #1 Florida	L, 6-2
4/5		at #1 Florida	L, 3-0
4/8		SOUTH ALABAMA	W, 5-2
4/9		JACKSON STATE	W, 9-0 (5)
4/9		JACKSON STATE	W, 3-0
4/15		at #6 Georgia	L, 10-0 (5)
4/15		at #6 Georgia	W, 3-1 (10)
4/18		SOUTH CAROLINA	W, 4-2
4/18		SOUTH CAROLINA	L, 2-0
4/19		SOUTH CAROLINA	W, 10-2 (6)
4/22		AUBURN	W, 2-1 (10)
4/22		AUBURN	L, 8-3
4/24		at Kentucky	L, 10-3
4/24		at Kentucky	L, 4-1
4/25		at Kentucky	L, 8-7
5/2		MISSISSIPPI	W, 6-2
5/2		MISSISSIPPI	W, 8-0 (5)
5/8		MISS. VALLEY STATE	W, 10-2 (5)
5/8		MISS. VALLEY STATE	W, 4-1
5/15	~	#14 California	L, 8-3
5/15	~	#16 Florida State	L, 5-30



# NCAA TOURNAMENT TEAMS



2000



NCAA REGIONAL I • SEATTLE, WASHINGTON

2002



NCAA REGIONAL 3 • LAFAYETTE, LOUISIANA

2003



NCAA REGIONAL 5 • LINCOLN, NEBRASKA

2004



NCAA REGIONAL 5 • LINCOLN, NEBRASKA

2005



NCAA REGIONAL 4 • AUSTIN, TEXAS

2007



NCAA TUCSON REGIONAL • TUCSON, ARIZONA

2008



NCAA TEMPE REGIONAL • TEMPE, ARIZONA

2009



NCAA TALLAHASSEE REGIONAL • TALLAHASSEE, FLORIDA



2010 BULLDOG SOFTBALL





# ALL-AMERICANS



## #18 CHELSEA BRAMLETT (2007-Present)

*2008 1st Team • 2009 1st Team • 2007 1st Team*

Bramlett earned a third-straight first team all-America honor from the NFCA in 2009, the first Bulldog to accomplish the feat... Bramlett has also been named the NFCA/Diamond Sports Division I Catcher of the Year the past two seasons following a freshman season in which she was named the SEC Freshman of the Year... She also earned her second-straight USA Softball Player of the Year finalist honors in 2009... Bramlett was named to the USA Softball National Team last summer after becoming MSU's career steals leader with a school-record 54 in 60 attempts.



## #3 COURTNEY BURES (2005-08)

*2008 1st Team • 2005 1st Team*

Bures closed her career with her second NFCA First Team All-American award after being named to the first team following a stellar freshman campaign in which she was named the SEC Freshman of the Year... The Haymarket, Va., native closed her career with a .352 career batting average and the school record for career RBI with 193... Bures, a member of the Team USA squad that won the 2009 Japan Cup, also ranks in the school's career top five in batting average, runs scored, hits, doubles, triples, home runs, total bases, walks, intentional bases on balls and hit by a pitch... She also holds the career assists record.



## #14 KERI McCALLUM (1997-00)

*2000 1st Team*

When Mississippi State brought softball back in 1997, McCallum was a member of that inaugural squad and helped put the Bulldogs among the nation's premier softball programs... She closed her career by earning first team all-America accolades after helping Mississippi State to its first-ever NCAA Regional berth... The 2000 NFCA Division I and Overall Catcher of the Year, McCallum continues to hold State's career records for at-bats (818) and hits (319), and her 38 career triples still rank as the most in SEC history... Her 50 career game-winning runs also top the MSU career charts.



## #12 IYHIA McMICHAEL (2001-04)

*2004 1st Team • 2003 1st Team*

Arguably one of the most-heralded players in Mississippi State softball history, McMichael earned a pair of first team all-America accolades while helping the Bulldogs to three-straight NCAA Regionals from 2002-04... McMichael still hails as the only player to earn consecutive SEC Player of the Year accolades... She was named one of three finalists for USA Softball Player of the Year in 2004, a year after making the top 10... McMichael holds the single-season and career records for runs scored, and her 18 home runs in 2003 still rank as the most in a season.



## #20 KELLIE WILKERSON (1999-02)

*2002 2nd Team • 2001 1st Team • 2000 1st Team • 1999 2nd Team*

Wilkerson became the Bulldogs' only four-time all-American following a stellar career that placed her among the elite in school, SEC and NCAA history... Wilkerson led Mississippi State to a pair of NCAA Regional appearances while earning a pair of first team and second team all-America honors... She still stands as the SEC and NCAA leader for saves in a career with 32... Her SEC-best 14 saves in 2002 were best in the nation until 2008... Offensively, Wilkerson sits atop the SEC in career on-base percentage (.544) and walks (177) while ranking second in batting average (.429) and fifth in home runs with a school-record 44.

# LETTERWINNERS



## A

**Akins, Susan (1983)**  
RHP, #34, Memphis, Tenn.

**Anderson, Autumn (1998-99)**  
RHP, #20, Farmington, N.M.

## B

**Bailey, Jessie (2007-09)**  
INF, #6, Lithonia, Ga.

**Bailey, Sammie Jo (2006-09)**  
1B, #34, Lithonia, Ga.

**Bainbridge, Ali (2008-09)**  
2B, #1, Vestavia Hills, Ala.

**Bateman, Megan (2007-08)**  
C, #11, Brookhaven, Miss.

**Baxstrum, Lynn (1982)**  
2B, #41, Philadelphia, Miss.

**Bell, Brittany (2008-09)**  
OF, #13, Brandon, Fla.

**Benardo, Ariana (1997-98)**  
2B, #4, Torrance, Calif.

**Best, Brooke (2000-03)**  
2B, #3, Ooltewah, Tenn.

**Blake, Jessie (2005-06)**  
RHP, #11, Sugar Land, Texas

**Bonar, Vicki (1984-85)**  
RHP, #5, Royal Oak, Mich.

**Boyce, Nakita (2005-08)**  
OF, #7, Springfield, Mo.

**Bramlett, Chelsea (2007-09)**  
C, #18, Cordova, Tenn.

**Brown, Blaire (2001-04)**  
C, #34, Yucaipa, Calif.

**Burcham, Tina (1983)**  
OF, #30, Florence, Ala.

**Bures, Courtney (2005-08)**  
INF, #3, Haymarket, Va.

**Bushby, Chris (1997-2000)**  
OF, #18, Starkville, Miss.

## C

**Calvert, Kayla (1999)**  
RHP, #19, Lafayette, Ind.

**Clark, Julie (1984)**  
1B, #8, Baton Rouge, La.

**Clark, Tracy (1997-99)**  
OF, #26, Valencia, Calif.

**Comeaux, Stephanie (2004-07)**  
RHP, #1, Lucedale, Miss.

**Cooley, Katie (2004-07)**  
C/OF, #17, Birmingham, Ala.

## D

**Dabbs, Stacey (1984-85)**  
OF, #9, Baton Rouge, La.

**Davis, Kim (1985-86)**  
RHP, #18, Monroe, La.

**Delaneuve, Summer (2003)**  
RHP, #8, LaPlace, La.

**DeNornie, Janice (1982-84)**  
RHP, #41, Memphis, Tenn.

**Dunlap, Lindsey (2009)**  
LHP, #32, Hueytown, Ala.

## E

**Ellwood, Susan (1985)**  
C/3B, #13, Baton Rouge, La.

## F

**Feldt, Shawna (1998)**  
UTL, #3, Vancouver, Wash.

**Fletcher, Misty (2008-09)**  
RHP, #17, Lone Grove, Okla.

**Frank, Courtney (2000, 03)**  
RHP, #16, Kent, Wash.

**Futch, Karen (1983-84)**  
1B, #44, Titusville, Fla.

## G

**Gates, Brittany (2009)**  
OF, #4, Houston, Miss.

**Gates, Michelle (1997-2000)**  
RHP/3B, #7, Chowchilla, Calif.

**Gentry, Pam (1986)**  
C, #14, Monroe, La.

**Goldsmith, Connie (1999)**  
OF, #34, Starkville, Miss.

**Goodwin, Robynn (2000)**  
C, #72, Starkville, Miss.

**Gregory, Rhonda (1982)**  
OF, #32, Pontotoc, Miss.

**Gregory, Vickie (1982)**  
OF, #42, Pontotoc, Miss.

**Gresham, Stacy (1986)**  
1B, #44, Florence, Ala.

**Guess, Hayle (2004, 2006-08)**  
UTL, #21, Moss Point, Miss.

## H

**Hartnett, Meg (1983-86)**  
SS, #20, Germantown, Tenn.

**Hehnke, Jenny (1997-2000)**  
2B, #1, Santa Barbara, Calif.

**Helms, Jemmye Ann (1997)**  
OF, #3, Mathiston, Miss./East Webster

**Henry, Nichole (1997-2000)**  
C/1B, #11, Whitwell, Tenn.

**Heon, Allie (2009)**  
INF/OF, #10, Leesburg, Va.

**Herbert, Missy (1984-85)**  
INF, #21, Memphis, Tenn.

**Hewett, Blair (2004-07)**  
C, #5, St. Matthews, S.C.

**Hooper, Sharon (1984-86)**  
RHP, #7, Gretna, La.

**Hickerson, Sara (2004-07)**  
RHP, #32, Nashville, Tenn.

**Hunley, Lindsay (2005-08)**  
INF, #15, Aurora, Ill.

**Hurley, Rachel (2006-07)**  
OF, #10, Brandon, Miss.

## I

**Ingram, Julia (1982-84)**  
OF, #24, Tupelo, Miss.

## J

**Jaspers, Kate (2001-04)**  
1B/OF, #28, Prescott, Ariz.

**Jennings, Sherri (1985-86)**  
OF, #10, Pensacola, Fla.

**Jessup, Jennifer (2001-03)**  
SS, #25, East Dublin, Ga.

**Johnson, Dani (1997)**  
C, #24, Tucson, Ariz.

**Johnson, Katie (2004-07)**  
INF, #13, Birmingham, Ala.

**Jones, Donna (1983)**  
2B, #15, Kosciusko, Miss.

**Judd, Alicia (1997-98)**  
RHP, #25, St. Louis, Mo.

**Juedemann, Aimee (1997-98)**  
OF, #8, St. Louis, Mo.

## K

**Kimbrough, Kendall (1997-2000)**  
OF, #22, Saltville, Miss.

**Kinney, Michelle (2005-07)**  
UTL, #8, Memphis, Tenn.

## L

**Lott, Anna Joyce (1998-2001)**  
OF, #10, Greenwood, Miss.

## M

**Mabry, Stacy (2006)**  
OF, #6, Liberty, Miss.

**Massey, Melissa (2002-05)**  
RHP, #2, Fayetteville, Tenn.

**Mathews, Lezlie (1986)**  
C, #21, Baton Rouge, La.

**Matzenger, Mary Lee (1982)**  
OF, #17, Mobile, Ala.

**McCain, Cindy (1985-86)**  
2B, #42, Pope, Miss.

**McCallum, Keri (1997-2000)**  
C/OF, #14, Port Orchard, Wash.

**McCloud, Gina (2006-08)**  
3B, #44, Monticello, Miss.

**McDonald, Tanelda (2002-2005)**  
3B, #24, Madison, Miss.

**McFarling, Keri (2004)**  
OF, #10, Amory, Miss.

**McMichael, Iyhia (2001-04)**  
OF, #12, Nacogdoches, Texas

**McWatters, Bonnie (1984-86)**  
OF, #15, Lake Park, Fla.

**Mellert, Kristie (1983)**  
3B, #22, Hope Hull, Ala.

**Meyer, Allison (2005)**  
INF, #9, Laurel, Miss.

**Miller, Kelli (2004-07)**  
RHP, #33, Colorado Springs, Colo.

**Miller, Rhonda Ann (1984)**  
RHP, #10, Chalmette, La.

**Minor, Christene (1982-83)**  
2B, #33, Starkville, Miss.

**Moore, Courtney (2009)**  
INF/OF, #21, El Sobrante, Calif.

**Moore, Sherry (1982)**  
1B, #25, Noxapater, Miss.

**Morgan, Melanie (1983-86)**  
OF, #42, Memphis, Tenn.

**Moschetti, Nicole (2000)**  
3B, #16, West Palm Beach, Fla.

**Mosley, Amy (2001-02)**  
C, #11, Quitman, Miss.

## N

**Nelson, Jennifer (2000-03)**  
RHP/OF, #9, Weatherford, Texas

**Nelson, Lindsay (2001-04)**  
2B, #6, Orange Park, Fla.

**Nesbit, Courtney (2008-09)**  
INF, #25, Acworth, Ga.

**Nurnberg, Kelsey (2007-09)**  
RHP, #9, Ankeny, Iowa

## O

**O'Nan, Meagan (2003-04)**  
OF, #15, Starkville, Miss.

**Osborn, Cindy (1983)**  
OF, #23, Olive Branch, Miss.

**Owens, Stephanie (2003)**  
RHP, #33, Easley, S.C.

## P

**Patterson, Tyeah (2002)**  
OF, #29, Pascagoula, Miss.

**Pendley, Connie (1985-86)**  
3B, #22, Birmingham, Ala.

**Perrault, Tina (1984)**  
C, #13, Baton Rouge, La.

**Pedroli, Maryann (1997)**  
OF, #19, Germantown, Tenn.

**Pippins, Cathy (1986)**  
RHP, #31, West Monroe, La.

**Pursell, Jennifer (2000-01)**  
RHP, #15, Rancho Cucamonga, Calif.

## R

**Reese, Laura Leigh (2006-07)**  
C, #24, Clinton, Miss.

**Richards, Becca (2000)**  
OF, #26, Eugene, Ore.

**Rider, Karrie (1997-2000)**  
SS, #23, Camas, Wash.

**Riner, June (1983)**  
UTL, #25, East Coweta, Ga.

**Robinson, Faith (2002)**  
3B, #26, Bolton, Miss.

## S

**Schlagheck, Robyn (1999-2001)**  
C, #8, Huntsville, Ala.

**Shipley, Karen (1984-85)**  
C, #12, Winterhaven, Fla.

**Seibert, Laurie (2007-09)**  
INF, #16, Sugar Grove, Ill.

**Smith, Cheri (1998-2001)**  
1B, #12, Phoenix, Ariz.

**Smith, Jamie (1998-99)**  
OF, #9, Phoenix, Ariz.

**Smith, Ka'ili (2009)**  
INF/OF, #7, Kapolei, Hawaii.

**Spain, Jessie (2008-09)**  
INF/OF, #8, Birmingham, Ala.

## T

**Tegarden, Susan (1983)**  
C, #43, St. Petersburg, Fla.

**Tillman, Krystal (2001-03)**  
OF, #7, Romoland, Calif.

## W

**Walker, Irene (1985-86)**  
1B, #17, Pensacola, Fla.

**Watkins, Brandi (2004)**  
OF, #29, Starkville, Miss.

**Waterman, Jennifer (2001-04)**  
C/1B, #23, Kingwood, Texas

**Watson, Kristie (1984)**  
3B, #14, Hope Hull, Ala.

**White, Jan (1982)**  
1B, #32, Aberdeen, Miss.


**Whitehead, Kasey (2000-02)**  
RHP/INF, #4, Roswell, Ga.

**Wilkerson, Kellie (1999-2002)**  
LHP/UTL, #20, Jacksonville, Fla.

**Williams, Callie (2003-06)**  
2B, #4, Katy, Texas

**Woolven, Elizabeth (2008-09)**  
LHP, #12, Nettleton, Miss.

**Wroten, Ashley (2006)**  
OF, #25, Terry, Miss.



STEPHANIE COMEAUX



**ALABAMA (Alabama leads 39-7)**

4/18/97	Alabama	5-2 (8)	Tuscaloosa, Ala.
4/18/97	Alabama	8-10	Tuscaloosa, Ala.
4/19/97	Alabama	5-2	Starkville, Miss.
4/19/97	Mississippi State	2-1	Starkville, Miss.
4/19/98	Mississippi State	5-4	Starkville, Miss.
4/19/98	Alabama	4-1	Starkville, Miss.
5/10/98	Alabama	5-4 (9)	Columbus, Ga.+
4/23/99	Mississippi State	8-7 (8)	Tuscaloosa, Ala.
4/23/99	Alabama	5-4	Tuscaloosa, Ala.
4/24/99	Alabama	6-5	Tuscaloosa, Ala.
4/24/99	Alabama	7-4	Tuscaloosa, Ala.
5/13/99	Mississippi State	6-3	Columbus, Ga.+
4/21/00	Alabama	5-2	Starkville, Miss.
4/21/00	Alabama	7-6 (9)	Starkville, Miss.
4/22/00	Alabama	9-0 (6)	Starkville, Miss.
4/22/00	Alabama	4-2	Starkville, Miss.
5/13/00	Alabama	4-3	Columbus, Ga.+
4/21/01	Alabama	7-0	Tuscaloosa, Ala.
4/21/01	Alabama	3-2	Tuscaloosa, Ala.
4/22/01	Alabama	8-0 (6)	Tuscaloosa, Ala.
2/23/02	Alabama	4-0	Columbus, Ga. \$
4/20/02	Alabama	10-4	Starkville, Miss.
4/20/02	Alabama	8-4	Starkville, Miss.
4/21/02	Alabama	8-2	Starkville, Miss.
4/12/03	Alabama	7-3	Tuscaloosa, Ala.
4/12/03	Alabama	8-5	Tuscaloosa, Ala.
4/13/03	Mississippi State	7-3	Tuscaloosa, Ala.
4/9/04	Alabama	10-0 (6)	Starkville, Miss.
4/9/04	Mississippi State	8-6	Starkville, Miss.
4/10/04	Mississippi State	10-5	Starkville, Miss.
4/9/05	Alabama	8-0 (5)	Tuscaloosa, Ala.
4/9/05	Alabama	4-1	Tuscaloosa, Ala.
4/10/05	Alabama	9-1 (5)	Tuscaloosa, Ala.
5/12/05	Alabama	5-0	Gainesville, Fla.+
4/29/06	Alabama	5-4 (8)	Starkville, Miss.
4/29/06	Alabama	6-3	Starkville, Miss.
3/10/07	Alabama	10-2 (5)	Tuscaloosa, Ala.
3/10/07	Alabama	5-3	Tuscaloosa, Ala.
3/11/07	Alabama	8-0 (6)	Tuscaloosa, Ala.
3/15/08	Alabama	2-0	Starkville, Miss.
3/15/08	Alabama	4-2	Starkville, Miss.
3/16/08	Alabama	3-0	Starkville, Miss.
5/8/08	Alabama	1-0	Baton Rouge, La.+
3/14/09	Alabama	4-0	Tuscaloosa, Ala.
3/14/09	Alabama	7-1	Tuscaloosa, Ala.
3/15/09	Alabama	3-2	Tuscaloosa, Ala.

+ Southeastern Conference Tournament  
\$ NFCA Leadoff Classic

**SERIES NOTES**

**Total Runs Scored:** Alabama 260, Mississippi State 120  
**MSU At Home:** 4-15  
**MSU On The Road:** 2-19  
**MSU At Neutral:** 1-5  
**In SEC Play:** 6-34  
**Longest MSU Win Streak:** 2, twice  
**Longest MSU Losing Streak:** 16 (4/9/05-3/15/09)  
**Last MSU Win:** 4/10/04 (10-5 in Starkville)  
**Last MSU Loss:** 3/15/09 (3-2 in Tuscaloosa, Ala.)  
**Last MSU Home Win:** 4/10/04 (10-5)  
**Last MSU Home Loss:** 3/16/08 (3-0)  
**Last MSU Road Win:** 4/13/03 (7-3)  
**Last MSU Road Loss:** 3/15/09 (3-2)  
**Highest Scoring Game:** 15, twice  
**Largest Margin Of Victory:** 5 (10-5, 4/10/04 in Starkville)  
**Largest Margin Of Defeat:** 10 (10-0, 4/9/04 in Starkville)  
**Most Runs By MSU:** 10 (W, 10-5, 4/10/04 in Starkville)  
**Most Runs By UA:** 10, twice  
**MSU In One-Run Games:** 3-9  
**MSU In Extra-Inning Games:** 1-4

**ARKANSAS (Mississippi State leads 26-20)**

3/28/97	Mississippi State	3-2	Starkville, Miss.
3/28/97	Arkansas	4-0	Starkville, Miss.
3/29/97	Arkansas	10-4	Starkville, Miss.
3/29/97	Arkansas	2-1	Starkville, Miss.
3/27/98	Mississippi State	6-0	Fayetteville, Ark.
3/27/98	Arkansas	2-1 (8)	Fayetteville, Ark.
3/28/98	Mississippi State	3-2 (9)	Fayetteville, Ark.
3/28/98	Mississippi State	6-2	Fayetteville, Ark.
4/2/99	Mississippi State	5-2	Starkville, Miss.
4/2/99	Mississippi State	4-0	Starkville, Miss.
4/3/99	Mississippi State	7-2	Starkville, Miss.
4/3/99	Mississippi State	4-2	Starkville, Miss.
3/31/00	Arkansas	2-1	Fayetteville, Ark.
3/31/00	Mississippi State	1-0	Fayetteville, Ark.
4/1/00	Mississippi State	4-3 (8)	Fayetteville, Ark.
4/1/00	Mississippi State	4-0	Fayetteville, Ark.
5/11/00	Arkansas	2-1	Columbus, Ga.+
4/28/01	Mississippi State	2-1 (8)	Starkville, Miss.
4/28/01	Mississippi State	1-0	Starkville, Miss.
4/29/01	Mississippi State	3-0	Starkville, Miss.
5/12/01	Arkansas	7-2	Chattanooga, Tenn.+
4/27/02	Arkansas	1-0	Fayetteville, Ark.
4/27/02	Arkansas	7-6	Fayetteville, Ark.
4/28/02	Arkansas	7-0	Fayetteville, Ark.
5/10/02	Mississippi State	5-1	Chattanooga, Tenn.+
4/18/03	Arkansas	5-1	Starkville, Miss.
4/18/03	Mississippi State	3-2	Starkville, Miss.
4/19/03	Arkansas	4-1	Starkville, Miss.
4/17/04	Mississippi State	2-0	Fayetteville, Ark.
4/17/04	Mississippi State	8-0	Fayetteville, Ark.
4/18/04	Arkansas	4-2	Fayetteville, Ark.
4/16/05	Mississippi State	5-4	Starkville, Miss.
4/16/05	Mississippi State	1-0	Starkville, Miss.
4/17/05	Mississippi State	2-1	Starkville, Miss.
3/18/06	Mississippi State	5-0	Fayetteville, Ark.
3/18/06	Mississippi State	5-2	Fayetteville, Ark.
3/19/06	Arkansas	4-2	Fayetteville, Ark.
5/4/07	Mississippi State	3-1	Starkville, Miss.

5/4/07	Arkansas	11-8	Starkville, Miss.
5/5/07	Mississippi State	8-0 (5)	Starkville, Miss.
5/3/08	Arkansas	3-1	Fayetteville, Ark.
5/3/08	Mississippi State	9-1 (5)	Fayetteville, Ark.
5/4/08	Arkansas	7-6	Fayetteville, Ark.
3/17/09	Arkansas	8-3 (8)	Starkville, Miss.
3/17/09	Arkansas	5-1	Starkville, Miss.
3/18/09	Arkansas	3-2	Starkville, Miss.

+ Southeastern Conference Tournament

**SERIES NOTES**

**Total Runs Scored:** Mississippi State 162, Arkansas 126  
**MSU At Home:** 14-9  
**MSU On The Road:** 11-9  
**MSU At Neutral:** 1-2  
**In SEC Play:** 25-18  
**Longest MSU Win Streak:** 6 (3/28/98-4/3/99)  
**Longest MSU Losing Streak:** 4, two times (last, 5/4/08-5/18/09)  
**Last MSU Win:** 5/3/08 (9-1 in Fayetteville)  
**Last MSU Loss:** 3/18/09 (3-2 in Starkville)  
**Last MSU Home Win:** 5/5/07 (8-0)  
**Last MSU Home Loss:** 3/18/09 (3-2)  
**Last MSU Road Win:** 5/3/08 (9-1)  
**Last MSU Road Loss:** 5/4/08 (7-6)  
**Highest Scoring Game:** 19 (ARK, 11-8, 5/4/07 in Starkville)  
**Largest Margin Of Victory:** 8, three times  
**Largest Margin Of Defeat:** 7 (7-0, 4/28/02 in Fayetteville)  
**Most Runs By MSU:** 9 (W, 9-1, 5/3/08 in Fayetteville)  
**Most Runs By ARK:** 11 (W, 11-8, 5/4/07 in Starkville)  
**MSU In One-Run Games:** 10-7  
**MSU In Extra-Inning Games:** 3-2

**AUBURN (Mississippi State leads 24-19)**

5/3/97	Mississippi State	6-3	Starkville, Miss.
5/3/97	Mississippi State	4-0	Starkville, Miss.
5/4/97	Auburn	5-4	Starkville, Miss.
5/4/97	Auburn	4-1	Starkville, Miss.
5/1/98	Auburn	2-0	Auburn, Ala.
5/1/98	Mississippi State	1-0	Auburn, Ala.
5/2/98	Mississippi State	6-2	Auburn, Ala.
5/2/98	Mississippi State	3-2 (10)	Auburn, Ala.
5/7/99	Mississippi State	4-3	Starkville, Miss.
5/7/99	Mississippi State	8-0 (5)	Starkville, Miss.
5/8/99	Mississippi State	8-0 (5)	Starkville, Miss.
5/8/99	Mississippi State	4-3	Starkville, Miss.
4/30/00	Mississippi State	3-2	Auburn, Ala.
4/30/00	Mississippi State	9-4	Auburn, Ala.
5/1/00	Auburn	5-2	Auburn, Ala.
5/1/00	Mississippi State	10-2 (6)	Auburn, Ala.
5/12/00	Mississippi State	9-3	Columbus, Ga.+
4/14/01	Mississippi State	5-4	Starkville, Miss.
4/14/01	Mississippi State	7-2	Starkville, Miss.
4/15/01	Mississippi State	4-3	Starkville, Miss.
4/13/02	Mississippi State	2-1	Auburn, Ala.
4/13/02	Auburn	6-4	Auburn, Ala.
4/14/02	Auburn	3-1	Auburn, Ala.
4/5/03	Auburn	7-3	Starkville, Miss.
4/5/03	Mississippi State	7-1	Starkville, Miss.
4/2/04	Auburn	3-2	Auburn, Ala.
4/3/04	Auburn	7-3	Auburn, Ala.
4/3/04	Mississippi State	3-2	Auburn, Ala.
5/15/04	Auburn	4-3	Tuscaloosa, Ala.+
4/2/05	Auburn	10-2 (5)	Starkville, Miss.
4/2/05	Mississippi State	4-3	Starkville, Miss.
4/3/05	Auburn	6-4	Starkville, Miss.
4/14/06	Auburn	4-1	Auburn, Ala.
4/14/06	Auburn	6-5	Auburn, Ala.
4/15/06	Auburn	5-3	Auburn, Ala.
3/24/07	Mississippi State	3-1	Starkville, Miss.
3/24/07	Mississippi State	4-1	Starkville, Miss.
3/25/07	Auburn	2-1	Starkville, Miss.
3/11/08	Mississippi State	8-3	Auburn, Ala.
3/11/08	Auburn	5-4 (9)	Auburn, Ala.
3/12/08	Auburn	8-0 (5)	Auburn, Ala.
4/22/09	Mississippi State	2-1 (10)	Starkville, Miss.
4/22/09	Auburn	8-3	Starkville, Miss.

+ Southeastern Conference Tournament

**SERIES NOTES**

**Total Runs Scored:** Mississippi State 170, Auburn 146  
**MSU At Home:** 14-7  
**MSU On The Road:** 9-11  
**MSU At Neutral:** 1-1  
**In SEC Play:** 23-18  
**Longest MSU Win Streak:** 9 (5/1/98-4/30/00)  
**Longest MSU Losing Streak:** 4, (4/3/05-4/15-06)  
**Last MSU Win:** 4/22/09 (2-1 in Starkville)  
**Last MSU Loss:** 4/22/09 (8-3 in Starkville)  
**Last MSU Home Win:** 4/22/09 (2-1)  
**Last MSU Home Loss:** 4/22/09 (8-3)  
**Last MSU Road Win:** 3/11/08 (8-3)  
**Last MSU Road Loss:** 3/12/08 (8-0)  
**Highest Scoring Game:** 12, three times  
**Largest Margin Of Victory:** 8, three times  
**Largest Margin Of Defeat:** 8, two times (last: 8-0, 3/12/08 in Auburn)  
**Most Runs By MSU:** 10 (W, 10-2, 5/1/00 in Auburn)  
**Most Runs By UA:** 8, two times  
**MSU In One-Run Games:** 10-6

**FLORIDA (Florida leads 21-17)**

4/26/97	Florida	3-1	Starkville, Miss.
4/26/97	Mississippi State	6-5	Starkville, Miss.
3/11/98	Mississippi State	3-1	Gainesville, Fla.
3/11/98	Florida	1-0	Gainesville, Fla.
5/9/98	Mississippi State	1-0	Columbus, Ga.+
5/10/98	Mississippi State	1-0	Columbus, Ga.+
4/30/99	Florida	7-4 (9)	Starkville, Miss.
4/30/99	Mississippi State	6-2	Starkville, Miss.
4/28/00	Florida	11-3 (5)	Gainesville, Fla.
4/28/00	Mississippi State	3-1	Gainesville, Fla.
3/14/01	Florida	5-4	Gainesville, Fla.
3/15/01	Mississippi State	5-1	Gainesville, Fla.

5/10/01	Mississippi State	1-0	Chattanooga, Tenn.+
5/4/02	Mississippi State	4-1	Starkville, Miss.
5/4/02	Mississippi State	6-2	Starkville, Miss.
5/5/02	Mississippi State	8-2	Starkville, Miss.
4/26/03	Mississippi State	11-8	Gainesville, Fla.
4/26/03	Mississippi State	7-3	Gainesville, Fla.
4/27/03	Florida	6-1	Gainesville, Fla.
4/24/04	Mississippi State	7-4	Starkville, Miss.
4/24/04	Mississippi State	9-5	Starkville, Miss.
4/23/05	Florida	4-0	Gainesville, Fla.
4/23/05	Mississippi State	12-4 (5)	Gainesville, Fla.
4/1/06	Florida	7-1	Starkville, Miss.
4/1/06	Florida	2-0	Starkville, Miss.
4/2/06	Florida	2-1	Starkville, Miss.
4/27/07	Mississippi State	4-3	Starkville, Miss.
4/27/07	Florida	2-1	Gainesville, Fla.
4/28/07	Florida	3-2	Gainesville, Fla.
5/10/07	Florida	3-0	Auburn, Ala.+
4/5/08	Florida	5-0	Starkville, Miss.
4/5/08	Florida	7-2	Starkville, Miss.
4/6/08	Florida	5-0	Starkville, Miss.
4/4/09	Florida	11-2 (5)	Gainesville, Fla.
4/4/09	Florida	6-2	Gainesville, Fla.
4/5/09	Florida	3-0	Gainesville, Fla.

+ Southeastern Conference Tournament

**SERIES NOTES**

**Total Runs Scored:** Florida 149, Mississippi State 113  
**MSU At Home:** 7-8  
**MSU On The Road:** 7-12  
**MSU At Neutral:** 3-1  
**In SEC Play:** 14-20  
**Longest MSU Win Streak:** 7 (3/15/01-4/26/03)  
**Longest MSU Losing Streak:** 9 (4/27/07-4/5/09)  
**Last MSU Win:** 4/27/07 (4-3 in Gainesville)  
**Last MSU Loss:** 4/5/09 (3-0 in Starkville)  
**Last MSU Home Win:** 4/24/04 (9-5)  
**Last MSU Home Loss:** 4/6/08 (5-0)  
**Last MSU Road Win:** 4/27/07 (4-3)  
**Last MSU Road Loss:** 4/5/09 (3-0)  
**Highest Scoring Game:** 19 (MSU, 11-8, 4/26/03 in Gainesville)  
**Largest Margin Of Victory:** 6 (8-2, 5/5/02 in Gainesville)  
**Largest Margin Of Defeat:** 9 (11-2, 4/4/09 in Gainesville)  
**Most Runs By MSU:** 11 (W, 11-8, 4/26/03 in Gainesville)  
**Most Runs By UF:** 12 (W, 12-4, 4/23/05 in Gainesville)  
**MSU In One-Run Games:** 5-5  
**MSU In Extra-Inning Games:** 0-1

**GEORGIA (Mississippi State leads 21-18)**

3/26/97	Mississippi State	5-2	Starkville, Miss.
3/26/97	Mississippi State	8-7 (10)	Starkville, Miss.
3/22/98	Mississippi State	7-4 (9)	Athens, Ga.
3/22/98	Georgia	4-2	Athens, Ga.
5/8/98	Mississippi State	3-2	Columbus, Ga.
3/4/99	Mississippi State	5-1	Tampa, Fla. \$
3/27/99	Mississippi State	5-1	Starkville, Miss.
3/27/99	Mississippi State	2-1 (9)	Starkville, Miss.
3/25/00	Mississippi State	8-6	Athens, Ga.
3/25/00	Mississippi State	3-2	Athens, Ga.
3/23/01	Mississippi State	4-2	Starkville, Miss.
3/23/01	Mississippi State	6-5 (10)	Starkville, Miss.
3/24/01	Mississippi State	3-1	Starkville, Miss.
3/23/02	Georgia	8-7	Athens, Ga.
3/23/02	Mississippi State	2-1	Athens, Ga.
3/24/02	Mississippi State	4-3	Athens, Ga.
5/11/02	Georgia	7-1	Chattanooga, Tenn.+
3/15/03	Georgia	8-2	Starkville, Miss.
3/15/03	Mississippi State	2-0	Starkville, Miss.
3/16/03	Georgia	9-0 (5)	Starkville, Miss.
5/8/03	Georgia	3-0	Plant City, Fla.+
3/13/04	Mississippi State	5-1	Athens, Ga.
3/13/04	Georgia	9-0 (6)	Athens, Ga.
3/14/04	Georgia	6-4	Athens, Ga.
5/14/04	Georgia	11-2 (5)	Tuscaloosa, Ala.+
3/12/05	Georgia	8-0	Starkville, Miss.
3/12/05	Georgia	9-4	Starkville, Miss.
3/13/05	Georgia	7-1	Starkville, Miss.
4/8/06	Georgia	3-0	Athens, Ga.
4/8/06	Georgia	8-0 (6)	Athens, Ga.
4/9/06	Georgia	8-2	Athens, Ga.
4/21/07	Georgia	5-2	Athens, Ga.
4/21/07	Mississippi State	13-9 (8)	Athens, Ga.
4/22/07	Mississippi State	12-5	Athens, Ga.
4/19/08	Mississippi State	10-0	Starkville, Miss.
4/19/08	Georgia	6-2	Starkville, Miss.
4/20/08	Mississippi State	7-4	Starkville, Miss.
4/15/09	Georgia	10-0 (5)	Athens, Ga.
4/15/09	Mississippi State	3-1 (10)	Athens, Ga.

+ Southeastern Conference Tournament  
\$ USF Speedline Invitational

**SERIES NOTES**

**Total Runs Scored:** Georgia 188, Mississippi State 145  
**MSU At Home:** 10-6  
**MSU On The Road:** 9-9  
**MSU At Neutral:** 2-3  
**In SEC Play:** 19-15  
**Longest MSU Win Streak:** 9 (5/8/98-3/24/01)  
**Longest MSU Losing Streak:** 10 (3/13/04-4/21/07)  
**Last MSU Win:** 4/15/09 (3-1 in Athens)  
**Last MSU Loss:** 4/15/09 (10-0 in Athens)  
**Last MSU Home Win:** 4/20/08 (7-4)  
**Last MSU Home Loss:** 4/19/08 (7-4)  
**Last MSU Road Win:** 4/15/09 (3-1)  
**Last MSU Road Loss:** 4/15/09 (10-0)  
**Highest Scoring Game:** 22, (MSU, 13-9, 4/21/07)  
**Largest Margin Of Victory:** 10 (10-0, 4/19/08 in Starkville)  
**Largest Margin Of Defeat:** 10 (10-0, 4/15/09 in Athens)  
**Most Runs By MSU:** 13, (W, 13-9, 4/21/07 in Athens)  
**Most Runs By UA:** 11 (W, 11-2, 5/14/04 in Tuscaloosa, Ala.)  
**MSU In One-Run Games:** 8-0  
**MSU In Extra-Inning Games:** 6-0

# SEC SERIES RECORDS



## KENTUCKY (Mississippi State leads 23-11)

4/11/97	Mississippi State	8-1 (8)	Lexington, Ky.
4/11/97	Mississippi State	12-7 (11)	Lexington, Ky.
4/10/98	Kentucky	1-0	Starkville, Miss.
4/10/98	Kentucky	1-0	Starkville, Miss.
3/12/99	Kentucky	3-1	Chattanooga, Tenn.
4/17/99	Kentucky	5-4	Lexington, Ky.
4/17/99	Mississippi State	12-0	Lexington, Ky.
4/15/00	Mississippi State	6-2	Starkville, Miss.
4/15/00	Mississippi State	7-3	Starkville, Miss.
4/7/01	Kentucky	8-1	Starkville, Miss.
4/7/01	Mississippi State	3-2	Starkville, Miss.
4/8/01	Mississippi State	7-3	Lexington, Ky.
4/8/02	Kentucky	6-4	Lexington, Ky.
4/8/02	Kentucky	10-3	Lexington, Ky.
4/7/02	Mississippi State	3-2	Lexington, Ky.
3/29/03	Mississippi State	7-6	Starkville, Miss.
3/29/03	Mississippi State	7-0	Starkville, Miss.
3/30/03	Mississippi State	6-3	Starkville, Miss.
3/27/04	Mississippi State	8-2	Lexington, Ky.
3/27/04	Kentucky	4-3	Lexington, Ky.
3/28/04	Mississippi State	6-2	Lexington, Ky.
3/25/05	Mississippi State	3-2	Starkville, Miss.
3/25/05	Mississippi State	5-0	Starkville, Miss.
3/26/05	Mississippi State	3-2	Starkville, Miss.
5/6/06	Mississippi State	6-4	Lexington, Ky.
5/6/06	Mississippi State	2-0	Lexington, Ky.
5/7/06	Mississippi State	3-2 (8)	Lexington, Ky.
3/13/07	Mississippi State	7-0	Lexington, Ky.
3/13/07	Mississippi State	9-7	Lexington, Ky.
4/3/08	Mississippi State	1-0	Starkville, Miss.
4/3/08	Mississippi State	8-0 (5)	Starkville, Miss.
4/24/09	Kentucky	10-3	Lexington, Ky.
4/24/09	Kentucky	4-1	Lexington, Ky.
4/25/09	Kentucky	8-7	Lexington, Ky.

\$ UTC Frost Cutlery Tournament

### SERIES NOTES

**Total Runs Scored:** Mississippi State 154, Kentucky 110  
**MSU At Home:** 12-3  
**MSU On The Road:** 11-7  
**MSU At Neutral:** 0-1  
**In SEC Play:** 23-10  
**Longest MSU Win Streak:** 11 (3/28/04-4/3/08)  
**Longest MSU Losing Streak:** 4 (4/10/98-4/17/99)  
**Last MSU Win:** 4/3/08 (8-0 in Starkville)  
**Last MSU Loss:** 4/25/09 (8-7 in Lexington)  
**Last MSU Home Win:** 4/3/08 (8-0)  
**Last MSU Home Loss:** 4/7/01 (8-1)  
**Last MSU Road Win:** 3/13/07 (9-7)  
**Last MSU Road Loss:** 4/25/09 (8-7)  
**Highest Scoring Game:** 19 (MSU, 12-7, 4/11/97 in Starkville)  
**Largest Margin Of Victory:** 12, twice  
**Largest Margin Of Defeat:** 7, three times  
**Most Runs By MSU:** 12, twice  
**Most Runs By UK:** 10, twice  
**MSU In One-Run Games:** 7-5  
**MSU In Extra-Inning Games:** 3-0

## LSU (LSU leads 40-5)

3/10/82	LSU	14-0	Baton Rouge, La.
3/10/82	LSU	8-7	Baton Rouge, La.
4/20/82	LSU	3-2	Starkville, Miss.
4/20/82	LSU	4-1	Starkville, Miss.
4/4/97	LSU	2-0	Baton Rouge, La.
4/4/97	LSU	9-1 (6)	Baton Rouge, La.
4/3/98	Mississippi State	3-2	Starkville, Miss.
4/3/98	LSU	2-1	Starkville, Miss.
4/4/98	LSU	7-3	Starkville, Miss.
4/4/98	LSU	4-3	Starkville, Miss.
4/9/99	LSU	1-0	Baton Rouge, La.
4/9/99	LSU	5-1	Baton Rouge, La.
4/10/99	LSU	5-2	Baton Rouge, La.
4/10/99	LSU	5-4	Baton Rouge, La.
5/16/99	LSU	2-0 (9)	Columbus, Ga.+
4/7/00	LSU	8-0 (5)	Starkville, Miss.
4/7/00	LSU	8-4 (10)	Starkville, Miss.
4/8/00	LSU	9-4	Starkville, Miss.
4/8/00	LSU	7-1	Starkville, Miss.
4/11/01	LSU	8-0	Starkville, Miss.
4/11/01	LSU	5-0	Starkville, Miss.
4/12/01	LSU	2-1	Starkville, Miss.
5/11/01	LSU	2-1	Chattanooga, Tenn.+
3/19/02	LSU	9-3	Baton Rouge, La.
3/19/02	Mississippi State	8-7 (11)	Baton Rouge, La.
3/20/02	LSU	4-0	Baton Rouge, La.
3/26/03	LSU	4-3	Starkville, Miss.
3/26/03	LSU	15-13 (8)	Starkville, Miss.
3/27/03	Mississippi State	6-2	Starkville, Miss.
3/3/04	LSU	6-2	Baton Rouge, La.
3/3/04	LSU	2-1	Baton Rouge, La.
3/4/04	LSU	5-4	Baton Rouge, La.
3/26/05	Mississippi State	13-11	Starkville, Miss.
3/26/05	Mississippi State	4-1	Starkville, Miss.
3/27/05	LSU	15-9	Starkville, Miss.
4/19/06	Baton Rouge, La.	5-0	Baton Rouge, La.
4/19/06	LSU	4-0	Baton Rouge, La.
4/20/06	LSU	7-1	Baton Rouge, La.
4/14/07	LSU	4-1 (9)	Starkville, Miss.
4/14/07	LSU	4-3 (9)	Starkville, Miss.
3/26/08	LSU	5-2	Baton Rouge, La.
3/26/08	LSU	2-1	Baton Rouge, La.
3/21/09	LSU	5-4	Starkville, Miss.
3/21/09	LSU	4-1	Starkville, Miss.
3/22/09	LSU	7-5	Starkville, Miss.

+ Southeastern Conference Tournament

### SERIES NOTES

**Total Runs Scored:** LSU 227, Mississippi State 96  
**MSU At Home:** 4-20  
**MSU On The Road:** 1-18  
**MSU At Neutral:** 0-2  
**In SEC Play:** 5-34  
**Longest MSU Win Streak:** 2 (3/30/05-3/31/05)  
**Longest MSU Losing Streak:** 17 (4/3/98-3/19/02)  
**Last MSU Win:** 3/22/09 (7-5 in Starkville)  
**Last MSU Loss:** 3/22/09 (7-5 in Starkville)  
**Last MSU Home Win:** 3/30/05 (4-1)  
**Last MSU Home Loss:** 3/22/09 (7-5)  
**Last MSU Road Win:** 3/19/02 (8-7)  
**Last MSU Road Loss:** 3/26/08 (2-1)  
**Highest Scoring Game:** 28 (LSU, 15-13, 3/26/03 in Starkville)  
**Largest Margin Of Victory:** 4 (6-2, 3/27/03 in Starkville)  
**Largest Margin Of Defeat:** 14 (14-0, 3/10/82 in Baton Rouge)  
**Most Runs By MSU:** 13 (L, 15-13, 3/26/03 in Starkville)  
**Most Runs By LSU:** 15, twice  
**MSU In One-Run Games:** 2-13  
**MSU In Extra-Inning Games:** 1-5

## MISSISSIPPI (Mississippi State leads 28-17)

3/6/97	Ole Miss	3-2	Starkville, Miss.
3/6/97	Mississippi State	2-1 (8)	Starkville, Miss.
4/30/97	Ole Miss	1-0 (9)	Oxford, Miss.
4/30/97	Ole Miss	4-1	Oxford, Miss.
4/1/98	Mississippi State	7-0	Oxford, Miss.
4/1/98	Mississippi State	5-3	Oxford, Miss.
4/25/98	Mississippi State	11-0 (5)	Starkville, Miss.
4/25/98	Mississippi State	4-3	Starkville, Miss.
3/19/99	Ole Miss	5-4 (11)	Oxford, Miss.
3/19/99	Ole Miss	4-1	Oxford, Miss.
3/20/99	Mississippi State	8-0 (5)	Oxford, Miss.
3/20/99	Ole Miss	8-0 (6)	Oxford, Miss.
3/17/00	Mississippi State	4-3	Starkville, Miss.
3/17/00	Mississippi State	7-4	Starkville, Miss.
3/18/00	Mississippi State	3-1	Starkville, Miss.
3/18/00	Ole Miss	6-0	Starkville, Miss.
3/27/01	Mississippi State	2-1	Oxford, Miss.
3/27/01	Mississippi State	7-5 (11)	Oxford, Miss.
3/28/01	Mississippi State	12-0 (5)	Oxford, Miss.
4/10/02	Mississippi State	1-0	Starkville, Miss.
4/10/02	Mississippi State	8-1	Starkville, Miss.
4/11/02	Mississippi State	1-0	Starkville, Miss.
4/9/03	Mississippi State	14-0 (5)	Oxford, Miss.
4/10/03	Ole Miss	6-5	Oxford, Miss.
4/10/03	Ole Miss	10-8 (8)	Oxford, Miss.
4/20/04	Mississippi State	8-0 (5)	Starkville, Miss.
4/20/04	Mississippi State	2-1	Starkville, Miss.
4/21/04	Mississippi State	7-2	Starkville, Miss.
4/13/05	Ole Miss	2-0	Starkville, Miss.
4/19/05	Mississippi State	4-0	Oxford, Miss.
4/26/05	Ole Miss	4-0	Ridgeland, Miss.\$
4/5/06	Ole Miss	2-1	Ridgeland, Miss.\$
4/11/06	Ole Miss	6-5	Oxford, Miss.
4/26/06	Ole Miss	1-0	Starkville, Miss.
3/27/07	Mississippi State	5-2	Madison, Miss.\$
4/6/07	Ole Miss	3-2	Starkville, Miss.
4/7/07	Mississippi State	7-4	Starkville, Miss.
4/7/07	Mississippi State	8-0	Starkville, Miss.
3/21/08	Mississippi State	5-3	Oxford, Miss.
3/21/08	Mississippi State	3-2	Oxford, Miss.
3/22/08	Mississippi State	8-3	Oxford, Miss.
4/8/08	Ole Miss	2-1	Ridgeland, Miss.\$
4/1/09	Ole Miss	8-3	Madison, Miss.\$
5/2/09	Mississippi State	6-2	Starkville, Miss.
5/2/09	Mississippi State	8-0 (5)	Starkville, Miss.

\$ - M&F Bank Fastpitch Classic

### SERIES NOTES

**Total Runs Scored:** Mississippi State 201, Ole Miss 115  
**MSU At Home:** 16-5  
**MSU On The Road:** 11-8  
**MSU At Neutral:** 1-4  
**In SEC Play:** 17-15  
**Longest MSU Win Streak:** 7 (3/27/01-4/11/02)  
**Longest MSU Losing Streak:** 4 (4/26/05-4/26/06)  
**Last MSU Win:** 5/2/09 (8-0 in Starkville)  
**Last MSU Loss:** 4/1/09 (8-3 in Madison, Miss.)  
**Last MSU Home Win:** 5/2/09 (8-0)  
**Last MSU Home Loss:** 4/6/07 (3-2)  
**Last MSU Road Win:** 3/22/08 (8-3)  
**Last MSU Road Loss:** 4/11/06 (6-5)  
**Highest Scoring Game:** 18 (UM, 10-8, 4/10/03 in Oxford)  
**Largest Margin Of Victory:** 14 (14-0, 4/9/03 in Oxford)  
**Largest Margin Of Defeat:** 8, two times  
**Most Runs By MSU:** 14 (W, 14-0, 4/9/03 in Oxford)  
**Most Runs By UM:** 10 (W, 10-8, 4/10/03 in Oxford)  
**MSU In One-Run Games:** 8-9  
**MSU In Extra-Inning Games:** 2-3

## SOUTH CAROLINA (South Carolina leads 22-20)

4/28/85	South Carolina	7-3	Cookeville, Tenn.
4/28/85	South Carolina	5-4	Cookeville, Tenn.
3/22/97	South Carolina	4-0 (8)	Starkville, Miss.
3/22/97	South Carolina	5-3	Starkville, Miss.
5/8/98	South Carolina	2-0	Columbus, Ga.+
5/9/98	Mississippi State	3-0	Columbus, Ga.+
3/26/99	South Carolina	1-0	Starkville, Miss.
3/26/99	Mississippi State	5-2	Starkville, Miss.
5/15/99	Mississippi State	2-1	Columbus, Ga.+
3/12/00	South Carolina	2-1 (8)	Tampa, Fla.\$
3/24/00	South Carolina	2-1 (9)	Columbia, S.C.
3/24/00	Mississippi State	6-2	Columbia, S.C.
3/17/01	South Carolina	7-1	Columbia, S.C.
3/17/01	Mississippi State	1-0	Columbia, S.C.
3/18/01	South Carolina	2-0	Columbia, S.C.
3/16/02	South Carolina	4-2	Starkville, Miss.
3/16/02	South Carolina	5-2	Starkville, Miss.
3/17/02	Mississippi State	11-10 (9)	Starkville, Miss.
5/9/02	South Carolina	11-5	Chattanooga, Tenn.+
3/8/03	Mississippi State	6-2	Columbia, S.C.
3/8/03	South Carolina	11-3 (6)	Columbia, S.C.
3/9/03	South Carolina	5-2	Columbia, S.C.
5/9/03	South Carolina	2-1	Plant City, Fla.+
3/6/04	South Carolina	2-1	Starkville, Miss.
3/6/04	Mississippi State	8-0 (5)	Starkville, Miss.
3/7/04	South Carolina	7-4	Starkville, Miss.
5/7/05	South Carolina	3-2	Columbia, S.C.
5/7/05	South Carolina	7-5	Columbia, S.C.

5/8/05	Mississippi State	3-2	Columbia, S.C.
5/13/05	Mississippi State	4-1	Gainesville, Fla.+
3/25/06	Mississippi State	4-3 (10)	Starkville, Miss.
3/25/06	Mississippi State	2-1	Starkville, Miss.
3/26/06	South Carolina	6-2	Starkville, Miss.
3/31/07	Mississippi State	2-1	Starkville, Miss.
3/31/07	Mississippi State	4-3	Starkville, Miss.
4/1/07	Mississippi State	8-7 (8)	Starkville, Miss.
4/12/08	Mississippi State	1-0	Columbia, S.C.
4/12/08	Mississippi State	3-1	Columbia, S.C.
4/13/08	Mississippi State	9-1 (6)	Columbia, S.C.
4/18/09	Mississippi State	4-2	Starkville, Miss.
4/18/09	South Carolina	2-0	Starkville, Miss.
4/19/09	Mississippi State	10-2 (6)	Starkville, Miss.

+ Southeastern Conference Tournament  
 \$ USF Speedline Invitational

### SERIES NOTES

**Total Runs Scored:** South Carolina 140, Mississippi State 138  
**MSU At Home:** 10-9  
**MSU On The Road:** 7-7  
**MSU At Neutral:** 3-6  
**In SEC Play:** 14-16  
**Longest MSU Win Streak:** 7 (3/31/07-4/18/09)  
**Longest MSU Losing Streak:** 5 (4/28/85-5/8/98)  
**Last MSU Win:** 4/18/09 (10-2 in Starkville)  
**Last MSU Loss:** 4/18/09 (2-0 in Starkville)  
**Last MSU Home Win:** 4/18/09 (10-2)  
**Last MSU Home Loss:** 4/13/08 (9-1)  
**Last MSU Road Win:** 5/7/05 (7-5)  
**Highest Scoring Game:** 21 (MSU, 11-10, 3/17/02 in Starkville)  
**Largest Margin Of Victory:** 8, three times  
**Largest Margin Of Defeat:** 8 (11-3, 3/8/03 in Columbia)  
**Most Runs By MSU:** 11 (W, 11-10, 3/17/02 in Starkville)  
**Most Runs By USC:** 11 (W, 11-3, 3/8/03 in Columbia)  
**MSU In One-Run Games:** 10-7  
**MSU In Extra-Inning Games:** 3-3

## TENNESSEE (Tennessee leads 23-13)

4/13/97	Mississippi State	5-4 (8)	Knoxville, Tenn.
4/13/97	Tennessee	11-0 (5)	Knoxville, Tenn.
4/11/98	Mississippi State	3-0	Starkville, Miss.
4/11/98	Tennessee	3-2	Starkville, Miss.
4/18/99	Tennessee	9-1 (6)	Knoxville, Tenn.
4/18/99	Tennessee	11-7	Knoxville, Tenn.
5/14/99	Tennessee	4-2	Columbus, Ga.+
4/14/00	Mississippi State	6-1	Starkville, Miss.
4/14/00	Mississippi State	3-1	Starkville, Miss.
3/31/01	Mississippi State	13-4	Knoxville, Tenn.
3/31/01	Mississippi State	3-1	Knoxville, Tenn.
4/1/01	Mississippi State	7-1	Knoxville, Tenn.
3/29/02	Tennessee	2-0	Starkville, Miss.
3/29/02	Mississippi State	8-1	Starkville, Miss.
3/22/03	Tennessee	8-0 (5)	Knoxville, Tenn.
3/22/03	Mississippi State	11-7	Knoxville, Tenn.
3/23/03	Tennessee	16-2 (5)	Knoxville, Tenn.
3/20/04	Tennessee	10-1	Starkville, Miss.
3/20/04	Tennessee	6-3	Starkville, Miss.
3/21/04	Tennessee	5-3 (8)	Starkville, Miss.
5/13/04	Mississippi State	8-2	Tuscaloosa, Ala.+
3/19/05	Tennessee	1-0	Knoxville, Tenn.
3/19/05	Tennessee	8-4	Knoxville, Tenn.
3/20/05	Tennessee	3-1	Knoxville, Tenn.
5/14/05	Tennessee	3-0	Gainesville, Fla.+
4/22/06	Tennessee	2-1	Starkville, Miss.
4/22/06	Tennessee	3-1	Starkville, Miss.
4/23/06	Tennessee	10-0 (5)	Starkville, Miss.
3/17/07	Tennessee	3-0	Knoxville, Tenn.
3/17/07	Tennessee	2-1 (8)	Knoxville, Tenn.
3/18/07	Tennessee	5-1	Knoxville, Tenn.
4/26/08	Mississippi State	2-1	Starkville, Miss.
4/26/08	Tennessee	8-6	Starkville, Miss.
3/28/09	Mississippi State	5-4	Knoxville, Tenn.
3/28/09	Tennessee	8-0 (5)	Knoxville, Tenn.
3/29/09	Mississippi State	10-6	Knoxville, Tenn.

+ Southeastern Conference Tournament

### SERIES NOTES

**Total Runs Scored:** Tennessee 174, Mississippi State 120  
**MSU At Home:** 5-9  
**MSU On The Road:** 7-12  
**MSU At Neutral:** 1-2  
**In SEC Play:** 12-21  
**Longest MSU Win Streak:** 5 (4/14/00-4/1/01)  
**Longest MSU Losing Streak:** 10 (3/19/05-3/18/07)  
**Last MSU Win:** 3/29/09 (10-6 in Knoxville)  
**Last MSU Loss:** 3/28/09 (8-0 in Knoxville)  
**Last MSU Home Win:** 4/26/08 (2-1)  
**Last MSU Home Loss:** 4/26/08 (8-6)  
**Last MSU Road Win:** 3/29/09 (10-6)  
**Last MSU Road Loss:** 3/28/09 (8-0)  
**Highest Scoring Game:** 18, twice  
**Largest Margin Of Victory:** 9 (W, 13-4 in Knoxville)  
**Largest Margin Of Defeat:** 14 (16-2, 3/23/03 in Knoxville)  
**Most Runs By MSU:** 13 (W, 13-4, 3/31/01 in Knoxville)  
**Most Runs By UT:** 16 (W, 16-2, 3/23/03 in Knoxville)  
**MSU In One-Run Games:** 3-4  
**MSU In Extra-Inning Games:** 1-2





# NON-CONFERENCE RESULTS

**AKRON** ..... **UA leads 1-0**  
4/13/85.....L.....2-0 ..... Owensboro, Ky.

**ALABAMA A&M** ..... **MSU leads 2-0**  
2/20/04.....W.....13-0 (5) .. Starkville, Miss.  
2/22/04.....W.....13-0 (5) .. Starkville, Miss.

**ALABAMA ST.** ..... **MSU leads 2-0**  
3/1/97.....W.....30-0 (5) ..... Troy, Ala.  
3/2/97.....W.....18-0 (5) ..... Troy, Ala.

**ALCORN STATE** ..... **MSU leads 2-0**  
2/22/97.....W.....19-0 (5) ..... Monroe, La.  
2/26/06.....W.....9-0 (5) .... Starkville, Miss.

**ARIZONA** ..... **UA leads 2-1**  
2/9/02.....W.....7-1 ..... Phoenix, Ariz.  
2/9/03.....L.....9-2 ..... Phoenix, Ariz.  
5/19/07.....L.....8-0 ..... Tucson, Ariz.

**ARIZONA STATE** ..... **ASU leads 2-1**  
2/22/02.....W.....2-1 ..... Columbus, Ga.  
5/16/02.....L.....4-1 ..... Lafayette, La.  
2/8/03 .....L.....5-4 ..... Phoenix, Ariz.

**ARKANSAS STATE** ..... **MSU leads 6-0**  
4/14/84.....W.....8-4 ..... Owensboro, Ky.  
3/26/85.....W.....12-0 ..... Starkville, Miss.  
3/26/85.....W.....11-2 ..... Starkville, Miss.  
3/29/86.....W.....15-0 ..... Starkville, Miss.  
4/10/86.....W.....12-4 ..... Jonesboro, Ark.  
4/10/86.....W.....9-0 ..... Jonesboro, Ark.

**AUSTIN PEAY** ..... **MSU leads 6-0**  
2/20/00.....W.....10-1 (5) .. Starkville, Miss.  
2/20/04.....W.....4-0 ..... Starkville, Miss.  
2/21/04.....W.....8-0 (5) ..... Starkville, Miss.  
3/4/07.....W.....2-0 ... Chattanooga, Tenn.  
2/23/08.....W.....12-4 (6) ..... Macon, Ga.  
3/08/08.....W.....3-1 ..... Starkville, Miss.

**BAYLOR** ..... **BU leads 2-0**  
3/3/06.....L.....1-0 ..... Waco, Texas  
3/5/06.....L.....3-1 ..... Waco, Texas

**BELMONT** ..... **MSU leads 5-0**  
2/19/00.....W.....8-0 (6) .... Starkville, Miss.  
2/6/01.....W.....9-0 (5) .... Starkville, Miss.  
2/6/01.....W.....6-1 ..... Starkville, Miss.  
2/13/02.....W.....11-0 ..... Starkville, Miss.  
2/13/02.....W.....2-0 ..... Starkville, Miss.

**BIRMINGHAM SOUTHERN** ..... **MSU leads 2-0**  
3/19/03.....W.....8-0 (5) .... Starkville, Miss.  
3/19/03.....W.....4-0 ..... Starkville, Miss.

**BOSTON UNIVERSITY** ..... **MSU leads 1-0**  
3/11/00.....W.....4-2 ..... Tampa, Fla.

**BOWLING GREEN** ..... **MSU leads 2-0**  
3/4/06.....W.....3-2 (8) ..... Waco, Texas  
3/5/06.....W.....6-1 ..... Waco, Texas

**BRADLEY** ..... **MSU leads 3-1**  
3/18/86.....W.....2-1 ..... Starkville, Miss.  
3/18/86.....L.....6-0 ..... Starkville, Miss.  
2/6/04.....W.....11-6 ..... Starkville, Miss.  
2/7/04.....W.....7-1 ..... Starkville, Miss.

**BYU** ..... **MSU leads 2-0**  
2/28/04.....W.....2-1 ..... Houston, Texas  
2/15/07.....W.....1-0 ..... Las Vegas, Nev.

**CALIFORNIA** ..... **Cal leads 4-2**  
2/12/99.....L.....6-4 ..... Phoenix, Ariz.  
5/21/04.....L.....2-1 ..... Lincoln, Neb.  
2/25/05.....L.....9-4 ... Palm Springs, Calif.  
2/16/07.....W.....9-0 (6) ... Las Vegas, Nev.  
2/10/08.....W.....4-1 (9) ... Palm Spr., Calif.  
5/15/09.....L.....8-3 ..... Tallahassee, Fla.

**UC-DAVIS** ..... **UCD leads 1-0**  
2/16/07.....L.....1-2 ..... Las Vegas, Nev.

**CAL POLY-SLO** ..... **Cal Poly leads 1-0**  
2/26/98.....L.....5-2 (8) Santa Barbara, Calif.

**CAL ST. FULLERTON** ..... **Fullerton leads 2-0**  
2/12/00.....L.....5-1 ..... Phoenix, Ariz.  
2/8/03.....L.....3-0 ..... Phoenix, Ariz.  
2/25/05.....W.....5-4 (8) Palm Springs, Calif.

**CAL ST. NORTHRIDGE** ..... **MSU leads 1-0**  
2/8/08.....W.....4-2 ... Palm Spings, Calif.

**CARTHAGE COLLEGE** ..... **Series tied 1-1**  
3/20/82.....W.....6-1 ..... Starkville, Miss.  
3/20/82.....L.....16-13 ..... Starkville, Miss.

**CENTENARY** ..... **MSU leads 1-0**  
2/7/99.....W.....4-1 ..... Shreveport, La.

**CENTRAL MICHIGAN** ..... **CMU leads 1-0**  
3/7/02.....L.....2-0 ..... Plant City, Fla.

**CENTRAL OKLA. STATE** ..... **MSU leads 1-0**  
4/18/86.....W.....3-2 ..... Arlington, Texas

**CHARLESTON SOUTHERN** ..... **MSU leads 2-0**  
3/07/08.....W.....19-2 (5) ... Starkville, Miss.  
3/08/08.....W.....5-1 ..... Starkville, Miss.

**CHATTANOOGA** ..... **MSU leads 7-1**  
2/21/98.....W.....8-0 (6) ... Starkville, Miss.  
3/7/98.....W.....6-0 ..... Tampa, Fla.  
2/20/99.....W.....3-1 ..... Starkville, Miss.  
2/19/00.....W.....7-5 ..... Starkville, Miss.  
5/18/00.....W.....6-1 ..... Seattle, Wash.  
3/16/04.....W.....9-0 (5) Chattanooga, Tenn.  
3/16/04.....W.....2-1 ... Chattanooga, Tenn.  
3/3/07.....L.....3-11 (5) Chattanooga, Tenn.

**CLEVELAND STATE JC** ..... **MSU leads 1-0**  
4/26/85.....W.....5-2 ..... Cookeville, Tenn.

**COASTAL CAROLINA** ..... **MSU leads 2-1**  
3/11/03.....W.....4-3 ..... Conway, S.C.  
3/12/03.....W.....10-2 ..... Conway, S.C.  
3/12/03.....L.....7-6 ..... Conway, S.C.

**COLORADO STATE** ..... **MSU leads 2-1**  
4/14/97.....L.....11-6 ..... San Jose, Calif.  
2/15/02.....W.....10-2 (6) .. Starkville, Miss.  
2/23/03.....W.....5-3 ..... Las Cruces, N.M.

**CONNECTICUT** ..... **UConn leads 1-0**  
2/23/02.....L.....6-3 ..... Columbus, Ga.

**DELTA STATE** ..... **MSU leads 6-0**  
4/1/86.....W.....11-1 ..... Itta Bena, Miss.  
4/1/86.....W.....9-2 ..... Itta Bena, Miss.  
4/22/86.....W.....11-1 ..... Starkville, Miss.  
4/22/86.....W.....6-2 ..... Starkville, Miss.  
4/8/98.....W.....1-0 ..... Starkville, Miss.  
4/6/99.....W.....7-1 ..... Starkville, Miss.

**DREXEL** ..... **MSU leads 1-0**  
2/18/01.....W.....4-1 ..... Starkville, Miss.

**EAST TENNESSEE STATE** ..... **MSU leads 2-0**  
2/17/06.....W.....9-1 (6) .... Starkville, Miss.  
2/19/06.....W.....6-0 ..... Starkville, Miss.

**EASTERN CONNECTICUT** ..... **ECU leads 1-0**  
3/15/83.....L.....2-1 ..... Columbia, S.C.

**EASTERN MICHIGAN** ..... **MSU leads 1-0**  
3/20/86.....W.....1-0 ..... Tallahassee, Fla.

**EVANSVILLE** ..... **MSU leads 3-1**  
2/28/98.....W.....7-2 . Santa Barbara, Calif.  
2/19/99.....L.....3-2 (8) ... Starkville, Miss.  
2/21/99.....W.....1-0 ..... Starkville, Miss.  
2/21/09.....W.....7-0 ..... Starkville, Miss.

**FAIRLEIGH DICKINSON** ..... **MSU leads 1-0**  
3/15/83.....W.....21-6 ..... Columbia, S.C.

**FLORIDA A&M** ..... **MSU leads 4-2**  
3/7/84.....W.....11-0 ..... Starkville, Miss.  
3/7/84.....W.....11-8 ..... Starkville, Miss.  
3/17/84.....W.....5-2 ..... Tallahassee, Fla.  
3/22/85.....L.....1-0 ..... Tallahassee, Fla.  
3/5/98.....L.....8-3 ..... Tampa, Fla.  
3/4/05.....W.....4-2 ..... Marietta, Ga.

**FLORIDA ATLANTIC** ..... **FAU leads 3-1**  
3/6/99.....W.....10-2 ..... Tampa, Fla.  
3/10/01.....L.....3-2 ..... Tampa, Fla.  
3/7/02.....L.....6-0 ..... Plant City, Fla.  
5/21/04.....L.....1-0 ..... Lincoln, Neb.

**FLORIDA GULF COAST** ..... **FGCU leads 1-0**  
3/5/09.....L.....8-3 ..... Honolulu, Hawaii

**FLORIDA INTERNAT'L** ..... **MSU leads 2-0**  
3/9/02.....W.....3-2 (8) .... Plant City, Fla.  
5/15/03.....W.....4-2 ..... Lincoln, Neb.

**FLORIDA STATE** ..... **FSU leads 6-5**  
3/8/84.....L.....1-0 (9) .... Starkville, Miss.  
3/8/84.....L.....6-2 ..... Starkville, Miss.  
3/16/84.....L.....5-0 ..... Tallahassee, Fla.  
3/21/86.....L.....3-1 ..... Tallahassee, Fla.  
3/4/99.....W.....2-1 ..... Tampa, Fla.  
3/4/00.....W.....4-0 ..... Columbus, Ga.  
3/3/02.....W.....2-0 ..... Tallahassee, Fla.  
2/28/03.....W.....3-1 ..... Tallahassee, Fla.  
2/23/07.....L.....4-2 ..... Columbus, Ga.  
2/15/09.....W.....5-4 ..... Tallahassee, Fla.  
5/16/09.....L.....5-0 ..... Tallahassee, Fla.

**FORDHAM** ..... **MSU leads 1-0**  
2/16/08.....W.....6-5 (8) .... Starkville, Miss.

**FRESNO STATE** ..... **FSU leads 2-0**  
2/11/00.....L.....4-2 ..... Phoenix, Ariz.  
2/24/02.....L.....3-1 ..... Columbus, Ga.

**GEORGE MASON** ..... **GMU leads 1-0**  
3/16/84.....L.....13-8 ..... Tallahassee, Fla.

**GEORGIA SOUTHERN** ..... **MSU leads 5-0**  
3/24/98.....W.....7-1 ..... Starkville, Miss.  
3/24/98.....W.....9-1 (5) .... Starkville, Miss.  
3/10/00.....W.....4-3 ..... Starkville, Miss.  
3/8/01.....W.....3-2 (9) ..... Tampa, Fla.  
3/5/05.....W.....7-4 ..... Marietta, Ga.

**GEORGIA STATE** ..... **MSU leads 2-0**  
3/15/85.....W.....17-1 ..... Starkville, Miss.  
3/28/86.....W.....2-0 ..... Starkville, Miss.

**GEORGIA TECH** ..... **MSU leads 8-2**  
4/21/99.....W.....5-0 ..... Atlanta, Ga.  
4/19/00.....W.....3-2 ..... Starkville, Miss.  
4/19/01.....W.....3-2 ..... Atlanta, Ga.  
4/19/01.....W.....4-1 (10) ..... Atlanta, Ga.  
4/18/02.....W.....7-4 ..... Starkville, Miss.  
4/18/02.....W.....3-0 ..... Starkville, Miss.  
4/14/03.....L.....9-1 (5) ..... Atlanta, Ga.  
4/14/03.....L.....5-3 ..... Atlanta, Ga.  
5/8/04.....W.....10-2 (6) .. Starkville, Miss.  
5/8/04.....W.....1-0 ..... Starkville, Miss.

**GEORGETOWN** ..... **MSU leads 2-0**  
3/29/08.....W.....8-0 (5) .... Starkville, Miss.  
3/30/08.....W.....7-2 ..... Starkville, Miss.

**GRAMBLING** ..... **MSU leads 3-0**  
3/29/85.....W.....11-2 ..... Columbus, Miss.  
4/20/85.....W.....6-5 ..... Grambling, La.  
4/20/85.....W.....11-1 ..... Grambling, La.

**HAWAII** ..... **UH leads 3-1**  
2/17/07.....L.....3-2 ..... Las Vegas, Nev.  
5/16/08.....L.....9-7 ..... Tempe, Ariz.  
5/17/08.....L.....7-4 ..... Tempe, Ariz.  
3/6/09.....W.....14-11 ..... Honolulu, Hawaii

**HOFSTRA** ..... **MSU leads 2-0**  
3/7/98.....W.....8-3 ..... Tampa, Fla.  
3/5/99.....W.....4-1 ..... Tampa, Fla.

**HOUSTON** ..... **UH leads 1-0**  
2/27/04.....L.....3-1 ..... Houston, Texas

**IDAHO STATE** ..... **ISU leads 1-0**  
3/27/82.....L.....8-0 ..... Bartlesville, Okla.

**ILLINOIS CENTRAL JC** ..... **MSU leads 1-0**  
4/13/85.....W.....5-3 ..... Owensboro, Ky.

**ILLINOIS-CHICAGO** ..... **MSU leads 2-0**  
3/11/00.....W.....4-2 ..... Tampa, Fla.  
2/22/03.....W.....4-1 ..... Las Cruces, N.M.

**ILLINOIS STATE** ..... **ISU leads 1-0**  
4/15/83.....L.....2-0 ..... Ruston, La.

**INDIANA STATE** ..... **MSU leads 1-0**  
3/6/07.....W.....2-1 ..... Starkville, Miss.

**IONA** ..... **MSU leads 1-0**  
2/7/09.....W.....10-0 (5) .. Starkville, Miss.

**IOWA** ..... **IU leads 2-1**  
4/3/82.....L.....6-1 ..... Springfield, Mo.  
3/5/98.....L.....4-2 ..... Tampa, Fla.  
5/20/04.....W.....2-1 (8) ..... Lincoln, Neb.

**IOWA STATE** ..... **ISU leads 2-1**  
3/26/82.....L.....12-1 .... Bartlesville, Okla.  
2/9/07.....W.....9-3 ..... Starkville, Miss.  
2/10/07.....L.....8-3 ..... Starkville, Miss.

**IUPUI-FORT WAYNE** ..... **MSU leads 1-0**  
2/22/03.....W.....5-1 ..... Las Cruces, N.M.

**JACKSON ST.** ..... **MSU leads 4-0**  
2/7/04.....W.....25-2 (5) .. Starkville, Miss.  
2/8/04.....W.....18-3 (5) .. Starkville, Miss.  
4/9/09.....W.....9-0 (5) .... Starkville, Miss.  
4/9/09.....W.....3-0 ..... Starkville, Miss.

**JACKSONVILLE** ..... **MSU leads 2-0**  
2/10/06.....W.....8-0 (5) ..... Tampa, Fla.  
2/11/06.....W.....8-0 (5) ..... Tampa, Fla.

**JACKSONVILLE STATE** ..... **MSU leads 6-3**  
2/20/98.....W.....3-0 ..... Starkville, Miss.  
2/27/99.....L.....6-3 ..... Starkville, Miss.  
2/27/99.....W.....4-0 ..... Starkville, Miss.  
3/12/99.....L.....7-6 (8) Chattanooga, Tenn.  
3/15/00.....W.....6-0 ..... Starkville, Miss.  
3/15/00.....W.....5-1 ..... Starkville, Miss.  
4/25/01.....W.....3-2 ..... Jacksonville, Ala.  
4/24/02.....W.....10-1 (5) .. Starkville, Miss.  
2/16/03.....L.....9-1 (6) ..... Oxford, Miss.

**KANSAS** ..... **KU leads 2-0**  
4/3/82.....L.....9-1 ..... Springfield, Mo.  
3/3/02.....L.....4-3 ..... Tallahassee, Fla.

**KENNESAW STATE** ..... **Series tied 1-1**  
2/10/07.....W.....6-0 ..... Starkville, Miss.  
2/6/09.....L.....4-0 ..... Starkville, Miss.



# NON-CONFERENCE RESULTS



**KENT STATE** ..... **KSU leads 2-0**  
3/12/82..... L ..... 10-3 ..... Baton Rouge, La.  
3/12/82..... L ..... 9-8 ..... Baton Rouge, La.

**KENTUCKY WESLEYAN** ..... **MSU leads 6-0**  
4/14/84..... W ..... 4-3 ..... Owensboro, Ky.  
3/9/85..... W ..... 8-5 ..... Starkville, Miss.  
3/9/85..... W ..... 7-2 ..... Starkville, Miss.  
4/12/85..... W ..... 4-2 ..... Owensboro, Ky.  
3/8/86..... W ..... 3-0 ..... Starkville, Miss.  
3/8/86..... W ..... 11-2 ..... Starkville, Miss.

**LINCOLN COLLEGE** ..... **MSU leads 1-0**  
4/27/85..... W ..... 7-4 ..... Cookeville, Tenn.

**LONG BEACH STATE** ..... **MSU leads 1-0**  
3/11/06..... W ..... 13-2 ..... Lakewood, Calif.

**LOUISIANA-LAFAYETTE** ..... **ULL leads 10-3**  
3/19/82..... W ..... 13-3 ..... Starkville, Miss.  
3/19/82..... L ..... 15-9 ..... Starkville, Miss.  
2/26/83..... L ..... 2-1 ..... Lafayette, La.  
2/26/83..... L ..... 6-1 ..... Lafayette, La.  
4/7/84..... L ..... 1-0 ..... Starkville, Miss.  
4/7/84..... L ..... 3-2 ..... Starkville, Miss.  
2/28/86..... L ..... 2-1 ..... Thibodaux, La.  
4/7/86..... W ..... 3-0 ..... Lafayette, La.  
4/7/86..... W ..... 5-1 ..... Lafayette, La.  
5/2/99..... L ..... 7-1 ..... Starkville, Miss.  
5/2/99..... L ..... 4-2 ..... Starkville, Miss.  
5/18/02..... L ..... 10-3 ..... Lafayette, La.  
2/12/05..... L ..... 7-2 ..... Lafayette, La.

**LOUISIANA-MONROE** ..... **MSU leads 11-6**  
3/13/83..... L ..... 3-0 ..... Starkville, Miss.  
3/13/83..... W ..... 4-3 ..... Starkville, Miss.  
4/10/84..... L ..... 3-2 ..... Monroe, La.  
4/10/84..... L ..... 1-0 ..... Monroe, La.  
2/23/97..... L ..... 5-1 ..... Monroe, La.  
4/23/97..... L ..... 6-0 ..... Starkville, Miss.  
4/23/97..... W ..... 1-0 ..... Starkville, Miss.  
4/14/98..... W ..... 11-0 (6) ..... Monroe, La.  
4/14/98..... W ..... 7-5 ..... Monroe, La.  
4/15/99..... W ..... 9-1 (5) ..... Starkville, Miss.  
4/15/99..... W ..... 3-2 (9) ..... Starkville, Miss.  
4/11/00..... L ..... 2-1 ..... Monroe, La.  
4/11/00..... W ..... 3-2 ..... Monroe, La.  
2/20/01..... W ..... 2-1 (9) ..... Starkville, Miss.  
2/20/01..... W ..... 8-5 ..... Starkville, Miss.  
2/7/09..... W ..... 5-3 ..... Starkville, Miss.  
2/8/09..... W ..... 12-5 ..... Starkville, Miss.

**LOUISIANA TECH** ..... **LTU leads 9-6**  
4/23/83..... L ..... 4-0 ..... Starkville, Miss.  
4/23/83..... L ..... 9-0 ..... Starkville, Miss.  
3/10/84..... L ..... 4-0 ..... Starkville, Miss.  
3/10/84..... L ..... 9-1 ..... Starkville, Miss.  
4/19/85..... L ..... 3-0 ..... Ruston, La.  
4/19/85..... L ..... 5-2 ..... Ruston, La.  
4/12/86..... L ..... 2-1 ..... Starkville, Miss.  
4/12/86..... L ..... 1-0 ..... Starkville, Miss.  
4/25/97..... L ..... 5-2 ..... Starkville, Miss.  
4/25/97..... W ..... 3-2 (10) ..... Starkville, Miss.  
2/6/04..... W ..... 6-1 ..... Starkville, Miss.  
2/8/04..... W ..... 1-0 ..... Starkville, Miss.  
2/4/05..... W ..... 9-0 (5) ..... Starkville, Miss.  
2/6/05..... W ..... 9-7 ..... Starkville, Miss.  
3/10/08..... W ..... 5-2 ..... Starkville, Miss.

**LUTHER COLLEGE** ..... **Series tied 1-1**  
3/23/84..... W ..... 3-2 ..... Starkville, Miss.  
3/23/84..... L ..... 6-4 ..... Starkville, Miss.

**MAINE** ..... **MSU leads 1-0**  
3/23/85..... W ..... 7-0 ..... Tallahassee, Fla.

**MASSACHUSETTS** ..... **MSU leads 3-0**  
3/4/00..... W ..... 7-0 ..... Columbus, Ga.  
3/11/00..... W ..... 4-1 ..... Tampa, Fla.  
3/02/08..... W ..... 3-2 ..... Columbus, Ga.

**MCNEESE ST.** ..... **MSU leads 2-0**  
3/25/97..... W ..... 3-2 ..... Starkville, Miss.  
2/12/05..... W ..... 5-0 ..... Lafayette, La.

**MERCER** ..... **MSU leads 2-0**  
3/11/06..... W ..... 4-3 ..... Lakewood, Calif.  
2/24/08..... W ..... 5-3 ..... Macon, Ga.

**MIAMI (OHIO)** ..... **MSU leads 2-0**  
2/21/03..... W ..... 5-2 ..... Las Cruces, N.M.  
2/14/09..... W ..... 3-0 ..... Tallahassee, Fla.

**MICHIGAN** ..... **UM leads 5-1**  
3/7/98..... L ..... 2-1 (8) ..... Tampa, Fla.  
3/5/99..... L ..... 9-3 ..... Tampa, Fla.  
3/7/99..... L ..... 4-3 ..... Tampa, Fla.  
3/1/01..... L ..... 3-1 ..... Starkville, Miss.  
2/22/02..... W ..... 3-2 ..... Columbus, Ga.  
2/29/08..... L ..... 2-0 ..... Columbus, Ga.

**MICHIGAN STATE** ..... **Series tied 2-2**  
3/22/84..... L ..... 11-3 ..... Starkville, Miss.  
3/22/84..... L ..... 6-1 ..... Starkville, Miss.  
3/7/99..... W ..... 4-2 ..... Tampa, Fla.  
3/9/01..... W ..... 6-2 ..... Starkville, Miss.

**MIDDLE TENN. STATE** ..... **MSU leads 3-1**  
3/17/05..... W ..... 8-0 (5) Murfreesboro, Tenn.  
3/17/05..... L ..... 6-5 ..... Murfreesboro, Tenn.  
3/28/06..... W ..... 9-3 ..... Starkville, Miss.  
3/28/06..... W ..... 13-1 (5) ..... Starkville, Miss.

**MISS. UNIV. FOR WOMEN** ..... **MSU leads 7-2**  
3/16/85..... L ..... 10-1 ..... Starkville, Miss.  
3/30/85..... W ..... 5-0 ..... Columbus, Miss.  
4/9/85..... W ..... 7-1 ..... Starkville, Miss.  
4/9/85..... W ..... 7-2 ..... Starkville, Miss.  
4/12/85..... W ..... 3-0 ..... Owensboro, Ky.  
4/23/85..... L ..... 5-1 ..... Columbus, Miss.  
4/23/85..... W ..... 5-1 ..... Columbus, Miss.  
4/4/86..... W ..... 6-5 ..... Starkville, Miss.  
4/4/86..... W ..... 10-0 ..... Starkville, Miss.

**MISS. VALLEY ST.** ..... **MSU leads 14-1**  
2/14/03..... W ..... 14-0 (5) ..... Starkville, Miss.  
2/21/04..... W ..... 12-0 (5) ..... Starkville, Miss.  
2/22/04..... W ..... 7-0 ..... Starkville, Miss.  
2/5/05..... W ..... 15-0 (5) ..... Starkville, Miss.  
2/6/05..... W ..... 8-0 (6) ..... Starkville, Miss.  
3/21/06..... W ..... 5-0 ..... Starkville, Miss.  
3/21/06..... W ..... 6-3 ..... Starkville, Miss.  
2/21/07..... W ..... 10-2 (5) ..... Starkville, Miss.  
4/18/07..... L ..... 3-5 ..... Itta Bena, Miss.  
2/13/08..... W ..... 10-0 (5) ..... Starkville, Miss.  
3/29/08..... W ..... 10-1 (5) ..... Starkville, Miss.  
3/30/08..... W ..... 12-0 (5) ..... Starkville, Miss.  
2/25/09..... W ..... 10-4 ..... Itta Bena, Miss.  
5/8/09..... W ..... 10-2 (5) ..... Starkville, Miss.  
5/8/09..... W ..... 4-1 ..... Starkville, Miss.

**MISSOURI** ..... **MU leads 2-0**  
3/15/97..... L ..... 4-3 (8) ..... San Jose, Calif.  
2/21/98..... L ..... 7-4 (10) ..... Starkville, Miss.

**MONMOUTH** ..... **MSU leads 1-0**  
3/11/03..... W ..... 9-1 (6) ..... Conway, S.C.

**MOUNT ST. MARY'S** ..... **MSU leads 1-0**  
3/7/09..... W ..... 6-1 ..... Honolulu, Hawaii

**NEBRASKA** ..... **NU leads 3-0**  
2/7/03..... L ..... 7-5 ..... Phoenix, Ariz.  
5/16/03..... L ..... 8-0 (6) ..... Lincoln, Neb.  
2/24/07..... L ..... 6-7 (9) ..... Columbus, Ga.

**NEBRASKA-OMAHA** ..... **UNO leads 1-0**  
3/26/82..... L ..... 8-0 ..... Bartlesville, Okla.

**NEW MEXICO** ..... **MSU leads 2-0**  
3/14/97..... W ..... 4-0 ..... San Jose, Calif.  
3/15/97..... W ..... 7-2 ..... San Jose, Calif.

**NEW MEXICO STATE** ..... **MSU leads 3-0**  
2/12/99..... W ..... 4-2 ..... Phoenix, Ariz.  
3/6/99..... W ..... 7-0 ..... Tampa, Fla.  
2/9/02..... W ..... 7-6 (8) ..... Phoenix, Ariz.

**NEVADA** ..... **MSU leads 1-0**  
2/21/03..... W ..... 7-0 ..... Las Cruces, N.M.

**NICHOLLS ST.** ..... **NSU leads 7-2**  
4/9/83..... L ..... 4-2 ..... Starkville, Miss.  
4/9/83..... L ..... 4-2 ..... Starkville, Miss.  
4/25/84..... L ..... 7-3 ..... Thibodaux, La.  
4/25/84..... L ..... 13-8 ..... Thibodaux, La.  
3/22/85..... L ..... 3-2 (9) ..... Tallahassee, Fla.  
4/2/85..... W ..... 3-2 ..... Starkville, Miss.  
4/2/85..... L ..... 5-3 ..... Starkville, Miss.  
2/21/97..... L ..... 6-0 ..... Monroe, La.  
3/8/02..... W ..... 8-0 (5) ..... Plant City, Fla.

**NORTH CAROLINA** ..... **UNC leads 3-0**  
3/9/00..... W ..... 6-0 ..... Tampa, Fla.  
3/8/02..... W ..... 8-3 ..... Plant City, Fla.  
2/25/07..... L ..... 4-8 ..... Columbus, Ga.

**NORTH CAROLINA ST.** ..... **MSU leads 2-1**  
2/4/05..... L ..... 2-1 ..... Starkville, Miss.  
2/5/05..... W ..... 5-1 ..... Starkville, Miss.  
2/29/08..... W ..... 4-0 ..... Columbus, Ga.

**NE MISSOURI STATE** ..... **NEMS leads 1-0**  
4/2/82..... L ..... 3-2 ..... Springfield, Mo.

**NORTHERN ILLINOIS** ..... **NIU leads 1-0**  
2/23/97..... L ..... 2-1 ..... Monroe, La.

**NORTHWESTERN ST.** ..... **MSU leads 8-3**  
3/3/84..... W ..... 2-1 ..... Natchitoches, La.  
3/3/84..... L ..... 7-3 ..... Natchitoches, La.  
2/14/98..... L ..... 3-1 ..... Starkville, Miss.  
2/14/98..... W ..... 3-1 ..... Starkville, Miss.  
2/15/98..... W ..... 5-0 ..... Starkville, Miss.  
2/6/99..... L ..... 1-0 ..... Natchitoches, La.  
2/6/99..... W ..... 3-1 ..... Natchitoches, La.  
2/19/99..... W ..... 6-1 ..... Starkville, Miss.  
2/18/00..... W ..... 3-2 ..... Starkville, Miss.  
5/16/02..... W ..... 9-6 ..... Lafayette, La.  
2/24/26..... W ..... 5-2 ..... Starkville, Miss.

**NORTH TEXAS** ..... **MSU leads 1-0**  
4/19/86..... W ..... 6-3 ..... Arlington, Texas

**NOTRE DAME** ..... **ND leads 1-0**  
3/15/97..... L ..... 8-3 ..... San Jose, Calif.

**OAKLAND** ..... **MSU leads 2-0**  
2/27/02..... W ..... 5-0 ..... Starkville, Miss.  
2/27/02..... W ..... 10-1 (5) ..... Starkville, Miss.

**OHIO STATE** ..... **OSU leads 3-1**  
3/23/85..... L ..... 3-2 ..... Tallahassee, Fla.  
3/21/86..... W ..... 3-2 ..... Tallahassee, Fla.  
3/6/05..... L ..... 11-0 (5) ..... Marietta, Ga.  
2/27/09..... L ..... 7-0 ..... Columbus, Ga.

**OKLAHOMA** ..... **OU leads 2-0**  
4/16/83..... L ..... 4-0 ..... Ruston, La.  
3/3/00..... L ..... 12-4 (6) ..... Columbus, Ga.

**OKLAHOMA CITY** ..... **OKC leads 1-0**  
4/19/86..... L ..... 3-2 ..... Arlington, Texas

**OKLAHOMA STATE** ..... **OSU leads 3-0**  
3/25/82..... L ..... 2-0 ..... Bartlesville, Okla.  
4/2/82..... L ..... 9-1 ..... Springfield, Mo.  
2/14/04..... L ..... 3-2 ..... San Diego, Calif.

**OREGON** ..... **MSU leads 1-0**  
2/08/08..... W ..... 3-0 ..... Palm Springs, Calif.

**OREGON STATE** ..... **OSU leads 4-0**  
2/9/01..... L ..... 3-0 ..... Corpus Christi, Texas  
2/10/01..... L ..... 1-0 (8) ..... Corpus Chr, Texas  
2/27/05..... L ..... 6-5 ..... Palm Springs, Calif.  
3/6/09..... L ..... 2-0 ..... Honolulu, Hawaii

**PACIFIC** ..... **UP leads 2-1**  
2/26/05..... L ..... 5-4 ..... Palm Springs, Calif.  
5/18/07..... W ..... 7-1 ..... Tucson, Ariz.  
5/19/07..... L ..... 10-12 ..... Tucson, Ariz.

**PENN STATE** ..... **PSU leads 2-1**  
3/9/00..... W ..... 2-0 ..... Tampa, Fla.  
2/24/01..... L ..... 8-3 ..... Las Vegas, Nev.  
2/24/01..... L ..... 6-5 ..... Las Vegas, Nev.

**PITTSBURGH** ..... **Series tied 1-1**  
3/2/03..... W ..... 5-4 (8) ..... Tallahassee, Fla.  
2/27/04..... L ..... 3-2 ..... Houston, Texas

**PURDUE** ..... **MSU leads 3-0**  
2/9/07..... W ..... 6-5 ..... Starkville, Miss.  
2/11/07..... W ..... 8-1 ..... Starkville, Miss.  
2/13/09..... W ..... 4-3 ..... Tallahassee, Fla.

**RADFORD** ..... **RU leads 1-0**  
3/8/09..... L ..... 3-1 ..... Honolulu, Hawaii

**RHODE ISLAND** ..... **URI leads 1-0**  
3/16/83..... L ..... 9-5 ..... Columbia, S.C.

**RUTGERS** ..... **MSU leads 1-0**  
2/20/09..... W ..... 6-0 ..... Starkville, Miss.

**SAINT MARY'S (NE)** ..... **Series tied 1-1**  
3/29/86..... W ..... 11-1 ..... Starkville, Miss.  
3/14/97..... L ..... 2-1 ..... San Jose, Calif.

**SAMFORD** ..... **MSU leads 12-2**  
2/26/97..... W ..... 4-0 ..... Starkville, Miss.  
2/26/97..... W ..... 4-0 ..... Starkville, Miss.  
3/20/97..... W ..... 6-1 ..... Birmingham, Ala.  
3/20/97..... W ..... 7-1 ..... Birmingham, Ala.  
4/21/98..... W ..... 3-2 (10) ..... Starkville, Miss.  
4/21/98..... W ..... 5-0 ..... Starkville, Miss.  
4/29/99..... W ..... 4-0 ..... Starkville, Miss.  
4/29/99..... W ..... 4-1 ..... Starkville, Miss.  
4/25/00..... L ..... 2-0 ..... Starkville, Miss.  
2/16/03..... W ..... 15-4 (5) ..... Oxford, Miss.  
3/1/06..... W ..... 9-1 (6) ..... Starkville, Miss.  
3/1/06..... W ..... 3-1 ..... Starkville, Miss.  
3/7/07..... W ..... 7-0 ..... Starkville, Miss.  
4/4/07..... L ..... 3-0 ..... Birmingham, Ala.

**SAN DIEGO STATE** ..... **SDSU leads 2-1**  
2/13/04..... L ..... 5-3 ..... San Diego, Calif.  
2/15/04..... L ..... 2-1 (8) ..... San Diego, Calif.  
2/09/08..... W ..... 8-0 (6) ..... Palm Springs, Calif.



2010 BULLDOG SOFTBALL



## SANTA CLARA.....MSU leads 1-0

3/5/09.....W.....11-3..... Honolulu, Hawaii

## SETON HALL.....MSU leads 1-0

2/23/07.....W.....23-0 (5)..... Columbus, Ga.

## SIENA.....MSU leads 2-0

3/14/98.....W.....2-0..... Starkville, Miss.

3/14/98.....W.....6-0..... Starkville, Miss.

## SOUTH ALABAMA.....MSU leads 1-0

4/8/09.....W.....5-2..... Starkville, Miss.

## SOUTH FLORIDA.....Series tied 2-2

3/6/98.....L.....1-0..... Tampa, Fla.

3/10/00.....L.....4-2..... Tampa, Fla.

2/11/06.....W.....2-0..... Tampa, Fla.

2/12/06.....W.....4-2..... Tampa, Fla.

## SOUTHERN ILLINOIS.....MSU leads 4-2

2/17/01.....L.....3-2..... Starkville, Miss.

2/15/02.....L.....2-0..... Starkville, Miss.

2/16/02.....W.....5-3..... Starkville, Miss.

2/17/06.....W.....2-0..... Starkville, Miss.

2/15/08.....W.....7-3..... Starkville, Miss.

2/17/08.....W.....4-3..... Starkville, Miss.

## SIU-EDWARDSVILLE.....MSU leads 2-0

2/21/09.....W.....3-0..... Starkville, Miss.

2/22/09.....W.....2-0..... Starkville, Miss.

## SOUTHERN MISS.....MSU leads 28-11

3/22/83.....W.....3-0..... Starkville, Miss.

3/22/83.....W.....4-3..... Starkville, Miss.

4/12/83.....W.....3-0..... Hattiesburg, Miss.

4/12/83.....W.....5-4..... Hattiesburg, Miss.

4/3/84.....W.....7-6..... Hattiesburg, Miss.

4/3/84.....W.....3-2..... Hattiesburg, Miss.

4/17/84.....W.....4-1..... Starkville, Miss.

4/17/84.....W.....5-0..... Starkville, Miss.

3/19/85.....L.....5-3 (8)..... Starkville, Miss.

3/19/85.....L.....5-4 (9)..... Starkville, Miss.

3/29/85.....W.....4-0..... Columbus, Miss.

4/4/85.....W.....6-1..... Hattiesburg, Miss.

4/4/85.....W.....9-1..... Hattiesburg, Miss.

3/25/86.....W.....5-4..... Hattiesburg, Miss.

3/25/86.....W.....3-1..... Starkville, Miss.

3/28/86.....W.....4-2..... Starkville, Miss.

4/23/86.....W.....3-2..... Starkville, Miss.

4/23/86.....W.....5-1..... Starkville, Miss.

3/12/99.....L.....4-0..... Chattanooga, Tenn.

4/5/00.....L.....2-0..... Starkville, Miss.

4/5/00.....W.....2-1..... Starkville, Miss.

4/5/01.....L.....2-1..... Starkville, Miss.

4/5/01.....W.....9-6..... Starkville, Miss.

2/16/02.....L.....7-2..... Starkville, Miss.

4/3/02.....W.....6-2..... Hattiesburg, Miss.

4/3/02.....L.....3-0..... Hattiesburg, Miss.

2/4/03.....W.....3-1..... Starkville, Miss.

4/3/03.....L.....8-5..... Madison, Miss.

3/24/04.....L.....6-0..... Starkville, Miss.

4/6/04.....W.....6-3..... Ridgeland, Miss.

3/2/05.....W.....9-0 (6)..... Starkville, Miss.

4/7/05.....W.....5-2..... Hattiesburg, Miss.

3/7/06.....L.....2-0..... Starkville, Miss.

3/30/06.....W.....8-0 (5)..... Hattiesburg, Miss.

4/12/07.....W.....9-2..... Starkville, Miss.

4/24/07.....W.....10-6..... Hattiesburg, Miss.

3/18/08.....W.....9-0 (5)..... Hattiesburg, Miss.

4/23/08.....W.....5-2..... Starkville, Miss.

2/11/09.....L.....7-3..... Starkville, Miss.

## SE MISSOURI STATE.....MSU leads 2-1

4/3/84.....L.....2-0..... Owensboro, Ky.

2/24/06.....W.....5-2..... Starkville, Miss.

2/26/06.....W.....3-0..... Starkville, Miss.

## SW MISSOURI STATE.....SMS leads 3-1

3/20/85.....L.....1-0..... Starkville, Miss.

3/20/85.....W.....4-2..... Starkville, Miss.

3/7/86.....L.....2-0..... Starkville, Miss.

3/7/86.....L.....10-3..... Starkville, Miss.

## STANFORD.....Series tied 1-1

3/3/00.....W.....2-1 (9)..... Columbus, Ga.

3/9/02.....L.....7-0..... Plant City, Fla.

## SAINT FRANCIS (PA).....SFU leads 2-1

3/4/05.....W.....7-0..... Marietta, Ga.

## STEPHEN F. AUSTIN.....SFA leads 1-0

3/11/82.....L.....10-0..... Baton Rouge, La.

## STONY BROOK.....MSU leads 1-0

5/17/08.....W.....8-3..... Tempe, Ariz.

## SYRACUSE.....MSU leads 4-0

2/28/03.....W.....4-1..... Tallahassee, Fla.

3/2/03.....W.....3-2..... Tallahassee, Fla.

3/10/06.....W.....2-1..... Lakewood, Calif.

3/01/08.....W.....8-2..... Columbus, Ga.

## TEMPLE.....MSU leads 2-0

3/10/01.....W.....3-0..... Starkville, Miss.

3/9/02.....W.....6-0..... Plant City, Fla.

## TENNESSEE-MARTIN.....MSU leads 2-0

2/21/97.....W.....4-1..... Monroe, La.

3/3/07.....W.....6-5 (9)..... Chattanooga, Tenn.

## TENNESSEE STATE.....MSU leads 2-0

3/1/97.....W.....9-0 (5)..... Troy, Ala.

3/2/97.....W.....12-1 (6)..... Troy, Ala.

## TENNESSEE TECH.....MSU leads 7-1

3/16/85.....W.....25-3..... Starkville, Miss.

4/26/85.....W.....11-2..... Cookeville, Tenn.

2/26/00.....W.....7-4..... Starkville, Miss.

2/26/00.....W.....5-0..... Starkville, Miss.

2/18/01.....W.....1-0 (8)..... Starkville, Miss.

2/19/06.....W.....7-1..... Starkville, Miss.

2/24/07.....W.....10-1 (6)..... Columbus, Ga.

3/2/07.....L.....9-4..... Chattanooga, Tenn.

## TEXAS.....UT leads 3-0

3/1/02.....L.....1-0 (14)..... Tallahassee, Fla.

5/21/05.....L.....2-0..... Austin, Texas

5/22/05.....L.....2-0..... Austin, Texas

## TEXAS A&M.....MSU leads 2-1

2/28/86.....L.....6-0..... Thibodeaux, La.

2/11/00.....W.....3-2..... Phoenix, Ariz.

2/9/03.....W.....5-2..... Phoenix, Ariz.

## TEXAS A&M-CC.....MSU leads 3-0

2/9/01.....W.....8-0 (5)..... Corpus Christi, Texas

5/20/05.....W.....1-0..... Austin, Texas

5/21/05.....W.....2-1 (8)..... Austin, Texas

## TEXAS-ARLINGTON.....UTA leads 2-0

4/15/83.....L.....7-2..... Ruston, La.

4/18/86.....L.....3-2..... Arlington, Texas

## TEXAS STATE.....MSU leads 3-1

3/1/86.....W.....5-3..... Thibodeaux, La.

2/10/01.....W.....4-2..... Corpus Christi, Texas

2/11/01.....L.....5-0..... Corpus Christi, Texas

2/8/02.....W.....8-1..... Phoenix, Ariz.

## TEXAS TECH.....Series tied 1-1

3/9/01.....L.....1-0..... Starkville, Miss.

2/8/02.....W.....12-4 (5)..... Phoenix, Ariz.

## TOLEDO.....Series tied 1-1

3/1/86.....L.....2-0..... Thibodeaux, La.

3/2/07.....W.....3-2..... Chattanooga, Tenn.

## TRENTON.....UT leads 1-0

3/16/83.....L.....5-0..... Columbia, S.C.

## TROY.....MSU leads 4-0

3/1/97.....W.....3-2..... Troy, Ala.

3/2/97.....W.....1-0..... Troy, Ala.

2/19/06.....W.....3-0..... Starkville, Miss.

3/5/05.....W.....12-6..... Marietta, Ga.

## TULSA.....MSU leads 3-1

2/22/97.....L.....1-0..... Monroe, La.

2/23/97.....W.....7-2..... Monroe, La.

2/18/05.....W.....5-0..... Starkville, Miss.

2/19/05.....W.....4-2..... Starkville, Miss.

## UC-RIVERSIDE.....MSU leads 1-0

2/09/08.....W.....8-0 (5)..... Palm Spings, Calif.

## UC-SANTA BARBARA.....UCSB leads 1-0

3/01/08.....L.....5-2 (8)..... Columbus, Ga.

## UAB.....MSU leads 10-1

3/22/00.....W.....4-1..... Starkville, Miss.

2/12/03.....W.....2-0..... Birmingham, Ala.

4/22/03.....L.....3-0..... Starkville, Miss.

4/27/04.....W.....11-3 (6)..... Birmingham, Ala.

4/28/04.....W.....7-0..... Starkville, Miss.

3/8/05.....W.....8-3..... Birmingham, Ala.

4/12/05.....W.....11-1 (5)..... Starkville, Miss.

3/20/07.....W.....5-0..... Birmingham, Ala.

4/17/07.....W.....4-1..... Starkville, Miss.

3/04/08.....W.....7-0..... Starkville, Miss.

3/24/09.....W.....9-7..... Birmingham, Ala.

## UCLA.....UCLA leads 3-0

2/12/99.....L.....5-0..... Phoenix, Ariz.

3/10/06.....L.....2-0..... Lakewood, Calif.

3/12/06.....L.....3-0..... Lakewood, Calif.

## UCSB.....UCSB leads 2-1

2/28/98.....L.....13-9 (9)..... Santa Barbara, Calif.

2/13/04.....W.....6-3..... San Diego, Calif.

2/14/04.....L.....5-2..... San Diego, Calif.

## UNLV.....UNLV leads 2-1

2/13/99.....W.....9-1 (5)..... Phoenix, Ariz.

2/23/01.....L.....3-2..... Las Vegas, Nev.

2/23/01.....L.....2-0..... Las Vegas, Nev.

## UTAH.....Utah leads 4-2

3/25/82.....L.....9-0..... Bartlesville, Okla.

2/12/00.....L.....8-6 (9)..... Phoenix, Ariz.

5/19/00.....W.....11-3 (6)..... Seattle, Wash.

5/20/00.....L.....4-1..... Seattle, Wash.

3/8/01.....L.....3-2..... Tampa, Fla.

2/26/05.....W.....10-3..... Palm Springs, Calif.

## UTAH STATE.....MSU leads 3-0

2/13/99.....W.....7-2..... Phoenix, Ariz.

2/13/00.....W.....5-4..... Phoenix, Ariz.

2/17/07.....W.....6-3..... Las Vegas, Nev.

## VILLANOVA.....MSU leads 1-0

2/28/04.....W.....3-1..... Houston, Texas

## VIRGINIA.....MSU leads 1-0

2/29/04.....W.....5-0..... Houston, Texas

## VIRGINIA TECH.....VT leads 1-0

3/5/05.....L.....4-3..... Marietta, Ga.

## VS. CONFERENCES

America East.....	3-0
Atlantic 10.....	6-1
Atlantic Coast.....	18-11
Atlantic Sun.....	19-5
Big 12.....	4-21
Big East.....	10-3
Big South.....	9-2
Big 10.....	10-14
Big West.....	8-8
Colonial Athletic Association.....	3-1
Conference USA.....	39-14
Horizon.....	5-0
Independents.....	3-1
Metro-Atlantic Athletic.....	3-0
Mid-American.....	7-6
Mid-Continent.....	3-3
Mid-Eastern Athletic.....	4-2
Missouri Valley.....	12-8
Mountain West.....	10-9
Northeast.....	4-0
Ohio Valley.....	39-8
Pacific-10.....	7-18
Southeastern.....	184-230
SEC West.....	90-136
SEC East.....	93-95
Southern.....	12-1
Southland.....	27-20
Southwestern Athletic.....	27-1
Sun Belt.....	14-13
Western Athletic.....	11-15
West Coast.....	1-0

<b>Division II.....</b>	<b>15-2</b>
Lone Star.....	1-0
Gulf South.....	8-0
North Central Intercollegiate Athletic.....	0-1
Great Lakes Valley.....	6-0
Mid-America Intercollegiate Athletics.....	0-1

<b>Division III.....</b>	<b>2-3</b>
Conference of Illinois/Wisconsin.....	1-1
Little East.....	0-1
Iowa Intercollegiate Athletic.....	1-1

<b>NAIA.....</b>	<b>0-1</b>
Sooner Athletic.....	0-1
Schools That No Longer Sponsor.....	13-3

## WASHINGTON.....UW leads 3-1

5/20/00.....L.....4-1..... Seattle, Wash.

5/16/03.....L.....8-0 (6)..... Lincoln, Neb.

3/3/06.....W.....3-0..... Waco, Texas

3/4/06.....L.....8-1..... Waco, Texas

## WEST FLORIDA.....MSU leads 1-0

3/20/86.....W.....4-0..... Tallahassee, Fla.

## WEST GEORGIA.....MSU leads 2-0

3/15/85.....W.....12-0..... Starkville, Miss.

3/30/85.....W.....14-2..... Columbus, Miss.

## WESTERN ILLINOIS.....WIU leads 3-0

3/19/84.....L.....8-7 (8)..... Starkville, Miss.

3/19/84.....L.....1-0 (10)..... Starkville, Miss.

3/23/85.....L.....5-3..... Tallahassee, Fla.

## WESTERN KENTUCKY.....WKU leads 2-1

## NATIONAL HONORS

### USA National Teams

- 2009** Chelsea Bramlett  
USA National Team  
Courtney Bures  
USA National Team
- 2006** Courtney Bures  
USA World University Games
- 2005** Kellie Wilkerson  
USA National Team
- 2003** Iyhia McMichael  
USA Elite  
Kellie Wilkerson  
USA Elite
- 2002** Kellie Wilkerson  
USA Elite
- 2001** Kellie Wilkerson  
USA Blue
- 2000** Keri McCallum  
USA Blue  
Kellie Wilkerson  
USA Junior World
- 1999** Keri McCallum  
USA Blue  
Michelle Gates  
USA Red

### NCAA Woman of the Year

- 2004** Kate Jaspers (State Winner)

### Honda Award

- 2004** Iyhia McMichael (Top Four Finalist)

### USA Softball Player of the Year

- 2009** Chelsea Bramlett (Top 25 Finalist)
- 2008** Chelsea Bramlett (Top 25 Finalist)
- 2004** Iyhia McMichael (Top 3 Finalist)
- 2003** Iyhia McMichael (Top 10 Finalist)

### NFCA adidas Golden Shoe Award

- 2009** Chelsea Bramlett (Division I)

### NFCA Catcher of the Year

- 2009** Chelsea Bramlett (Division I)
- 2008** Chelsea Bramlett (Division I)
- 2000** Keri McCallum (Overall, Division I)

### NFCA All-American

- 2009** Chelsea Bramlett (1st Team)
- 2008** Chelsea Bramlett (1st Team)  
Courtney Bures (1st Team)
- 2007** Chelsea Bramlett (1st Team)
- 2005** Courtney Bures (1st Team)
- 2004** Iyhia McMichael (1st Team)
- 2003** Iyhia McMichael (1st Team)
- 2002** Kellie Wilkerson (2nd Team)
- 2001** Kellie Wilkerson (1st Team)
- 2000** Kellie Wilkerson (1st Team)  
Keri McCallum (1st Team)
- 1999** Kellie Wilkerson (2nd Team)

### EASTON All-American

- 2001** Kellie Wilkerson (1st Team)  
Iyhia McMichael (2nd Team)
- 2000** Kellie Wilkerson (1st Team)  
Keri McCallum (1st Team)
- 1999** Kellie Wilkerson (1st Team)
- 1998** Michelle Gates (2nd Team)  
Jenny Hehnke (2nd Team)

### NSCA All-American

- 2009** Chelsea Bramlett
- 2004** Meagan O'Nan

### USA Softball

#### Player of the Week

- 2004** Iyhia McMichael (February 24)

#### NFCA Player of the Week

- 2004** Iyhia McMichael (February 25)
- 2003** Iyhia McMichael (April 1)

#### EASTON Player of the Month

- 1999** Keri McCallum (March)  
Kellie Wilkerson (April)  
Jenny Hehnke (May)
- 1998** Cheri Smith (February)  
Keri McCallum (March)  
Autumn Anderson (April)  
Jenny Hehnke (May)

### ESPN The Magazine/CoSIDA Academic All-American

- 2009** Chelsea Bramlett (2nd Team)  
Sammie Jo Bailey (3rd Team)
- 2008** Chelsea Bramlett (1st Team)
- 2004** Kate Jaspers (1st Team)  
Iyhia McMichael (2nd Team)
- 2003** Kate Jaspers (2nd Team)
- 2000** Keri McCallum (1st Team)

### CoSIDA

#### Academic Player of the Year

- 2004** Kate Jaspers

### NFCA All-America Scholar-Athlete

- 2009** Jessie Bailey  
Sammie Jo Bailey  
Ali Bainbridge  
Jessie Spain
- 2008** Jessie Bailey  
Sammie Jo Bailey  
Ali Bainbridge  
Megan Bateman  
Nakita Boyce  
Chelsea Bramlett  
Lindsay Hunley  
Gina McCloud  
Courtney Nesbit  
Jessie Spain
- 2007** Jessie Bailey  
Sammie Jo Bailey  
Chelsea Bramlett  
Stephanie Comeaux  
Lindsay Hunley  
Katie Johnson  
Michelle Kinney  
Gina McCloud  
Kelli Miller

- 2006** Sammie Jo Bailey  
Hayle Guess  
Sara Hickerson  
Lindsay Hunley  
Katie Johnson  
Michelle Kinney  
Kelli Miller  
Gina McCloud  
Callye Williams  
Katie Johnson  
Blair Hewett  
Michelle Kinney  
Callye Williams
- 2004** Kate Jaspers  
Jennifer Jessup  
Lindsay Nelson  
Meagan O'Nan  
Krystal Tillman  
Callye Williams  
Blair Brown  
Courtney Frank  
Kate Jaspers  
Jennifer Jessup  
Lindsay Nelson  
Krystal Tillman  
Meagan O'Nan  
Blair Brown  
Kate Jaspers  
Amy Mosley  
Lindsay Nelson  
Krystal Tillman  
Anna Joyce Lott  
Jenny Hehnke  
Keri McCallum  
Anna Joyce Lott

- 1999** Kayla Calvert  
Tracy Clark  
Connie Goldsmith  
Jenny Hehnke  
Anna Joyce Lott  
Keri McCallum  
Autumn Anderson  
Tracy Clark  
Jenny Hehnke  
Alicia Judd  
Kendell Kimbrough  
Anna Joyce Lott  
Keri McCallum  
Karrie Rider  
Jenny Hehnke

- 2002** Kate Jaspers  
Jennifer Jessup  
Lindsay Nelson  
Meagan O'Nan  
Blair Brown  
Kate Jaspers  
Amy Mosley  
Lindsay Nelson  
Krystal Tillman  
Anna Joyce Lott  
Jenny Hehnke  
Keri McCallum  
Anna Joyce Lott
- 2001** Anna Joyce Lott  
Jenny Hehnke  
Keri McCallum  
Anna Joyce Lott
- 2000** Anna Joyce Lott  
Jenny Hehnke  
Keri McCallum  
Anna Joyce Lott
- 1999** Kayla Calvert  
Tracy Clark  
Connie Goldsmith  
Jenny Hehnke  
Anna Joyce Lott  
Keri McCallum  
Autumn Anderson  
Tracy Clark  
Jenny Hehnke  
Alicia Judd  
Kendell Kimbrough  
Anna Joyce Lott  
Keri McCallum  
Karrie Rider  
Jenny Hehnke

## REGIONAL HONORS

### NFCA All-Region

- 2009** Sammie Jo Bailey (1st Team)  
Ali Bainbridge (1st Team)  
Chelsea Bramlett (1st Team)  
Ka'ili Smith (1st Team)
- 2008** Chelsea Bramlett (1st Team)  
Courtney Bures (1st Team)  
Chelsea Bramlett (1st Team)
- 2007** Hayle Guess (2nd Team)  
Courtney Bures (2nd Team)  
Courtney Bures (1st Team)  
Jennifer Jessup (3rd Team)
- 2006** Iyhia McMichael (1st Team)  
Jennifer Waterman (2nd Team)  
Kate Jaspers (2nd Team)
- 2005** Iyhia McMichael (1st Team)  
Kellie Wilkerson (1st Team)
- 2004** Iyhia McMichael (2nd Team)  
Kellie Wilkerson (1st Team)  
Kellie Wilkerson (1st Team)  
Keri McCallum (1st Team)  
Karrie Rider (2nd Team)
- 1999** Kellie Wilkerson (1st Team)  
Michelle Gates (2nd Team)
- 1998** Autumn Anderson (2nd Team)  
Michelle Gates (2nd Team)
- 1997** Keri McCallum (1st Team)

### ESPN The Magazine/CoSIDA Academic All-District

- 2009** Sammie Jo Bailey (1st Team)  
Chelsea Bramlett (1st Team)  
Jessie Bailey (2nd Team)  
Ali Bainbridge (2nd Team)
- 2008** Jessie Bailey (2nd Team)  
Sammie Jo Bailey (1st Team)  
Chelsea Bramlett (1st Team)
- 2006** Hayle Guess (1st Team)  
Kate Jaspers (1st Team)  
Iyhia McMichael (1st Team)  
Meagan O'Nan (2nd Team)
- 2004** Kate Jaspers (1st Team)  
Krystal Tillman (2nd Team)  
Keri McCallum (1st Team)  
Jenny Hehnke (2nd Team)
- 1998** Keri McCallum (2nd Team)

## CONFERENCE HONORS

### Southeastern Conference Softball Athlete of the Year

- 2004** Iyhia McMichael
- 2003** Iyhia McMichael

### Southeastern Conference Freshman of the Year

- 2007** Chelsea Bramlett
- 2005** Courtney Bures

### Southeastern Conference Scholar-Athlete of the Year

- 2004** Kate Jaspers (Co-Winner)

### All-Southeastern Conference

- 2009** Chelsea Bramlett (1st Team)  
Ka'ili Smith (2nd Team)
- 2008** Chelsea Bramlett (1st Team)  
Courtney Bures (1st Team)  
Hayle Guess (2nd Team)
- 2007** Courtney Bures (1st Team)  
Chelsea Bramlett (2nd Team)  
Hayle Guess (2nd Team)
- 2005** Courtney Bures (1st Team)
- 2004** Iyhia McMichael (1st Team)  
Kate Jaspers (1st Team)
- 2003** Iyhia McMichael (1st Team)  
Jennifer Nelson (2nd Team)
- 2002** Kellie Wilkerson (1st Team)  
Iyhia McMichael (1st Team)
- 2001** Kellie Wilkerson (1st Team)  
Iyhia McMichael (2nd Team)
- 2000** Keri McCallum (1st Team, Un.)  
Kellie Wilkerson (1st Team)  
Karrie Rider (2nd Team)
- 1999** Kellie Wilkerson (1st Team)  
Michelle Gates (1st Team)  
Keri McCallum (2nd Team)
- 1998** Michelle Gates (1st Team)  
Keri McCallum (2nd Team)
- 1997** Keri McCallum (1st Team)  
Karrie Rider (2nd Team)

### Freshman All-SEC

- 2009** Ka'ili Smith
- 2008** Ali Bainbridge
- 2007** Jessie Bailey  
Chelsea Bramlett
- 2005** Courtney Bures
- 2004** Hayle Guess

### Southeastern Conference Good Works Team

- 2009** Sammie Jo Bailey
- 2008** Hayle Guess
- 2007** Hayle Guess
- 2006** Callye Williams
- 2005** Callye Williams
- 2004** Meagan O'Nan

### Southeastern Conference Player of the Week

- 2009** Ka'ili Smith  
March 9; Freshman  
Ali Bainbridge  
March 30; Player  
Lindsey Dunlap  
March 30; Freshman  
Lindsey Dunlap  
April 20; Freshman  
Ka'ili Smith  
May 4; Freshman  
Chelsea Bramlett  
February 11; Player  
Misty Flesher  
February 18; Freshman  
Courtney Nesbit  
March 24; Freshman  
Misty Flesher  
April 14; Freshman  
Brittany Bell  
April 21; Freshman  
Chelsea Bramlett  
April 3; Freshman  
Chelsea Bramlett  
April 10; Freshman  
Sammie Jo Bailey  
April 24; Player  
Stephanie Comeaux  
March 7; Pitcher  
Sammie Jo Bailey  
May 8; Freshman  
Courtney Bures  
February 7  
Iyhia McMichael  
February 23  
Kate Jaspers  
April 12  
Kelli Miller  
May 11; Pitcher  
Melissa Massey  
February 24; Pitcher  
Iyhia McMichael  
March 31
- 2002** Kasey Whitehead  
February 12; Pitcher  
Kellie Wilkerson  
May 6
- 2001** Iyhia McMichael  
March 26  
Jennifer Pursell  
April 2; Pitcher  
Kellie Wilkerson  
February 21  
Karrie Rider  
March 13  
Keri McCallum  
April 3
- 1999** Keri McCallum  
March 9  
Autumn Anderson  
April 6; Pitcher  
Michelle Gates  
March 31
- 1997** Alicia Judd  
April 29; Pitcher







# AWARDS & HONORS

## Academic All-SEC

- 2009** Jessie Bailey  
Sammie Jo Bailey  
Ali Bainbridge  
Chelsea Bramlett  
Misty Flesher  
Allie Heon  
Courtney Nesbit  
Laurie Siebert  
Jessie Spain
- 2008** Jessie Bailey  
Sammie Jo Bailey  
Megan Bateman  
Chelsea Bramlett  
Nakita Boyce  
Courtney Bures  
Hayle Guess  
Lindsay Hunley  
Gina McCloud
- 2007** Sammie Jo Bailey  
Nakita Boyce  
Stephanie Comeaux  
Courtney Bures  
Katie Cooley  
Hayle Guess  
Sara Hickerson  
Blair Hewett  
Lindsay Hunley  
Katie Johnson  
Michelle Kinney  
Gina McCloud  
Kelli Miller
- 2006** Nakita Boyce  
Courtney Bures  
Stephanie Comeaux  
Katie Cooley  
Blair Hewett  
Hayle Guess  
Sara Hickerson  
Lindsay Hunley  
Katie Johnson  
Michelle Kinney  
Gina McCloud  
Kelli Miller  
Callye Williams  
Allison Meyer
- 2005** Stephanie Comeaux  
Katie Cooley  
Blair Hewett  
Hayle Guess  
Sara Hickerson  
Katie Johnson  
Michelle Kinney  
Kelli Miller  
Jennifer Jessup  
Callye Williams  
Tanelda McDonald  
Keri McFarling
- 2004** Blaire Brown  
Kate Jaspers  
Jennifer Jessup  
Lindsay Nelson  
Iyhia McMichael  
Kelli Miller  
Tanelda McDonald  
Meagan O'Nan  
Stephanie Owens  
Krystal Tillman  
Jennifer Waterman  
Brandi Watkins  
Callye Williams
- 2003** Brooke Best  
Blaire Brown  
Kate Jaspers  
Jennifer Jessup  
Iyhia McMichael  
Amy Mosley  
Lindsay Nelson  
Krystal Tillman  
Jennifer Waterman
- 2002** Kasey Whitehead  
Jennifer Jessup  
Anna Joyce Lott  
Jennifer Nelson  
Robyn Schlagheck  
Brooke Best
- 2001** Brooke Best  
Chris Bushby  
Jenny Hehnke  
Nichole Henry  
Jennifer Jessup

- 2009** Anna Joyce Lott  
Kendell Kimbrough  
Keri McCallum  
Jennifer Nelson  
Karrie Rider  
Robyn Schlagheck  
Cheri Smith  
Kasey Whitehead  
Kellie Wilkerson  
Chris Bushby
- 2008** Jenny Hehnke  
Kendell Kimbrough  
Keri McCallum  
Robyn Schlagheck  
Michelle Gates  
Nichole Henry  
Anna Joyce Lott  
Karrie Rider
- 1999** Autumn Anderson  
Chris Bushby  
Tracy Clark  
Michelle Gates  
Jenny Hehnke  
Nichole Henry  
Kendell Kimbrough  
Anna Joyce Lott  
Keri McCallum  
Karrie Rider  
Robyn Schlagheck
- 1998** Ariana Benardo  
Chris Bushby  
Jenny Hehnke  
Alicia Judd  
Aimee Juedemann  
Keri McCallum  
Kendell Kimbrough  
Karrie Rider

## Freshman Academic All-SEC

- 2008** Ali Bainbridge  
Misty Flesher  
Courtney Nesbit  
Jessie Spain  
Elizabeth Woolven
- 2007** Chelsea Bramlett  
Jessie Bailey  
Laurie Siebert  
Nakita Boyce  
Courtney Bures  
Lindsay Hunley  
Gina McCloud  
Allison Meyer
- 2005** Katie Cooley  
Blair Hewett  
Hayle Guess  
Sara Hickerson  
Katie Johnson  
Stephanie Owens  
Callye Williams
- 2003** Stephanie Owens  
Callye Williams

## TEAM HONORS

### Most Valuable Player

- 2009** Chelsea Bramlett  
**2008** Chelsea Bramlett  
**2007** Courtney Bures  
**2006** Blair Hewett  
**2005** Courtney Bures  
**2004** Iyhia McMichael  
**2003** Iyhia McMichael

### Top Hitter

- 2009** Chelsea Bramlett  
**2008** Chelsea Bramlett  
**2007** Chelsea Bramlett  
**2006** Courtney Bures  
**2005** Courtney Bures  
**2004** Iyhia McMichael  
**2003** Iyhia McMichael

### Most Valuable Pitcher

- 2009** Lindsey Dunlap  
**2008** Misty Flesher  
**2007** Kelli Miller  
**2006** Ragan Blake  
Stephanie Comeaux  
**2005** Kelli Miller  
**2004** Melissa Massey  
**2003** Melissa Massey

## Most Improved Player

- 2009** Brittany Bell  
**2008** Kelsey Nurnberg  
**2007** Sara Hickerson  
**2006** Nakita Boyce  
**2005** Tanelda McDonald  
**2004** Tanelda McDonald  
**2003** Jennifer Waterman

## Gold Glove

- 2009** Ali Bainbridge  
**2008** Courtney Bures  
**2007** Courtney Bures  
**2006** Courtney Bures  
**2005** Callye Williams  
**2004** Kate Jaspers  
**2003** Brooke Best

## Rookie Of The Year

- 2009** Ka'ili Smith  
**2008** Ali Bainbridge  
**2007** Chelsea Bramlett  
**2006** Sammie Jo Bailey  
**2005** Courtney Bures  
**2004** Hayle Guess  
**2003** Callye Williams

## MTXE

- 2009** Sammie Jo Bailey  
**2008** Lindsay Hunley  
**2007** Katie Johnson  
**2006** Blair Hewett  
**2005** Jennifer Jessup  
**2004** Meagan O'Nan  
**2003** Jennifer Jessup

## 1997-02 TEAM HONORS

### Most Outstanding Player

- 2002** Kellie Wilkerson  
**2001** Kellie Wilkerson  
**2000** Keri McCallum  
**1999** Keri McCallum  
**1998** Autumn Anderson  
**1997** Keri McCallum

### Most Inspirational Player

- 2002** Iyhia McMichael  
**2001** Amy Mosley  
**2000** Karrie Rider  
**1999** Jenny Hehnke  
**1998** Chris Bushby  
**1997** Karrie Rider

## ALL-TOURNAMENT TEAMS

### NCAA Region Tournament

- 2008** Chelsea Bramlett (Tempe Regional)  
Ali Bainbridge (Tempe Regional)  
**2002** Kellie Wilkerson (Region 3)  
**2000** Keri McCallum (Region 1)

### SEC Tournament

- 2004** Iyhia McMichael  
**2003** Jennifer Nelson  
**2001** Kellie Wilkerson  
**1999** Kellie Wilkerson  
Keri McCallum  
**1998** Autumn Anderson  
Nichole Henry  
Michelle Gates  
Karrie Rider

### Compass Bank Invitational

- 2006** Stephanie Comeaux  
Hayle Guess

### Georgia Tech Buzz Classic

- 2005** Jennifer Jessup

### Mercer Wingate Inn Classic

- 2008** Sammie Jo Bailey  
Ali Bainbridge  
Hayle Guess

### NFCA Leadoff Classic

- 2008** Courtney Bures  
**2007** Hayle Guess

### NIST Tournament

- 1997** Keri McCallum

### Mardi Gras Tournament

- 1997** Michelle Gates

### Ragin' Cajuns Invitational

- 2005** Courtney Bures

## Speedline Invitational

- 2002** Kellie Wilkerson  
Iyhia McMichael  
**2000** Karrie Rider  
**1999** Jennifer Pursell  
Keri McCallum  
Michelle Gates

## Troy Cox Classic

- 2003** Iyhia McMichael  
Jennifer Jessup

## MSU Bulldog Round-Robin

- 2009** Jessie Bailey  
Chelsea Bramlett  
Lindsey Dunlap  
Courtney Moore  
Kelsey Nurnberg  
**2008** Sammie Jo Bailey  
Chelsea Bramlett  
Courtney Bures (MVP)  
Misty Flesher  
Hayle Guess  
Courtney Bures  
Kelli Miller  
Chelsea Bramlett  
Nakita Boyce  
**2006** Courtney Bures  
Ragan Blake  
Stephanie Comeaux  
Nakita Boyce  
Hayle Guess  
Courtney Bures  
Kelli Miller  
Callye Williams  
Lindsay Hunley  
Katie Johnson  
**2004** Melissa Massey  
Kate Jaspers  
Jennifer Waterman  
Meagan O'Nan  
Iyhia McMichael

## MSU Bulldog Classic

- 2009** Jessie Bailey  
Ali Bainbridge  
Chelsea Bramlett (MVP)  
Lindsey Dunlap  
Kelsey Nurnberg  
**2008** Sammie Jo Bailey  
Chelsea Bramlett (co-MVP)  
Courtney Bures  
Misty Flesher  
Hayle Guess  
Kelsey Nurnberg (co-MVP)  
**2006** Sammie Jo Bailey  
Hayle Guess  
Stephanie Comeaux  
Courtney Bures  
Callye Williams  
Katie Cooley  
**2005** Tanelda McDonald  
Blair Hewett  
Callye Williams  
Nakita Boyce  
Kelli Miller  
**2004** Iyhia McMichael  
Blair Brown  
Jennifer Waterman  
Meagan O'Nan  
Stephanie Comeaux  
Melissa Massey  
Kelli Miller  
Brandi Watkins  
**2002** Kellie Wilkerson  
Brooke Best  
Iyhia McMichael  
Jennifer Jessup  
Jennifer Nelson  
Kellie Wilkerson  
Lindsay Nelson  
**2000** Kellie Wilkerson  
Karrie Rider  
Keri McCallum  
Jennifer Nelson

## MSU Bully Bash

- 2008** Jessie Bailey  
Ali Bainbridge  
Chelsea Bramlett  
Courtney Bures  
Nakita Boyce  
Misty Flesher (MVP)  
Hayle Guess  
Kelsey Nurnberg  
Jessie Spain

## Malihini Kipa Aloha Tournament

- 2009** Chelsea Bramlett  
Ka'ili Smith



# MISSISSIPPI STATE



Mississippi State is a comprehensive land-grant institution and the largest university in Mississippi, with a statewide enrollment of more than 17,000 students.

Established in 1878 as the Agricultural and Mechanical College of Mississippi, the university has traditional strengths in engineering and scientific agriculture but has evolved into a comprehensive institution with a diverse array of programs in teaching, research, and service.

## ACADEMICS AND STUDENT LIFE

Mississippi State students consistently earn honors such as the prestigious Harry S. Truman Scholarship, awarded for those who will enter public service, and, with 16 Truman Scholars to date, the university has been recognized as a Truman Honor Institution. In the past year, a student team competed for and won first place in a national Challenge X competition to re-design a fuel-efficient and environmentally-friendly SUV.

Recently initiated programs are providing opportunities to develop leadership potential and global study options. The university's Global Leadership Continuum provides "cra-

dle-to-CEO" programming designed to develop leadership across a "global" spectrum that begins with high school and continues through the university experience and into professional life. Included are the Young Guns Leadership Camp for rising high school seniors; the Day One Leadership Community for incoming freshmen, focusing on shared academic and

significantly expanded study-abroad opportunities.

## RESEARCH

Mississippi State faculty researchers attracted \$186.5 million in external funding for 2006-07, up from about \$155 million during the previous year. This funding supported 1,691 sponsored projects in 2007.

Based on the latest rankings available from the National Science Foundation, MSU ranks seventh in the nation in agricultural sciences research expenditures and 44th in engineering. Last year MSU faculty and staff disclosed 80 new technologies resulting in three new start-up companies, nine licenses, and 22 patent applications. The university now holds 77 patents.

In recent years, MSU has established the Thad Cochran Endowment for Entrepreneurship, as well as collaborating with federal agencies and industries to help increase technology-oriented start-up companies. Among the collaborators and sponsors are the U.S. departments of Defense and Energy, NASA, General Electric, Northrop Grumman, EADS/American Eurocopter, Boeing, Raytheon, General Dynamics, Israeli Aerospace Industry, and the Missis-




service experiences; and the highly competitive Appalachian Leadership Honors Program for sophomores and juniors.

To complement these efforts, the university has launched a minor in leadership studies open to students in all majors. A university honor code adopted in 2007 institutionalizes a campus culture of integrity and personal responsibility in academic studies. Through the Global Leadership Program, students may experience

## MISSISSIPPI STATE UNIVERSITY POINTS OF PRIDE

- Mississippi State ranks among the top 100 institutions across the country in the number of bachelor's degrees awarded to African-Americans.
- Mississippi State's undergraduate program in landscape architecture in 2005 was listed among the nation's top 15 programs by a national publication that promotes quality design education.
- Ten Mississippi State University students have been named Barry M. Goldwater Scholars since 1999. The national scholarship recognizes academic excellence in the sciences, mathematics and engineering.
- In the September 2005 issue of Washington Monthly's college rankings, MSU was ranked No. 95 nationally among 245 major public and private institutions based on "what colleges are doing for the country."
- Over the last decade, five Mississippi State University professors have been named Mississippi Professor of the Year by the national Council for Advancement and Support of Education and the Carnegie Foundation for the Advancement of Teaching.
- Recently cited for its service in the aftermath of Hurricane Katrina, MSU's student chapter of the American Society of Civil Engineers is nationally ranked for overall excellence.
- The Mississippi State Promise is a new program designed to help entering freshmen and entering community college transfer students from low-income Mississippi families attend MSU by ensuring that their tuition and required fees will be paid with gift/grant student aid.
- Mississippi State's Raspet Flight Research Laboratory is building its own version of unmanned aerial vehicles that will strengthen U.S. battlefield surveillance capabilities.
- The Appalachian Leadership Honors Program is providing opportunities to cultivate leadership potential. Mississippi State wants to grow the "whole person," and the university president -- Dr. Mark Keenum -- has committed himself to that.
- In 2007, Kiplinger's Personal Finance magazine named Mississippi State one of its "100 Best Values in Public Colleges." The list recognizes institutions that are "noteworthy for their combination of top-flight academics and affordable costs."



**DRILL FIELD & LEE HALL**

sippi Technology Alliance.

In a key area of economic interest to Mississippi, MSU's Center for Advanced Vehicular Systems, established in 2001, continues research and development supporting a goal of attracting automotive industries to the state. The center is conducting research in areas that include materials processing, human and systems en-


gineering, alternative power systems, computational manufacturing and design, and advanced learning technologies.

## **OUTREACH AND SERVICE**

From its academic programs to the work of countless individuals, Mississippi State has "extended farther" and gone "beyond the limit" to make a difference in the lives of citizens around the state. In 2006, the university formed the Mississippi State Community Action Team to organize university resources and expertise for quick response to local issues around the state. MSU's Extension Service is the first in the nation to have an interactive video conferencing system in every county Extension office. Through the Freedom Calls program, the system is being used to connect Mississipp-

ians with family members in the U.S. military serving our country in Iraq.

The MSU Extension Service maintains offices in almost every county of the state, and the Mississippi Agricultural and Forestry Experiment Station operates 10 branch stations throughout Mississippi. Four strategically located research and extension centers coordinate the delivery of services statewide.



**CULLIS WADE DEPOT**

## ***DISTINGUISHED MISSISSIPPI STATE UNIVERSITY ALUMNI***

- **RICHARD ADKERSON**  
President and CEO of Freeport-McMoRan Copper & Gold
- **JAMES BAGLEY**  
Executive chairman of Lam Research Corp.
- **JOHN H. BRYAN JR.**  
Retired chairman and CEO of Sara Lee Corp.
- **FRED CARL**  
Founder and president of Viking Range Corp.
- **WILL CLARK**  
Retired six-time Major League Baseball All-Star
- **EARNEST DEAVENPORT**  
Former chairman and CEO of Eastman Chemical Company
- **DR. JAMES FLANAGAN**  
Winner of National Medal of Science; Member of Natl. Academies of Science and Engineering
- **DR. RICHARD GILBRECH**  
Director of NASA's John C. Stennis Space Center
- **JOHN GRISHAM**  
Author of numerous best-selling novels, including *A Time to Kill* and *The Pelican Brief*
- **QUINCY HILLIARD**  
Internationally known composer who wrote a composition for the 1996 Summer Olympics

- **MICKEY HOLLIMAN**  
Chairman of the board and CEO of Furniture Brands International
- **BAILEY HOWELL**  
1997 National Basketball Hall of Fame inductee and former Boston Celtics great
- **DR. MARK KEENUM**  
Mississippi State President and former Under Secretary for the USDA's Farm and Foreign Agricultural Service
- **DR. JAMES E. NEWSOME**  
President of New York Mercantile Exchange
- **RAFAEL PALMEIRO**  
Retired two-time Major League Baseball All-Star
- **HARTLEY PEAHEY**  
Founder and CEO of Peavey Electronics
- **CAROLYN SHANKS**  
President and CEO of Entergy Mississippi
- **JANET MARIE SMITH**  
Senior vice president for planning and development for the Boston Red Sox
- **LT. GEN. CARLA A. STROCK**  
Commander and Chief of Engineers with the United States Army Corps of Engineers





# MISSISSIPPI STATE

MSU has the largest enrollment in the state of Mississippi. Founded as a land-grant institution, its grass, flowers and trees are as prevalent as buildings, sidewalks and parking lots. Large enough to sport diversity in all areas, the university still maintains a warm, friendly atmosphere.

Ruby Hall, a residence hall with the largest single room size in university history, opened in August 2006. A co-residential, 160,000-square foot, three-story freshman hall, Ruby is located at the north end of campus, in convenient proximity to the Colvard Union, the Perry Cafeteria, Mitchell Memorial Library, the Sanderson Center and all athletic facilities. Ruby Hall offers students the latest in technology, including Ethernet access, full wireless internet coverage, a refrigerator and microwave, and free cable with HBO in each room.



The Colvard Union is a popular meeting place for MSU students. Whether working on a group project, enjoying the food court, or simply relaxing, the student union is one of the campus' main meeting places.




The Chapel of Memories and Carillon Tower were built with bricks from Old Main Dormitory, the largest residence hall in the country when constructed, later destroyed by fire in 1959. The Chapel of Memories, which hosts numerous weddings each year, is one of the most-recognized landmarks on campus.


The Drill Field, located squarely in the center of campus, shows the expanse of greenery for which the campus is famous.







# *The People's University*



When built in the 1920s, Perry Cafeteria was the largest dining hall in the country. The 300-foot long, Gothic style interior is one of the most beautiful buildings on the campus. It has accommodations for 600 students, faculty and staff and serves as the dining hall for MSU athletes.



Barnes & Noble opened on the MSU campus in August 2006 and features a world-class bookstore, apparel and gift shop, and café.



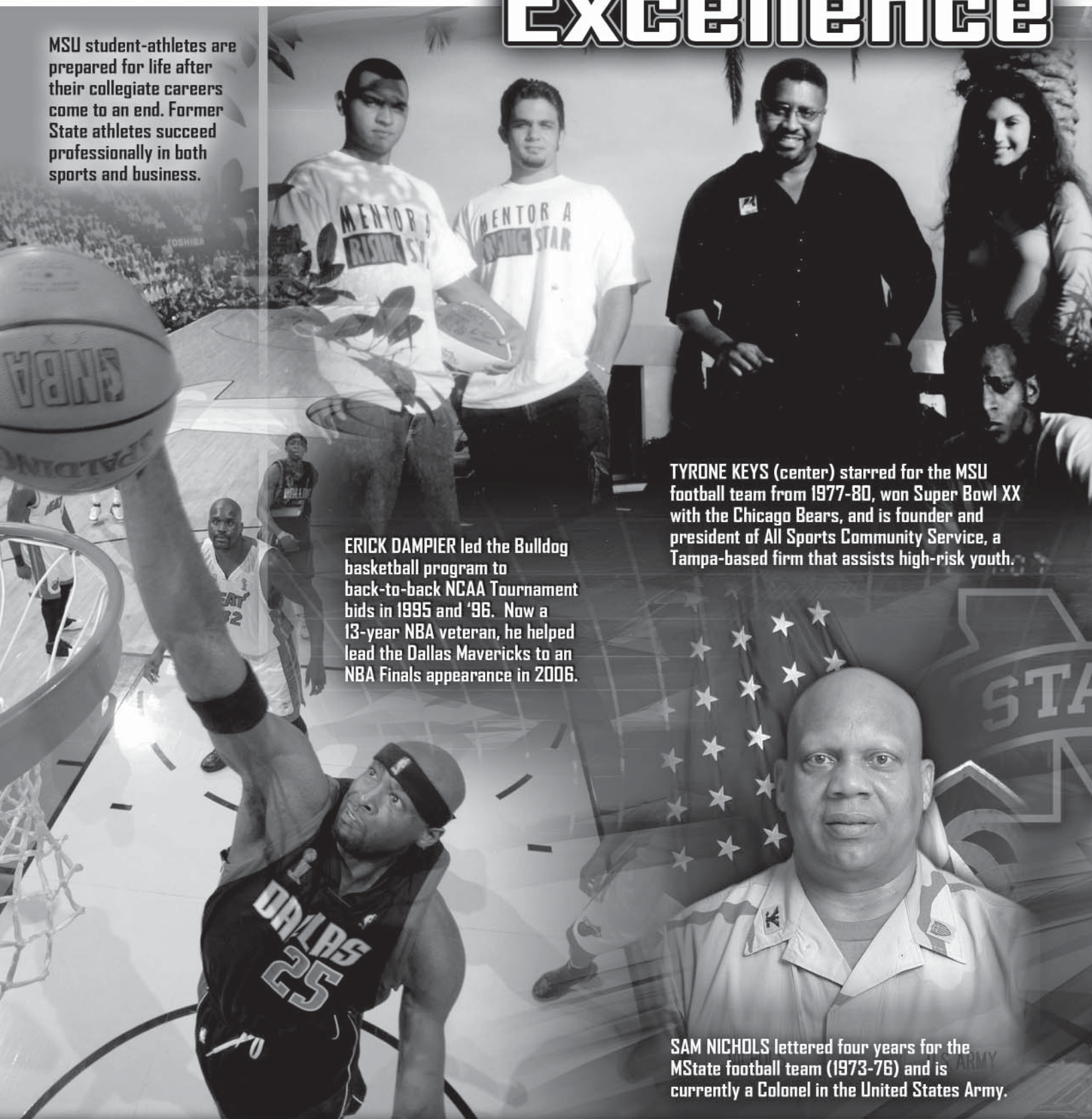
The \$19 million, 150,000-square foot Sanderson Center recreation complex opened to students in 1996. The state-of-the art facility offers recreational opportunities in aquatics, fitness and aerobics, strength and conditioning, and intramural sports.





# ATHLETIC Excellence

MSU student-athletes are prepared for life after their collegiate careers come to an end. Former State athletes succeed professionally in both sports and business.



**ERICK DAMPIER** led the Bulldog basketball program to back-to-back NCAA Tournament bids in 1995 and '96. Now a 13-year NBA veteran, he helped lead the Dallas Mavericks to an NBA Finals appearance in 2006.

**TYRONE KEYS** (center) starred for the MSU football team from 1977-80, won Super Bowl XX with the Chicago Bears, and is founder and president of All Sports Community Service, a Tampa-based firm that assists high-risk youth.

**SAM NICHOLS** lettered four years for the MState football team (1973-76) and is currently a Colonel in the United States Army.



BAILEY HOWELL, who still ranks second on the school's all-time basketball scoring list, enjoyed a 12-year career in the NBA and was elected to the Basketball Hall of Fame in 1997.

# Great Alumni

ROSA MARIELLA (JIMINEZ) MAHAN was an ITA All-Academic Scholar women's tennis player for State in 1988, and is Senior VP and Regional Manager for Central America, the Caribbean, and Northern South America for Prisma Energy International in Houston, Texas.

BUCK SHOWALTER is the former manager of three major league clubs and a former ESPN analyst.

BOBBY THIGPEN helped MSU baseball to the College World Series in 1985. He held the Major League record for saves in a season (57 in 1990 with the Chicago White Sox) for nearly 20 seasons.

Bulldog right-hander JEFF BRANTLEY (1982-85) still holds SEC records for pitching wins in a season (18) and career (45). He is now a radio broadcaster for the Cincinnati Reds.



# ATHLETIC Excellence

State's coaches care for their student-athletes and the school's sports programs. Each has a passion for their specialty, experience as a player and coach, and expertise to instruct at the highest levels. Their goal is to coach champions on the field and mold productive college graduates from the university's classroom.



**CHRISTI SANDERS** (back left) has the longest, consecutive coaching reign of any head coach at State, with 21 seasons at the helm of the women's golf program. She has twice been named SEC Coach of the Year (1990, 2000).

**RICK STANSBURY**, the winningest coach in MSU basketball history, has guided the Bulldogs to 231 wins and eight postseason appearances in his 11 seasons at State.

Former MSU baseball standout **JOHN COHEN** was introduced as Mississippi State's new baseball skipper in June 2008.

**DAN MULLEN** is widely regarded as one of the top young minds in college football. With 15 years of experience in the collegiate coaching ranks, Mullen was named the 32nd head football coach in the history of Mississippi State University on December 10, 2008.

**NEIL MACDONALD** is the only head coach to guide the MState soccer program to an SEC Tournament appearance in his first season (2004).



SHARON FANNING the winningest basketball coach in Lady Bulldog history, led her 2008-09 team to a 23-10 record and the second round of the NCAA Tournament. On Nov. 10, 2006, she became the 29th NCAA Division I women's basketball head coach to reach 500 wins.

# Great Teachers

Returning home to coach his alma mater, PER NILSSON was a part of the 1993 SEC Championship team.

DARYL GREENAN assumes the reigns of the Mississippi State Women's Tennis program in 2010.

CLAY HOMAN, a second-team all-SEC performer during his MState playing career, has led the men's golf program to 52 top-10 finishes in six years.

JENNY HAZELWOOD returned to her alma mater as the head volleyball coach in 2009. During her career at State she set the school record for assists in a match, a season and a career.

JAY MILLER is one of the most respected coaches in the country. The USA National Team head coach and NFCA Hall of Fame inductee has directed the State softball program to six NCAA postseason appearances in his seven seasons.

Now in his second decade as the head coach of the men's and women's track teams, AL SCHMIDT has coached three MState athletes to national titles.



# ATHLETIC Excellence

Mississippi State athletes play in some of the nation's finest facilities. Almost every Bulldog competition site has either been constructed or renovated in the last 15 years. During that time alone, more than \$60 million in facility enhancements have been made.



**DAVIS WADE STADIUM AT SCOTT FIELD:** Near-sellout crowds have become the norm at Davis Wade Stadium at Scott Field, where the Bulldogs have played before masses reaching 85 percent of stadium capacity. Since the 2000 season when expansion and renovation projects gave the nation's second-oldest stadium a gleaming new look, crowds have grown by nearly 30 percent.



**PITTS TENNIS CENTRE:** Considered among the finest tennis facilities in the collegiate ranks, the modern, six-court, 1,000-seat A.J. Pitts Tennis Centre recently completed its 26th year serving the men's and women's programs. Recent enhancements at the facility include new locker areas and concession stands (1998) and a permanent press box (2004).



**DUDY NOBLE FIELD, POLK-DEMENT STADIUM:** One of the nation's leaders in baseball season ticket sales and attendance, Dudy Noble Field, Polk-Dement Stadium still holds the nation's on-campus single-game attendance mark — 14,991. With a seating capacity of more than 7,000 and more space in the world-famous outfield, *Sports Illustrated* magazine named the park, the "Best Place To Watch College Baseball" in a 1997 issue.

**W.D. SPENCER STADIUM/  
CARL MADDOX TRACK:** Co-named in honor of a two-time Mississippi State Olympian and a former MSU athletic director, the W.D. Spencer Stadium/Carl Maddox Track has served as host to the Southeastern Conference Outdoor Track and Field Championships three times since 1985, joining Tennessee as the most frequent host for that event during that time.





#### NEWELL GRISSOM BUILDING:

The 12,000-square foot, hardwood-floored Newell-Grisson Building serves as the home for Mississippi State's volleyball program and serves as a practice facility for both of the school's basketball programs. Recent improvements include the addition of an air conditioning/heating system and chairback seating.


# Great Places

#### MSU GOLF COURSE:

Nominated by *Golfweek* and *Golf Digest* magazines as one of the premier public golf courses in the United States, Mississippi State's championship University Golf Course is the home to the men's and women's programs. The 18-hole course was recently furnished with a 5,000-square-foot clubhouse, complete with locker areas, snack bar, golf shop and classroom.



**MSU SOCCER FIELD:** Built in 1995, the lighted Mississippi State Soccer Field gives the Bulldog women one of the finest playing surfaces in the Southeast, a 114-yard long, 72-yard wide regulation NCAA Championship field. The lush turf is Mississippi Pride grass, developed by researchers on the MSU campus.



**MSU SOFTBALL FIELD:** Constructed in 1997, the Mississippi State Softball Field has undergone almost constant improvement at the northern-most point of campus. Lights were added to the facility in 1998, brick work was added to the dugouts two years later and, in 2001, additional batting cages were built. In 2005, softball moved into a new locker, training and meeting facility adjacent to the park.



**BRYAN BUILDING:** The state-of-the-art John H. Bryan Athletic Administration Building is the crown jewel of MSU's expansion projects of the last decade. Opened in 1996, this showcase facility is named for longtime Bulldog friend and supporter John H. Bryan Sr., and houses athletic administration, football, ticket, athletic development and media relations offices.

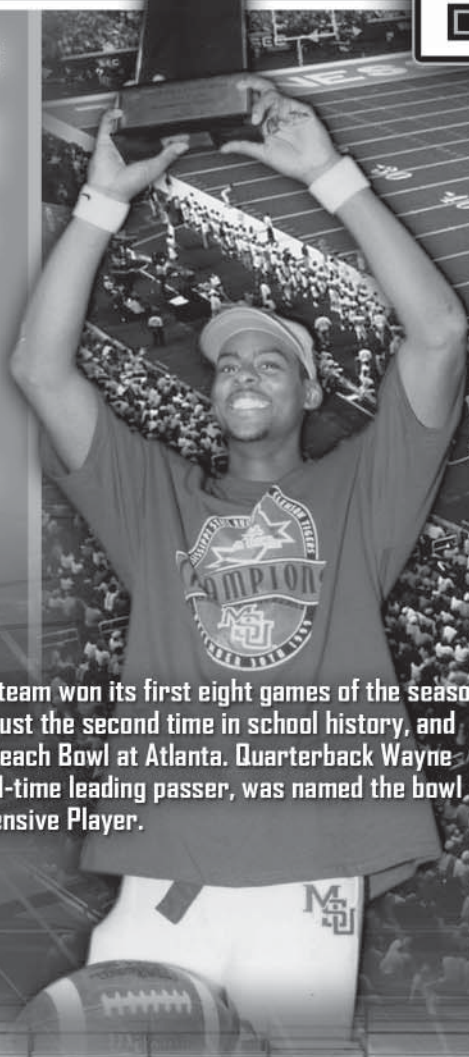
**HUMPHREY COLISEUM:** Season ticket sales records and all-time attendance marks have also been set over the past decade by Bulldog and Lady Bulldog basketball teams in the Humphrey Coliseum, the state's largest on-campus basketball arena. The latest addition to the facility was a \$1.8 million, center-hung, four-sided video scoreboard and jumbotron screen installed in 2004.





# ATHLETIC Excellence

MSU has played in the SEC Football Championship Game, the basketball Final Four, the baseball College World Series, and in numerous NCAA national title events since 1996. The last decade has brought overall achievement unmatched at State, and each new generation adds more hardware to the school's trophy cases.



State won the SEC Western Division title in 1998 and held a fourth-quarter lead on eventual national champion Tennessee in the league championship game at the Georgia Dome. The Bulldogs' appearance in the championship game garnered the school a berth in the 1999 Cotton Bowl.

The 1999 Maroon football team won its first eight games of the season, amassed 10 victories for just the second time in school history, and defeated Clemson in the Peach Bowl at Atlanta. Quarterback Wayne Madkin (above), State's all-time leading passer, was named the bowl game's Most Valuable Offensive Player.



MSU's 1998 men's tennis team was one of two Bulldog squads that reached the NCAA semifinals, losing to perennial national champion Stanford. The '98 team was one of 10 State net teams that earned NCAA Sweet 16 berths from 1991-2001.



State's soccer team captured the 2001 SEC Western Division crown, the first SEC championship of any kind by an MSU women's team. That title came in just the sport's seventh year of existence on the campus.



# Great Teams

The "thunder and lightning" duo of Rafael Palmeiro and Will Clark guided the Bulldog baseball program to SEC regular season and tournament titles, and to a national third-place finish at the College World Series in 1985. The '85 team's finish was the best of MSU's seven CWS squads.

The 1995-96 Mississippi State men's basketball team earned the school's first-ever NCAA Final Four appearance after claiming the program's first SEC Tournament title and winning the SEC Western Division crown.

The MState men's golf team captured the school's second-consecutive SEC Tournament title in 1997 and participated in NCAA regional competition for just the second time in school history.

The Lady Bulldog basketball team has gone to ten postseason appearances under Head Coach Sharon Fanning, including five NCAA Tournament appearances.





# ATHLETIC Excellence

Mississippi State student-athletes have been achievers on the playing fields and off them. For every Bulldog winning All-SEC or All-America honors, another earns recognition for academic achievement. Players are coached to greatness throughout the MSU athletic program.

Bulldog catcher EDWARD EASLEY (R) was named the winner of the 2007 Coleman Company Johnny Bench Award as the nation's top collegiate catcher. Bench (L) presented Easley with the award. Easley also won the 2007 Cellular South Ferriss Trophy as Mississippi's top collegiate baseball player.

LAWRENCE ROBERTS was the SEC Player of the Year in 2004 and a national finalist for the Wooden Award, given annually to college basketball's top player.

IYHIA McMICHAEL, who concluded her career in 2004, is the only two-time SEC Softball Athlete of the Year in league history.

LAURENT MIQUELARD (L) and JOC SIMMONS won the NCAA men's tennis doubles national championship in 1994.





# Great Players



As a relief pitcher with the Boston Red Sox, JONATHAN PAPELBON has been an MLB All-Star in each of his first four seasons.

JERIOUS NORWOOD concluded his football career in 2005 as the school's single-game and career rushing leader. He was named winner of the Conerly Trophy as the state's top college football player, was selected to play in the Senior Bowl, and was taken by the Atlanta Falcons in the NFL Draft.

LATOYA THOMAS concluded her career in 2003 as a two-time SEC Player of the Year and became only the sixth player in NCAA Division I history to be named a four-time Kodak All-American.


TIFFANY McWILLIAMS won the NCAA national championship in the 1500 meter run in 2003 and '04, and the national title in the indoor mile in 2004.



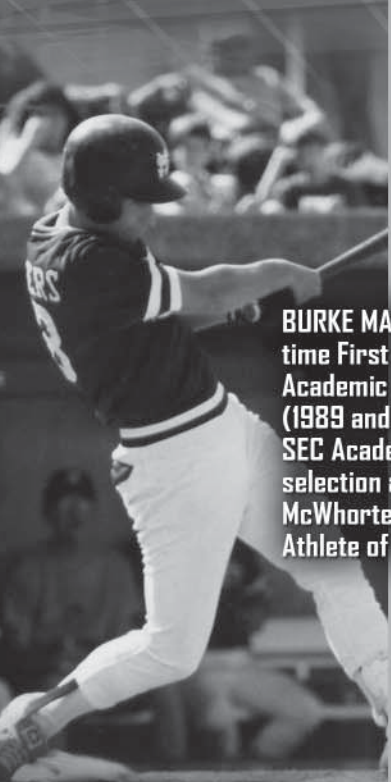
# *The* BULLDOG

## Academics

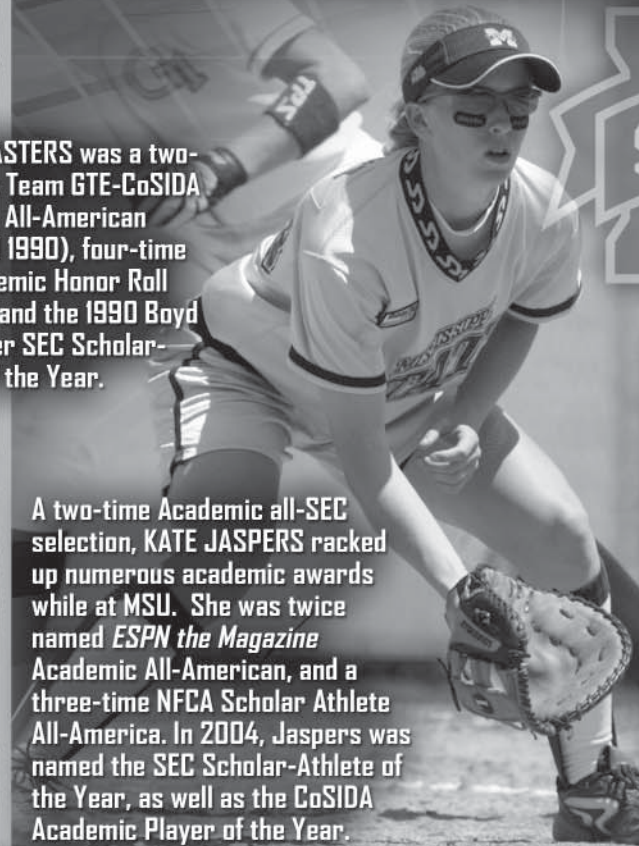
While the MSU athletic program has experienced success both on the field and court, Bulldog and Lady Bulldog athletes are excelling where it counts the most — in the classroom. During the 2008-09 school year, 153 MState athletes earned SEC Academic Honor Roll honors.



Including 2005 graduates (L-R) Shane Power, Ontario Harper, Wesley Morgan and Branden Vincent, coach Rick Stansbury's Bulldogs have landed over 20 players on the SEC Academic Honor Roll over the past five seasons.



BURKE MASTERS was a two-time First Team GTE-CoSIDA Academic All-American (1989 and 1990), four-time SEC Academic Honor Roll selection and the 1990 Boyd McWhorter SEC Scholar-Athlete of the Year.



A two-time Academic all-SEC selection, KATE JASPERS racked up numerous academic awards while at MSU. She was twice named *ESPN the Magazine* Academic All-American, and a three-time NFCA Scholar Athlete All-America. In 2004, Jaspers was named the SEC Scholar-Athlete of the Year, as well as the CoSIDA Academic Player of the Year.



ANNEMARIE PIMENTEL was a four-year soccer letterwinner. While at State, she was a three-time Academic all-SEC selection and was named to the GTE and Verizon Academic All-District teams. Her career culminated in being selected the 2000 SEC Boyd McWhorter Post-Graduate Scholarship winner, awarded to the student-athlete who best demonstrates excellence in athletics, academics and community service.





# Way

# Traditions

Mississippi State is deep with tradition. From Bully to cowbells and the maroon and white, evidence of *The Bulldog Way* are found deep in the heart of every State graduate.

The most unique and certainly the most resounding symbol of MSU tradition is the cowbell. Cowbells decorate homes and offices of MSU alumni, and are passed down through generations of Bulldog fans. Although banned from SEC games since 1974, the ruling has not damaged the cowbell's historical importance.

## HAIL STATE (FIGHT SONG)

*Hail dear 'ole State,  
Fight for that victory today;  
Hit that line and 'tote that ball;  
Cross the goal before you fall,  
And then we'll yell, yell, yell, yell!  
For dear 'ole State we'll yell like hell!  
Fight for Mis-sis-sip-pi State,  
Win that game today.*

## MAROON AND WHITE (ALMA MATER)

*In the heart of Mississippi,  
Made by none but God's own hands,  
Stately in her nat'ral splendor  
Our Alma Mater proudly stands;  
State College of Mississippi,  
Fondest mem'ries cling to thee,  
Life shall hoard thy spirit ever,  
Loyal sons we'll always be.*

### Chorus:

*Maroon and White! Maroon and White!  
Of thee with joy we sing;  
Thy colors bright our souls delight,  
With praise our voices ring.*

*Tha' our life some pow'r may vanquish,  
Loyalty can't be o'er run;  
Honors true on thee we lavish  
Until the setting of the sun;  
Live Maroon and White for ever,  
Ne'er can evil mar thy fame,  
Nothing us from thee can sever,  
Alma Mater we acclaim.*

MSU's athletic teams are called the Bulldogs, a name earned and maintained over the decades by the tough, tenacious play of student-athletes wearing the maroon and white. The official school mascot is an American Kennel Club registered English Bulldog, given the inherited title of "Bully." A costumed Bully often makes his presence known at various athletic events.







# BULLDOGS IN USA SOFTBALL

Since first really making a name for itself at the 1996 Olympics in Atlanta, representing the United States on the softball field has been a goal of many players to come through the collegiate ranks.

Many players who have donned the Maroon and White for Mississippi State have aspired to one day wear the Red, White and Blue while hustling, diving and sliding for the United States.

Since softball became an Olympic sport in 1996, the Bulldogs have contributed greatly to

national stage.

Most recently, Miller tutored Mississippi State's three-time NFCA all-American Chelsea Bramlett as a part of the 2009 United States squad that claimed gold medals at the Canada Cup and the prestigious World Cup of Softball in front of a national television audience in Oklahoma City.

The pair also joined with former Bulldog all-American Courtney Bures to lead the Red, White and Blue to the championship at the Japan Cup.

In 2007, Miller guided the United States Junior National Team to the Junior World Championship in The Netherlands. A year earlier, he coached the junior national team to the Pan American Qualifier title which the squad a berth in the Pan-Am Games. That same summer he assisted Michigan head coach Carol Hutchins on the USA's World University Games team that included Bures, who was a year removed from claiming SEC Freshman of the Year and first team All-America honors.

The selections of Bramlett and Bures to the United States National Team rosters continues a rich tradition that previously included fellow all-Americans Iyha McMichael and Kellie Wilkerson. Both competed extensively on various U.S. squads following the completion of MSU careers which saw them establish numerous school records.

McMichael, a No. 1 draft pick by the Akron Racers of National Pro Fastpitch, and Wilkerson played on Miller's Elite squad that captured the 2003 Canada Cup. Wilkerson put the U.S. Elite squad in the championship game with the game-winning home run against the U.S. National Team. McMichael, the two-time all-American at MSU, clinched the title for the Americans with a walk-off home run in the bottom of the 14th inning against Australia.

Wilkerson, a four-time all-SEC selection,



*Chelsea Bramlett was behind the plate for the United States this summer in its runs to gold medals at the Canada Cup, KFC World Cup of Softball and Japan Cup.*

the success that the U.S. has enjoyed on the international stage.

Bulldog head coach Jay Miller plays a vital role in helping guide and teach the athletes who are selected to carry on the rich tradition of success the United States has enjoyed for many years. Miller has been a part of the United States National Team coaching staff for nearly two decades, and in 2009 he was selected to be the head coach of the national team for the 2009-2012 quadrennium.

Throughout his numerous journeys with the national team program, Miller has had the opportunity to coach six Bulldogs on the inter-



KERI McCALLUM

MICHELLE GATES

was also a member of the 2005 U.S. squad after beginning her international playing career with the 1999 junior national team.

Michelle Gates and Keri McCallum earned the program's first U.S. team selections since the program returned in 1997. The duo, who led State to the SEC Tournament finals in 1998 and the program's first NCAA regional appearance in 2000, were both invited by USA Softball to the Olympic Festival in 1998 and again in 1999.

Miller has had the opportunity to watch Mississippi State's six contributors progress through the international ranks. He joined USA Softball in 1992 as a member of the USA Softball National Team Selection Committee. During that inaugural appointment, he was responsible for selecting the teams that compete in various international competitions, including the 1996 Olympic team. Miller, who got his first taste of international coaching experience in 1987 as the pitching coach of the Netherlands Antilles' Pan-Am Games Team, has been a part of the United States coaching pool ever since.

State's newest coaching staff addition, assistant coach Karen Johns, is also a veteran in the USA Softball ranks as both a player and coach. Johns earned her first Team USA nod in 1989, helping the team to gold medals at the U.S. Olympic Festival and ISF World Championships.

Over the next six years, she claimed three



COURTNEY BURES



IYHA McMICHAEL



KELLIE WILKERSON



# BULLDOGS IN THE PROS



more Olympic Festival gold medals, an ISF World Championship and Pan Am Games and South Pacific Classic titles.



KAREN JOHNS

Johns moved into the coaching ranks in 2005, and she helped guide the Americans to a pair of World Cup of Softball titles and championships at Canada Cup, the Pan Am Games, Japan Cup and the ISF World Championships.

In 2008, the Whippany, N.J. native assisted head coach Mike Candrea's United States squad that claimed the silver medal at the Olympic Games in Beijing, China, in 2008.

Last summer, Johns was a national team assistant under Miller. She helped guide the U.S. to the gold medal at the Pan Am Qualifier in Maracay, Venezuela, qualifying the squad for the 2010 ISF World Championships and the 2011 Pan Am Games.



Jay Miller and Chelsea Bramlett (18) won the World Cup of Softball with the United States Women's National Team in front of a national television audience on ESPN.


## BULLDOGS IN THE PROS

For more than a decade, Mississippi State players have continued their playing careers at the professional level through the Women's Professional Softball League and, currently, National Pro Fastpitch.


Courtney Bures was State's most recent addition to NPF as she was drafted 16th overall pick by the Washington Glory in 2008. The two-time first team all-American made an immediate impact in the league, tying for seventh in NPF in RBI and fourth in home runs while leading the Glory to the NPF championship series.

In its inaugural season as a franchise, the Akron Racers utilized the No. 1 overall senior draft pick to select former Bulldog all-American Iyhia McMichael.


McMichael led the Racers to the 2005 crown, hitting the winning home run off Jennie Finch a year after claiming the league's MVP award. Although McMichael claimed top league honors in 2004, her former teammate Kellie Wilkerson helped lead the New York/New Jersey Juggernaut to the NPF championship.




AUTUMN ANDERSON



KERI MCCALLUM




MICHELLE GATES



KARRIE RIDER




MELISSA MASSEY



JENNIFER JESSUP



JENNIFER WATERMAN




KASEY WHITEHEAD



IYHIA McMICHAEL



COURTNEY BURES



KELLIE WILKERSON



2010 BULLDOG SOFTBALL





## DR. MARK KEENUM

*MSU President • Mississippi State, 1988*

Dr. Mark Everett Keenum became Mississippi State's 19th president Jan. 5, 2009, following a distinguished public service career.

After completing his bachelor's and master's degrees in agricultural economics at Mississippi State, Dr. Keenum joined the university faculty in 1984 as a marketing specialist with the Mississippi Cooperative Extension Service. Two years later, he accepted a position as a research associate with the Mississippi Agricultural and Forestry Experiment Station at MSU.

He continued his education at the university, in 1988 receiving a doctorate in agricultural economics, and he joined the faculty of that department as an assistant professor/economist. During his professional tenure at Mississippi State, his primary research and extension work focused on the marketing and economics of aquaculture, specialty crops and forestry. He continued his faculty ties at the university 1997-2006 as an adjunct professor, teaching an annual course on agricultural legislative policy.

Prior to being named president of Mississippi State in November 2008, Dr. Keenum served as Under Secretary of the U.S. Department of Agriculture for two years, where he provided leadership and oversight for the Farm Service Agency, the Risk Management Agency and the Foreign Agricultural Service. The mission area, comprised of the three agencies, had a total operating budget of \$1.7 billion and approximately \$40 billion in program authority. The three agencies employed more than 16,500 people at more than 2,300 offices nationwide and 98 locations around the globe.

In 1989, Dr. Keenum joined the Washington, D.C., staff of U.S. Senator Thad Cochran as Legislative Assistant for Agriculture and Natural Resources. As Sen. Cochran's adviser on agricultural affairs, he worked on numerous issues important to U.S. agriculture, including the 1990, 1996, and 2002 Farm Bills. From 1996-2006, he served as Chief of Staff for Sen. Cochran. In this role, Dr. Keenum was the chief adviser to the senator on political, legislative and appropriations issues. He also was responsible for managing all administrative and legislative functions of Sen. Cochran's Washington, D.C., office and three Mississippi offices, including direct oversight of the U.S. Senate Committee on Agriculture, Nutrition, and Forestry and the U.S. Senate Committee on Appropriations.

Dr. Keenum and his wife Rhonda have four children.



## GREG BYRNE

*Director of Athletics • Arizona State, 1994*

When Greg Byrne was named Mississippi State University's 15th Director of Athletics on February 21, 2008, he became the youngest top current athletic administrator in the Southeastern Conference. At 36 years of age, he also became the youngest to lead an athletic program at the NCAA Division I-A level.

Despite his age, Byrne is anything but inexperienced. He has been around successful athletic programs, and the director's chair at those institutions, literally all his life. He is the son of long-time athletic administrator Bill Byrne, currently the Director of Athletics at Texas A&M University.

Byrne, however, has made a name for himself in intercollegiate athletics. He has 15 years of professional experience, a resume' that shows progressive growth in both responsibility and achievement. He has been directly involved in raising over \$120 million in gifts during his career in athletics. He has finalized and implemented an annual giving renovation for athletics at three different institutions. Byrne has also helped in the reorganization of the athletic program at one school while renovating the department's budgeting systems, development, marketing and compliance programs. Byrne was on the ground floor of resurrecting a football program and athletic department at another institution, one that achieved success for the first time in three decades.

Prior to being named to head State's athletic program, Byrne came to MSU in June 2006 as Associate Athletic Director for External Affairs. In just his first year on the job, Byrne initiated a first-ever volunteer fund-drive that resulted in 969 new Bulldog Club members for Mississippi State. He implemented a priority seating program for football and men's basketball that led to a \$1 million increase in annual giving. He also led the effort to package State's donor and ticketing software, in connection with the department's athletic web site, for fan convenience. In doing so, MSU became the first Bowl Championship Series school to enlist XOS Technologies for total donor support in those areas.

Byrne held a similar position at the University of Kentucky prior to coming to Starkville. As Associate Athletic Director for Development and Fund-Raising at UK from 2002-05, he managed the development staff and operated a multi-million dollar budget. He oversaw development efforts that raised annual gifts from \$4 million to \$9 million annually. While in Lexington, Byrne led a \$35 million athletic facility campaign, and participated in the design, funding and marketing for Kentucky's \$30 million basketball practice facility. He worked with a corporate sponsorship team to manage UK marketing and development efforts, including signing one of the nation's top multi-media rights packages. Byrne was one of four members on the UK search committees that brought new head football and baseball coaches to the Wildcat athletic program.

Byrne possibly made his greatest athletic program impact as Associate Athletic Director for Development at Oregon State University from 1998-2002. Managing an eight-person staff, he replaced an antiquated 60-year old fund-raising organization and increased annual giving from \$1 million to over \$5 million in cash during his tenure there. He assisted the Director of Major Gifts in raising more than \$30 million in capital gifts for facilities and budget enhancement while in Corvallis. He participated in securing a \$12.5 million gift to rename the Beavers' football stadium. Byrne was involved in the department's transition of corporate sponsorships for radio, television, stadium and arena signage and game program sales to increase revenue.

Byrne began his athletic fund-raising career as Regional Director of Development at the University of Oregon from 1995 through '98, overseeing development efforts for Portland, Southern and Central Oregon, Northern California and the Oregon coast. While overseeing the Duck's letterman's organization, he participated in raising \$14 million for an indoor football facility and soccer complex.

The energetic Byrne launched his professional career as Special Projects Coordinator for the Fiesta Bowl in Tempe, Ariz., from 1993-95. During that time, he managed a 1,000-person volunteer base for 63 Fiesta Bowl annual events.

A native of Pocatello, Idaho, Byrne earned his bachelor's degree from Arizona State University in 1994. He anticipates receiving his master's degree from Mississippi State this summer.

Byrne is married to the former Regina Misa of Junction City, Ore., and the couple has two sons: Nick (12) and Davis (10).



## SCOTT STRICKLIN

*Associate Athletic Director  
External Affairs/Softball Administrator*



## ANN CARR

*Senior Associate Athletic Director  
Women's Sports/Student-Athlete Services*