

MISSISSIPPI STATE



**Courtney
NESBIT**



**Chelsea
RAINES**

2011



Softball



**Brittany
BELL**



**Ali
BAINBRIDGE**



www.MStateAthletics.com





TABLE OF CONTENTS

2011 MISSISSIPPI STATE SOFTBALL

SECTION 1: GENERAL INFORMATION

Table of Contents	2
2011 Schedule	3
MSU Softball Field	4-5
MSU Softball Facilities	6-7
Templeton Athletic Academic Center	8
Bulldog Diamond Club	9
2011 Softball Camps	10

SECTION 2: MEET THE BULLDOGS

2011 Roster	12
Roster Breakdown	13
Ali Bainbridge	14-15
Brittany Bell	16-17
Courtney Nesbit	18-19
Chelsea Raines	20-21
Lindsey Dunlap	22
Misty Flesher	23
Brittany Gates	24
Ka'ili Smith	25
Stephanie Becker	26
Jessica Cooley	27
Shelby Fisher	28
Erin Nesbit	29
Christie Rovtar	30
Kylie Vry	31
Briana Bell	32
Sam Lenahan	33
Jessica Offutt	34
Heidi Shape	35
Shana Sherrod	36
Caitlin Wenzel	37
Rachael Zdeb	38

SECTION 3: MEET THE COACHES

Head Coach Jay Miller	40-43
Associate Head Coach Annie Smith	44
Assistant Coach Alan Colglazier	45
Support Staff	46

SECTION 4: 2011 OPPONENTS

Illinois-Chicago UNLV Washington	
UC Riverside Louisiana Tech Butler	48
Southern Illinois Southern Miss Bowling Green	
Mercer Georgia State Kennesaw State	49

Purdue UAB Memphis	
Miss. Valley State Texas A&M South Carolina	50

Florida State North Carolina Florida	
Arkansas Kentucky Alcorn State	51

Ole Miss Auburn Alabama	
Tennessee LSU Georgia	52

SECTION 5: 2010 REVIEW

2010 Results	54
2010 Statistics	55
SEC Review	56
2010 SEC Statistics	57
2010 NCAA Statistics	58

SECTION 6: RECORDS & HISTORY

Individual Records	60-61
Individual Single-Game Records	62
Individual Single-Season Records	63-64
Individual Career Records	65-67
Annual Statistical Leaders	68-70
Single-Game Team Records	71
Single-Season Team Records	72-73
Class-by-Class Records	74-75
All-Americans	76-80
MSU Coaching History	81
All-Time Results	81-84
NCAA Tournament Teams	85
All-Time SEC Tournament Standings	86
All-Time SEC Standings	86-87
SEC Series History	88-89

Non-Conference History	90-92
Letterwinners	93
Honors & Awards	94-95
Bulldogs in USA Softball	96-97
Bulldogs In the Pros	97

SECTION 7: THIS IS MISSISSIPPI STATE

Mississippi State University	98-104
Dr. Mark Keenum, MSU President	105
Scott Stricklin, MSU Director of Athletics	106

MISSION STATEMENT

The Department of Intercollegiate Athletics is an integral part of Mississippi State University. It incorporates in its overall mission the Mississippi State University, Southeastern Conference and NCAA philosophy, purpose, fundamental policies and general principles. Our primary purpose is to ensure the academic well-being, the physical fitness and the ethical foundation for all student-athletes. The Athletic Department offers a focal point for school spirit throughout the academic year, complementing the academic, cultural and social facets of college life. Since it is an activity of the University, the Department's standards, goals and ideals must remain in harmony with the academic programs.

Mississippi State University does not discriminate on the basis of race, color, religion, national origin, sex, sexual orientation or group affiliation, age, disability or veteran status. Dr. Mary Alexander, Director of the Office of Diversity and Equity Programs [McArthur Hall, Room 106, P.O. Box 6199, Mississippi State, MS 39762/662-325-2493], is the designated employee responsible to coordinate efforts to carry out responsibilities and make investigations of complaints relating to discrimination in conforming with Title IX of the Education Amendments of 1972, Sections 503 and 5-4 of the Rehabilitation Act of 1974, and the Americans with Disabilities Act of 1990.

The 2011 Mississippi State Softball Fan Guide is a publication of the MSU Athletic Media Relations Office. It was compiled, edited and designed by Brock Turnipseed with assistance from Sam Anderson, Jamal Davis, Jillian Garrigues, Cristina Jucan, Will Knight, Emily McConnell, Courtney Mikell, Mary Allison North, Kera Robinson, Andrew Russell and Thomas Vinton. Photography provided by Jon Eilts, Darrell McAllister, the late Fred Faulk, Russ Houston, David Lann, Brian Loden, Jim Nurnberg, Ross Obley, Rick Scuteri, Melford Smith, Jarrett Baker and USA Softball. The cover design was created by John Schaffhauser of Schaffhauser Design in Canton, Miss. Questions and changes to this guide should be directed to Brock Turnipseed, Assistant Director of Athletic Media Relations (662.325.7556).





2011 MISSISSIPPI STATE SOFTBALL SCHEDULE

Date	Opponent	Time (CT)	Location
Feb. 11	! vs. Illinois-Chicago	11:30 a.m.	Las Vegas, Nev.
Feb. 11	! at UNLV	5:45 p.m.	Las Vegas, Nev.
Feb. 12	! vs. Washington	11 a.m.	Las Vegas, Nev.
Feb. 12	! vs. UC Riverside	1:15 p.m.	Las Vegas, Nev.
Feb. 13	! vs. Illinois-Chicago	12 p.m.	Las Vegas, Nev.
FEB. 18	# LOUISIANA TECH	3 P.M.	STARKVILLE, MISS.
FEB. 19	# BUTLER	2 P.M.	STARKVILLE, MISS.
FEB. 19	# SOUTHERN ILLINOIS	4 P.M.	STARKVILLE, MISS.
FEB. 20	# TBD	1 P.M.	STARKVILLE, MISS.
FEB. 23	SOUTHERN MISSISSIPPI	4 P.M.	STARKVILLE, MISS.
Feb. 25	^ vs. Bowling Green	12 p.m.	Kennesaw, Ga.
Feb. 25	^ vs. Mercer	2:30 p.m.	Kennesaw, Ga.
Feb. 26	^ vs. Georgia State	12 p.m.	Kennesaw, Ga.
Feb. 26	^ at Kennesaw State	2:30 p.m.	Kennesaw, Ga.
Feb. 27	^ vs. Purdue	9:30 a.m.	Kennesaw, Ga.
Mar. 1	at UAB	6 p.m.	Birmingham, Ala.
MAR. 4	\$ MEMPHIS	3 P.M.	STARKVILLE, MISS.
MAR. 5	\$ MISSISSIPPI VALLEY ST.	2 P.M.	STARKVILLE, MISS.
MAR. 5	\$ TEXAS A&M	4 P.M.	STARKVILLE, MISS.
MAR. 6	\$ MEMPHIS	1 P.M.	STARKVILLE, MISS.
MAR. 9	SOUTH CAROLINA (DH)	4 P.M.	STARKVILLE, MISS.
Mar. 11	% vs. Florida State	3:30 p.m.	Tuscaloosa, Ala.
Mar. 12	% vs. North Carolina	11 a.m.	Tuscaloosa, Ala.
Mar. 12	% vs. Florida State	6:30 p.m.	Tuscaloosa, Ala.
Mar. 13	% vs. North Carolina	11 a.m.	Tuscaloosa, Ala.
Mar. 16	* at Florida (DH)	3 p.m.	Gainesville, Fla.
MAR. 18	* ARKANSAS	5 P.M.	STARKVILLE, MISS.
MAR. 19	* ARKANSAS	1 P.M.	STARKVILLE, MISS.
MAR. 20	* ARKANSAS	1 P.M.	STARKVILLE, MISS.

Date	Opponent	Time (CT)	Location
Mar. 25	* at Kentucky	5 p.m.	Lexington, Ky.
Mar. 26	* at Kentucky	12 p.m.	Lexington, Ky.
Mar. 27	* at Kentucky	12 p.m.	Lexington, Ky.
MAR. 29	ALCORN STATE	4 P.M.	STARKVILLE, MISS.
APR. 1	* OLE MISS	5 P.M.	STARKVILLE, MISS.
APR. 2	* OLE MISS	1 P.M.	STARKVILLE, MISS.
APR. 3	* OLE MISS	1 P.M.	STARKVILLE, MISS.
Apr. 6	+ vs. Southern Mississippi	6:30 p.m.	Madison, Miss.
APR. 8	* AUBURN	5 P.M.	STARKVILLE, MISS.
APR. 9	* AUBURN	11:30 A.M.	STARKVILLE, MISS.
APR. 10	* AUBURN	1 P.M.	STARKVILLE, MISS.
Apr. 12	at Mississippi Valley St.	5 p.m.	Itta Bena, Miss.
Apr. 15	* at Alabama	6:30 p.m.	Tuscaloosa, Ala.
Apr. 16	* at Alabama	1:30 p.m.	Tuscaloosa, Ala.
Apr. 17	* at Alabama	1:30 p.m.	Tuscaloosa, Ala.
APR. 19	MISSISSIPPI VALLEY ST.	5 P.M.	STARKVILLE, MISS.
Apr. 21	* at Tennessee	6 p.m.	Knoxville, Tenn.
Apr. 22	* at Tennessee	6 p.m.	Knoxville, Tenn.
Apr. 23	* at Tennessee	11 a.m.	Knoxville, Tenn.
APR. 29	* LSU	5 P.M.	STARKVILLE, MISS.
APR. 30	* LSU	1 P.M.	STARKVILLE, MISS.
MAY 1	* LSU	1 P.M.	STARKVILLE, MISS.
May 6	* at Georgia	5:30 p.m.	Athens, Ga.
May 7	* at Georgia	1:30 p.m.	Athens, Ga.
May 8	* at Georgia	12:30 p.m.	Athens, Ga.
May 12-14	SEC Tournament	TBA	Oxford, Miss.
May 19-22	NCAA Regionals	TBA	Various Sites
May 27-29	NCAA Super Regionals	TBA	Various Sites
June 1-8	WCWS	TBA	Oklahoma City, Okla.

! - Sportco Kickoff Classic (Las Vegas, Nev.); # - Bulldog Round-Robin (Starkville, Miss.); ^ - Phyllis Rafter Memorial (Kennesaw, Ga.); \$ - Bulldog Classic (Starkville, Miss.);
% - SEC/ACC Challenge (Tuscaloosa, Ala.); + - M&F Bank Fastpitch Classic (Madison, Miss.); * - SEC Series;

■ - Super Bulldog Weekend



Home to the Mississippi State softball team since 1997, the MSU Softball Field gives the Bulldogs one of the finest facilities in the nation.

Located on the north side of the Mississippi State campus, the MSU Softball Field sits in the heart of Mississippi State's impressive physical plant. It joins W.O. Spencer Stadium (track and field), Dudy Noble Field/Polk-Dement Stadium (baseball), the MSU Soccer Field and the A.J. Pitts Tennis Centre to give Mississippi State some of the finest Olympic sport venues in collegiate athletics.

The facility features a main grandstand area which will accommodate more than 750 people with opportunities for expansion in the future. Also included is a press box complete with phone lines and a public address system, an electronic scoreboard and bullpens behind both stepdown dugouts which are complete with restroom facilities for both teams.

Hailed as one of the top playing surfaces in the Southeastern Conference, the field stretches 200 feet down the left and right field lines and spans 220 feet to straight-away centerfield. The regulation NCAA Championship field features Mississippi Pride grass - developed by researchers on the Mississippi State campus - making it home to one of the finest playing surfaces in the country. A grounds crew is responsible for the field maintenance of the MSU Softball Field.

With each season, the MSU Softball Field seems to get better and better. This season the facility will add a new, state-of-the-art LED scoreboard that will have future vid-

eoboard capabilities. This most-recent addition comes a year after the playing surface underwent a major renovation that included an improved drainage system and artificial field turf that runs behind home plate and in front of each dugout.

Following the program's inaugural season in 1997, lights were added to the facility, bringing a much-more enjoyable climate to Bulldog fans as well as visiting fans across the country. In 2000, another facility-improving project was completed as the MSU Softball Field's dugouts were enhanced with brick, bringing yet another eye-pleasing feature to the facility. In 2001, construction of an additional batting cage, as well as the placing of side-walks in and around field and spectator areas, were added.

Work was completed in the fall of 2005 on a \$1 million indoor facility which features a state-of-the-art practice field, as well as a locker room, clubhouse, training room, coaches' locker rooms and players lounge. In addition, a revamped bullpen area was added just behind the dugout

MSU SOFTBALL FIELD RECORDS

AT BATS

By Team

41 - LSU at MSU (4/7/00)

By Individual

6 - 4x, last by Brittany Mynsberge, Bradley (v. Jackson St., 2/6/04)

RUNS

By Team

30 - Louisiana Tech v. Jackson State (2/6/04)

By Individual

5 - Angela Toures, Bradley (v. Jackson State, 2/6/04)

HITS

By Team

23 - Louisiana Tech v. Jackson State (2/6/04)

By Individual

5 - Brittany Mynsberge, Bradley (v. Jackson State, 2/6/04)

RBI

By Team

23 - Bradley v. Jackson State (2/6/04)

By Individual

7 - Brittany Mynsberge, Bradley (v. Jackson State, 2/6/04)

DOUBLES

By Team

8 - LSU at MSU (4/4/98)

By Individual

3 - 2x, last by Whitney Cloer, Arkansas (v. MSU, 3/17/09)

TRIPLES

By Team

6 - MSU v. Alabama A&M (2/20/04)

By Individual

2 - 6x, last by Courtney Hill, USM (v. MSU, 2/11/09)

HOME RUNS

By Team

3 - 2x, last by Alabama at MSU (5/9/10)

By Individual

2 - 4x, last by Dorian Shaw, Michigan (at MSU, 3/3/10)

WALKS

By Team

11 - 3x, last by Bradley v. Jackson State (2/6/04)

By Individual

4 - Katie Cooley, MSU (v. LSU, 3/30/05)

STRIKEOUTS

By Team, Batting

14 - 4x, last by Miss. Valley State v. Troy (3/6/10)

By Individual, Pitching

14 - 4x, last by Ashlyn Williams, Troy (v. Miss. Valley St., 3/6/10)

LONGEST REGULATION GAME

By Time

3:13 - LSU at Mississippi State (3/31/05)





on the third base side of the facility. Following the 2010 season, Mississippi State's heralded landscaping crew added a contemporary landscaping design between the indoor facility, the only one of its kind in the nation, and the third-base dugout.

Since beginning play at the MSU Softball Field, Mississippi State has posted a 247-118 (.677) overall record and, in 1999, tallied a program-high 21-6 record at home, including a 12-2 mark at home inside the Southeastern Conference. Mississippi State has also shutout its opponent 76 times in front of its home fans — 30 times completing the task in abbreviated innings.

The opening game on the newly constructed Mississippi State Softball Field came on Feb. 26, 1997, when Mississippi State hosted visiting Samford University. The Bulldogs opened the park successfully, sweeping Samford 4-0 and 4-0 in a doubleheader witnessed by more than 300 fans that braved the inclement weather.

The Bulldogs averaged just more than 300 fans during that first season and set an attendance record which still stands to this day on April 25, 1998, when 1,547 fans watched the Bulldogs battle arch rival Mississippi.

Last season, State set two of the all-time Top 10 attendance marks during its season-ending series against Alabama.



MSU SOFTBALL FIELD TOP 10 CROWDS

Date	Opponent	Attendance
1. April 25, 1998	Mississippi	1,547
2. April 1, 1997	Alabama	1,520
3. April 15, 2000	Kentucky	1,017
4. May 8, 2010	Alabama	976
5. May 2, 2009	Ole Miss	851
6. April 20, 2002	Alabama	762
7. May 9, 2010	Alabama	683
8. April 21, 2000	Alabama	670
9. April 18, 2009	South Carolina	662
10. March 22, 1997	South Carolina	654









TEMPLETON ATHLETIC ACADEMIC CENTER



The Shira Athletic Complex received its second neighborhood addition in the past four years on Nov. 1, 2008, when the Templeton Athletic Academic Center was officially dedicated.

Mississippi State's student-athletes have enjoyed outstanding success in the classroom, and the new \$10 million facility provides state-of-the-art amenities that will help the Bulldogs and Lady Bulldogs continue that success while reaching new levels.

The Templeton Athletic Academic Center includes a large computer lab and individual computer rooms and work stations that will allow student-athletes access to a computer at their convenience. The building also houses academic counselor offices, large study areas, resource rooms, conference rooms and tutor rooms that will allow MState's academic staff the most efficient way to interact with student-athletes.

The two biggest areas of State's newest facility are a 300-seat dining room and a large foyer that captures many of the team highlights and individual greats that have encompassed Mississippi State's rich athletic history.

Perhaps the greatest attribute of the Templeton Athletic Academic Center is the location. Situated adjacent to the Shira Complex and Holliman Athletic Center, the facility stands in the heart of MSU's athletic facilities.

The structure is named for Larry Templeton, who served as Mississippi State's director of athletics from 1987-2008. Under his leadership, MState accomplished many great athletic feats. The football team reached six post-season bowl games, the men's basketball squad reached the Final Four and the baseball team went to the NCAA College World Series three times. State teams also claimed five Southeastern Conference championships under his

guidance and advanced to NCAA championship play 29 times. The Bulldog softball team made seven of those trips in a nine-year stretch.

With all of the on-field accomplishments under Templeton's watch, State enjoyed even more success in the classroom. During the 2005-06 academic year, MSU's men and women athletes posted the highest combined grade-point average ever recorded in the 18 years of tracking student-athlete grades.

The new facility has helped continue the Mississippi State softball program's classroom success. During the fall, the Bulldogs posted a 3.46 grade-point average that topped MSU's female sports programs for the third-straight semester.

The 2010 Bulldogs tied the school record with 10 NFCA All-America Scholar-Athlete selections. Last year's team also set a school GPA record each semester.

State's 2010 squad had a school-record six freshmen named Academic All-SEC, and the nine selections among upperclassmen put MSU atop the SEC with 129 honorees going back to 1999.

Four-time NFCA All-American Chelsea Bramlett capped her career by joining former Bulldog Kate Jaspers (2004) in receiving ESPN The Magazine Academic All-America of the Year laurels. Going back to the 2000 season, the Bulldogs have had five players named ESPN The Magazine Academic All-America a collective eight times.

The 2008 Dawgs matched the 2010 team for the top NFCA All-America Scholar-Athlete mark en route to claiming the eighth-highest grade-point average in the nation that year.



The BULLDOG DIAMOND CLUB is the official booster club of the Mississippi State University softball team. It has been created to provide fans with an in-depth look at our program, coaches, players and history. With three NCAA Regional appearances in the past four years, the Bulldogs are poised to join the nation's "elite" teams this year. Please come along with us as we take on the Southeastern Conference and the nation this Spring.

We need you to join our team as we continue a new era of Bulldog Softball. The BULLDOG DIAMOND CLUB has been initiated with the approval of the Mississippi State athletic department and is in compliance with all University, SEC and NCAA rules and regulations. All funds generated directly to enhancing and improving the Mississippi State Softball program.



























We encourage your membership in the BULLDOG DIAMOND CLUB and look forward to you becoming a part of our "softball family" and winning tradition at Mississippi State.

Sincerely,



Jay Miller
Head Softball Coach
Mississippi State University

For more information on club benefits, or to join the Mississippi State Softball Diamond Club, contact the MSU Softball Office at (662) 325-0572.

	Diamond Club Membership \$25	Single \$100	Double \$250	Triple \$500	Home Run \$1,000
 Diamond Club Membership					
 Bulldog Bulpen Newsletter					
ALL OF THE ABOVE PLUS:					
 MSU Softball T-Shirt					
 MSU Softball Media Guide					
ALL OF THE ABOVE PLUS:					
 MSU Hat or Visor					
 Autographed Softball Poster					
ALL OF THE ABOVE PLUS:					
 MSU Softball Sweatshirt					
 MSU Softball Polo Shirt					
ALL OF THE ABOVE PLUS:					
 MSU Softball Sweat Shirt					
 Autographed MSU Softball					
 MSU Softball Jacket					

2011 MISSISSIPPI STATE SOFTBALL DIAMOND CLUB MEMBERS

The Mississippi State Softball Team would like to thank the members of the official booster club of Mississippi State Softball. Their help and support allow us to compete at a national level and will enable us to build a solid future for our program.

HOME RUN

Jay Miller and Lacy Lee Baker
Jack and Mona Miller
David and Kim Nesbit
Steve and Debbie Rovtar

TRIPLE

Tom and Elizabeth Lenahan
Steve and Suzanne Offutt
Blake and Cindy Sherrod
Joe and Diane Zdeb

DOUBLE

Ric and Melanie Alexander
Mike and Kim Becker



SINGLE

Saul Surveying and Mapping
Susan Armstrong
John and Debbie Bainbridge
Kyle and Macie Bateman
Brenda Cleary
E.T. Colvin
Aldine Crawford
Tom Dahl
Kendall and Amy Jaspers
Saundra Linsmeier
Jerry and Karel Miller
Tommie Morden
Ancel Offutt
Monty and Kathy Offutt
Barbara Rovtar
Lisa Sherrod
Kim Walters
John and Cindy Wenzel
Judy Wolf
Carl Zdeb

MEMBERSHIP

Marie Barr
Kim Barrette
Eric and Janet Beam
Steven Becker
Katy Brezinski
Kent Chambers
Sheps Cleaners
Bruce Crawford
Greg Heinrich
Rebecca Jones
Kelli Jordan
Robert Kindel
David and Cathy LeConte
Ruben Lopez
Scott Mach
Don Miller
Sarah and Gini Offutt
Don Roberts
RaeAnn Stabler
David and Tricia Swanson
Anita Webster

Vanessa White
Clifford Wolf
Beth Young

Dean and Shirley Purcell

**MSU SOFTBALL WOULD LIKE
TO THANK THE FOLLOWING
PATRONS FOR THEIR SUPPORT**
adidas

Gary Montgomery - Adams USA
Dianne Baker - Schutt Sports
Marty Archer - Louisville Slugger
Carolyn Howe - Louisville Slugger
Larry Brushett - Mizuno USA
Dale & Ann Hewett
G. Steven Tate - KT Lumber Sales
Don Roberts
Jim Nurnberg
Michelle Scrivener
Richard Akins
Lynda Moore
Shaun Taylor

MISSISSIPPI STATE BULLDOGS

2011 SUMMER SOFTBALL CAMPS

ELITE SKILLS CAMP

JUNE 13-16

SOFTBALL SKILLS CAMP

JULY 18-21



CAMP INFORMATION

ELITE SKILLS CAMP

MSU Softball Field • Ages 12 And Older

OVERVIEW: The camp is designed to cover all aspects of the game of softball. The camp will cover mechanics, skills and dozens of drills. In addition, the athletes will learn advanced skills and have the opportunity to scrimmage everyday. The athletes will have an opportunity to work with some of the top coaches in Mississippi and in the country, along with current and former MSU softball players. This camp is designed for the serious softball athlete.

CHECK-IN AND COSTS: Check-in will take place at the dorm and will begin at 10 a.m. on Monday, June 13. The camp will conclude on Thursday, June 16 at noon at the dorm. The cost for attending this overnight camp is \$345 and will be discounted to a commuter rate of \$285 for those campers not lodging in the dorm. The cost for a team (six or more athletes with registration and fees returned at the same time) to attend this camp is \$320 and will be discounted to a team commuter rate of \$285 for those teams not lodging in the dorm. The cost for attending this camp and either the pitching & catching camp OR the hitting camp is \$485 and will be discounted to a commuter rate of \$420 for those campers not lodging in the dorm.

SOFTBALL SKILLS CAMP

MSU Softball Field • Ages 10 And Older

OVERVIEW: This camp is designed to provide intensive instruction for each area of the game. With four days of instruction and drills from a quality coaching staff, along with current and former MSU softball players, the athletes will have the opportunity to work in an individualized manner to improve in different aspects of the game.

CHECK-IN AND COSTS: Check-in will take place at the dorm at 8 a.m. on Monday, July 18. The camp will conclude on Thursday July 21 at 5 p.m. The cost for attending this overnight camp is \$345 and will be discounted to a commuter rate of \$285 for those campers not lodging in the dorm. The cost for a team (six or more athletes with registration and fees returned at the same time) to attend this camp is \$320 and will be discounted to a team commuter rate of \$285 for those teams not lodging in the dorm. The cost for attending this camp and the elite skills camp is \$485 and will be discounted to a commuter rate of \$420 for those campers not lodging in the dorm.

REGISTRATION

HOW TO APPLY: Our camp promises to fill up quickly, so please e-mail or phone Annie Smith at the address and phone number listed below to request an application. Once received, please fill out the application and return to camp administrators immediately. Return the completed application along with a non-refundable \$100 deposit (or full tuition) to the following address:

Bulldog Softball Camp
c/o Athletic Business Office
P.O. Drawer 5327
Mississippi State, MS 39762

OTHER INFORMATION: Camp applicants will receive a confirmation letter after receipt of completed application and deposit (or full tuition). Enrollment is on a first-come, first-serve basis. Forms must be signed and the Physician's statement and parent's statement must be signed. Included in the camp is all camp instruction, room and board (for overnight campers, or meals for commuters), accident insurance (secondary coverage) and a camp T-shirt. Campers must complete the proof of insurance statement included in the parental consent form on the application or on this page.

ONLINE REGISTRATION: Individuals who want to register online and pay by credit card can do so by logging on to the official Internet home of the Mississippi State athletic department, www.MStateAthletics.com. Camp information can be found by clicking on the Departments tag toward the top of the page. In addition to online registration, campers are also required to submit parental consent form which can be found on this page. For registration information, or if you require special services, please contact:

Annie Smith
662.325.0572
Fax: 662.325.9051
asmith@athletics.msstate.edu

CAMP HOUSING: Campers will be housed two per room in an air conditioned residence hall on the Mississippi State University campus. Upon receipt of registration, campers will receive a confirmation letter with specifics about check-in location and items to bring.

WHAT TO BRING: The following items will be needed when attending the Mississippi State Softball Camp:

- Softball Glove
- Pillow
- Catcher's Gear
- Softball Shoes
- Knee Pads
- Socks
- Softball Bat
- Towels
- Alarm Clock
- Jacket
- Sweat Shirt
- Batting Gloves
- Sun Screen
- Sheets (Twin Extra Long)
- Tennis Shoes
- Practice Shorts
- Sunglasses
- Softball Helmet
- Toiletries
- Swim Suit
- Sweat Pants

REFUNDS: A camper who must leave during the camp due to illness or injury will receive a prorated refund based on the number of days of instruction, insurance and room and board that were required. No refunds will be given to campers who voluntarily leave the camp or who are sent home for disciplinary reasons. No full refunds will be given prior to a camp without a doctor's note.

SAFETY AND INSURANCE: Supervision is provided in the residence hall and at all camp sessions. Every effort is made to insure safety throughout camp. Experienced trainers and the athletic training rooms are available at all times. Each camper is covered by 24-hour health and accident insurance.

PARENTAL CONSENT

Please complete all information.

Camper Name: _____ Birthdate: _____

Parent/Guardian Name: _____

Relationship To Camper: _____

Street Address: _____

City/State/Zip: _____

☐ YES ☐ NO Allergic Reactions (drugs, food, asthma, etc.)?

If yes, please list: _____

☐ YES ☐ NO Requires Medication?

If yes, please list: _____

IN CASE OF EMERGENCY

Father's Name: _____

Phone: (W) _____ (H) _____

Mother's Name: _____

Phone: (W) _____ (H) _____

Emergency Contact: _____

Phone: (W) _____ (H) _____

All campers must have their own medical coverage. The Mississippi State Softball camp provides only excess coverage after camper's insurance policy has been utilized. Campers will not be allowed to participate unless the following information is submitted and the form is signed by the parent or guardian of the aforementioned camper.

Camper's Insurance Company: _____

Policy Holder: _____ Policy No.: _____

In accordance with the rules of the Mississippi State University Softball Camp, I hereby give my consent for the camper listed below to participate in the activities of this camp, to include specific sport activities and recreational activities conducted at the camp. The undersigned camper and parent/guardian understand that the camper will engage in physical activity during the program which contains an inherent risk of physical injury, and the undersigned assumes the risk, indemnities, and releases Mississippi State Softball Camp, its officers, Directors, Agents and Employees from any and all liability for personal injury arising out of the camper's participation in the camp program. If, at any time, it is necessary for the camper to receive outside or professional medical attention, I hereby give my consent to the camp to secure the services and arrange transportation if deemed necessary.

I am aware that the camp's medical insurance provides benefits up to \$5,000 accidental death and dismemberment and \$10,000 medical expenses with a \$100 deductible for which the camper is responsible. There is also a \$1,000 limit on dental insurance. I am also aware that I will be responsible for all medical expenses resulting from sickness or any other camp-related injury or illness.

Parent Or Guardian: _____

Parents Or Guardian Signature: _____


Camper: _____

Camper Signature: _____



MEET THE BULLDOGS

STATE 2011 ROSTER



Sitting (l-r): Lindsey Dunlap, Briana Bell, Jessie Spain, Rachael Zdeb, Kylie Vry, Chrissie Rovtar, Stephanie Becker, Jessica Cooley, Ka'ili Smith, Misty Flesher, Caitlin Wenzel, Erin Nesbit; **Standing (l-r):** Assoc. Head Coach Annie Smith, Jay Bailey, Alison Barnes, Chelsea Raines, Allie Heon, Ali Bainbridge, Shelby Fisher, Courtney Nesbit, Shana Sherrod, Sam Lenahan, Heidi Shape, Jessica Offutt, Brittany Bell, Brittany Gates, Addy Brown, Grad. Asst. Trainer Julie Wood, Head Coach Jay Miller. **Not Pictured:** Asst. Coach Alan Colglazier and Certified Athletic Trainer Ashly Howley.

2011 NUMERICAL ROSTER

No.	Name	Pos.	B-T	Ht.	Yr.	Exp.	Hometown/High School/Last College
1	Ali Bainbridge	INF	R-R	5-4	Sr.	3L	Vestavia Hills, Ala./Vestavia Hills
2	Jessica Cooley	INF/OF	R-R	5-7	So.	1L	Birmingham, Ala./Oak Mountain
3	Kylie Vry	P	L-L	5-10	So.	1L	Des Moines, Iowa/Des Moines East
4	Brittany Gates	OF	L-R	5-3	Jr.	2L	Houston, Miss./Houston
5	Erin Nesbit	INF	R-R	5-8	So.	1L	Acworth, Ga./Harrison
7	Ka'ili Smith	OF/C	L-L	5-7	Jr.	2L	Kapolei, Hawaii/Kapolei
11	Stephanie Becker	P	L-L	6-0	So.	1L	Aurora, Ill./West Aurora
13	Brittany Bell	OF	R-R	5-2	Sr.	3L	Brandon, Fla./Riverview
14	Shelby Fisher	OF/INF	L-L	5-7	So.	1L	Scottsdale, Ariz./Horizon
15	Chelsea Raines	INF/C	R-R	5-3	Sr.	1L	Ackerman, Miss./Ackerman (Holmes CC)
16	Sam Lenahan	C	R-R	5-6	Fr.	HS	Lawrenceville, Ga./Collins Hill
17	Misty Flesher	P	R-R	5-9	R-Jr.	2L	Lone Grove, Okla./Lone Grove
19	Rachael Zdeb	OF/INF	R-R	5-9	Fr.	HS	Shawnee, Kan./Shawnee Mission NW
21	Briana Bell	OF	R-R	5-6	Fr.	HS	Brandon, Fla./Riverview
22	Heidi Shape	INF	R-R	5-5	Fr.	HS	Duluth, Ga./Norcross
24	Caitlin Wenzel	UTL	R-R	5-8	Fr.	HS	Marinette, Wisc./Peshtigo
25	Courtney Nesbit	INF	R-R	5-6	Sr.	3L	Acworth, Ga./Harrison
26	Jessica Offutt	OF	L-R	5-5	Fr.	HS	Madison, Ala./Bob Jones
27	Shana Sherrod	P	R-R	5-5	Fr.	HS	Vestavia Hills, Ala./Vestavia Hills
32	Lindsey Dunlap	P	L-L	5-8	Jr.	2L	Hueytown, Ala./Hueytown
44	Chrissie Rovtar	INF	R-R	5-10	So.	1L	West Chicago, Ill./Community Dist. 94

Head Coach: Jay Miller (Illinois State, 1978)

Assistant Coach: Alan Colglazier (Southern Colorado, 1974)

Strength Coach: Richard Akins

Associate Head Coach: Annie Smith (Grinnell College, 1995)

Managers: Nikki Arellana, Jay Bailey, Alison Barnes, Addy Brown

Certified Athletic Trainer: Ashly Howley

2011 ALPHABETICAL ROSTER

No.	Name	Pos.	B-T	Ht.	Yr.	Exp.	Hometown/High School/Last College
1	Ali Bainbridge	INF	R-R	5-4	Sr.	3L	Vestavia Hills, Ala./Vestavia Hills
11	Stephanie Becker	P	L-L	6-0	So.	1L	Aurora, Ill./West Aurora
21	Briana Bell	OF	R-R	5-6	Fr.	HS	Brandon, Fla./Riverview
13	Brittany Bell	OF	R-R	5-2	Sr.	3L	Brandon, Fla./Riverview
2	Jessica Cooley	INF/OF	R-R	5-7	So.	1L	Birmingham, Ala./Oak Mountain
32	Lindsey Dunlap	P	L-L	5-8	Jr.	2L	Hueytown, Ala./Hueytown
14	Shelby Fisher	OF/INF	L-L	5-7	So.	1L	Scottsdale, Ariz./Horizon
17	Misty Flesher	P	R-R	5-9	R-Jr.	2L	Lone Grove, Okla./Lone Grove
4	Brittany Gates	OF	L-R	5-3	Jr.	2L	Houston, Miss./Houston
16	Sam Lenahan	C	R-R	5-6	Fr.	HS	Lawrenceville, Ga./Collins Hill
25	Courtney Nesbit	INF	R-R	5-6	Sr.	3L	Acworth, Ga./Harrison
5	Erin Nesbit	INF	R-R	5-8	So.	1L	Acworth, Ga./Harrison
26	Jessica Offutt	OF	L-R	5-5	Fr.	HS	Madison, Ala./Bob Jones
15	Chelsea Raines	INF/C	R-R	5-3	Sr.	1L	Ackerman, Miss./Ackerman (Holmes CC)
44	Chrissie Rovtar	INF	R-R	5-10	So.	1L	West Chicago, Ill./Community Dist. 94
22	Heidi Shape	INF	R-R	5-5	Fr.	HS	Duluth, Ga./Norcross
27	Shana Sherrod	P	R-R	5-5	Fr.	HS	Vestavia Hills, Ala./Vestavia Hills
7	Ka'ili Smith	OF/C	L-L	5-7	Jr.	2L	Kapolei, Hawaii/Kapolei
3	Kylie Vry	P	L-L	5-10	So.	1L	Des Moines, Iowa/Des Moines East
24	Caitlin Wenzel	UTL	R-R	5-8	Fr.	HS	Marinette, Wisc./Peshtigo
19	Rachael Zdeb	OF/INF	R-R	5-9	Fr.	HS	Shawnee, Kan./Shawnee Mission NW

KA'ILI Smith Kuh-EE-lee
 Kylie **VR**Y Rhymes with "Dry"
 Caitlin **WENZEL** WEN-zel
 Rachael **ZDEB** Zeb

Ka'ili Smith Kapolei

Caitlin Wenzel..... Marinette

5-2..... Brittany Bell

Briana Bell
Sam Lenahan
Jessica Offutt
Heidi Shape
Shana Sherrod
Caitlin Wenzel
Rachel Zdeb

* — Redshirted the 2009 Season



ALI BAINBRIDGE 1

INF | R-R | 5-4 | Sr. | 3L
Vestavia Hills, AL
(Vestavia Hills)

2010 HIGHLIGHTS

- Enters her final season ninth in RBI per game (0.49) and tied for sixth in doubles per outing (0.16). Also ranks 10th in assists (242) and ninth in double plays turned (30).
- Selected an NFCA All-America Scholar-Athlete for the third time. Also received her third SEC Academic Honor Roll award.
- Started all 55 games at second base, hitting .244 (40-for-164) with a team-high 12 doubles.
- Hit a pair of triples and home runs while tying for second on the squad with 26 RBI.
- Drove in the game-winning run twice while scoring it three times.
- Stole nine bases, third-most by the Dawgs, and drew 14 walks.
- Earned Bulldog Round-Robin All-Tournament after going 5-for-12 and driving in two runs while scoring three times. Collected two hits against both UAB and Stephen F. Austin on Sunday, tallying an RBI against both.
- Hit her first home run of the season in a three-RBI effort against Massachusetts at the NFCA Leadoff Classic.

- Went 2-for-3 with three RBI to lead MSU into the Bulldog Classic title game.
- Drove home the tying run in State's come-from-behind win against No. 19 Tennessee
- Posted two hits, drove in a run and scored twice as State defeated East Tennessee State at the Bayer Cropscience Classic in Fresno, Calif.
- Claimed a season-high three hits and scored twice in a game-two setback at Arkansas.
- Hit her second home run of the season in a 2-for-4 effort at LSU.
- Went 2-for-4 at the plate, drove in a run and scored another in the series finale against Georgia.
- Drove in the game-winning run in Sunday's series-clinching win over South Carolina (4/18).

2009 HIGHLIGHTS

- Selected NFCA All-South Region at second base after hitting .285 and tying for the team lead with four home runs.
- Hit seven doubles and two triples, and drove in a team second-most 30 RBI while scoring 21 times.
- Named ESPN The Magazine Academic All-District Second Team, NFCA All-America Scholar-Athlete and Academic All-SEC.
- Tied for the team lead with four game-winning RBI and scored the winner once.
- Contributed 11 multiple-hit games and seven multiple-RBI outings.
- Paced the team in sacrifice hits (11) for the second-straight year.
- Compiled a .990 fielding percentage, committing two errors against 127 putouts.
- Drove in a pair of runs against No. 23 Purdue at the Sunshine Classic in Tallahassee, Fla.
- Named Bulldog Classic all-tournament after hitting .417 with a triple, home run and six RBI.

- Earned SEC Player of the Week after going 6-for-12 with a double, a home run and six RBI in wins over UAB and No. 9 Tennessee.
- Hit the game-winning home run to help the Bulldogs to a series upset of the Lady Vols.

2008 HIGHLIGHTS

- Named SEC All-Freshman after hitting .337 with nine doubles, a triple, a home run, 30 RBI, 36 runs scored and 12 stolen bases.
- Tabbed the team's Rookie of the Year and earned all-tournament honors at the NCAA Tempe Regional, Mercer Wingate Inn Classic and Bully Bash.
- Named NFCA All-America Scholar-Athlete and freshman Academic All-SEC.
- Tallied 114 putouts, 83 assists and six errors for a .970 fielding percentage.



BAINBRIDGE'S CAREER STATISTICS

Year	AVG	GP-GS	AB	R	H	2B	3B	HR	RBI	TB	SLG%	BB	HBP	SO	OB%	SF	SH	SB-ATT	GW	RBI	GW	Runs
2008-Fr.	.337	63-63	187	36	63	9	1	1	30	77	.412	11	3	23	.383	0	12	12-17	5		6	
2009-So.	.285	56-56	165	21	47	7	2	4	30	70	.424	7	8	25	.343	1	11	8-8	4		1	
2010-Jr.	.244	55-55	164	22	40	12	2	2	26	62	.378	14	5	35	.319	2	5	9-13	2		3	
TOTALS	.291	174-174	516	79	150	28	5	7	86	209	.405	32	16	83	.349	3	28	29-38	11		10	



- Hit her first career home run against Mercer at the Wingate Inn Classic.
- Doubled to spark a three-run, seventh-inning rally against UMass at the NFCA Leadoff Classic.
- Went 2-for-4 with three RBI and two runs scored in her SEC debut at Auburn.
- Scored twice, including the game-winner, in a series-opening win over Georgia.
- Went 4-for-8 in two games with No. 10 Tennessee, delivering a two-run, walk-off single in the opening game.
- Led the team with a .636 average (7-for-11) in the NCAA Tournament.

HIGH SCHOOL | CLUB HIGHLIGHTS

- Prepped at John Carroll Catholic High School and Vestavia Hills High School.
- Named NFCA First Team All-South Region and Most Valuable Offensive Player after leading VHHS to fifth place in 6A and a No. 24 final national ranking.
- Finished runner-up for Alabama's Gatorade Player of the Year as a senior.
- Three-time All-Area, All-Metro and All-State.

- Led Bama Gold to second in the Canada Cup Futures and ASA Gold national qualifier.

- Helped the Alabama Vipers to first-place finishes at the ASA and NSA 18U Alabama tournaments, and the Elite Force to the USFA 18U Alabama State Tournament Championship.

PERSONAL HIGHLIGHTS

- Born Alexandria Jillian Bainbridge on January 12, 1989, in Birmingham, Ala.
- Daughter of John and Debbie Bainbridge.
- Has a brother, Blake, and a sister, Kim.
- Majoring in elementary education.

BAINBRIDGE'S CAREER BESTS

At Bats	5, 2x, last at Arkansas (3/28/10)
Hits	3, 5x, last at Arkansas (3/27/10)
Runs	3, v. Austin Peay (2/23/08)
RBI	4, 2x, last at Tennessee (3/29/09)
Doubles	2, 4x, last v. East Tenn. State (3/13/10)
Triples	1, 5x, last at Arkansas (3/27/10)
Home Runs	1, 7x, last at LSU (4/10/10)
Walks	2, 3x, last v. Georgetown (3/13/10)
Stolen Bases	2, 2x, last v. Kentucky (4/3/08)



BRITTANY BELL 13

OF | R-R | 5-2 | Sr. | 3L
Brandon, FL
(Riverview)

2010 HIGHLIGHTS

- Started 52 games while playing in all but one during the season.
- Hit .295 (43-for-146) and set career highs for doubles (6) and home runs (4).
- Also tallied a personal-best 27 RBI, the second-most on the team.
- Paced MSU with 24 walks and was hit by a pitch seven times, putting her four back of the career record with 29.
- Stole 13-of-15 bases, moving into ninth in school annals with 46 career swipes.
- Drove in the game-winning run four times while scoring the clincher three times.
- Named MVP of the season-opening Bulldog Round-Robin after hitting .500 with a home run and five RBI. Went 2-for-3 with a career-high three RBI against Stephen F. Austin in the season opener. Homered and doubled in going 3-for-4 in the weekend's second meeting with SFA. Closed the weekend with two hits and an RBI in the tournament-clinching win against UAB.

- Went 2-for-3 and scored the winning run in the eighth inning as MSU defeated Oregon State in the Aggie Classic finale.

- Delivered the game-winning base hit in the sixth inning as State rallied to defeat Troy and win the Bulldog Classic championship.

- Hit the walk-off single in the bottom of the seventh as the Bulldogs upset No. 19 Tennessee on March 9.

- Delivered the game-tying home run to cap a 3-for-4, two-RBI effort against Colorado State at the Bayer CropScience Classic in Fresno, Calif.

- Doubled and homered in a 3-for-4 afternoon against Cal State Northridge at the CropScience Classic.

- Drove in two runs and tallied a pair of hits as State defeated rival Ole Miss in the final game of a three-game series.

- Matched her personal best with three RBI in the series finale at Arkansas.

- Contributed a team-high two RBI and was hit by a pitch for the 28th time in her career at LSU (4/10).

- Hit her fourth home run of the season to give State an early lead en route to a rubber game victory at South Carolina (4/18).

- Matched the school record with three walks in MSU's series-opening win at Auburn (4/21). Added a double in the final game as the Bulldogs went on to sweep the mid-week twin bill.

2009 HIGHLIGHTS

- Played and started 55 of the team's 56 games last season, hitting .254 with two doubles, two home runs, 16 RBI and 25 runs scored.

- Finished second on the squad with 25 runs scored and 16 stolen bases.

- Hit by a pitch 13 times, a mark which stands second in single-season school history.

- Moved into third on the career hit by a pitch chart (22).

- Tied for second on the team with three game-winning RBI and scored the clincher four times.

- Compiled a .986 fielding percentage as she tallied 68 putouts and five assists while committing just one error.

- Went 2-for-4 at the plate and scored twice in a win over Louisiana-Monroe at the Bulldog Round-Robin.

- Hit her first home run of the season, a three-run shot, in State's win over Hawaii.

- Drove in two runs in State's series-opening win over No. 9 Tennessee and went 3-for-4 in the finale and scored twice in the rubber game.

- Matched a career high for hits with a 3-for-3 effort in the series opener with South Carolina.

- Went 2-for-3 with two RBI against Ole Miss and scored a career-best three runs.

- Hit her second three-run homer of the season as the Bulldogs swept Mississippi Valley State.

2008 HIGHLIGHTS

- Saw action in 55 games, starting 32 times in right field, including the last 17 games.

- Went 23-for-87 at the plate on the year (.264 average) with five doubles, two home runs, 10 RBI and 26 runs scored.

- Was perfect on the bases, stealing a team third-best 17 bases.



BELL'S CAREER STATISTICS

Year	AVG	GP-GS	AB	R	H	2B	3B	HR	RBI	TB	SLG%	BB	HBP	SO	OB%	SF	SH	SB-ATT	GW RBI	GW Runs
2008-Fr.	.264	55-32	87	26	23	5	0	2	10	34	.391	6	9	24	.373	0	2	17-17	2	5
2009-So.	.254	55-55	142	25	36	2	0	2	16	44	.310	17	13	32	.377	3	9	16-20	3	4
2010-Jr.	.295	54-52	146	28	43	6	0	4	27	61	.418	24	7	45	.416	1	2	13-15	4	3
TOTALS	.272	164-139	375	79	102	13	0	8	53	139	.371	47	29	101	.391	4	13	46-52	9	12



- Registered multiple hits four times and multiple RBI once.
- Drew six walks and was hit by a pitch a school third-most nine times.
- Compiled a .906 fielding percentage, claiming 28 putouts in 32 chances while committing three errors.
- Hit .351 (13-for-37) with three doubles, two home runs and six RBI over the final 13 games.
- Named SEC Freshman of the Week after hitting .625 with three RBI, five runs, a double and her first career home run against Georgia.

HIGH SCHOOL | CLUB HIGHLIGHTS

- Started all four of her varsity seasons for Riverview High School and head coach Angela Slater.
- Hit .526 for her career and set career records for triples (18) and stolen bases (32-of-39).
- Set the school record for triples in a season with nine in 2007.
- Named Western Conference Most Valuable Player and Federal Team First Team as a senior after hitting .579 with 10 stolen bases, nine doubles, 25 runs and 25 RBI.
- Earned RHS MVP and first team All-Western Conference accolades in both 2007 and 2006.
- Posted a .612 average as a junior, setting school records with 40 runs scored and 12 stolen bases in 15 attempts.
- Selected to Tampa Tribune All-County.
- Set the school record for assists in her first varsity season with 58.

PERSONAL HIGHLIGHTS

- Born Brittany Kiara Bell on July 8, 1989, in Tampa, Fla.
- Daughter of Joe and Anne Bell.
- Has two sisters (Briana and Bianka) and a brother (Joe). Sister, Briana, is a freshman on the team.
- Majoring in physical education.

BELL'S CAREER BESTS

At Bats	5, 2x, last at Miss. Valley St. (3/24/10)
Hits	3, 7x, last v. Cal St. Northridge (3/14/10)
Runs	3, 2x, last v. Stephen F. Austin (2/14/10)
RBI	3, 4x, last at Arkansas (3/28/10)
Doubles	1, 13x, last at Auburn (4/21/10)
Triples	None
Home Runs	1, 8x, last at So. Carolina (4/17/10)
Walks	3, at Auburn (4/21/10)
Stolen Bases	2, 4x, last at Ole Miss (3/21/10)



COURTNEY NESBIT 25

1B | R-R | 5-6 | Sr. | 3L
Acworth, GA
(Harrison)

2010 HIGHLIGHTS

- Earned her second NFCA All-America Scholar-Athlete award and third SEC Academic Honor Roll selection.
- Played in every game during her junior campaign, drawing 49 starts.
- Started 44 games at first base, with the other five coming in the designated player spot.
- Posted career highs in at-bats (149), hits (37), home runs (3), RBI (18) and runs scored (20).
- Fielded at a .986 clip to move into second on the career fielding percentage list (.989).
- Went 2-for-4 at the plate and homered in the Aggie Classic opener against Louisiana-Monroe.
- Was a perfect 4-for-4 with three RBI and two runs scored as the Dawgs defeated Oregon State in College Station, Texas.
- Hit the game-tying home run in a 2-for-3 performance as the Bulldogs rallied to de-

feat Maryland (Feb. 27) at the NFCA Lead-off Classic.

- Doubled and drove in two runs against East Tennessee State at the Bayer Crop-science Classic in Fresno, Calif.
- Matched her season-high for hits (4) while tallying two RBI in a win at Southern Mississippi (March 17).
- Sparked the Bulldogs to a series-ending win at Ole Miss, going 2-for-4 with one of the Dawgs' school-record five grand slams. Matched her career high for RBI in the game with four.
- Scored a run and added a hit in MSU's win against Southern University (March 31).
- Notched a hit in each game of a twin bill against her home state Georgia (April 13).
- Recorded a hit in State's series-clinching win at South Carolina. Followed it with a hit in a doubleheader-opening win at Auburn.

2009 HIGHLIGHTS

- Named to the SEC Academic Honor Roll.
- Played in 46 games, starting 34 times (15 at designated player, 19 at first).
- Hit .245 and set personal bests with nine doubles, two home runs, 14 RBI and 15 runs scored.
- Had six multiple-hit games this season and a pair of multiple-RBI outings.
- Finished the year perfect in the field, tallying 112 putouts and 12 assists in 124 chances.
- Notched her first career home run in the Bulldogs' win at Mississippi Valley State.
- Homered and collected a career-best four RBI and three runs scored against Santa Clara at the Malihini Kipa Aloha Tournament in Hawaii.
- Collected a personal-best two doubles in a two-hit effort against Hawaii.
- Went 3-for-5 in the South Carolina series.

• Added a double and a pair of hits in State's 2-1, 10-inning win against Auburn.

2008 HIGHLIGHTS

- Selected NFCA All-America Scholar-Athlete and Freshman Academic All-SEC.
- Started 24 games and played in 12 others, hitting .300 (24-for-80) with three doubles, 12 RBI and six runs.
- Tallied eight multiple-hit games and drove in multiple runs three times
- Earned SEC Freshman of the Week after a 4-for-7, two-RBI effort in a sweep of Ole Miss.
- Drove in the tying run in the series finale with the Rebels and capped a three-run sixth inning with an RBI single.
- Registered a season-best three RBI while tallying her first career double in a win against USM.



NESBIT'S CAREER STATISTICS

Year	AVG	GP-GS	AB	R	H	2B	3B	HR	RBI	TB	SLG%	BB	HBP	SO	OB%	SF	SH	SB-ATT	GW RBI	GW Runs
2008-Fr.	.300	36-24	80	6	24	3	0	0	12	27	.338	6	2	19	.364	0	1	0-1	0	0
2009-So.	.245	46-34	106	15	26	9	0	2	14	41	.387	9	0	30	.304	0	0	2-2	2	1
2010-Jr.	.248	55-49	149	20	37	2	0	3	18	48	.322	11	2	27	.307	1	2	2-3	2	1
TOTALS	.260	137-107	335	41	87	14	0	5	44	116	.346	26	4	76	.320	1	3	4-6	4	2



- Went 5-for-6, including a career-best three hits in game two, in a doubleheader with LSU.

- Collected three hits and drove in two runs in the series opener with her home-state Georgia.

HIGH SCHOOL | CLUB HIGHLIGHTS

- Prepped at Harrison High School and played club softball for West Cobb Elite, Georgia XTreme Gold and Georgia Fire Gold.

- Named Most Valuable Offensive Player her junior and senior seasons for Janet Ogelsby at HHS.

- Selected first team All-Cobb County by the Marietta Daily Journal and the Atlanta Journal Constitution, and second team all-state as a senior after hitting .424 with eight doubles, a home run and a .465 on-base percentage.

- Played in the 2007 GACA Senior All-Star Game and posted the team's top grade-point average.

- Tabbed all-county second team as a junior after hitting .324 with 14 RBI.

- Helped lead the Hoyas to two-straight Region 5A championships in 2004 and 2005.

- Batted .411 with seven home runs, 22 doubles and three triples in leading John Yovanovich's Georgia Fire to ninth at the 2006 ASA Gold Nationals.

- Hit .390 with four home runs and 14 doubles as the Georgia Xtreme Gold advanced to ASA Gold Nationals.

- Hit .401 with three home runs and 48 RBI, and was named to the ISA World 16U A All-Tournament Team after her West Cobb Elite squad, coached by David Nesbit, finished as the tournament's runner-up.

PERSONAL HIGHLIGHTS

- Born Courtney Brooke Nesbit on June 12, 1989, in Atlanta, Ga.

- The daughter of David and Kim Nesbit.

- Has four younger sisters, Erin, Megan, Morgan and Mallori. Erin is a sophomore shortstop for the Bulldogs, and Megan signed with the Dawgs in the fall.

- Majoring in special education.

NESBIT'S CAREER BESTS

At Bats	5, 2x, last at Southern Miss. (3/17/10)
Hits	4, 2x, last at Southern Miss. (3/17/10)
Runs	3, v. Santa Clara (3/5/09)
RBI	4, 2x, last at Ole Miss (3/21/10)
Doubles	2, at Hawaii (3/6/09)
Triples	None
Home Runs	1, 5x, last at Ole Miss (3/21/10)
Walks	2, v. Miss. Valley State (3/29/08)
Stolen Bases	2, v. Jackson State (4/9/09)



CHELSEA RAINES 15

INF/C | R-R | 5-3 | Sr. | 1L
Ackerman, MS
(Ackerman/Hinds CC)

2010 HIGHLIGHTS

- Played in five games during her inaugural season with the Bulldogs, starting one contest at designated player.
- Tallied three hits in seven at-bats (.429), driving in three runs and scoring another.
- Collected her first career hit, RBI and run in State's win over Mississippi Valley State on March 6.
- Garnered her first career start against Southern University on March 31, tallying two hits and driving in a pair of runs, including the game's final two scored.

JUNIOR COLLEGE HIGHLIGHTS

- Played two seasons for Ricky Casey at Holmes (Miss.) Community College.
- Named all-state, all-region and Holmes Most Valuable Player in 2009 after hitting .427 with 32 RBI, 42 runs scored and 20 stolen bases.

- Set the HCC single-season record and finished third in the state with nine home runs in 2009.

- Finished her junior college career with 14 round-trippers and 50 RBI.

- Posted a .298 batting average her freshman season, hitting five home runs and driving in 18 runs.

- Also scored 18 times and was a perfect seven-for-seven in stolen bases.

- Selected to the state's second division following her rookie campaign.

HIGH SCHOOL | CLUB HIGHLIGHTS

- Played her varsity career under the guidance of Mike Brown at Ackerman (Miss.) High School.
- Hit better than .400 three times during her high school playing career.
- Claimed all-district accolades all four years of her prep tenure.



RAINES' CAREER STATISTICS

Year	AVG	GP-GS	AB	R	H	2B	3B	HR	RBI	TB	SLG%	BB	HBP	SO	OB%	SF	SH	SB-ATT	GW RBI	GW Runs
2010-Jr.	.429	5-1	7	1	3	0	0	0	3	3	.429	0	0	1	.429	0	0	1-1	0	0
TOTALS	.429	5-1	7	1	3	0	0	0	3	3	.429	0	0	1	.429	0	0	1-1	0	0

- Selected the AHS Most Valuable Player her sophomore, junior and senior seasons.

- Hit four home runs and accounted for 37 runs her final two prep campaigns.

- Hit back-to-back home runs in her final game to cap a .407 senior season.

- Compiled four home runs, 18 RBI and 19 runs scored in her career-clinching season.

- Also played volleyball and was named the school's Homecoming Queen.

- Played club softball for Motion, claiming runner-up honors at the ASA State Tournament and ASA Southern Nationals.

PERSONAL HIGHLIGHTS

- Born Chelsea Marie Raines on Feb. 17, 1989, in Starkville, Miss.

- The daughter of Dickie and Marie Raines.

- Has one sister, Amanda.

- Majoring in physical education with an emphasis in teaching and coaching.



RAINES' CAREER BESTS

At Bats	3, v. Southern (3/31/10)
Hits	2 v. Southern (3/31/10)
Runs	1 v. Miss. Valley St. (3/6/10)
RBI	2 v. Southern (3/31/10)
Doubles	None
Triples	None
Home Runs	None
Walks	None
Stolen Bases	1 v. Southern (3/31/10)





LINDSEY DUNLAP 32

P | L-L | 5-8 | Jr. | 2L
Hueytown, AL
(Hueytown)

2010 HIGHLIGHTS

- Made 20 appearances, drawing 13 starts.
- Tossed 74.2 innings, compiling a 5-8 mark and tying for the team lead with two saves.
- Paced the Bulldogs with 69 strikeouts and collected MSU's fourth-highest, single-season strikeout ratio (6.47).
- Finished 2010 eighth in career complete games (24), ninth in innings pitched (292.1), tied for 10th in wins (22), fifth in saves (6) and seventh in strikeouts (230).
- Named Bulldog Round-Robin all-tournament.
- Threw five innings to win at Mississippi Valley State.
- Struck out three in an inning to earn the save against Southern University (March 31).

DUNLAP'S CAREER BESTS

Innings Pitched	10.0, 2x, last v. Auburn (4/22/09)
Strikeouts	11, v. Jackson State (4/9/09)
Hits	10, at Tennessee (3/29/09)
Runs	9, at Arkansas (3/28/10)
Earned Runs	9, at Arkansas (3/28/10)
Walks	8, at Arkansas (3/28/10)

- Tossed a four-hit shutout and K'd a season-high nine to defeat Kentucky in the series finale.
- Earned her second save of the season in a win at South Carolina.
- Allowed a run and four hits while striking out five to earn the win as MSU completed a doubleheader sweep at Auburn (April 21).

2009 HIGHLIGHTS

- Set the MSU freshman strikeouts record (161) and the second-best rookie strikeout ratio (5.18).
- Tied for third in single-season history with 20 complete games.
- Tossed 217.2 innings, the second-most by a freshman and fifth-most overall.
- Collected a 17-16 record and tied for the SEC lead with four saves while compiling a 3.41 ERA.
- Won a rookie-record five-straight games to open the year, and eight of her final 13 starts.
- Earned Bulldog Round-Robin and Bulldog Classic all-tournament honors.
- Beat Florida State as MSU won the Sunshine Classic title.
- Earned her first of two SEC Freshman of the Week awards after picking up a win over UAB and two victories over No. 9 Tennessee.

HIGH SCHOOL | CLUB HIGHLIGHTS

- Named EA Sports All-America First Team following a stellar career for Lissa Walker at Hueytown (Ala.) High School.
- Won 138 games and struck out 1,646 during her prep career.
- Named Alabama's Gatorade Player of the Year and Alabama's Miss Softball by the Alabama Sports Writers Association after guiding HHS to a third state championship in four seasons.

News after earning all-state and all-metro honors from the publication each year of her varsity career.

- Also earned ASWA 2008 Super All-State.
- Tallied a 0.20 ERA and won 44 games as a junior.
- Fanned 210 as a sophomore in leading the Gold-en Gophers to the 2006 Class 5A state title.
- Named super all-metro, all-state, Birmingham News West Player of the Year, Super 12 All-State and state tournament MVP as a freshman after leading HHS to a 5A state title.
- Played club softball for the Birmingham Vipers and the Florida Gold Coast Hurricanes.
- Led the Vipers to four ASA state championships and two ASA national tournament showings.
- Helped the Gold Coast Hurricanes to third place at the 2007 ASA Gold Nationals.



PERSONAL HIGHLIGHTS

- Born Lindsey Nicole Dunlap on Aug. 15, 1990, in Birmingham, Ala.
- Daughter of Gary and Kecia Dunlap.
- Has one sister, Shae.
- Majoring in teaching and coaching.

DUNLAP'S CAREER STATISTICS

Year	ERA	W-L	APP	GS	CG	SHO	SV	IP	H	R	ER	BB	SO	2B	3B	HR	AB	B/AVG	WP	HBP
2009-Fr.	3.41	17-16	43	28	20	3/3	4	217.2	206	112	106	79	161	24	8	27	947	.252	10	23
2010-So.	4.88	5-8	20	13	4	1/2	2	74.2	61	58	52	66	69	12	1	17	369	.227	5	19
TOTALS	3.78	22-24	63	41	24	4/5	6	292.1	267	170	158	145	230	36	9	44	1316	.246	15	42



MISTY FLESHER 17

P | R-R | 5-9 | R-Jr. | 2L
Lone Grove, OK
(Lone Grove)

2010 HIGHLIGHTS

- Named NFCA All-America Scholar-Athlete and earned a third SEC Academic Honor Roll selection.
- Paced the team with 12 victories and 124.2 innings pitched in 34 appearances.
- Struck out 64, the second-most on the squad.
- Earned a pair of wins over UAB at the season-opening Bulldog Round-Robin, claiming all-tournament honors.
- Went a career-high eight innings and K'd a season-high six in an Aggie Classic-closing victory against Oregon State.
- Named all-tournament at the Bulldog Classic.
- Earned the win against 19th-ranked Tennessee.
- Collected her seventh win of the season against Southern Mississippi on March 17.

FLESHER'S CAREER BESTS

Innings Pitched	8.0 v. Oregon State (2/21/10)
Strikeouts	9, 2x, last v. Miss. Valley St. (3/29/08)
Hits	9, 3x, last v. Kentucky (4/2/10)
Runs	8, 2x, last v. Florida (5/1/10)
Earned Runs	8 v. Cal St. Northridge (3/14/10)
Walks	7, at LSU (4/10/10)

- Earned both victories at South Carolina (4/17-18). Allowed a run and four hits in the opener before closing the series with a complete-game effort.
- Went the distance in MSU's series-opening win at Auburn (4/21), allowing two runs and seven hits to earn her third-straight victory.

2009 HIGHLIGHTS

- Tossed 7.1 innings over four appearances, striking out three and compiling a 2.86 earned-run average before being sidelined by injury.

2008 HIGHLIGHTS

- Started 28 games and appeared in 10 more during her rookie season, registering the second-most wins by an MSU freshman (20).
- Topped the team with a 2.11 ERA and 119 strikeouts.
- Held opponents to a .228 average, allowing 60 runs, 54 earned, over a team-high 179.1 innings.
- Twice named the SEC's Freshman of the Week, earning the honor after the Bulldog Round-Robin and following a pair of complete-game wins against South Carolina.
- Struck out nine, the most by an MSU freshman in her first start, to defeat Cal State Northridge at the Cathedral City Kickoff.
- Earned the save in State's victory over California.

- Named Bulldog Round-Robin all-tournament after picking up wins over Wright State and Fordham.

- Allowed three runs and struck out seven to claim two wins in a series sweep of Ole Miss.

- Named Bully Bash MVP after coming three outs away from a perfect game against Mississippi Valley State.

- Limited Georgia to one hit with two strikeouts and two walks in a series-opening win and retired 14 of the last 17 batters she faced as MSU rallied to win the rubber game.

- Held No. 10 Tennessee to a run on five hits to cap a run of six-straight wins.

- Started all three games of the Bulldogs' NCAA Tournament run.

HIGH SCHOOL | CLUB HIGHLIGHTS

- A four-time Oklahoma all-Star at Lone Grove High School.
- Named an NFCA All-American in 2007 after leading her team to a 35-9 mark with 554 strikeouts, a 0.12 ERA and a team-best .342 batting average.

- Four-time Southern Oklahoma Pitcher of the Year, Daily Ardmore Pitcher of the Year and Lisa Fernandez Pitching Award winner.

- Awarded the Fergie Jenkins Award for the top athlete in the state, and the state Gatorade Player of the Year as a senior.

- Set the national record for single-season shut-outs (35) as a sophomore, and finished her high school career with a national-record 108.

- Set Oklahoma's strike-out record (1,658) while helping Lone Grove to a state championship, four state tournament appearances and four district and region championships.

- Set a discus school record in track and advanced to the 2007 state meet.

- Played club ball for the Tulsa Eagles, pacing the squad to third place at the 2007 18U Gold Independence Day Tournament in Boulder, Colo.

- Helped the Eagles to the 2004 American Fast-pitch Association national championship.



PERSONAL HIGHLIGHTS

- Born Misty Michelle Flesher on May 21, 1988, in Ardmore, Okla.
- Daughter of Mike and Sharon Flesher.
- Has one brother, Josh.
- Majoring in elementary education.

FLESHER'S CAREER STATISTICS

Year	ERA	W-L	APP	GS	CG	SHO	SV	IP	H	R	ER	BB	SO	2B	3B	HR	AB	B/AVG	WP	HBP
2008-Fr.	2.11	20-10	38	28	16	6/1	1	179.1	153	60	54	43	119	18	2	12	747	.228	10	9
2009-So.	2.86	0-0	4	2	0	0/0	0	7.1	8	4	3	6	3	0	0	1	38	.267	1	0
2010-RSo.	4.16	12-10	34	22	9	0/1	1	124.2	145	88	74	63	64	31	2	13	591	.294	11	12
TOTALS	2.95	32-20	76	52	25	6/2	2	311.1	306	152	131	112	186	49	4	26	1376	.256	22	21



BRITTANY GATES 4

OF | L-R | 5-3 | Jr. | 2L
Houston, MS
(Houston)

2010 HIGHLIGHTS

- Played in 52 games, starting every contest in centerfield.
- Scored 10 runs, including a pair of game-winners, while collecting seven hits.
- Successful on three of her four steal attempts.
- Threw out five runners while committing just two errors.
- Went 1-for-2 and scored the winning run of the Bulldog Round-Robin against UAB.
- Scored the game-clincher as the Dawgs rallied to defeat Maryland at the NFCA Leadoff Classic.
- Plated the tying run as the Bulldogs rallied to defeat Troy on March 7 and win the Bulldog Classic.

GATES' CAREER BESTS

At Bats	4, at Georgia (4/15/09)
Hits	3, v. Iona (2/7/09)
Runs	2, 4x, last v. Miss. Valley State (5/8/09)
RBI	1, 2x, last v. South Carolina (4/19/09)
Doubles	1, 2x, last Miss. Valley State (5/8/09)
Triples	None
Home Runs	None
Walks	2, v. Maryland (2/27/10)
Stolen Bases	2 v. South Carolina (4/19/09)

- Was perfect at the plate with a season-high two hits in the second game of a three-game SEC series at rival Ole Miss. Scored one of State's runs in a three-run fifth inning as the Bulldogs went on to win the final game of the series against the Rebels.

- Had a hit and scored a run in the Bulldogs' March 24 win at Mississippi Valley State.

2009 HIGHLIGHTS

- Played in every game during her rookie season, starting all but one in centerfield.
- Finished third on the squad with 10 steals.
- Batted at a .204 clip, collecting a pair of doubles, two RBI and 20 runs scored.
- Posted seven multiple-hit games and scored the winning run twice.
- Collected a season-high four at-bats in Mississippi State's upset of No. 6 Georgia.
- Tallied her top hits total of the season (three) in a win over Iona in the season-opening Bulldog Round-Robin.
- Scored two runs on a season-high three hits in State's Feb. 7 win over Iona at the season-opening Bulldog Round-Robin.
- Led the Bulldogs with a 2-for-2 effort against Ohio State at the NFCA Leadoff Classic.

- Went 2-for-3 at the plate in MSU's series-opening win over ninth-ranked Tennessee.

- Helped pace Mississippi State to a series-clinching win over South Carolina, going 2-for-2 with an RBI and two runs scored.

- Went 2-for-2 and scored twice in a win over Mississippi Valley State.

HIGH SCHOOL | CLUB HIGHLIGHTS

- Competed on the prep level for Keith Jernigan at Houston (Miss.) High School.
- Considered one of the top prep prospects in the Magnolia State following the 2008 season.

- Selected to play in the Robertson's Sports-wear/NEMSBICA All-Star Game.

- Named Northeast Mississippi Daily Journal All-Area First Team and All-Region 3-3A after hitting .583 with 50 stolen bases and a .680 on-base percentage.

- Tabbed Region 3-3A Defensive Player of the Year five times.

- Selected player of the year by W07BN.

- Named the Lady Hilltoppers' MVP, Best Defensive Player and Highest Batting Average winner.

- Earned the team's sportsmanship and 110-percent hustle awards.

- Claimed the HHS Highest Academic Achiever five times.

- Also participated in the Houston High band.

- Played during the summer for the Germantown (Tenn.) Lady Red Devils and coach Rose Kalisak.

- Helped the Lady Red Devils to third place at the prestigious Canada Cup and the Colorado Sparker Showcase.

- Guided the team to a ninth-place finish out of 83 teams at the ASA Gold Qualifier.

- Claimed back-to-back Patriot Tournament championships with the Lady Red Devils.



PERSONAL HIGHLIGHTS

- Born Brittany Lasha Gates on Feb. 23, 1990, in Amory, Miss.
- Daughter of David and Sherry Gates.
- Has a sister, Chelsea.
- Majoring in pre-physical therapy.

GATES' CAREER STATISTICS

Year	AVG	GP-GS	AB	R	H	2B	3B	HR	RBI	TB	SLG%	BB	HBP	SO	OB%	SF	SH	SB-ATT	GW RBI	GW Runs
2009-Fr.	.204	56-55	113	20	23	2	0	0	2	25	.221	4	4	42	.256	0	3	10-14	0	2
2010-So.	.152	52-52	46	10	7	0	0	0	0	7	.152	3	0	21	.204	0	0	3-4	0	2
TOTALS	.189	108-107	159	30	30	2	0	0	2	32	.201	7	4	63	.241	0	3	13-18	0	4



KA'ILI SMITH

7

OF/C | L-L | 5-7 | Jr. | 2L
Kapolei, Hawaii
(Kapolei)

2010 HIGHLIGHTS

- SEC Academic Honor Roll member who hit a personal-best and team second-highest .329.
- Hit the fifth-most home runs in a season (10) and drove in the sixth-most RBI (50).
- Set sophomore records for home runs and RBI. Also added seven doubles and three triples.
- Tied Kellie Wilkerson for fifth all-time with 0.18 HR per game.
- Ended 2010 tied for first in career RBI per game (0.77), 10th in home runs (11) and fifth in HR per game (0.10).
- Became the third Dawg to hit two grand slams in a season.

SMITH'S CAREER BESTS

At Bats	5, 2x, last v. Oregon State (2/20/10)
Hits	4, 2x, last v. Oregon State (2/20/10)
Runs	3 v. Wright State (3/6/10)
RBI	5, 2x, last v. Georgetown (3/13/10)
Doubles	2, 3x, last v. Tennessee (3/9/10)
Triples	1, 7x, last v. Southern (3/31/10)
Home Runs	1, 11x, last at So. Carolina (4/17/10)
Walks	2, 5x, last at So. Carolina (4/17/10)
Stolen Bases	1, 4x, last at So. Carolina (4/17/10)

- Doubled, homered and drove in three runs vs. Stephen F. Austin in the Bulldog Round-Robin.
- Notched three hits and an RBI vs. Louisiana-Monroe at the Aggie Classic. Went 4-for-5 with a grand slam and a career-high five RBI against Oregon State the next day.
- Homered against N.C. State and Maryland at the NFCA Leadoff Classic. Capped the weekend with three RBI against Illinois State.
- Named Bulldog Classic MVP after hitting .600 with a double, triple, three RBI and seven runs.
- Had seven hits and 10 runs in an all-tournament effort at the Cropsience Classic in Fresno, Calif. Talled five RBI on a triple and grand slam against Georgetown. Homered in the next two games, tallying two RBI each vs. East Tennessee State and Cal State Northridge.
- Hit a three-run homer in the opener at Ole Miss.
- Belted the walk-off home run in the seventh inning to give State a 1-0 win over Kentucky.
- Hit her 10th HR of the season in game two at South Carolina. Drove in a run in the series finale.

2009 HIGHLIGHTS

- The lone freshman named All-SEC, earning second team honors and all-freshman accolades.
- Tabbed first team NFCA All-South Region after hitting a team second-best .323 and leading MSU in doubles (11), triples (4) and RBI (35).
- Went 4-for-4 with three RBI and two runs against ULM at the Bulldog Round-Robin.
- Earned her first of two SEC Freshman of the Week honors after going 8-for-16 with four doubles and four RBI to earn all-tournament honors at the Kipa Aloha Tournament in her home state.
- Batted .327 with five doubles, a triple, a home run and 24 RBI over the season's final 36 games.
- Named league freshman of the week after hitting .429 in a sweep of Ole Miss.

- Talled four hits and drove in five runs in a three-game series against LSU.
- Went 4-for-9 in three games at Florida, including a 3-for-3 effort in game two.
- Hit her first career home run, a three-run shot, to break a scoreless tie in the series opener with South Carolina.

HIGH SCHOOL | CLUB HIGHLIGHTS

- Earned four first-team all-state honors playing for Tony Saffery at Kapolei High School.
- Named a first-team outfielder by both the Star Bulletin and the Honolulu Advertiser her sophomore, junior and senior campaigns.
- Selected to her fourth all-Oahu Interscholastic Association first team after hitting .592 with six doubles and eight triples as a senior.
- Hit .500 with 30 RBI and 15 stolen bases in 2007, helping KHS to sixth in state.
- Led Kapolei to third in state a year after the 2005 OIA championship squad finished runner-up.
- Made back-to-back Colorado Fireworks showings with Saffery's Hawaii Pearls travel squad.
- Three-time All-OIA selection in volleyball.



PERSONAL HIGHLIGHTS

- Born Ka'iliihiwa Kalae Smith on July 10, 1990, in Kapiolani, Hawaii.
- Daughter of M. Kalani and Cindy Smith.
- Has three brothers, Kaulanakouino'a, Kuliaikanu'u and Kaleo, and a sister, Kanaiaupunui.
- Majoring in industrial technology.

SMITH'S CAREER STATISTICS

Year	AVG	GP-GS	AB	R	H	2B	3B	HR	RBI	TB	SLG%	BB	HBP	SO	OB%	SF	SH	SB-ATT	GW RBI	GW Runs
2009-Fr.	.323	56-56	158	22	51	11	4	1	35	73	.462	22	2	30	.405	3	0	3-3	3	3
2010	.329	55-55	161	38	53	7	3	10	50	96	.596	19	3	27	.405	2	1	1-2	2	4
TOTALS	.326	111-111	319	60	104	18	7	11	85	169	.530	41	5	57	.405	5	1	4-5	5	7



STEPHANIE BECKER 11

P | L-L | 6-0 | So. | 1L
Aurora, IL
(West Aurora)

2010 HIGHLIGHTS

- Named to the SEC Freshman Academic Honor Roll.
- Made 28 appearances for the Bulldogs, with the majority of her innings coming in a relief role.
- Tied for the most saves on the squad (2) and claimed three wins over 77.1 innings.
- Combined on two shutouts while striking out 42.
- Earned her first collegiate save as she tossed two scoreless innings in the Bulldog Round-Robin championship game against UAB.
- Tossed 2.2 hitless innings against Louisiana-Monroe at the Aggie Classic in College Station, Texas, to collect her second save of the season.
- Held Maryland to three hits in relief at the NFCA Leadoff Classic to claim her first career win.

BECKER'S CAREER BESTS

Innings Pitched	7.0, v. Alabama (5/9/10)
Strikeouts	4, 2x, last v. Alabama (5/9/10)
Hits	6, 5x, last at So. Carolina (4/17/10)
Runs	6, 2x, last v. Alabama (5/9/10)
Earned Runs	6, v. Alabama (5/9/10)
Walks	6, v. Alabama (5/9/10)

- Defeated Illinois State at the Leadoff Classic, allowing two unearned runs over five innings.
- Made her first start against Wright State (Mar. 6).
- Won the Bulldog Classic finale against Troy, allowing one hit over the final 1.1 innings.
- Hurlled 2.1 scoreless innings in State's series-opening win at South Carolina (4/17).

HIGH SCHOOL | CLUB HIGHLIGHTS

- Enjoyed a four-year prep career at West Aurora High School in Aurora, Ill.
- Played her final two seasons for Dave Zine after pitching under Donna Proctor's tutelage her freshman and sophomore campaigns.
- Compiled 82 victories and 818 strikeouts during her career, both West Aurora records.
- Won at least 17 games each year and tallied 200 or more strikeouts her sophomore, junior and senior seasons.
- Named All-DuPage Valley Conference all four years, including a unanimous first team selection the past three years after being named honorable mention as a freshman.
- Finished as West Aurora's all-time leader in strikeouts and victories.
- Selected Beacon News Player of the Year First Team and Daily Herald Softball Athlete of the Year First Team Captain following a senior year in which she won 12 games while compiling a 1.02 earned-run average and career-best 264 strikeouts.
- Voted to the Chicago Sun Times All-Area Team and the Chicago Tribune All-State Team following her final prep season.
- Named to the Chicago Sun Times Top 100 Softball Players to Watch twice and the Chicago Tribune list of top 50 players as a senior.
- Daily Herald All-Area First Team and Top-Five Pitcher as a junior.
- Claimed 2008 all-area honors from

the Beacon News after posting a 0.78 ERA with 200 strikeouts over 152.2 innings.

- Won 22 games as a sophomore, earning Beacon News Player of the Year and all-area honors from the Daily Herald after posting 221 strikeouts and a 0.13 ERA that ranks in the top 12 of the Illinois High School record books.

- A four-time DuPage Valley Conference Academic Scholar-Athlete.
- Won 12 games and struck out 133 to help WAHS to the IHSA regional title and second-place finish in the DuPage Valley Conference.
- Played club softball for the Orland Park Sparks.
- Went 18-2 with a 1.44 earned-run average and 161 strikeouts in helping lead the Sparks to the ASA 18U "A" National Tournament in Las Vegas.
- Won 18 games and struck out 154 in leading the Sparks to fifth at the 2008 ASA Chicago Metro Tournament and the ASA qualifying tournament championship in Owensboro, Ky.
- Played for the 2007 Illinois Thunder 16U squad that went to the ASA 16U "A" Nationals in Sioux Falls, S.D.
- Named a Triple Crown 2007 All-America Pitcher and a 2007 adidas Futures Top-100 Recruit.



PERSONAL HIGHLIGHTS

- Born Stephanie E. Becker on April 27, 1991, in Aurora, Ill.
- Daughter of Michael and Kim Becker.
- Majoring in elementary education.

BECKER'S CAREER STATISTICS

Year	ERA	W-L	APP	GS	CG	SHO	SV	IP	H	R	ER	BB	SO	2B	3B	HR	AB	B/AVG	WP	HBP
2010-Fr.	4.44	3-6	28	2	0	0/2	2	77.1	88	61	49	36	42	16	2	14	354	.290	8	6
TOTAL	4.44	3-6	28	2	0	0/2	2	77.1	88	61	49	36	42	16	2	14	354	.290	8	6



JESSICA COOLEY

2

INF/OF | R-R | 5-7 | So. | 1L
Birmingham, AL
(Oak Mountain)

2010 HIGHLIGHTS

- Played in 44 games during her freshman season, starting 24 games in the outfield.
- Capped her rookie season by being named Freshman All-SEC. Also earned a place on the SEC Freshman Academic Honor Roll.
- Hit .204, collecting 19 hits and adding four doubles, a triple and a home run.
- Drove in 11 runs and scored 13 times. Contributed the game-winning RBI twice and scored the clincher once.
- Earned her first career start against Georgetown on March 13.
- Collected her first of back-to-back two-hit efforts in that game, scoring twice.

COOLEY'S CAREER BESTS

At Bats	4, 7x, last v. Georgia (4/13/10)
Hits	2, 4x, last at So. Carolina (4/17/10)
Runs	2, 2x, last at So. Carolina (4/17/10)
RBI	4, at Miss. Valley St. (3/24/10)
Doubles	1, 4x, last v. Alabama (5/9/10)
Triples	1, at So. Carolina (4/17/10)
Home Runs	1, at Miss. Valley St. (3/24/10)
Walks	2, v. Cal State Northridge (3/14/10)
Stolen Bases	1, 2x, last v. Georgetown (3/13/10)

- Hit her first home run, one of MSU's school-record five grand slams, to cap a 2-for-4, 4-RBI effort at Mississippi Valley State on March 24.
- Went 1-for-3 and drove in two runs in the second game of a three-game series at Arkansas.
- Made her first start in the outfield in the opening game of the Arkansas series.
- Matched her season high with two hits in the series finale with No. 11 Georgia (4/13).
- Also tied a season high with two hits, including her first career triple, in the second game of a three-game series at South Carolina (4/17).

HIGH SCHOOL | CLUB HIGHLIGHTS

- Compiled a stellar prep career under Danny Dugan at Oak Mountain High School.
- Earned multiple all-state, all-county, all-area and Over The Mountain team accolades during her varsity softball career.
- Selected the Shelby County Hitter of the Year and Class 6A all-state as a senior after compiling a .397 batting average on 49 hits.
- Tallied four home runs in 2009 while driving in 27 runs and scoring 50 more for the area championship team that ranked in the top five in the state all season.
- Was a perfect 19-for-19 on the bases in her final prep season.
- Broke her sister Katie's school record for batting average her junior season, hitting .448 clip as OMHS finished second in the area and earned a second sub-state tournament berth in three seasons.
- Selected to the 2008 Alabama Sports Writer's Association Class 6A All-State Team after collecting 60 hits, 52 runs, 35 RBI, five home runs and 20 steals.
- Earned all-area and all-county honors following a 2008 campaign that saw Oak Mountain finish in second place in the area tournament.
- Tallied 56 hits as a sophomore, compiling a .373 batting average and contributing 43 runs, 29 RBI, and three home runs to earn Oak Mountain Most Valuable Player honors for the second-straight year.

- Claimed team MVP accolades as a freshman, hitting .339 with 22 runs, 22 RBI, three home runs and seven stolen bases.

- Landed all-area and all-county awards after leading OMHS to the 2006 sub-state tournament.

- Also enjoyed a stellar volleyball career for Oak Mountain, earning all-county accolades her final two seasons.
- Paced the team in digs and assists, and finished her senior season as one of the top-five setters in Birmingham.
- Helped the OMHS volleyball squad to a ninth-place finish in the state tournament.
- Played travel ball for the Birmingham Skyhawks.
- Led the Skyhawks with a .430 batting average last summer, belting five home runs and stealing 10-of-11 bases as the squad finished 21-4, claimed the NSA championship and took second in the Florida World Series.
- Hit .425 in 2008 as the Skyhawks took second in the state and finished seventh at Colorado Fireworks.



PERSONAL HIGHLIGHTS

- Born Jessica Ashley Cooley on April 25, 1991, in Birmingham, Ala.
- Daughter of Mark and Candy Cooley.
- Has two sisters, Lindsay Gomto and Katie, an outfielder for the Bulldogs from 2004-07.
- Majoring in elementary education.

COOLEY'S CAREER STATISTICS

Year	AVG	GP-GS	AB	R	H	2B	3B	HR	RBI	TB	SLG%	BB	HBP	SO	OB%	SF	SH	SB-ATT	GW RBI	GW Runs
2010-Fr.	.204	44-24	93	13	19	4	1	1	11	28	.301	7	1	27	.265	1	0	2-2	2	1
TOTALS	.204	44-24	93	13	19	4	1	1	11	28	.301	7	1	27	.265	1	0	2-2	2	1



SHELBY FISHER 14

OF/INF | L-L | 5-7 | So. | 1L
Scottsdale, AZ
(Horizon)

2010 HIGHLIGHTS

- Excelled in the classroom during her freshman year, earning NFCA All-America Scholar-Athlete and SEC Freshman Academic Honor Roll accolades.
- Played in 15 games as a rookie, starting in five games. Made three starts at first base and two at the dp spot.
- Collected two hits while driving in a run and scoring twice.
- Was perfect in the field with 26 putouts.
- Drew her first career start against Illinois State on Feb. 28 in the NFCA Leadoff Classic. Tallied her first career hit in that game.

FISHER'S CAREER BESTS

At Bats	3, 3x, last v. Tennessee (3/10/10)
Hits	1, 2x, last v. Tennessee (3/9/10)
Runs	1, 2x, last v. Miss. Valley St. (4/7/10)
RBI	1 v. Miss. Valley St. (4/7/10)
Doubles	None
Triples	None
Home Runs	None
Walks	2, v. Tennessee (3/9/10)
Stolen Bases	None

- Notched a hit, scored a run and drew two walks in her first SEC outing, State's March 9 upset of No. 19 Tennessee.

- Added the first RBI of her career in a seven-run fourth inning against Mississippi Valley State on April 7 in Ridgeland, Miss.

HIGH SCHOOL | CLUB HIGHLIGHTS

- Played varsity softball under head coach at Blaize Gatti at Horizon High School in Scottsdale, Ariz.

- Named All-Desert Valley Region three times during her varsity career and all-state twice.

- Contributed to Horizon's teams that finished first in the region all four years.

- Claimed multiple player of the week awards.

- Helped advance Horizon to the state tournament three-straight years, including a final four appearance in 2008.

- Led HHS to a 22-11 record and second-place league finish in 2009.

- Finished her final prep season ranked second on the team with a .443 batting average and 47 hits.

- Paced the Huskies in RBI with 32 during the 2009 campaign.

- Selected "Best Female Athlete" at Horizon following her final prep season.

- Tallied a .411 batting average as a junior while helping the Huskies to the semifinals of the Class 5A Division II state tournament.

- Contributed 30 hits in 2008, driving in 28 runs and scoring 19 more as HHS finished 27-7 overall and 8-0 in league play to claim a fourth-place state 5A ranking.

- Added six doubles and tied for the team's triples lead with four on the year.

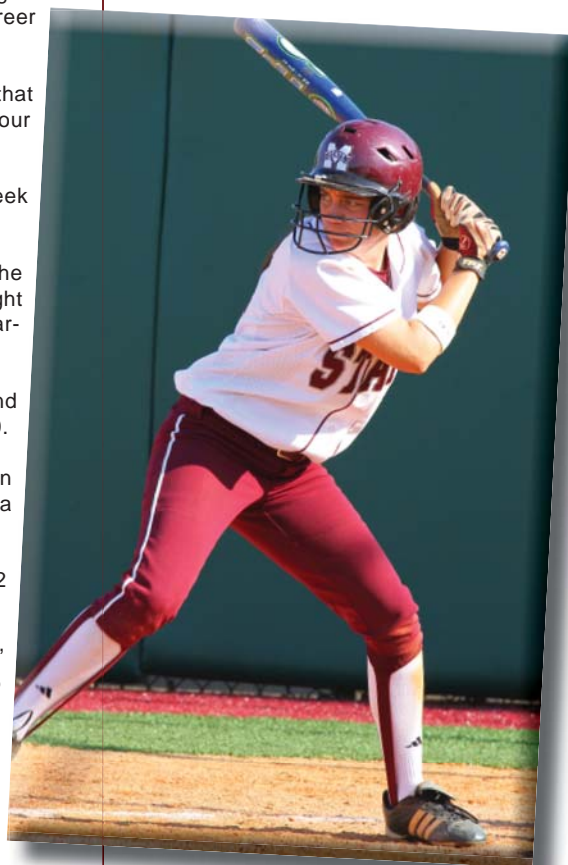
- Named Horizon's Most Valuable Player her sophomore season after batting .387 with 34 RBI and 20 runs while leading the Huskies to the Arizona 5A Division I State Tournament.

- Collected all-region accolades as a freshman after contributing 48 runs and a .301 batting average.

- Played summer ball for the AZ Desert Thunder, helping the team to a ninth-place finish at the prestigious 2009 ASA Gold Nationals.

- Guided the Desert Thunder to the Rocky Mountain Gold Regional title.

- Competed for the Killer Bees in 2007, hitting 409 with 10 home runs and 61 RBI in to lead the team to a 55-14 record and the national tournament.



PERSONAL HIGHLIGHTS

- Born Shelby Suzanne Fisher on Aug. 4, 1990, in Phoenix, Ariz..
- Daughter of Christopher and Nancy Fisher. Her mother Nancy is a Mississippi State alumna.
- Has a brother, Jacob, and two sisters, Meagan and Kelsey.
- Majoring in business administration.

FISHER'S CAREER STATISTICS

Year	AVG	GP-GS	AB	R	H	2B	3B	HR	RBI	TB	SLG%	BB	HBP	SO	OB%	SF	SH	SB-ATT	GW RBI	GW Runs
2010-Fr.	.100	15-5	20	2	2	0	0	0	1	2	.100	5	0	10	.280	0	0	0-0	0	0
TOTALS	.100	15-5	20	2	2	0	0	0	1	2	.100	5	0	10	.280	0	0	0-0	0	0



ERIN NESBIT

5

INF | R-R | 5-8 | So. | 1L
Acworth, GA
(Harrison)

2010 HIGHLIGHTS

- Tied for second on the team in home runs (6) and triples (4). Hit the fourth-most home runs by a freshman and tied for the third-most triples.
- Started all 55 games at shortstop, hitting .208 (40-for-164) and adding three doubles. Tied for the third-most RBI on the team (26).
- Topped MSU with five game-winning RBI and tied for second with four game-winning runs.
- Drew 19 walks, fifth-most by a Bulldog rookie.
- Earned NFCA All-America Scholar-Athlete and SEC Freshman Academic Honor Roll accolades.
- Named Bulldog Round-Robin All-Tournament after coming a double shy of the cycle and driving in all four runs vs. UAB in her collegiate debut.

NESBIT'S CAREER BESTS

At Bats	4, 2x, last at Ole Miss (3/21/10)
Hits	4 at Ole Miss (3/21/10)
Runs	2, 2x, last at Auburn (4/21/10)
RBI	4, 2x, last v. Miss. Valley St. (4/7/10)
Doubles	1, 3x, last at Auburn (4/21/10)
Triples	1, 4x, last at Arkansas (3/28/10)
Home Runs	1, 6x, last at Auburn (4/21/10)
Walks	2, at LSU (4/10/10)
Stolen Bases	1, v. Southern (3/31/10)

- Homered in a setback to Texas A&M at the Aggie Classic.
- Sparked State's offense in the Bulldog Classic championship game against Troy on March 7, hitting a solo home run to put the Dawgs' first run on the scoreboard.
- Went 2-for-3, including her first career double, and drove in three runs as MSU defeated Southern Mississippi in Hattiesburg on March 17.
- Led State to a win over Ole Miss in the series finale, finishing a home run shy of the cycle as she went 4-for-4 and drove in two runs.
- Hit a grand slam in a seven-run fourth inning against Mississippi Valley State in the M&F Bank Fastpitch Classic in Ridgeland, Miss.
- Named SEC Freshman of the Week after hitting .600 and belting the game-winning home runs in both of State's wins in a doubleheader sweep at Auburn.

HIGH SCHOOL | CLUB HIGHLIGHTS

- Enjoyed an outstanding prep career for head coach Deanna Stewart at Harrison High School in Georgia.
- Twice named Most Valuable Player at Harrison and led the team to a pair of Region 5AAAAA championships.
- Set her school's career home run record and claimed the Golden Glove Award for an infielder following her senior campaign.
- Named Harrison High's Wendy's High School Heisman Award winner for the 2008-09 academic year.
- Also won the Bobby Bailey and Vince Dooley Awards.
- Selected Marietta Daily Journal First Team All-Region after hitting .418 for the Lady Hoyas' 2008 squad that claimed region runner-up honors.
- Collected 24 RBI and two home runs while scoring 29 times in her final prep season.

- Won the Heart of a Hoya award for the second-straight year and earned a spot in the Georgia Dugout Club All-Star game to close out her Harrison playing career.

- Claimed First Team All-State from the Atlanta Journal Constitution and Marietta Daily Journal first team all-county and all-region after posting a .426 batting average with 27 RBI and 34 runs scored in 2007.

- Hit .354 as a sophomore, claiming all-state honorable mention, all-county and all-region after helping Harrison to the region title.
- Tabbed the HHS Rookie of the Year after hitting .276 and contributing 36 runs.
- Played club softball for the Atlanta Vipers Gold, Georgia Extreme Gold and Georgia Fire 18 Gold.
- Hit .439 with five home runs and 27 RBI as the Vipers advanced to the ASA Gold National Tournament.
- Led the 2007 Georgia Extreme to Gold Nationals.
- Claimed a .409 batting average in pacing Georgia Fire to a ninth-place finish at the 2006 ASA Gold Nationals.



PERSONAL HIGHLIGHTS

- Born Erin Nichole Nesbit on Nov. 23, 1990, in Atlanta, Ga.
- Daughter of David and Kim Nesbit.
- Has four sisters, Courtney, Megan, Morgan and Mallori. Courtney is a senior infielder for the Dawgs, while younger sister Megan signed with MSU in the fall.
- Pursuing a degree in communication.

NESBIT'S CAREER STATISTICS

Year	AVG	GP-GS	AB	R	H	2B	3B	HR	RBI	TB	SLG%	BB	HBP	SO	OB%	SF	SH	SB-ATT	GW RBI	GW Runs
2010-Fr.	.208	55-55	130	22	27	3	4	6	26	56	.431	19	3	35	.320	1	4	1-1	5	4
TOTALS	.208	55-55	130	22	27	3	4	6	26	56	.431	19	3	35	.320	1	4	1-1	5	4



CHRISSIE ROVTAR 44

INF | R-R | 5-10 | So. | 1L
West Chicago, IL
(Community District 94)

2010 HIGHLIGHTS

- Earned NFCA All-America Scholar-Athlete and SEC Freshman Academic Honor Roll accolades.
- Played in seven games as a pinch-hitter, registering five at-bats.
- Was hit by a pitch in her debut, a win against Oregon State at the Aggie Classic.
- Drew a walk in State's victory at Southern Mississippi.

HIGH SCHOOL | CLUB HIGHLIGHTS

- Prepped for Emily Johnson at Community District 94 High School her senior season after playing for Jim Schaudt her first three years.

ROVTAR'S CAREER BESTS

At Bats	1, 5x, last v. Southern (3/31/10)
Hits	None
Runs	None
RBI	None
Doubles	None
Triples	None
Home Runs	None
Walks	1, at Southern Miss. (3/17/10)
Stolen Bases	None

- Hit .320 with eight doubles, a home run, 16 RBI and 11 runs scored in her senior season, leading her squad to a 27-6 record.

- Tabbed Community's Female Athlete of the Year her senior season after leading her team to second place in the DuPage Valley Conference and the region finals.

- Named Press Publications Honorable Mention for the second-straight year and was a unanimous selection for her second All-DuPage Valley Conference honor in as many seasons.

- Collected a .335 batting average as a junior, hitting nine doubles, two triples and four home runs while driving in 16 runs and scoring 18 more.

- Guided the Wildcats to the conference championship, regional title and 4A Sectional finals.

- Selected honorable mention by the Daily Herald and Press Publications.

- Earned all-conference accolades after guiding Community High School to a 24-9 record in 2008.

- Earned a pair of Softball Athlete of the Week honors during her junior campaign.

- Also played basketball for Community District 94, leading the 2006-07 team to the regional championship.

- Earned Press Publications Honorable Mention and team MVP for her efforts on the hardwood during the 2007-08 season.

- Four-time member of the Community High School Honor Roll.

- Also received the Excellence in Math Award all four years of her high school career.

- A four-time Academic All-Conference selection in softball and a two-time honoree for basketball.

- Awarded the Presidents' Award for Educational Excellence in 2009 and the Community High School Academic Merit Award.

- Played the summer of 2009 for DTA Elite and head coach Kevin Simpson.

- Hit .371 with a home run, 15 RBI and 13 runs scored to pace DTA Elite to the Glen Ellyn Invitational championship and a third-place showing in the ASA Chicago Metro Tournament that qualified the team for ASA Nationals in Las Vegas.

- Competed for Simpson's Illinois Thunder travel squad in 2008, hitting .542 with two home runs, six doubles, six triples, 19 RBI and 18 runs scored.

- Collected a 1.042 slugging percentage with the Thunder.



PERSONAL HIGHLIGHTS

- Born Christine Michelle Rovtar on Jan. 4, 1991, in Hinsdale, Ill.
- Daughter of Steve and Debbie Rovtar.
- Has two sisters, Allison and Kimberly.
- Majoring in kinesiology.

ROVTAR'S CAREER STATISTICS

Year	AVG	GP-GS	AB	R	H	2B	3B	HR	RBI	TB	SLG%	BB	HBP	SO	OB%	SF	SH	SB-ATT	GW RBI	GW Runs
2010-Fr.	.000	7-0	5	0	0	0	0	0	0	0	.000	1	1	2	.286	0	0	0-0	0	0
TOTALS	.000	7-0	5	0	0	0	0	0	0	0	.000	1	1	2	.286	0	0	0-0	0	0



**KYLIE
VRY**

3

P | L-L | 5-10 | So. | 1L
Des Moines, IA
(Des Moines East)

2010 HIGHLIGHTS

- Made 26 appearances, including 18 starts.
- Tossed 80 innings, allowing 88 hits and compiling a 4.90 ERA.
- Registered 52 strikeouts and five complete games. Also posted three shutouts.
- An NFCA All-America Scholar-Athlete and SEC Freshman Academic Honor Roll member.
- Became the first MSU pitcher to throw a no-hitter in her inaugural start, a win against Stephen F. Austin in the Bulldog Round-Robin. Earned all-tournament honors after throwing eight hitless innings with six strikeouts.
- Limited Oregon State to two runs and four hits in four innings to pick-up the victory at the Aggie Classic.

VRY'S CAREER BESTS

Innings Pitched	7.0, 3x, last at Ole Miss (3/21/10)
Strikeouts	7, v. Tennessee (3/9/10)
Hits	10 at Ole Miss (3/21/10)
Runs	7, at Fresno State (3/14/10)
Earned Runs	7, at Fresno State (3/14/10)
Walks	5, v. Colorado State (3/12/10)

- Pitched two innings in the NFCA Leadoff Classic finale against Illinois State, allowing a run on three hits.
- Held nationally-ranked Michigan to a run and three hits over four innings.
- Earned Bulldog Classic all-tournament honors after going 2-0 and allowing two unearned runs and eight hits in 11 innings. Narrowly missed her second no-hitter of the season as she hurled a one-hit shutout in the opener against Troy. Tossed four shutout innings in a win against Wright State.
- Struck out a season-high seven in her SEC debut against No. 19 Tennessee on March 9.
- Went the distance against East Tennessee State in Fresno, Calif., on March 13, allowing just six hits over the full five innings.
- Picked up her first SEC win on March 21, allowing five runs, three earned, in a complete-game effort against rival Ole Miss.
- Posted four strikeouts over two hitless innings in a win against Southern University.

HIGH SCHOOL | CLUB HIGHLIGHTS

- Played high school softball at Des Moines East High School her freshman and sophomore seasons before solely focusing on travel ball the final two years of her prep career.
- Hurlled the Florida Gold Coast Hurricanes to the championship of the prestigious ASA Gold National Tournament in 2008.
- Came back the next summer and helped lead the Hurricanes to a runner-up showing at ASA Gold Nationals.
- Toed the rubber two seasons for Bob Ligouri's Des Moines East High School squad.
- Compiled a 90-9 during her freshman and sophomore seasons.
- Named Iowa Girls High School Athletic Union Class 4A First Team All-State and Elite All-State in 2007 after tossing 186 innings and compiling a 0.26 ERA with 378 strikeouts.
- Claimed all-district and first team all-conference accolades after leading East to a 45-4 record and a third-straight CIML Conference championship.
- Set a high school record for most strikeouts in a seven-inning no-hitter with 19.

- Hit .311 with 24 RBI during her final prep season.
- Registered a 0.61 ERA as a freshman, earning eight saves and striking out 31 in just 23 innings.
- Guided Des Moines East to the 2006 Iowa Class 4A state championship after claiming the CIML conference title.
- Elected school's Hall of Fame.
- Claimed president's honor roll accolades for maintaining an A average.
- Earned All-America Scholar-Athlete honors from the National Fastpitch Coaches Association following the 2007 season.
- Named Des Moines East valedictorian.
- Also lettered in volleyball.



PERSONAL HIGHLIGHTS

- Born Kylie Nicole Vry on April 16, 1991, in Broadlawns, Iowa.
- Daughter of Alan and Michelle Vry.
- Has a brother, Tyler.
- Majoring in kinesiology.

VRY'S CAREER STATISTICS

Year	ERA	W-L	APP	GS	CG	SHO	SV	IP	H	R	ER	BB	SO	2B	3B	HR	AB	B/AVG	WP	HBP
2010-Fr.	4.90	6-5	26	18	5	3/1	0	80.0	88	67	56	55	52	15	2	4	392	.280	18	9
TOTALS	4.90	6-5	26	18	5	3/1	0	80.0	88	67	56	55	52	15	2	4	392	.280	18	9



BRIANA BELL 21

OF | R-R | 5-6 | Fr. | HS
Brandon, FL
(Riverview)

HIGH SCHOOL | CLUB HIGHLIGHTS

- Played high school softball for Riverview High School.
- Helped RHS to the Florida 6A region final as a junior.
- Earned All-Hillsborough County first team, First Team Western Conference and Miracle Sports Class 6A Second Team All-State following her junior season on the diamond.
- Hit .483 with 28 runs scored, 17 RBI, seven doubles and a home run.
- Won the Poseidon Award three years.
- Named the RHS Most Valuable Player her final two seasons.
- Closed 2009 with eight RBI over the final five games for Angela Slater's Riverview squad.
- Earned three letters in golf and ran track and field for Riverview.

- Named an honorable mention for her showings on the track.
- Played travel softball for Walt Rosanski's Tampa Mustangs.
- Hit .435 with 42 runs, 22 RBI, six home runs and 22 stolen bases while helping the Mustangs to a 47-11 record and the 2009 national team championship in Las Vegas.
- Previously played for her father's Mustangs squad, helping the team to ASA Nationals in Johnson City, Tenn., in 2006.

PERSONAL HIGHLIGHTS

- Born Briana Marie Bell on Dec. 12, 1991, in Tampa, Fla.
- Daughter of Joe and Anne Bell.
- Has two sisters (Brittany and Bianka) and a brother, Joel. Brittany is a senior outfielder for the Dawgs.
- Plans to major in political science.



HIGH SCHOOL | CLUB HIGHLIGHTS

- Invited to the United States Junior National Team tryouts in Chula Vista, Calif.
- Enjoyed a stellar career behind the plate for Billy Dooley and Collins Hill High School in Georgia.
- Earned three letters on the softball diamond for Collins Hill.
- Helped the Eagles battle through the losers bracket to win the Georgia AAAAA State Championship.
- Hit a bases-clearing triple that ignited a four-run rally in the bottom of the sixth inning of the championship game.
- Played an integral part in top-ranked Collins Hill going 35-4 and winning the program's first Region 7-AAAAA championship in five years.
- Selected first team All-State and the AAAAA Defensive Player of the Year following her senior season. Also tabbed Region 7-AAAAA Player of the Year, Georgia Dugout Club AAAAA Player of the Year, GDC All-Star and a member of the 2009 Gwinnett Daily Post Super 6.
- Hit .340 with 27 RBI and 25 runs scored while helping the 2009 Eagles to Gwinnett County Team of the Year honors in her final prep season.

- Caught on CHHS' 2007 squad that finished 20-13-1 and advanced to the sectional tournament.
- Played travel softball alongside fellow Bulldog rookie Heidi Shape on the Georgia Elite.
- Helped the 2010 Elite to a ninth-place showing at the prestigious ASA Gold National Tournament.
- Guided the 2009 squad to a 13th-place finish at the 2009 ASA Gold Nationals in Oklahoma City.
- The 2009 Georgia Elite finished the summer ranked No. 9 nationally by Rivals.com.
- Selected as an adidas Futures Top 100 Participant in 2008.
- An honor graduate and scholar-athlete selection at Collins Hill.

PERSONAL HIGHLIGHTS

- Born Samantha Nicole Lenahan on Jan. 17, 1992, in Shawnee Mission, Kan.
- Daughter of Tom and Elizabeth Lenahan.
- Has two brothers, Bryce and Ian.
- Intends on pursuing a degree in mathematics.



SAM LENAHA **16**

C | R-R | 5-6 | Fr. | HS
Lawrenceville, GA
(Collins Hill)





**JESSICA
OFFUTT 26**

OF | L-R | 5-5 | Fr. | HS
Madison, AL
(Bob Jones)

HIGH SCHOOL | CLUB HIGHLIGHTS

- A standout outfielder for Kent Chambers' Bob Jones High School squad.
- Named an NFCA Third Team All-American following a senior season that saw Bob Jones go 51-17-2 and finish third in the Alabama 6A State Tournament.
- Named to the AHSAA 6A All-Tournament Team.
- Earned a second-straight first team all-state award in 2010 after hitting .485 with four home runs, 24 RBI, 65 runs scored and 51 stolen bases.
- Collected a second Huntsville Times All-Elite First Team selection and third NFCA First Team All-South Region honor to close her prep career.
- Selected to play in the Alabama North/South All-Star Game her junior and senior seasons.
- Named first team all-state in 2009 after hitting a school-record .526 and scoring 70 times as her team advanced to the North Region tournament.
- Earned NFCA All-South Region and All-Elite First Team honors as a junior.
- Claimed the Patriots' Silver Slugger Award, Out-field Golden Glove Award and the 100% Award in 2009.

- A Super All-Metro and All-State Honorable Mention honoree after hitting .434 and scoring 40 runs for the Patriots' 2008 squad that went 34-14.
- Twice named Bob Jones' Wendy's High School Heisman Award winner (2009 & 2010).
- An NFCA All-America Scholar-Athlete.
- Took first in the region and second in the state in the Science Olympiad's electric car category.
- Selected to play on an international squad in Prague, Austria and Germany.
- Played travel softball in 2009 and 2010 for the Alabama Crusaders. Helped lead the Crusaders to a 25th-place tie at ASA Gold Nationals in 2010 after the team tied for 17th a year earlier.
- Won the 2010 Region 5 qualifier in Boca Raton, Fla., with the Crusaders.

PERSONAL HIGHLIGHTS

- Born Jessica Kathleen Offutt on Feb. 27, 1992, in Huntsville, Ala.
- Daughter of Monty and Kathy Offutt.
- Has two older sisters, Gini and Sarah. Sarah played softball at Louisiana Tech.
- Majoring in mechanical engineering



HIGH SCHOOL | CLUB HIGHLIGHTS

- Claimed four letters as a standout infielder (2006-09) for head coach Hope Black at Norcross (Ga.) High School.
- Garnered first team all-region accolades all four years of her softball career.
- Also selected to the Gwinnett All-County First Team each year she competed for the Lady Blue Devils.
- A four-time Best Offensive Player award winner for Norcross.
- Selected to the honor roll on a yearly basis.
- Played alongside Mississippi State teammate Sam Lenahan on the Georgia Elite travel ball team.
- Helped lead the Elite to a ninth-place showing at the 2010 ASA National Tournament.
- Joined Lenahan in leading the Georgia Elite to a fifth-place showing at the prestigious Premier Softball Showcase.

- Claimed a 13th-place finish with the Elite at the 2009 national tournament.

- Was a staple on the infield for the 2008 squad that took third place in the annual Independence Day Showcase.

PERSONAL HIGHLIGHTS

- Born Heidi Nicole Shape on Aug. 6, 1992, in Atlanta, Ga.
- Daughter of Gregory Shape and Beverly Jones.
- Has two siblings, Matthew and Maday.
- Enrolled in pre-major studies at Mississippi State.



**HEIDI
SHAPE**

22

INF | R-R | 5-5 | Fr. | HS
Duluth, GA
(Norcross)





SHANA SHERROD 27

P | R-R | 5-5 | Fr. | HS
Vestavia Hills, AL
(Vestavia Hills)

HIGH SCHOOL | CLUB HIGHLIGHTS

- Standout pitcher for Jennifer Brown at Vestavia Hills High School.
- Appeared in over half of her team's games, leading the Lady Rebels to three state tournament appearances since 2006.
- Eclipsed the 100-career win mark as a senior, leading VHHS to a fifth-straight area championship and the regional tournament.
- Ranked in the top 20 in state history with 105 victories and 827 innings pitched.
- Vestavia Hills' 2010 Female Athlete of the Year.
- Named the Birmingham News' Top Pitcher for the South and Hoover areas entering 2010.
- Compiled nine wins, a save, a 0.94 ERA and 126 strikeouts despite missing part of her junior season (2009) with an injury.
- Won 31 games as a sophomore, earning 6A All-State honors from the Alabama Sportswriters Association.
- An Alabama All-State Tournament honoree after guiding the 2008 Lady Rebels to a third-place finish at the state tournament.
- Multiple-time MVP of the area tournament and an All-Metro Team selection.
- Named Over the Mountain All-Area four times.

- Went 27-4 with 178 strikeouts and a 0.94 ERA in 2007 to guide VHHS to a state sixth-most 64 wins, a fifth-place state finish and top 25 national ranking. The 2007 squad also won 35-straight games, tied for fourth in Alabama annals.

- Pitched Vestavia Hills to area and regional championships and a runner-up finish at the state tournament in her inaugural varsity season.

- Played with Bulldog sophomore Jessica Coolsey for her father Blake's Skyhawks Elite travel team.

- Helped the Skyhawks to an ASA National Tournament appearance, a National Softball Association championship and a second-place finish in the Florida World Series.

- Paced the 2008 Skyhawks to a second-place finish at the state tournament after the team took seventh at the Colorado Fireworks.

- Also hurled the team to an appearance at the USSSA National Tournament.

PERSONAL HIGHLIGHTS

- Born Shana Marie Sherrod on Oct. 23, 1991.
- Daughter of Blake and Cindy Sherrod.
- Has four siblings.
- Majoring in elementary education.



HIGH SCHOOL | CLUB HIGHLIGHTS



**CAITLIN
WENZEL**

24

UTL | R-R | 5-8 | Fr. | HS
Marinette, WI
(Peshtigo)

- Prepped for Kim Barrette at Peshtigo High School in Wisconsin, earning all-conference accolades all four years.

- Struck out a state tournament-record 26 batters as the Bulldogs won the state title in their first WIAA State Tournament appearance.

- Named Wisconsin's Player of the Year following the Bulldogs' run to the state title.

- Struck out 228 and hurled 13 shutouts in 2010.

- Selected co-Player of the Year for the M&O Conference following a senior season that saw her go 21-4 in the circle and hit .696 with 16 RBI and 31 runs scored.

- Earned Division 3 Player of the Year honors from the Wisconsin Fastpitch Softball Coaches Association. Also claimed Northeast District First Team accolades from the association.

- Tabbed for the 2010 WFSCA Senior All-Star Game.

- Named Wisconsin Sports Network Splash of the Week for her efforts in the state tournament.

- Guided the Bulldogs to their first outright conference title as a junior, claiming M&O Conference MVP accolades after hitting .543 at the plate and winning 15 games at pitcher.

- Collected all-district honors after guiding Peshtigo to the region championship.

- Selected first team all-conference and M&O Conference MVP after hitting over .600 and winning 11 games in the circle her sophomore year.

- Also participated in volleyball at Peshtigo, winning a conference championship on the court in her final prep season.

- Played travel softball for the Wisconsin Elite last summer, going undefeated in the circle.

- Spent 2009 competing for the Freedom travel squad. Guided coach Gunner Longsine's team to ASA 18U Class B runner-up honors.

PERSONAL HIGHLIGHTS

- Born Caitlin Jael Wenzel on Dec. 27, 1991.

- Daughter of John and Cindy Wenzel.

- Has a sister, Melissa Surk.

- Currently working on her pre-veterinary medicine coursework.





RACHAEL ZDEB 19

OF/INF | R-R | 5-9 | Fr. | HS
Shawnee, KS
(Shawnee Mission NW)

HIGH SCHOOL | CLUB HIGHLIGHTS

- Enjoyed an outstanding prep career playing for Mark Balderston at Shawnee Mission Northwest High School in Kansas.
- A three-time All-Sunflower League selection.
- Also earned three All-Sun County Team honors from the Johnson County Sun newspaper.
- Tabbed Most Valuable Player in the Missouri/Kansas All-Star Series.
- Earned second team All-Sunflower honors following her senior campaign.
- Put together a sensational junior campaign, setting the SMNW single-season records for hits (40) while batting .491 with seven doubles, two triples and a pair of home runs. She also drove in 31 runs while scoring 36 times on the year.
- Nabbed all-league and first team All-Sun County accolades for her accomplishments during the 2009 season.
- Batted .408 as a sophomore and contributed 43 runs while earning second team All-Sunflower League and All-Sun County.
- Hit .379 and drove in 12 runs while scoring seven more her freshman year.

- Earned a spot on Shawnee Mission Northwest's honor roll each year since she was a freshman.
- Also played volleyball and basketball prior to her senior season.
- Played travel softball with the Desoto Belles and coaches Greg Heinrich and Steve Fulk.
- Earned USSSA All-State accolades after hitting a Belles' single-season record .407 with 48 hits, 36 runs, 40 RBI, 12 home runs and 14 stolen bases.
- Compiled an .808 slugging percentage while reaching base at a .451 clip.
- Earned MVP honors at three ASA/NSA 18U tournaments.

PERSONAL HIGHLIGHTS

- Born Rachael Margaret Zdeb on Dec. 10, 1991, in Overland Park, Kan.
- Daughter of Joe and Diane Zdeb. Her father, Joe, played professional baseball for the Kansas City Royals.
- Has two brothers, Joey and Josh.
- Enrolled in pre-major studies.





MEET THE COACHES

STATE HEAD COACH JAY MILLER



BULLDOGS

JAY MILLER

Head Coach • Ninth Season
Illinois State '78

Utilizing a coaching model that emphasizes hard work, loyalty, enthusiasm, dedication to the classroom and a commitment on the playing field, Jay Miller has built a reputation as one of the most well-respected coaches in the sport of softball.

Beginning his ninth year as the head coach at Mississippi State, he has taken the Bulldogs to the postseason six times in his eight seasons at the helm.

The Illinois native enters the 2011 campaign, his 29th in the coaching ranks, needing 20 victories to become the 10th active Division I head coach, and 12th overall, to reach the 1,000-win plateau. His 980 career wins rank ninth among current NCAA Division I coaches and 17th among all coaches at the NCAA level.

In 2009 he became Mississippi State's all-time wins leader with a 4-3 win over Purdue on Feb. 13 in Tallahassee, Fla. Just days later, all of his hard work and dedication to the sport paid off when he was selected the head coach of the United States Women's National Team for the 2009-2011 coaching cycle.

Guiding a contingent that included Bulldog senior Chelsea Bramlett and former MSU all-American Courtney Bures, Miller continued the United States' dominance, claiming six gold medals in six tournaments, including an ISF World Championship, two World Cup of Softball titles, one Canada Cup and one Japan Cup.

His USA Softball selection came just a couple of months after he earned a distinguished place among fastpitch softball's coaching greats in the National Fastpitch Coaches Association Hall of Fame. Miller became just the third SEC head coach to be inducted into the annals, joining Yvette Girouard of LSU and former South Carolina coach Joyce Compton as part of the association's 18th class.

His induction into the hall capped a 2008 season that saw his Bulldogs finish with a 41-22 record, the second-most wins in school history, and set school records for batting average (.311) and stolen bases (126).

The '08 campaign also saw him reach a couple of personal milestones, as he won his 900th career game with a victory over Syracuse on Mar. 1 at the NFCA Leadoff Classic and coached his 1,500th career game on May 3 in a win against Arkansas.

In more than two decades of coaching softball at the Division I level at Missouri and Mississippi State, Miller has helped develop the talents of a plethora of players who have gone on to write their own success stories. Over the last 13 years, he has had the pleasure of mentoring 48 all-conference players, as well as 11 all-Americans. In addition, Miller has coached two players - Barb Wright at Missouri and Iyhia McMichael at MSU - to three different conference player of the year accolades. Since 1996, 42 players have secured conference player of the week laurels under Miller as well.

Through his first eight seasons in the third base box at MSU, 42 single-season school records have been set, and three players have earned Louisville Slugger/NFCA First-Team All-America honors a total of eight times.

Last season Chelsea Bramlett earned her

fourth-straight NFCA First Team All-America accolade, the first Bulldog and second player in SEC history to achieve the feat.

Bramlett was also named to the NFCA all-region team, giving Miller 10 players who have received the honor 16 collective times.

Bramlett also capped her stellar career by being named All-SEC for the fourth time in addition to a finalist USA Softball Player of the Year, the Lowe's Senior CLASS Award and the Honda Award for the top Division I softball player.

The Cordova, Tenn., native, a top-25 finalist in 2008 and a top-10 selection in 2009, became

THE MILLER FILE

FULL NAME: Charles Jay Miller

HIRE DATE: August 2, 2002

BIRTHDATE: May 25, 1956

EDUCATION: Completed International Studies Program at University of Grenoble (France) in 1975; Bachelor of Science in Psychology and Sociology at Illinois State University in 1978; Masters of Science in Education with emphasis in counseling and personnel services at Purdue University in 1979. ABD in Counseling Psychology

FAMILY: Wife - Lacy Lee Baker. The couple has a daughter, Nicole, 19.

COLLEGE COACHING EXPERIENCE: Head Coach at Purdue (1980-81); Assistant Coach at Missouri (1982-84); Head Coach at Missouri (1987-02); Head Coach at Mississippi State (2002-Present).

INTERNATIONAL COACHING EXPERIENCE: Pitching Coach for Netherlands Antilles at Pan Am Games (1987) and World Championships (1990); USA Softball National Team Selection Committee (1992-1996); Team Leader For USA Softball National Team at Pan American Qualifying Tournament (1994); USA National Team Coaching Staff (1997-present); Assistant Coach for USA Softball National Team at Pan American and World Championship qualifying tournament (1997); Head Coach for USA Blue National Team at Canada Cup and American Challenge Series (1999); Head Coach for USA Red National Team at US Cup (2001); Assistant Coach for USA Red National Team at Softball Shootout and Canada Cup (2001); Head Coach for USA Softball Elite Team at Canada Cup (2002-2004); Head Coach for USA Softball National Team at World University Games (2004); Assistant Coach for USA Softball National Team at Pacific Rim Sports Summit (June, 2005); Assistant Coach for USA Elite National Team at Canada Cup (June, 2005); Assistant Coach for USA Softball National Team at Intercontinental Cup (July, 2005); Assistant Coach for USA Softball World University Team (2006); Head Coach for USA Softball Junior National Team at Pan American Qualifier (2006-2007); Head Coach for USA Junior World Championships - gold medal (2007); Head Coach for USA National Team at Canada Cup - gold medal (2009); Head Coach for USA National Team at World Cup of Softball - gold medal (2009); Head Coach for USA National Team at Japan Cup - gold medal (2009); Head Coach for USA National Team at ISF World Championship - gold medal (2010); Head Coach for USA National Team at World Cup of Softball - gold medal (2010); Head Coach of USA National Team at Japan Cup - gold medal (2010).



the third Bulldog to be named to the USA Softball list under his guidance. Iyhia McMichael was named a top-10 finalist for USA Softball Player of the Year during his first season in Starkville. The next season, she finished in the top three for the prestigious award after becoming the school's second multiple-time first team all-American.

Miller's first season also saw the Bulldogs go 34-30 and earn their second-consecutive NCAA postseason berth - the first time the Maroon and White achieved consecutive NCAA Regional bids. Furthermore, Mississippi State broke or tied eight team single-season records in his first campaign in Starkville, then shattered two more the following season.

Even with all of the on-field success in his nine years, Miller's squads have enjoyed just as much success in the classroom. The 2010 Dawgs led MSU's female teams in the spring with a school-record 3.48 GPA that bettered the previous mark set by the squad during the fall. That team had 10 players named NFCA All-America Scholar-Athlete, tying the 2008 squad for the school record and giving Miller 59 honorees in his eight seasons. That 2008 edition posted the eighth-highest grade-point average in Division I softball and had 14 players earn academic honors from the SEC. The Bulldogs had 15 earn SEC academic honors last season, giving MSU 85 under Miller and a league-best 129 going back to 1999. Since 1985, Miller has had 133 conference academic honor roll picks.

Through his first eight seasons with the Bulldogs, Miller has seen two players earn ESPN/CoSIDA Academic All-America of the Year. Bramlett earned the honor amid her accolade-filled 2010 season, while Kate Jaspers won the award in 2004. Both were multiple-time academic all-Americans as five Bulldogs received the honor eight times under Miller's guidance.

Success in Starkville is nothing new for Miller, as it has followed him at every stop of his coaching career. Having posted winning records in all but three of his 28 seasons as a head coach, Miller has coached his teams to 40+-win seasons on eight occasions, with the 2004 version of the Bulldogs falling just one victory shy of number nine. His 1986 Oklahoma City squad turned in an eye-popping 50-win campaign as the Stars compiled a 50-26 mark en route to a national runner-up finish.

His success on the collegiate stage helped build an international résumé that culminated with being selected the USA National Team head coach in 2009. His journey to the position started during the 1992-96 quadrennium when he served on the National Team selection committee that would, ultimately, be in charge of choosing the inaugural USA Softball team to compete in the 1996 Olympics in Atlanta.

He has gone on to serve in various capacities with the organization, including head coaching stints of the USA Red squad that captured gold at the 2001 U.S. Cup and the USA Elite team that took home the 2003 Canada Cup championship after claiming runner-up honors the previous year. He also was an assistant coach for the USA National Team in gold medal runs at both the Pacific Rim Sports Summit and the Intercontinental Cup in 2004. He served on the coaching staff of the USA Elite squad in its run to a silver medal at the 2005 Canada Cup, and the 2006 World University squad, including Bures, that won the gold medal in Taiwan. The 2007 slate saw him skipper the United States Junior National Team to the gold medal at the Junior World Championships in The Netherlands after the squad posted a perfect 10-0 mark in the qualifier the previous fall.

"Coaching with USA Softball has helped tremendously because you are working not only with the best coaches in the United States, but the top in the world also," he said. "It has enabled me to exchange ideas and talk about what works and what doesn't work. That's a continual process. You do that each time."

That interaction with some of the top names in the sport not only helped him in Starkville, but also during his 15-year





tenure as the head coach at Missouri. There, he led the Tigers to a pair of Women's College World Series appearances in 1991 and 1994, five NCAA Regional appearances and compiled a 556-309 overall record. In 1991 and 1997, his squads won the overall league championship and, on three occasions, his squads have taken the league tournament title.

No stranger to success, one would think that Miller would have to have at least one favorite coaching moment in his first 27 seasons of coaching fastpitch softball.

"I don't really have a favorite moment," he said. "Every year you have a favorite moment and every year you have memorable moments - from teams that went to the World Series, to the Olympic team when they won the first gold medal, to the national team programs and the things that they have done.

"Even years when you don't win as many games as you would like, you still have memorable moments. You still have kids that you live and die for everyday in practice and every game that they go out there and play."

The enthusiastic mentor, who turns 55 on May 25, has had his share of successes over the years. His is a résumé that includes a handful of conference and region coaching

honors, as well as team successes such as Women's College World Series and top 10 appearances, and international experiences in several countries, as well as on U.S. soil.

But, when it is all said and done, Miller still remains humble, each day arriving in his office well before many of his colleagues to plan out the day's, and sometimes the week's, agenda.

"In whatever you do, you're only going to get out what you put in," Miller said. "That's a key to understand and we want kids with that kind of work ethic and that kind of dedication."

Miller's devotion carries him into his 29th season as a Division I head coach and his ninth year at Mississippi State – a job that he took the reigns of towards the end of July, 2002. Since then, he has become comfortable with a team that, he knows, will give him some more of those memorable moments he so cherishes.

"I think that there is tremendous potential here at Mississippi State," Miller said. "You have an administration that is supportive and wants you to be successful and provides you with the resources so that you can be successful."

"I think there are some tremendous athletes overall in the South. If you look at the states in which the SEC encompasses, they haven't had a lot of experience playing fastpitch softball, but they are getting more and more."

Unlike some of his counterparts in other sections of the United States, Miller was a ball fan of a different type growing up. With the Aurora Seal Masters – winners of the first two-ever world titles in men's fastpitch softball – training nearby, the young Miller often found himself emulating a star pitcher throwing out of a circle, rather than off of a mound.

His experiences as a fastpitch player on the men's major level towards the end of his high school and throughout his college careers, unexpectedly, helped move him into the coaching world when he was completing his master's work at Purdue. Although

MILLER'S RAP SHEET

Player Accomplishments Since 1985

All-America Selections	32
All-Region Selections	46
Conference Player of the Year Honors	3
All-Conference Recipients	47
All-SEC Recipients	18
All-Conference Tournament Recipients	19
All-SEC Tournament Recipients	2
NCAA Regional all-tournament honors	8
Conference Weekly Honors	88
SEC Players/Pitchers/Freshmen of the Week	13
Pro Softball Draftees	8
Academic All-Americans	46
Academic All-District selections	26
Conference Academic Honorees	159
SEC Academic Honorees	100

MILLER'S COACHING CAREER

29th Season Overall (Ninth at MSU)

Season	School	W-L	Pct.
1980	Purdue	13-10	.565
1981	Purdue	16-11	.593
1985	Oklahoma City	28-32	.467
1986	Oklahoma City	50-26	.658
1987	Oklahoma City	46-27	.630
1988	Missouri	44-18	.710
1989	Missouri	35-22	.614
1990	Missouri	30-14	.682
1991	Missouri	*39-14	.736
1992	Missouri	41-14	.745
1993	Missouri	31-18	.633
1994	Missouri	40-23	.635
1995	Missouri	47-19	.712
1996	Missouri	31-22	.585
1997	Missouri	*47-16	.746
1998	Missouri	36-20	.643
1999	Missouri	41-21	.661
2000	Missouri	34-27	.557
2001	Missouri	31-28	.525
2002	Missouri	29-33	.468
2003	Mississippi State	34-30	.531
2004	Mississippi State	39-26	.600
2005	Mississippi State	35-31	.530
2006	Mississippi State	33-28	.541
2007	Mississippi State	35-27	.565
2008	Mississippi State	41-22	.651
2009	Mississippi State	28-28	.500
2010	Mississippi State	26-29	.473

Totals	Yrs	Record	Pct.
at Purdue	2	29-21	.580
at Oklahoma City	3	124-85	.562
at Missouri	15	556-309	.643
at Mississippi State	8	271-221	.551
Totals	28	980-636	.606

* - Conference Champions

OKLAHOMA CITY (1984-1987)

- 1986 NAIA National Runner-Up
- 1987 NAIA National Championships (4th)
- 1987 Southwest Region Coach of the Year
- 1986, 1987 District IX Coach of the Year

MISSOURI (1988-2002)

- 1990, 1991 Big Eight Coach of the Year
- 1991 Big Eight Champions
- Women's College World Series: 1991, 1994
- NCAA Regionals: 1991, 1994, 1995, 1997, 1999
- 1994, 1997 Midwest Region Coach of the Year
- 1997 Big 12 Champions
- 1997 Big 12 Tournament Champions
- 1997 Big 12 Coach of the Year

MISSISSIPPI STATE (2003-Present)

- NCAA Regionals: 2003-2005, 2007, 2008-2009





dead set on a career in psychology or counseling, Miller found himself taking on pitching coach (and later head coach) duties for the Purdue women's club team in the late 70's.

"I never really thought about coaching," he said. "The faculty sponsor of Purdue's women's club team asked me if I would come out and help him with the pitchers because I told him that I had played a lot and so I did. That was in August. In October, he resigned and the players asked me if I would be their coach."

Just more than three years following his informal introduction to the coaching world, Miller took on his first full-time coaching duties as an assistant at Missouri where, years later, he would eventually make a big name for himself. While in Columbia under coach Joyce Compton, he served primarily as the pitching coach as Missouri rattled off an impressive 107-51 record and won one conference championship, made two NCAA Regional appearances and an appearance in the 1983 Women's College World Series.

He received his first head coaching stint in 1984 as skipper of now-NAIA powerhouse Oklahoma City who, at the time, were Division I and looked to harvest recruits that state-powerhouses Oklahoma and Oklahoma State would grow to envy. Miller coached the Chiefs one season at the Division I level before starting Oklahoma City's dominance in the NAIA with a pair of top-five finishes (2nd in 1986, 4th in 1987) in his final two seasons with the team, both of which produced District IX Coach of the Year accolades. His team's 1987 achievements earned him Southwest Region Coach of the Year honors.

"In March, during the first year that I was there, they announced that they were going to change to the NAIA the following year," said Miller of the surprise move. "I coached there for three years and we were very successful before I had an opportunity to go back to Missouri."

Although his coaching career in the Sooner state officially came to a close when he accepted the offer to become Missouri's sixth head coach in 1987, Miller was still reaping the

benefits of the hard work in his career. While in Oklahoma City, the site of the Amateur Softball Association's Hall of Fame, he developed close contacts while working with the ASA that allowed him to draw his first international experience as a pitching coach for Netherlands Antilles in the 1987 Pan Am Games in Indianapolis.

Months later, he returned to Columbia, Mo., to find a program much different than when he left three years prior. While Mizzou had accumulated a .677 winning percentage during Miller's stay as an assistant coach, the program had struggled since, going 89-72 (.553) from 1984-1987, including a 14-18 mark the season prior to Miller's rehiring.

"It was really an opportunity to build, or to rebuild, the program there," said Miller of the opportunity to return to his roots, of sorts. "That's what we worked on doing. We went out and worked hard and tried to bring some players in that could compete at the top level, and we got back to the World Series in four years."

However, the Tigers flirted with greatness immediately, capturing either second or third in the Big Eight over the next three years before reeling off a 39-14 record in 1991 en route to both the conference regular season and tournament championships, as well as a fifth-place finish in the Women's College World Series. The transformation struck gold for Miller as well, as he was decorated with his second-straight Big Eight Coach of the Year laurels.

Miller continued his work towards greatness the following season as he led Mizzou to its second 40-win season since taking over the program (44-18 in 1988) and its best season since 1981, then churned out a 31-18 clip the following season despite losing six starters to graduation. In 1994, the Tigers finished seventh at the WCWS after filing a 40-23 record, then turned in a school-record 47 wins the following season on the way to their second-straight trip to the NCAA postseason.

Two years later, 10 years to the date following his being named Missouri's skip-

per, Mizzou went the distance in the conference and conference tournament for the fourth time in school history, achieving the program's best record since 1983 (47-16) and securing its fourth postseason appearance under his direction. The run earned Miller his third conference coaching honor and his first such accolade in the Big 12.

"The awards mean that you have good players," he said. "It is a reflection on the team and the kind of work and effort and commitment that your players put in and the dedication that they have to your program."

Over the next four years, his Missouri teams finished each season with no less than 30 victories, making its fifth appearance in the NCAA Regionals with a 41-21 clip in 1999. Having reeled off a 556-309 record in 15 seasons as head coach of the Black and Gold, he parted ways with Columbia following the 2002 campaign to take over the reigns of the Maroon and White.

In addition to his coaching prowess, Miller is a leading authority on softball technology, having written more than 30 articles for professional publication. He most recently authored a chapter entitled "Offensive Strategy" for The Softball Coaching Bible, published by Human Kinetics Press in 2002.

Miller has also developed five softball skills videotapes that are marketed internationally. He is also considered one of the top softball clinicians in the world, having conducted more than 100 camps and clinics in the United States, Netherlands Antilles, Italy, Czech Republic, Holland, France and Malaysia.

He began his educational career at the University of Grenoble in Grenoble, France, completing his international studies program there before obtaining his Bachelor's of Science Degree in Psychology and Sociology from Illinois State in Normal, Ill., in 1978. He completed his Master's Degree in Education with an emphasis in counseling and personnel services at Purdue University in 1979.

Miller and wife Lacy Lee Baker, Executive Director of the National Fastpitch Coaches Association, have one daughter, Nicole (3-30-91), who is a sophomore softball player at Lake Forest College in Illinois.

WINNINGEST ACTIVE COACHES

*NCAA Division I Coaches (By Victories)

Coach, Current Team	Yrs	Record
1. Margie Wright, Fresno St.	31	1,386-500-3
2. Yvette Girouard, LSU	30	1,245-403-1
3. Mike Candrea, Arizona	23	1,229-259-2
4. Carol Hutchins, Michigan	27	1,179-412-4
5. Elaine Sortino, Massachusetts	31	1,100-451-6
6. Eugene Lenti, DePaul	29	1,061-512-6
7. Diane Ninemire, California	23	1,014-496-0
8. Margo Jonker, Central Michigan	31	1,007-599-5
9. JAY MILLER, MISSISSIPPI ST.	28	980-636-0
10. Donna Papa, North Carolina	27	977-533-5
11. Ralph Weekly, Tennessee	23	966-331-2
12. Bob Brock, Sam Houston St.	25	959-554-1
13. Jo Evans, Texas A&M	25	858-481-2
14. Melinda Fischer, Illinois St.	27	840-566-4
15. Lana Richmond, SE Missouri St.	28	802-583-2



ASSOCIATE HEAD COACH ANNIE SMITH



BULLDOGS

ANNIE SMITH

Assoc. Head Coach • Ninth Season
Grinnell College '95

Associate Head Coach Annie Smith enters her 15th year as a collegiate softball coach, her ninth season at Mississippi State and her 15th as an assistant to head coach Jay Miller, officially joining the Bulldog staff on Aug. 26, 2002.

Smith's duties include, but are not limited to, hitting and defense instruction, recruiting coordination, administration and practices, travel coordination, camp co-direction, assistance in the implementing of MSU Softball's strength/conditioning program, and assisting in the fundraising and promotion of the program.

"Annie is crucial to our success," Miller said. "Annie has been with me for the last 15 years and knows what I want from our team practice-wise, on-the-field and off-the-field. She is a certified strength and conditioning coach who does a good

job of making sure our players are in the shape that they need to be in order to compete at this level.

"I've seen her really progress as a coach over the years. She's done a great job being in every aspect of coaching, and I think she is a big plus for our ballclub."

Smith's formal introduction to Miller came during the 1995-96 year when she volunteered helping in various aspects of the Missouri program. The next year, she served as a regular staff member at Missouri's softball camps and clinics and as a graduate teaching assistant in the Missouri Health and Exercise Sciences department. In July of 1996, she was hired full time as a graduate assistant coach on Miller's staff, where she was involved in all phases of the Black and Gold program, including the upkeep and maintenance of the Missouri softball stadium.

"I feel very fortunate to have had the opportunity to work alongside coach Miller," Smith said. "He has given me the opportunity to mature and grow as a coach, and I am very appreciative of all that I have learned."

Since joining Miller's staff full time, Smith has also been instrumental in fundraising efforts for both the Missouri and Mississippi State softball programs, including organizing the Diamond Club, volunteer work in the community, speaking to groups and running clinics to promote the sport and the University and designing newsletters and websites.

Smith is also instrumental in keeping track of all Mississippi State softball alumni and contacting them for future annual Fall Alumni games and Alumni Recognition Days in the Spring. In addition, she writes, edits and produces the Bulldog Diamond Club newsletter which is then distributed to all members of the

Mississippi State Softball Diamond Club.

"Annie is as much a part of this program as I am," Miller said. "She is a tireless worker and the glue that holds everybody together around here. She has developed into an outstanding hitting coach and does a good job developing our young hitters. She is a big reason for our success."

A three-year player at Grinnell College in Grinnell, Iowa, Smith earned Most Improved honors in 1993. Primarily a second and third baseman for the Pioneers, she was elected team co-captain prior to her senior season.

Smith received her Bachelor of Arts degree in History and Psychology from Grinnell in 1995. While at Missouri, she completed her coursework for a Masters of Education degree in Health and Exercise Sciences with an emphasis in Sports Psychology in 2002 while maintaining a 3.85 cumulative GPA.

"I enjoy being able to work with some of the best players and coaches in the nation day after day," Smith said. "Having the opportunity to see players grow on and off the field as they apply their experiences of playing softball to everyday life makes my job very enjoyable."

The daughter of Robin and Carolyn Smith of College Station, Texas, was born July 22, 1974, in Pasadena, Calif. Her hobbies include softball, reading, working out and shopping. Smith is currently single.

THE SMITH FILE

FULL NAME: Adrianna L. Smith

HIRE DATE: August 26, 2002

BIRTHDATE: July 22, 1974

EDUCATION: Bachelor of Arts in History and Psychology at Grinnell College in 1995; Masters of Education in Health and Exercise Science with an emphasis in Sports Psychology at Missouri in 2002; NSCA Certified Strength and Conditioning coach.

FAMILY: Daughter of Robin and Carolyn Smith of College Station, Texas ... Native of Manhattan, Kansas

COACHING EXPERIENCE: Graduate Assistant Coach at Missouri (1996-99); Assistant Coach at Missouri (1999-02); Assistant Coach at Mississippi State (2002-Present).

COACHING PHILOSOPHY: To create an environment where every athlete can reach their greatest potential both on and off the field. I want our players to develop a deep sense of pride in the program and be able to leave knowing they had one of the greatest experiences of their life and be able to apply those experiences as they move on.





B
U
L
L
D
O
G
S

ALAN COLGLAZIER

Assistant Coach • First Season
Southern Colorado '74

Mississippi State added another Hall of Famer to its staff in October as Alan Colglazier, one of the top pitchers in the men's fastpitch game, joined the Bulldog coaching staff.

Colglazier will work with the Mississippi State pitchers and catchers in addition to recruiting, camp administration, practices and equipment maintenance.

The Pueblo, Colo., native has worked extensively mentoring young hurlers at the high school and collegiate levels. His expertise in the circle comes firsthand following a career of over 20 years as one of the world's top pitchers in the men's game.

In addition to being inducted into his hometown's hall of fame, Colglazier's outstanding playing credentials landed him an induction into Colorado's ASA Hall of Fame and the International Softball Congress Hall of Fame in 1994.

Colglazier brings a highly-decorated résumé

to Mississippi State after most recently opening his own instruction academy — Planet Fastpitch — to mentor aspiring players.

Colglazier takes joy in being able to pass along the skills he learned on the field. He makes the move to mentoring pitchers in the collegiate game after he spent a decade preparing the hurlers at Centennial High School for the collegiate level.

During his tenure at CHS, he guided the Bulldogs to four of the program's eight state tournament appearances. In his first season at the school, his squad won its opening-round game before falling in the quarterfinals.

The following year, the team rode the momentum of that appearance and defeated Cheyenne Mountain and Windsor before suffering a two-run setback to Berthoud in the 4A semifinal.

The success continued in 2001, with the squad advancing to a second-straight state semifinal showing. His teams constantly performed well in the district and region, and in his last season at the helm, he guided Centennial back to the state tournament.

Colglazier's collegiate experience came in the 1996-97 year as he served as interim head coach for NCAA Division II member Southern Colorado (now Colorado State University-Pueblo).

He made his mark on the program in his lone season at the helm, coaching the Thunderwolves to the program's first winning season in the Rocky Mountain Athletic Conference.

He also coached Timmi-Jo Miller — one of the top players in Southern Colorado history — to first-team, All-Rocky Mountain Athletic Conference honors.

Colglazier became the interim coach at Southern Colorado four years after returning to his home state following a couple of seasons at Kingman Junior High School in Arizona.

Prior to the trek from the mountains to the desert, Colglazier spent five years coaching at Pueblo East High School. In his five seasons, he led the Eagles to state tournament appearances in 1991 and 1992.

A 1974 graduate of Southern Colorado in physical education, Colglazier was considered one of the top pitchers in the world during the prime of his playing career.

Colglazier pitched all over the world, earning over 350 awards and honors for his efforts in the circle. During his 20-year playing career, he competed in 18 World Tournaments and earned four All-World honors (1980, 1983, 1985 and 1986) in addition to his hall of fame accolades. He also was named an All-American Pitcher six times by the ASA.

In 1980, Colglazier not only pitched, but coached, the Aurora (Ill.) Home Savings squad to the International Softball Congress World Championship, earning first-team All-World pitcher honors after going 3-0 and striking out 26 while allowing just two earned runs over 20.2 innings.

That same year he won a silver medal at the 1980 National Sports Festival. Two years later, he had the opportunity to represent the United States at the 1982 Pan-Am Games. He added another national championship to his résumé in 1983 when he served as pitcher and coach in winning the Canadian National Championship.

Colglazier ended his stellar playing career ranked ninth in ISC World Championship starts and 10th in appearances. During that 20-year span he also won 30 games, placing him in the top 20 all-time.

THE COLGLAZIER FILE

FULL NAME: Alan E. Colglazier

HIRE DATE: October 23, 2010

BIRTHDATE: May 28, 1951

EDUCATION: Bachelor of Arts in Physical Education at the University of Southern Colorado in 1974.

COACHING EXPERIENCE: Head Coach for boys freshman basketball at Centennial High School (1989-90); Head Coach for softball and basketball at East High School (1988-92); Head Coach in softball and basketball at Kingman (Ariz.) Junior High School (1991-92); Head Coach for softball, basketball and track at Risley Middle School (1993-96); Interim Head Coach at the University of Southern Colorado (1996-97); Head Coach for softball and basketball at Centennial High School (1999-2008); Owner of Planet Fastpitch Softball Academy.

HOBBIES: Going to movies, working out and staying fit, playing golf, attending Mississippi State athletic events, listening to music and a good day of shopping at the mall.

COACHING PHILOSOPHY: To make softball a memorable and rewarding experience for my players. I believe that coaches and players should value the integrity of the game. I want my players to promote the game in a positive manner, and at the end of the day, I want to be able to say that I did the best that I could do.





Richard
AKINS
Strength Coach



Nikki
ARELLANA
Student Manager



Jay
BAILEY
Student Manager



Alison
BARNES
Student Manager



Addy
BROWN
Strength Coach



Ann
CARR
Softball Administrator



Ashly
HOWLEY
Athletic Trainer



Lynda
MOORE
Academic Counselor



Michelle
SCRIVENER
Administrative Asst.



Shaun
TAYLOR
Game Operations



Chad
THOMAS
Marketing



Brock
TURNIPSEED
Media Relations



2011 OPPONENTS

Illinois-Chicago Flames

February 11 | Las Vegas, Nev.
February 13 | Las Vegas, Nev.

UNIVERSITY INFORMATION

Location..... Chicago, Ill.
Enrollment 27,309
Chancellor Paula Allen-Meares
Nickname..... Flames
Colors Fire Engine Red and Navy Blue
Conference Horizon League
Field Flames Field
Capacity..... 500

SOFTBALL INFORMATION

Head Coach..... Michelle Venturella
2010 Record 22-35
2010 Conference Record 15-9 (3rd)
2010 Final Rank NR
Starters Returning/Lost
..... 7/2 Position, 3/0 Pitchers
Letterwinners Returning/Lost 13/2
Series Record MSU leads 2-0
Last Meeting
..... MSU 4-1, 2/22/03 in Las Cruces, N.M.

MEDIA INFORMATION

Softball Contact Zoe Kind
Office Phone 312-413-9340
E-Mail zkind@uic.edu
Website www.uicflames.com

UNLV Rebels

February 11 | Las Vegas, Nev.

UNIVERSITY INFORMATION

Location..... Las Vegas, Nev.
Enrollment 29,000
President Dr. Neal Smatresk
Nickname..... Rebels
Conference..... Mountain West
Field Eller Media Stadium
Capacity..... 770

SOFTBALL INFORMATION

Head Coach..... Pete Manarino
2010 Record 33-20
2010 Conference Record 10-5 (3rd)
2010 Final Rank NR
Starters Returning/Lost
..... 3/6 Position, 3/0 Pitchers
Letterwinners Returning/Lost 12/10
Series Record UNLV leads 2-1
Last Meeting
..... UNLV 2-0, 2/23/01 in Las Vegas, Nev.

MEDIA INFORMATION

Softball Contact Jeffrey Seals
Office Phone 702-895-3134
E-Mail jeff.seals@unlv.edu
Website www.unlvrebels.com

Washington Huskies

February 12 | Las Vegas, Nev.

UNIVERSITY INFORMATION

Location..... Seattle, Wash.
Enrollment 42,000
President Dr. Phyllis Wise
Nickname..... Huskies
Colors Purple & Gold
Conference..... Pacific-10
Field Husky Softball Stadium
Capacity..... 1,500

SOFTBALL INFORMATION

Head Coach..... Heather Tarr
2010 Record 50-9
2010 Conference Record 17-4 (1st)
2010 Final Rank 5th
Starters Returning/Lost
..... 6/3 Position, 2/2 Pitchers
Letterwinners Returning/Lost 9/4
Series Record Washington leads 3-1
Last Meeting
..... Washington 8-1, 3/4/06 in Waco, Texas

MEDIA INFORMATION

Softball Contact Jeff Bechthold
Office Phone 206-685-3119
E-Mail alyssanc@uw.edu
Website www.GoHuskies.com

UC Riverside Highlanders

February 12 | Las Vegas, Nev.

UNIVERSITY INFORMATION

Location..... Riverside, Calif.
Enrollment 20,510
Chancellor Timothy P. White
Nickname..... Highlanders
Colors Blue and Gold
Conference..... Big West
Field Amy S. Harrison Field
Capacity..... 750

SOFTBALL INFORMATION

Head Coach..... Connie Miner
2010 Record 22-32
2010 Conference Record 7-14 (7th)
2010 Final Rank NR
Starters Returning/Lost
..... 8/1 Position, 2/2 Pitchers
Letterwinners Returning/Lost 14/2
Series Record MSU leads 1-0
Last Meeting
..... MSU 8-0 (5), 2/9/08 in Palm Springs, Calif.

MEDIA INFORMATION

Softball Contact Lauren Kane
Office Phone 951-827-4571
E-Mail lauren.kane@ucr.edu
Website www.gohighlanders.com

Louisiana Tech Lady Techsters

February 18 | Starkville, Miss.

UNIVERSITY INFORMATION

Location..... Ruston, La.
Enrollment 10,600
President Dr. Dan Reneau
Nickname..... Lady Techsters
Colors Red and Blue
Conference..... Western Athletic
Field Lady Techster Softball Complex
Capacity..... 1,000

SOFTBALL INFORMATION

Head Coach..... Sarah Dawson
2010 Record 26-21
2010 Conference Record 11-9 (4th)
2010 Final Rank NR
Starters Returning/Lost 6/4
Letterwinners Returning/Lost 9/11
Series Record Louisiana Tech leads 9-6
Last Meeting
..... MSU 5-2, 3/10/08 in Starkville, Miss.

MEDIA INFORMATION

Softball Contact Malcolm Butler
Office Phone 318-257-3144
E-Mail mbutler@latech.edu
Website www.latechsports.com

Butler Bulldogs

February 19 | Starkville, Miss.

UNIVERSITY INFORMATION

Location..... Indianapolis, Ind.
Enrollment 4,200
President Dr. Bobby Fong
Nickname..... Bulldogs
Colors Blue and White
Conference..... Horizon League
Field Butler Softball Field
Capacity..... 500

SOFTBALL INFORMATION

Head Coach..... Scott Hall
2010 Record 36-19
2010 Conference Record 11-11 (5th)
2010 Final Rank NR
Starters Returning/Lost
..... 5/3 Position, 5/1 Pitchers
Letterwinners Returning/Lost 15/5
Series Record Never Met
Last Meeting
..... N/A

MEDIA INFORMATION

Softball Contact Jim McGrath
Office Phone 317-940-9414
E-Mail jmcgrath@butler.edu
Website www.butlersports.com

Southern Illinois Salukis

February 19 | Starkville, Miss.

UNIVERSITY INFORMATION

Location..... Carbondale, Ill.
Enrollment 20,037
President Rita Cheng
Nickname..... Salukis
Colors Maroon and White
Conference..... Missouri Valley
Field Charlotte West Stadium
Capacity..... 502

SOFTBALL INFORMATION

Head Coach..... Kerri Blaylock
2010 Record 38-20
2010 Conference Record 20-5 (1st)
2010 Final Rank NR
Starters Returning/Lost
..... 7/3 Position, 3/0 Pitchers
Letterwinners Returning/Lost 13/5
Series Record MSU leads 4-2
Last Meeting
..... MSU 4-3, 2/17/08 in Starkville, Miss.

MEDIA INFORMATION

Softball Contact..... Megan Kramper
Office Phone 618-453-7236
E-Mail megkramper@siu.edu
Website..... www.SIUSalukis.com

Southern Mississippi Golden Eagles

February 23 | Starkville, Miss.
April 6 | Madison, Miss.

UNIVERSITY INFORMATION

Location..... Hattiesburg, Miss.
Enrollment 15,000
President Dr. Martha D. Saunders
Nickname..... Golden Eagles
Colors Black and Gold
Conference..... Conference USA
Field Southern Miss Softball Complex
Capacity..... 1,000

SOFTBALL INFORMATION

Head Coach..... Howard Dobson
2010 Record 25-28
2010 Conference Record 7-17 (8th)
2010 Final Rank NR
Starters Returning/Lost
..... 4/4 Position, 3/0 Pitchers
Letterwinners Returning/Lost 12/5
Series Record MSU leads 29-11
Last Meeting
..... MSU 14-4, 3/17/10 in Hattiesburg, Miss.

MEDIA INFORMATION

Softball Contact..... Shirley Hill
Office Phone 601-266-4506
E-Mail shirley.jones-hill@usm.edu
Website..... www.SouthernMiss.com

Bowling Green Falcons

February 25 | Kennesaw, Ga.

UNIVERSITY INFORMATION

Location..... Bowling Green, Ohio
Enrollment 17,000
President Dr. Carol A. Cartwright
Nickname..... Falcons
Colors Orange and Brown
Conference..... Mid American (East)
Field Meserve Softball Field
Capacity..... 300

SOFTBALL INFORMATION

Head Coach..... Shannon Salsburg
2010 Record 13-29
2010 Conference Record 9-14 (4th)
2010 Final Rank N/A
Starters Returning/Lost 8/2
Letterwinners Returning/Lost 10/2
Series Record MSU leads 2-0
Last Meeting
..... MSU 6-1, 3/5/06 in Waco, Texas

MEDIA INFORMATION

Softball Contact..... Jason Knavel
Office Phone 419-372-7075
E-Mail jknavel@bgsu.edu
Website..... www.BGSUFalcons.com

Mercer Bears

February 25 | Kennesaw, Ga.

UNIVERSITY INFORMATION

Location..... Macon, Ga.
Enrollment 8,200
President William D. Underwood
Nickname..... Bears
Colors Orange and Black
Conference..... Atlantic Sun
Field Sikes Field
Capacity..... 400

SOFTBALL INFORMATION

Head Coach..... Mike Raynor
2010 Record 25-30
2010 Conference Record 7-13 (9th)
2010 Final Rank NR
Starters Returning/Lost
..... 7/4 Position, 6/0 Pitchers
Letterwinners Returning/Lost 17/4
Series Record MSU leads 2-0
Last Meeting
..... MSU 5-3, 2/24/08 in Macon, Ga.

MEDIA INFORMATION

Softball Contact..... Jeff Graham
Office Phone 478-301-5209
E-Mail graham_jm@mercer.edu
Website..... www.MercerBears.com

Georgia State Panthers

February 26 | Kennesaw, Ga.

UNIVERSITY INFORMATION

Location..... Atlanta, Ga.
Enrollment 31,000
President Dr. Mark P. Becker
Nickname..... Panthers
Colors Blue and White
Conference..... Colonial Athletic Association
Field Bob Heck Field
Capacity..... 500

SOFTBALL INFORMATION

Head Coach..... Bob Heck
2010 Record 37-19
2010 Conference Record 14-7 (2nd)
2010 Final Rank NR
Starters Returning/Lost
..... 5/4 Position, 3/2 Pitchers
Letterwinners Returning/Lost 13/7
Series Record MSU leads 2-0
Last Meeting
..... MSU 2-0, 3/28/86 in Starkville, Miss.

MEDIA INFORMATION

Softball Contact..... Russell Dorn
Office Phone 404-413-4034
E-Mail athrjd@langate.gsu.edu
Website..... www.GeorgiaStateSports.com

Kennesaw State Owls

February 26 | Kennesaw, Ga.

UNIVERSITY INFORMATION

Location..... Kennesaw, Ga.
Enrollment 22,389
President Dr. Dan Papp
Nickname..... Owls
Colors Black and Gold
Conference..... Atlantic Sun
Field Bobby Bailey Athletic Complex
Capacity..... 1,032

SOFTBALL INFORMATION

Head Coach..... Scott Lipsky
2010 Record 27-26
2010 Conference Record 11-9 (T-4th)
2010 Final Rank NR
Starters Returning/Lost
..... 3/4 Position, 4/0 Pitchers
Letterwinners Returning/Lost 11/6
Series Record Series tied 1-1
Last Meeting
..... Kennesaw St. 4-0, 2/6/09 in Starkville, Miss.

MEDIA INFORMATION

Softball Contact..... Scott Lipsky
Office Phone 678-797-2192
E-Mail slipsky@kennesaw.edu
Website..... www.ksuowls.com

Purdue Boilermakers

February 27 | Kennesaw, Ga.

UNIVERSITY INFORMATION

Location..... West Lafayette, Ind.
Enrollment 39,697
President France A. Cordova
Nickname..... Boilermakers
Colors Old Gold and Black
Conference..... Big Ten
Field Varsity Softball Complex
Capacity..... 1,000

SOFTBALL INFORMATION

Head Coach..... Kim Maher
2010 Record 27-27
2010 Conference Record 8-10 (6th)
2010 Final Rank NR
Starters Returning/Lost
..... 5/5 Position, 3/0 Pitchers
Letterwinners Returning/Lost 9/6
Series Record MSU leads 3-0
Last Meeting
..... MSU 4-3, 2/13/09 in Tallahassee, Fla.

MEDIA INFORMATION

Softball Contact..... Wendy Mayer
Office Phone 765-494-3919
E-Mail wbroker@purdue.edu
Website www.purduesports.com

UAB Blazers

March 1 | Birmingham, Ala.

UNIVERSITY INFORMATION

Location..... Birmingham, Ala.
Enrollment 17,543
President Dr. Carol Garrison
Nickname..... Blazers
Colors Forest Green and Old Gold
Conference..... Conference USA
Field UAB Softball Field
Capacity..... 350

SOFTBALL INFORMATION

Head Coach..... Marla Townsend
2010 Record 37-22
2010 Conference Record 15-9 (4th)
2010 Final Rank NR
Starters Returning/Lost
..... 7/2 Position, 3/0 Pitchers
Letterwinners Returning/Lost 16/2
Series Record MSU leads 12-1
Last Meeting
..... MSU 6-2, 2/14/10 in Starkville, Miss.

MEDIA INFORMATION

Softball Contact..... Sarah Fitzpatrick
Office Phone 205-934-0724
E-Mail sfitzpa3@uab.edu
Website www.UABsports.com

Memphis Tigers

March 4 | Starkville, Miss.

UNIVERSITY INFORMATION

Location..... Memphis, Tenn.
Enrollment 23,031
President Dr. Shirley Raines
Nickname..... Tigers
Colors Blue and Gray
Conference..... Conference USA
Field Tiger Softball Complex
Capacity..... 275

SOFTBALL INFORMATION

Head Coach..... Windy Thees
2010 Record 25-26
2010 Conference Record 8-15 (7th)
2010 Final Rank NR
Starters Returning/Lost
..... 8/1 Position, 3/1 Pitchers
Letterwinners Returning/Lost 16/3
Series Record Never Met
Last Meeting
..... N/A

MEDIA INFORMATION

Softball Contact..... Mark Taylor
Office Phone 901-678-5294
E-Mail mtaylor16@memphis.edu
Website www.GoTigersGo.com

Mississippi Valley St. Delta Devilettes

March 5 | Starkville, Miss.
April 12 | Itta Bena, Miss.
April 19 | Starkville, Miss.

UNIVERSITY INFORMATION

Location..... Itta Bena, Miss.
President Dr. Donna H. Oliver
Nickname..... Delta Devilettes
Colors Forest Green and White
Conference..... Southwestern Athletic
Field MVSU Softball Complex
Capacity..... 1,000

SOFTBALL INFORMATION

Head Coach..... Lee Smith
2010 Record 27-23
2010 Conference Record 13-3 (1st Eastern)
2010 Final Rank NR
Series Record Mississippi State leads 17-1
Last Meeting
..... MSU 9-1, 4/7/10 in Ridgeland, Miss.

MEDIA INFORMATION

Softball Contact..... William Bright
Office Phone 662-254-3011
E-Mail sportsinfo@mvsu.edu
Website www.mvsu.edu/athletics

Texas A&M Aggies

March 5 | Starkville, Miss.

UNIVERSITY INFORMATION

Location..... College Station, Texas
Enrollment 48,702
President Dr. R. Bowen Loftin
Nickname..... Aggies
Colors Maroon and White
Conference..... Big 12
Field Aggie Softball Complex
Capacity..... 1,750

SOFTBALL INFORMATION

Head Coach..... Jo Evans
2010 Record 44-16
2010 Conference Record 12-6 (3rd)
2010 Final Rank NR
Starters Returning/Lost
..... 7/3 Position, 3/1 Pitchers
Letterwinners Returning/Lost 11/5
Series Record Texas A&M leads 3-2
Last Meeting
..... Texas A&M 13-4, 2/20/10 in College Station, Texas

MEDIA INFORMATION

Softball Contact..... Meredith Collier
Office Phone 979-862-5452
E-Mail mcollier@athletics.tamu.edu
Website www.AggieAthletics.com

South Carolina Gamecocks

March 9 | Starkville, Miss. (DH)

UNIVERSITY INFORMATION

Location..... Columbia, S.C.
Enrollment 25,077
President Dr. Harris Pastides
Nickname..... Gamecocks
Colors Garnet and Black
Conference..... SEC (East)
Field Beckham Field
Capacity..... 696

SOFTBALL INFORMATION

Head Coach..... Beverly Smith
2010 Record 11-40
2010 Conference Record 1-27 (5th in the East)
2010 Final Rank NR
Starters Returning/Lost
..... 7/3 Position, 4/1 Pitchers
Letterwinners Returning/Lost 12/4
Series Record South Carolina leads 23-22
Last Meeting
..... MSU 3-1, 4/18/10 in Columbia, S.C.

MEDIA INFORMATION

Softball Contact..... Koby Padgett
Office Phone 803-777-7987
E-Mail kpadgett@sc.edu
Website www.gamecocksonline.com

Florida State Seminoles

March 11 | Tuscaloosa, Ala.
March 12 | Tuscaloosa, Ala.

UNIVERSITY INFORMATION

Location..... Tallahassee, Fla.
Enrollment 40,255
President Dr. Eric J. Barron
Nickname..... Seminoles
Colors Garnet and Gold
Conference..... ACC
Field JoAnne Graf Field
Capacity..... 1,000

SOFTBALL INFORMATION

Head Coach..... Lonni Alameda
2010 Record 44-18
2010 Conference Record 12-9 (3rd)
2010 Final Rank NR
Starters Returning/Lost
..... 7/3 Position, 4/1 Pitchers
Letterwinners Returning/Lost 13/7
Series Record Florida State leads 6-5
Last Meeting
..... FSU 5-0, 5/16/09 in Tallahassee, Fla.

MEDIA INFORMATION

Softball Contact..... Steve Stone
Office Phone 850-644-4836
E-Mail sstone@admin.fsu.edu
Website..... www.seminoles.com

North Carolina Tar Heels

March 12 | Tuscaloosa, Ala.
March 13 | Tuscaloosa, Ala.

UNIVERSITY INFORMATION

Location..... Chapel Hill, N.C.
Enrollment 17,895
Chancellor Holden Thorp
Nickname..... Tar Heels
Colors Carolina Blue and White
Conference..... ACC
Field Williams Field
Capacity..... 500

SOFTBALL INFORMATION

Head Coach..... Donna J. Papa
2010 Record 42-20
2010 Conference Record 11-10 (4th)
2010 Final Rank 24th
Starters Returning/Lost
..... 5/4 Position, 1/2 Pitchers
Letterwinners Returning/Lost 14/5
Series Record UNC 3-0
Last Meeting
..... UNC 8-4, 2/25/07 in Columbus, Ga.

MEDIA INFORMATION

Softball Contact..... Chris Gallo
Office Phone 919-962-1160
E-Mail cgallo@uncaa.unc.edu
Website..... www.TarHeelBlue.com

Florida Gators

March 16 | Gainesville, Fla. (DH)

UNIVERSITY INFORMATION

Location..... Gainesville, Fla.
Enrollment 48,419
President Dr. J. Bernard Machen
Nickname..... Gators
Colors Orange and Blue
Conference..... SEC (East)
Field Katie Seashole Pressly Stadium
Capacity..... 1,200

SOFTBALL INFORMATION

Head Coach..... Tim Walton
2010 Record 49-10
2010 Conference Record 20-4 (1st East)
2010 Final Rank T-5th
Starters Returning/Lost
..... 6/3 Position, 2/0 Pitchers
Letterwinners Returning/Lost 10/6
Series Record Florida leads 23-17
Last Meeting
..... Florida 9-1, 5/1/10 in Starkville, Miss.

MEDIA INFORMATION

Softball Contact..... Kelly Reynolds
Office Phone 352-375-4683 ext. 6128
E-Mail KellyR@gators.ufl.edu
Website..... www.GatorZone.com

Arkansas Razorbacks

March 18 | Starkville, Miss.
March 19 | Starkville, Miss.
March 20 | Starkville, Miss.

UNIVERSITY INFORMATION

Location..... Fayetteville, Ark.
Enrollment 21,406
Chancellor Dr. G. David Gearheart
Nickname..... Razorbacks
Colors Cardinal and White
Conference..... SEC (West)
Field Bogle Park
Capacity..... 1,200

SOFTBALL INFORMATION

Head Coach..... Mike Larabee
2010 Record 28-29
2010 Conference Record 10-18 (4th West)
2010 Final Rank NR
Starters Returning/Lost
..... 6/5 Position, NR Pitchers
Letterwinners Returning/Lost 15/6
Series Record MSU leads 26-23
Last Meeting
..... Arkansas 18-13, 3/28/10 in Fayetteville, Ark.

MEDIA INFORMATION

Softball Contact..... Stephanie Taylor
Office Phone 479-575-4898
E-Mail sat005@uark.edu
Website..... www.ArkansasRazorbacks.com

Kentucky Wildcats

March 25 | Lexington, Ky.
March 26 | Lexington, Ky.
March 27 | Lexington, Ky.

UNIVERSITY INFORMATION

Location..... Lexington, Ky.
Enrollment 27,000
President Dr. Lee T. Todd, Jr.
Nickname..... Wildcats
Colors Blue and White
Conference..... SEC (East)
Field UK Softball Complex
Capacity..... 500

SOFTBALL INFORMATION

Head Coach..... Rachel Lawson
2010 Record 32-27
2010 Conference Record 13-15 (4th East)
2010 Final Rank NR
Starters Returning/Lost
..... 6/3 Position, 2/1 Pitchers
Letterwinners Returning/Lost 12/7
Series Record MSU leads 24-13
Last Meeting
..... Kentucky 8-7, 4/25/09 in Lexington, Ky.

MEDIA INFORMATION

Softball Contact..... Deb Moore
Office Phone 859-257-8506
E-Mail deb.moore@uky.edu
Website..... www.ukathletics.com

Alcorn State Braves

March 29 | Starkville, Miss.

UNIVERSITY INFORMATION

Location..... Lorman, Miss.
President Dr. M. Christopher Brown, II
Nickname..... Lady Braves
Colors Purple and Old Gold
Conference..... Southwestern Athletic
Field Braves Field
Capacity..... 500

SOFTBALL INFORMATION

Head Coach..... Kevin Montgomery
2010 Record 24-26
2010 Conference Record 12-5 (2nd Eastern)
2010 Final Rank NR
Letterwinners Returning 10
Series Record Mississippi State leads 2-0
Last Meeting
..... MSU 9-0, 2/26/06 in Starkville, Miss.

MEDIA INFORMATION

Softball Contact..... Gus Howard
Office Phone 601-877-6501
E-Mail aghoward@alcorn.edu
Website..... www.alcornsports.com

Ole Miss Rebels

April 1 | Starkville, Miss.
April 2 | Starkville, Miss.
April 3 | Starkville, Miss.

UNIVERSITY INFORMATION

Location..... Oxford, Miss.
Enrollment 19,536
Chancellor Dr. Daniel W. Jones
Nickname..... Rebels
Colors Cardinal Red and Navy Blue
Conference..... SEC (West)
Field Ole Miss Softball Complex
Capacity..... 1,500

SOFTBALL INFORMATION

Head Coach..... Missy Dickerson
2010 Record 29-27
2010 Conference Record 8-19 (5th West)
2010 Final Rank NR
Starters Returning/Lost 3/6 Position, 2/2 Pitchers
Letterwinners Returning/Lost 8/9
Series Record MSU leads 29-19
Last Meeting MSU 11-5, 3/21/10 in Oxford, Miss.

MEDIA INFORMATION

Softball Contact..... Daniel Snowden
Office Phone 662-915-7522
E-Mail desnowde@olemiss.edu
Website www.OleMissSports.com

Auburn Tigers

April 8 | Starkville, Miss.
April 9 | Starkville, Miss.
April 10 | Starkville, Miss.

UNIVERSITY INFORMATION

Location..... Auburn, Ala.
Enrollment 25,078
President Dr. Jay Gogue
Nickname..... Tigers
Colors Burnt Orange and Navy Blue
Conference..... SEC (West)
Field Jane B. Moore Field
Capacity..... 1,500

SOFTBALL INFORMATION

Head Coach..... Tina Deese
2010 Record 31-26
2010 Conference Record 11-17 (3rd West)
2010 Final Rank NR
Starters Returning/Lost 8/2 Position, 3/2 Pitchers
Letterwinners Returning/Lost 15/5
Series Record MSU leads 26-19
Last Meeting MSU 2-1, 4/21/10 in Auburn, Ala.

MEDIA INFORMATION

Softball Contact..... Bob Grant
Office Phone 334-844-9800
E-Mail grantrs@auburn.edu
Website www.auburntigers.com

Alabama Crimson Tide

April 15 | Tuscaloosa, Ala.
April 16 | Tuscaloosa, Ala.
April 17 | Tuscaloosa, Ala.

UNIVERSITY INFORMATION

Location..... Tuscaloosa, Ala.
Enrollment 30,232
President Dr. Rober E. Witt
Nickname..... Crimson Tide
Colors Crimson and White
Conference..... SEC (West)
Field Rhoades Stadium
Capacity..... 3,395

SOFTBALL INFORMATION

Head Coach..... Patrick Murphy
2010 Record 52-11
2010 Conference Record 23-4 (1st overall)
2010 Final Rank 8th
Starters Returning/Lost 9/2
Letterwinners Returning/Lost 13/5
Series Record Alabama leads 42-7
Last Meeting Alabama 6-1, 5/9/10 in Starkville, Miss.

MEDIA INFORMATION

Softball Contact..... Skip Powers
Office Phone 205-348-6734
E-Mail spowers@ia.ua.edu
Website www.rolltide.com

Tennessee Lady Vols

April 21 | Knoxville, Tenn.
April 22 | Knoxville, Tenn.
April 23 | Knoxville, Tenn.

UNIVERSITY INFORMATION

Location..... Knoxville, Tenn.
Enrollment 27,107
President Dr. Joseph DiPietro
Nickname..... Lady Volunteers
Colors Orange and White
Conference..... SEC (East)
Field Sherri Parker Lee Softball Stadium
Capacity..... 1,614

SOFTBALL INFORMATION

Head Coach..... Ralph and Karen Weekly
2010 Record 49-15
2010 Conference Record 17-8 (3rd East)
2010 Final Rank 3rd
Starters Returning/Lost 8/2 Position, 2/1 Pitchers
Letterwinners Returning/Lost 13/6
Series Record Tennessee leads 25-14
Last Meeting MSU 10-4, 3/10/10 in Starkville, Miss.

MEDIA INFORMATION

Softball Contact..... Brian Davis
Office Phone 865-974-7478
E-Mail bdvis16@utk.edu
Website www.utladyvols.com

LSU Tigers

April 29 | Starkville, Miss.
April 30 | Starkville, Miss.
May 1 | Starkville, Miss.

UNIVERSITY INFORMATION

Location..... Baton Rouge, La.
Enrollment 27,992
President Dr. John V. Lombardi
Nickname..... Tigers
Colors Purple and Gold
Conference..... SEC (West)
Field Tiger Park
Capacity..... 2,489

SOFTBALL INFORMATION

Head Coach..... Yvette Girouard
2010 Record 45-16
2010 Conference Record 20-8 (2nd West)
2010 Final Rank 18th
Starters Returning/Lost 6/3 Position, 2/2 Pitchers
Letterwinners Returning/Lost 13/7
Series Record LSU leads 43-5
Last Meeting LSU 6-1, 4/11/10 in Baton Rouge, La.

MEDIA INFORMATION

Softball Contact..... Matt Dunaway
Office Phone 225-578-1869
E-Mail mdunaway@lsu.edu
Website www.LSUsports.net

Georgia Bulldogs

May 6 | Athens, Ga.
May 7 | Athens, Ga.
May 8 | Athens, Ga.

UNIVERSITY INFORMATION

Location..... Athens, Ga.
Enrollment 34,885
President Dr. Michael F. Adams
Nickname..... Bulldogs
Colors Red and Black
Conference..... SEC (East)
Field Jack Turner Softball Stadium
Capacity..... 1,400

SOFTBALL INFORMATION

Head Coach..... Lu Harris-Champer
2010 Record 50-13
2010 Conference Record 18-8 (2nd East)
2010 Final Rank 4th
Starters Returning/Lost 8/0 Position, 4/1 Pitchers
Letterwinners Returning/Lost 16/5
Series Record Mississippi State leads 21-20
Last Meeting Georgia 7-6, 4/13/10 in Starkville, Miss.

MEDIA INFORMATION

Softball Contact..... Taner Tedeschi
Office Phone 706-542-7965
E-Mail tannert@sports.uga.edu
Website www.georgiadogs.com



2010 REVIEW





2010 RESULTS

**26-29 Overall, 7-20 SEC Regular Season, 11-12 Home, 7-12 Away, 8-5 Neutral,
24-25 Day, 2-4 Night, 9-7 One-Run Games, 1-2 Two-Run Games, 11-16 5+ Run Games, 1-14 vs. Top 25 Teams**

Date	Opponent	Score	MSU Line	Opp Line	Inns	Overall	SEC	Pitcher of record	Attend	Time
Feb. 13	!UAB	W 4-0	4-8-1	0-1-1	7	1-0-0	0-0-0	M. Flesher (W 1-0)	-	1:34
Feb. 13	!STEPHEN F. AUSTIN	W 8-0	8-6-1	0-2-2	5	2-0-0	0-0-0	L. Dunlap (W 1-0)	457	1:31
Feb. 14	!STEPHEN F. AUSTIN	W 5-0	5-10-2	0-0-0	7	3-0-0	0-0-0	K. Vry (W 1-0)	-	2:00
Feb. 14	!UAB	W 6-2	6-11-1	2-7-5	7	4-0-0	0-0-0	M. Flesher (W 2-0)	430	1:42
Feb. 19	\$vs Louisiana-Monroe	W 4-0	4-10-1	0-2-1	7	5-0-0	0-0-0	L. Dunlap (W 2-0)	-	1:58
Feb. 19	\$at Texas A&M	0-9 L	0-5-3	9-6-1	5	5-1-0	0-0-0	M. Flesher (L 2-1)	1471	1:38
Feb. 20	\$vs Oregon State	W 13-3	13-15-1	3-7-0	7	6-1-0	0-0-0	K. Vry (W 2-0)	-	2:16
Feb. 20	\$at Texas A&M	4-13 L	4-5-0	13-11-0	5	6-2-0	0-0-0	L. Dunlap (L 2-1)	1553	1:39
Feb. 21	\$vs Oregon State	W 6-5	6-8-2	5-8-1	(8)	7-2-0	0-0-0	M. Flesher (W 3-1)	867	2:05
Feb. 26	^vs UMass	6-7 L	6-9-0	7-10-0	(9)	7-3-0	0-0-0	S. Becker (L 0-1)	-	2:50
Feb. 26	^vs Hofstra	1-2 L	1-9-1	2-5-0	7	7-4-0	0-0-0	K. Vry (L 2-1)	144	1:57
Feb. 27	^vs N.C. State	3-4 L	3-5-0	4-5-0	7	7-5-0	0-0-0	M. Flesher (L 3-2)-0	-	1:55
Feb. 27	^vs Maryland	W 5-4	5-8-1	4-5-1	7	8-5-0	0-0-0	S. Becker (W 1-1)	153	1:45
Feb. 28	^vs Illinois State	W 9-3	9-10-1	3-8-1	7	9-5-0	0-0-0	S. Becker (W 2-1)	-	2:10
Mar. 3	MICHIGAN	0-3 L	0-4-1	3-6-1	7	9-6-0	0-0-0	K. Vry (L 2-2)	177	1:40
Mar. 5	%TROY	W 8-0	8-7-0	0-1-2	5	10-6-0	0-0-0	K. Vry (W 3-2)	253	1:42
Mar. 6	%MISS. VALLEY STATE	W 11-1	11-9-1	1-4-1	5	11-6-0	0-0-0	M. Flesher (W 4-2)	-	1:22
Mar. 6	%WRIGHT STATE	W 7-2	7-9-1	2-9-1	7	12-6-0	0-0-0	K. Vry (W 4-2)	284	1:50
Mar. 7	%TROY	W 4-3	4-6-2	3-8-0	7	13-6-0	0-0-0	S. Becker (W 3-1)	305	1:42
Mar. 9	*TENNESSEE	4-8 L	4-8-0	8-12-2	7	13-7-0	0-1-0	S. Becker (L 3-2)	-	2:16
Mar. 9	*TENNESSEE	W 5-4	5-8-2	4-7-1	7	14-7-0	1-1-0	M. Flesher (W 5-2)	183	2:33
Mar. 10	*TENNESSEE	4-10 L	4-5-2	10-13-2	7	14-8-0	1-2-0	K. Vry (L 4-3)	157	2:08
Mar. 12	+vs Colorado State	5-6 L	5-12-0	6-7-0	(8)	14-9-0	1-2-0	M. Flesher (L 5-3)	878	2:33
Mar. 13	+vs Georgetown	W 7-6	7-9-2	6-6-2	7	15-9-0	1-2-0	M. Flesher (W 6-3)	-	2:05
Mar. 13	+vs East Tenn. State	W 9-0	9-10-0	0-6-4	5	16-9-0	1-2-0	K. Vry (W 5-3)	1214	1:26
Mar. 14	+vs Cal State Northridge	6-13 L	6-9-1	13-11-0	7	16-10-0	1-2-0	M. Flesher (L 6-4)	-	3:02
Mar. 14	+at Fresno State	3-11 L	3-5-2	11-10-0	5	16-11-0	1-2-0	K. Vry (L 5-4)	1210	1:34
Mar. 17	*at Southern Miss	W 14-4	14-14-2	4-9-2	7	17-11-0	1-2-0	M. Flesher (W 7-4)	652	2:33
Mar. 20	*at Ole Miss	4-6 L	4-4-0	6-6-3	7	17-12-0	1-3-0	S. Becker (L 3-3)	-	1:49
Mar. 20	*at Ole Miss	2-9 L	2-10-2	9-12-0	7	17-13-0	1-4-0	L. Dunlap (L 2-2)	456	2:00
Mar. 21	*at Ole Miss	W 11-5	11-13-2	5-10-2	7	18-13-0	2-4-0	K. Vry (W 6-4)	167	2:30
Mar. 24	at Miss. Valley State	W 9-6	9-13-0	6-6-1	7	19-13-0	2-4-0	L. Dunlap (W 3-2)	125	2:05
Mar. 27	*at Arkansas	2-7 L	2-5-1	7-5-0	7	19-14-0	2-5-0	L. Dunlap (L 3-3)	-	1:52
Mar. 27	*at Arkansas	6-11 L	6-12-1	11-12-0	7	19-15-0	2-6-0	K. Vry (L 6-5)	779	1:57
Mar. 28	*at Arkansas	13-18 L	13-13-2	18-14-2	7	19-16-0	2-7-0	S. Becker (L 3-4)	-	2:54
Mar. 31	SOUTHERN	W 4-1	4-7-2	1-3-1	7	20-16-0	2-7-0	M. Flesher (W 8-4)	152	1:35
Apr. 2	*KENTUCKY	4-5 L	4-6-3	5-9-1	7	20-17-0	2-8-0	M. Flesher (L 8-5)	-	1:53
Apr. 2	*KENTUCKY	0-2 L	0-2-1	2-4-0	7	20-18-0	2-9-0	L. Dunlap (L 3-4)	457	1:39
Apr. 3	*KENTUCKY	W 1-0	1-2-0	0-4-0	7	21-18-0	3-9-0	L. Dunlap (W 4-4)	205	1:40
Apr. 7	#vs Miss. Valley State	W 9-1	9-8-1	1-4-3	5	22-18-0	3-9-0	M. Flesher (W 9-5)	487	1:23
Apr. 10	*at LSU	1-2 L	1-2-0	2-6-0	7	22-19-0	3-10-0	M. Flesher (L 9-6)	-	1:38
Apr. 10	*at LSU	3-8 L	3-12-0	8-6-0	7	22-20-0	3-11-0	L. Dunlap (L 4-5)	1425	2:11
Apr. 11	*at LSU	1-6 L	1-4-1	6-8-1	7	22-21-0	3-12-0	M. Flesher (L 9-7)	1235	1:50
Apr. 13	*GEORGIA	0-3 L	0-3-1	3-4-0	7	22-22-0	3-13-0	L. Dunlap (L 4-6)	-	1:47
Apr. 13	*GEORGIA	6-7 L	6-9-1	7-11-0	7	22-23-0	3-14-0	M. Flesher (L 9-8)	249	2:17
Apr. 17	*at South Carolina	W 2-1	2-5-1	1-6-1	7	23-23-0	4-14-0	M. Flesher (W 10-8)	-	1:45
Apr. 17	*at South Carolina	4-8 L	4-4-1	8-10-2	7	23-24-0	4-15-0	S. Becker (L 3-5)	267	1:49
Apr. 18	*at South Carolina	W 3-1	3-8-1	1-6-2	7	24-24-0	5-15-0	M. Flesher (W 11-8)	237	1:44
Apr. 21	*at Auburn	W 3-2	3-7-1	2-7-1	7	25-24-0	6-15-0	M. Flesher (W 12-8)	264	2:18
Apr. 21	*at Auburn	W 2-1	2-6-1	1-4-1	7	26-24-0	7-15-0	L. Dunlap (W 5-6)	271	1:53
May 1	*FLORIDA	0-8 L	0-3-1	8-10-0	5	26-25-0	7-16-0	M. Flesher (L 12-9)	-	1:46
May 1	*FLORIDA	1-9 L	1-2-0	9-6-1	5	26-26-0	7-17-0	L. Dunlap (L 5-7)	245	1:34
May 8	*ALABAMA	1-10 L	1-4-2	10-11-1	6	26-27-0	7-18-0	M. Flesher (L 12-10)	-	1:50
May 8	*ALABAMA	2-8 L	2-6-2	8-7-2	7	26-28-0	7-19-0	L. Dunlap (L 5-8)	976	1:59
May 9	*ALABAMA	1-6 L	1-5-1	6-5-1	7	26-29-0	7-20-0	S. Becker (L 3-6)	683	1:50

* — Denotes Southeastern Conference Game

! — Bulldog Round-Robin (Starkville, Miss.)

\$ — Texas A&M Aggie Classic (College Station, Texas)

^ — NFCA Leadoff Classic (Columbus, Ga.)

% — Bulldog Classic (Starkville, Miss.)

+ — Bayer CropScience Classic (Fresno, Calif.)

— M&F Bank Fastpitch Classic (Ridgeland, Miss.)

2010 SEC STATISTICS



BATTING

PLAYER	AVG	GP	GS	AB	R	H	2B	3B	HR	RBI	TB	SLG%	BB	HBP	SO	GDP	OB%	SF	SH	SB-ATT
Chelsea Bramlett	.536	55	55	183	56	98	3	6	0	22	113	.617	19	0	14	0	.571	3	1	61-64
Chelsea Raines	.429	5	1	7	1	3	0	0	0	3	3	.429	0	0	1	0	.429	0	0	1-1
Ka'ili Smith	.329	55	55	161	38	53	7	3	10	50	96	.596	19	3	27	0	.405	2	1	1-2
Jessie Bailey	.296	54	54	162	21	48	11	0	2	20	65	.401	7	4	35	1	.341	0	4	2-3
Brittany Bell	.295	54	52	146	28	43	6	0	4	27	61	.418	24	7	45	0	.416	1	2	13-15
Courtney Nesbit	.248	55	49	149	20	37	2	0	3	18	48	.322	11	2	27	0	.307	1	2	2-3
Ali Bainbridge	.244	55	55	164	22	40	12	2	2	26	62	.378	14	5	35	0	.319	2	5	9-13
Erin Nesbit	.208	55	55	130	22	27	3	4	6	26	56	.431	19	3	35	0	.320	1	4	1-1
Jessica Cooley	.204	44	24	93	13	19	4	1	1	11	28	.301	7	1	27	0	.265	1	0	2-2
Jessie Spain	.200	47	28	120	14	24	6	1	3	14	41	.342	11	5	29	0	.290	2	0	1-2
Allie Heon	.178	33	10	45	9	8	3	1	0	5	13	.289	5	0	9	0	.260	0	7	3-4
Brittany Gates	.152	52	52	46	10	7	0	0	0	0	7	.152	3	0	21	0	.204	0	0	3-4
Shelby Fisher	.100	15	5	20	2	2	0	0	0	1	2	.100	5	0	10	0	.280	0	0	0-0
Chrissie Rovtar	.000	7	0	5	0	0	0	0	0	0	0	.000	1	1	2	0	.286	0	0	0-0
Totals	.286	55	55	1431	256	409	57	18	31	223	595	.416	145	31	317	1	.361	13	26	99-114
Opponents	.277	55	55	1380	274	382	74	7	48	247	614	.445	220	46	227	1	.389	18	42	43-64

LOB - Team (321), Opp (366). DPs turned - Team (21), Opp (16). CI - Team (0), Opp (1). IBB - Team (5), C. Bramlett 4, K. Smith 1, Opp (9). Picked off - A. Heon 1, A. Bainbridge 1.

PITCHING

PITCHER	ERA	W-L	APP	GS	CG	SHO	CBO	SV	IP	H	R	ER	BB	SO	2B	3B	HR	AB	B/Avg	WP
Misty Flesher	4.16	12-10	34	22	9	0	1	1	124.2	145	88	74	63	64	31	2	13	494	.294	11
Stephanie Becker	4.44	3-6	28	2	0	0	2	2	77.1	88	61	49	36	42	16	2	14	303	.290	8
Lindsey Dunlap	4.88	5-8	20	13	4	1	2	2	74.2	61	58	52	66	69	12	1	17	269	.227	5
Kylie Vry	4.90	6-5	26	18	5	3	1	0	80.0	88	67	56	55	52	15	2	4	314	.280	18
Totals	4.53	26-29	55	55	18	7	3	5	356.2	382	274	231	220	227	74	7	48	1380	.277	42
Opponents	3.79	29-26	55	55	31	5	2	1	358.0	409	256	194	145	317	57	18	31	1431	.286	34

PB - Team (4), C. Bramlett 4, Opp (15). Pickoffs - Team (0), Opp (2). SBA/ATT - C. Bramlett (43-64), M. Flesher (14-21), K. Vry (11-17), L. Dunlap (10-15), S. Becker (8-11).

FIELDING

PLAYER	C	PO	A	E	Fld%	DPs	SBA	CSB	SBA%	PB	CI
Shelby Fisher	27	26	1	0	1.000	2	0	0	-	0	0
Courtney Nesbit	293	274	15	4	.986	7	0	0	-	0	0
Jessie Spain	57	56	0	1	.982	3	0	0	-	0	0
Chelsea Bramlett	282	245	32	5	.982	2	43	21	.672	4	0
Kaili Smith	89	81	6	2	.978	1	0	0	-	0	0
Jessie Bailey	157	49	103	5	.968	9	0	0	-	0	0
Jessica Cooley	30	29	0	1	.967	0	0	0	-	0	0
Brittany Gates	55	48	5	2	.964	1	0	0	-	0	0
Kylie Vry	22	1	20	1	.955	1	11	6	.647	0	0
Ali Bainbridge	237	135	90	12	.949	14	0	0	-	0	0
Brittany Bell	63	53	6	4	.937	2	0	0	-	0	0
Lindsey Dunlap	15	1	13	1	.933	0	10	5	.667	0	0
Erin Nesbit	178	64	98	16	.910	8	0	0	-	0	0
Stephanie Becker	21	4	15	2	.905	0	8	3	.727	0	0
Misty Flesher	27	0	24	3	.889	0	14	7	.667	0	0
Allie Heon	6	4	1	1	.833	0	0	0	-	0	0
Chelsea Raines	0	0	0	0	.000	0	0	0	-	0	0
Chrissie Rovtar	0	0	0	0	.000	0	0	0	-	0	0
Totals	1559	1070	429	60	.962	21	43	21	.672	4	0
Opponents	1544	1074	413	57	.963	16	99	15	.868	15	1

SCORE BY INNINGS

	1	2	3	4	5	6	7	8	9	Ex	Total
Mississippi State	53	24	56	44	28	19	28	3	1	-	256
Opponents	48	39	40	50	49	30	13	3	2	-	274

BREAKDOWN BY MONTH

BATTING	Record	Avg.	Runs/G	Hits/G	HR	Fld.%	Top Avg.	Top RBI
February	9-5	.308	5.29	8.50	12	.963	Bramlett (.479)	Smith (16)
March	11-11	.322	6.27	8.73	12	.959	Bramlett (.547)	Smith (25)
April	6-8	.231	2.79	5.57	7	.966	Bramlett (.578)	Smith (8)
May	0-5	.182	1.00	4.00	0	.955	Bramlett (.533)	Four with 1
Totals	26-29	.286	4.65	7.44	31	.962	Bramlett (.536)	Smith (50)
PITCHING	Record	ERA	Runs/G	Hits/G	HR	K/7	Top Wins	Top ERA
February	9-5	3.00	3.71	5.50	12	5.0	Flesher (3)	Becker (1.31)
March	11-11	5.61	6.09	8.05	21	4.7	Flesher (5)	Flesher (4.40)
April	6-8	3.26	3.36	6.36	8	4.1	Flesher (4)	Dunlap (2.78)
May	0-5	8.17	8.20	7.80	7	3.0	—	Becker (4.59)
Totals	26-29	4.53	4.98	6.95	48	4.5	Flesher (12)	Flesher (4.16)

TEAM SUPERLATIVES

BATTING

At-Bats 36, vs Oregon State (February 20)
 Runs Scored 14, at Southern Mississippi (March 17)
 Hits 15, vs Oregon State (February 20)
 RBI 14, at Southern Mississippi (March 17)
 Doubles 4, 2x, last at Arkansas (March 28)
 Triples 2, vs UAB (February 14)
 Home Runs 2, 6x, last vs Cal State Northridge (March 14)
 Total Bases 20, 4x, last at Southern Mississippi (March 17)
 Walks 6, 3x, last at Auburn (April 21)
 Strikeouts 13, vs N.C. State (February 27)
 Sacrifice Hits 3, vs Georgetown (March 13)
 Sacrifice Flies 2, at South Carolina (April 17)
 Stolen Bases 6, vs Stephen F. Austin (February 13)
 Hit By Pitch 3, 2x, last vs Colorado State (March 12)
 Caught Stealing 2, 3x, last vs Colorado State (March 12)
 Runners LOB 11, vs Colorado State (March 12)
 Hit into DP 3, 2x, last at Auburn (April 21)

FIELDING

Putouts: 25, vs Massachusetts (February 26)
 Assists 14, 3x, last vs Alabama (May 8)
 Errors 3, 2x, last vs Kentucky (April 2)
 Passed Balls 2, at South Carolina (April 17)
 DPs Turned 2, 2x, last at Arkansas (March 27)

PITCHING

Innings Pitched 8.1 vs Massachusetts (February 26)
 Runs Allowed 18, at Arkansas (March 28)
 Earned Runs 13, 3x, last at Arkansas (March 28)
 Walks Allowed 13, at Arkansas (March 28)
 Strikeouts 10, 2x, last vs Southern Univ. (March 31)
 Hits Allowed 14, at Arkansas (March 28)
 Doubles Allowed 5, vs Tennessee (March 10)
 Triples Allowed 2 vs Tennessee (March 9)
 Home Runs Allowed 6, at Texas A&M (February 20)
 Wild Pitches 3, 4x, last vs Florida (May 1)
 Hit Batters 6, at LSU (April 11)

ATTENDANCE

Site	Dates	Total	Average
Home	18	5,213	289
Away	14	10,386	742
Neutral	13	3,743	288
Total	45	19,342	430

Top Home Crowd: 976, v. Alabama (5/8)
 Top Road Crowd: 1,553, at Texas A&M (2/20)
 Top Neutral Crowd: 1,214, v. East Tennessee State (3/13)

FINAL 2010 SOUTHEASTERN CONFERENCE STANDINGS

	WESTERN DIVISION									
	SEC	Pct.	All	Pct.	Home	Away	Neut	vs. Div.	vs. Top 25	
&Alabama	23-4	.852	52-11	.825	27-8	16-2	9-1	14-0	16-9	
LSU	20-8	.714	45-16	.738	31-4	10-10	4-2	11-2	6-12	
Auburn	11-17	.393	31-26	.544	17-8	7-12	7-6	5-9	2-17	
Arkansas	10-18	.357	28-29	.491	11-14	8-10	9-5	5-10	2-15	
Ole Miss	8-19	.296	29-27	.518	15-9	4-13	9-5	4-10	1-14	
Mississippi State	7-20	.259	26-29	.473	12-12	6-12	8-5	3-11	1-17	

& SEC Western Division Champion; ! SEC Tournament Champion

	EASTERN DIVISION									
	SEC	Pct.	All	Pct.	Home	Away	Neut	vs. Div.	vs. Top 25	
%Florida	20-4	.833	49-10	.831	29-3	13-2	7-5	6-2	11-7	
Georgia	18-8	.692	50-13	.794	32-4	14-5	4-4	7-2	14-10	
Tennessee	17-8	.680	49-15	.766	26-4	13-4	10-7	7-3	12-11	
Kentucky	13-15	.464	32-27	.542	11-7	12-14	9-6	5-6	5-18	
South Carolina	1-27	.036	11-40	.216	5-16	1-18	5-6	0-12	0-18	

% SEC Eastern Division Champion

2009 SOUTHEASTERN CONFERENCE TOURNAMENT REVIEW

May 13-15 • Bogle Park • Fayetteville, Ark.

Thursday, May 13 — First Round

Game 1: #3 LSU 2, #6 Kentucky 1

Game 2: #2 Florida 9, #7 Auburn 1 (5)

Game 3: #5 Tennessee 6, #4 Georgia 4

Game 4: #1 Alabama 9, #8 Arkansas 0 (5)

Friday, May 14 — Semifinals

Game 5: #3 LSU 9, #2 Florida 1 (8)

Game 6: #1 Alabama 4, #5 Tennessee 3

Saturday, May 15 — Championship Game

Game 7: #1 Alabama 5, #3 LSU 4

SEC ALL-TOURNAMENT TEAM

Megan Bush, Florida
Corrie Brooks, Florida
Kelly Grieve, Tennessee
Ivy Renfro, Tennessee
Cody Trahan, LSU
Jessica Mouse, LSU
Kirsten Shortridge, LSU
Jennifer Fenton, Alabama
Whitney Larson, Alabama
Kayla Braud, Alabama
Kelsi Dunne, Alabama (MVP)

2010 ALL-SEC TEAMS

FIRST TEAM

P Kelsi Dunne, Alabama
P Stephanie Brombacher, Florida
IF Kayla Braud, Alabama
IF Megan Bush, Florida
IF Alisa Goler, Georgia
IF Molly Johnson, Kentucky
OF Francesca Enea, Florida
OF Taylor Schlopy, Georgia
OF Megan Wiggins, Georgia
OF Kirsten Shortridge, LSU
OF Kat Dotson, Tennessee
C **CHELSEA BRAMLETT, MISSISSIPPI STATE**
DP/U Charlotte Morgan, Alabama

SECOND TEAM

P Rachele Fico, LSU
P Ivy Renfro, Tennessee
IF Whitney Larsen, Alabama
IF Kyndall White, Auburn
IF Aja Paculba, Florida
IF Lauren Grill, Ole Miss
OF Jessica Bachkora, Arkansas
OF Michelle Moultrie, Florida
OF Rachel Mitchell, LSU
OF Raven Chavanne, Tennessee
C Megan Yocke, Kentucky
DP/U Miranda Dixon, Arkansas

ALL-FRESHMAN TEAM

P Rachele Fico, LSU
P Ivy Renfro, Tennessee
IF Kayla Braud, Alabama
IF Courtney Breault, Arkansas
IF Brittany Walker, Florida
IF Lauren Gibson, Tennessee
OF Keima Davis, Alabama
OF **JESSICA COOLEY, MISSISSIPPI STATE**
OF Raven Chavanne, Tennessee
OF Kat Dotson, Tennessee
C Brittany Schute, Florida
DP/U Kelsey Horton, Florida

Player of the Year - Charlotte Morgan, Alabama
Pitcher of the Year - Kelsi Dunne, Alabama
Coach of the Year - Pat Murphy, Alabama
Co-Freshman of the Year - Kayla Braud, Alabama; Rachele Fico, LSU;
Kat Dotson, Tennessee
Scholar-Athlete of the Year - Jessica Bachkora, Arkansas

NFCA ALL-AMERICANS

FIRST TEAM

C **CHELSEA BRAMLETT, MISSISSIPPI STATE**
A-L Kirsten Shortridge, LSU

SECOND TEAM

OF Talor Schlopy, Georgia
OF Francesca Enea, Florida
U/P Charlotte Morgan, Alabama
A-L Kayla Braud, Alabama
A-L Alisa Goler, Georgia

THIRD TEAM

SS Lauren Grill, Ole Miss
OF Raven Chavanne, Tennessee
U/DP Miranda Dixon, Arkansas
A-L Sehanie Brombacher, Florida
A-L Kat Dotson, Tennessee
A-L Kelsi Dunne, Alabama

2010 NFCA ALL-REGION

South Region

P Kelsi Dunne, Alabama (First Team)
P Rachele Fico, LSU (First Team)
P Cody Trahan, LSU (Second Team)
C **CHELSEA BRAMLETT, MSU (First Team)**
1B Anissa Young, LSU (First Team)
2B Kayla Braud, Alabama (First Team)
3B Sandra Smith, Arkansas (First Team)
SS Lauren Grill, Ole Miss (First Team)
OF Jessica Bachkora, Arkansas (First Team)
OF Kirsten Shortridge, LSU (First Team)
OF Rachel Mitchell, LSU (Second Team)
OF Cassie Reilly-Boccia, Alabama (Second Team)
U/P Charlotte Morgan, Alabama (First Team)
U/P Miranda Dixon, Arkansas (Second Team)

Southeast Region

P Stephanie Brombacher, Florida (First Team)
P Ivy Renfro, Tennessee (Second Team)
C Tiffany Huff, Tennessee (First Team)
C Megan Yocke, Kentucky (Second Team)
1B Megan Bush, Florida (First Team)
2B Aja Paculba, Florida (Second Team)
3B Alisa Goler, Georgia (First Team)
3B Jessica Spigner, Tennessee (Second Team)
SS Molly Johnson, Kentucky (First Team)
OF Kat Dotson, Tennessee (First Team)
OF Francesca Enea, Florida (First Team)
OF Taylor Schlopy, Georgia (First Team)
OF Raven Chavanne, Tennessee (Second Team)
OF Megan Wiggins, Georgia (Second Team)
U/DP Brittany Schutte, Florida (First Team)

SOUTHEASTERN CONFERENCE PLAYERS/PITCHERS/ FRESHMEN OF THE WEEK

Feb. 15	Brittany Cervantes, C/IF, Kentucky Sarah McCloud, P, Georgia KYLIE VRY, P, MSU
Feb. 22	Raven Chavanne, 3B, Tennessee Erin Arevalo, P, Georgia Kayla Braud, IF, Alabama
March 1	CHELSEA BRAMLETT, C, MSU Erin Arevalo, P, Georgia Raven Chavanne, 3B, Tennessee
March 8	Francesca Enea, LF, Florida Anna Thompson, P, Auburn Ivy Renfro, P, Tennessee
March 15	Kirsten Shortridge, OF, LSU Anna Thompson, P, Auburn Kayla Braud, IF, Alabama
March 22	Charlotte Morgan, 1B/P, Alabama Cody Trahan, P, LSU Rachele Fico, P, LSU
March 29	Kat Dotson, OF, Tennessee Ivy Renfro, P, Tennessee Kayla Braud, IF, Alabama
April 5	Miranda Dixon, DP, Arkansas Ensley Gammel, P, Florida Hope McLemore, P, Arkansas
April 12	Taylor Schlopy, OF, Georgia Kelsi Dunne, P, Alabama Brittany Schutte, C, Florida
April 19	Megan Wiggins, OF, Georgia Rachele Fico, P, LSU Hannah Milks, 3B, South Carolina
April 26	Jessica Mouse, 3B, LSU Rachele Fico, P, LSU ERIN NESBIT, SS, MSU
May 3	Kirsten Shortridge, OF, LSU Stephanie Brombacher, P, Florida Courtne Breault, 2B, Arkansas
May 10	Kyndall White, 3B, Auburn Anna Thompson, P, Florida Lauren Gibson, 2B, Tennessee

SOUTHEASTERN CONFERENCE IN FINAL NATIONAL POLLS

USA Today/NFCA

1. UCLA (30)
2. Arizona
3. Georgia
4. Tennessee
5. Washington
6. Florida
7. Hawaii
8. Missouri
9. Alabama
10. Michigan
11. Oklahoma
12. Arizona State
13. California
14. Oregon
15. BYU
16. Louisiana-Lafayette
17. Georgia Tech
18. Texas
19. LSU
20. Texas A&M
21. Stanford
22. Ohio State
23. Oklahoma State
24. North Carolina
25. Illinois

SEC Teams Receiving
Votes: Kentucky

ESPN.com/USA Softball

1. UCLA (20)
2. Arizona
3. Tennessee
4. Georgia
5. Washington
6. Florida
7. Hawaii
8. Alabama
9. Missouri
10. Oklahoma
11. Michigan
12. California
13. Arizona State
14. Oregon
15. BYU
16. Georgia Tech
17. Louisiana-Lafayette
18. LSU
19. Texas
20. North Carolina
21. Illinois
22. Texas A&M
23. Oklahoma State
24. Stanford
25. Ohio State

SEC Teams Receiving
Votes: Kentucky

TEAM BATTING (OVERALL)

Team	G	AVG.	OB%	SLG%	AB	R	H	HR	RBI
Florida	59	.331	.432	.627	1494	433	494	109	402
Georgia	63	.322	.413	.578	1632	422	525	99	380
Tennessee	64	.321	.420	.482	1672	409	536	51	349
Alabama	63	.320	.442	.584	1542	451	493	104	404
Ole Miss	56	.291	.372	.412	1447	250	421	31	218
Mississippi State	55	.286	.361	.416	1431	256	409	31	223
LSU	61	.271	.380	.400	1551	292	421	38	261
Kentucky	59	.269	.338	.402	1504	210	405	42	190
Arkansas	57	.254	.353	.427	1478	251	376	58	236
Auburn	57	.253	.330	.384	1466	204	371	44	187
South Carolina	51	.216	.287	.288	1227	133	265	9	120
Totals	645	.287	.379	.459	16444	3311	4716	616	2970

TEAM PITCHING (OVERALL)

Team	G	ERA	BAvg.	W	L	IP	H	R	ER	BB	SO
LSU	61	1.42	.204	45	16	408.2	298	104	83	123	392
Florida	59	2.20	.226	49	10	372.2	316	150	117	147	348
Auburn	57	2.23	.218	31	26	386.0	310	171	123	133	431
Alabama	63	2.42	.207	52	11	405.2	316	179	140	129	533
Tennessee	64	2.78	.243	49	15	412.2	384	191	164	149	374
Georgia	63	2.80	.222	50	13	410.1	338	179	164	165	372
Kentucky	59	2.82	.223	32	27	394.1	331	188	159	145	391
Ole Miss	56	3.43	.234	29	27	367.1	320	232	180	231	323
Arkansas	57	3.67	.282	28	29	381.2	424	252	200	126	283
Mississippi State	55	3.53	.277	26	29	356.2	382	274	231	220	227
South Carolina	51	4.97	.319	11	40	314.1	418	296	223	166	195
Totals	645	2.97	.241	402	243	4210.1	3837	2216	1784	1734	3869

TEAM BATTING (SEC GAMES ONLY)

Team	G	AVG.	OB%	SLG%	AB	R	H	HR	RBI
Florida	24	.329	.437	.593	614	169	202	37	155
Alabama	27	.325	.459	.613	684	214	222	50	191
Tennessee	25	.286	.377	.401	669	120	191	12	104
Georgia	26	.282	.365	.498	709	142	200	36	132
Kentucky	28	.276	.344	.401	725	99	200	20	91
LSU	28	.270	.374	.378	712	119	192	15	102
Ole Miss	27	.268	.346	.354	694	86	186	12	80
Arkansas	28	.256	.355	.427	733	131	188	28	126
Mississippi State	27	.243	.325	.338	692	86	168	9	74
Auburn	28	.225	.313	.351	710	72	160	24	64
South Carolina	28	.196	.271	.251	634	50	124	2	45
Totals	296	.268	.362	.418	7576	1288	2033	245	1164

TEAM PITCHING (SEC GAMES ONLY)

Team	G	ERA	BAvg.	W	L	IP	H	R	ER	BB	SO
LSU	28	1.78	.237	20	8	188.2	163	61	48	57	158
Florida	24	1.92	.235	20	4	156.2	139	65	43	63	137
Alabama	27	2.54	.210	23	4	179.0	142	83	65	68	212
Tennessee	25	2.78	.247	17	8	171.1	162	84	68	64	126
Auburn	28	3.08	.248	11	17	188.2	176	107	83	77	152
Kentucky	28	3.64	.245	13	15	186.2	176	111	97	75	159
Georgia	26	3.94	.258	18	8	179.1	178	106	101	78	129
Ole Miss	27	4.53	.276	8	19	176.0	190	146	114	145	135
Arkansas	28	4.91	.307	10	18	188.1	234	150	132	64	127
Mississippi State	27	5.67	.311	7	20	175.1	215	165	142	131	98
South Carolina	28	7.03	.367	1	27	162.1	258	210	163	113	93
Totals	296	3.79	.268	148	148	1952.1	2033	1288	1056	935	1526

INDIVIDUAL LEADERS (OVERALL)

BATTING AVERAGE

1. **Chelsea Bramlett, MSU**536
2. Kayla Braud, UA505
3. Raven Chavanne, UT455
4. Lauren Grill, UM443
5. Taylor Schlopy, UG418

RUNS SCORED

1. Taylor Schlopy, UG79
2. Kayla Braud, UA75
3. Raven Chavanne, UT64
4. Jessica Bachkora, AR62
5. Kelly Grieve, UT59

RUNS BATTED IN

1. Charlotte Morgan, UA74
2. Francesca Enea, UF65
3. Brittany Schutte, UF59
4. Megan Wiggins, UG67
5. Jessica Spigner, UT
Bianna Hesson, UG

HITS

1. **Chelsea Bramlett, MSU**98
2. Raven Chavanne, UT95
3. Kayla Braud, UT95
4. Kirsten Shortridge, LSU89
5. Megan Wiggins, UG83

DOUBLES

1. Jessica Bachkora, AR18
2. Megan Wiggins, UG17
3. Kelsey Bruder, UF
Kristyn Sandberg, UG
5. Lauren Mendes, SC14
6. Megan Bush, UF
Branna Hesson, UG
Jessica Spigner, UT

TRIPLES

1. **Chelsea Bramlett, MSU**6
2. Taylor Schlopy, UG5
3. Raven Chavanne, UT
4. **Erin Nesbit, MSU**4
5. Aja Paculba, UF
Kayla Braud, UA

HOME RUNS

1. Francesca Enea, UF20
2. Brittany Schutte, UF19
3. Charlotte Morgan, UA17
4. Amanda Locke, UA
5. Alisa Goler, UG16
6. Megan Wiggins, UG
Kelsey Bruder, UF

STOLEN BASES

1. **Chelsea Bramlett, MSU**61
2. Kayla Braud, UA46
3. Kirsten Shortridge, LSU45
4. Raven Chavanne, UT37
5. Taylor Schlopy, UG29
6. Kat Dotson

EARNED RUN AVERAGE

1. Rachele Fico, LSU1.15
2. Anna Thompson, AU1.46
3. Cody Trahan, LSU1.47
4. Brittany Mack, LSU1.59
5. Kelsi Dunne, UA1.97

VICTORIES

1. Stephani Brombacher, UF35
2. Ivy Renfro, UT31
3. Kelsi Dunne, UA30
4. Rachele Fico, LSU20
5. Erin Arevalo, UG

INNINGS PITCHED

1. Ivy Renfro, UT232.1
2. Stephanie Brombacher, UF226.1
3. Chanda Bell, UK219.1
4. Kelsi Dunne, UA213.1
5. Cat Hosfield, UT171.1

GAMES STARTED

1. Stephanie Brombacher, UF35
2. Ivy Renfro, UT31
3. Kelsi Dunne, UA30
4. Rachele Fico, LSU20
5. Erin Arevalo, UG

APPEARANCES

1. Ivy Renfro, UT56
2. Cat Hosfield, UT48
3. Stephanie Brombacher, UF47
4. Kelsi Dunne, UA42
5. Rachele Fico, LSU41

STRIKEOUTS

1. Kelsi Dunne, UA355
2. Chanda Bell, UK288
3. Anna Thompson, AU282
4. Stephanie Brombacher, UF237
5. Ivy Renfro, UT235

SAVES

1. Ivy Renfro, UT5
2. Rachele Fico, LSU5
3. Ensley Gammel, UF4
4. Anna Thompson, AU4
5. Cat Hosfield, UT4

INDIVIDUAL LEADERS (SEC GAMES ONLY)

BATTING AVERAGE

1. **Chelsea Bramlett, MSU**554
2. Kayla Braud, UA500
3. Megan Bush, UF439
4. Kirsten Shortridge, LSU414
5. Kat Dotson, UT413

RUNS SCORED

1. Kayla Braud, UA38
2. Jessica Bachkora, AR31
3. Whitney Larsen, UG29
4. Taylor Schlopy, UG28
5. **Chelsea Bramlett, MSU**25

RUNS BATTED IN

1. Charlotte Morgan, UA36
2. Miranda Dixon, AR29
3. Whitney Larsen, UA28
4. Megan Wiggins, UG25
5. Rachel Mitchell, LSU24

HITS

1. **Chelsea Bramlett, MSU**51
2. Kayla Braud, UA42
3. Kirsten Shortridge, LSU41
4. Molly Johnson, UK36
5. Megan Wiggins, UG33
6. Corrine Doornberg, UM
7. Michelle Moultrie, UF

DOUBLES

1. Megan Bush, UF10
2. Kristyn Sandberg, UG
3. Jessica Bachkora, AR8
4. Michelle Moultrie, UF
5. Molly Johnson, UK

TRIPLES

1. **Chelsea Bramlett, MSU**5
2. Kayla Braud, UA3
3. Aja Paculba, UF2
4. Erin Nesbit, MSU
5. Taylor Schlopy, UG

HOME RUNS

1. Charlotte Morgan, UA9
2. Megan Wiggins
3. Whitney Larsen, UA8
4. Francesca Enea, UF7
5. Kyndall White, AU
6. Elizabeth Eisterhold, AU
7. Alisa Goler, UG

STOLEN BASES

1. **Chelsea Bramlett, MSU**23
2. Kirsten Shortridge, LSU20
3. Kayla Braud, UA18
4. Kat Dotson, UT14
5. Raven Chavanne, UT13

EARNED RUN AVERAGE

1. Rachele Fico, LSU1.41
2. Kelsi Dunne, UA1.67
3. Ensley Gammel, UF1.72
4. Cody Trahan, LSU1.77
5. Brittany Mack, LSU2.03

VICTORIES

1. Kelsi Dunne, UA13
2. Ivy Renfro, UT
3. Stephanie Brombacher, UF
4. Rachele Fico, LSU9
5. Alison Owen, UG8

INNINGS PITCHED

1. Ivy Renfro, UT99.2
2. Kelsi Dunne, UA88.0
3. Stephanie Brombacher, UF86.2
4. Chanda Bell, UK
5. Rachel Riley, UK80.2

GAMES STARTED

1. Ivy Renfro, UT17
2. Chanda Bell, UK15
3. Stephanie Brombacher, UF
4. Kelsi Dunne, UA
5. Hope McLemore, AR14

APPEARANCES

1. Ivy Renfro, UT24
2. Cat Hosfield-UT20
3. Stephanie Brombacher, UF19
4. Rachele Fico, LSU
5. 6 tied at20

STRIKEOUTS

1. Kelsi Dunne, UA144
2. Chanda Bell, UK113
3. Anna Thompson, AU94
4. Ivy Renfro, UT85
5. Stephanie Brombacher, UF82

SAVES

1. Rachele Fico, LSU3
2. Ensley Gammel, UF
3. Ivy Renfro, UT
4. Alison Owen, UG2
5. 9 tied at1

INDIVIDUAL LEADERS

BATTING AVERAGE

	G	AB	H	BA
1. Jen Yee, Georgia Tech	62	148	84	.568
2. Chelsea Bramlett, Mississippi State	55	183	98	.536
3. Megan Langenfeld, UCLA	50	129	68	.527
4. Kayla Braud, Alabama	63	188	95	.505
5. April Setterlund, Boston University	57	166	80	.482
6. Jordan Reid, Delaware State	42	125	57	.456
7. Raven Chavanne, Tennessee	64	209	95	.455
8. Jasmin Riley, Alabama A&M	33	99	45	.455
9. Rhea Taylor, Missouri	61	188	85	.452
10. Nina Iduate, Georgia Southern	55	189	85	.450

HOME RUNS PER GAME

	G	HR	PG
1. Angeline Quiocho, BYU	59	28	0.47
2. Jen Yee, Georgia Tech	62	29	0.47
3. Kelly Majam, Hawaii	66	30	0.45
4. May Meagan, Texas A&M	60	24	0.40
5. Renae Sinkler, Creighton	60	24	0.40
6. Megan Langenfeld, UCLA	50	20	0.40
7. Melissa Gonzalez, Hawaii	66	25	0.38
8. Dorian Shaw, Michigan	57	21	0.37
9. Abby Olson, Illinois State	52	19	0.37
10. Maggie Vieffhaus, Michigan	57	20	0.35

RUNS BATTED IN PER GAME

	G	RBI	PG
1. Angeline Quiocho, BYU	59	90	1.53
2. Brigitte Del Ponte, Arizona	64	80	1.25
3. Jaci Rahey, Manhattan	47	58	1.23
4. Charlotte Morgan, Alabama	63	74	1.17
5. Stacie Chambers, Arizona	66	77	1.17
6. Megan Langenfeld, UCLA	50	58	1.16
7. Courtney Young, Howard	45	52	1.16
8. Heather Johnson, Notre Dame	59	68	1.15
9. Hoku Nohara, New Mexico State	54	62	1.15
10. Andrea Ramirez, BYU	59	66	1.12

DOUBLES PER GAME

	G	2B	PG
1. Ka Rolhamel, Brown	40	18	0.45
2. Courtney Young, Howard	49	19	0.42
3. Elisa Menaker, Cornell	52	20	0.38
4. Stephanie Thompson, Brown	42	16	0.38
5. Kate Malloy, Marist	45	17	0.38
6. Bianca Mejia, Long Island	53	20	0.38
7. Kim Brasil, S.C. Upstate	56	21	0.38
8. Katherine Knowles, Central Conn. St.	49	18	0.37
9. Ashley Hobbs, Mississippi Valley	47	17	0.36
10. Maggie Johnson, Columbia	47	17	0.36

TRIPLES PER GAME

	G	3B	PG
1. Jessica Ware, Ball State	59	16	0.27
2. Shawntall Steamer, Southern Univ.	44	10	0.23
3. Audrey Phillips, Southern Univ.	44	7	0.16
4. Jane Messersmith, Bucknell	43	6	0.14
5. null Ricchio, Toledo	43	6	0.14
6. Rhea Taylor, Missouri	61	8	0.13
7. Carly Wyn, Florida State	61	8	0.13
8. Tenisha Dixon, Florida A&M	54	7	0.13
9. Haley Thomas, Youngstown State	50	6	0.12
10. Stephanie Valencia, Binghamton	43	5	0.12
15. Chelsea Bramlett, Mississippi State	55	5	0.11

EARNED RUN AVERAGE

	App	IP	ER	ERA
1. Whitne Kihnl, Lipscomb	45	237.0	32	0.95
2. Morgan Childers, S.C. Upstate	46	270.7	39	1.01
3. Jen Mineau, Fordham	50	282.3	42	1.04
4. Toni Paisley, East Carolina	48	277.0	43	1.09
5. Danielle Lawrie, Washington	48	302.3	48	1.11
6. Rachele Fico, LSU	41	158.7	26	1.15
7. Samantha Beasley, San Diego State	45	240.0	41	1.20
8. Amanda Lindsey, Stetson	40	232.3	40	1.21
9. Danielle Spaulding, North Carolina	37	209.0	36	1.21
10. Jenny Esparza, Butler	36	189.3	33	1.21

STOLEN BASES PER GAME

	G	SB	SBA	PG
1. Chelsea Bramlett, Mississippi State	55	61	64	1.11
2. Jamie Reid, California	57	48	57	0.84
3. Liane Horiuchi, Purdue	52	43	46	0.83
4. Molly Garst, Purdue	54	43	49	0.80
5. Rhea Taylor, Missouri	61	48	51	0.79
6. Kirsten Shortridge, LSU	61	45	50	0.74
7. Kayla Braud, Alabama	63	46	51	0.73
8. Emily Allard, Northwestern	48	34	37	0.71
9. Kristin Nicoletti, St. Louis	57	40	46	0.70
10. Diane Gallagher, Eastern Kentucky	49	34	37	0.69

SLUGGING PERCENTAGE

	G	AB	TB	Pct
1. Jen Yee, Georgia Tech	62	148	188	1.270
2. Megan Langenfeld, UCLA	50	129	140	1.085
3. Angeline Quiocho, BYU	59	181	173	.956
4. May Meagan, Texas A&M	60	163	154	.945
5. Kelly Majam, Hawaii	66	210	193	.919
6. Renae Sinkler, Creighton	60	167	147	.880
7. Maggie Vieffhaus, Michigan	57	160	138	.863
8. April Setterlund, Boston University	57	166	143	.861
9. Dorian Shaw, Michigan	57	138	118	.855
10. Hoku Nohara, New Mexico State	54	143	118	.825

WALKS PER GAME

	App	BB	PG
1. Jen Yee, Georgia Tech	62	88	1.42
2. Valerie Arioto, California	63	81	1.29
3. Sam Marder, Ohio State	53	61	1.15
4. Cassandra Reilly-Boccia, Alabama	63	66	1.05
5. Megan Hill, Southern Miss	53	54	1.02
6. Adrienne Monka, Northwestern	48	48	1.00
7. Anna Cahn, Cal Poly	47	45	0.96
8. Katie Boyd, Appalachian State	46	44	0.96
9. Stacie Chambers, Arizona	66	62	0.94
10. Stacie Townsend, UTEP	55	5	0.93

RUNS PER GAME

	G	R	PG
1. Jen Yee, Georgia Tech	62	93	1.50
2. Angeline Quiocho, BYU	59	76	1.29
3. Taylor Schlopy, Georgia	62	79	1.27
4. Kelly Majam, Hawaii	66	81	1.23
5. Angela Findlay, Michigan	57	69	1.21
6. Kayla Braud, Alabama	63	75	1.19
7. Maggie Vieffhaus, Michigan	57	67	1.18
8. Danielle Zymkowitz, Illinois	53	59	1.11
9. April Setterlund, Boston University	57	63	1.11
10. Jessica Bachkora, Arkansas	57	63	1.11
17. Chelsea Bramlett, Mississippi State	55	56	1.02

SACRIFICE HITS PER GAME

	G	SH	PG
1. Ashley Griffith, Penn State	51	22	0.43
2. Alana Dyson, Colgate	50	19	0.38
3. Allie Patton, Robert Morris	47	17	0.36
4. Malpass, Houston Baptist	42	15	0.36
5. Kate Kuzma, Georgia Tech	58	20	0.34
6. Jennifer Bergeron, Columbia	47	16	0.34
7. Katie Michaels, Furman	47	16	0.34
8. Briete Martin, Stony Brook	54	17	0.31
9. Lauren McCaskey, Virginia	55	17	0.31
Chelsey Trotto, Stetson	55	17	0.31

STRIKEOUTS PER SEVEN INNINGS

	IP	SO	K/7
1. Sara Plourde, Massachusetts	311.3	556	12.5
2. Jen Mineau, Fordham	282.3	503	12.5
3. Anna Thompson, Auburn	167.3	282	11.8
4. Blaire Luna, Texas	242.3	404	11.7
5. Kelsi Dunne, Alabama	213.3	355	11.7
6. Danielle Spaulding, North Carolina	209.0	344	11.5
7. Danielle Lawrie, Washington	302.3	495	11.5
8. Jenny Esparza, Butler	189.3	307	11.4
9. Jordan Taylor, Michigan	199.7	316	11.1
10. Morgan Childers, S.C. Upstate	270.7	428	11.1

VICTORIES

	W	L	Pct
1. Danielle Lawrie, Washington	40	5	.889
Sara Plourde, Massachusetts	40	8	.833
3. Jody Valdivia, Notre Dame	38	7	.844
Kenzie Fowler, Arizona	38	9	.809
Amanda Macenko, Cleveland St.	38	15	.717

SAVES

	App	IP	SV
1. Kandice Irwin, Chattanooga	35	90.7	11
2. Shaleigh Jansen, Valparaiso	32	57.7	8
3. Allison Cox, Wright State	32	92.3	6
Anna Whiddon, Oklahoma State	41	192.0	6
5. Kimberly Spivey, Mississippi Valley	26	74.3	5
Elena Crabtree, A&M-Corpus Christi	39	181.3	5
Rachele Fico, LSU	41	158.7	5
Brianna Streetmon, Georgia Southern	43	224.0	5
Ashley Hagemann, Nebraska	44	212.7	5
Ivy Renfro, Tennessee	56	232.3	5

TEAM LEADERS

BATTING AVERAGE

	G	W-L	AB	H	BA
1. Notre Dame	59	47-12	1488	510	.343
2. BYU	59	46-13	1633	552	.338
3. UCLA	61	50-11	1639	551	.336
4. Florida	59	49-10	1494	494	.331
5. Howard	48	26-22	1371	450	.328

EARNED RUN AVERAGE

	G	W-L	IP	ER	ERA
1. Fordham	61	49-12	423.7	81	1.34
2. Oklahoma	59	47-12	391.7	78	1.39
3. Lipscomb	63	50-13	419.0	84	1.40
4. LSU	61	45-16	408.7	83	1.42
5. East Carolina	62	44-18	414.7	86	1.45

FIELDING PERCENTAGE

	G	W-L	PO	E	PCT
1. East Carolina	62	44-18	1244	31	.980
2. S.C. Upstate	56	41-15	1134	31	.980
3. Fordham	61	49-12	1271	33	.980
4. Hofstra	57	45-12	1181	35	.979
5. Notre Dame	59	47-12	1107	31	.978

SCORING

	G	W-L	R	PG
1. Hawaii	66	50-16	488	7.39
2. Florida	59	49-10	433	7.34
3. Arizona	66	52-14	479	7.26
4. Michigan	57	49-8	412	7.23
5. Alabama	63	52-11	451	7.16

WINNING PERCENTAGE

	W	L	T	PCT
1. Michigan	49	8	0	.860
2. Illinois	45	8	0	.849
3. Washington	50	9	0	.847
4. Florida	49	10	0	.831
5. Alabama	52	11	0	.825

HOME RUNS PER GAME

	G	W-L	HR	PG
1. Hawaii	66	50-16	158	2.39
2. Georgia Tech	62	51-11	118	1.90
3. Florida	59	49-10	109	1.85
4. UCLA	61	50-11	108	1.77
5. Alabama	63	52-11	104	1.65

DOUBLES PER GAME

	G	W-L	2B	PG
1. Cornell	52	37-15	92	1.77
2. Notre Dame	59	47-12	103	1.75
3. Radford	55	38-17	94	1.71
4. Delaware State	48	28-20	82	1.71
Howard	48	26-22	82	1.71

TRIPLES PER GAME

	G	W-L	3B	PG
1. Southern University	44	16-28	28	0.54
2. Ball State	59	43-16	35	0.45
3. Bucknell	49	28-20-1	24	0.45
4. Alcorn State	50	24-26	20	0.41
5. Canisius	53	34-19	20	0.38
12. Mississippi State	55	26-29	18	0.33

STOLEN BASES PER GAME

	G	W-L	SB	PG
1. Purdue	54	27-27	144	2.67
2. Wright State	62	31-30-1	147	2.37
3. Loyola (IL)	46	22-24	105	2.28
4. Alcorn State	50	24-26	114	2.28
5. Marshall	55	24-30-1	125	2.27
26. Mississippi State	55	26-29	99	1.80

SLUGGING PERCENTAGE

	G	W-L	AB	TB	PCT
1. Hawaii	66	50-16	1800	1156	.642
2. Florida	59	49-10	1494	936	.627
3. UCLA	61	50-11	1639	988	.603
4. Notre Dame	59	47-12	1488	878	.590
5. Alabama	63	52-11	1542	901	.584

DOUBLE PLAYS PER GAME

	G	DP	PG
1. Georgia State	56	35	0.63
2. Arizona State	61	30	0.49
3. Campbell	55	27	0.49
4. Yale	39	19	0.49
5. East Tennessee State	56	27	0.48
31. Mississippi State	55	21	0.38



RECORDS

&

HISTORY



INDIVIDUAL RECORDS

SINGLE GAME RECORDS

PITCHING

INNINGS PITCHED

10.0 - 7x, last: Lindsey Dunlap vs. Auburn, April 22, 2009

STRIKEOUTS

14 - 2x, last: Autumn Anderson vs. Siena, March 14, 1998

BATTING

AT-BATS

6 - 13x, last: Jennifer Nelson at LSU, March 19, 2002

RUNS

5 - Michelle Gates vs. Alabama State, March 1, 1997

HITS

5 - Shawna Feldt at Georgia, March 22, 1998

DOUBLES

3 - Jenny Hehnke vs. Tulsa, February 23, 1997

TRIPLES

3 - Hayle Guess v. Ole Miss, April 7, 2007

HOME RUNS

2 - 13x, last: Katie Cooley v. Southern Miss, April 24, 2007

TOTAL BASES

10 - Iyhia McMichael vs. Samford, February 16, 2003

RUNS BATTED IN

7 - 2x, last: Hayle Guess v. Pacific, May 18, 2007

BASE ON BALLS

3 - 30x, last: Brittany Bell at Auburn, April 21, 2010

STOLEN BASES

5 - Chelsea Bramlett v. La.-Monroe, Feb. 8, 2009

HIT BY PITCH

2 - 10x, last: Jessie Bailey v. Tennessee, Mar. 9, 2010

FIELDING

PUTOUTS

18 - Kate Jaspers v. Georgia Tech, May 8, 2004

ASSISTS

9 - Karrie Rider at Alabama, April 24, 1999

ERRORS

4 - Jenny Hehnke vs. Arkansas, March 29, 1997

SINGLE SEASON RECORDS

PITCHING

APPEARANCES

53 - Kasey Whitehead, 2002

GAMES STARTED

38 - Autumn Anderson, 1999

COMPLETE GAMES

25 - Autumn Anderson, 1998 (38 games started)

25 - Jennifer Pursell, 2000 (35 games started)

INNINGS PITCHED

275.2 - Autumn Anderson, 1998 (50 appearances)

VICTORIES

26 - Autumn Anderson, 1998 (13 losses)

26 - Jennifer Pursell, 2000 (16 losses)

WINNING PERCENTAGE

.900 - Kellie Wilkerson, 2001 (9-1)

SAVES

14 - Kellie Wilkerson, 2002 (41 appearances)

EARNED RUN AVERAGE

1.01 - Kim Davis, 1986 (11 ER in 97.2 IP)

SHUTOUTS

8 - Autumn Anderson, 1998 (26 victories)

STRIKEOUTS

246 - Autumn Anderson, 1998 (275.2 innings pitched)

STRIKEOUT RATIO (SO PER 7 INN)

7.26 - Kellie Wilkerson, 2002 (77 in 74.2 innings pitched)

BATTING

BATTING AVERAGE

.536 - Chelsea Bramlett, 2010 (55 games)

AT-BATS

243 - Keri McCallum, 2000 (71 games)

RUNS

83 - Iyhia McMichael, 2004 (65 games)

RUNS PER GAME

1.28 - Iyhia McMichael, 2004 (83 in 65 games)

HITS

100 - Keri McCallum, 2000 (71 games)

DOUBLES

22 - Keri McCallum, 1999 (67 games)

DOUBLES PER GAME

0.33 - Keri McCallum, 1999 (22 in 67 games)

TRIPLES

11 - Keri McCallum, 1997 (54 games)

11 - Keri McCallum, 2000 (71 games)

TRIPLES PER GAME

0.20 - Keri McCallum, 1997 (11 in 54 games)

HOME RUNS

18 - Iyhia McMichael, 2003 (64 games)

HOME RUNS PER GAME

0.28 - Iyhia McMichael, 2003 (18 in 64 games)

TOTAL BASES

152 - Iyhia McMichael, 2004 (65 games)

SLUGGING PERCENTAGE (MIN. 70 AB)

.836 - Iyhia McMichael, 2004 (153 TB in 183 AB)

RUNS BATTED IN

65 - Kellie Wilkerson, 1999 (67 games)

RUNS BATTED IN PER GAME

0.98 - Iyhia McMichael, 2003 (63 in 64 games)

BASE ON BALLS

51 - Iyhia McMichael, 2004 (65 games)

INTENTIONAL BASE ON BALLS

13 - Kellie Wilkerson, 2001 (61 games)

BASE ON BALLS PER GAME

0.79 - Kellie Wilkerson, 2001 (48 in 61 games)

STOLEN BASES

61 - Chelsea Bramlett, 2010 (55 games)

STOLEN BASES PER GAME

1.11 - Chelsea Bramlett, 2010 (61 in 55 games)

STOLEN BASE PERCENTAGE (MIN. 20 ATT)

0.97 - Iyhia McMichael, 2003 (36 of 37 in 64 games)

HIT BY PITCH

13 - Courtney Bures, 2007 (61 games)

13 - Brittany Bell, 2009 (56 games)

FIELDING

TOTAL CHANCES

511 - Kellie Wilkerson, 2002 (66 games)

PUTOUTS

477 - Sammie Jo Bailey, 2007 (62 games)

ASSISTS

193 - Courtney Bures, 2007 (62 games)

ERRORS

24 - Courtney Bures, 2007 (62 games)

FIELDING DOUBLE PLAYS

21 - Cheri Smith, 2000 (56 games)

21 - Sammie Jo Bailey, 2007 (62 games)

MISCELLANEOUS

CONSECUTIVE GAMES HITTING STREAK

25 - Iyhia McMichael, March 8 - April 9, 2003

CONSECUTIVE VICTORIES

10 - Michelle Gates, February 26 - March 28, 1997

GAME-WINNING RUNS BATTED IN

12 - Kellie Wilkerson, 1999 (67 games)
12 - Jennifer Waterman, 2004 (65 games)

GAME-WINNING RUNS SCORED

22 - Keri McCallum, 2000 (71 games)

CAREER RECORDS

PITCHING

APPEARANCES

131 - Melissa Massey, 2002-04

GAMES STARTED

103 - Melissa Massey, 2002-04

COMPLETE GAMES

45 - Melissa Massey, 2002-04 (103 games started)

INNINGS PITCHED

580.2 - Melissa Massey, 2002-04 (131 appearances)

VICTORIES

55 - Melissa Massey, 2002-04 (41 losses)

WINNING PERCENTAGE

.757 - Kim Davis, 1985-86 (28-9)

SAVES

32 - Kellie Wilkerson, 1999, 2001-02 (105 appearances)

EARNED RUN AVERAGE

1.26 - Kim Davis, 1985-86 (43 ER in 239.0 IP)

SHUTOUTS

13 - Autumn Anderson, 1998-99 (49 victories)

CONSECUTIVE SHUTOUTS

3 - Autumn Anderson, 5/9 - 5/10/98

STRIKEOUTS

406 - Autumn Anderson, 1998-99 (529.2 innings pitched)

STRIKEOUT RATIO (SO PER 7 INN)

5.89 - Kellie Wilkerson, 1999, 2001-02 (175 in 208.0 IP)

BATTING

BATTING AVERAGE

.461 - Chelsea Bramlett, 2007-10 (233 games)

AT-BATS

818 - Keri McCallum, 1997-2000 (247 games)

RUNS

219 - Chelsea Bramlett, 2007-10 (233 games)

RUNS PER GAME

0.94 - Chelsea Bramlett, 2007-10 (219 in 233 games)

HITS

359 - Chelsea Bramlett, 2007-10 (233 games)

DOUBLES

61 - Kellie Wilkerson, 1999-2002 (262 games)

DOUBLES PER GAME

0.23 - Kellie Wilkerson, 1999-2002 (61 in 262 games)

TRIPLES

38 - Keri McCallum, 1997-2000 (247 games)

TRIPLES PER GAME

0.15 - Keri McCallum, 1997-2000 (38 in 247 games)

HOME RUNS

44 - Kellie Wilkerson, 1999-2002 (262 games)

HOME RUNS PER GAME

0.14 - Iyhia McMichael, 2001-04 (37 in 258 games)

GRAND SLAMS

2 - Kasey Whitehead, 2000-02

2 - Iyhia McMichael, 2001-04

2 - Jessie Bailey, 2007-10

2 - Ka'ili Smith, 2009-present

TOTAL BASES

529 - Kellie Wilkerson, 1999-02 (262 games)

SLUGGING PERCENTAGE

.713 - Kellie Wilkerson, 1999-02 (529 TB in 742 AB)

RUNS BATTED IN

193 - Courtney Bures, 2005-08 (251 games)

RUNS BATTED IN PER GAME

0.77 - Courtney Bures, 2005-2008 (193 in 251 games)



AUTUMN ANDERSON

BASES ON BALLS

177 - Kellie Wilkerson, 1999-02 (262 games)

INTENTIONAL BASES ON BALLS

34 - Kellie Wilkerson, 1999-02 (262 games)

BASES ON BALLS PER GAME

0.68 - Kellie Wilkerson, 1999-02 (177 in 262 games)

STOLEN BASES

207 - Chelsea Bramlett, 2007-10 (233 games)

STOLEN BASES PER GAME

0.89 - Chelsea Bramlett, 2007-10 (233 games)

STOLEN BASE PERCENTAGE (MIN. 30 ATT)

0.92 - Chelsea Bramlett, 2007-10 (207 of 224 in 233 games)

HIT BY PITCH

33 - Keri McCallum, 1997-00 (247 games)

FIELDING

TOTAL CHANCES

1,687 - Cheri Smith, 1998-2001 (239 games)

PUTOUTS

1,430 - Cheri Smith, 1998-2001 (239 games)

ASSISTS

617 - Courtney Bures, 2005-2008 (251 games)

ERRORS

66 - Karrie Rider, 1997-2000 (248 games)

FIELDING DOUBLE PLAYS

53 - Sammie Jo Bailey, 2006-09 (229 games)

MISCELLANEOUS

GAMES PLAYED

262 - Kellie Wilkerson, 1999-2002

CONSECUTIVE SUCCESSFUL STOLEN BASES

63 - Chelsea Bramlett, Apr. 22, 2009 - Apr. 18, 2010

CONSECUTIVE SCORELESS INNINGS

29.0 - Autumn Anderson, May 8 - May 10, 1998

GAME-WINNING RUNS BATTED IN

28 - Kellie Wilkerson, 1999-02 (262 games)

28 - Iyhia McMichael, 2001-04 (258 games)

GAME-WINNING RUNS SCORED

50 - Keri McCallum, 1997-00 (247 games)

STATE SINGLE-GAME RECORDS

BATTING

AT-BATS

No.	Player vs. Opponent.....	Date
1.	6 Ariana Benardo vs. Alabama State	March 1, 1997
6	Jenny Hehnke vs. Alabama State	March 1, 1997
6	Nichole Henry vs. Alabama State	March 1, 1997
6	Nichole Henry at Kentucky	April 11, 1997
6	Karrie Rider at Kentucky	April 11, 1997
6	Kellie Wilkerson at Kentucky	April 11, 1997
6	Kellie Wilkerson vs. Texas	March 1, 2002
6	Kate Jaspers vs. Texas	March 1, 2002
6	Blaire Brown vs. Texas	March 1, 2002
6	Kasey Whitehead vs. Texas	March 1, 2002
6	Krystal Tillman vs. Texas	March 1, 2002
6	Jennifer Nelson at LSU	March 19, 2002
6	Iyhia McMichael at LSU	March 19, 2002

RUNS

No.	Player vs. Opponent.....	Date
1.	5 Michelle Gates vs. Alabama State	March 1, 1997
2.	4 Jenny Hehnke vs. Tulsa	February 23, 1997
4	Nichole Henry vs. Alabama State	March 1, 1997
4	Kendell Kimbrough vs. Alabama State	March 1, 1997
4	Keri McCallum vs. Tennessee	April 14, 2000
4	Iyhia McMichael vs. Samford	February 16, 2003
4	Iyhia McMichael vs. Bradley	February 6, 2004
4	Courtney Bures vs. Seton Hall	February 23, 2007
4	Hayle Guess vs. Charleston Southern	March 7, 2008
10.	3 94 Times	

HITS

No.	Player vs. Opponent.....	Date
1.	5 Shawna Feldt at Georgia	March 22, 1998
2.	4 27 Times	

DOUBLES

No.	Player vs. Opponent.....	Date
1.	3 Jenny Hehnke vs. Tulsa	February 23, 1997
2.	61 Times	

TRIPLES

No.	Player vs. Opponent.....	Date
1.	3 Hayle Guess vs. Ole Miss	April 7, 2007
2.	Keri McCallum vs. South Carolina	March 22, 1997
2	Keri McCallum vs. Belmont	February 19, 2000
2	Iyhia McMichael vs. Samford	February 16, 2003
2	Brandi Watkins vs. Alabama A&M	February 20, 2004
2	Blaire Brown vs. Alabama A&M	February 20, 2004
2	Iyhia McMichael vs. Mississippi Valley St.	February 21, 2004
2	Courtney Bures vs. Long Beach State	March 11, 2006
8.	1 213 Times	

HOME RUNS

No.	Player vs. Opponent.....	Date
1.	2 Michelle Gates at Alabama State	March 1, 1997
2	Michelle Gates vs. Evansville	February 28, 1998
2	Kellie Wilkerson vs. Jacksonville State	March 12, 1999
2	Kellie Wilkerson at Alabama	April 23, 1999
2	Kellie Wilkerson vs. Northwestern St.	February 18, 2000
2	Kellie Wilkerson at Mississippi	March 27, 2001
2	Kellie Wilkerson vs. North Carolina	March 8, 2002
2	Iyhia McMichael at Mississippi	April 10, 2003
2	Jennifer Waterman vs. Villanova	February 28, 2004
2	Jennifer Waterman at Kentucky	March 27, 2004
2	Courtney Bures vs. Mississippi Valley St.	February 6, 2005
2	Hayle Guess vs. Jacksonville	February 10, 2006
2	Katie Cooley at Southern Miss	April 24, 2007



IYHIA MCMICHAEL

RUNS BATTED IN

No.	Player vs. Opponent.....	Date
1.	7 Iyhia McMichael vs. Samford	February 16, 2003
7	Hayle Guess vs. Pacific	May 18, 2007
3.	6 Michelle Gates vs. Alabama State	March 1, 1997
6	Kate Jaspers vs. Bradley	February 6, 2004
5.	5 Kendell Kimbrough vs. Alabama State	March 1, 1997
5	Keri McCallum vs. Tennessee State	March 1, 1997
5	Kellie Wilkerson vs. Auburn	May 8, 1999
5	Krystal Tillman at Tennessee	March 31, 2001
5	Tanelda McDonald vs. Jackson State	February 8, 2004
5	Jennifer Waterman at Kentucky	March 27, 2004
5	Courtney Bures vs. Purdue	February 11, 2007
5	Katie Cooley at Southern Miss	April 24, 2007
5	Jessie Spain vs. La.-Monroe	February 8, 2009
5	Ka'ili Smith vs. Oregon State	February 20, 2010
5	Ka'ili Smith vs. Georgetown	March 13, 2010

TOTAL BASES

No.	Player vs. Opponent.....	Date
1.	10 Iyhia McMichael vs. Samford	February 16, 2003
2.	9 Michelle Gates vs. Alabama State	March 1, 1997
9	Michelle Gates vs. Evansville	February 28, 1998
9	Kellie Wilkerson vs. Northwestern St.	February 18, 2000
9	Hayle Guess vs. Jacksonville	February 10, 2006
9	Hayle Guess v. Ole Miss	April 7, 2007
9	Katie Cooley at Southern Miss	April 24, 2007
8.	8 11 Times	

BASES ON BALLS

No.	Player vs. Opponent.....	Date
1.	4 Katie Cooley vs. LSU	March 30, 2005
2.	3 30 Times	

STOLEN BASES

No.	Player vs. Opponent.....	Date
1.	5 Chelsea Bramlett vs. La.-Monroe	February 8, 2009
2.	4 Chelsea Bramlett vs. South Carolina	April 1, 2007
4	Chelsea Bramlett vs. Troy	March 5, 2010
4	Chelsea Bramlett vs. East Tenn. State	March 13, 2010
5.	3 Michelle Gates at Arkansas	March 27, 1998
3	Kellie Wilkerson vs. Utah State	February 13, 1999
3	Kellie Wilkerson vs. Georgia Southern	March 8, 2001
3	Iyhia McMichael vs. Auburn	April 14, 2001
3	Jennifer Nelson vs. Belmont	February 13, 2002
3	Iyhia McMichael vs. Texas	March 1, 2002
3	Iyhia McMichael vs. Temple	March 9, 2002
3	Hayle Guess vs. Samford	March 1, 2006
3	Chelsea Bramlett vs. Tennessee Tech	February 24, 2007
3	Chelsea Bramlett vs. Wright State	February 15, 2008
3	Chelsea Bramlett vs. UAB	March 4, 2008

PITCHING

INNINGS

No.	Player vs. Opponent.....	Date
1.	10.0 Michelle Gates vs. Georgia	March 26, 1997
10.0	Alicia Judd vs. Louisiana Tech	April 25, 1997
10.0	Autumn Anderson vs. Missouri	February 21, 1998
10.0	Autumn Anderson vs. Samford	April 21, 1998
10.0	Jennifer Pursell vs. LSU	April 7, 2000
10.0	Lindsey Dunlap at Georgia	April 15, 2009
10.0	Lindsey Dunlap vs. Auburn	April 22, 2009
8.	9.0 Autumn Anderson at Arkansas	March 28, 1998
9.0	Autumn Anderson vs. Florida	April 30, 1999
9.0	Autumn Anderson vs. LSU	May 15, 1999
9.0	Jennifer Pursell vs. Stanford	March 5, 2000

STRIKEOUTS

No.	Player vs. Opponent.....	Date
1.	14 Autumn Anderson vs. Jacksonville St. ...	February 20, 1998
14	Autumn Anderson vs. Siena	March 14, 1998
3.	13 Autumn Anderson vs. Samford	April 21, 1998
4.	12 Stephanie Comeaux at UAB	March 8, 2005
12	Ragan Blake vs. East Tennessee State	February 19, 2006
12	Ragan Blake vs. Samford	March 1, 2006
12	Ragan Blake vs. Mercer	March 11, 2006
12	Ragan Blake vs. Mississippi Valley State	March 21, 2006
9.	11 5 Times	


FIELDING

PUTOUTS

No.	Player vs. Opponent.....	Date
1.	18 Kate Jaspers vs. Georgia Tech	May 8, 2004
2.	17 Sammie Jo Bailey v. Nebraska	February 24, 2007
3.	16 Cheri Smith vs. Missouri	February 21, 1998
16	Katie Johnson vs. North Carolina State ...	February 5, 2005
5.	15 Nichole Henry vs. Louisiana-Monroe	April 23, 1997
15	Nichole Henry at Mississippi	April 30, 1997
15	Cheri Smith vs. Siena	March 14, 1998
15	Nichole Henry vs. Siena	March 14, 1998
15	Cheri Smith vs. Boston University	March 11, 2000
15	Cheri Smith vs. Tennessee	April 14, 2000
15	Kate Jaspers vs. Temple	March 10, 2001
15	Kate Jaspers vs. Mississippi	April 20, 2004
15	Kate Jaspers vs. Cal-Berkeley	May 21, 2004

ASSISTS

No.	Player vs. Opponent.....	Date
1.	9 Karrie Rider at Alabama	April 24, 1999
2.	8 Karrie Rider at Auburn	April 30, 2000
8	Karrie Rider at Mississippi	April 30, 1997
8	Michelle Gates vs. Utah	February 12, 2000
8	Jennifer Jessup vs. Tennessee Tech	February 18, 2001
8	Iyhia McMichael vs. Michigan State	March 9, 2001
8	Kasey Whitehead vs. Georgia Tech	April 19, 2001
8	Callye Williams vs. Auburn	April 3, 2004
8	Courtney Bures v. Auburn	March 24, 2007
10.	7 13 Times	



HAYLE GUESS

ERRORS

No.	Player vs. Opponent.....	Date
1.	4 Jenny Hehnke vs. Arkansas	March 29, 1997
2.	3 Michelle Gates vs. Utah State	February 13, 2000
3	Faith Robinson at Arkansas	April 28, 2002
3	Callye Williams at South Carolina	March 8, 2003
3	Callye Williams at Mississippi	April 10, 2003
3	Hayle Guess vs. UC-Santa Barbara	February 14, 2004
3	Tanelda McDonald vs. Cal-Berkeley	February 25, 2005
3	Courtney Bures v. Utah State	February 17, 2007
9.	2 70 Times	

MISCELLANEOUS

CONSECUTIVE GAMES HITTING STREAK

No.	Player.....	Dates
1.	25 Iyhia McMichael	March 8 - April 9, 2003
2.	24 Kellie Wilkerson	February 6 - March 12, 1999
3.	22 Chelsea Bramlett	February 14-March 13, 2010
4.	20 Keri McCallum	April 17 - May 8, 1999
20	Jennifer Nelson	March 22 - April 18, 2003
6.	19 Keri McCallum	May 3, 1997 - March 11, 1998
19	Keri McCallum	March 11 - April 1, 2000
8.	18 Kellie Wilkerson	April 17 - May 8, 1999
9.	17 Iyhia McMichael	April 3 - May 8, 2004
10.	16 Jenny Hehnke	March 28 - April 11, 1997
16	Keri McCallum	March 14 - April 8, 1998
16	Nakita Boyce	February 24 - March 17, 2007
16	Chelsea Bramlett	February 15-March 15, 2009

CONSECUTIVE SUCCESSFUL STOLEN BASES

No.	Player.....	Dates
1.	63 Chelsea Bramlett	April 22, 2009 - April 18, 2010
2.	40 Iyhia McMichael	April 13, 2002 - April 26, 2003
3.	38 Chelsea Bramlett	February 16, 2007 - April 24, 2004
4.	29 Hayle Guess	February 6, 2004 - March 1, 2006
5.	26 Chelsea Bramlett	February 8-March 21, 2008
6.	22 Iyhia McMichael	April 12, 2001 - March 8, 2002
7.	21 Courtney Bures	March 21, 2006 - April 28, 2007
8.	19 Michelle Gates	February 15 - March 27, 1998
9.	17 Keri McCallum	February 11 - March 31, 2000
17	Chelsea Bramlett	March 21-April 22, 2009

CONSECUTIVE VICTORIES

No.	Player.....	Dates
1.	10 Michelle Gates	February 26 - March 28, 1997
10	Stephanie Comeaux	February 10 - March 5, 2006
3.	9 Melissa Massey	February 9 - March 8, 2003
4.	8 Autumn Anderson	February 12 - March 6, 1999
8	Kellie Wilkerson	February 18 - April 19, 2001
8	Melissa Massey	April 3 - May 8, 2004
8	Ragan Blake	February 10 - March 1, 2006
8.	7 Jennifer Pursell	February 13 - March 4, 2000
7	Kasey Whitehead	March 24 - April 11, 2002
7	Kelsey Nurnberg	February 8-February 23, 2008

CONSECUTIVE SCORELESS INNINGS PITCHED

No.	Player.....	Dates
1.	29.0 Autumn Anderson	May 8 - May 10, 1998
2.	26.1 Kellie Wilkerson	February 6 - March 27, 2001
3.	25.0 Jennifer Pursell	April 22 - May 11, 2001
4.	24.1 Kelli Miller	February 9 - February 16, 2007
5.	21.2 Kelsey Nurnberg	February 8 - February 10, 2008
6.	21.1 Autumn Anderson	February 21 - February 28, 1998
21.1	Autumn Anderson	March 24 - March 27, 1998
8.	21.0 Autumn Anderson	March 28 - April 3, 1998
9.	19.1 Jenny Hehnke	February 23 - March 14, 1997
19.1	Misty Flesher	February 8 - February 16, 2008

BATTING

AT-BATS

Player	Year	Cl.	G	AB
1. Keri McCallum	2000	Sr.	71	243
2. Keri McCallum	1999	Jr.	67	235
3. Karrie Rider	2000	Sr.	71	216
4. Chelsea Bramlett	2007	Fr.	62	215
5. Michelle Gates	2000	Sr.	69	211
6. Jenny Hehnke	2000	Sr.	69	210
7. Courtney Bures	2005	Fr.	66	209
8. Jennifer Nelson	2003	Sr.	64	208
9. Iyhia McMichael	2002	So.	67	207
10. Jenny Hehnke	1999	Jr.	67	206

BATTING AVERAGE (Minimum 150 at-bats)

Player	Year	Cl.	G	AB	Hits	Avg.
1. Chelsea Bramlett	2010	Sr.	55	183	98	.536
2. Chelsea Bramlett	2009	Jr.	56	88	181	.486
3. Iyhia McMichael	2004	Sr.	65	183	87	.475
4. Chelsea Bramlett	2008	So.	60	200	90	.450
5. Kellie Wilkerson	1999	Fr.	67	203	90	.443
6. Kellie Wilkerson	2000	So.	68	181	78	.431
7. Keri McCallum	1997	Fr.	54	157	67	.427
8. Kellie Wilkerson	2001	Jr.	61	167	70	.419
9. Kellie Wilkerson	2002	Sr.	66	191	80	.419
10. Keri McCallum	2000	Sr.	71	243	100	.412

RUNS

Player	Year	Cl.	G	R
1. Iyhia McMichael	2004	Sr.	65	83
2. Keri McCallum	2000	Sr.	71	64
3. Iyhia McMichael	2003	Jr.	64	63
4. Keri McCallum	1999	Jr.	67	57
5. Chelsea Bramlett	2007	Fr.	62	56
6. Chelsea Bramlett	2010	Sr.	55	56
7. Kellie Wilkerson	2001	Jr.	61	55
8. Chelsea Bramlett	2009	Jr.	56	55
9. Chelsea Bramlett	2008	So.	60	52
10. Kellie Wilkerson	2002	Sr.	66	51

RUNS PER GAME (Minimum 30 Runs)

Player	Year	Cl.	G	R	Avg.
1. Iyhia McMichael	2004	Sr.	65	83	1.28
2. Chelsea Bramlett	2010	Sr.	55	56	1.02
3. Iyhia McMichael	2003	Jr.	64	63	0.98
4. Chelsea Bramlett	2009	Jr.	56	55	0.98
5. Melanie Morgan	1985	Jr.	38	36	0.95
6. Keri McCallum	2000	Sr.	71	64	0.90
7. Kellie Wilkerson	2001	Jr.	61	55	0.90
8. Chelsea Bramlett	2007	Fr.	62	56	0.90
9. Meg Hartnett	1985	Jr.	40	35	0.88
10. Chelsea Bramlett	2008	So.	60	52	0.87

HITS

Player	Year	Cl.	G	Hits
1. Keri McCallum	2000	Sr.	71	100
2. Chelsea Bramlett	2010	Sr.	55	98
3. Kellie Wilkerson	1999	Fr.	67	90
4. Chelsea Bramlett	2008	So.	60	90
5. Chelsea Bramlett	2009	Jr.	56	88
6. Iyhia McMichael	2004	Sr.	65	87
7. Keri McCallum	1999	Jr.	67	88
8. Chelsea Bramlett	2007	Fr.	62	83
9. Courtney Bures	2005	Fr.	66	81
10. Kellie Wilkerson	2002	Sr.	66	80

HITS PER GAME (Minimum 65 Hits)

Player	Year	Cl.	G	Hits	Avg.
1. Chelsea Bramlett	2010	Sr.	55	98	1.78
2. Chelsea Bramlett	2009	Jr.	56	88	1.57
3. Chelsea Bramlett	2008	So.	60	90	1.50
4. Keri McCallum	2000	Sr.	71	100	1.41
5. Kellie Wilkerson	1999	Fr.	67	90	1.34
6. Iyhia McMichael	2004	Sr.	65	87	1.34
7. Chelsea Bramlett	2007	Fr.	62	83	1.34
8. Keri McCallum	1999	Jr.	67	88	1.31
9. Jenny Hehnke	1997	Fr.	56	71	1.27
10. Michelle Gates	1998	So.	57	70	1.23
Courtney Bures	2005	Fr.	66	81	1.23

DOUBLES

Player	Year	Cl.	G	2B
1. Keri McCallum	1999	Jr.	67	22
2. Kellie Wilkerson	2002	Sr.	66	18
3. Jennifer Waterman	2003	Jr.	52	18
4. Kellie Wilkerson	1999	Fr.	67	17
5. Michelle Gates	1997	Fr.	56	16
6. Iyhia McMichael	2004	Sr.	65	16
7. Courtney Bures	2005	Fr.	66	16
8. Michelle Gates	1998	So.	57	15
9. Michelle Gates	1999	Jr.	65	15
10. Iyhia McMichael	2002	So.	67	15

DOUBLES PER GAME (Minimum 11 Doubles)

Player	Year	Cl.	G	2B	Avg.
1. Jennifer Waterman	2003	Jr.	52	18	0.35
2. Keri McCallum	1999	Jr.	67	22	0.33
3. Michelle Gates	1997	Fr.	56	16	0.29
4. Kellie Wilkerson	2002	Sr.	66	18	0.27
5. Michelle Gates	1998	So.	57	15	0.26
6. Jenny Hehnke	1997	Fr.	56	14	0.25
7. Kellie Wilkerson	1999	Fr.	67	17	0.25
8. Iyhia McMichael	2004	Sr.	65	16	0.25
9. Courtney Bures	2005	Fr.	66	16	0.24
10. Michelle Gates	1999	Jr.	65	15	0.23

TRIPLES

Player	Year	Cl.	G	3B
1. Keri McCallum	1997	Fr.	54	11
2. Keri McCallum	2000	Sr.	71	11
3. Michelle Gates	1998	So.	57	10
4. Keri McCallum	1999	Jr.	67	10
5. Iyhia McMichael	2004	Sr.	65	10
6. Iyhia McMichael	2002	So.	67	8
7. Melanie Morgan	1985	Jr.	38	7
8. Jennifer Nelson	2003	Sr.	64	7
9. Keri McCallum	1998	So.	55	6
10. Kate Jaspers	2003	Jr.	63	6
Courtney Bures	2006	So.	61	6
Nakita Boyce	2007	Jr.	61	6
Chelsea Bramlett	2010	Sr.	55	6

TRIPLES PER GAME (Minimum 5 Triples)

Player	Year	Cl.	G	3B	Avg.
1. Keri McCallum	1997	Fr.	54	11	0.20
2. Melanie Morgan	1985	Jr.	38	7	0.18
3. Michelle Gates	1998	So.	57	10	0.18
4. Keri McCallum	1999	Jr.	67	10	0.15
5. Keri McCallum	2000	Sr.	71	11	0.15
6. Iyhia McMichael	2004	Sr.	65	10	0.15
7. Meg Hartnett	1985	Jr.	40	5	0.13
8. Iyhia McMichael	2002	So.	67	8	0.12
9. Keri McCallum	1998	So.	55	6	0.11
10. Jennifer Nelson	2003	Sr.	64	7	0.11
Chelsea Bramlett	2010	Sr.	55	6	0.11

HOME RUNS

Player	Year	Cl.	G	HR
1. Iyhia McMichael	2003	Jr.	64	18
2. Courtney Bures	2005	Fr.	66	17
3. Kellie Wilkerson	2001	Jr.	61	14
4. Kellie Wilkerson	1999	Fr.	67	13
5. Iyhia McMichael	2004	Sr.	65	10
6. Ka'li Smith	2010	So.	55	10
7. Kellie Wilkerson	2002	Sr.	66	9
8. Melanie Morgan	1986	Sr.	38	8
9. Kellie Wilkerson	2000	So.	68	8
10. Katie Cooley	2005	So.	62	8
Sammie Jo Bailey	2006	Fr.	54	8

HOME RUNS PER GAME (Minimum 5 HR)

Player	Year	Cl.	G	HR	Avg.
1. Iyhia McMichael	2003	Jr.	64	18	0.28
2. Courtney Bures	2005	Fr.	66	17	0.26
3. Kellie Wilkerson	2001	Jr.	61	14	0.23
4. Kellie Wilkerson	1999	Fr.	67	13	0.21
5. Iyhia McMichael	2004	Sr.	65	10	0.15
6. Ka'li Smith	2010	So.	55	10	0.18
7. Meg Hartnett	1985	Jr.	40	6	0.15
8. Iyhia McMichael	2004	Sr.	65	10	0.15
9. Kellie Wilkerson	2002	Sr.	66	9	0.14
10. Sammie Jo Bailey	2006	Fr.	54	8	0.14

TOTAL BASES

Player	Year	Cl.	H	2B	3B	HR	TB
1. Courtney Bures	2005	Fr.	81	16	5	17	158
2. Iyhia McMichael	2004	Sr.	87	16	10	10	153
3. Kellie Wilkerson	1999	Fr.	90	17	3	13	152
4. Iyhia McMichael	2003	Jr.	75	10	5	18	149
5. Keri McCallum	2000	Sr.	100	11	11	4	145
6. Keri McCallum	1999	Jr.	88	22	10	0	130
7. Kellie Wilkerson	2002	Sr.	80	18	2	9	129
8. Kellie Wilkerson	2001	Jr.	70	12	2	14	128
9. Michelle Gates	1998	So.	70	15	10	6	123
10. Kellie Wilkerson	2000	So.	78	14	2	8	120

SLUGGING PERCENTAGE (Minimum 70 at-bats)

Player	Year	Cl.	G	AB	TB	Pct.
1. Iyhia McMichael	2004	Sr.	65	183	153	.836
2. Iyhia McMichael	2003	Jr.	64	186	149	.801
3. Kellie Wilkerson	2001	Jr.	61	167	128	.766
4. Courtney Bures	2005	Fr.	66	209	158	.756
5. Kellie Wilkerson	1999	Fr.	67	203	152	.749
6. Kellie Wilkerson	2002	Sr.	66	191	129	.675
7. Michelle Gates	1998	So.	57	184	123	.668
8. Kellie Wilkerson	2000	So.	68	181	120	.663
9. Melanie Morgan	1985	Jr.	38	118	73	.619
10. Keri McCallum	1997	Fr.	54	157	97	.618

RUNS BATTED IN

Player	Year	Cl.	G	RBI
1. Kellie Wilkerson	1999	Fr.	67	65
2. Iyhia McMichael	2003	Jr.	64	63
3. Courtney Bures	2007	Jr.	61	56
4. Jennifer Waterman	2004	Sr.	64	55
5. Courtney Bures	2005	Fr.	66	54
6. Ka'li Smith	2010	So.	55	50
7. Michelle Gates	1997	Fr.	56	48
8. Iyhia McMichael	2002	So.	71	48
9. Kate Jaspers	2004	Sr.	63	47
10. Courtney Bures	2008	Sr.	63	46

RUNS BATTED IN PER GAME (Minimum 30 RBI)

Player	Year	Cl.	G	RBI	Avg.
1. Iyhia McMichael	2003	Jr.	64	63	0.98
2. Kellie Wilkerson	1999	Fr.	67	65	0.97
3. Courtney Bures	2007	Jr.	61	56	0.92
4. Ka'li Smith	2010	So.	55	50	0.91
5. Michelle Gates	1997	Fr.	56	48	0.86
6. Jennifer Waterman	2004	Sr.	64	55	0.86
7. Meg Hartnett	1985	Jr.	40	34	0.85
8. Courtney Bures	2005	Fr.	66	54	0.82
9. Kate Jaspers	2004	Sr.	63	47	0.75
10. Courtney Bures	2008	Sr.	63	46	0.73

STOLEN BASES

Player	Year	Cl.	G	SB
1. Chelsea Bramlett	2010	Sr.	55	61
2. Chelsea Bramlett	2009	Jr.	56	54
3. Chelsea Bramlett	2007	Fr.	62	46
4. Chelsea Bramlett	2008	So.	60	46
5. Iyhia McMichael	2004	Sr.	65	41
6. Iyhia McMichael	2002	So.	67	36
7. Iyhia McMichael	2003	Jr.	64	36
8. Kellie Wilkerson	2001	Jr.	61	35
9. Keri McCallum	2000	Sr.	71	31
10. Michelle Gates	1998	So.	57	30

STOLEN BASES PER GAME (Minimum 15 SB)

Player	Year	Cl.	G	SB	Avg.
1. Chelsea Bramlett	2010	Sr.	55	61	1.11
2. Chelsea Bramlett	2009	Jr.	56	54	0.96
3. Chelsea Bramlett	2007	Fr.	62	46	0.77
4. Chelsea Bramlett	2008	So.	60	46	0.74
5. Iyhia McMichael	2004	Sr.	65	41	0.63
6. Kellie Wilkerson	2001	Jr.	61	35	0.57
7. Iyhia McMichael	2003	Jr.	64	36	0.56
8. Iyhia McMichael	2002	So.	67	36	0.54
9. Michelle Gates	1998	So.	57	30	0.53
10. Keri McCallum	1997	Fr.	54	27	0.50

STOLEN BASE PERCENTAGE (Minimum 15 Stolen Base Attempts)

Player	Year	Cl.	G	SB	SBA	Pct.
1. Iyhia McMichael	2003	Jr.	64	36	37	0.97
2. Nakita Boyce	2008	Sr.	63	22	23	0.96
3. Chelsea Bramlett	2010	Sr.	55	61	64	0.95
4. Haylee Guess	2006	So.	61	23	25	0.92
5. Chelsea Bramlett	2007	Fr.	62	46	50	0.92



SINGLE-SEASON RECORDS

INTENTIONAL BASES ON BALLS

Player	Year	Cl.	G	IBB
1. Kellie Wilkerson	2001	Jr.	61	13
2. Kellie Wilkerson	1999	Fr.	67	9
3. Kellie Wilkerson	2000	So.	68	7
4. Iyhia McMichael	2003	Jr.	64	7
5. Courtney Bures	2008	Sr.	63	6
6. Kellie Wilkerson	2002	Sr.	66	5
7. Michelle Gates	1998	So.	58	4
8. Chelsea Bramlett	2010	Sr.	55	4
9. Courtney Bures	2006	So.	61	3
10. Katie Cooley	2006	Jr.	57	3
11. Courtney Bures	2007	Jr.	61	3
12. Chelsea Bramlett	2009	Jr.	56	3

HIT BY PITCH

Player	Year	Cl.	G	HBP
1. Courtney Bures	2007	Jr.	61	14
2. Brittany Bell	2009	So.	55	13
3. Keri McCallum	2000	Sr.	71	12
4. Keri McCallum	1998	So.	55	9
5. Brittany Bell	2008	Fr.	55	9
6. Ali Bainbridge	2009	So.	56	8
7. Keri McCallum	1997	Fr.	54	7
8. Kellie Wilkerson	2002	Sr.	66	7
9. Nakita Boyce	2005	Fr.	43	7
10. Brittany Bell	2010	Jr.	54	7

GAME-WINNING RUNS BATTED IN

Player	Year	Cl.	G	GW
1. Kellie Wilkerson	1999	Fr.	67	12
2. Jennifer Waterman	2004	Sr.	64	12
3. Courtney Bures	2007	Jr.	61	10
4. Michelle Gates	2000	Sr.	69	9
5. Iyhia McMichael	2002	So.	67	9
6. Karrie Rider	2000	Sr.	71	8
7. Kellie Wilkerson	2001	Jr.	61	8
8. Nine Players with				7

GAME-WINNING RUNS SCORED

Player	Year	Cl.	G	GW
1. Keri McCallum	2000	Sr.	71	22
2. Iyhia McMichael	2004	Sr.	65	20
3. Keri McCallum	1999	Jr.	67	15
4. Hayle Guess	2006	So.	61	11
5. Chelsea Bramlett	2009	Jr.	56	11
6. Kellie Wilkerson	2001	Jr.	61	10
7. Chelsea Bramlett	2007	Fr.	58	9
8. Chelsea Bramlett	2008	So.	60	9
9. Keri McCallum	1998	So.	55	8
10. Jennifer Nelson	2003	Sr.	64	8
11. Courtney Bures	2005	Fr.	66	8

PITCHING

APPEARANCES

Player	Year	Cl.	App
1. Kasey Whitehead	2002	Sr.	53
2. Autumn Anderson	1999	Sr.	51
3. Autumn Anderson	1998	Jr.	50
4. Jennifer Pursell	2000	Fr.	50
5. Sara Hickerson	2007	Sr.	45
6. Jennifer Pursell	2001	So.	43
7. Lindsey Dunlap	2009	Fr.	43
8. Kellie Wilkerson	2002	Sr.	41
9. Melissa Massey	2003	So.	41
10. Kelli Miller	2007	Sr.	38
11. Misty Flesher	2008	Fr.	38
12. Kelsey Nurnberg	2008	Jr.	38

GAMES STARTED

Player	Year	Cl.	GS
1. Autumn Anderson	1999	Sr.	38
2. Jennifer Pursell	2000	Fr.	35
3. Kasey Whitehead	2002	Sr.	34
4. Melissa Massey	2003	So.	34
5. Melissa Massey	2004	Jr.	32
6. Kelli Miller	2007	Sr.	31
7. Jennifer Pursell	2001	So.	31
8. Kelsey Nurnberg	2008	Jr.	30
9. Autumn Anderson	1998	Jr.	29
10. Ragan Blake	2006	So.	29

COMPLETE GAMES

Player	Year	Cl.	CG
1. Autumn Anderson	1998	Jr.	25
2. Jennifer Pursell	2000	Fr.	25
3. Michelle Gates	1997	Fr.	20
4. Ragan Blake	2006	So.	20
5. Lindsey Dunlap	2009	Fr.	20
6. Autumn Anderson	1999	Sr.	19
7. Kim Davis	1985	Fr.	18
8. Vicki Bonar	1985	Sr.	17
9. Alicia Judd	1997	Fr.	16
10. Melissa Massey	2003	So.	16
11. Misty Flesher	2008	Fr.	16

INNINGS

Player	Year	Cl.	IP
1. Autumn Anderson	1998	Jr.	275.2
2. Jennifer Pursell	2000	Fr.	256.2
3. Autumn Anderson	1999	Sr.	254.0
4. Kasey Whitehead	2002	Sr.	221.2
5. Lindsey Dunlap	2009	Fr.	217.2
6. Melissa Massey	2003	So.	198.2
7. Jennifer Pursell	2001	So.	198.0
8. Ragan Blake	2006	So.	192.2
9. Melissa Massey	2004	Jr.	180.0
10. Misty Flesher	2008	Fr.	179.1

WINNING PERCENTAGE (Minimum 10 Decisions)

Player	Year	Cl.	W	L	Pct.
1. Kellie Wilkerson	2001	Jr.	9	1	.900
2. Kim Davis	1985	Fr.	17	5	.773
3. Kim Davis	1986	So.	11	4	.733
4. Kathleen Tindle	1986	Fr.	7	3	.700
5. Cathy Pippins	1986	Fr.	9	4	.692
6. Autumn Anderson	1998	Jr.	26	13	.667
7. Misty Flesher	2008	Fr.	20	10	.667
8. Melissa Massey	2004	Jr.	18	9	.667
9. Melissa Massey	2003	So.	22	12	.647
10. Autumn Anderson	1999	Sr.	23	13	.639

VICTORIES

Player	Year	Cl.	W	L	Pct.
1. Autumn Anderson	1998	Jr.	26	13	.667
2. Jennifer Pursell	2000	Fr.	26	16	.619
3. Autumn Anderson	1999	Sr.	23	13	.639
4. Melissa Massey	2003	So.	22	12	.647
5. Misty Flesher	2008	Fr.	20	10	.667
6. Kasey Whitehead	2002	Sr.	20	14	.588
7. Melissa Massey	2004	Jr.	18	9	.667
8. Kelli Miller	2007	Sr.	18	11	.621
9. Kim Davis	1985	Fr.	17	5	.773
10. Kelsey Nurnberg	2008	Jr.	17	10	.630
11. Lindsey Dunlap	2009	Fr.	17	16	.515

SAVES

Player	Year	Cl.	SV
1. Kellie Wilkerson	2002	Sr.	14
2. Kellie Wilkerson	2001	Jr.	10
3. Sara Hickerson	2007	Sr.	10
4. Kellie Wilkerson	1999	Fr.	8
5. Ragan Blake	2005	Fr.	7
6. Stephanie Owens	2003	Fr.	5
7. Jennifer Pursell	2000	Fr.	4
8. Elizabeth Woolven	2008	Fr.	4
9. Lindsey Dunlap	2009	Fr.	4
10. Five Players with			3

EARNED RUN AVERAGE (Minimum 85 Innings)

Player	Year	Cl.	App	IP	R	ER	ERA
1. Kim Davis	1986	So.	21	97.2	22	11	1.01
2. Autumn Anderson	1998	Jr.	50	275.2	75	42	1.07
3. Cathy Pippins	1986	Fr.	20	87.1	30	13	1.34
4. Kim Davis	1985	Fr.	24	141.1	48	32	1.58
5. Vicki Bonar	1985	Sr.	22	132.0	52	30	1.59
6. Stephanie Comeaux	2006	Jr.	29	155.2	55	39	1.75
7. Ragan Blake	2006	So.	37	192.2	75	49	1.78
8. Alicia Judd	1998	So.	32	129.1	49	35	1.89
9. Michelle Gates	1997	Fr.	31	176.0	79	48	1.91
10. Kelli Miller	2004	Fr.	30	131.1	66	36	1.92

SHUTOUTS

Player	Year	Cl.	ShO
1. Autumn Anderson	1998	Jr.	8
2. Jennifer Pursell	2000	Fr.	7
3. Ragan Blake	2006	So.	7
4. Melissa Massey	2003	So.	6
5. Misty Flesher	2008	Fr.	6
6. Alicia Judd	1998	So.	5
7. Autumn Anderson	1999	Sr.	5
8. Kelli Miller	2004	Fr.	5
9. Kelli Miller	2005	So.	5
10. Seven Players with			4

STRIKEOUT RATIO (Minimum 50 Innings)

Player	Year	Cl.	SO	IP	Avg.
1. Kellie Wilkerson	2002	Sr.	77	74.2	7.22
2. Ragan Blake	2006	So.	183	192.2	6.65
3. Melissa Massey	2005	Sr.	62	66.1	6.54
4. Lindsey Dunlap	2010	So.	69	74.2	6.47
5. Autumn Anderson	1998	Jr.	246	275.2	6.25
6. Ragan Blake	2005	Fr.	58	67.0	6.06
7. Stephanie Comeaux	2005	So.	105	141.2	5.19
8. Lindsey Dunlap	2009	Fr.	161	217.2	5.18
9. Sara Hickerson	2007	Sr.	72	100.2	5.01
10. Kelsey Nurnberg	2009	Sr.	84	124.1	4.73

STRIKEOUTS

Player	Year	Cl.	SO
1. Autumn Anderson	1998	Jr.	246
2. Ragan Blake	2006	So.	183
3. Lindsey Dunlap	2009	Fr.	161
4. Autumn Anderson	1999	Sr.	160
5. Jennifer Pursell	2000	Fr.	143
6. Misty Flesher	2008	Fr.	119
7. Melissa Massey	2004	Jr.	115
8. Jennifer Pursell	2001	So.	107
9. Melissa Massey	2003	So.	96
10. Kasey Whitehead	2002	Sr.	95

FIELDING

FIELDING PERCENTAGE (Minimum 250 TC)

Player	Year	Cl.	TC	PO	A	E	Pct.
1. Blair Hewett	2006	Jr.	311	283	27	1	.997
2. Lindsay Hunley	2005	Fr.	462	438	22	2	.996
3. Kate Jaspers	2003	Jr.	476	446	27	3	.994
4. Chelsea Bramlett	2008	So.	273	252	19	2	.993
5. Jennifer Waterman	2004	Sr.	381	343	35	3	.992
6. Keri McCallum	2000	Sr.	252	204	46	2	.992
7. Kate Jaspers	2004	Sr.	323	312	8	3	.991
8. Cheri Smith	1999	So.	499	459	35	5	.990
9. Chelsea Bramlett	2009	Jr.	308	286	19	3	.990
10. Kellie Wilkerson	2002	Sr.	511	447	58	6	.988
11. Sammie Jo Bailey	2007	So.	498	477	15	6	.988

TOTAL CHANCES

Player	Year	Cl.	TC	PO	A	E	Pct.
1. Kellie Wilkerson	2002	Sr.	511	447	58	6	.988
2. Cheri Smith	1999	So.	499	459	35	5	.990
3. Sammie Jo Bailey	2007	So.	498	477	15	6	.988
4. Cheri Smith	2000	Jr.	486	450	26	10	.979
5. Kate Jaspers	2003	Jr.	476	446	27	3	.994
6. Lindsay Hunley	2005	Fr.	462	438	22	2	.996
7. Nichole Henry	1997	Fr.	458	421	20	17	.963
8. Sammie Jo Bailey	2008	Jr.	453	434	10	9	.980
9. Cheri Smith	1998	Fr.	411	374	31	6	.985
10. Jennifer Waterman	2004	Sr.	381	343	35	3	.992

PUTOUTS

Player	Year	Cl.	TC	PO	A	E	Pct.
1. Sammie Jo Bailey	2007	So.	498	477	15	6	.988
2. Cheri Smith	1999	So.	499	459	35	5	.990
3. Cheri Smith	2000	Jr.	486	450	26	10	.979
4. Kellie Wilkerson	2002	Sr.	511	447	58	6	.988
5. Kate Jaspers	2003	Jr.	476	446	27	3	.994
6. Lindsay Hunley	2005	Fr.	462	438	22	2	.996
7. Sammie Jo Bailey	2008	Jr.	453	434	10	9	.980
8. Nichole Henry	1997	Fr.	458	421	20	17	.963
9. Cheri Smith	1998	Fr.	411	374	31	6	.985
10. Jennifer Waterman	2004	Sr.	381	343	35	3	.992

ASSISTS

Player	Year	Cl.	TC	PO	A	E	Pct.
1. Courtney Bures	2007	Jr.	311	94	193	24	.923
2. Karrie Rider	2000	Sr.	327	130	181	16	.951
3. Karrie Rider	1997	Fr.	261	77	171	16	.939
4. Courtney Bures	2008	Sr.	269	88	168	13	.952
5. Jennifer Jessup	2003	Jr.	248	70	163	15	.940
6. Michelle Gates	2000	Sr.	231	58	157	16	.931
7. Jessie Bailey	2007	Fr.	216	54	151	11	.949
8. Jennifer Jessup	2002	So.	279	113	149	17	.939
9. Michelle Gates	1997	Fr.	217	59	147	11	.949
10. Michelle Gates	1999	Jr.	228	73	142	13	.943
11. Tanelda McDonald	2004	Jr.	208	59	142	7	.966

ERRORS

	Player	Year	Cl.	TC	PO	A	E	Pct.
1.	Courtney Bures	2007	Jr.	311	94	193	24	.923
2.	Karrie Rider	1999	Jr.	281	129	131	21	.925
3.	Chelsea Bramlett	2007	Fr.	277	167	90	20	.928
4.	Hayle Guess	2004	Fr.	182	75	88	19	.896
	Courtney Bures	2005	Fr.	231	95	117	19	.918
6.	Nichole Henry	1997	Fr.	458	421	20	17	.963
	Jennifer Jessup	2002	So.	279	113	149	17	.939
8.	Karrie Rider	1997	Fr.	261	77	171	16	.939
	Jenny Hehnke	1999	Jr.	242	126	100	16	.934
	Michelle Gates	2000	Sr.	231	58	157	16	.931
	Karrie Rider	2000	Sr.	327	130	181	16	.951
	Erin Nesbit	2010	Fr.	178	64	98	16	.910

BATTING

GAMES

	Player	Years	Games
1.	Kellie Wilkerson	1999-02	262
2.	Iyhia McMichael	2001-04	258
3.	Hayle Guess	2004-08	255
	Jennifer Jessup	2000-05	255
5.	Courtney Bures	2005-08	251
6.	Karrie Rider	1997-00	248
	Jenny Hehnke	1997-00	248
	Kate Jaspers	2001-04	248
9.	Keri McCallum	1997-00	247
	Michelle Gates	1997-00	247

AT-BATS

	Player	Years	G	AB
1.	Keri McCallum	1997-00	247	818
2.	Chelsea Bramlett	2007-10	233	779
3.	Jenny Hehnke	1997-00	248	775
4.	Michelle Gates	1997-00	247	767
5.	Iyhia McMichael	2001-04	258	765
6.	Courtney Bures	2005-08	251	755
7.	Kellie Wilkerson	1999-02	262	742
8.	Hayle Guess	2004-08	255	730
9.	Karrie Rider	1997-00	248	721
10.	Jessie Bailey	2007-10	233	671

BATTING AVERAGE (Minimum 250 at-bats)

	Player	Years	G	AB	Hits	Avg.
1.	Chelsea Bramlett	2007-10	233	779	359	.461
2.	Kellie Wilkerson	1999-02	262	742	318	.429
3.	Keri McCallum	1997-00	247	818	319	.390
4.	Iyhia McMichael	2001-04	258	765	292	.382
5.	Courtney Bures	2005-08	251	755	281	.372
6.	Jenny Hehnke	1997-00	248	775	264	.341
7.	Michelle Gates	1997-00	247	767	255	.332
8.	Ka'ili Smith	2009-present	111	319	104	.326
9.	Jennifer Nelson	2000-02	156	555	174	.314
10.	Hayle Guess	2004-08	255	730	223	.305

RUNS

	Player	Years	G	R
1.	Chelsea Bramlett	2007-10	233	219
2.	Iyhia McMichael	2001-04	258	218
3.	Kellie Wilkerson	1999-02	262	198
4.	Keri McCallum	1997-00	247	191
5.	Courtney Bures	2005-08	251	160
6.	Hayle Guess	2004-08	255	152
7.	Michelle Gates	1997-00	247	140
8.	Nakita Boyce	2005-08	228	115
9.	Jenny Hehnke	1997-00	248	114
10.	Jennifer Jessup	2001-05	258	112

RUNS PER GAME (Minimum 65 Runs)

	Player	Years	G	Runs	Avg.
1.	Chelsea Bramlett	2007-10	233	219	0.942
2.	Iyhia McMichael	2001-04	258	218	0.84
3.	Keri McCallum	1997-00	247	191	0.77
4.	Kellie Wilkerson	1999-02	262	198	0.76
5.	Courtney Bures	2005-08	251	160	0.64
6.	Melanie Morgan	1983-86	123	78	0.63
7.	Hayle Guess	2004-08	255	152	0.60
8.	Michelle Gates	1997-00	247	140	0.57
9.	Nakita Boyce	2005-08	228	115	0.50
10.	Jennifer Nelson	2000-03	220	105	0.48
	Brittany Bell	2008-present	164	79	0.48

RUNS BATTED IN

	Player	Years	G	RBI
1.	Courtney Bures	2005-08	251	193
2.	Iyhia McMichael	2001-04	258	182
3.	Kellie Wilkerson	1999-02	262	175
4.	Michelle Gates	1997-00	247	159
5.	Jennifer Waterman	2001-04	226	120
6.	Hayle Guess	2004-08	255	111
7.	Keri McCallum	1997-00	247	105
8.	Blair Brown	2001-04	220	102
9.	Kate Jaspers	2001-04	248	100
10.	Sammie Jo Bailey	2006-09	229	98

RUNS BATTED IN PER GAME (Minimum 65 RBI)

	Player	Years	G	RBI	Avg.
1.	Courtney Bures	2005-08	251	193	0.77
	Ka'ili Smith	2009-present	111	85	0.77
3.	Iyhia McMichael	2001-04	258	182	0.71
4.	Melanie Morgan	1983-86	123	72	0.59
5.	Kellie Wilkerson	1999-02	262	175	0.67
6.	Michelle Gates	1997-00	247	159	0.64
7.	Jennifer Waterman	2001-04	226	120	0.53
8.	Meg Hartnett	1983-86	128	65	0.51
9.	Ali Bainbridge	2008-present	174	86	0.49
10.	Blair Brown	2001-04	220	102	0.46

HITS

	Player	Years	G	Hits	Avg.
1.	Chelsea Bramlett	2007-10	233	359	.461
2.	Keri McCallum	1997-00	247	319	.390
3.	Kellie Wilkerson	1999-02	262	318	.429
4.	Iyhia McMichael	2001-04	258	292	.382
5.	Courtney Bures	2005-08	251	281	.372
6.	Jenny Hehnke	1997-00	248	264	.341
7.	Michelle Gates	1997-00	247	255	.332
8.	Hayle Guess	2004-08	255	223	.305
9.	Courtney Bures	2005-07	188	207	.364
10.	Kate Jaspers	2001-04	248	196	.304

DOUBLES

	Player	Years	G	2B
1.	Kellie Wilkerson	1999-02	262	61
2.	Michelle Gates	1997-00	247	55
3.	Courtney Bures	2005-08	251	52
4.	Iyhia McMichael	2001-04	258	50
5.	Keri McCallum	1997-00	247	43
6.	Jennifer Waterman	2001-04	226	36
7.	Jenny Hehnke	1997-00	248	35
8.	Karrie Rider	1997-00	248	31
9.	Lindsay Nelson	2001-04	202	29
	Jennifer Jessup	2001-05	258	29
	Jessie Bailey	2007-10	234	29



COURTNEY BURES

DOUBLES PER GAME (Minimum 20 doubles)

	Player	Years	G	2B	Avg.
1.	Kellie Wilkerson	1999-02	262	61	0.23
2.	Michelle Gates	1997-00	247	55	0.22
3.	Courtney Bures	2005-08	251	52	0.21
4.	Iyhia McMichael	2001-04	258	50	0.19
5.	Keri McCallum	1997-00	247	43	0.17
6.	Jennifer Waterman	2001-04	226	36	0.16
	Ali Bainbridge	2008-present	174	28	0.16
8.	Jenny Hehnke	1997-00	248	35	0.14
	Lindsay Nelson	2001-04	202	29	0.14
10.	Karrie Rider	1997-00	248	31	0.13
	Callye Williams	2003-06	224	28	0.13

TRIPLES

	Player	Years	G	3B
1.	Keri McCallum	1997-00	247	38
2.	Iyhia McMichael	2001-04	258	26
3.	Michelle Gates	1997-00	247	21
4.	Courtney Bures	2005-08	251	15
5.	Hayle Guess	2004-08	255	14
6.	Nakita Boyce	2005-08	228	12
7.	Chelsea Bramlett	2007-10	233	11
8.	Melanie Morgan	1983-86	123	10
	Meg Hartnett	1983-86	128	10
	Jennifer Nelson	2000-03	220	10

TRIPLES PER GAME (Minimum 5 triples)

	Player	Years	G	3B	Avg.
1.	Keri McCallum	1997-00	247	38	0.15
2.	Iyhia McMichael	2001-04	258	26	0.10
3.	Michelle Gates	1997-00	247	21	0.09
4.	Melanie Morgan	1983-86	123	10	0.08
5.	Meg Hartnett	1983-86	128	10	0.07
6.	Courtney Bures	2005-08	251	15	0.06
	Ka'ili Smith	2009-present	111	7	0.06
8.	Bonnie McWatters	1984-86	101	5	0.05
	Jennifer Nelson	2000-03	220	10	0.05
	Hayle Guess	2004-08	255	14	0.05
	Nakita Boyce	2005-08	228	12	0.05
	Chelsea Bramlett	2007-10	233	11	0.05

HOME RUNS

	Player	Years	G	HR
1.	Kellie Wilkerson	1999-02	262	44
2.	Iyhia McMichael	2001-04	258	37
3.	Courtney Bures	2005-08	251	31
4.	Hayle Guess	2004-08	255	18
5.	Katie Cooley	2004-07	197	17
6.	Michelle Gates	1997-00	247	16
7.	Melanie Morgan	1985-86	76	14
	Sammie Jo Bailey	2006-09	229	14
9.	Blair Brown	2001-04	220	12
10.	Meg Hartnett	1984-86	128	11
	Kasey Whitehead	2000-02	175	11
	Jennifer Jessup	2001-05	258	11
	Ka'ili Smith	2009-present	111	11

HOME RUNS PER GAME (Minimum 7 home runs)

	Player	Years	G	HR	Avg.
1.	Kellie Wilkerson	1999-02	262	44	0.17
2.	Iyhia McMichael	2001-04	258	37	0.14
3.	Courtney Bures	2005-08	251	31	0.12
4.	Melanie Morgan	1983-86	123	14	0.11
5.	Ka'ili Smith	2009-present	111	11	0.10
6.	Meg Hartnett	1984-86	128	11	0.09
	Katie Cooley	2004-07	197	17	0.09
8.	Bonnie McWatters	1984-86	101	8	0.08
9.	Hayle Guess	2004-08	255	18	0.07
10.	Michelle Gates	1997-00	247	16	0.06
	Kasey Whitehead	2000-02	175	11	0.06
	Sammie Jo Bailey	2006-09	229	14	0.06

STATE CAREER RECORDS

TOTAL BASES

Player	Years	G	H	2B	3B	HR	TB
1. Kellie Wilkerson	1999-02	262	318	61	9	44	529
2. Iyhia McMichael	2001-04	258	292	50	26	37	505
3. Keri McCallum	1997-00	247	319	43	38	8	462
4. Courtney Bures	2005-08	251	281	52	15	31	456
5. Chelsea Bramlett	2007-10	233	359	22	11	3	412
6. Michelle Gates	1997-00	247	255	55	21	16	400
7. Hayle Guess	2004-08	255	223	26	14	18	331
8. Jenny Hehnke	1997-00	248	264	35	5	1	312
9. Chelsea Bramlett	2007-present	178	261	19	5	3	299
10. Kate Jaspers	2001-04	248	196	28	9	3	251
Jennifer Jessup	2001-05	258	185	29	2	11	251

SLUGGING PERCENTAGE (Minimum 250 at-bats)

Player	Years	G	AB	TB	Pct.
1. Kellie Wilkerson	1999-02	262	742	529	.713
2. Iyhia McMichael	2001-04	258	765	505	.660
3. Courtney Bures	2005-08	251	755	456	.604
4. Keri McCallum	1997-00	247	818	462	.565
5. Ka'li Smith	2009-present	111	319	169	.530
6. Chelsea Bramlett	2007-10	233	779	412	.529
7. Michelle Gates	1997-00	247	767	400	.522
8. Chelsea Bramlett	2007-present	178	596	299	.502
9. Melanie Morgan	1983-86	123	381	190	.499
10. Hayle Guess	2005-08	255	730	331	.453

BASES ON BALLS

Player	Years	G	BB
1. Kellie Wilkerson	1999-02	262	177
2. Iyhia McMichael	2001-04	258	146
3. Katie Cooley	2004-07	197	86
4. Cheri Smith	1998-01	239	85
5. Courtney Bures	2005-08	251	74
6. Jennifer Waterman	2001-04	226	71
7. Jennifer Jessup	2001-05	258	67
8. Hayle Guess	2004-08	255	64
9. Chelsea Bramlett	2007-10	233	63
10. Kate Jaspers	2001-04	248	58

INTENTIONAL BASES ON BALLS

Player	Years	G	IBB
1. Kellie Wilkerson	1999-02	262	34
2. Courtney Bures	2005-08	251	14
3. Iyhia McMichael	2001-04	258	12
4. Chelsea Bramlett	2007-10	233	10
5. Katie Cooley	2004-07	197	6
6. Jennifer Waterman	2001-04	226	3
7. Michelle Gates	1997-00	247	3
8. Brooke Best	2000-03	190	2
9. 10 Players with			1

STOLEN BASES

Player	Years	G	SB
1. Chelsea Bramlett	2007-10	233	207
2. Iyhia McMichael	2001-04	258	141
3. Keri McCallum	1997-00	247	90
4. Kellie Wilkerson	1999-02	262	84
5. Michelle Gates	1997-00	247	81
6. Hayle Guess	2004-08	255	75
7. Nakita Boyce	2005-08	228	67
8. Courtney Bures	2005-08	251	54
9. Brittany Bell	2008-present	164	46
10. Krystal Tillman	2001-03	184	38

STOLEN BASES PER GAME (Minimum 15 stolen bases)

Player	Years	G	SB	Avg.
1. Chelsea Bramlett	2007-10	233	207	0.89
2. Iyhia McMichael	2001-04	258	141	0.55
3. Keri McCallum	1997-00	247	90	0.36
4. Michelle Gates	1997-00	247	81	0.33
5. Kellie Wilkerson	1999-02	262	84	0.32
6. Hayle Guess	2004-08	255	75	0.29
7. Nakita Boyce	2005-08	228	67	0.29
8. Brittany Bell	2008-present	164	46	0.28
9. Courtney Bures	2005-08	251	54	0.22
10. Krystal Tillman	2001-03	184	38	0.21

STOLEN BASE PERCENTAGE (Minimum 20 attempts)

Player	Years	G	SB	SBA	Pct.
1. Chelsea Bramlett	2007-10	233	207	224	.924
2. Iyhia McMichael	2001-04	258	141	157	.898
3. Nakita Boyce	2005-08	228	67	75	.893
4. Brittany Bell	2008-present	164	46	52	.885
5. Hayle Guess	2004-08	255	75	86	.872
6. Kate Jaspers	2001-04	248	27	31	.871
7. Krystal Tillman	2001-03	184	38	46	.826
8. Kellie Wilkerson	1999-02	262	84	104	.808
9. Michelle Gates	1997-00	247	81	102	.794
10. Courtney Bures	2005-08	251	54	68	.794

HIT BY PITCH

Player	Years	G	HBP
1. Keri McCallum	1997-00	247	33
2. Brittany Bell	2008-present	164	29
3. Courtney Bures	2005-08	251	28
4. Kellie Wilkerson	1999-02	262	18
5. Ali Bainbridge	2008-present	172	16
6. Michelle Gates	1997-00	247	14
7. Hayle Guess	2004-07	192	13
8. Jessie Spain	2008-present	141	12
9. Nakita Boyce	2005-07	165	11
10. Kate Jaspers	2001-04	248	10

GAME-WINNING RUNS BATTED IN

Player	Years	G	GW
1. Kellie Wilkerson	1999-02	262	28
2. Iyhia McMichael	2001-04	258	28
3. Michelle Gates	1997-00	247	27
4. Courtney Bures	2005-08	251	24
5. Jennifer Waterman	2001-04	226	20
6. Blaire Brown	2001-04	220	14
7. Keri McCallum	1997-00	247	13
8. Jenny Hehnke	1997-00	248	13
9. Jennifer Jessup	2001-05	258	12
Jessie Bailey	2007-10	234	12

GAME-WINNING RUNS SCORED

Player	Years	G	GW
1. Keri McCallum	1997-00	247	50
2. Chelsea Bramlett	2007-10	233	34
3. Iyhia McMichael	2001-04	258	32
4. Kellie Wilkerson	1999-02	262	25
5. Hayle Guess	2004-08	255	22
6. Courtney Bures	2005-08	251	19
7. Jenny Hehnke	1997-00	248	16
8. Jennifer Nelson	2000-03	220	16
9. Kate Jaspers	2001-04	248	14
10. Cheri Smith	1998-01	239	13

PITCHING

APPEARANCES

Player	Years	APP
1. Melissa Massey	2002-05	131
2. Kelli Miller	2004-07	110
3. Stephanie Comeaux	2004-07	107
4. Kellie Wilkerson	1999-02	105
5. Autumn Anderson	1998-99	101
6. Kelsey Nurnberg	2007-09	101
7. Kasey Whitehead	2000-02	95
8. Jennifer Pursell	2000-01	93
9. Sara Hickerson	2004-07	87
10. Misty Flesher	2008-present	76

GAMES STARTED

Player	Years	W-L	GS
1. Melissa Massey	2002-05	55-41	103
2. Kelli Miller	2004-07	45-34	82
3. Stephanie Comeaux	2004-07	38-30	77
4. Kelsey Nurnberg	2007-09	35-26	72
5. Autumn Anderson	1998-99	49-26	67
6. Jennifer Pursell	2000-01	42-29	66
7. Kasey Whitehead	2000-02	28-23	55
8. Misty Flesher	2008-present	32-20	52
9. Alicia Judd	1997-98	21-17	48
10. Jennifer Nelson	2000-03	19-14	45

COMPLETE GAMES

Player	Years	GS	W-L	CG
1. Melissa Massey	2002-05	103	55-41	45
2. Autumn Anderson	1998-99	67	49-26	44
3. Jennifer Pursell	2000-01	66	42-29	36
4. Vicki Bonar	1984-85	40	19-18	30
5. Kim Davis	1985-86	37	28-9	28
6. Kelli Miller	2004-07	82	45-34	26
7. Misty Flesher	2008-present	52	32-20	25
8. Lindsey Dunlap	2009-present	41	22-24	24
9. Alicia Judd	1997-98	48	21-17	23
10. Kelsey Nurnberg	2007-09	72	35-26	23

INNINGS PITCHED

Player	Years	APP	W-L	IP
1. Melissa Massey	2002-05	131	55-41	580.2
2. Autumn Anderson	1998-99	101	49-26	529.2
3. Jennifer Pursell	2000-01	93	42-29	454.2
4. Kelli Miller	2004-07	110	45-34	454.2
5. Stephanie Comeaux	2004-07	107	38-30	422.2
6. Kelsey Nurnberg	2007-09	101	35-26	404.2
7. Kasey Whitehead	2000-02	95	28-23	384.0
8. Misty Flesher	2008-present	76	32-20	311.1
9. Lindsey Dunlap	2009-present	63	22-24	292.1
10. Alicia Judd	1997-98	56	21-17	272.2



MELISSA MASSEY

VICTORIES

Player	Years	APP	W	L	Pct.
1. Melissa Massey	2002-05	131	55	41	.573
2. Autumn Anderson	1998-99	101	49	26	.653
3. Kelli Miller	2004-07	110	45	34	.570
4. Jennifer Pursell	2000-01	93	42	29	.592
5. Stephanie Comeaux	2004-07	107	38	30	.558
6. Kelsey Nurnberg	2007-09	101	35	26	.574
7. Misty Flesher	2008-present	76	32	20	.615
8. Kim Davis	1985-86	45	28	9	.757
9. Kasey Whitehead	2000-02	95	28	23	.549
10. Kellie Wilkerson	1999-02	105	22	11	.667
Lindsey Dunlap	2009-present	63	22	24	.478

WINNING PERCENTAGE (Minimum 40 appearances)

Player	Years	APP	W	L	Pct.
1. Kim Davis	1985-86	45	28	9	.757
2. Kellie Wilkerson	1999-02	105	22	11	.667
3. Misty Flesher	2008-present	52	32	20	.615
4. Jennifer Nelson	2000-03	65	19	14	.576
5. Autumn Anderson	1998-99	101	49	26	.653
6. Jennifer Pursell	2000-01	93	42	29	.592
7. Kelsey Nurnberg	2007-09	101	35	26	.574
8. Melissa Massey	2002-03	114	48	35	.573
9. Kelli Miller	2004-07	110	45	34	.570
10. Stephanie Comeaux	2004-07	107	38	30	.558

SAVES

Player	Years	APP	W-L	SV
1. Kellie Wilkerson	1999-02	105	22-11	32
2. Sara Hickerson	2004-07	87	7-9	12
3. Jennifer Pursell	2000-01	93	42-29	7
Ragan Blake	2005-06	65	20-18	7
5. Lindsey Dunlap	2009-present	63	22-24	6
6. Courtney Frank	2000-01, 03	54	12-13	5
Stephanie Owens	2003	16	0-2	5
Stephanie Comeaux	2004-07	107	38-30	5
Elizabeth Woolven	2008-present	37	4-4	5
10. Kelsey Nurnberg	2007-09	101	35-26	4

EARNED RUN AVERAGE (Minimum 135 Innings)

Player	Years	APP	W-L	IP	R	ER	ERA
1. Kim Davis	1985-86	45	28-9	239.0	70	43	1.26
2. Autumn Anderson	1998-99	101	49-26	529.2	173	119	1.57
3. Kellie Wilkerson	1999-02	105	22-11	208.0	85	48	1.62
4. Vicki Bonar	1984-85	43	19-18	257.0	114	65	1.77
5. Michelle Gates	1997-00	31	15-11	176.0	79	48	1.91
6. Alicia Judd	1997-98	56	21-17	272.2	117	76	1.95
7. Jennifer Pursell	2000-01	93	42-29	454.2	164	129	1.99
8. Ragan Blake	2005-06	65	20-18	259.2	108	76	2.05
9. Kelli Miller	2004-07	110	45-34	454.2	216	138	2.12
10. Stephanie Comeaux	2004-07	107	38-30	422.2	200	144	2.38

STRIKEOUTS

Player	Years	APP	IP	SO
1. Autumn Anderson	1998-99	101	529.2	406
2. Melissa Massey	2002-04	131	580.2	341
3. Stephanie Comeaux	2004-07	107	422.2	269
4. Jennifer Pursell	2000-01	93	454.2	250
5. Ragan Blake	2005-06	65	259.2	241
6. Kelsey Nurnberg	2007-09	101	404.2	237
7. Lindsey Dunlap	2009-present	63	292.1	230
8. Kelli Miller	2004-07	110	454.2	219
9. Misty Flesher	2008-present	76	311.1	186
10. Kellie Wilkerson	1999-02	105	208.0	175

STRIKEOUT RATIO (Minimum 130 Innings)

Player	Years	APP	IP	SO	Avg.
1. Ragan Blake	2005-06	65	259.2	241	6.50
2. Kellie Wilkerson	1999-02	105	208.0	175	5.89
3. Lindsey Dunlap	2009-present	63	292.1	230	5.51
4. Autumn Anderson	1998-99	101	529.2	406	5.37
5. Sara Hickerson	2004-07	87	177.0	114	4.51
6. Stephanie Comeaux	2004-07	107	422.2	269	4.46
7. Misty Flesher	2008-present	52	311.1	186	4.18
8. Melissa Massey	2002-05	131	580.2	341	4.11
9. Kelsey Nurnberg	2007-09	101	404.2	237	4.10
10. Jennifer Pursell	2000-01	93	454.2	250	3.85

SHUTOUTS

Player	Years	GS	W-L	SHO
1. Melissa Massey	2002-05	131	55-41	14
2. Kelli Miller	2004-07	82	45-34	14
3. Autumn Anderson	1998-99	101	49-26	13
4. Jennifer Pursell	2000-01	66	42-29	10
5. Alicia Judd	1997-98	48	21-17	9
6. Kim Davis	1985-86	45	28-9	8
7. Ragan Blake	2005-06	65	20-18	7
8. Misty Flesher	2008-present	52	32-20	6
9. Kelsey Nurnberg	2007-09	72	35-26	6
10. Stephanie Comeaux	2004-07	77	38-30	5

FIELDING

FIELDING PERCENTAGE (Minimum 350 total chances)

Player	Years	TC	PO	A	E	Pct.
1. Lindsay Hunley	2005-08	843	774	61	8	.991
2. Courtney Nesbit	2008-present	445	411	29	5	.989
3. Kate Jaspers	2001-04	1,244	1178	51	15	.988
Jennifer Waterman	2001-04	941	835	95	11	.988
5. Sammie Jo Bailey	2006-09	1,447	1,321	99	27	.981
6. Cheri Smith	1998-01	1,687	1,430	223	34	.980
Kellie Wilkerson	1999-02	809	685	108	16	.980
8. Blair Hewett	2004-07	874	778	78	18	.979
9. Keri McCallum	1997-00	912	760	132	20	.978
10. Iyhia McMichael	2001-04	388	336	42	10	.974
Chelsea Bramlett	2007-10	1,140	950	160	30	.974

TOTAL CHANCES

Player	Years	TC	PO	A	E	Pct.
1. Cheri Smith	1998-01	1,687	1,430	223	34	.980
2. Sammie Jo Bailey	2006-09	1,447	1,321	99	27	.981
3. Kate Jaspers	2001-04	1,244	1178	51	15	.988
4. Chelsea Bramlett	2007-10	1,140	950	160	30	.974



KELLIE WILKERSON

5. Karrie Rider	1997-00	1,126	446	614	66	.941
6. Courtney Bures	2005-08	1,057	378	617	62	.941
7. Jennifer Waterman	2001-04	941	835	95	11	.988
8. Keri McCallum	1997-00	912	760	132	20	.978
9. Jenny Hehnke	1997-00	875	448	373	54	.938
10. Blair Hewett	2004-07	874	778	78	18	.979

PUTOUTS

Player	Years	TC	PO	A	E	Pct.
1. Cheri Smith	1998-01	1,687	1,430	223	34	.980
2. Sammie Jo Bailey	2006-09	1,447	1,321	99	27	.981
3. Kate Jaspers	2001-04	1,244	1,178	51	15	.988
4. Chelsea Bramlett	2007-10	1,140	950	160	30	.974
5. Jennifer Waterman	2001-04	941	835	95	11	.988
6. Nichole Henry	1997-00	856	779	45	32	.963
7. Blair Hewett	2004-07	874	778	78	18	.979
8. Lindsay Hunley	2005-08	843	774	61	8	.991
9. Keri McCallum	1997-00	912	760	132	20	.978
10. Kellie Wilkerson	1999-02	809	685	108	16	.980

ASSISTS

Player	Years	TC	PO	A	E	Pct.
1. Courtney Bures	2005-08	1,057	378	617	62	.941
1. Karrie Rider	1997-00	1,126	446	614	66	.941
2. Michelle Gates	1997-00	857	253	549	55	.936
3. Jennifer Jessup	2001-05	846	311	489	46	.946
8. Jessie Bailey	2007-10	697	224	444	29	.958
5. Callie Williams	2003-06	827	364	418	45	.891
6. Tanelda McDonald	2002-05	577	150	390	37	.936
7. Jenny Hehnke	1997-00	775	448	373	54	.938
9. Brooke Best	2000-03	627	337	258	32	.949
10. Ali Bainbridge	2008-present	638	376	242	20	.969

ERRORS

Player	Years	TC	PO	A	E	Pct.
1. Karrie Rider	1997-00	1,126	446	614	66	.941
2. Courtney Bures	2005-08	1,057	378	617	62	.941
3. Michelle Gates	1997-00	857	253	549	55	.936
4. Jenny Hehnke	1997-00	775	448	373	54	.938
5. Jennifer Jessup	2001-05	846	311	489	46	.946
6. Callie Williams	2003-06	827	364	418	45	.891
7. Tanelda McDonald	2002-05	577	150	390	37	.936
8. Cheri Smith	1998-01	1,687	1,430	223	34	.980
9. Nichole Henry	1997-00	856	779	45	32	.963
Brooke Best	2000-03	627	337	258	32	.949

DOUBLE PLAYS TURNED

Player	Years	PO	A	E	Pct.	DPs
1. Sammie Jo Bailey	2006-09	1,321	99	27	.981	53
2. Cheri Smith	1998-01	1,430	223	34	.980	51
3. Karrie Rider	1997-00	446	614	66	.941	39
Courtney Bures	2004-08	378	617	62	.941	39
5. Callie Williams	2003-06	364	418	45	.891	36
6. Brooke Best	2000-03	337	258	32	.949	34
7. Jenny Hehnke	1997-00	448	373	54	.938	33
8. Jennifer Jessup	2001-05	311	489	46	.946	32
9. Kate Jaspers	2001-04	1,244	1,178	51	.988	30
Ali Bainbridge	2008-present	376	242	20	.969	30

STATE ANNUAL LEADERS

BATTING AVERAGE

Year	Player	Cl.	G	AB	H	Avg.
1983	Kristie Mellert	Fr.	18	55	20	.364
1984	Meg Hartnett	So.	31	100	30	.300
1985	Karen Shipley	Sr.	40	138	54	.391
1986	Sherri Jennings	Sr.	37	113	37	.327
1997	Keri McCallum	Fr.	54	157	67	.427
1998	Michelle Gates	So.	57	184	70	.380
1999	Kellie Wilkerson	Fr.	67	203	90	.443
2000	Kellie Wilkerson	So.	68	181	78	.431
2001	Kellie Wilkerson	Jr.	61	167	70	.419
2002	Kellie Wilkerson	Sr.	66	191	80	.419
2003	Iyhia McMichael	Jr.	64	186	75	.403
2004	Iyhia McMichael	Sr.	65	183	87	.475
2005	Courtney Bures	Fr.	66	209	81	.388
2006	Courtney Bures	So.	61	179	62	.346
2007	Chelsea Bramlett	Fr.	62	215	83	.386
2008	Chelsea Bramlett	So.	60	200	90	.450
2009	Chelsea Bramlett	Jr.	56	181	88	.486
2010	Chelsea Bramlett	Sr.	55	183	98	.536

RUNS

Year	Player	Cl.	G	R	Avg.
1983	Kristie Mellert	Fr.	18	8	0.44
1984	Meg Hartnett	So.	31	13	0.42
1985	Melanie Morgan	Jr.	38	36	0.95
1986	Sherri Jennings	Sr.	37	30	0.81
1997	Jenny Hehnke	Fr.	56	44	0.79
1998	Michelle Gates	So.	57	47	0.82
1999	Keri McCallum	Jr.	67	57	0.85
2000	Keri McCallum	Sr.	71	64	0.90
2001	Kellie Wilkerson	Jr.	61	55	0.90
2002	Kellie Wilkerson	Sr.	66	51	0.77
2003	Iyhia McMichael	Jr.	64	63	0.98
2004	Iyhia McMichael	Sr.	65	83	1.28
2005	Courtney Bures	Fr.	66	49	0.74
2006	Hayle Guess	So.	61	39	0.64
2007	Chelsea Bramlett	Fr.	62	56	0.90
2008	Chelsea Bramlett	So.	60	52	0.87
2009	Chelsea Bramlett	Jr.	56	55	0.98
2010	Chelsea Bramlett	Sr.	55	56	1.02

RUNS PER GAME

Year	Player	Cl.	G	R	Avg.
1983	Kristie Mellert	Fr.	18	8	0.44
1984	Meg Hartnett	So.	31	13	0.42
1985	Melanie Morgan	Jr.	38	36	0.95
1986	Sherri Jennings	Sr.	37	30	0.81
1997	Jenny Hehnke	Fr.	56	44	0.79
1998	Michelle Gates	So.	57	47	0.82
1999	Keri McCallum	Jr.	67	57	0.85
2000	Keri McCallum	Sr.	71	64	0.90
2001	Kellie Wilkerson	Jr.	61	55	0.90
2002	Kellie Wilkerson	Sr.	66	51	0.77
2003	Iyhia McMichael	Jr.	64	63	0.98
2004	Iyhia McMichael	Sr.	65	83	1.28
2005	Courtney Bures	Fr.	66	49	0.74
2006	Hayle Guess	So.	61	39	0.64
2007	Chelsea Bramlett	Fr.	62	56	0.90
2008	Chelsea Bramlett	So.	60	52	0.87
2009	Chelsea Bramlett	Jr.	56	55	0.98
2010	Chelsea Bramlett	Sr.	55	56	1.02

HITS

Year	Player	Cl.	G	AB	H	Avg.
1983	Kristie Mellert	Fr.	18	55	20	.364
1984	Meg Hartnett	So.	31	100	30	.300
1985	Karen Shipley	Sr.	40	138	54	.391
1986	Sherri Jennings	Sr.	37	113	37	.327
1997	Jenny Hehnke	Fr.	56	194	71	.366
1998	Michelle Gates	So.	57	184	70	.380
1999	Kellie Wilkerson	Fr.	67	203	90	.443
2000	Keri McCallum	Sr.	71	243	100	.412
2001	Kellie Wilkerson	Jr.	61	167	70	.419
2002	Kellie Wilkerson	Sr.	66	191	80	.419
2003	Iyhia McMichael	Jr.	64	186	75	.403
2004	Iyhia McMichael	Sr.	65	183	87	.475
2005	Courtney Bures	Fr.	66	209	81	.388
2006	Courtney Bures	So.	61	179	62	.346
2007	Chelsea Bramlett	Fr.	62	215	83	.386
2008	Chelsea Bramlett	So.	60	200	90	.450
2009	Chelsea Bramlett	Jr.	56	181	88	.486
2010	Chelsea Bramlett	Sr.	55	183	98	.536

DOUBLES

Year	Player	Cl.	G	2B	Avg.
1983	Kristie Mellert	Fr.	18	3	0.17
1984	Meg Hartnett	So.	31	5	0.16
1985	Karen Shipley	Sr.	40	9	0.23
1986	Connie Pendley	So.	35	4	0.11
1997	Michelle Gates	Fr.	56	16	0.29
1998	Michelle Gates	So.	57	15	0.26
1999	Keri McCallum	Jr.	67	22	0.33
2000	Kellie Wilkerson	So.	68	14	0.21
2001	Kellie Wilkerson	Jr.	61	12	0.20
2002	Kellie Wilkerson	Sr.	66	18	0.27
2003	Jennifer Waterman	Jr.	52	18	0.35
2004	Iyhia McMichael	Sr.	65	16	0.25
2005	Courtney Bures	Fr.	66	16	0.24
2006	Hayle Guess	So.	61	10	0.16
2007	Courtney Bures	Jr.	61	13	0.21
2008	Courtney Bures	Sr.	63	14	0.22
2009	Ka'ili Smith	Fr.	56	11	0.20
2010	Ali Bainbridge	Jr.	55	12	0.22

DOUBLES PER GAME

Year	Player	Cl.	G	2B	Avg.
1983	Kristie Mellert	Fr.	18	3	0.17
1984	Meg Hartnett	So.	31	5	0.16
1985	Karen Shipley	Sr.	40	9	0.23
1986	Connie Pendley	So.	35	4	0.11
1997	Michelle Gates	Fr.	56	16	0.29
1998	Michelle Gates	So.	57	15	0.26
1999	Keri McCallum	Jr.	67	22	0.33
2000	Kellie Wilkerson	So.	68	14	0.21
2001	Kellie Wilkerson	Jr.	61	12	0.20
2002	Kellie Wilkerson	Sr.	66	18	0.27
2003	Jennifer Waterman	Jr.	52	18	0.35
2004	Iyhia McMichael	Sr.	65	16	0.25
2005	Courtney Bures	Fr.	66	16	0.24
2006	Hayle Guess	So.	61	10	0.16
2007	Courtney Bures	Jr.	61	13	0.21
2008	Courtney Bures	Sr.	63	14	0.22
2009	Ka'ili Smith	Fr.	56	11	0.20
	Courtney Nesbit	So.	46	9	0.20
2010	Ali Bainbridge	Jr.	55	12	0.22

TRIPLES

Year	Player	Cl.	G	3B	Avg.
1983	Kristie Mellert	Fr.	18	2	0.11
1984	Meg Hartnett	So.	31	3	0.10
1985	Melanie Morgan	Jr.	38	7	0.18
1986	Sherri Jennings	Sr.	37	2	0.05
	Melanie Morgan	Sr.	38	2	0.05
	Cindy McCain	So.	34	2	0.06
	Bonnie McWatters	Jr.	31	2	0.06
1997	Keri McCallum	Fr.	54	11	0.20
1998	Michelle Gates	So.	57	10	0.18
1999	Keri McCallum	Jr.	67	10	0.15
2000	Keri McCallum	Sr.	71	11	0.15
2001	Iyhia McMichael	Fr.	62	3	0.05
2002	Iyhia McMichael	So.	67	8	0.12
2003	Jennifer Nelson	Sr.	64	7	0.11
2004	Iyhia McMichael	Sr.	65	10	0.15
2005	Courtney Bures	Fr.	66	5	0.08
2006	Courtney Bures	So.	61	6	0.10
2007	Nakita Boyce	Jr.	61	6	0.10
2008	Hayle Guess	Sr.	63	4	0.06
	Nakita Boyce	Sr.	63	4	0.06
2009	Ka'ili Smith	Fr.	56	4	0.07
2010	Chelsea Bramlett	Sr.	55	6	0.11

TRIPLES PER GAME

Year	Player	Cl.	G	3B	Avg.
1983	Kristie Mellert	Fr.	18	2	0.11
1984	Meg Hartnett	So.	31	3	0.10
1985	Melanie Morgan	Jr.	38	7	0.18
1986	Bonnie McWatters	Jr.	31	2	0.06
1997	Keri McCallum	Fr.	54	11	0.20
1998	Michelle Gates	So.	57	10	0.18
1999	Keri McCallum	Jr.	67	10	0.15
2000	Keri McCallum	Sr.	71	11	0.15
2001	Iyhia McMichael	Fr.	62	3	0.05
2002	Iyhia McMichael	So.	67	8	0.12
2003	Jennifer Nelson	Sr.	64	7	0.11
2004	Iyhia McMichael	Sr.	65	10	0.15
2005	Courtney Bures	Fr.	66	5	0.08
2006	Courtney Bures	So.	61	6	0.10
2007	Nakita Boyce	Jr.	61	6	0.10
2008	Hayle Guess	Sr.	63	4	0.06
	Nakita Boyce	Sr.	63	4	0.06
2009	Ka'ili Smith	Fr.	56	4	0.07
2010	Chelsea Bramlett	Sr.	55	6	0.11



MICHELLE GATES

HOME RUNS

Year	Player	Cl.	G	HR	Avg.
1983	Kristie Mellert	Fr.	18	3	0.17
1984	Meg Hartnett	So.	31	2	0.06
1985	Meg Hartnett	Jr.	40	6	0.15
1986	Melanie Morgan	Sr.	38	8	0.21
1997	Michelle Gates	Fr.	56	5	0.09
1998	Michelle Gates	So.	57	6	0.11
1999	Kellie Wilkerson	Fr.	67	13	0.19
2000	Kellie Wilkerson	So.	68	8	0.12
2001	Kellie Wilkerson	Jr.	61	14	0.23
2002	Kellie Wilkerson	Sr.	66	9	0.14
2003	Iyhia McMichael	Jr.	64	18	0.28
2004	Iyhia McMichael	Sr.	65	10	0.15
2005	Courtney Bures	Fr.	66	17	0.26
2006	Sammie Jo Bailey	Fr.	57	8	0.14
2007	Hayle Guess	Jr.	62	6	0.10
2008	Hayle Guess	Sr.	63	7	0.11
2009	Ali Bainbridge	So.	56	4	0.07
	Jessie Bailey	Jr.	56	4	0.07
2010	Ka'ili Smith	So.	55	10	0.18

HOME RUNS PER GAME

Year	Player	Cl.	G	HR	Avg.
1983	Kristie Mellert	Fr.	18	3	0.17
1984	Meg Hartnett	So.	31	2	0.06
1985	Meg Hartnett	Jr.	40	6	0.15
1986	Melanie Morgan	Sr.	38	8	0.21
1997	Michelle Gates	Fr.	56	5	0.09
1998	Michelle Gates	So.	57	6	0.11
1999	Kellie Wilkerson	Fr.	67	13	0.19
2000	Kellie Wilkerson	So.	68	8	0.12
2001	Kellie Wilkerson	Jr.	61	14	0.23
2002	Kellie Wilkerson	Sr.	66	9	0.14
2003	Iyhia McMichael	Jr.	64	18	0.28
2004	Iyhia McMichael	Sr.	65	10	0.15
2005	Courtney Bures	Fr.	66	17	0.26
2006	Sammie Jo Bailey	Fr.	57	8	0.14
2007	Hayle Guess	Jr.	62	6	0.10
2008	Hayle Guess	Sr.	63	7	0.11
2009	Ali Bainbridge	So.	56	4	0.07
	Jessie Bailey	Jr.	56	4	0.07
	Courtney Moore	Fr.	45	3	0.07
2010	Ka'ili Smith	So.	55	10	0.18

RUNS BATTED IN

Year	Player	Cl.	G	RBI	Avg.
1983	Kristie Mellert	Fr.	18	3	0.17
1984	Meg Hartnett	So.	31	14	0.45
1985	Meg Hartnett	Jr.	40	34	0.85
1986	Melanie Morgan	Sr.	38	29	0.76
1997	Michelle Gates	Fr.	56	48	0.86
1998	Michelle Gates	So.	57	35	0.61
1999	Kellie Wilkerson	Fr.	67	65	0.97
2000	Kellie Wilkerson	So.	68	43	0.63
	Karrie Rider	Sr.	71	43	0.61
2001	Kellie Wilkerson	Jr.	61	33	0.54
2002	Iyhia McMichael	So.	67	48	0.72
2003	Iyhia McMichael	Jr.	64	63	0.98
2004	Jennifer Waterman	Sr.	64	55	0.86
2005	Courtney Bures	Fr.	66	54	0.82
2006	Courtney Bures	So.	61	37	0.61
2007	Courtney Bures	Jr.	61	56	0.92
2008	Courtney Bures	Sr.	63	46	0.73
2009	Ka'ili Smith	Fr.	56	35	0.63
2010	Ka'ili Smith	So.	55	50	0.91

RUNS BATTED IN PER GAME

Year	Player	Cl.	G	RBI	Avg.
1983	Kristie Mellert	Fr.	18	3	0.17
1984	Meg Hartnett	So.	31	14	0.45
1985	Meg Hartnett	Jr.	40	34	0.85
1986	Melanie Morgan	Sr.	38	29	0.76
1997	Michelle Gates	Fr.	56	48	0.86
1998	Michelle Gates	So.	57	35	0.61
1999	Kellie Wilkerson	Fr.	67	65	0.97
2000	Kellie Wilkerson	So.	68	43	0.63
2001	Kellie Wilkerson	Jr.	61	33	0.54
2002	Iyhia McMichael	So.	67	48	0.72
2003	Iyhia McMichael	Jr.	64	63	0.98
2004	Jennifer Waterman	Sr.	64	55	0.86
2005	Courtney Bures	Fr.	66	54	0.82
2006	Courtney Bures	So.	61	37	0.61
2007	Courtney Bures	Jr.	61	56	0.92
2008	Courtney Bures	Sr.	63	46	0.73
2009	Ka'ili Smith	Fr.	56	35	0.63
2010	Ka'ili Smith	So.	55	50	0.91

GAME-WINNING RUNS BATTED IN

Year	Player	Cl.	G	RBI	GW
1997	Michelle Gates	Fr.	56	48	7
1998	Cheri Smith	Fr.	57	25	7
1999	Kellie Wilkerson	Fr.	67	65	12
2000	Michelle Gates	Sr.	69	36	9
2001	Kellie Wilkerson	Jr.	61	33	8
2002	Iyhia McMichael	So.	67	48	9
2003	Iyhia McMichael	Jr.	64	63	7
2004	Jennifer Waterman	Sr.	64	55	12
2005	Courtney Bures	Fr.	66	54	7
2006	Courtney Bures	So.	61	37	7
2007	Courtney Bures	Jr.	61	56	10
2008	Hayle Guess	Sr.	63	39	6
2009	Ali Bainbridge	So.	56	30	4
	Courtney Moore	Fr.	45	22	4
	Jessie Spain	So.	41	13	4
2010	Erin Nesbit	Fr.	55	26	5



KERI MCCALLUM

GAME-WINNING RUNS SCORED

Year	Player	Cl.	G	R	GW
1997	Jenny Hehnke	Fr.	56	44	7
1998	Keri McCallum	So.	55	34	7
1999	Keri McCallum	Jr.	67	57	15
2000	Keri McCallum	Sr.	71	64	22
2001	Kellie Wilkerson	Jr.	61	55	10
2002	Kellie Wilkerson	Sr.	66	51	7
2003	Jennifer Nelson	Sr.	64	45	8
2004	Iyhia McMichael	Sr.	65	83	20
2005	Courtney Bures	Fr.	66	49	8
2006	Hayle Guess	So.	61	39	11
2007	Chelsea Bramlett	Jr.	62	56	9
2008	Chelsea Bramlett	So.	60	52	9
2009	Chelsea Bramlett	Jr.	56	55	11
2010	Chelsea Bramlett	Sr.	55	56	5

SLUGGING PERCENTAGE

Year	Player	Cl.	G	AB	H	TB	Pct.
1983	Kristie Mellert	Fr.	18	55	20	33	.600
1984	Meg Hartnett	So.	31	100	30	47	.470
1985	Melanie Morgan	Jr.	38	118	43	77	.653
1986	Melanie Morgan	Sr.	38	113	35	65	.575
1987	Keri McCallum	Fr.	54	157	67	97	.618
1988	Michelle Gates	So.	57	184	70	123	.668
1989	Kellie Wilkerson	Fr.	67	203	90	152	.749
2000	Kellie Wilkerson	So.	68	181	78	120	.663
2001	Kellie Wilkerson	Jr.	61	167	70	128	.766
2002	Kellie Wilkerson	Sr.	66	191	80	129	.675
2003	Iyhia McMichael	Jr.	64	186	75	149	.801
2004	Iyhia McMichael	Sr.	65	183	87	153	.836
2005	Courtney Bures	Fr.	66	209	81	158	.756
2006	Courtney Bures	So.	61	179	62	98	.547
2007	Courtney Bures	Jr.	61	181	64	93	.514
2008	Courtney Bures	Sr.	63	186	74	107	.575
2009	Chelsea Bramlett	Jr.	56	181	88	99	.547
2010	Chelsea Bramlett	Sr.	55	183	98	113	.617

ON BASE PERCENTAGE (Minimum 125 At-Bats)

Year	Player	Cl.	G	AB	H	BB	Pct.
1997	Keri McCallum	Fr.	54	157	67	9	.469
1998	Michelle Gates	So.	57	184	70	16	.439
1999	Kellie Wilkerson	Fr.	67	203	90	30	.519
2000	Kellie Wilkerson	So.	68	181	78	49	.553
2001	Kellie Wilkerson	Jr.	61	167	70	48	.555
2002	Kellie Wilkerson	Sr.	66	191	80	50	.550
2003	Iyhia McMichael	Jr.	64	186	75	38	.502
2004	Iyhia McMichael	Sr.	65	183	87	51	.595
2005	Courtney Bures	Fr.	66	209	81	12	.426
2006	Courtney Bures	So.	61	179	62	15	.406
	Katie Cooley	Jr.	57	144	41	31	.406
2007	Courtney Bures	Jr.	61	181	64	20	.452
2008	Chelsea Bramlett	So.	60	200	90	12	.484
2009	Chelsea Bramlett	Jr.	56	181	88	19	.532
2010	Chelsea Bramlett	Sr.	55	183	98	19	.571

TOTAL BASES

Year	Player	Cl.	G	AB	H	TB	Pct.
1983	Kristie Mellert	Fr.	18	55	20	33	.600
1984	Meg Hartnett	So.	31	100	30	47	.470
1985	Meg Hartnett	Jr.	40	133	43	85	.639
1986	Melanie Morgan	Sr.	38	113	35	65	.575
1997	Michelle Gates	Fr.	56	182	62	99	.544
1998	Michelle Gates	So.	57	184	70	123	.668
1999	Kellie Wilkerson	Fr.	67	203	90	152	.749
2000	Keri McCallum	Jr.	71	243	100	145	.597
2001	Kellie Wilkerson	Sr.	61	167	70	128	.766
2002	Kellie Wilkerson	Sr.	66	191	80	129	.675
2003	Iyhia McMichael	Jr.	64	186	75	149	.801
2004	Iyhia McMichael	Sr.	65	183	87	153	.836
2005	Courtney Bures	Fr.	66	209	81	158	.756
2006	Courtney Bures	So.	61	179	62	98	.547
2007	Chelsea Bramlett	Fr.	62	215	83	95	.427
2008	Courtney Bures	Sr.	63	186	74	107	.477
2009	Chelsea Bramlett	Jr.	56	181	88	99	.532
2010	Chelsea Bramlett	Sr.	55	183	98	113	.571



ANNUAL LEADERS



STOLEN BASES

Year	Player	Cl.	G	SB	SBA	Avg.
1986	Sherri Jennings	Sr.	37	11	12	0.30
1997	Keri McCallum	Fr.	54	27	38	0.50
1998	Michelle Gates	So.	57	30	36	0.53
1999	Michelle Gates	Jr.	65	17	25	0.26
2000	Keri McCallum	Sr.	71	31	34	0.44
2001	Kellie Wilkerson	Jr.	61	35	43	0.57
2002	Iyhia McMichael	So.	67	36	40	0.54
2003	Iyhia McMichael	Jr.	64	36	37	0.56
2004	Iyhia McMichael	Sr.	65	41	48	0.63
2005	Courtney Bures	Fr.	66	18	24	0.27
2006	Hayle Guess	So.	61	23	25	0.38
2007	Chelsea Bramlett	Fr.	62	46	50	0.74
2008	Chelsea Bramlett	So.	60	46	50	0.77
2009	Chelsea Bramlett	Jr.	56	54	60	0.96
2010	Chelsea Bramlett	Sr.	55	61	64	1.11

STOLEN BASES PER GAME

Year	Player	Cl.	G	SB	SBA	Avg.
1986	Bonnie McWatters	Jr.	31	10	11	0.32
1997	Keri McCallum	Fr.	54	27	38	0.50
1998	Michelle Gates	So.	57	30	36	0.53
1999	Michelle Gates	Jr.	65	17	25	0.26
2000	Keri McCallum	Sr.	71	31	34	0.44
2001	Kellie Wilkerson	Jr.	61	35	43	0.57
2002	Iyhia McMichael	So.	67	36	40	0.54
2003	Iyhia McMichael	Jr.	64	36	37	0.56
2004	Iyhia McMichael	Sr.	65	41	48	0.63
2005	Courtney Bures	Fr.	66	18	24	0.27
2006	Hayle Guess	So.	61	23	25	0.38
2007	Chelsea Bramlett	Fr.	62	46	50	0.74
2008	Chelsea Bramlett	So.	60	46	50	0.77
2009	Chelsea Bramlett	Jr.	56	54	60	0.96
2010	Chelsea Bramlett	Sr.	55	61	64	1.11

BASES ON BALLS

Year	Player	Cl.	G	BB	Avg.
1983	Kristie Melliott	Fr.	18	12	0.67
1984	Meg Hartnett	So.	31	8	0.26
1985	Missy Herbert	Sr.	40	20	0.50
1986	Sherri Jennings	Sr.	37	12	0.32
1997	Karrie Rider	Fr.	53	18	0.34
1998	Cheri Smith	Fr.	57	30	0.53
1999	Kellie Wilkerson	Fr.	67	30	0.45
2000	Kellie Wilkerson	So.	68	49	0.72
2001	Kellie Wilkerson	Jr.	61	48	0.79
2002	Kellie Wilkerson	Sr.	66	50	0.76
2003	Iyhia McMichael	Jr.	64	38	0.59
2004	Iyhia McMichael	Sr.	65	51	0.78
2005	Katie Cooley	So.	62	29	0.47
2006	Katie Cooley	Jr.	57	31	0.54
2007	Courtney Bures	Jr.	61	20	0.33
2008	Courtney Bures	Sr.	63	27	0.43
2009	Ka'ili Smith	Fr.	56	22	0.39
2010	Brittany Bell	Jr.	54	24	0.44

BASES ON BALLS PER GAME

Year	Player	Cl.	G	BB	Avg.
1983	Kristie Melliott	Fr.	18	12	0.67
1984	Meg Hartnett	So.	31	8	0.26
1985	Missy Herbert	Sr.	40	20	0.50
1986	Sherri Jennings	Sr.	37	12	0.32
1997	Karrie Rider	Fr.	53	18	0.34
1998	Cheri Smith	Fr.	57	30	0.53
1999	Kellie Wilkerson	Fr.	67	30	0.45
2000	Kellie Wilkerson	So.	68	49	0.72
2001	Kellie Wilkerson	Jr.	61	48	0.79
2002	Kellie Wilkerson	Sr.	66	50	0.76
2003	Iyhia McMichael	Jr.	64	38	0.59
2004	Iyhia McMichael	Sr.	65	51	0.78
2005	Katie Cooley	So.	62	29	0.47
2006	Katie Cooley	Jr.	57	31	0.54
2007	Courtney Bures	Sr.	63	27	0.43
2008	Courtney Bures	Fr.	56	22	0.39
2009	Ka'ili Smith	Fr.	56	22	0.39
2010	Brittany Bell	Jr.	54	24	0.44

TOUGHEST TO STRIKE OUT

Year	Player	Cl.	G	AB	SO	Avg.
1983	Susan Akins	Fr.	17	46	1	46.0
1984	Kristi Watson	So.	31	101	8	12.6
1985	Missy Herbert	Sr.	40	126	9	14.0
1986	Sherri Jennings	Sr.	37	113	12	9.4
1997	Jenny Hehnke	Fr.	56	194	8	24.3
1998	Keri McCallum	So.	55	183	7	26.1
1999	Keri McCallum	Jr.	67	235	5	47.0
2000	Keri McCallum	Sr.	71	243	13	18.7
2001	Kellie Wilkerson	Jr.	61	167	14	11.9
2002	Iyhia McMichael	So.	67	207	26	8.0
2003	Jennifer Nelson	Sr.	64	208	16	13.0
2004	Iyhia McMichael	Jr.	65	183	18	10.2
2005	Courtney Bures	Fr.	66	209	14	14.9
2006	Courtney Bures	So.	61	179	11	16.3
2007	Courtney Bures	Jr.	61	181	11	16.5
2008	Courtney Bures	Sr.	63	186	10	18.6
2009	Chelsea Bramlett	Jr.	56	181	6	30.2
2010	Chelsea Bramlett	Sr.	55	183	14	13.0

EARNED RUN AVERAGE

Year	Player	Cl.	APP	IP	R	ER	ERA
1983	Susan Akins	Fr.	16	110.0	57	31	2.54
1984	Vicki Bonar	Jr.	21	125.0	62	35	1.96
1985	Kim Davis	Fr.	24	141.1	48	32	1.58
1986	Kim Davis	So.	21	97.2	22	11	1.01
1997	Michelle Gates	Fr.	31	176.0	79	48	1.91
1998	Autumn Anderson	Jr.	50	275.2	75	42	1.07
1999	Autumn Anderson	Sr.	51	254.0	98	77	2.12
2000	Jennifer Pursell	Fr.	50	256.2	93	73	1.99
2001	Kellie Wilkerson	Jr.	31	47.2	4	3	0.44
2002	Kellie Wilkerson	Sr.	41	74.2	36	19	1.78

2003	Melissa Massey	So.	41	198.2	118	93	3.28
2004	Kelli Miller	Fr.	30	131.1	66	36	1.92
2005	Kelli Miller	So.	32	135.0	69	46	2.39
2006	Stephanie Comeaux	Jr.	29	155.2	55	39	1.75
2007	Sara Hickerson	Sr.	45	100.2	48	28	1.95
2008	Misty Flesher	Fr.	38	179.1	60	54	2.11
2009	Lindsey Dunlap	Fr.	43	217.2	112	106	3.41
2010	Misty Flesher	R-So.	34	124.2	88	74	4.16

STRIKEOUTS

Year	Player	Cl.	APP	IP	SO	Avg.
1983	Susan Akins	Fr.	16	110.0	27	1.72
1984	Vicki Bonar	Jr.	21	125.0	34	1.90
1985	Vicki Bonar	Sr.	22	132.0	73	3.87
1986	Cathy Pippins	Fr.	20	87.1	35	2.81
1997	Michelle Gates	Fr.	31	176.0	76	3.02
1998	Autumn Anderson	Jr.	50	275.2	246	6.25
1999	Autumn Anderson	Sr.	51	254.0	160	4.41
2000	Jennifer Pursell	Fr.	50	256.2	143	3.90
2001	Jennifer Pursell	So.	43	198.0	107	3.78
2002	Kasey Whitehead	Sr.	53	221.2	95	3.00
2003	Melissa Massey	So.	41	198.2	96	3.38
2004	Melissa Massey	Jr.	37	180.0	115	4.47
2005	Stephanie Comeaux	So.	35	141.2	105	5.19
2006	Ragan Blake	So.	37	192.2	183	6.65
2007	Kelli Miller	Sr.	38	165.0	85	3.60
2008	Misty Flesher	Fr.	38	179.1	119	4.64
2009	Lindsey Dunlap	Fr.	43	217.2	161	5.18
2010	Lindsey Dunlap	So.	20	74.2	69	6.47

STRIKEOUT RATIO (Strikeouts Per Seven Innings)

Year	Player	Cl.	APP	IP	SO	Avg.
1983	Susan Akins	Fr.	16	110	27	1.72
1984	Sharon Hooper	Fr.	16	75.2	26	2.41
1985	Vicki Bonar	Sr.	22	132.0	73	3.87
1986	Cathy Pippins	Fr.	20	87.1	35	2.81
1997	Michelle Gates	Fr.	31	176.0	76	3.02
1998	Autumn Anderson	Jr.	50	275.2	246	6.25
1999	Autumn Anderson	Sr.	51	254.0	160	4.41
2000	Jennifer Pursell	Fr.	50	256.2	143	3.90
2001	Kellie Wilkerson	Jr.	31	47.2	48	7.05
2002	Kellie Wilkerson	Sr.	41	74.2	77	7.22
2003	Melissa Massey	Jr.	41	198.2	96	3.38
2004	Melissa Massey	Jr.	37	180.0	115	4.47
2005	Melissa Massey	Sr.	17	66.1	62	6.54
2006	Ragan Blake	So.	37	192.2	183	6.65
2007	Sara Hickerson	Sr.	45	100.2	72	5.00
2008	Misty Flesher	Fr.	38	179.1	119	4.64
2009	Lindsey Dunlap	Fr.	43	217.2	161	5.18
2010	Lindsey Dunlap	So.	20	74.2	69	6.47

VICTORIES

Year	Player	Cl.	APP	IP	W	L	Pct.
1983	Susan Akins	Fr.	16	110.0	3	11	0.214
1984	Vicki Bonar	Jr.	21	125.0	8	11	0.421
1985	Kim Davis	Fr.	24	141.1	17	5	0.773
1986	Kim Davis	So.	21	97.2	11	4	0.733
1997	Michelle Gates	Fr.	31	176.0	15	11	0.577
1998	Autumn Anderson	Jr.	50	275.2	26	13	0.667
1999	Autumn Anderson	Sr.	51	254.0	23	13	0.639
2000	Jennifer Pursell	Fr.	50	256.2	26	16	0.619
2001	Jennifer Pursell	So.	43	198.0	16	13	0.552
2002	Kasey Whitehead	Sr.	53	221.2	20	14	0.588
2003	Melissa Massey	So.	41	198.2	22	12	0.647
2004	Melissa Massey	Jr.	37	180.0	18	9	0.667
2005	Kelli Miller	So.	32	135.0	14	12	0.538
2006	Ragan Blake	So.	37	192.2	16	15	0.516
2007	Kelli Miller	Sr.	38	165.0	18	11	0.621
2008	Misty Flesher	Fr.	38	179.1	20	10	0.667
2009	Lindsey Dunlap	Fr.	43	217.2	17	16	0.515
2010	Misty Flesher	R-So.	34	124.2	12	10	0.545

SAVES

Year	Player	Cl.	APP	IP	ERA	SV
1997	Michelle Gates	Fr.	31	176.0	1.91	1
1998	Autumn Anderson	Jr.	50	275.2	1.07	3
1999	Kellie Wilkerson	Fr.	33	85.2	2.12	8
2000	Jennifer Pursell	Fr.	50	256.2	1.99	4
2001	Kellie Wilkerson	Jr.	31	47.2	0.44	10
2002	Kellie Wilkerson	Sr.	41	74.2	1.78	14
2003	Stephanie Owens	Fr.	16	26.2	6.04	5
2004	Stephanie Comeaux	Fr.	27	82.1	1.96	3
2005	Ragan Blake	Fr.	28	67.0	2.82	7
2006	Kelli Miller	Jr.	10	23.1	2.70	1
2007	Sara Hickerson	Sr.	45	100.2	1.95	10
2008	Elizabeth Woolven	Fr.	24	59.2	2.35	4
2009	Lindsey Dunlap	Fr.	43	217.2	3.41	4
2010	Stephanie Becker	Fr.	28	77.1	4.44	2
	Lindsey Dunlap	So.	20	74.2	4.88	2

FIELDING PERCENTAGE (Minimum 125 Chances)

Year	Player	Cl.	TC	PO	A	E	Pct.
1997	Alicia Judd	Sr.	124	77	45	2	.984
1998	Cheri Smith	Fr.	411	374	31	6	.985
1999	Cheri Smith	So.	499	459	35	5	.990
2000	Keri McCallum	Sr.	252	204	46	2	.992
2001	Kate Jaspers	Fr.	314	300	10	4	.987
2002	Kellie Wilkerson	Sr.	511	447	58	6	.988
2003	Kate Jaspers	Jr.	476	446	27	3	.994
2004	Jennifer Waterman	Sr.	381	343	35	3	.992
2005	Lindsay Hunley	Fr.	462	438	22	2	.996
2006	Blair Hewett	Jr.	311	283	27	1	.997
2007	Sammie Jo Bailey	So.	498	477	15	6	.988
2008	Chelsea Bramlett	So.	273	252	19	2	.993
2009	Chelsea Bramlett	Jr.	308	286	19	3	.990
2010	Courtneev Nesbit	Jr.	293	274	15	4	.986

BATTING

AT-BATS (EIGHT OR MORE INNINGS)

48 vs. Texas, March 1, 2002 (14 inn.)

AT-BATS (SEVEN OR FEWER INNINGS)

41 vs. Alabama State, March 1, 1997

RUNS

30 vs. Alabama State, March 1, 1997

HITS

21 vs. Alabama State, March 1, 1997

DOUBLES

6 vs. Louisiana-Monroe, February 8, 2009

TRIPLES

6 vs. Alabama A&M, February 20, 2004

HOME RUNS

5 vs. Alabama State, March 1, 1997

TOTAL BASES

43 vs. Alabama State, March 1, 1997

RUNS BATTED IN

30 vs. Alabama State, March 1, 1997

BASES ON BALLS

13 vs. Alcorn State, February 22, 1997

13 vs. Seton Hall, February 23, 2007

STOLEN BASES

10 vs. Alcorn State, February 22, 1997

AT BATS

No.	vs. Opponent	Date
1.	48 vs. Texas (14 Innings)	3/1/02
2.	45 at Kentucky (11 Innings)	4/11/97
3.	44 at Mississippi (11 Innings)	3/19/99
4.	43 at LSU (11 Innings)	3/19/02
5.	41 vs. Alabama State	3/1/97
6.	40 vs. Long Beach State	3/11/06
6.	40 vs. LSU	3/26/03
8.	39 vs. Louisiana-Monroe	2/8/09
8.	39 vs. Jackson State	2/7/04
8.	39 at Mississippi (11 Innings)	3/27/01

RUNS

No.	vs. Opponent	Date
1.	30 vs. Alabama State	3/1/97
2.	25 vs. Tennessee Tech	3/16/85
2.	25 vs. Jackson State	2/7/04
4.	23 vs. Seton Hall	2/23/07
5.	21 vs. Fairleigh Dickinson	3/15/83
6.	19 vs. Alcorn State	2/22/97
6.	19 vs. Charleston Southern	3/7/08
8.	18 vs. Alabama State	3/2/97
8.	18 vs. Jackson State	2/8/04
10.	17 vs. Georgia State	3/15/85

HITS

No.	vs. Opponent	Date
1.	21 vs. Alabama State	3/1/97
2.	20 vs. Louisiana-Monroe	2/8/09
3.	19 vs. Long Beach State	3/11/06
4.	18 at Tennessee	3/31/01
5.	17 vs. Wisconsin	2/7/03
5.	17 vs. LSU	3/26/03
5.	17 at Southern Miss	4/24/07
8.	16 vs. Auburn	5/1/00
16.	16 vs. Winthrop	2/17/01
16.	16 vs. Samford	2/16/03
16.	16 vs. Jackson State	2/7/04
16.	16 vs. Tennessee Tech	2/24/07
16.	16 vs. Hawaii	5/15/08

DOUBLES

No.	vs. Opponent	Date
1.	6 vs. Louisiana-Monroe	2/8/09
2.	5 vs. Auburn	4/30/00
5.	5 vs. Oakland University	2/27/02
5.	5 vs. South Carolina	3/7/04
5.	5 vs. Long Beach State	2/19/06
6.	4 22 Times	

TRIPLES

No.	vs. Opponent	Date
1.	6 vs. Alabama A&M	2/20/04
2.	4 vs. East Tennessee State	3/11/06
4.	4 vs. Ole Miss	4/7/07
4.	3 vs. Belmont	2/19/00
3.	3 at Mississippi	4/9/03
3.	3 vs. Mississippi Valley State	2/21/04

HOME RUNS

No.	vs. Opponent	Date
1.	5 vs. Alabama State	3/1/97
2.	3 at Tennessee	3/31/01
3.	3 at Tennessee	4/1/01
3.	3 at Coastal Carolina	3/12/03
3.	3 at Mississippi	4/10/03
3.	3 vs. Mississippi Valley State	2/6/05
3.	3 vs. Troy	3/5/05
3.	3 at Florida	4/24/05
3.	3 vs. Seton Hall	3/23/07
3.	3 at Mississippi Valley State	2/25/09

WALKS

No.	vs. Opponent	Date
1.	13 vs. Alcorn State	2/22/97
1.	13 vs. Seton Hall	3/23/07
3.	11 vs. Louisiana-Monroe	2/14/98
11.	11 vs. Mississippi Valley State	2/14/03
11.	11 at UAB	3/8/05
6.	10 vs. Ole Miss	4/7/07
7.	9 vs. Alabama State	3/1/97
9.	9 vs. Alabama State	3/2/97
9.	9 vs. East Tennessee State	2/17/06
10.	8 Seven Times	

RUNS BATTED IN

No.	vs. Opponent	Date
1.	30 vs. Alabama State	3/1/97
2.	22 vs. Seton Hall	2/23/07
3.	19 vs. Jackson State	2/7/04
4.	16 vs. Charleston Southern	3/7/08
5.	15 vs. Alabama State	3/2/97
15.	15 vs. Samford	2/16/03
7.	14 at Southern Mississippi	3/17/10
8.	13 vs. Winthrop	2/17/01
13.	13 at Tennessee	3/31/01
13.	13 at Mississippi	4/9/03
13.	13 vs. Jackson State	2/8/04
13.	13 vs. LSU	3/30/05
13.	13 vs. Middle Tennessee State	3/28/06
13.	13 at Hawaii	3/6/09

TOTAL BASES

No.	vs. Opponent	Date
1.	43 vs. Alabama State	3/1/97
2.	33 vs. Long Beach State	3/11/06
3.	31 at Tennessee	3/31/01
4.	30 vs. Alabama A&M	2/20/04
5.	29 at Mississippi	4/9/03
29.	29 vs. Louisiana-Monroe	2/8/09
7.	27 vs. Auburn	5/1/00
8.	26 vs. Seton Hall	2/23/07
9.	25 vs. Belmont	2/19/00
25.	25 at Georgia	4/22/07
25.	25 vs. Samford	2/16/03
25.	25 at Southern Miss	4/24/07

STOLEN BASES

No.	vs. Opponent	Date
1.	10 vs. Alcorn State	2/22/97
2.	8 vs. Belmont	2/13/02
3.	7 vs. Utah State	2/13/99
7.	7 vs. Auburn	5/1/00
7.	7 vs. UAB	3/4/08
7.	7 at Mississippi Valley State	2/25/09
7.	6 vs. Jacksonville State	3/15/00
6.	6 vs. Temple	3/9/02
6.	6 vs. Kentucky	4/3/08
6.	6 vs. Stephen F. Austin	2/13/10

STRIKEOUTS

No.	vs. Opponent	Date
1.	23 vs. Texas (14 Innings)	3/1/02
2.	17 at Texas	5/21/05
3.	14 vs. South Carolina (9 Innings)	3/17/02
14.	14 at LSU	3/16/02
14.	14 vs. UCLA	3/12/06
6.	13 Seven Times	

RUNNERS LEFT ON BASE

No.	vs. Opponent	Date
1.	14 vs. Georgia	3/24/01
14.	14 vs. Alabama	4/21/02
3.	13 vs. LSU	3/26/03
13.	13 vs. Nebraska	2/24/07
13.	13 vs. LSU	4/14/07
13.	13 vs. Pacific	5/18/07
7.	12 vs. Stanford	3/3/00
12.	12 vs. Georgia Southern	3/10/00
12.	12 vs. Troy	2/19/05
12.	12 vs. Seton Hall	2/23/07
12.	12 vs. Mercer	2/24/08

FIELDING

ERRORS

7 vs. Arkansas, March 29, 1997

ERRORS

No.	vs. Opponent	Date
1.	7 vs. Arkansas	3/29/97
2.	6 at Arkansas	4/27/02
6.	6 vs. Georgia	5/11/02
6.	6 vs. Cal	2/25/05
6.	6 vs. LSU	3/31/05
6.	5 12 Times	

DOUBLE PLAYS

No.	vs. Opponent	Date
1.	3 vs. Mississippi	3/18/00
3.	3 vs. Auburn	4/4/01
3.	3 vs. Stanford	3/9/02
3.	3 at LSU	3/19/02
3.	3 vs. Troy	2/19/05
5.	2 27 Times	

MISCELLANEOUS

LARGEST WINNING MARGIN

30 vs. Alabama State, 30-0, March 1, 1997

LARGEST SHUTOUT MARGIN

30 vs. Alabama State, 30-0, March 1, 1997



STATE TEAM RECORDS

BATTING

RUNS

337 - 2004 (65 games)

RUNS PER GAME

6.47 - 1986 (246 in 38 games)

HITS

550 - 2000 (71 games)

BATTING AVERAGE

.311 - 2008 (517-of-1,660)

DOUBLES

88 - 2002 (67 games)

DOUBLES PER GAME

1.31 - 2002 (88 in 67 games)

TRIPLES

27 - 2x, last 2003 (64 games)

TRIPLES PER GAME

0.74 - 1984 (23 in 31 games)

HOME RUNS

47 - 2005 (66 games)

HOME RUNS PER GAME

0.71 - 2005 (47 in 66 games)

TOTAL BASES

781 - 2003 (64 games)

SLUGGING PERCENTAGE

.451 - 2003 (781 total bases in 1,730 at-bats)

RUNS BATTED IN

293 - 2004 (65 games)

BASES ON BALLS

191 - 2002 (67 games)

BASES ON BALLS PER GAME

2.85 - 2002 (191 in 67 games)

STOLEN BASES

126 - 2008 (63 games)

STOLEN BASES PER GAME

2.00 - 2008 (126 in 63 games)

STOLEN BASE PERCENTAGE

0.89 - 2007 (116 of 131)

STOLEN BASE PERCENTAGE (100 ATT.)

0.89 - 2007 (116 of 131)

RUNS PER GAME

Year	G	Runs	Avg.
1. 1986	38	246	6.47
2. 1985	40	250	6.25
3. 2004	65	337	5.18
4. 2008	63	310	4.92
5. 2007	62	305	4.92
6. 2003	64	302	4.72
7. 2010	55	256	4.65
8. 1997	56	240	4.29
9. 2009	56	236	4.21
10. 2005	66	271	4.11

RUNS

Year	G	Runs
1. 2004	65	337
2. 2008	63	310
3. 2007	62	305
4. 2003	64	302
5. 2000	71	280
6. 1999	67	271
7. 2005	66	271
8. 2002	67	270
9. 2010	55	256
10. 1985	40	250

BATTING AVERAGE

Year	G	Avg.
1. 2008	63	.311 (517 - 1660)
2. 2003	64	.305 (527 - 1730)
3. 2004	65	.303 (513 - 1695)
4. 2007	62	.297 (499 - 1680)
5. 1999	67	.293 (520 - 1777)
6. 2000	71	.293 (550 - 1880)
7. 2010	55	.286 (409 - 1431)
8. 1985	40	.285 (314 - 1102)
9. 1998	57	.281 (432 - 1536)
10. 2002	67	.279 (506 - 1814)
2009	56	.279 (404-1449)

HITS

Year	G	Hits
1. 2000	71	550
2. 2003	64	527
3. 1999	67	520
4. 2008	63	517
5. 2004	65	513
6. 2002	67	506
7. 2007	62	499
8. 2005	66	458
9. 1998	57	432
10. 2001	62	409
2010	55	409



The 2008 Bulldogs set the single-season record for batting average (.311) and stolen bases (126).

DOUBLES PER GAME

Year	G	2B	Avg.
1. 2002	67	88	1.31
2. 2003	64	80	1.25
3. 1999	67	80	1.19
4. 2004	65	74	1.14
5. 2000	71	79	1.11
6. 2009	56	62	1.11
7. 1997	56	61	1.09
8. 2007	62	66	1.06
9. 2005	66	69	1.05
2008	63	66	1.05

DOUBLES

Year	G	2B
1. 2002	67	88
2. 1999	67	80
3. 2000	71	79
4. 2004	65	74
5. 2003	64	80
6. 2005	66	69
7. 2007	62	66
8. 2008	63	66
9. 2006	61	63
10. 2009	56	62
2010	55	61

TRIPLES PER GAME

Year	G	3B	Avg.
1. 1984	31	23	0.74
2. 1985	40	27	0.68
3. 1983	19	9	0.47
4. 2003	64	27	0.46
5. 1998	57	24	0.42
6. 2004	65	26	0.40
7. 2010	55	18	0.33
8. 1999	67	21	0.31
9. 1997	56	17	0.30
2000	71	21	0.30
2006	61	18	0.30

TRIPLES

Year	G	3B
1. 1985	40	27
2. 2003	64	27
3. 2004	65	26
4. 1998	57	24
5. 1984	31	23
6. 1999	67	21
7. 2000	71	21
8. 2006	61	18
9. 2010	55	18
10. 1997	56	17
2008	63	17

HOME RUNS PER GAME

Year	G	HR	Avg.
1. 2005	66	47	0.71
2. 2003	64	40	0.63
3. 2010	55	31	0.56
4. 1985	40	22	0.55
5. 1986	38	19	0.50
6. 2001	62	31	0.50
7. 1983	19	8	0.42
8. 2004	65	26	0.40
9. 2000	71	28	0.39
2006	61	24	0.39

HOME RUNS

Year	G	HR
1. 2005	66	47
2. 2003	64	40
3. 2001	62	31
2010	55	31
5. 2000	71	28
6. 2004	65	26
7. 2006	61	24
8. 2007	62	23
9. 1985	40	22
2008	63	22

SLUGGING PERCENTAGE

Year	G	AB	TB	Pct.
1. 2003	64	1,730	781	.451
2. 1985	40	1,102	472	.428
3. 2004	65	1,695	717	.423
4. 2010	55	1,431	595	.416
5. 2005	66	1,678	694	.414
6. 2008	63	1,660	517	.411
7. 2000	71	1,880	755	.402
8. 2007	62	1,680	662	.394
9. 1999	67	1,777	687	.387
2001	67	1,777	687	.387

STOLEN BASES PER GAME

Year	G	SB	Avg.
1. 2008	63	126	2.00
2. 2007	62	116	1.87
3. 2009	56	101	1.80
2010	55	99	1.80
5. 1986	38	67	1.76
6. 2001	62	105	1.69
7. 2002	67	99	1.48
8. 2000	71	104	1.46
9. 1997	56	78	1.39
10. 1998	57	75	1.32

STOLEN BASES

Year	G	SB
1. 2008	63	126
2. 2007	62	116
3. 2001	62	105
4. 2000	71	104
5. 2009	56	101
6. 2002	67	99
2010	55	99
8. 2004	65	85
9. 1999	67	81
10. 1997	56	78
2003	64	78

STOLEN BASE PERCENTAGE

Year	G	SB	SBA	Pct.
1. 2007	62	116	131	0.89
2. 2004	65	85	98	0.88
3. 1986	38	67	77	0.87
2003	64	78	90	0.87
2009	56	101	116	0.87
2010	55	99	114	0.87
7. 2008	63	126	147	0.86
8. 2005	66	50	59	0.85
9. 2000	71	104	126	0.83
10. 2001	62	105	130	0.81
2006	61	69	85	0.81

BASES ON BALLS PER GAME

Year	G	BB	Avg.
1. 2002	67	191	2.85
2. 1983	19	53	2.79
3. 2001	62	169	2.73
4. 2004	65	172	2.65
5. 2010	55	145	2.64
6. 1985	40	103	2.58
7. 2005	66	166	2.52
8. 2003	64	158	2.49
9. 2007	62	151	2.44
10. 2008	63	153	2.43

BASES ON BALLS

Year	G	BB
1. 2002	67	191
2. 2004	65	172
3. 2001	62	169
4. 2005	66	166
5. 2000	71	165
6. 2003	64	158
7. 2008	63	153
8. 2007	62	151
9. 2010	55	145
10. 2006	61	138

GRAND SLAMS

Name v. Opponent	Date
Michelle Gates v. Auburn	May 7, 1999
Kasey Whitehead v. Florida State	March 4, 2000
Kasey Whitehead v. Auburn	May 1, 2000
Iyhia McMichael v. Samford	February 16, 2003
Iyhia McMichael at Alabama	April 12, 2003
Brooke Best at Florida	April 26, 2003
Michelle Kinney v. LSU	March 30, 2005
Lindsey Hunley v. Seton Hall	February 23, 2007
Jessie Bailey at Georgia	April 21, 2007
Courtney Bures v. Arkansas	May 5, 2007
Haylie Guess v. Pacific	May 18, 2007
Chelsea Bramlett v. UC-Riverside	February 9, 2008
Jessie Bailey v. Louisiana-Monroe	February 7, 2009
Ka'ili Smith v. Oregon State	February 20, 2010
Ka'ili Smith v. Georgetown	March 13, 2010
Courtney Nesbit at Ole Miss	March 21, 2010
Jessica Cooley at Miss. Valley State	March 24, 2010
Erin Nesbit v. Miss. Valley State (Ridgeland, Miss.)	April 7, 2010

PITCHING

EARNED RUN AVERAGE

1.29 - 1986 (37 earned runs in 257.2 inn.)

SHUTOUTS

17 - 1998 (36 victories)

CONSECUTIVE SCORELESS INNINGS

30 - May 8 - May 10, 1998

STRIKEOUT RATIO

5.16 - 2006 (299 in 406.0 innings)

BASE ON BALLS RATIO

1.26 - 1998 (73 in 405.0 innings)

NO HITTERS

Name v. Opponent	Date	Score
Alicia Judd v. Alabama State	March 1, 1997	30-0 (5)
Jennifer Pursell v. UMass	March 4, 2000	7-0
Kasey Whitehead, Melissa Massey, Krystal Tillman v. Belmont	February 13, 2002	11-0 (5)
Melissa Massey v. Nicholls State	March 8, 2002	8-0 (5)
Kelli Miller v. Louisiana Tech	February 4, 2005	9-0 (5)
Melissa Massey v. St. Francis (PA)	March 4, 2005	7-0
Stephanie Comeaux v. Jacksonville	February 11, 2006	8-0 (5)
Ragan Blake v. Alcorn State	February 26, 2006	9-0 (5)
Stephanie Comeaux at Arkansas	March 18, 2006	5-0
Ragan Blake at Southern Miss	March 30, 2006	8-0 (5)
Kylie Vry v. Stephen F. Austin	February 14, 2010	5-0

PERFECT GAMES

Jenny Hehnke v. Alabama State	March 2, 1997	18-0 (5)
-------------------------------	---------------	----------

VICTORIES

Year	W	L	Pct.
1. 2000	44	27	.620
2. 2008	41	22	.651
2. 2004	39	26	.600
3. 1999	38	29	.567
4. 1998	36	21	.632
2001	36	26	.581
2002	36	31	.537
7. 2005	35	31	.530
2007	35	27	.565
9. 2003	34	30	.531
10. 2006	33	28	.541

EARNED RUN AVERAGE

Year	W-L	IP	R	ER	ERA
1. 1986	27-11	257.2	80	37	1.29
2. 1998	36-21	405.0	124	77	1.33
3. 1985	28-12	275.1	103	63	1.60
4. 2006	33-28	406.0	164	116	2.00
5. 1997	28-27	380.1	181	115	2.12
1999	38-29	454.2	199	138	2.12
2001	36-26	429.1	182	130	2.12
8. 2008	41-22	412.1	162	130	2.21
9. 2004	39-26	419.0	138	101	2.31
10. 2000	44-27	487.1	224	164	2.36

SHUTOUTS

Year	ShO
1. 1998	17
2. 2004	15
3. 2008	14
4. 2006	12
5. 1997	10
1999	10
2007	10
8. 2000	9
2001	9
2002	9
2009	9



STRIKEOUT RATIO

(Strikeouts per seven innings)

Year	SO	IP	Avg.
1. 2006	299	406.0	5.16
2. 1998	290	405.0	5.01
3. 2009	260	368.2	4.94
4. 2005	287	426.2	4.71
5. 2010	227	356.2	4.46
6. 2008	252	412.1	4.28
7. 2004	250	419.0	4.18
8. 2007	240	419.1	4.01
9. 1999	257	454.2	3.96
10. 2002	252	458.1	3.85

BASE ON BALLS RATIO

(Bases on balls per seven innings)

Year	BB	IP	Avg.
1. 1998	73	405.0	1.26
2. 1983	25	135.2	1.29
3. 1997	61	380.1	1.47
4. 2008	63	412.1	1.63
5. 2000	116	487.1	1.67
6. 2004	101	419.0	1.69
7. 2006	98	406.0	1.69
8. 2007	104	419.1	1.74
9. 1999	119	454.2	1.83
10. 2005	112	426.2	1.84

FIELDING

FIELDING PERCENTAGE

.977 - 2009 (1,106 putouts, 333 assists, 34 errors)

DOUBLE PLAYS

32 - 2000 (36 victories)

DOUBLE PLAYS PER GAME

0.55 - 1986 (21 in 38 games)

FIELDING PERCENTAGE

Year	TC	PO	A	E	Pct.
1. 2009	1,473	1,106	333	34	.977
2. 2008	1,815	1,237	523	55	.970
3. 2003	1,895	1,245	584	66	.965
4. 2001	1,961	1,288	603	70	.964
5. 2004	1,941	1,257	610	74	.962
2005	1,722	1,218	439	65	.962
2010	1,559	1,070	429	60	.962
8. 1999	1,982	1,364	537	81	.959
9. 1998	1,755	1,215	467	73	.958
10. 2000	2,318	1,462	757	99	.957
2005	1,949	1,280	585	84	.957

PUTOUTS

Year	TC	PO	A	E	Pct.
1. 2000	2,318	1,462	757	99	.957
2. 2002	2,114	1,375	637	102	.952
3. 1999	1,982	1,364	537	81	.959
4. 2001	1,961	1,288	603	70	.964
5. 2005	1,949	1,280	585	84	.957
6. 2007	1,979	1,258	627	94	.953
7. 2004	1,941	1,257	610	74	.962
8. 2003	1,895	1,245	584	66	.965
9. 2008	1,815	1,237	523	55	.970
10. 2006	1,722	1,218	439	65	.962

ASSISTS

Year	TC	PO	A	E	Pct.
1. 2000	2,318	1,462	757	99	.957
2. 1997	1,883	1,141	648	94	.950
3. 2002	2,114	1,375	637	102	.952
4. 2007	1,979	1,258	627	94	.953
5. 2004	1,941	1,257	610	74	.962
6. 2001	1,961	1,288	603	70	.964
7. 2005	1,949	1,280	585	84	.957
8. 2003	1,895	1,245	584	66	.965
9. 1999	1,982	1,364	537	81	.959
10. 2008	1,815	1,237	523	55	.970

ERRORS

Year	TC	PO	A	E	Pct.
1. 2002	2,114	1,375	637	102	.952
2. 2000	2,318	1,462	757	99	.957
3. 1997	1,883	1,141	648	94	.950
2007	1,979	1,258	627	94	.953
5. 2005	1,949	1,280	585	84	.957
6. 1999	1,982	1,364	537	81	.959
7. 2004	1,941	1,257	610	74	.962
8. 1998	1,755	1,215	467	73	.958
9. 2001	1,961	1,288	603	70	.964
10. 2003	1,895	1,245	584	66	.965

FIELDING DOUBLE PLAYS

Year	DP
1. 2000	32
2. 2002	28
3. 2007	24
4. 2005	23
5. 2004	22
6. 1986	21
2010	21
8. 2003	20
2006	20
2008	20

WINNING PERCENTAGE

Year	W	L	Pct.
1. 1986	27	11	.711
2. 1985	28	12	.700
3. 2008	41	22	.650
4. 1998	36	21	.632
5. 2000	44	27	.620
6. 2004	39	26	.600
7. 2001	36	26	.581
8. 1999	38	29	.567
9. 2007	35	27	.565
10. 2006	33	28	.541

MISCELLANEOUS

VICTORIES

44 - 2000 (27 losses)

WINNING PERCENTAGE

.711 - 1986 (27-11)

LONGEST WINNING STREAK

16 - February 10 - March 3, 2006



JENNIFER JESSUP

FRESHMEN

AT-BATS

Name	G	AB
1. Chelsea Bramlett, 2007	62	215
2. Courtney Bures, 2005	66	209
3. Kellie Wilkerson, 1999	67	203
4. Jenny Hehnke, 1997	56	194
5. Iyhia McMichael, 2001	62	189

RUNS

Name	G	R
1. Chelsea Bramlett, 2007	62	56
2. Kellie Wilkerson, 1999	67	49
3. Courtney Bures, 2005	66	49
4. Jenny Hehnke, 1997	56	44
5. Keri McCallum, 1998	54	36
6. Ali Bainbridge, 2008	63	36

HITS

Name	G	H
1. Kellie Wilkerson, 1999	67	90
2. Chelsea Bramlett, 2007	62	83
3. Courtney Bures, 2005	66	81
4. Jenny Hehnke, 1997	56	71
5. Keri McCallum, 1998	54	67

BATTING AVERAGE

Name	G	H	AB	BA
1. Kellie Wilkerson, 1999	67	90	203	.443
2. Keri McCallum, 1998	54	67	157	.427
3. Courtney Bures, 2005	66	81	209	.388
4. Chelsea Bramlett, 2007	62	83	215	.386
5. Jenny Hehnke, 1997	56	71	194	.366
6. Michelle Gates, 1998	56	62	182	.341

DOUBLES

Name	G	2B
1. Kellie Wilkerson, 1999	67	17
2. Michelle Gates, 1998	56	16
3. Courtney Bures, 2006	66	16
4. Jenny Hehnke, 1997	56	14
5. Ka'ili Smith, 2009	56	11
6. Iyhia McMichael, 2001	62	9
7. Chelsea Bramlett, 2007	62	9
8. Ali Bainbridge, 2008	63	9

TRIPLES

Name	G	3B
1. Keri McCallum, 1998	54	11
2. Courtney Bures, 2005	66	5
3. Ka'ili Smith, 2009	56	4
4. Erin Nesbit, 2010	55	4
5. Five Players with		3

HOME RUNS

Name	G	HR
1. Courtney Bures, 2005	66	17
2. Kellie Wilkerson, 1999	67	13
3. Sammie Jo Bailey, 2006	57	8
4. Erin Nesbit, 2010	55	6
5. Michelle Gates, 1998	56	5
6. Iyhia McMichael, 2001	62	5

SLUGGING PERCENTAGE

Name	G	TB	AB	SLG%
1. Courtney Bures, 2005	66	158	209	.756
2. Kellie Wilkerson, 1999	67	152	203	.749
3. Connie Pendley, 1985	37	50	101	.495
4. Iyhia McMichael, 2001	62	91	189	.481
5. Ka'ili Smith, 2009	56	73	158	.462

STOLEN BASES

Name	G	SB
1. Chelsea Bramlett, 2007	62	46
2. Iyhia McMichael, 2001	62	28
3. Keri McCallum, 1998	54	27
4. Jennifer Jessup, 2001	62	19
5. Courtney Bures, 2005	66	18

TOTAL BASES

Name	G	TB
1. Courtney Bures, 2005	66	158
2. Kellie Wilkerson, 1999	67	152
3. Michelle Gates, 1998	56	99
4. Keri McCallum, 1998	54	97
5. Chelsea Bramlett, 2007	62	95

RUNS BATTED IN

Name	G	RBI
1. Kellie Wilkerson, 1999	67	65
2. Courtney Bures, 2005	66	54
3. Michelle Gates, 1998	56	48
4. Keri McCallum, 1998	54	39
5. Ka'ili Smith, 2009	56	35

BASES ON BALLS

Name	G	BB
1. Cheri Smith, 1998	57	30
2. Kellie Wilkerson, 1999	67	30
3. Ka'ili Smith, 2009	56	22
4. Iyhia McMichael, 2001	62	20
5. Erin Nesbit, 2010	55	19

EARNED RUN AVERAGE

Name	ER	IP	ERA
1. Cathy Pippins, 1986	13	87.1	1.04
2. Kim Davis, 1985	32	141.1	1.85
3. Michelle Gates, 1998	48	176.0	1.91
4. Kelli Miller, 2004	36	131.1	1.92
5. Jennifer Pursell, 2000	73	256.2	1.99

INNINGS PITCHED

Name	APP	IP
1. Jennifer Pursell, 2000	50	256.2
2. Lindsey Dunlap, 2009	43	217.2
3. Misty Flesher, 2008	38	179.1
4. Michelle Gates, 1998	31	176.0
5. Kim Davis, 1985	24	141.1

STRIKEOUTS

Name	APP	IP	SO
1. Lindsey Dunlap, 2009	43	217.2	161
2. Jennifer Pursell, 2000	50	256.2	143
3. Misty Flesher, 2008	38	179.1	119
4. Michelle Gates, 1998	31	176.0	76
5. Melissa Massey, 2002	36	135.2	68

SOPHOMORES

AT-BATS

Name	G	AB
1. Iyhia McMichael, 2002	67	207
2. Chelsea Bramlett, 2008	60	200
3. Krystal Tillman, 2002	64	194
4. Michelle Gates, 1998	57	184
5. Keri McCallum, 1998	55	183

RUNS

Name	G	R
1. Chelsea Bramlett, 2008	60	52
2. Michelle Gates, 1998	57	47
3. Iyhia McMichael, 2002	67	46
4. Kellie Wilkerson, 2000	68	43
5. Hayle Guess, 2006	61	39

HITS

Name	G	H
1. Chelsea Bramlett, 2008	60	90
2. Kellie Wilkerson, 2000	67	78
3. Michelle Gates, 1998	57	70
4. Keri McCallum, 1998	55	64
5. Jenny Hehnke, 1998	56	62
6. Courtney Bures, 2006	61	62

BATTING AVERAGE

Name	G	H	AB	BA
1. Chelsea Bramlett, 2008	60	90	200	.450
2. Kellie Wilkerson, 2000	68	78	181	.431
3. Michelle Gates, 1998	57	70	184	.380
4. Jenny Hehnke, 1998	56	62	165	.376
5. Keri McCallum, 1998	55	64	183	.350

DOUBLES

Name	G	2B
1. Michelle Gates, 1998	57	15
2. Iyhia McMichael, 2002	67	15
3. Kellie Wilkerson, 2000	68	14
4. Krystal Tillman, 2002	64	11
5. Lindsay Nelson, 2002	53	10
6. Hayle Guess, 2006	61	10

TRIPLES

Name	G	3B
1. Michelle Gates, 1998	57	10
2. Iyhia McMichael, 2002	67	8
3. Keri McCallum, 1998	55	6
4. Courtney Bures, 2006	61	6
5. Hayle Guess, 2006	61	4

HOME RUNS

Name	G	HR
1. Ka'ili Smith, 2010	55	10
2. Kellie Wilkerson, 2000	68	8
3. Katie Cooley, 2005	62	8
4. Kasey Whitehead, 2000	62	7
5. Michelle Gates, 1998	57	6

SLUGGING PERCENTAGE

Name	G	TB	AB	SLG%
1. Michelle Gates, 1998	57	123	184	.668
2. Kellie Wilkerson, 2000	68	120	181	.663
3. Ka'ili Smith, 2010	55	96	161	.596
4. Courtney Bures, 2006	61	98	179	.547
5. Iyhia McMichael, 2002	67	12	207	.541

STOLEN BASES

Name	G	SB
1. Chelsea Bramlett, 2008	60	46
2. Iyhia McMichael, 2002	67	36
3. Michelle Gates, 1998	57	30
4. Hayle Guess, 2006	61	23
5. Kellie Wilkerson, 2000	68	21

TOTAL BASES

Name	G	TB
1. Michelle Gates, 1998	57	141
2. Kellie Wilkerson, 2000	68	120
3. Iyhia McMichael, 2002	67	112
4. Chelsea Bramlett, 2008	60	105
5. Courtney Bures, 2006	61	98

RUNS BATTED IN

Name	G	RBI
1. Ka'ili Smith	55	50
2. Iyhia McMichael, 2002	67	48
3. Kellie Wilkerson, 2000	68	43
4. Courtney Bures, 2006	61	37
5. Michelle Gates, 1998	57	35

BASES ON BALLS

Name	G	BB
1. Kellie Wilkerson, 2000	68	49
2. Iyhia McMichael, 2002	67	37
3. Katie Cooley, 2005	62	29
4. Kate Jaspers, 2002	67	22
5. Hayle Guess, 2006	61	19
6. Ka'ili Smith, 2010	55	19

EARNED RUN AVERAGE

Name	ER	IP	ERA
1. Kim Davis, 1986	11	97.2	0.79
2. Ragan Blake, 2006	49	192.2	1.78
3. Jennifer Pursell, 2001	56	198.0	1.98
4. Kelli Miller, 2005	46	135.0	2.39
5. Stephanie Comeaux, 2004	56	141.2	2.77

INNINGS PITCHED

Name	APP	IP
1. Melissa Massey, 2003	41	198.2
2. Jennifer Pursell, 2001	43	198.0
3. Ragan Blake, 2006	37	192.2
4. Stephanie Comeaux, 2005	35	141.2
5. Kelli Miller, 2005	32	135.0

STRIKEOUTS

Name	APP	IP	SO
1. Ragan Blake, 2006	37	192.2	183
2. Jennifer Pursell, 2001	43	198.0	107
3. Stephanie Comeaux, 2005	35	141.2	105
4. Melissa Massey, 2003	41	198.2	96

JUNIORS

AT-BATS

Name	G	AB
1. Keri McCallum, 1999	67	235
2. Jenny Hehnke, 1999	67	206
3. Krystal Tillman, 2003	64	196
4. Karrie Rider, 1999	67	193
5. Michelle Gates, 1999	65	190

RUNS

Name	G	R
1. Iyhia McMichael, 2003	64	63
2. Keri McCallum, 1999	67	57
3. Kellie Wilkerson, 2002	66	55
Chelsea Bramlett, 2009	56	55
5. Hayle Guess, 2007	62	44

HITS

Name	G	H
1. Keri McCallum, 1999	67	88
Chelsea Bramlett, 2009	56	88
3. Iyhia McMichael, 2003	64	75
4. Kellie Wilkerson, 2001	61	70
5. Jenny Hehnke, 1999	67	66

BATTING AVERAGE

Name	G	H	AB	BA
1. Chelsea Bramlett, 2009	56	88	181	.486
2. Kellie Wilkerson, 2001	61	70	167	.419
3. Iyhia McMichael, 2003	64	75	186	.403
4. Keri McCallum, 1999	67	88	235	.374
5. Jennifer Waterman, 2003	52	53	143	.371

DOUBLES

Name	G	2B
1. Keri McCallum, 1999	67	22
2. Jennifer Waterman, 2003	52	18
3. Michelle Gates, 1999	65	15
4. Courtney Bures, 2007	61	13
5. Kellie Wilkerson, 2001	61	12
Callye Williams, 2005	65	12
Ali Bainbridge, 2010	55	12

TRIPLES

Name	G	3B
1. Keri McCallum, 1999	67	10
2. Melanie Morgan, 1985	38	7
3. Kate Jaspers, 2003	63	6
Nakita Boyce, 2007	61	6
5. Meg Hartnett, 1985	40	5
Iyhia McMichael, 2003	64	5

HOME RUNS

Name	G	HR
1. Iyhia McMichael, 2003	64	18
2. Kellie Wilkerson, 2001	61	14
3. Meg Hartnett, 1985	40	6
Hayle Guess, 2007	62	6
5. Katie Cooley, 2006	57	5

SLUGGING PERCENTAGE

Name	G	TB	AB	SLG%
1. Iyhia McMichael, 2003	64	149	186	.801
2. Kellie Wilkerson, 2001	61	128	167	.766
3. Melanie Morgan, 1985	38	73	118	.619
4. Meg Hartnett, 1985	40	75	133	.564
5. Keri McCallum, 1999	67	130	235	.553

STOLEN BASES

Name	G	SB
1. Chelsea Bramlett, 2009	56	54
2. Iyhia McMichael, 2003	64	36
3. Kellie Wilkerson, 2001	61	35
4. Hayle Guess, 2007	62	25
5. Nakita Boyce, 2007	61	20

TOTAL BASES

Name	G	TB
1. Iyhia McMichael, 2003	64	149
2. Keri McCallum, 1999	67	130
3. Kellie Wilkerson, 2001	61	128
4. Chelsea Bramlett, 2009	56	99
5. Courtney Bures, 2007	61	93

RUNS BATTED IN

Name	G	RBI
1. Iyhia McMichael, 2003	64	63
2. Courtney Bures, 2007	61	56
3. Michelle Gates, 1999	65	40
4. Jennifer Waterman, 2003	52	37
5. Hayle Guess, 2007	62	35

BASES ON BALLS

Name	G	BB
1. Kellie Wilkerson, 2001	61	48
2. Iyhia McMichael, 2003	64	38
3. Katie Cooley, 2006	57	31
4. Brittany Bell, 2010	54	24
5. Jennifer Waterman, 2003	52	23

EARNED RUN AVERAGE

Name	ER	IP	ERA
1. Autumn Anderson, 1999	42	275.2	1.07
2. Stephanie Comeaux, 2006	39	155.2	1.75
3. Alicia Judd, 1997	41	143.1	2.00
4. Kelsey Nurnberg, 2008	56	173.1	2.26
5. Melissa Massey, 2004	63	180.0	2.45

INNINGS PITCHED

Name	APP	IP
1. Autumn Anderson, 1998	50	275.2
2. Melissa Massey, 2004	37	180.0
3. Kelsey Nurnberg, 2008	38	173.1
4. Stephanie Comeaux, 2006	29	155.2
5. Alicia Judd, 1997	24	143.1

STRIKEOUTS

Name	APP	IP	SO
1. Autumn Anderson, 1998	50	275.2	246
2. Melissa Massey, 2004	37	180.0	115
3. Kelsey Nurnberg, 2008	38	173.1	98
4. Stephanie Comeaux, 2006	29	155.2	90
5. Alicia Judd, 1997	24	143.1	54

SENIORS

AT-BATS

Name	G	AB
1. Keri McCallum, 2000	71	243
2. Karrie Rider, 2000	71	216
3. Michelle Gates, 2000	69	211
4. Jenny Hehnke, 2000	69	210
5. Jennifer Nelson, 2003	64	208

RUNS

Name	G	R
1. Iyhia McMichael, 2004	65	83
2. Keri McCallum, 2000	71	64
3. Chelsea Bramlett, 2010	55	56
4. Kellie Wilkerson, 2002	51	51
5. Jennifer Nelson, 2003	64	45

HITS

Name	G	H
1. Keri McCallum, 2000	71	100
2. Chelsea Bramlett, 2010	55	98
3. Iyhia McMichael, 2003	65	87
4. Courtney Bures, 2008	63	74
5. Kate Jaspers, 2004	63	73

BATTING AVERAGE

Name	G	H	AB	BA
1. Chelsea Bramlett, 2010	55	98	183	.536
2. Iyhia McMichael, 2004	65	87	183	.475
3. Kellie Wilkerson, 2002	66	80	191	.419
4. Keri McCallum, 2000	71	100	243	.412
5. Courtney Bures, 2008	63	74	186	.398

DOUBLES

Name	G	2B
1. Kellie Wilkerson, 2002	66	18
2. Iyhia McMichael, 2004	65	16
3. Courtney Bures, 2008	63	14
4. Karrie Rider, 2000	71	12
Jennifer Waterman, 2004	64	12
Kate Jaspers, 2004	63	12

TRIPLES

Name	G	3B
1. Keri McCallum, 2000	71	11
2. Iyhia McMichael, 2004	65	10
3. Jennifer Nelson, 2003	64	7
4. Chelsea Bramlett, 2010	55	6
5. Michelle Gates, 2000	69	4
Hayle Guess, 2008	63	4
Nakita Boyce, 2008	63	4

HOME RUNS

Name	G	HR
1. Iyhia McMichael, 2004	65	10
2. Kellie Wilkerson, 2002	66	9
3. Melanie Morgan, 1985	38	8
4. Jennifer Jessup, 2005	64	7
Hayle Guess, 2008	63	7
6. Brooke Best, 2003	53	5
Blaire Brown, 2004	62	5
Jennifer Waterman, 2004	64	5
Courtney Bures, 2008	63	5

SLUGGING PERCENTAGE

Name	G	TB	AB	SLG%
1. Iyhia McMichael, 2004	65	153	183	.836
2. Kellie Wilkerson, 2002	66	129	191	.675
3. Chelsea Bramlett, 2010	55	113	183	.617
4. Keri McCallum, 2000	71	145	243	.597
5. Melanie Morgan, 1986	38	65	113	.575

STOLEN BASES

Name	G	SB
1. Chelsea Bramlett, 2010	55	61
2. Iyhia McMichael, 2004	65	41
3. Keri McCallum, 2000	71	31
4. Nakita Boyce, 2008	63	22
5. Michelle Gates, 2000	69	20

TOTAL BASES

Name	G	TB
1. Iyhia McMichael, 2004	65	153
2. Keri McCallum, 2000	71	145
3. Kellie Wilkerson, 2002	66	129
4. Chelsea Bramlett, 2010	55	113
5. Courtney Bures, 2008	63	107

RUNS BATTED IN

Name	G	RBI
1. Jennifer Waterman, 2004	64	55
2. Kate Jaspers, 2004	63	47
3. Courtney Bures, 2008	63	46
4. Karrie Rider, 2000	71	43
5. Iyhia McMichael, 2004	65	42
6. Hayle Guess, 2008	63	39

BASES ON BALLS

Name	G	BB
1. Iyhia McMichael, 2004	65	51
2. Kellie Wilkerson, 2002	66	50
3. Courtney Bures, 2008	63	27
4. Cheri Smith, 2001	59	24
Jennifer Waterman, 2004	64	24

EARNED RUN AVERAGE

Name	ER	IP	ERA
1. Vicki Bonar, 1985	30	132.0	1.59
2. Alicia Judd, 1998	35	129.1	1.89
3. Sara Hickerson, 2007	28	100.2	1.95
4. Kelli Miller, 2007	47	165.0	1.99
5. Autumn Anderson, 1999	77	254.0	2.12
6. Kasey Whitehead, 2002	85	221.1	2.68

INNINGS PITCHED

Name	APP	IP
1. Autumn Anderson, 1999	51	254.0
2. Kasey Whitehead, 2002	53	221.2
3. Kelli Miller, 2007	38	165.0
4. Vicki Bonar, 1985	22	132.0
5. Alicia Judd, 1997	24	129.1

STRIKEOUTS

Name	APP	IP	SO
1. Autumn Anderson, 1999	51	254.0	160
2. Kasey Whitehead, 2002	61	221.2	95
3. Kelli Miller, 2007	38	165.0	85
4. Kelsey Nurnberg, 2009	32	124.1	84
5. Kellie Wilkerson, 2002	53	74.2	77



JENNIFER WATERMAN



CHELSEA BRAMLETT

First Team All-American | 2007-2010

Chelsea Bramlett is the second player in Southeastern Conference history to earn NFCA First Team All-America honors all four years of her career... The Cordova, Tenn., native finished her career with the Southeastern Conference's top batting average for a season (.536) and a career (.461)... She also capped her time at MSU by setting six school career records, including a 207-stolen base mark that tops the SEC annals and ranks second in NCAA history... A four-time All-SEC honoree and 2007 SEC Freshman of the Year, Bramlett was named the NFCA/Diamond Sports Division I Catcher of the Year three times and the adidas Golden Shoe Award winner twice... During her senior season, she was named a Top 10 finalist for USA Softball Player of the Year after being selected to the top 25 the previous two years... She was also selected a Top 10 finalist for the 2010 Lowe's Senior CLASS Award and the ESPN The Magazine/CoSIDA Academic All-America of the Year.

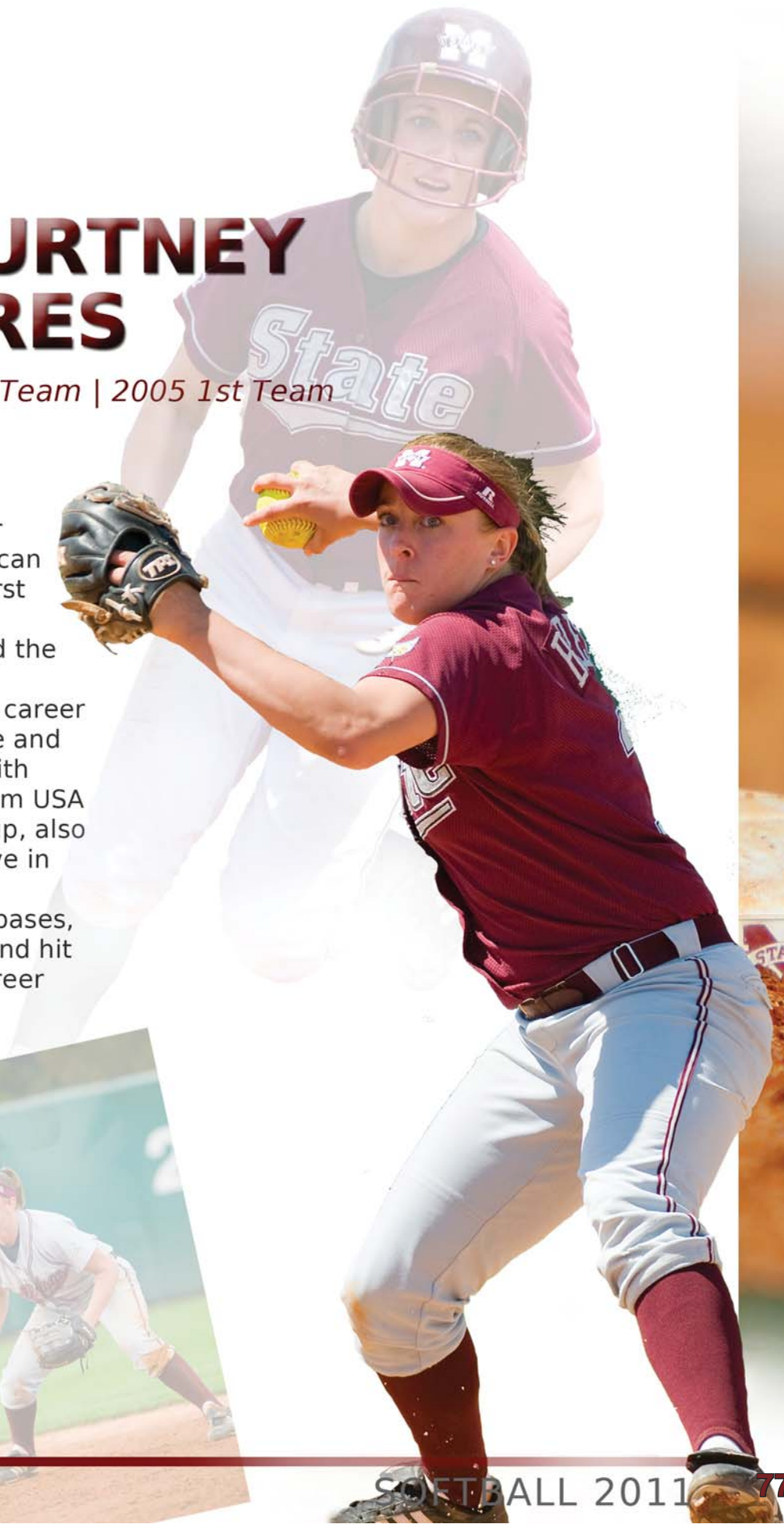




COURTNEY BURES

2008 1st Team | 2005 1st Team

Bures closed her career with her second NFCA First Team All-American award after being named to the first team following a stellar freshman campaign in which she was named the SEC Freshman of the Year... The Haymarket, Va., native closed her career with a .352 career batting average and the school record for career RBI with 193... Bures, a member of the Team USA squad that won the 2009 Japan Cup, also ranks in the school's career top five in batting average, runs scored, hits, doubles, triples, home runs, total bases, walks, intentional bases on balls and hit by a pitch... She also holds the career assists record.






KERI McCALLUM

2000 1st Team

When Mississippi State brought softball back in 1997, McCallum was a member of that inaugural squad and helped put the Bulldogs among the nation's premier softball programs... She closed her career by earning first team all-America accolades after helping Mississippi State to its first-ever NCAA Regional berth... The 2000 NFCA Division I and Overall Catcher of the Year, McCallum continues to hold State's career records for at-bats (818) and ranks second in hits (319), and her 38 career triples still rank as the most in SEC history... Her 50 career game-winning runs also top the MSU career charts.





IYHIA McMICHAEL

2004 1st Team | 2003 1st Team

Arguably one of the most-heralded players in Mississippi State softball history, McMichael earned a pair of first team all-America accolades while helping the Bulldogs to three-straight NCAA Regionals from 2002-04... McMichael still hails as the only player to earn consecutive SEC Player of the Year accolades... She was named one of three finalists for USA Softball Player of the Year in 2004, a year after making the top 10... McMichael holds single-season school records for runs scored (83 in 2004), home runs (18 in 2004), slugging percentage (.836 in 2004), stolen base percentage (.97 in 2003) and walks (51 in 2004)... She ranks second on the career charts in RBI, home runs and walks.

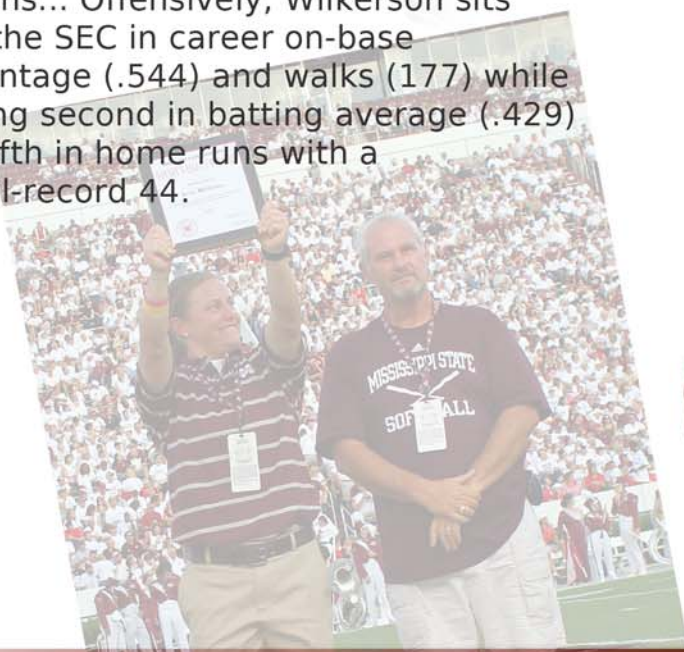




KELLIE WILKERSON

*2002 2nd Team | 2001 1st Team
2000 1st Team | 1999 2nd Team*

Wilkerson earned four All-America honors following a stellar career that placed her among the elite in school, SEC and NCAA history... Her outstanding career earned her the prestigious honor of being the first Bulldog softball player inducted into the Mississippi State Sports Hall of Fame... Wilkerson led Mississippi State to a pair of NCAA Regional appearances while earning a pair of first team and second team all-America honors... She still stands as the SEC and NCAA leader for saves in a career with 32... Her SEC-best 14 saves in 2002 held the top spot in NCAA history for six seasons... Offensively, Wilkerson sits atop the SEC in career on-base percentage (.544) and walks (177) while ranking second in batting average (.429) and fifth in home runs with a school-record 44.



COACHING HISTORY

LYNN KEISER

1982-83 • 37-53-4 (.415)



Keiser led State in the early years of the program, transforming the Bulldogs from a slowpitch program in 1981 to a competitive fastpitch team in 1982. Keiser also amassed a 13-55 (.191) record as head coach of Mississippi State's volleyball team from 1981-82.

VIVIAN LANGLEY

1984-86 • 66-45 (.595)



Langley, who amassed a 34-78 (.304) mark as State's volleyball coach from 1983-85, led the Bulldogs to their first winning season in 1985, then guided the Maroon and White to another winning campaign in 1986 before the discontinuation of the program.

KATHY ARENDSSEN

1997-02 • 220-160 (.579)



Having reintroduced the sport to State's varsity program in 1997, Arendsen led the Bulldogs to the championship game of the 1998 SEC Tournament before a 44-win campaign in 2000 helped the Bulldogs secure their first postseason berth. Arendsen coached 14 all-SEC and 12 all-American athletes in her six-year career in Starkville. A 13-time ASA all-American as a player, she also had 48 of her players named to the SEC academic honor roll during her tenure.

JAY MILLER

2003-present • 271-221 (.551)



Having helped State secure NCAA postseason bids in six of his first eight seasons in Starkville, Miller currently ranks as the NCAA's ninth-winningest active coach. He became the Bulldogs' winningest coach in 2009 after securing his 900th career victory during the 2008 season. Named the United States National Team head coach for the 2009-2012 quadrennium, Miller has coached three all-Americans at MSU, with three of his players earning SEC Athlete and SEC Freshman of the Year accolades. In 2008, Miller became just the third Southeastern Conference coach to be inducted into the National Fastpitch Coaches Association Hall of Fame.

1982

2-18 Overall
Home: 2-4 • Away: 0-2 • Neutral: 0-12

3/10	at LSU	L, 14-0
3/10	at LSU	L, 8-7
3/11	! Stephen F. Austin	L, 10-0
3/12	! Kent State	L, 10-3
3/12	! Kent State	L, 9-8
3/19	LA-LAFAYETTE	W, 13-3
3/19	LA-LAFAYETTE	L, 15-9
3/20	CARTHAGE COLLEGE	W, 6-1
3/20	CARTHAGE COLLEGE	L, 16-13
3/25	# Oklahoma State	L, 2-0
3/25	# Utah	L, 9-0
3/26	# Iowa State	L, 12-1
3/26	# Nebraska-Omaha	L, 8-0
3/27	# Idaho State	L, 8-0
4/2	\$ NE Missouri State	L, 3-2
4/2	\$ Oklahoma State	L, 9-1
4/3	\$ Kansas	L, 9-1
4/3	\$ Iowa	L, 6-1
4/20	LSU	L, 3-2
4/20	LSU	L, 4-1

! LSU Tournament (Baton Rouge, La.); # Oklahoma Invitational (Bartlesville, Okla.); \$ Southwest Missouri State Invitational (Springfield, Mo.).

1983

6-13 Overall
Home: 3-5 • Away: 2-2 • Neutral: 1-6

2/26	at Louisiana-Lafayette	L, 2-1
2/26	at Louisiana-Lafayette	L, 6-1
3/13	LA-MONROE	L, 3-0
3/13	LA-MONROE	W, 4-3
3/15	! Eastern Connecticut	L, 2-1
3/15	! Fairleigh Dickinson	W, 21-6
3/16	! Trenton	L, 5-0
3/16	! Rhode Island	L, 9-5
3/22	SOUTHERN MISS	W, 3-0
3/22	SOUTHERN MISS	W, 4-3
4/9	NICHOLLS STATE	L, 4-2
4/9	NICHOLLS STATE	L, 4-2
4/12	at Southern Miss	W, 3-0
4/12	at Southern Miss	W, 5-4
4/15	# Illinois State	L, 2-0
4/15	# Texas-Arlington	L, 7-2
4/16	# Oklahoma	L, 4-0
4/23	LOUISIANA TECH	L, 4-0
4/23	LOUISIANA TECH	L, 9-0

! South Carolina State Invitational (Columbia, S.C.); # Louisiana Tech Invitational (Ruston, La.)

1984

11-20 Overall
Home: 5-11 • Away: 4-6 • Neutral: 2-3

3/3	at Northwestern State	W, 2-1
3/3	at Northwestern State	L, 7-3
3/7	FLORIDA A&M	W, 11-0
3/7	FLORIDA A&M	W, 11-8
3/8	FLORIDA STATE	L, 1-0 (9)
3/8	FLORIDA STATE	L, 6-2
3/10	LOUISIANA TECH	L, 4-0
3/10	LOUISIANA TECH	L, 9-1
3/16	! at Florida State	L, 5-0
3/16	! George Mason	L, 13-8
3/17	! Florida A&M	W, 5-2
3/19	WESTERN ILLINOIS	L, 8-7 (8)
3/19	WESTERN ILLINOIS	L, 1-0 (10)
3/22	MICHIGAN STATE	L, 11-3
3/22	MICHIGAN STATE	L, 6-1
3/23	LUTHER COLLEGE	W, 3-2
3/23	LUTHER COLLEGE	L, 6-4
4/3	at Southern Miss	W, 7-6
4/3	at Southern Miss	W, 3-2
4/7	LA-LAFAYETTE	L, 1-0
4/7	LA-LAFAYETTE	L, 3-2
4/10	at La.-Monroe	L, 3-2
4/10	at La.-Monroe	L, 1-0
4/13	# William Woods	L, 1-0
4/13	# SE Missouri State	L, 2-0
4/14	# Arkansas State	W, 8-4
4/14	# at Kentucky Wesleyan	W, 4-3
4/17	SOUTHERN MISS	W, 4-1
4/17	SOUTHERN MISS	W, 5-0
4/25	at Nicholls State	L, 7-3
4/25	at Nicholls State	L, 13-8

! FSU Invitational (Tallahassee, Fla.); # Kentucky Wesleyan Invitational (Owensboro, Ky.)

1985

28-14 Overall
Home: 11-5 • Away: 7-3 • Neutral: 10-6

3/9	KENTUCKY WESLEYAN	W, 8-5
3/9	KENTUCKY WESLEYAN	W, 7-2
3/15	! GEORGIA STATE	W, 17-1
3/15	! WEST GEORGIA	W, 12-0
3/16	! TENNESSEE TECH	W, 25-3
3/16	! MUW	L, 10-1
3/19	SOUTHERN MISS	L, 5-3 (8)
3/19	SOUTHERN MISS	L, 5-4 (9)
3/20	SW MISSOURI STATE	L, 1-0
3/20	SW MISSOURI STATE	W, 4-2
3/22	\$ Nicholls State	L, 3-2 (9)
3/22	\$ Florida A&M	L, 1-0
3/23	\$ Ohio State	L, 3-2
3/23	\$ Western Illinois	L, 5-3
3/23	\$ Maine	W, 7-0
3/26	ARKANSAS STATE	W, 12-0
3/26	ARKANSAS STATE	W, 11-2
3/29	? Southern Miss	W, 4-0
3/29	? Grambling	W, 11-2
3/30	? West Georgia	W, 14-2
3/30	? at MUW	W, 5-0
4/2	NICHOLLS STATE	W, 3-2
4/2	NICHOLLS STATE	L, 5-3
4/4	at Southern Miss	W, 6-1
4/4	at Southern Miss	W, 9-1
4/9	MUW	W, 7-1
4/9	MUW	W, 7-2
4/12	# MUW	W, 3-2
4/12	# Kentucky Wesleyan	W, 4-2
4/13	# Illinois Central JC	W, 5-3
4/13	# Akron	L, 2-0
4/19	at Louisiana Tech	L, 3-0
4/19	at Louisiana Tech	L, 5-2
4/20	at Grambling	W, 6-5
4/20	at Grambling	W, 11-1
4/23	at MUW	L, 5-1
4/23	at MUW	W, 5-1
4/26	^ at Tennessee Tech	W, 11-2
4/26	^ Cleveland State JC	W, 5-2
4/27	^ Lincoln College	W, 7-4
4/28	* #10 South Carolina	L, 7-3 (9)
4/28	* #10 South Carolina	W, 5-4 (9)

! MSU Invitational (Starkville); \$ FSU Invitational (Tallahassee, Fla.); ? MUW Tournament (Columbus, Miss.); # Kentucky Wesleyan Invitational (Owensboro, Ky.); ^ Tennessee Tech Tournament (Cookeville, Tenn.); * Cookeville, Tenn.

1986

27-11 Overall
Home: 13-5 • Away: 8-2 • Neutral: 6-4

2/28	! Texas A&M	L, 6-0
2/28	! La.-Lafayette	L, 2-1
3/1	! Texas State	W, 5-3
3/1	! Toledo	L, 2-0
3/7	SW MISSOURI STATE	L, 2-0
3/7	SW MISSOURI STATE	L, 10-3
3/8	KENTUCKY WESLEYAN	W, 3-0
3/8	KENTUCKY WESLEYAN	W, 11-2
3/18	BRADLEY	W, 2-1
3/18	BRADLEY	L, 6-0
3/20	# Eastern Michigan	W, 1-0
3/20	# West Florida	W, 4-0
3/21	# at Florida State	L, 3-1
3/21	# Ohio State	W, 3-2
3/25	at Southern Miss	W, 5-4
3/25	at Southern Miss	W, 3-1
3/28	\$ GEORGIA STATE	W, 2-0
3/28	\$ SOUTHERN MISS	W, 4-2
3/29	\$ ST. MARY'S (NE)	W, 11-1
3/29	\$ ARKANSAS STATE	W, 15-0
4/1	at Delta State	W, 11-1
4/1	at Delta State	W, 9-2
4/4	MUW	W, 6-5
4/4	MUW	W, 10-0
4/7	at La.-Lafayette	W, 3-0
4/7	at La.-Lafayette	W, 5-1
4/10	at Arkansas State	W, 12-4
4/10	at Arkansas State	W, 9-0
4/12	LOUISIANA TECH	L, 2-1
4/12	LOUISIANA TECH	L, 1-0
4/18	% Central (Okla.) State	W, 3-2
4/18	% at Texas-Arlington	L, 3-2
4/19	% North Texas	W, 6-3
4/19	% Oklahoma City	L, 3-2
4/22	DELTA STATE	W, 11-1
4/22	DELTA STATE	W, 6-2
4/23	SOUTHERN MISS	W, 3-2
4/23	SOUTHERN MISS	W, 5-1

! Budweiser Bayou Classic (Thibodaux, La.); # FSU Invitational (Tallahassee, Fla.); \$ MSU Invitational (Starkville); % Texas-Arlington Tournament (Arlington, Texas).

1997

30-26 Overall • 11-17 SEC
Home: 13-12 • Away: 7-6 • Neutral: 10-6

2/21	# Nicholls State	L, 6-0
2/21	# Tennessee-Martin	W, 4-1
2/22	# Alcorn State	W, 19-0 (5)
2/22	# Tulsa	L, 1-0
2/23	# at La.-Monroe	L, 5-1
2/23	# Tulsa	W, 7-2
2/23	# Northern Illinois	L, 2-1
2/26	SAMFORD	W, 4-0
2/26	SAMFORD	W, 4-0
3/1	\$ Alabama State	W, 30-0 (5)
3/1	\$ Tennessee State	W, 9-0 (5)
3/1	\$ at Troy State	W, 3-2
3/2	\$ Tennessee State	W, 12-1 (6)
3/2	\$ Alabama State	W, 18-0 (5)
3/2	\$ at Troy State	W, 1-0
3/6	OLE MISS	L, 1-2
3/6	OLE MISS	W, 2-1 (8)
3/14	? New Mexico	W, 4-0
3/14	? St. Mary's	W, 1-0
3/14	? Colorado State	L, 11-6
3/15	? Missouri	L, 4-3 (8)
3/15	? New Mexico	W, 7-2
3/15	? Notre Dame	L, 8-3
3/20	at Samford	W, 6-1
3/20	at Samford	W, 7-1
3/22	#4 SOUTH CAROLINA	L, 4-0 (8)
3/22	#4 SOUTH CAROLINA	L, 5-3
3/25	MCNEESE STATE	W, 3-2
3/26	GEORGIA	W, 5-2
3/26	GEORGIA	W, 8-7 (10)
3/28	ARKANSAS	W, 3-2
3/28	ARKANSAS	L, 4-0
3/29	ARKANSAS	L, 10-4
3/29	ARKANSAS	L, 2-1
4/4	at LSU	L, 2-0
4/4	at LSU	L, 9-1 (6)
4/11	at Kentucky	W, 6-1 (8)
4/11	at Kentucky	W, 12-7 (11)
4/13	at Tennessee	W, 5-4 (8)
4/13	at Tennessee	L, 11-0 (5)
4/18	at Alabama	L, 5-2 (8)
4/18	at Alabama	L, 8-0
4/19	ALABAMA	L, 5-2
4/19	ALABAMA	W, 2-1
4/23	LA-MONROE	L, 6-0
4/23	LA-MONROE	W, 1-0
4/25	LOUISIANA TECH	L, 5-2
4/25	LOUISIANA TECH	W, 3-2 (10)
4/26	FLORIDA	L, 3-1
4/26	FLORIDA	W, 6-5
4/30	at Ole Miss	L, 1-0 (9)
4/30	at Ole Miss	L, 4-1
5/3	AUBURN	W, 6-3
5/3	AUBURN	W, 4-0
5/4	AUBURN	L, 5-4
5/4	AUBURN	L, 4-1

NLU Mardi Gras Classic (Monroe, La.); \$ Troy State Invitational (Troy, Ala.); ? NIST Tournament (San Jose, Calif.).

1998

36-21 Overall • 15-11 SEC
Home: 16-9 • Away: 12-4 • Neutral: 6-6

2/14	NORTHWESTERN STATE	L, 3-1
2/14	NORTHWESTERN STATE	W, 3-1
2/15	NORTHWESTERN STATE	W, 5-0
2/20	# JACKSONVILLE STATE	W, 3-0
2/21	# #13 MISSOURI	L, 7-4 (10)
2/21	# CHATTANOOGA	W, 8-0 (6)
2/26	& Cal Poly-SLO	L, 5-2 (8)
2/28	& Evansville	W, 7-2
2/28	& at UC-Santa Barbara	L, 13-9 (9)
3/5	! #16 Iowa	L, 4-2
3/5	! Florida A&M	L, 8-3
3/6	! Western Michigan	W, 5-1
3/6	! at #7 South Florida	L, 1-0
3/7	! Chattanooga	W, 6-0
3/7	! Hofstra	W, 8-3
3/7	! #2 Michigan	L, 2-1 (8)
3/11	at Florida	W, 3-1
3/11	at Florida	L, 1-0
3/14	SIENA COLLEGE	W, 2-0
3/14	SIENA COLLEGE	W, 6-0
3/22	at Georgia	W, 7-4 (9)
3/22	at Georgia	L, 4-2
3/24	GEORGIA SOUTHERN	W, 7-1
3/24	GEORGIA SOUTHERN	W, 9-1 (5)
3/27	at Arkansas	W, 6-0
3/27	at Arkansas	L, 2-1 (8)
3/28	at Arkansas	W, 3-2 (9)
3/28	at Arkansas	W, 6-2
4/1	at Ole Miss	W, 7-0
4/1	at Ole Miss	W, 5-3
4/3	#14 LSU	W, 3-2
4/3	#14 LSU	L, 2-1
4/4	#14 LSU	L, 7-3
4/4	#14 LSU	L, 4-3
4/8	DELTA STATE	W, 1-0
4/10	KENTUCKY	L, 1-0
4/10	KENTUCKY	L, 1-0
4/11	TENNESSEE	W, 3-0

STATE ALL-TIME RESULTS

4/11	TENNESSEE	L, 3-2
4/14	at La.-Monroe	W, 11-0 (6)
4/14	at La.-Monroe	W, 7-5
4/19	ALABAMA	W, 5-4
4/19	ALABAMA	L, 4-1
4/21	SAMFORD	W, 3-2 (10)
4/21	SAMFORD	W, 5-0
4/25	OLE MISS	W, 11-0 (5)
4/25	OLE MISS	W, 4-3
5/1	at Auburn	L, 2-0
5/1	at Auburn	W, 1-0
5/2	at Auburn	W, 6-2
5/2	at Auburn	W, 3-2 (10)
5/8	@ South Carolina	L, 2-0
5/8	@ Georgia	W, 3-2
5/9	@ South Carolina	W, 3-0
5/9	@ Florida	W, 1-0
5/10	@ Florida	W, 1-0
5/10	@ Alabama	L, 5-4 (9)

MSU Classic (Starkville); & UCSB-Dudley Invitational (Santa Barbara, Calif.); ! Speedline Classic (Tampa, Fla.); @ SEC Tournament (Columbus, Ga.).

1999

38-29 Overall • 15-15 SEC

Home: 21-6 • Away: 6-14 • Neutral: 11-9

2/6	at Northwestern State	L, 1-0
2/6	at Northwestern State	W, 3-1
2/7	at Centenary	W, 4-1
2/12	% California	L, 6-4
2/12	% #4 UCLA	L, 5-0
2/12	% New Mexico State	W, 4-2
2/13	% UNLV	W, 9-1 (5)
2/13	% Utah State	W, 7-2
2/19	! NORTHWESTERN STATE	W, 6-1
2/19	! EVANSVILLE	L, 3-2
2/20	! CHATTANOOGA	W, 3-1
2/21	! EVANSVILLE	W, 1-0 (8)
2/27	! JACKSONVILLE STATE	L, 6-3
2/27	! JACKSONVILLE STATE	W, 4-0
3/4	^ Georgia	W, 5-1
3/4	^ Florida State	W, 2-1
3/5	^ #14 Michigan	L, 9-3
3/5	^ Hofstra	W, 4-1
3/6	^ Florida Atlantic	W, 10-2
3/6	^ New Mexico State	W, 7-0
3/7	^ Michigan State	W, 4-2
3/7	^ #14 Michigan	L, 4-3
3/12	\$ Jacksonville State	L, 7-6 (8)
3/12	\$ Kentucky	L, 3-1
3/12	\$ Southern Mississippi	L, 4-0
3/19	at Ole Miss	L, 5-4 (11)
3/19	at Ole Miss	L, 4-1
3/20	at Ole Miss	W, 8-0 (5)
3/20	at Ole Miss	L, 8-0 (6)
3/26	#10 SOUTH CAROLINA	L, 1-0
3/26	#10 SOUTH CAROLINA	W, 5-1
3/27	GEORGIA	W, 2-1 (9)
4/2	ARKANSAS	W, 5-2
4/2	ARKANSAS	W, 4-0
4/3	ARKANSAS	W, 7-2
4/3	ARKANSAS	W, 4-2
4/6	DELTA STATE	W, 7-1
4/9	at #10 LSU	L, 1-0
4/9	at #10 LSU	L, 5-1
4/10	at #10 LSU	L, 5-2
4/10	at #10 LSU	L, 5-4
4/15	LA-MONROE	W, 9-1 (5)
4/15	LA-MONROE	W, 3-2 (9)
4/17	at Kentucky	L, 5-4
4/17	at Kentucky	W, 12-0
4/18	at Tennessee	L, 9-1 (6)
4/18	at Tennessee	L, 11-7
4/21	at Georgia Tech	W, 5-0
4/23	at Alabama	W, 8-7 (8)
4/23	at Alabama	L, 5-4
4/24	at Alabama	L, 6-5
4/24	at Alabama	L, 7-4
4/29	SAMFORD	W, 4-0
4/29	SAMFORD	W, 4-1
4/30	FLORIDA	L, 7-4 (9)

4/30	FLORIDA	W, 6-2
5/2	#6 LA-LAFAYETTE	L, 7-1
5/2	#6 LA-LAFAYETTE	L, 4-2
5/7	AUBURN	W, 4-3
5/7	AUBURN	W, 8-0 (5)
5/8	AUBURN	W, 8-0 (5)
5/8	AUBURN	W, 4-3
5/13	+ Alabama	W, 6-3
5/14	+ #24 Tennessee	L, 4-2
5/15	+ #14 South Carolina	W, 2-1
5/16	+ #7 LSU	L, 2-0 (9)

% Fiesta Bowl Tournament (Phoenix, Ariz.); ! MSU Bulldog Classic (Starkville); ^ Speedline Invitational (Tampa, Fla.); \$ Frost Cutlery Tournament (Chattanooga, Tenn.); + SEC Tournament (Columbus, Ga.).

2000

44-27 Overall • 17-13 SEC NCAA REGIONAL 1

Home: 19-11 • Away: 11-7 • Neutral: 14-9

2/11	! Texas A&M	W, 3-2
2/11	! #3 Fresno State	L, 4-2
2/12	! Cal State-Fullerton	L, 5-1
2/12	! Utah	L, 8-6 (9)
2/13	! Utah State	W, 5-4
2/18	# NORTHWESTERN STATE	W, 3-2
2/18	# WINTHROP	W, 9-3
2/19	# CHATTANOOGA	W, 7-5
2/19	# BELMONT	W, 8-0 (6)
2/20	# AUSTIN PEAY	W, 10-1 (5)
2/26	TENNESSEE TECH	W, 7-4
2/26	TENNESSEE TECH	W, 5-0
3/3	% #5 Oklahoma	L, 12-4 (6)
3/3	% #9 Stanford	W, 2-1 (9)
3/4	% Massachusetts	W, 7-0
3/4	% Florida State	W, 4-0
3/5	% #9 Stanford	L, 5-1
3/9	\$ #25 North Carolina	W, 6-0
3/9	\$ Penn State	W, 2-0
3/10	\$ Georgia Southern	W, 4-3
3/10	\$ at South Florida	L, 4-2
3/11	\$ Massachusetts	W, 4-1
3/11	\$ Boston University	W, 4-2
3/11	\$ #17 Illinois-Chicago	W, 4-2
3/12	\$ #18 South Carolina	L, 2-1 (8)
3/15	JACKSONVILLE STATE	W, 6-0
3/15	JACKSONVILLE STATE	W, 5-1
3/17	OLE MISS	W, 4-3
3/17	OLE MISS	W, 7-4
3/18	OLE MISS	W, 3-1
3/18	OLE MISS	L, 6-0
3/22	UAB	W, 4-1
3/24	at #17 South Carolina	L, 2-1 (9)
3/24	at #17 South Carolina	W, 6-2
3/25	at Georgia	W, 8-6
3/25	at Georgia	W, 3-2
3/31	at Arkansas	L, 2-1
3/31	at Arkansas	W, 1-0
4/1	at Arkansas	W, 4-3 (8)
4/1	at Arkansas	W, 4-0
4/5	#10 SOUTHERN MISS	L, 2-0
4/5	#10 SOUTHERN MISS	W, 2-1
4/7	#8 LSU	L, 8-0 (5)
4/7	#8 LSU	L, 8-4 (10)
4/8	#8 LSU	L, 9-4
4/8	#8 LSU	L, 7-1
4/11	at Louisiana-Monroe	L, 2-1
4/11	at Louisiana-Monroe	W, 3-2
4/14	TENNESSEE	W, 6-1
4/14	TENNESSEE	W, 3-1
4/15	KENTUCKY	W, 6-2
4/15	KENTUCKY	W, 7-3
4/19	GEORGIA TECH	W, 3-2
4/21	#10 ALABAMA	L, 5-2
4/21	#10 ALABAMA	L, 7-6 (9)
4/22	#10 ALABAMA	L, 9-0 (6)
4/22	#10 ALABAMA	L, 4-2
4/25	SAMFORD	L, 2-0
4/28	at Florida	L, 11-3 (5)
4/28	at Florida	W, 3-1
4/30	at Auburn	W, 3-2
4/30	at Auburn	W, 9-4
5/1	at Auburn	L, 5-2
5/1	at Auburn	W, 10-2 (6)



In its fourth year back on the field, the 2000 Mississippi State team won a school-record 44 games during a season that culminated in the program's inaugural NCAA Tournament appearance.

5/11	@ Arkansas	L, 2-1
5/12	@ Auburn	W, 9-3
5/13	@ #11 Alabama	L, 4-3
5/18	& Chattanooga	W, 6-1
5/19	& Utah	W, 11-3 (6)
5/20	& #1 Washington	L, 4-1
5/20	& Utah	L, 4-1

! Fiesta Bowl Tournament (Phoenix, Ariz.); % NFCA Leadoff Classic (Columbus, Ga.); # MSU Bulldog Classic (Starkville); \$ Speedline Invitational (Tampa, Fla.); @ SEC Tournament (Columbus, Ga.); & NCAA Regional I (Seattle, Wash.).

2001

36-26 Overall • 19-11 SEC

Home: 19-7 • Away: 12-9 • Neutral: 5-10

2/6	BELMONT	W, 9-0 (5)
2/6	BELMONT	W, 6-1
2/9	! #16 Oregon State	L, 3-0
2/9	! Texas A&M-CC	W, 8-0 (5)
2/10	! Southwest Texas State	W, 4-2
2/10	! #16 Oregon State	L, 1-0 (8)
2/11	! Southwest Texas State	L, 5-0
2/17	\$ Southern Illinois	L, 3-2
2/17	\$ Winthrop	W, 14-2 (5)
2/18	\$ Tennessee Tech	W, 1-0 (8)
2/18	DREXEL	W, 4-1
2/20	LOUISIANA-MONROE	W, 2-1 (9)
2/20	LOUISIANA-MONROE	W, 8-5
2/23	^ UNLV	L, 3-2
2/23	^ UNLV	L, 2-0
2/24	^ Penn State	L, 8-3
2/24	^ Penn State	L, 6-5
3/1	#18 MICHIGAN	L, 3-1
3/8	& Georgia Southern	W, 3-2 (9)
3/8	& Utah	L, 3-2
3/9	& Michigan State	W, 6-2
3/9	& Texas Tech	L, 1-0
3/10	& Temple	W, 3-0
3/10	& Florida Atlantic	L, 3-2
3/14	at Florida	L, 6-0
3/14	at Florida	L, 5-4
3/15	at Florida	W, 5-1
3/17	at #17 South Carolina	W, 7-1
3/17	at #17 South Carolina	W, 1-0
3/18	at #17 South Carolina	L, 2-0
3/23	GEORGIA	W, 4-2
3/24	GEORGIA	W, 6-5 (10)
3/24	GEORGIA	W, 8-7
3/27	at Ole Miss	W, 2-1
3/27	at Ole Miss	W, 7-5 (11)
3/28	at Ole Miss	W, 12-0 (5)
3/31	at Tennessee	W, 13-4
3/31	at Tennessee	W, 3-1
4/1	at Tennessee	W, 7-1
4/5	SOUTHERN MISS	L, 2-1
4/5	SOUTHERN MISS	W, 9-6
4/7	KENTUCKY	L, 8-1
4/7	KENTUCKY	W, 3-2
4/8	KENTUCKY	W, 7-3
4/11	#5 LSU	L, 8-0
4/11	#5 LSU	L, 5-0
4/12	#5 LSU	L, 2-1
4/14	AUBURN	W, 5-4
4/14	AUBURN	W, 7-2
4/15	AUBURN	W, 4-3
4/19	at Georgia Tech	W, 3-2
4/19	at Georgia Tech	W, 4-1 (10)
4/21	at #7 Alabama	L, 7-0
4/21	at #7 Alabama	L, 3-2
4/22	at #7 Alabama	L, 8-0 (6)
4/25	at Jacksonville State	W, 3-2
4/28	ARKANSAS	W, 2-1 (8)
4/28	ARKANSAS	W, 1-0
4/29	ARKANSAS	W, 3-0
5/10	@ Florida	W, 1-0
5/11	@ #3 LSU	L, 2-1
5/12	@ Arkansas	L, 7-2

! TAMU-CC Islander Classic (Corpus Christi, Texas); ^ UNLV Tri-Tournament (Las Vegas, Nev.); # MSU Bulldog Classic (Starkville); \$ Speedline Invitational (Tampa, Fla.); @ SEC Tournament (Chattanooga, Tenn.).

2002

36-31 Overall • 13-16 SEC NCAA REGIONAL 3

Home: 17-8 • Away: 7-12 • Neutral: 12-11

2/8	! #17 Texas State	W, 8-1
2/8	! Texas Tech	W, 12-4 (5)
2/9	! #1 Arizona	W, 7-1
2/9	! New Mexico State	W, 7-6 (8)
2/13	BELMONT	W, 11-0 (5)
2/15	% SOUTHERN ILLINOIS	L, 2-0
2/16	% COLORADO STATE	W, 10-2 (6)
2/16	% SOUTHERN ILLINOIS	W, 5-3
2/16	% SOUTHERN MISS	L, 7-2
2/22	^ #8 Arizona State	W, 2-1
2/22	^ #10 Michigan	W, 3-2
2/23	^ Connecticut	L, 6-3
2/24	^ #13 Fresno State	L, 4-0
2/27	OAKLAND UNIVERSITY	L, 3-1
2/27	OAKLAND UNIVERSITY	W, 5-0
3/1	& Texas	W, 10-1 (5)
3/3	& Kansas	L, 1-0 (14)
3/3	& #18 Florida State	L, 4-3
3/7	? #13 Florida Atlantic	W, 2-0
3/7	? Central Michigan	L, 6-0
3/8	? North Carolina	W, 8-3
3/9	? Nicholls State	W, 8-0 (5)
3/9	? Temple	W, 6-0
3/9	? Florida International	W, 3-2 (8)
3/9	? #3 Stanford	L, 7-0
3/16	#24 SOUTH CAROLINA	L, 4-0
3/17	#24 SOUTH CAROLINA	L, 5-2
3/17	#24 SOUTH CAROLINA	W, 11-10 (9)
3/19	at #4 LSU	W, 8-7 (11)
3/19	at #4 LSU	L, 4-0
3/20	at #21 Georgia	L, 3-1
3/23	at #21 Georgia	W, 2-1
3/24	at #21 Georgia	W, 4-3
3/28	TENNESSEE	L, 2-0
3/29	TENNESSEE	W, 8-1
4/3	at Southern Miss	W, 6-2
4/3	at Southern Miss	L, 3-0
4/6	at Kentucky	L, 10-3
4/7	at Kentucky	W, 3-2
4/10	OLE MISS	W, 1-0
4/11	OLE MISS	W, 8-1
4/11	OLE MISS	W, 1-0
4/13	at Auburn	W, 2-1
4/13	at Auburn	L, 6-4
4/14	at Auburn	L, 3-1
4/18	GEORGIA TECH	W, 7-4
4/18	GEORGIA TECH	W, 3-0
4/20	#15 ALABAMA	L, 10-4
4/20	#15 ALABAMA	L, 7-6
4/21	#15 ALABAMA	L, 8-2
4/24	JACKSONVILLE STATE	W, 10-1 (5)
4/27	at Arkansas	L, 1-0
4/27	at Arkansas	L, 7-6
4/28	at Arkansas	L, 7-0
5/4	FLORIDA	W, 4-1
5/4	FLORIDA	W, 6-2
5/5	FLORIDA	W, 8-2
5/9	@ South Carolina	L, 11-5
5/10	@ Arkansas	W, 5-1
5/11	@ #25 Georgia	L, 7-1
5/16	* #4 Arizona State	L, 4-1
5/16	* Northwestern State	W, 9-6
5/18	* at #19 La.-Lafayette	L, 10-3

! Arizona State Fiesta Bowl Tournament (Phoenix, Ariz.); % Bulldog Classic (Starkville); ^ NFCA Leadoff Classic (Columbus, Ga.); & Florida State Sunshine Classic (Tallahassee, Fla.); ? Speedline Invitational (Plant City, Fla.); @ SEC Tournament (Chattanooga, Tenn.); * NCAA Regional 3 (Lafayette, La.).



Mississippi State softball returned from a 10-year hiatus when the SEC started fastpitch softball in 1997. The Bulldogs finished that inaugural season with 30 victories.



In his inaugural season at the helm of the Bulldogs, head coach Jay Miller guided Mississippi State to 34 wins and the program's third NCAA Tournament appearance..

2003

34-30 Overall • 13-16 SEC **NCAA REGIONAL 5**
Home: 11-3 • Away: 10-14 • Neutral: 13-8

2/4	SOUTHERN MISS	W, 3-1
2/7	! Wisconsin	W, 9-2
2/7	! #4 Nebraska	L, 7-5
2/8	! #10 Cal State-Fullerton	L, 3-0
2/8	! #13 Arizona State	L, 5-4
2/9	! #24 Texas A&M	W, 5-2
2/9	! #2 Arizona	L, 9-2
2/12	at UAB	W, 2-0
2/14	MISS. VALLEY STATE	W, 14-0 (5)
2/16	^ Jacksonville State	L, 9-1 (6)
2/16	^ Samford	W, 15-4 (5)
2/21	# Nevada	W, 7-0
2/21	# Miami (OH)	W, 5-2
2/22	# Illinois-Chicago	W, 4-1
2/22	# IUPUI-Fort Wayne	W, 5-1
2/23	# Colorado State	W, 5-3
2/28	at #15 Florida State	W, 3-1
2/28	+ Syracuse	W, 4-1
3/2	+ Pittsburgh	W, 5-4 (8)
3/2	+ Syracuse	W, 3-2
3/8	at #13 South Carolina	W, 6-2
3/8	at #13 South Carolina	L, 11-3 (6)
3/9	at #13 South Carolina	L, 5-2
3/11	~ Monmouth	W, 9-1 (6)
3/11	at Coastal Carolina	W, 4-3
3/12	at Coastal Carolina	W, 10-2
3/12	at Coastal Carolina	L, 7-6
3/15	#10 GEORGIA	L, 8-2
3/15	#10 GEORGIA	W, 2-0
3/16	#10 GEORGIA	L, 9-0 (5)
3/19	B'HAM SOUTHERN	W, 8-0 (5)
3/19	B'HAM SOUTHERN	W, 4-0
3/22	at Tennessee	L, 8-0 (5)
3/22	at Tennessee	W, 11-7
3/23	at Tennessee	L, 16-2 (5)
3/26	#11 LSU	L, 4-3
3/26	#11 LSU	L, 15-13 (8)
3/27	#11 LSU	W, 6-2
3/29	KENTUCKY	W, 7-6
3/29	KENTUCKY	W, 7-0
3/30	KENTUCKY	W, 6-3
4/3	^ Southern Miss	L, 8-5
4/5	AUBURN	L, 7-3
4/5	AUBURN	W, 7-1
4/9	at Ole Miss	W, 14-0 (5)
4/10	at Ole Miss	L, 6-5
4/10	at Ole Miss	L, 10-8 (8)
4/12	at #17 Alabama	L, 7-3
4/12	at #17 Alabama	L, 8-5
4/13	at #17 Alabama	W, 7-3
4/14	at Georgia Tech	L, 9-1 (5)
4/14	at Georgia Tech	L, 5-3
4/18	ARKANSAS	L, 5-1
4/18	ARKANSAS	W, 3-2
4/19	ARKANSAS	L, 4-1
4/22	UAB	L, 3-0
4/26	at #21 Florida	W, 11-8
4/26	at #21 Florida	W, 7-3
4/27	at #21 Florida	L, 6-1
5/8	@ #7 Georgia	L, 3-0
5/9	@ #19 South Carolina	L, 2-1
5/15	& Florida International	W, 4-2
5/16	& #8 Washington	L, 8-0 (6)
5/16	& #11 Nebraska	L, 8-0 (6)

! Fiesta Bowl Tournament (Phoenix, Ariz.); ^ Rebel/Easton Invitational (Oxford, Miss.); # Troy Cox Classic (Las Cruces, N.M.); + Seminole Challenge (Tallahassee, Fla.); ~ Conway, S.C.; @ SEC Tournament (Plant City, Fla.); & NCAA Region 5 Tournament (Lincoln, Neb.).

2004

39-26 Overall • 14-15 SEC **NCAA REGIONAL 5**
Home: 23-6 • Away: 9-13 • Neutral: 7-7

2/6	! BRADLEY	W, 11-6
2/6	! LOUISIANA TECH	W, 6-1
2/7	! JACKSON STATE	W, 25-2 (5)
2/7	! BRADLEY	W, 7-1
2/8	! LOUISIANA TECH	W, 1-0
2/8	! JACKSON STATE	W, 18-3
2/13	^ UC-Santa Barbara	W, 6-3
2/13	^ at San Diego State	L, 5-3
2/14	^ #21 Oklahoma State	L, 3-2
2/14	^ UC-Santa Barbara	L, 5-2
2/15	^ at San Diego State	L, 2-1 (8)
2/20	# AUSTIN PEAY	W, 4-0
2/20	# ALABAMA A&M	W, 13-0 (5)
2/21	# MISS. VALLEY STATE	W, 12-0 (5)
2/21	# AUSTIN PEAY	W, 8-0 (5)
2/22	# ALABAMA A&M	W, 13-0 (5)
2/22	# MISS. VALLEY STATE	W, 7-0
2/27	+ at Houston	L, 3-1
2/27	+ Pittsburgh	L, 3-2
2/28	+ BYU	W, 2-1
2/28	+ Villanova	W, 3-1
2/29	+ Virginia	W, 5-0
3/3	at #3 LSU	L, 6-2
3/3	at #3 LSU	L, 6-0
3/4	at #3 LSU	L, 5-4
3/6	#14 SOUTH CAROLINA	L, 2-1
3/6	#14 SOUTH CAROLINA	W, 8-0 (5)
3/7	#14 SOUTH CAROLINA	L, 7-4
3/13	at #6 Georgia	W, 5-1
3/13	at #6 Georgia	L, 9-0 (6)
3/14	at #6 Georgia	L, 6-4
3/16	at Chattanooga	W, 9-0 (5)
3/16	at Chattanooga	W, 2-1
3/20	#14 TENNESSEE	L, 10-1
3/20	#14 TENNESSEE	L, 9-0 (6)
3/21	#14 TENNESSEE	L, 5-3 (8)
3/24	at Southern Miss	L, 6-0
3/27	at Kentucky	W, 8-2
3/27	at Kentucky	L, 4-3
3/28	at Kentucky	W, 6-2
4/2	at #22 Auburn	L, 3-2
4/2	at #22 Auburn	L, 7-3
4/3	at #22 Auburn	W, 3-2
4/6	~ Southern Miss	W, 6-3
4/9	#10 ALABAMA	L, 10-0 (6)
4/9	#10 ALABAMA	W, 8-6
4/10	#10 ALABAMA	W, 10-5
4/17	at Arkansas	W, 2-0
4/17	at Arkansas	W, 8-0 (6)
4/18	at Arkansas	L, 4-2
4/20	OLE MISS	W, 8-0 (5)
4/20	OLE MISS	W, 2-1
4/21	OLE MISS	W, 7-2
4/24	#17 FLORIDA	W, 7-4
4/24	#17 FLORIDA	W, 9-5
4/27	at UAB	W, 11-3 (6)
4/28	UAB	W, 7-0
5/8	#22 GEORGIA TECH	W, 10-2 (6)
5/8	#22 GEORGIA TECH	W, 1-0
5/13	@ #10 TENNESSEE	W, 8-2
5/14	@ #10 GEORGIA	L, 11-2 (5)
5/15	@ #12 AUBURN	L, 4-3
5/20	& Iowa	W, 2-1 (8)
5/21	& #2 Cal-Berkeley	L, 2-1
5/21	& Florida Atlantic	L, 1-0

! Bulldog Round-Robin (Starkville); ^ Aztec Invitational (San Diego, Calif.); # Bulldog Classic (Starkville); + Hyatt Regency Cougar Classic (Houston, Texas); ~ Ridgeland, Miss.; @ SEC Tournament (Tuscaloosa, Ala.); & NCAA Region 5 Tournament (Lincoln, Neb.).

2005

35-31 Overall • 12-18 SEC **NCAA REGIONAL 4**
Home: 19-10 • Away: 6-13 • Neutral: 10-8

2/4	\$ N.C. STATE	L, 2-1
2/4	\$ LOUISIANA TECH	W, 9-0 (5)
2/5	\$ MISS. VALLEY STATE	W, 15-0 (5)
2/5	\$ N.C. STATE	W, 5-1
2/6	\$ LOUISIANA TECH	W, 9-7
2/12	! McNeese State	W, 5-0
2/12	! at #5 La.-Lafayette	L, 7-2
2/18	+ TULSA	W, 5-0
2/18	+ TENNESSEE TECH	L, 5-3
2/19	+ TROY	W, 3-0
2/19	+ TULSA	W, 4-2
2/25	% #1 Cal-Berkeley	L, 9-4
2/25	% Cal State-Fullerton	W, 5-4 (8)
2/26	% #20 Pacific	L, 5-4
2/26	% Utah	W, 10-3
2/27	% #18 Oregon State	L, 6-5
3/2	SOUTHERN MISS	W, 9-0 (6)
3/4	# Florida A&M	W, 4-2
3/4	# St. Francis (PA)	W, 7-0
3/5	# Virginia Tech	L, 4-3
3/5	# Troy	W, 12-6
3/6	# Ohio State	L, 11-0 (5)
3/8	at UAB	W, 8-3
3/12	#13 Georgia	L, 8-0
3/12	#13 Georgia	L, 9-4
3/13	#13 Georgia	L, 7-1
3/17	at Middle Tennessee	W, 8-0 (5)
3/17	at Middle Tennessee	L, 6-5
3/19	at #6 Tennessee	L, 1-0
3/19	at #6 Tennessee	L, 8-4
3/20	at #6 Tennessee	L, 3-1
3/25	Kentucky	W, 3-2
3/25	Kentucky	W, 5-0
3/26	Kentucky	W, 3-2
3/30	#25 LSU	W, 13-11
3/30	#25 LSU	W, 4-1
3/31	#25 LSU	L, 15-9
4/2	#23 Auburn	L, 10-2 (5)
4/2	#23 Auburn	W, 4-3
4/3	#23 Auburn	L, 6-4
4/7	at Southern Miss	W, 5-2
4/9	at #10 Alabama	L, 8-0 (5)
4/9	at #10 Alabama	L, 4-1
4/10	at #10 Alabama	L, 9-1 (5)
4/12	UAB	W, 11-1 (5)
4/13	Ole Miss	L, 2-0
4/16	Arkansas	W, 5-4
4/16	Arkansas	W, 1-0
4/17	Arkansas	W, 2-1
4/19	at Ole Miss	W, 4-0
4/23	at #16 Florida	L, 4-0
4/23	at #16 Florida	L, 12-4 (5)
4/24	at #16 Florida	W, 3-0
4/26	~ Ole Miss	L, 4-0
5/7	at South Carolina	L, 3-2
5/7	at South Carolina	L, 7-5
5/8	at South Carolina	W, 3-2 (8)
5/12	^ #9 Alabama	L, 5-0
5/13	^ South Carolina	W, 4-1
5/14	^ #11 Tennessee	L, 3-0
5/20	? Texas A&M-CC	W, 1-0
5/21	? at #5 Texas	L, 2-0
5/22	? Texas A&M-CC	W, 2-1
5/22	? at #5 Texas	L, 2-0

\$ Bulldog Round-Robin (Starkville); ! Ragin' Cajuns Invitational (Lafayette, La.); + Bulldog Classic (Starkville); % Palm Springs Classic (Palm Springs, Calif.); # Buzz Classic (Marietta, Ga.); ~ Madison, Miss.; ^ SEC Tournament (Gainesville, Fla.); ? NCAA Region 4 Tournament (Austin, Texas).

2006

33-28 Overall • 7-22 SEC
Home: 16-11 • Away: 9-13 • Neutral: 8-4

2/10	\$ Western Kentucky	W, 3-1
2/10	\$ Jacksonville	W, 8-0 (5)
2/11	\$ at South Florida	W, 2-0
2/11	\$ Jacksonville	W, 8-0 (5)
2/12	\$ South Florida	W, 4-2
2/17	! EAST TENNESSEE ST.W.	W, 9-1 (6)
2/17	! SOUTHERN ILLINOIS	W, 2-0
2/19	! EAST TENNESSEE STATE	W, 6-0
2/19	! TENNESSEE STATE	W, 7-1
2/24	+ NORTHWESTERN STATE	W, 5-2
2/24	+ SE MISSOURI STATE	W, 5-2
2/26	+ SE MISSOURI STATE	W, 3-0
2/26	+ ALCORN STATE	W, 9-0 (5)
3/1	SAMFORD	W, 9-1 (6)
3/1	SAMFORD	W, 3-1
3/3	% #13 Washington	W, 3-0
3/3	% #18 Baylor	L, 0-1
3/4	% Bowling Green	W, 3-2 (8)
3/4	% #13 Washington	L, 1-8
3/5	% Bowling Green	W, 6-1
3/5	% at #18 Baylor	L, 1-3
3/7	SOUTHERN MISS	L, 0-2
3/10	@ Syracuse	W, 2-1
3/10	@ #4 UCLA	L, 0-2
3/11	@ Mercer	W, 4-3
3/11	@ at Long Beach State	W, 3-2
3/12	@ #4 UCLA	L, 0-3
3/18	at Arkansas	W, 5-0
3/18	at Arkansas	W, 2-2
3/19	at Arkansas	L, 5-4
3/21	MISSISSIPPI VALLEY ST.	W, 5-0
3/21	MISSISSIPPI VALLEY ST.	W, 6-3
3/25	SOUTH CAROLINA	W, 4-3 (10)
3/25	SOUTH CAROLINA	W, 2-1
3/26	SOUTH CAROLINA	L, 2-6
3/28	MIDDLE TENN. ST.	W, 9-3
3/28	MIDDLE TENN. ST.	W, 13-1 (5)
3/30	at Southern Miss	W, 8-0 (5)
4/1	FLORIDA	L, 1-7
4/1	FLORIDA	L, 0-2
4/2	FLORIDA	L, 1-2
4/5	~ Ole Miss	L, 1-2
4/8	at #10 Georgia	L, 0-3
4/8	at #10 Georgia	L, 0-8 (6)
4/9	at #10 Georgia	L, 2-8
4/11	at Ole Miss	L, 5-6
4/14	at #20 Auburn	L, 1-4
4/14	at #20 Auburn	L, 5-6
4/15	at #20 Auburn	L, 3-5
4/19	at #11 LSU	L, 0-5
4/19	at #11 LSU	L, 0-4
4/20	at #11 LSU	L, 1-7
4/22	#4 TENNESSEE	L, 1-2
4/22	#4 TENNESSEE	L, 1-3
4/23	#4 TENNESSEE	L, 0-10 (5)
4/26	OLE MISS	L, 0-1
4/29	#4 ALABAMA	L, 4-5 (8)
4/29	#4 ALABAMA	L, 3-6
5/6	at Kentucky	W, 6-4
5/6	at Kentucky	W, 2-0
5/7	at Kentucky	W, 3-2 (8)

\$ USF Best Western Invitational (Tampa, Fla.); ! Bulldog Classic (Starkville); + Bulldog Round-Robin (Starkville); % Compass Bank Invitational (Waco, Texas); @ Long Beach Invitational (Lakewood, Calif.); ~ Madison, Miss.



Mississippi State was all smiles in 2007 as the team won 35 games in a campaign that was capped at the NCAA Tempe (Ariz.) Regional, the first of three-straight postseason showings.



ALL-TIME RESULTS

2007

35-27 Overall • 14-14 SEC
NCAA TUCSON REGIONAL
Home: 18-6 • Away: 7-13 • Neutral: 10-8

2/9	\$	IOWA STATE	W, 9-3
2/9	\$	PURDUE	W, 6-5
2/10	\$	KENNESAW STATE	W, 6-0
2/10	\$	IOWA STATE	L, 3-8
2/10	\$	PURDUE	W, 8-1
2/15	!	vs. BYU	W, 1-0
2/16	!	vs. #10 Cal	W, 9-0 (6)
2/16	!	vs. Cal-Davis	L, 1-2
2/17	!	vs. Hawaii	L, 2-3
2/17	!	vs. Utah State	W, 6-3
2/21		MISS. VALLEY ST.	W, 10-2 (5)
2/23	+	vs. #20 Florida State	L, 2-4
2/23	+	vs. Seton Hall	W, 23-0 (5)
2/24	+	vs. Tennessee Tech	W, 10-1 (6)
2/24	+	vs. #21 Nebraska	L, 6-7 (9)
2/25	+	vs. North Carolina	L, 4-8
3/2	%	vs. Tennessee Tech	L, 4-9
3/2	%	vs. Toledo	W, 3-2
3/3	%	vs. UT-Martin	W, 6-5 (9)
3/3	%	at UT-Chattanooga	L, 3-11 (5)
3/4	%	vs. Austin Peay	W, 2-0
3/6		INDIANA STATE	W, 2-1
3/7		SAMFORD	W, 7-0
3/10		at #3 Alabama	L, 2-10 (5)
3/10		at #3 Alabama	L, 3-5
3/11		at #3 Alabama	L, 0-8 (6)
3/13		at Kentucky	W, 7-0
3/13		at Kentucky	W, 9-7
3/17		at #1 Tennessee	L, 0-3
3/17		at #1 Tennessee	L, 1-2 (8)
3/18		at #1 Tennessee	L, 1-5
3/20		at UAB	W, 5-0
3/24		AUBURN	W, 3-1
3/24		AUBURN	W, 4-1
3/25		AUBURN	L, 1-2
3/27	@	vs. Mississippi	W, 5-2
3/31		SOUTH CAROLINA	W, 2-1
3/31		SOUTH CAROLINA	W, 4-3
4/1		SOUTH CAROLINA	W, 8-7 (8)
4/4		at Samford	L, 0-3
4/6		MISSISSIPPI	L, 2-3
4/7		MISSISSIPPI	W, 7-4
4/7		MISSISSIPPI	W, 8-0
4/12		SOUTHERN MISS	W, 9-2
4/14		#6 LSU	L, 1-4 (9)
4/14		#6 LSU	L, 3-4 (9)
4/17		UAB	W, 4-1
4/18		at Miss. Valley St.	L, 3-5
4/21		at Georgia	L, 2-5
4/21		at Georgia	W, 13-9 (8)
4/22		at Georgia	W, 12-5
4/24		at Southern Miss	W, 10-6
4/27		at #20 Florida	W, 4-3
4/27		at #20 Florida	L, 1-2
4/28		at #20 Florida	L, 2-3 (9)
5/4		ARKANSAS	W, 3-1
5/4		ARKANSAS	L, 8-11
5/5		ARKANSAS	W, 8-0 (5)
5/10	~	vs. #25 Florida	L, 0-3
5/18	^	at Pacific	W, 7-1
5/19	^	#4 Arizona	L, 0-8
5/19	^	at Pacific	L, 10-12

\$ Bulldog Round-Robin (Starkville, Miss.); ! UNLV Desert Classic (Las Vegas, Nev.); + NFCA Leadoff Classic (Columbus, Ga.); % UTC Frost Classic (Chattanooga, Tenn.); @ M&F Bank Classic (Ridgeland, Miss.); ~ SEC Tournament (Auburn, Ala.); ^ NCAA Tucson Regional (Tucson, Ariz.).

2008

41-22 Overall • 13-14 SEC
NCAA TEMPE REGIONAL
Home: 20-8 • Away: 10-6 • Neutral: 11-8

2/8	\$	#20 Oregon	W, 3-0
2/8	\$	Cal St. Northridge	W, 4-2
2/9	\$	UC Riverside	W, 8-0 (5)
2/9	\$	San Diego St.	W, 8-0 (6)
2/10	\$	California	W, 4-1 (9)
2/13		MISS. VALLEY ST.	W, 10-0 (5)
2/15	!	WRIGHT STATE	W, 4-0
2/15	!	SOUTHERN ILLINOIS	W, 7-3
2/16	!	FORDHAM	W, 6-5 (8)
2/16	!	WRIGHT STATE	W, 5-2
2/17		SOUTHERN ILLINOIS	W, 4-3
2/23	+	Western Kentucky	L, 1-2
2/23	+	Austin Peay	W, 12-4 (6)
2/24	+	Western Kentucky	L, 2-4
2/24	+	at Mercer	W, 5-3
2/29	%	N.C. State	W, 4-0
2/29	%	#11 Michigan	L, 0-2
3/1	%	Syracuse	W, 8-2
3/1	%	UC Santa Barbara	L, 2-5 (8)
3/2	%	Massachusetts	W, 3-2
3/4		UAB	W, 7-0
3/7	&	CHARLESTON SOUTHERN	W, 19-2 (5)
3/8	&	AUSTIN PEAY	W, 3-1
3/8	&	CHARLESTON SOUTHERN	W, 5-1
3/9	&	LOUISIANA TECH	W, 5-2
3/11		at Auburn	W, 8-3
3/11		at Auburn	L, 4-5 (9)
3/12		at Auburn	L, 0-8 (5)
3/15		#2 ALABAMA	L, 0-2
3/15		#2 ALABAMA	L, 2-4
3/16		#2 ALABAMA	L, 0-3
3/18		at Southern Miss	W, 9-0 (5)
3/21		at Mississippi	W, 5-3
3/21		at Mississippi	W, 3-2
3/22		at Mississippi	W, 8-3
3/26		at #8 LSU	L, 2-5
3/26		at #8 LSU	L, 1-2
3/29	#	MISS. VALLEY ST.	W, 10-1 (5)
3/29	#	GEORGETOWN	W, 8-0 (5)
3/30	#	GEORGETOWN	W, 7-2
3/30	#	MISS. VALLEY ST.	W, 12-0 (5)
4/3		KENTUCKY	W, 1-0
4/3		KENTUCKY	W, 8-0 (5)
4/5		#3 FLORIDA	L, 0-5
4/5		#3 FLORIDA	L, 2-7
4/6		#3 FLORIDA	L, 0-5
4/8	@	Mississippi	L, 1-2
4/12		at South Carolina	W, 1-0
4/12		at South Carolina	W, 3-1
4/13		at South Carolina	W, 9-1 (6)
4/17	*	U.S. Olympic Team	L, 13-0 (6)
4/19		#21 GEORGIA	W, 10-0 (5)
4/19		#21 GEORGIA	L, 2-6
4/20		#21 GEORGIA	W, 7-4
4/23		SOUTHERN MISS.	W, 5-2
4/26		#10 TENNESSEE	W, 2-1
4/26		#10 TENNESSEE	L, 6-8
5/3		at Arkansas	L, 1-3
5/3		at Arkansas	W, 9-1 (5)
5/4		at Arkansas	L, 6-7
5/8	~	Alabama	L, 0-1
5/16	^	#23 Hawaii	L, 7-9
5/17	^	Stony Brook	W, 8-3
5/17	^	#23 Hawaii	L, 4-7

\$ Cathedral City Kickoff (Cathedral City, Calif.); ! Bulldog Round-Robin (Starkville, Miss.); + Mercer Wingate Inn Classic (Macon, Ga.); % NFCA Leadoff Classic (Columbus, Ga.); & Bulldog Classic (Starkville, Miss.); # Bully Bash (Starkville, Miss.); @ M&F Bank Classic (Ridgeland, Miss.); * Bound 4 Beijing Tour Exhibition Game (Ridgeland, Miss.); ~ SEC Tournament (Auburn, Ala.); ^ NCAA Tempe Regional (Tempe, Ariz.).



The 2009 Bulldogs were selected to play in the NCAA Tallahassee (Fla.) Regional, the team's third-straight postseason appearance and the eighth in school history.

2009

28-28 Overall • 13-14 SEC
NCAA TALLAHASSEE REGIONAL
Home: 17-10 • Away: 7-12 • Neutral: 4-6

2/6	%	KENNESAW STATE	L, 4-0
2/7	%	LA-MONROE	W, 5-3
2/7	%	IONA	W, 10-0 (5)
2/8	%	LA-MONROE	W, 12-5
2/11		SOUTHERN MISSISSIPPI	L, 7-3
2/13	^	#23 Purdue	W, 4-3
2/14	^	Miami (Ohio)	W, 3-0
2/15	^	at Florida State	W, 5-4
2/20	#	RUTGERS	W, 6-0
2/21	#	EVANSVILLE	W, 7-0
2/21	#	SIU-EDWARDSVILLE	W, 3-0
2/22	#	SIU-EDWARDSVILLE	W, 2-0
2/25		at Miss. Valley State	W, 10-4
2/27	\$	#20 Ohio State	L, 7-0
3/5	!	Florida Gulf Coast	L, 8-3
3/5	!	Santa Clara	W, 11-3
3/6	!	Oregon State	L, 2-0
3/6	!	at Hawaii	W, 14-11
3/7	!	Mount St. Mary's	W, 6-1
3/8	!	Radford	L, 3-1
3/14		at #2 Alabama	L, 4-0
3/14		at #2 Alabama	L, 7-1
3/15		at #2 Alabama	L, 3-2
3/17		ARKANSAS	L, 8-3 (8)
3/17		ARKANSAS	L, 5-1
3/18		ARKANSAS	L, 3-2
3/21		#20 LSU	L, 5-4
3/21		#20 LSU	L, 4-1
3/22		#20 LSU	L, 7-5
3/24		at UAB	W, 9-7
3/28		at #9 Tennessee	W, 5-4
3/28		at #9 Tennessee	L, 8-0 (5)
3/29		at #9 Tennessee	W, 10-6
4/1	+	Mississippi	L, 8-3
4/4		at #1 Florida	L, 11-2 (5)
4/4		at #1 Florida	L, 6-2
4/5		at #1 Florida	L, 3-0
4/8		SOUTH ALABAMA	W, 5-2
4/9		JACKSON STATE	W, 9-0 (5)
4/9		JACKSON STATE	W, 3-0
4/15		at #6 Georgia	L, 10-0 (5)
4/15		at #6 Georgia	W, 3-1 (10)
4/18		SOUTH CAROLINA	W, 4-2
4/18		SOUTH CAROLINA	L, 2-0
4/19		SOUTH CAROLINA	W, 10-2 (6)
4/22		AUBURN	W, 2-1 (10)
4/22		AUBURN	L, 8-3
4/24		at Kentucky	L, 10-3
4/24		at Kentucky	L, 4-1
4/25		at Kentucky	L, 8-7
5/2		MISSISSIPPI	W, 6-2
5/2		MISSISSIPPI	W, 8-0 (5)
5/8		MISS. VALLEY STATE	W, 10-2 (5)
5/8		MISS. VALLEY STATE	W, 4-1
5/15	~	#14 California	L, 8-3
5/16	~	#16 Florida State	L, 5-0

2010

26-29 Overall • 7-20 SEC
NCAA TALLAHASSEE REGIONAL
Home: 11-12 • Away: 7-12 • Neutral: 8-5

2/13	!	UAB	W, 4-0
2/13	!	STEPHEN F. AUSTIN	W, 8-0 (5)
2/14	!	STEPHEN F. AUSTIN	W, 5-0
2/14	!	UAB	W, 6-2
2/19	\$	Louisiana-Monroe	W, 4-0
2/19	\$	#21 Texas A&M	L, 9-0 (5)
2/20	\$	Oregon State	W, 13-3
2/20	\$	#21 Texas A&M	L, 13-4 (5)
2/21	\$	Oregon State	W, 6-5 (8)
2/26	^	#20 UMass	L, 7-6 (9)
2/26	^	Hofstra	L, 2-1
2/27	^	N.C. State	L, 4-3
2/27	^	Maryland	W, 5-4
2/28	^	Illinois State	W, 9-3
3/3	#7	MICHIGAN	L, 3-0
3/5	%	TROY	W, 8-0 (5)
3/6	%	MISS. VALLEY STATE	W, 11-1 (5)
3/6	%	WRIGHT STATE	W, 7-2
3/7	%	TROY	W, 4-3
3/9		#19 TENNESSEE	L, 8-4
3/9		#19 TENNESSEE	W, 5-4
3/10		#19 TENNESSEE	L, 10-4
3/12	+	Colorado State	L, 6-5 (8)
3/13	+	Georgetown	W, 7-6
3/13	+	East Tenn. State	W, 9-0 (5)
3/14	+	Cal State Northridge	L, 13-6
3/14	+	Fresno State	L, 11-3 (5)
3/17		at Southern Miss	W, 14-4
3/20		at Ole Miss	L, 6-4
3/20		at Ole Miss	W, 9-2
3/21		at Ole Miss	W, 11-5
3/24		at Miss. Valley State	W, 9-6
3/27		at Arkansas	L, 7-2
3/27		at Arkansas	L, 11-6
3/28		at Arkansas	L, 18-13
3/31		SOUTHERN	W, 4-1
4/2		KENTUCKY	L, 5-4
4/2		KENTUCKY	L, 2-0
4/3		KENTUCKY	W, 1-0
4/7	#	at Miss. Valley State	W, 9-1 (5)
4/10		at #14 LSU	L, 2-1
4/10		at #14 LSU	L, 8-3
4/11		at #14 LSU	L, 1-1
4/13		GEORGIA	L, 3-0
4/13		GEORGIA	L, 7-6
4/17		at South Carolina	W, 2-1
4/17		at South Carolina	L, 8-4
4/18		at South Carolina	W, 3-1
4/21		at Auburn	W, 3-2
4/21		at Auburn	W, 2-1
5/1		#6 FLORIDA	L, 8-0 (5)
5/1		#6 FLORIDA	L, 9-1 (5)
5/8		#3 ALABAMA	L, 10-1 (6)
5/8		#3 ALABAMA	L, 8-2
5/9		#3 ALABAMA	L, 6-1

! Bulldog Round-Robin (Starkville, Miss.); \$ Aggie Classic (College Station, TX); ^ NFCA Leadoff Classic (Columbus, Ga.); % Bulldog Classic (Starkville, Miss.); + Bayer Cropscience Classic (Fresno, Calif.); # M&F Bank Fastpitch Classic (Ridgeland, Miss.).

% Bulldog Round-Robin (Starkville, Miss.); ^ Sunshine Classic (Tallahassee, Fla.); # Bulldog Classic (Starkville, Miss.); \$ NFCA Leadoff Classic (Columbus, Ga.); ! Pepsi Malahini Kipa Aloha Tournament (Honolulu, Hawaii); + M&F Bank Fastpitch Classic (Madison, Miss.); ~ NCAA Tallahassee Regional (Tallahassee, Fla.).



Jay Miller's 2008 MSU edition opened the season with 11-straight victories en route to claiming a school second-most 41 wins and an NCAA Regional berth in Tempe, Ariz.

NCAA TOURNAMENT TEAMS



2000



NCAA REGIONAL I • SEATTLE, WASHINGTON

2002



NCAA REGIONAL 3 • LAFAYETTE, LOUISIANA

2003



NCAA REGIONAL 5 • LINCOLN, NEBRASKA

2004




NCAA REGIONAL 5 • LINCOLN, NEBRASKA

2005



NCAA REGIONAL 4 • AUSTIN, TEXAS

2007




NCAA TUCSON REGIONAL • TUCSON, ARIZONA

2008



NCAA TEMPE REGIONAL • TEMPE, ARIZONA

2009



NCAA TALLAHASSEE REGIONAL • TALLAHASSEE, FLORIDA



ALL-TIME SEC STANDINGS

ALL-TIME SEC TOURNAMENT RESULTS

1997

COLUMBUS, GA. (SOUTH COMMONS STADIUM)

DAY 1: [5] Florida 6, Alabama 2; [6] Auburn 2, [3] Tennessee 0; [1] South Carolina 6, Florida 1; Auburn 4 [2] LSU 2. **DAY 2:** Florida 2, Tennessee 1; LSU 4, Alabama 2; South Carolina 9, Auburn 0; Florida 4, LSU 3; Florida 7, Auburn 5. **DAY 3:** Finals - South Carolina 6, Florida 0.

1998

COLUMBUS, GA. (SOUTH COMMONS STADIUM)

DAY 1: [3] Alabama 2, [6] Tennessee 1; [2] LSU 2, [7] Arkansas 1; [5] South Carolina 2, [4] Mississippi State 0; [1] Florida 3, [8] Georgia 1; Tennessee 2, Arkansas 1; Mississippi State 3, Georgia 2. **DAY 2:** Alabama 5, LSU 3 (10); Florida 1, South Carolina 0; LSU 8, Tennessee 1; Mississippi State 3, South Carolina 0; LSU 8, Alabama 4; Mississippi State 1, Florida 0. **DAY 3:** Alabama 8, LSU 1; Mississippi State 1, Florida 0. Finals - Alabama 5, Mississippi State 4 (9).

1999

COLUMBUS, GA. (SOUTH COMMONS STADIUM)

DAY 1: [6] Mississippi State 6, [3] Alabama 3; [2] Tennessee 11, [7] Florida 3; [5] Arkansas 4, [4] South Carolina 1; [1] LSU 8, [8] Georgia 0. **DAY 2:** Alabama 4, Florida 1; South Carolina 4, Georgia 0; Tennessee 4, Mississippi State 2; LSU 10, Arkansas 0. **DAY 3:** Arkansas 3, Alabama 2; Mississippi State 2, South Carolina 1; Arkansas 3, Tennessee 2; LSU 2, Mississippi State 0. **DAY 4:** Arkansas 3, Tennessee 1; Finals - LSU 4, Arkansas 3.

2000

COLUMBUS, GA. (SOUTH COMMONS STADIUM)

DAY 1: [3] Alabama 1, [6] Florida 0; [7] South Carolina 2, [2] Kentucky 1; [4] Arkansas 2, [5] Mississippi State 1; [1] LSU 8, [8] Auburn 0. **DAY 2:** Florida 2, Kentucky 0; Mississippi State 9, Auburn 3; South Carolina 4, Alabama 1; LSU 2, Arkansas 0. **DAY 3:** Arkansas 2, Florida 1; Alabama 4, Mississippi State 3; Arkansas 3, South Carolina 1; LSU 5, Alabama 2. **DAY 4:** South Carolina 2, Arkansas 1; Finals - LSU 1, South Carolina 0

2001

CHATTANOOGA, TENN. (JIM FROST STADIUM)

DAY 1: [3] Alabama 2, [6] Arkansas 0; [2] South Carolina 5, [7] Kentucky 1; [4] Mississippi State 1, [5] Florida 0; [1] LSU 6, [8] Auburn 0. **DAY 2:** Arkansas 1, Kentucky 0; Auburn 4, Florida 1; South Carolina 2, Alabama 0; LSU 2, Mississippi State 1. **DAY 3:** Arkansas 7, Mississippi State 2; Auburn 5, Alabama 3; South Carolina 1, Arkansas 0; LSU 4, Auburn 1. **DAY 4:** Finals - LSU 1, South Carolina 0.

2002

CHATTANOOGA, TENN. (JIM FROST STADIUM)

DAY 1: [3] Alabama 2, [6] Arkansas 1; [2] South Carolina 11, [7] Mississippi State 5; [4] Georgia 4, [5] Auburn 3; [1] LSU 5, [8] Florida 0. **DAY 2:** Mississippi State 5, Arkansas 1; Auburn 7, Florida 1; South Carolina 6, Alabama 4; LSU 2, Georgia 1. **DAY 3:** Georgia 7, Mississippi State 1; Alabama 5, Auburn 4; Georgia 6, South Carolina 5; LSU 6, Alabama 2. **DAY 4:** Georgia 4, South Carolina 3. Finals - LSU 1, Georgia 0.

2003

PLANT CITY, FLA. (PLANT CITY STADIUM)

DAY 1: [3] LSU 1, [6] Tennessee 0 (9); [2] Alabama 4, [7] Auburn 0; [5] Florida 6, [4] South Carolina 2; [1] 3, [8] Mississippi State 0. **DAY 2:** Tennessee 4, Auburn 3 (9); South Carolina 2, Mississippi State 1; Alabama 2, LSU 1; Florida 1, Georgia 0. **DAY 3:** Tennessee 5, Georgia 3 (8); LSU

5, South Carolina 1; Alabama 3, Tennessee 2 (8); LSU 1, Florida 0. **DAY 4:** LSU 3, Florida 1; Finals - Alabama 3, LSU 1.

2004

TUSCALOOSA, ALA. (ALABAMA SOFTBALL COMPLEX)

DAY 1: [7] Mississippi State 8, [2] Tennessee 2; [3] Georgia 7, [6] Florida 1; [1] LSU 2, [8] South Carolina 0; [5] Alabama 7, [4] Auburn 1. **DAY 2:** Tennessee 7, Florida 5; Auburn 2, South Carolina 0; Georgia 11, Mississippi State 2 (5), LSU 2, Alabama 1. **DAY 3:** Tennessee 1, Alabama 0; Auburn 4, Mississippi State 3; Georgia 4, Tennessee 0 (10); Auburn 2, LSU 1. **DAY 4:** LSU 1, Auburn 0; Finals - LSU 4, Georgia 1.

2005

GAINESVILLE, FLA. (FLORIDA SOFTBALL FIELD)

DAY 1: [3] Auburn 8, South Carolina 0 (5); [2] Alabama 5, Mississippi State 0; [4] Tennessee 4, [5] Florida 0; [1] Georgia 2, [8] LSU 1. **DAY 2:** Mississippi State 4, South Carolina 1; LSU 9, Florida 0; Alabama 9, Auburn 5; Georgia 5, Tennessee 3. **DAY 3:** Tennessee 3, Mississippi State 0; Auburn 4, LSU 3; Tennessee 3, Alabama 1; Georgia 7, Auburn 3. **DAY 4:** Alabama 3, Tennessee 0; Finals - Alabama 2, Georgia 0.

2006

ATHENS, GA. (GEORGIA SOFTBALL STADIUM)

DAY 1: [4] Tennessee 6, [5] Florida 0; [1] Alabama 6, [8] Ole Miss 0; [2] Georgia 2, [7] Arkansas 0; [3] LSU 4, [6] Auburn 1. **DAY 2:** Tennessee 2, Alabama 1; LSU 5, Georgia 2. **DAY 3:** Finals - Tennessee 3, LSU 0.

2007

AUBURN, ALA. (JAMES B. MOORE FIELD)

DAY 1: [3] Alabama 3, [6] Georgia 2 (9 inn.); [2] LSU 2, [7] South Carolina 1 (10 inn.); [4] Florida 3, [5] Mississippi State 0; [1] Tennessee 6, [8] Ole Miss 0. **DAY 2:** [2] LSU 4, [3] Alabama 1; [4] Florida 1, [1] Tennessee 0. **DAY 3:** [2] LSU 1, [4] Florida 0 (9 inn.)

2008

BATON ROUGE, LA. (TIGER PARK)

DAY 1: [4] Tennessee 5, [5] Georgia 2; [1] Florida 1, [8] Ole Miss 0; [2] Alabama 1, [7] Mississippi State 0; [3] LSU 4, [6] Auburn 0. **DAY 2:** [1] Florida 6, [4] Tennessee 1; [2] Alabama 7, [3] LSU 4. **DAY 3:** [1] Florida 4, [2] Alabama 1.

2009

KNOXVILLE, TN (SHERRI PARKER LEE SOFTBALL STADIUM)

DAY 1: [6] Kentucky 2, [3] Georgia 0; [2] Alabama 8, [7] Arkansas 0 (5); [1] Florida 3, [8] Auburn 0; [5] Tennessee 6, [4] LSU 5. **DAY 2:** [2] Alabama 2, [6] Kentucky 1 (8); [1] Florida 11, [5] Tennessee 3 (5). **DAY 3:** [1] Florida 8, [2] Alabama 5.

2010

FAYETTEVILLE, ARK (BOGLE PARK)

DAY 1: [3] LSU 2, [6] Kentucky 1; [2] Florida 9, [7] Auburn 1 (5); [5] Tennessee 6, [4] Georgia 4; [1] Alabama 4, [5] Arkansas 0 (5). **DAY 2:** [3] LSU 9, [2] Florida 1; [1] Alabama 4, [5] Tennessee 3. **DAY 3:** [1] Alabama 5, [3] LSU 4

ALL-TIME SEC STANDINGS

1997

EASTERN DIVISION

Team	SEC	Overall
South Carolina*^	25-1	63-5
Tennessee	20-7	45-22
Florida	16-8	42-25
Georgia	7-21	25-33
Kentucky	2-23	11-44

WESTERN DIVISION

Team	SEC	Overall
LSU^	18-6	44-14
Alabama	16-14	29-29
Auburn	15-15	34-35
Arkansas	12-16	16-42
Mississippi State	11-17	29-27
Mississippi	7-21	22-41

1998

EASTERN DIVISION

Team	SEC	Overall
Florida*^	23-5	47-22
South Carolina	15-11	36-21
Tennessee	13-15	37-31
Georgia	11-17	34-26
Kentucky	6-22	19-43

WESTERN DIVISION

Team	SEC	Overall
LSU^	23-6	47-22
Alabama!	19-7	49-18
Mississippi State	15-11	36-21
Arkansas	13-17	21-38
Mississippi	9-21	26-40
Auburn	6-21	16-40

1999

EASTERN DIVISION

Team	SEC	Overall
Tennessee^	17-11	44-27
South Carolina^	17-11	49-21
Florida	13-15	34-29
Georgia	11-17	28-31
Kentucky	6-22	23-44

WESTERN DIVISION

Team	SEC	Overall
LSU*^	27-3	56-10
Alabama	19-11	39-26
Arkansas	17-13	46-29
Mississippi State	15-15	38-29
Auburn	11-19	27-32-1
Mississippi	7-23	25-36

ALL-TIME SEC STANDINGS



2000

EASTERN DIVISION

Team	SEC	Overall
Kentucky^	15-13	36-29
Florida	13-14	46-30
South Carolina!	11-16	41-28
Georgia	9-19	28-33
Tennessee	5-22	29-34

WESTERN DIVISION

Team	SEC	Overall
LSU^A	26-4	59-13
Alabama	25-5	66-14
Arkansas	19-11	44-31
Mississippi State	17-13	44-27
Auburn	10-19	34-31
Mississippi	8-22	21-42

2001

EASTERN DIVISION

Team	SEC	Overall
South Carolina^	18-8	40-20-1
Florida	14-15	37-28
Kentucky	10-18	27-34
Georgia	9-18	33-26
Tennessee	9-20	24-35

WESTERN DIVISION

Team	SEC	Overall
LSU^A!	26-4	59-11
Alabama	24-6	50-11
Mississippi State	19-11	36-26
Arkansas	14-16	36-30
Auburn	10-20	31-32
Mississippi	5-22	18-40

2002

EASTERN DIVISION

Team	SEC	Overall
South Carolina^	20-10	46-20
Georgia	18-12	59-17
Florida	12-18	32-35
Tennessee	8-17	35-25-1
Kentucky	6-21	24-32

WESTERN DIVISION

Team	SEC	Overall
LSU^A!	25-4	56-11
Alabama	22-8	46-21
Auburn	15-15	38-27
Arkansas	14-16	39-28-1
Mississippi State	13-16	36-31
Mississippi	7-23	25-29

2003

EASTERN DIVISION

Team	SEC	Overall
Georgia^A	23-6	57-14
South Carolina	18-10	41-20
Florida	19-11	41-25
Tennessee	14-15	46-25
Kentucky	3-26	16-40

WESTERN DIVISION

Team	SEC	Overall
Alabama^!	22-8	49-21
LSU	20-9	50-18
Auburn	13-16	26-31
Mississippi State	13-16	34-30
Arkansas	8-22	24-36
Mississippi	8-22	19-34

2004

EASTERN DIVISION

Team	SEC	Overall
Tennessee^	20-8	55-16
Georgia	20-10	55-17
Florida	16-13	41-20
South Carolina	12-18	28-24
Kentucky	6-24	25-31-1

WESTERN DIVISION

Team	SEC	Overall
LSU^A!	22-6	57-12
Auburn	19-10	42-18
Alabama	18-12	45-20
Mississippi State	14-15	39-26
Ole Miss	8-21	15-37
Arkansas	6-24	18-40

2005

EASTERN DIVISION

Team	SEC	Overall
Georgia^A	26-4	55-15
Tennessee	20-8	67-15
Florida	18-12	41-23
South Carolina	11-16	28-28-1
Kentucky	4-25	20-41

WESTERN DIVISION

Team	SEC	Overall
Alabama^!	23-7	63-15
Auburn	21-8	50-18
Mississippi State	12-18	35-31
LSU	12-18	31-23
Ole Miss	10-20	30-28
Arkansas	4-25	19-43

2006

EASTERN DIVISION

Team	SEC	Overall
Georgia^	24-6	54-15
Tennessee!	21-9	61-12
Florida	17-13	43-25
South Carolina	8-21	28-30
Kentucky	4-26	21-36

WESTERN DIVISION

Team	SEC	Overall
Alabama^A	25-4	54-11
LSU	22-8	55-14
Auburn	15-15	36-22
Arkansas	10-19	26-35
Ole Miss	10-20	24-36
Mississippi State	7-22	33-28

2007

EASTERN DIVISION

Team	SEC	Overall
Tennessee^*	23-4	59-6
Florida	17-11	50-22
Georgia	13-15	46-28
South Carolina	12-16	38-26
Kentucky	4-24	20-31

WESTERN DIVISION

Team	SEC	Overall
LSU^!	22-6	55-12
Alabama	21-6	55-10
Mississippi State	14-14	35-27
Ole Miss	11-17	24-34
Auburn	10-18	26-30
Arkansas	6-22	21-43

2008

EASTERN DIVISION

Team	SEC	Overall
Florida ^A!	27-1	70-5
Tennessee	14-12	50-16
Georgia	14-14	46-24
South Carolina	8-18	21-26
Kentucky	3-25	17-37

WESTERN DIVISION

Team	SEC	Overall
Alabama^	25-3	58-8
LSU	17-11	44-12
Auburn	13-14	38-22
Mississippi State	13-14	41-22
Ole Miss	9-19	26-28
Arkansas	8-20	37-29

2009

EASTERN DIVISION

Team	SEC	Overall
Florida ^A!	26-1	63-5
Georgia	18-7	47-12
Tennessee	12-12-1	40-18-1
Kentucky	13-14	34-23
South Carolina	6-21	21-24

WESTERN DIVISION

Team	SEC	Overall
Alabama^	21-6	54-11
LSU	15-10-1	34-18-1
Arkansas	10-16	27-29
Auburn	9-19	30-29
Mississippi State	8-19	28-28
Ole Miss	7-20	23-29

2010

EASTERN DIVISION

Team	SEC	Overall
Florida^	20-4	49-10
Georgia	18-8	50-13
Tennessee	17-8	49-15
Kentucky	13-15	32-27
South Carolina	1-27	11-40

WESTERN DIVISION

Team	SEC	Overall
Alabama^A!	23-4	52-11
LSU	20-8	45-16
Auburn	11-17	31-26
Arkansas	10-18	28-29
Ole Miss	8-19	29-27
Mississippi State	7-20	26-29

* SEC Champion; ^ SEC Division Champion;
! SEC Tournament Champion

ALL-TIME SEC CHAMPIONS

Year	Champion	SEC Record	Overall Record
1997	South Carolina	25-1	63-5
1998	Florida	23-5	47-22
1999	LSU	27-3	56-10
2000	LSU	26-4	59-13
2001	LSU	26-4	59-11
2002	LSU	25-4	56-11
2003	Georgia	23-6	57-14
2004	LSU	22-6	57-12
2005	Georgia	26-4	55-15
2006	Alabama	25-4	54-11
2007	Tennessee	23-4	59-6
2008	Florida	27-1	70-5
2009	Florida	26-1	63-5
2010	Alabama	23-4	52-11



ALABAMA (Alabama leads 42-7)

4/18/97	Alabama	5-2 (8)	Tuscaloosa, Ala.
4/19/97	Alabama	8-0	Tuscaloosa, Ala.
4/19/97	Alabama	5-2	Starkville, Miss.
4/19/97	Mississippi State	2-1	Starkville, Miss.
4/19/98	Mississippi State	5-4	Starkville, Miss.
4/19/98	Alabama	4-1	Starkville, Miss.
5/10/98	Alabama	5-4 (9)	Columbus, Ga. +
4/23/99	Mississippi State	8-7 (8)	Tuscaloosa, Ala.
4/23/99	Alabama	5-4	Tuscaloosa, Ala.
4/24/99	Alabama	6-5	Tuscaloosa, Ala.
4/24/99	Alabama	7-4	Tuscaloosa, Ala.
5/13/99	Mississippi State	6-3	Columbus, Ga. +
4/21/00	Alabama	5-2	Starkville, Miss.
4/21/00	Alabama	7-6 (9)	Starkville, Miss.
4/22/00	Alabama	9-0 (6)	Starkville, Miss.
4/22/00	Alabama	4-2	Starkville, Miss.
5/13/00	Alabama	4-3	Columbus, Ga. +
4/21/01	Alabama	7-0	Tuscaloosa, Ala.
4/21/01	Alabama	3-2	Tuscaloosa, Ala.
4/22/01	Alabama	8-0 (6)	Tuscaloosa, Ala.
2/23/02	Alabama	4-0	Columbus, Ga. \$
4/20/02	Alabama	10-4	Starkville, Miss.
4/20/02	Alabama	8-4	Starkville, Miss.
4/21/02	Alabama	8-2	Starkville, Miss.
4/12/03	Alabama	7-3	Tuscaloosa, Ala.
4/12/03	Alabama	8-5	Tuscaloosa, Ala.
4/13/03	Mississippi State	7-3	Tuscaloosa, Ala.
4/9/04	Alabama	10-0 (6)	Starkville, Miss.
4/9/04	Mississippi State	8-6	Starkville, Miss.
4/10/04	Mississippi State	10-5	Starkville, Miss.
4/9/05	Alabama	8-0 (5)	Tuscaloosa, Ala.
4/9/05	Alabama	4-1	Tuscaloosa, Ala.
4/10/05	Alabama	9-1 (5)	Tuscaloosa, Ala.
5/12/05	Alabama	5-0	Gainesville, Fla. +
4/29/06	Alabama	5-4 (8)	Starkville, Miss.
4/29/06	Alabama	6-3	Starkville, Miss.
3/10/07	Alabama	10-2 (5)	Tuscaloosa, Ala.
3/10/07	Alabama	5-3	Tuscaloosa, Ala.
3/11/07	Alabama	8-0 (6)	Tuscaloosa, Ala.
3/15/08	Alabama	2-0	Starkville, Miss.
3/15/08	Alabama	4-2	Starkville, Miss.
3/16/08	Alabama	3-0	Starkville, Miss.
5/8/08	Alabama	1-0	Baton Rouge, La. +
3/14/09	Alabama	4-0	Tuscaloosa, Ala.
3/14/09	Alabama	7-1	Tuscaloosa, Ala.
3/15/09	Alabama	3-2	Tuscaloosa, Ala.
5/8/10	Alabama	10-1	Starkville, Miss.
5/8/10	Alabama	8-2	Starkville, Miss.
5/9/10	Alabama	6-1	Starkville, Miss.

+ Southeastern Conference Tournament
\$ NFCA Leadoff Classic

SERIES NOTES

Total Runs Scored: Alabama 284, Mississippi State 124

MSU At Home: 4-18

MSU On The Road: 2-19

MSU At Neutral: 1-5

In SEC Play: 6-34

Longest MSU Win Streak: 2, twice

Longest MSU Losing Streak: 19 (4/9/05-5/9/10)

Last MSU Win: 4/10/04 (10-5 in Starkville)

Last MSU Loss: 5/9/10 (1-6 in Starkville)

Last MSU Home Win: 4/10/04 (10-5)

Last MSU Home Loss: 5/9/10 (1-6)

Last MSU Road Win: 4/13/03 (7-3)

Last MSU Road Loss: 3/15/09 (2-3)

Highest Scoring Game: 15, twice

Largest Margin Of Victory: 5 (10-5, 4/10/04 in Starkville)

Largest Margin Of Defeat: 10 (0-10, 4/9/04 in Starkville)

Most Runs By MSU: 10 (W, 10-5, 4/10/04 in Starkville)

Most Runs By UA: 10, 3 times

MSU In One-Run Games: 3-9

MSU In Extra-Inning Games: 1-4

ARKANSAS (Mississippi State leads 26-23)

3/28/97	Mississippi State	3-2	Starkville, Miss.
3/28/97	Arkansas	4-0	Starkville, Miss.
3/29/97	Arkansas	10-4	Starkville, Miss.
3/29/97	Arkansas	2-1	Starkville, Miss.
3/27/98	Mississippi State	6-0	Fayetteville, Ark.
3/27/98	Arkansas	2-1 (8)	Fayetteville, Ark.
3/28/98	Mississippi State	3-2 (9)	Fayetteville, Ark.
3/28/98	Mississippi State	6-2	Fayetteville, Ark.
4/2/99	Mississippi State	5-2	Starkville, Miss.
4/2/99	Mississippi State	4-0	Starkville, Miss.
4/3/99	Mississippi State	7-2	Starkville, Miss.
4/3/99	Mississippi State	4-2	Starkville, Miss.
3/31/00	Arkansas	2-1	Fayetteville, Ark.
3/31/00	Mississippi State	1-0	Fayetteville, Ark.
4/1/00	Mississippi State	4-3 (8)	Fayetteville, Ark.
4/1/00	Mississippi State	4-0	Fayetteville, Ark.
5/11/00	Arkansas	2-1	Columbus, Ga. +
4/28/01	Mississippi State	2-1 (8)	Starkville, Miss.
4/28/01	Mississippi State	1-0	Starkville, Miss.
4/29/01	Mississippi State	3-0	Starkville, Miss.
5/12/01	Arkansas	7-2	Chattanooga, Tenn. +
4/27/02	Arkansas	1-0	Fayetteville, Ark.
4/27/02	Arkansas	7-6	Fayetteville, Ark.
4/28/02	Arkansas	7-0	Fayetteville, Ark.
5/10/02	Mississippi State	5-1	Chattanooga, Tenn. +
4/18/03	Arkansas	5-1	Starkville, Miss.
4/19/03	Mississippi State	3-2	Starkville, Miss.
4/19/03	Arkansas	4-1	Starkville, Miss.
4/17/04	Mississippi State	2-0	Fayetteville, Ark.
4/17/04	Mississippi State	8-0	Fayetteville, Ark.
4/18/04	Arkansas	4-2	Fayetteville, Ark.
4/16/05	Mississippi State	5-4	Starkville, Miss.
4/16/05	Mississippi State	1-0	Starkville, Miss.
4/17/05	Mississippi State	2-1	Starkville, Miss.
3/18/06	Mississippi State	5-0	Fayetteville, Ark.
3/18/06	Mississippi State	5-2	Fayetteville, Ark.
3/19/06	Arkansas	4-2	Fayetteville, Ark.
5/4/07	Mississippi State	3-1	Starkville, Miss.

5/4/07	Arkansas	11-8	Starkville, Miss.
5/5/07	Mississippi State	8-0 (5)	Starkville, Miss.
5/3/08	Arkansas	3-1	Fayetteville, Ark.
5/3/08	Mississippi State	9-1 (5)	Fayetteville, Ark.
5/4/08	Arkansas	7-6	Fayetteville, Ark.
3/17/09	Arkansas	8-3 (8)	Starkville, Miss.
3/17/09	Arkansas	5-1	Starkville, Miss.
3/18/09	Arkansas	3-2	Starkville, Miss.
3/27/10	Arkansas	7-2	Fayetteville, Ark.
3/27/10	Arkansas	11-6	Fayetteville, Ark.
3/28/10	Arkansas	18-13	Fayetteville, Ark.

+ Southeastern Conference Tournament

SERIES NOTES

Total Runs Scored: Mississippi State 183, Arkansas 162

MSU At Home: 14-9

MSU On The Road: 11-12

MSU At Neutral: 1-2

In SEC Play: 25-18

Longest MSU Win Streak: 6 (3/28/98-4/3/99)

Longest MSU Losing Streak: 7 (5/4/08-3/28/10)

Last MSU Win: 5/3/08 (9-1 in Fayetteville)

Last MSU Loss: 3/28/10 (13-18 in Fayetteville)

Last MSU Home Win: 5/5/07 (8-0)

Last MSU Home Loss: 3/18/09 (2-3)

Last MSU Road Win: 5/3/08 (8-1)

Last MSU Road Loss: 3/28/10 (13-18)

Highest Scoring Game: 31 (ARK, 18-13, 3/28/10 in Fayetteville)

Largest Margin Of Victory: 8, three times

Largest Margin Of Defeat: 7 (7-0, 4/28/02 in Fayetteville)

Most Runs By MSU: 13 (L, 13-18, 3/28/10 in Fayetteville)

Most Runs By ARK: 18 (W, 18-13, 3/28/10 in Fayetteville)

MSU In One-Run Games: 10-1

MSU In Extra-Inning Games: 3-2

AUBURN (Mississippi State leads 26-19)

5/3/97	Mississippi State	6-3	Starkville, Miss.
5/3/97	Mississippi State	4-0	Starkville, Miss.
5/4/97	Auburn	5-4	Starkville, Miss.
5/4/97	Auburn	4-1	Starkville, Miss.
5/1/98	Auburn	2-0	Auburn, Ala.
5/1/98	Mississippi State	1-0	Auburn, Ala.
5/2/98	Mississippi State	6-2	Auburn, Ala.
5/2/98	Mississippi State	3-2 (10)	Auburn, Ala.
5/7/99	Mississippi State	4-3	Starkville, Miss.
5/7/99	Mississippi State	8-0 (5)	Starkville, Miss.
5/8/99	Mississippi State	8-0 (5)	Starkville, Miss.
5/8/99	Mississippi State	4-3	Starkville, Miss.
4/30/00	Mississippi State	3-2	Auburn, Ala.
4/30/00	Mississippi State	9-4	Auburn, Ala.
5/1/00	Auburn	5-2	Auburn, Ala.
5/1/00	Mississippi State	10-2 (6)	Auburn, Ala.
5/12/00	Mississippi State	9-3	Columbus, Ga. +
4/14/01	Mississippi State	5-4	Starkville, Miss.
4/14/01	Mississippi State	7-2	Starkville, Miss.
4/15/01	Mississippi State	4-3	Starkville, Miss.
4/13/02	Mississippi State	2-1	Auburn, Ala.
4/13/02	Auburn	6-4	Auburn, Ala.
4/14/02	Auburn	6-4	Auburn, Ala.
4/5/03	Auburn	7-3	Starkville, Miss.
4/5/03	Mississippi State	7-1	Starkville, Miss.
4/2/04	Auburn	3-2	Auburn, Ala.
4/3/04	Auburn	7-3	Auburn, Ala.
4/3/04	Mississippi State	3-2	Auburn, Ala.
5/15/04	Auburn	4-3	Tuscaloosa, Ala. +
4/2/05	Auburn	10-2 (5)	Starkville, Miss.
4/2/05	Mississippi State	4-3	Starkville, Miss.
4/3/05	Mississippi State	6-4	Starkville, Miss.
4/14/06	Auburn	4-1	Auburn, Ala.
4/14/06	Auburn	6-5	Auburn, Ala.
4/15/06	Auburn	5-3	Auburn, Ala.
3/24/07	Mississippi State	3-1	Starkville, Miss.
3/24/07	Mississippi State	4-1	Starkville, Miss.
3/25/07	Auburn	2-1	Starkville, Miss.
3/11/08	Mississippi State	8-3	Auburn, Ala.
3/11/08	Auburn	5 (9)	Auburn, Ala.
3/12/08	Auburn	8-0 (5)	Auburn, Ala.
4/22/09	Mississippi State	2-1 (10)	Starkville, Miss.
4/22/09	Auburn	8-2	Starkville, Miss.
4/21/10	Mississippi State	3-3	Auburn, Ala.
4/21/10	Mississippi State	2-1	Auburn, Ala.

+ Southeastern Conference Tournament

SERIES NOTES

Total Runs Scored: Mississippi State 175, Auburn 149

MSU At Home: 14-7

MSU On The Road: 11-11

MSU At Neutral: 1-1

In SEC Play: 23-18

Longest MSU Win Streak: 9 (5/1/98-4/30/00)

Longest MSU Losing Streak: 4, (4/3/05-4/15/06)

Last MSU Win: 4/21/10 (2-1 in Auburn)

Last MSU Loss: 4/22/09 (3-8 in Starkville)

Last MSU Home Win: 4/22/09 (2-1)

Last MSU Home Loss: 4/22/09 (3-8)

Last MSU Road Win: 4/21/10 (2-1)

Last MSU Road Loss: 3/12/08 (0-8)

Highest Scoring Game: 12, three times

Largest Margin Of Victory: 8, three times

Largest Margin Of Defeat: 8, two times (last: 0-8, 3/12/08 in Auburn)

Most Runs By MSU: 10 (W, 10-2, 5/1/00 in Auburn)

Most Runs By AU: 8, two times

MSU In One-Run Games: 12-6

FLORIDA (Florida leads 23-17)

4/26/97	Florida	3-1	Starkville, Miss.
4/26/97	Mississippi State	6-5	Starkville, Miss.
3/11/98	Mississippi State	3-1	Gainesville, Fla.
3/11/98	Florida	1-0	Gainesville, Fla.
5/9/98	Mississippi State	1-0	Columbus, Ga. +
5/10/98	Mississippi State	1-0	Columbus, Ga. +
4/30/99	Florida	7-4 (9)	Starkville, Miss.
4/30/99	Mississippi State	6-2	Starkville, Miss.
4/28/00	Florida	11-3 (5)	Gainesville, Fla.
4/28/00	Mississippi State	3-1	Gainesville, Fla.
3/14/01	Florida	6-0	Gainesville, Fla.
3/14/01	Florida	5-4	Gainesville, Fla.
3/15/01	Mississippi State	5-1	Gainesville, Fla.
5/10/01	Mississippi State	1-0	Chattanooga, Tenn. +
5/4/02	Mississippi State	4-1	Starkville, Miss.
5/4/02	Mississippi State	6-2	Starkville, Miss.
5/5/02	Mississippi State	8-2	Starkville, Miss.
4/26/03	Mississippi State	11-8	Gainesville, Fla.
4/26/03	Mississippi State	7-3	Gainesville, Fla.
4/27/03	Florida	6-1	Gainesville, Fla.

4/24/04	Mississippi State	7-4	Starkville, Miss.
4/24/04	Mississippi State	9-5	Starkville, Miss.
4/23/05	Florida	4-0	Gainesville, Fla.
4/23/05	Florida	12-4 (5)	Gainesville, Fla.
4/24/05	Mississippi State	3-0	Gainesville, Fla.
4/1/06	Florida	7-1	Starkville, Miss.
4/1/06	Florida	2-0	Starkville, Miss.
4/2/06	Florida	2-1	Starkville, Miss.
4/27/07	Mississippi State	4-3	Gainesville, Fla.
4/27/07	Florida	2-1	Gainesville, Fla.
4/28/07	Florida	3-2	Gainesville, Fla.
5/10/07	Florida	3-0	Auburn, Ala. +
4/5/08	Florida	5-0	Starkville, Miss.
4/5/08	Florida	7-2	Starkville, Miss.
4/6/08	Florida	5-0	Starkville, Miss.
4/4/09	Florida	11-2 (5)	Starkville, Miss.
4/4/09	Florida	6-2	Gainesville, Fla.
4/5/09	Florida	3-0	Gainesville, Fla.
5/1/10	Florida	8-0	Starkville, Miss.
5/1/10	Florida	9-1	Starkville, Miss.

+ Southeastern Conference Tournament

SERIES NOTES

Total Runs Scored: Florida 166, Mississippi State 114

MSU At Home: 7-10

MSU On The Road: 7-12

MSU At Neutral: 3-1

In SEC Play: 14-20

Longest MSU Win Streak: 7 (3/15/01-4/26/03)

Longest MSU Losing Streak: 11 (4/27/07-5/1/10)

Last MSU Win: 4/27/07 (4-3 in Gainesville)

Last MSU Loss: 5/1/10 (1-9 in Starkville)

Last MSU Home Win: 4/24/04 (9-5)

Last MSU Home Loss: 5/1/10 (1-9)

Last MSU Road Win: 4/27/07 (4-3)

Last MSU Road Loss: 4/5/09 (0-3)

Highest Scoring Game: 19 (MSU, 11-8, 4/26/03 in Gainesville)

Largest Margin Of Victory: 6 (8-2, 5/5/02 in Gainesville)

Largest Margin Of Defeat: 9 (11-2, 4/4/09 in Gainesville)

Most Runs By MSU: 11 (W, 11-8, 4/26/03 in Gainesville)

Most Runs By

4/6/02	Kentucky	6-4	Lexington, Ky.
4/6/02	Kentucky	10-3	Lexington, Ky.
4/7/02	Mississippi State	3-2	Lexington, Ky.
3/29/03	Mississippi State	7-6	Starkville, Miss.
3/29/03	Mississippi State	7-0	Starkville, Miss.
3/30/03	Mississippi State	6-3	Lexington, Ky.
3/27/04	Mississippi State	8-2	Lexington, Ky.
3/27/04	Kentucky	4-3	Lexington, Ky.
3/28/04	Mississippi State	6-2	Lexington, Ky.
3/25/05	Mississippi State	3-2	Starkville, Miss.
3/25/05	Mississippi State	5-0	Starkville, Miss.
3/26/05	Mississippi State	3-2	Starkville, Miss.
5/6/06	Mississippi State	6-4	Lexington, Ky.
5/6/06	Mississippi State	2-0	Lexington, Ky.
5/7/06	Mississippi State	3-2 (8)	Lexington, Ky.
3/13/07	Mississippi State	7-0	Lexington, Ky.
3/13/07	Mississippi State	9-7	Lexington, Ky.
4/3/08	Mississippi State	1-0	Starkville, Miss.
4/3/08	Mississippi State	8-0 (5)	Starkville, Miss.
4/24/09	Kentucky	10-3	Lexington, Ky.
4/24/09	Kentucky	4-1	Lexington, Ky.
4/25/09	Kentucky	8-7	Lexington, Ky.
4/2/10	Kentucky	5-4	Starkville, Miss.
4/2/10	Kentucky	2-0	Starkville, Miss.
4/3/10	Mississippi State	1-0	Starkville, Miss.

\$ UTC Frost Cutlery Tournament

SERIES NOTES

Total Runs Scored: Mississippi State 159, Kentucky 117

MSU At Home: 13-5

MSU On The Road: 11-7

MSU At Neutral: 0-1

In SEC Play: 24-12

Longest MSU Win Streak: 11 (3/28/04-4/3/08)

Longest MSU Losing Streak: 5 (4/24/09-4/2/10)

Last MSU Win: 4/3/10 (1-0 in Starkville)

Last MSU Loss: 4/2/10 (2-0 in Starkville)

Last MSU Home Win: 4/3/10 (1-0)

Last MSU Home Loss: 4/2/10 (2-0)

Last MSU Road Win: 3/13/07 (8-7)

Last MSU Road Loss: 4/25/09 (8-7)

Highest Scoring Game: 19 (MSU, 12-7, 4/11/97 in Starkville)

Largest Margin Of Victory: 12, twice

Largest Margin Of Defeat: 7, three times

Most Runs By MSU: 12, twice

Most Runs By UK: 10, twice

MSU In One-Run Games: 8-6

MSU In Extra-Inning Games: 3-0

LSU (LSU leads 43-5)

3/10/82	LSU	14-0	Baton Rouge, La.
3/10/82	LSU	8-7	Baton Rouge, La.
4/20/82	LSU	9-7	Starkville, Miss.
4/20/82	LSU	4-1	Starkville, Miss.
4/4/97	LSU	2-0	Baton Rouge, La.
4/4/97	LSU	9-1 (6)	Baton Rouge, La.
4/3/98	Mississippi State	3-2	Starkville, Miss.
4/3/98	LSU	2-1	Starkville, Miss.
4/4/98	LSU	7-3	Starkville, Miss.
4/4/98	LSU	4-3	Starkville, Miss.
4/9/99	LSU	1-0	Baton Rouge, La.
4/9/99	LSU	5-1	Baton Rouge, La.
4/10/99	LSU	5-2	Baton Rouge, La.
4/10/99	LSU	5-4	Baton Rouge, La.
5/16/99	LSU	2-0 (9)	Columbus, Ga.+
4/7/00	LSU	8-0 (5)	Starkville, Miss.
4/7/00	LSU	8-4 (10)	Starkville, Miss.
4/8/00	LSU	9-4	Starkville, Miss.
4/8/00	LSU	7-1	Starkville, Miss.
4/11/01	LSU	8-0	Starkville, Miss.
4/11/01	LSU	5-0	Starkville, Miss.
4/12/01	LSU	2-1	Starkville, Miss.
5/11/01	LSU	2-1	Chattanooga, Tenn.+
3/19/02	LSU	9-3	Baton Rouge, La.
3/19/02	Mississippi State	8-7 (11)	Baton Rouge, La.
3/20/02	LSU	4-0	Baton Rouge, La.
3/26/03	LSU	4-3	Starkville, Miss.
3/27/03	LSU	15-13 (8)	Starkville, Miss.
3/27/03	Mississippi State	6-2	Starkville, Miss.
3/3/04	LSU	6-2	Baton Rouge, La.
3/3/04	LSU	6-0	Baton Rouge, La.
3/4/04	LSU	5-4	Baton Rouge, La.
3/26/05	Mississippi State	13-11	Starkville, Miss.
3/26/05	Mississippi State	4-1	Starkville, Miss.
3/27/05	LSU	15-9	Starkville, Miss.
4/19/06	LSU	5-0	Baton Rouge, La.
4/19/06	LSU	4-0	Baton Rouge, La.
4/20/06	LSU	7-1	Baton Rouge, La.
4/14/07	LSU	4-1 (9)	Starkville, Miss.
4/14/07	LSU	4-3 (9)	Starkville, Miss.
3/26/08	LSU	5-2	Baton Rouge, La.
3/26/08	LSU	2-1	Baton Rouge, La.
3/21/09	LSU	5-4	Starkville, Miss.
3/21/09	LSU	4-1	Starkville, Miss.
3/22/09	LSU	7-5	Starkville, Miss.
4/10/10	LSU	2-1	Baton Rouge, La.
4/10/10	LSU	8-3	Baton Rouge, La.
4/11/10	LSU	6-1	Baton Rouge, La.

+ Southeastern Conference Tournament

SERIES NOTES

Total Runs Scored: LSU 243, Mississippi State 101

MSU At Home: 4-20

MSU On The Road: 1-21

MSU At Neutral: 0-2

In SEC Play: 5-37

Longest MSU Win Streak: 2 (3/30/05-3/31/05)

Longest MSU Losing Streak: 17 (4/3/98-3/19/02)

Last MSU Win: 3/30/05 (4-1 in Starkville)

Last MSU Loss: 4/11/10 (6-1 in Baton Rouge)

Last MSU Home Win: 3/30/05 (4-1)

Last MSU Home Loss: 3/22/09 (7-5)

Last MSU Road Win: 3/19/02 (8-7)

Last MSU Road Loss: 4/11/10 (6-1)

Highest Scoring Game: 28 (LSU, 15-13, 3/26/03 in Starkville)

Largest Margin Of Victory: 4 (6-2, 3/27/03 in Starkville)

Largest Margin Of Defeat: 14 (14-0, 3/10/82 in Baton Rouge)

Most Runs By MSU: 13 (L, 15-13, 3/26/03 in Starkville)

Most Runs By LSU: 15, twice

MSU In One-Run Games: 2-14

MSU In Extra-Inning Games: 1-5

MISSISSIPPI (Mississippi State leads 29-19)

3/6/97	Ole Miss	3-2	Starkville, Miss.
3/6/97	Mississippi State	2-1 (8)	Starkville, Miss.
4/30/97	Ole Miss	1-0 (9)	Oxford, Miss.
4/30/97	Ole Miss	4-1	Oxford, Miss.
4/1/98	Mississippi State	7-0	Oxford, Miss.
4/1/98	Mississippi State	5-3	Oxford, Miss.
4/25/98	Mississippi State	11-0 (5)	Starkville, Miss.
4/25/98	Mississippi State	4-3	Starkville, Miss.
3/19/99	Ole Miss	5-4 (11)	Oxford, Miss.
3/19/99	Ole Miss	4-1	Oxford, Miss.
3/20/99	Mississippi State	8-0 (5)	Oxford, Miss.
3/20/99	Ole Miss	8-0 (6)	Oxford, Miss.
3/17/00	Mississippi State	4-3	Starkville, Miss.
3/17/00	Mississippi State	7-4	Starkville, Miss.
3/18/00	Mississippi State	3-1	Starkville, Miss.
3/18/00	Ole Miss	6-0	Starkville, Miss.
3/27/01	Mississippi State	2-1	Oxford, Miss.
3/27/01	Mississippi State	7-5 (11)	Oxford, Miss.
3/28/01	Mississippi State	12-0 (5)	Oxford, Miss.
4/10/02	Mississippi State	1-0	Starkville, Miss.
4/10/02	Mississippi State	8-1	Starkville, Miss.
4/11/02	Mississippi State	1-0	Starkville, Miss.
4/9/03	Mississippi State	14-0 (5)	Oxford, Miss.
4/10/03	Ole Miss	6-5	Oxford, Miss.
4/10/03	Ole Miss	10-8 (8)	Oxford, Miss.
4/20/04	Mississippi State	8-0 (5)	Starkville, Miss.
4/20/04	Mississippi State	2-1	Starkville, Miss.
4/21/04	Mississippi State	7-2	Starkville, Miss.
4/13/05	Ole Miss	2-0	Starkville, Miss.
4/19/05	Mississippi State	4-0	Oxford, Miss.
4/26/05	Ole Miss	4-0	Ridgeland, Miss.\$
4/5/06	Ole Miss	2-1	Ridgeland, Miss.\$
4/11/06	Ole Miss	6-5	Oxford, Miss.
4/26/06	Ole Miss	1-0	Starkville, Miss.
3/27/07	Mississippi State	5-2	Madison, Miss.\$
4/6/07	Ole Miss	3-2	Starkville, Miss.
4/7/07	Mississippi State	7-4	Starkville, Miss.
4/7/07	Mississippi State	8-0	Starkville, Miss.
3/21/08	Mississippi State	5-3	Oxford, Miss.
3/21/08	Mississippi State	3-2	Oxford, Miss.
3/22/08	Mississippi State	8-3	Oxford, Miss.
4/8/08	Ole Miss	2-1	Ridgeland, Miss.\$
4/1/09	Ole Miss	8-3	Madison, Miss.\$
5/2/09	Mississippi State	6-2	Starkville, Miss.
5/2/09	Mississippi State	8-0 (5)	Starkville, Miss.
3/20/10	Ole Miss	6-4	Oxford, Miss.
3/20/10	Ole Miss	9-2	Oxford, Miss.
3/21/10	Mississippi State	11-5	Oxford, Miss.

\$ - M&F Bank Fastpitch Classic

SERIES NOTES

Total Runs Scored: Mississippi State 218, Ole Miss 135

MSU At Home: 16-5

MSU On The Road: 12-10

MSU At Neutral: 1-4

In SEC Play: 18-17

Longest MSU Win Streak: 7 (3/27/01-4/11/02)

Longest MSU Losing Streak: 4 (4/26/05-4/26/06)

Last MSU Win: 3/21/10 (11-5 in Oxford)

Last MSU Loss: 3/20/10 (9-2 in Oxford)

Last MSU Home Win: 5/2/09 (8-0)

Last MSU Home Loss: 4/6/07 (3-2)

Last MSU Road Win: 3/21/10 (11-5)

Last MSU Road Loss: 3/20/10 (9-2)

Highest Scoring Game: 18 (UM, 10-8, 4/10/03 in Oxford)

Largest Margin Of Victory: 14 (14-0, 4/9/03 in Oxford)

Largest Margin Of Defeat: 8, two times

Most Runs By MSU: 14 (W, 14-0, 4/9/03 in Oxford)

Most Runs By UM: 10 (W, 10-8, 4/10/03 in Oxford)

MSU In One-Run Games: 8-9

MSU In Extra-Inning Games: 2-3

SOUTH CAROLINA (South Carolina leads 23-22)

4/28/85	South Carolina	7-3	Cookeville, Tenn.
4/28/85	South Carolina	5-4	Cookeville, Tenn.
3/22/97	South Carolina	4-0 (8)	Starkville, Miss.
3/22/97	South Carolina	5-3	Starkville, Miss.
5/8/98	South Carolina	2-0	Columbus, Ga.+
5/9/98	Mississippi State	3-0	Columbus, Ga.+
3/26/99	South Carolina	1-0	Starkville, Miss.
3/26/99	Mississippi State	5-2	Starkville, Miss.
5/15/99	Mississippi State	2-1	Columbus, Ga.+
3/12/00	South Carolina	2-1 (8)	Tampa, Fla.\$
3/24/00	South Carolina	2-1 (9)	Columbia, S.C.
3/24/00	Mississippi State	6-2	Columbia, S.C.
3/17/01	South Carolina	7-1	Columbia, S.C.
3/17/01	Mississippi State	1-0	Columbia, S.C.
3/18/01	South Carolina	2-0	Columbia, S.C.
3/16/02	South Carolina	4-2	Starkville, Miss.
3/16/02	South Carolina	5-2	Starkville, Miss.
3/17/02	Mississippi State	11-10 (9)	Starkville, Miss.
5/9/02	South Carolina	11-5	Chattanooga, Tenn.+
3/8/03	Mississippi State	6-2	Columbia, S.C.
3/8/03	South Carolina	11-3 (6)	Columbia, S.C.
3/9/03	South Carolina	5-2	Columbia, S.C.
5/9/03	South Carolina	2-1	Plant City, Fla.+
3/6/04	South Carolina	2-1	Starkville, Miss.
3/6/04	Mississippi State	8-0 (5)	Starkville, Miss.
3/7/04	South Carolina	7-4	Starkville, Miss.
5/7/05	South Carolina	3-2	Columbia, S.C.
5/7/05	South Carolina	7-5	Columbia, S.C.
5/8/05	Mississippi State	3-2	Columbia, S.C.
5/13/05	Mississippi State	4-1	Gainesville, Fla.+
3/25/06	Mississippi State	4-3 (10)	Starkville, Miss.
3/25/06	Mississippi State	2-1	Starkville, Miss.
3/26/06	South Carolina	6-2	Starkville, Miss.
3/31/07	Mississippi State	2-1	Starkville, Miss.

3/31/07	Mississippi State	4-3	Starkville, Miss.
4/1/07	Mississippi State	8-7 (8)	Starkville, Miss.
4/12/08	Mississippi State	1-0	Columbia, S.C.
4/12/08	Mississippi State	3-1	Columbia, S.C.
4/13/08	Mississippi State	9-1 (6)	Columbia, S.C.
4/18/09	Mississippi State	4-2	Starkville, Miss.
4/18/09	South Carolina	2-0	Starkville, Miss.
4/19/09	Mississippi State	10-2 (6)	Starkville, Miss.
4/17/10	Mississippi State	2-1	Columbia, S.C.
4/17/10	South Carolina	8-4	Columbia, S.C.
4/18/10	Mississippi State	3-1	Columbia, S.C.

+ Southeastern Conference Tournament

\$ USF Speedline Invitational

SERIES NOTES

Total Runs Scored: South Carolina 150, Mississippi State 147

MSU At Home: 10-9

MSU On The Road: 9-8

MSU At Neutral: 3-6

In SEC Play: 16-17

Longest MSU Win Streak: 7 (3/31/07-4/18/09)

Longest MSU Losing Streak: 5 (4/28/85-5/8/98)

Last MSU Win: 4/18/10 (3-1 in Columbia)

Last MSU Loss: 4/17/10 (8-4 in Columbia)

Last MSU Home Win: 4/19/09 (10-2)

Last MSU Home Loss: 4/18/09 (2-0)

Last MSU Road Win: 4/18/10 (3-1)

Last MSU Road Loss: 4/17/10 (8-4)

Highest Scoring Game: 21 (MSU, 11-10, 3/17/02 in Starkville)

Largest Margin Of Victory: 8, three times

Largest Margin Of Defeat: 8 (11-3, 3/8/03 in Columbia)

Most Runs By MSU: 11 (W, 11-10, 3/17/02 in Starkville)

Most Runs By USC: 11 (W, 11-3, 3/8/03 in Columbia)

MSU In One-Run Games: 11-7

MSU In Extra-Inning Games: 3-3



Non-Conference History

AKRON **UA leads 1-0**
4/13/85.....L.....2-0.....Owensboro, KY

ALABAMA A&M **MSU leads 2-0**
2/20/04.....W.....13-0 (5).....Starkville, MS
2/22/04.....W.....13-0 (5).....Starkville, MS

ALABAMA ST. **MSU leads 2-0**
3/1/97.....W.....30-0 (5).....Troy, AL
3/2/97.....W.....18-0 (5).....Troy, AL

ALCORN STATE **MSU leads 2-0**
2/22/97.....W.....19-0 (5).....Monroe, LA
2/26/06.....W.....9-0 (5).....Starkville, MS

ARIZONA **UA leads 2-1**
2/9/02.....W.....7-1.....Phoenix, AZ
2/9/03.....L.....9-2.....Phoenix, AZ
5/19/07.....L.....8-0.....Tucson, AZ

ARIZONA STATE **ASU leads 2-1**
2/22/02.....W.....2-1.....Columbus, GA
5/16/02.....L.....4-1.....Lafayette, LA
2/8/03.....L.....5-4.....Phoenix, AZ

ARKANSAS STATE **MSU leads 6-0**
4/14/84.....W.....8-4.....Owensboro, KY
3/26/85.....W.....12-0.....Starkville, MS
3/26/85.....W.....11-2.....Starkville, MS
3/29/86.....W.....15-0.....Starkville, MS
4/10/86.....W.....12-4.....Jonesboro, AR
4/10/86.....W.....9-0.....Jonesboro, AR

AUSTIN PEAY **MSU leads 6-0**
2/20/00.....W.....10-1 (5).....Starkville, MS
2/20/04.....W.....4-0.....Starkville, MS
2/21/04.....W.....8-0 (5).....Starkville, MS
3/4/07.....W.....2-0.....Chattanooga, TN
2/23/08.....W.....12-4 (6).....Macon, GA
3/08/08.....W.....3-1.....Starkville, MS

BAYLOR **BU leads 2-0**
3/3/06.....L.....1-0.....Waco, TX
3/5/06.....L.....3-1.....Waco, TX

BELMONT **MSU leads 5-0**
2/19/00.....W.....8-0 (6).....Starkville, MS
2/6/01.....W.....9-0 (5).....Starkville, MS
2/6/01.....W.....6-1.....Starkville, MS
2/13/02.....W.....11-0.....Starkville, MS
2/13/02.....W.....2-0.....Starkville, MS

BIRMINGHAM SOUTHERN **MSU leads 2-0**
3/19/03.....W.....8-0 (5).....Starkville, MS
3/19/03.....W.....4-0.....Starkville, MS

BOSTON UNIVERSITY **MSU leads 1-0**
3/11/00.....W.....4-2.....Tampa, FL

BOWLING GREEN **MSU leads 2-0**
3/4/06.....W.....3-2 (8).....Waco, TX
3/5/06.....W.....6-1.....Waco, TX

BRADLEY **MSU leads 3-1**
3/18/86.....W.....2-1.....Starkville, MS
3/18/86.....L.....6-0.....Starkville, MS
2/6/04.....W.....11-6.....Starkville, MS
2/7/04.....W.....7-1.....Starkville, MS

BYU **MSU leads 2-0**
2/28/04.....W.....2-1.....Houston, TX
2/15/07.....W.....1-0.....Las Vegas, NV

CALIFORNIA **Cal leads 4-2**
2/12/99.....L.....6-4.....Phoenix, AZ
5/21/04.....L.....2-1.....Lincoln, NE
2/25/05.....L.....9-4.....Palm Springs, CA
2/16/07.....W.....9-0 (6).....Las Vegas, NV
2/10/08.....W.....4-1 (9).....Palm Spr., CA
5/15/09.....L.....8-3.....Tallahassee, FL

UC-DAVIS **UCD leads 1-0**
2/16/07.....L.....1-2.....Las Vegas, NV

CAL POLY-SLO **Cal Poly leads 1-0**
2/26/98.....L.....5-2 (8).....Santa Barbara, CA

CAL ST. FULLERTON **Fullerton leads 2-1**
2/12/00.....L.....5-1.....Phoenix, AZ
2/8/03.....L.....3-0.....Phoenix, AZ
2/25/05.....W.....5-4 (8).....Palm Springs, CA

CAL ST. NORTHRIDGE **Series tied 1-1**
2/8/08.....W.....4-2.....Palm Springs, CA
3/14/10.....L.....13-6.....Fresno, CA

CARTHAGE COLLEGE **Series tied 1-1**
3/20/82.....W.....6-1.....Starkville, MS
3/20/82.....L.....16-13.....Starkville, MS

CENTENARY **MSU leads 1-0**
2/7/99.....W.....4-1.....Shreveport, LA

CENTRAL MICHIGAN **CMU leads 1-0**
3/7/02.....L.....2-0.....Plant City, FL

CENTRAL OK STATE **MSU leads 1-0**
4/18/86.....W.....3-2.....Arlington, TX

CHARLESTON SOUTHERN **MSU leads 2-0**
3/07/08.....W.....19-2 (5).....Starkville, MS
3/08/08.....W.....5-1.....Starkville, MS

CHATTANOOGA **MSU leads 7-1**
2/21/98.....W.....8-0 (6).....Starkville, MS
3/7/98.....W.....6-0.....Tampa, FL
2/20/99.....W.....3-1.....Starkville, MS
2/19/00.....W.....7-5.....Starkville, MS
5/18/00.....W.....6-1.....Seattle, WA
3/16/04.....W.....9-0 (5).....Chattanooga, TN
3/16/04.....W.....2-1.....Chattanooga, TN
3/3/07.....L.....3-11 (5).....Chattanooga, TN

CLEVELAND STATE JC **MSU leads 1-0**
4/26/85.....W.....5-2.....Cookeville, TN

COASTAL CAROLINA **MSU leads 2-1**
3/11/03.....W.....4-3.....Conway, SC
3/12/03.....W.....10-2.....Conway, SC
3/12/03.....L.....7-6.....Conway, SC

COLORADO STATE **Series tied 2-2**
3/14/97.....L.....11-6.....San Jose, CA
2/15/02.....W.....10-2 (6).....Starkville, MS
2/23/03.....W.....5-3.....Las Cruces, NM
3/12/10.....L.....6-5 (8).....Fresno, CA

CONNECTICUT **UConn leads 1-0**
2/23/02.....L.....6-3.....Columbus, GA

DELTA STATE **MSU leads 6-0**
4/1/86.....W.....11-1.....Itta Bena, MS
4/1/86.....W.....9-2.....Itta Bena, MS
4/22/86.....W.....11-1.....Starkville, MS
4/22/86.....W.....6-2.....Starkville, MS
4/8/98.....W.....1-0.....Starkville, MS
4/6/99.....W.....7-1.....Starkville, MS

DREXEL **MSU leads 1-0**
2/18/01.....W.....4-1.....Starkville, MS

EAST TENNESSEE ST. **MSU leads 3-0**
2/17/06.....W.....9-1 (6).....Starkville, MS
2/19/06.....W.....6-0.....Starkville, MS
3/13/10.....W.....9-0 (5).....Fresno, CA

EASTERN CONNECTICUT **ECU leads 1-0**
3/15/83.....L.....2-1.....Columbia, SC

EASTERN MICHIGAN **MSU leads 1-0**
3/20/86.....W.....1-0.....Tallahassee, FL

EVANSVILLE **MSU leads 3-1**
2/28/98.....W.....7-2.....Santa Barbara, CA
2/19/99.....L.....3-2 (8).....Starkville, MS
2/21/99.....W.....1-0.....Starkville, MS
2/21/09.....W.....7-0.....Starkville, MS

FAIRLEIGH DICKINSON **MSU leads 1-0**
3/15/83.....W.....21-6.....Columbia, SC

FLORIDA A&M **MSU leads 4-2**
3/7/84.....W.....11-0.....Starkville, MS
3/7/84.....W.....11-8.....Starkville, MS
3/17/84.....W.....5-2.....Tallahassee, FL
3/22/85.....L.....1-0.....Tallahassee, FL
3/5/98.....L.....8-3.....Tampa, FL
3/4/05.....W.....4-2.....Marietta, GA

FLORIDA ATLANTIC **FAU leads 3-1**
3/6/99.....W.....10-2.....Tampa, FL
3/10/01.....L.....3-2.....Tampa, FL
3/7/02.....L.....6-0.....Plant City, FL
5/21/04.....L.....1-0.....Lincoln, NE

FLORIDA GULF COAST **FGCU leads 1-0**
3/5/09.....L.....8-3.....Honolulu, HI

FLORIDA INTERNAT'L **MSU leads 2-0**
3/9/02.....W.....3-2 (8).....Plant City, FL
5/15/03.....W.....4-2.....Lincoln, NE

FLORIDA STATE **FSU leads 6-5**
3/8/84.....L.....1-0 (9).....Starkville, MS
3/8/84.....L.....6-2.....Starkville, MS
3/16/84.....L.....5-0.....Tallahassee, FL
3/21/86.....L.....3-1.....Tallahassee, FL
3/4/99.....W.....2-1.....Tampa, FL
3/4/00.....W.....4-0.....Columbus, GA
3/3/02.....W.....2-0.....Tallahassee, FL
2/28/03.....W.....3-1.....Tallahassee, FL
2/23/07.....L.....4-2.....Columbus, GA
2/15/09.....W.....5-4.....Tallahassee, FL
5/16/09.....L.....5-0.....Tallahassee, FL

FORDHAM **MSU leads 1-0**
2/16/08.....W.....6-5 (8).....Starkville, MS

FRESNO STATE **FSU leads 3-0**
2/11/00.....L.....4-2.....Phoenix, AZ
2/24/02.....L.....3-1.....Columbus, GA
3/14/10.....L.....11-3 (5).....Fresno, CA

GEORGE MASON **GMU leads 1-0**
3/16/84.....L.....13-8.....Tallahassee, FL

GEORGIA SOUTHERN **MSU leads 5-0**
3/24/98.....W.....7-1.....Starkville, MS
3/24/98.....W.....9-1 (5).....Starkville, MS
3/10/00.....W.....4-3.....Tampa, FL
3/8/01.....W.....3-2 (9).....Tampa, FL
3/5/05.....W.....7-4.....Marietta, GA

GEORGIA STATE **MSU leads 2-0**
3/15/85.....W.....17-1.....Starkville, MS
3/28/86.....W.....2-0.....Starkville, MS

GEORGIA TECH **MSU leads 8-2**
4/21/99.....W.....5-0.....Atlanta, GA
4/19/00.....W.....3-2.....Starkville, MS
4/19/01.....W.....3-2.....Atlanta, GA
4/19/01.....W.....4-1 (10).....Atlanta, GA
4/18/02.....W.....7-4.....Starkville, MS
4/18/02.....W.....3-0.....Starkville, MS
4/14/03.....L.....9-1 (5).....Atlanta, GA
4/14/03.....L.....5-3.....Atlanta, GA
5/8/04.....W.....10-2 (6).....Starkville, MS
5/8/04.....W.....1-0.....Starkville, MS

GEORGETOWN **MSU leads 3-0**
3/29/08.....W.....8-0 (5).....Starkville, MS
3/30/08.....W.....7-2.....Starkville, MS
3/13/10.....W.....7-6.....Fresno, CA

GRAMBLING **MSU leads 3-0**
3/29/85.....W.....11-2.....Columbus, MS
4/20/85.....W.....6-5.....Grambling, LA
4/20/85.....W.....11-1.....Grambling, LA

HAWAII **UH leads 3-1**
2/17/07.....L.....3-2.....Las Vegas, NV
5/16/08.....L.....9-7.....Tempe, AZ
5/17/08.....L.....7-4.....Tempe, AZ
3/6/09.....W.....14-11.....Honolulu, HI

HOFSTRA **MSU leads 2-1**
3/7/98.....W.....8-3.....Tampa, FL
3/5/99.....W.....4-1.....Tampa, FL
2/26/10.....L.....2-1.....Columbus, GA

HOUSTON **UH leads 1-0**
2/27/04.....L.....3-1.....Houston, TX

IDAHO STATE **ISU leads 1-0**
3/27/82.....L.....8-0.....Bartlesville, OK

ILLINOIS CENTRAL JC **MSU leads 1-0**
4/13/85.....W.....5-3.....Owensboro, KY

ILLINOIS-CHICAGO **MSU leads 2-0**
3/11/00.....W.....4-2.....Tampa, FL
2/22/03.....W.....4-1.....Las Cruces, NM

ILLINOIS STATE **Series tied 1-1**
4/15/83.....L.....2-0.....Ruston, LA
2/28/10.....W.....9-3.....Columbus, GA

INDIANA STATE **MSU leads 1-0**
3/6/07.....W.....2-1.....Starkville, MS

IONA **MSU leads 1-0**
2/7/09.....W.....10-0 (5).....Starkville, MS

IOWA **UI leads 2-1**
4/3/82.....L.....6-1.....Springfield, MO
3/5/98.....L.....4-2.....Tampa, FL
5/20/04.....W.....2-1 (8).....Lincoln, NE

IOWA STATE **ISU leads 2-1**
3/26/82.....L.....12-1.....Bartlesville, OK
2/9/07.....W.....9-3.....Starkville, MS
2/10/07.....L.....8-3.....Starkville, MS

IUPUI-FORT WAYNE **MSU leads 1-0**
2/22/03.....W.....5-1.....Las Cruces, NM

JACKSON ST. **MSU leads 4-0**
2/7/04.....W.....25-2 (5).....Starkville, MS
2/8/04.....W.....18-3 (5).....Starkville, MS
4/9/09.....W.....9-0 (5).....Starkville, MS
4/9/09.....W.....3-0.....Starkville, MS

JACKSONVILLE **MSU leads 2-0**
2/10/06.....W.....8-0 (5).....Tampa, FL
2/11/06.....W.....8-0 (5).....Tampa, FL

JACKSONVILLE STATE **MSU leads 6-3**
2/20/98.....W.....3-0.....Starkville, MS
2/27/99.....L.....6-3.....Starkville, MS
2/27/99.....W.....4-0.....Starkville, MS
3/12/99.....L.....7-6 (8).....Chattanooga, TN
3/15/00.....W.....6-0.....Starkville, MS
3/15/00.....W.....5-1.....Starkville, MS
4/25/01.....W.....3-2.....Jacksonville, AL
4/24/02.....W.....10-1 (5).....Starkville, MS
2/16/03.....L.....9-1 (6).....Oxford, MS

KANSAS **KU leads 2-0**
4/3/82.....L.....9-1.....Springfield, MO
3/3/02.....L.....4-3.....Tallahassee, FL

KENNESAW STATE **Series tied 1-1**
2/10/07.....W.....6-0.....Starkville, MS
2/6/09.....L.....4-0.....Starkville, MS

Non-Conference History



KENT STATE **KSU leads 2-0**
3/12/82..... L10-3 Baton Rouge, LA
3/12/82..... L9-8 Baton Rouge, LA

KENTUCKY WESLEYAN **MSU leads 6-0**
4/14/84..... W4-3 Owensboro, KY
3/9/85..... W8-5 Starkville, MS
3/9/85..... W7-2 Starkville, MS
4/12/85..... W4-2 Owensboro, KY
3/8/86..... W3-0 Starkville, MS
3/8/86..... W11-2 Starkville, MS

LINCOLN COLLEGE **MSU leads 1-0**
4/27/85..... W7-4 Cookeville, TN

LONG BEACH STATE **MSU leads 1-0**
3/11/06..... W13-2 Lakewood, CA

LOUISIANA-LAFAYETTE **ULL leads 10-3**
3/19/82..... W13-3 Starkville, MS
3/19/82..... L15-9 Starkville, MS
2/26/83..... L2-1 Lafayette, LA
2/26/83..... L6-1 Lafayette, LA
4/7/84..... L1-0 Starkville, MS
4/7/84..... L3-2 Starkville, MS
2/28/86..... L2-1 Thibodaux, LA
4/7/86..... W3-0 Lafayette, LA
4/7/86..... W5-1 Lafayette, LA
5/2/99..... L7-1 Starkville, MS
5/2/99..... L4-2 Starkville, MS
5/18/02..... L10-3 Lafayette, LA
2/12/05..... L7-2 Lafayette, LA

LOUISIANA-MONROE **MSU leads 12-6**
3/13/83..... L3-0 Starkville, MS
3/13/83..... W4-3 Starkville, MS
4/10/84..... L3-2 Monroe, LA
4/10/84..... L1-0 Monroe, LA
2/23/97..... L5-1 Monroe, LA
4/23/97..... L6-0 Starkville, MS
4/23/97..... W1-0 Starkville, MS
4/14/98..... W11-0 (6) Monroe, LA
4/14/98..... W7-5 Monroe, LA
4/15/99..... W9-1 (5) Starkville, MS
4/15/99..... W3-2 (9) Starkville, MS
4/11/00..... L2-1 Monroe, LA
4/11/00..... W3-2 Monroe, LA
2/20/01..... W2-1 (9) Starkville, MS
2/20/01..... W8-5 Starkville, MS
2/7/09..... W5-3 Starkville, MS
2/8/09..... W12-5 Starkville, MS
2/19/10..... W4-0 College Station, TX

LOUISIANA TECH **LTU leads 9-6**
4/23/83..... L4-0 Starkville, MS
4/23/83..... L9-0 Starkville, MS
3/10/84..... L4-0 Starkville, MS
3/10/84..... L9-1 Starkville, MS
4/19/85..... L3-0 Ruston, LA
4/19/85..... L5-2 Ruston, LA
4/12/86..... L2-1 Starkville, MS
4/12/86..... L1-0 Starkville, MS
4/25/97..... L5-2 Starkville, MS
4/25/97..... W3-2 (10) Starkville, MS
2/6/04..... W6-1 Starkville, MS
2/8/04..... W1-0 Starkville, MS
2/4/05..... W9-0 (5) Starkville, MS
2/6/05..... W9-7 Starkville, MS
3/10/08..... W5-2 Starkville, MS

LUTHER COLLEGE **Series tied 1-1**
3/23/84..... W3-2 Starkville, MS
3/23/84..... L6-4 Starkville, MS

MAINE **MSU leads 1-0**
3/23/85..... W7-0 Tallahassee, FL

MARYLAND **MSU leads 1-0**
2/27/10..... W5-4 Columbia, GA

MASSACHUSETTS **MSU leads 3-1**
3/4/00..... W7-0 Columbus, GA
3/11/00..... W4-1 Tampa, FL
3/02/08..... W3-2 Columbus, GA
2/26/10..... L7-6 (9) Columbus, GA

MCNEESE ST. **MSU leads 2-0**
3/25/97..... W3-2 Starkville, MS
2/12/05..... W5-0 Lafayette, LA

MERCER **MSU leads 2-0**
3/11/06..... W4-3 Lakewood, CA
2/24/08..... W5-3 Macon, GA

MIAMI (OHIO) **MSU leads 2-0**
2/21/03..... W5-2 Las Cruces, NM
2/14/09..... W3-0 Tallahassee, FL

MICHIGAN **UM leads 6-1**
3/7/98..... L2-1 (8) Tampa, FL
3/5/99..... L9-3 Tampa, FL
3/7/99..... L4-3 Tampa, FL
3/1/01..... L3-1 Starkville, MS
2/22/02..... W3-2 Columbus, GA
2/29/08..... L2-0 Columbus, GA
3/3/10..... L3-0 Starkville, MS

MICHIGAN STATE **Series tied 2-2**
3/22/84..... L11-3 Starkville, MS
3/22/84..... L6-1 Starkville, MS
3/7/99..... W4-2 Tampa, FL
3/9/01..... W6-2 Starkville, MS

MIDDLE TENN. STATE **MSU leads 3-1**
3/17/05..... W8-0 (5) Murfreesboro, TN
3/17/05..... L6-5 Murfreesboro, TN
3/28/06..... W9-3 Starkville, MS
3/28/06..... W13-1 (5) Starkville, MS

MISS. UNIV. FOR WOMEN **MSU leads 7-2**
3/16/85..... L10-1 Starkville, MS
3/30/85..... W5-0 Columbus, MS
4/9/85..... W7-1 Starkville, MS
4/9/85..... W7-2 Starkville, MS
4/12/85..... W3-2 Owensboro, KY
4/23/85..... L5-1 Columbus, MS
4/23/85..... W5-1 Columbus, MS
4/4/86..... W6-5 Starkville, MS
4/4/86..... W10-0 Starkville, MS

MISS. VALLEY ST. **MSU leads 17-1**
2/14/03..... W14-0 (5) Starkville, MS
2/21/04..... W12-0 (5) Starkville, MS
2/22/04..... W7-0 Starkville, MS
2/5/05..... W15-0 (5) Starkville, MS
2/6/05..... W8-0 (6) Starkville, MS
3/21/06..... W5-0 Starkville, MS
3/21/06..... W6-3 Starkville, MS
2/21/07..... W10-2 (5) Starkville, MS
4/18/07..... L3-5 Itta Bena, MS
2/13/08..... W10-0 (5) Starkville, MS
3/29/08..... W10-1 (5) Starkville, MS
3/30/08..... W12-0 (5) Starkville, MS
2/25/09..... W10-4 Itta Bena, MS
5/8/09..... W10-2 (5) Starkville, MS
5/8/09..... W4-1 Starkville, MS
3/6/10..... W11-1 Starkville, MS
3/24/10..... W9-6 Itta Bena, MS
4/7/10..... W9-1 Ridgeland, MS

MISSOURI **MU leads 2-0**
3/15/97..... L4-3 (8) San Jose, CA
2/21/98..... L7-4 (10) Starkville, MS

MONMOUTH **MSU leads 1-0**
3/11/03..... W9-1 (6) Conway, SC

MOUNT ST. MARY'S **MSU leads 1-0**
3/7/09..... W6-1 Honolulu, HI

NEBRASKA **NU leads 3-0**
2/7/03..... L7-5 Phoenix, AZ
5/16/03..... L8-0 (6) Lincoln, NE
2/24/07..... L6-7 (9) Columbus, GA

NEBRASKA-OMAHA **UNO leads 1-0**
3/26/82..... L8-0 Bartlesville, OK

NEW MEXICO **MSU leads 2-0**
3/14/97..... W4-0 San Jose, CA
3/15/97..... W7-2 San Jose, CA

NEW MEXICO STATE **MSU leads 3-0**
2/12/99..... W4-2 Phoenix, AZ
3/6/99..... W7-0 Tampa, FL
2/9/02..... W7-6 (8) Phoenix, AZ

NEVADA **MSU leads 1-0**
2/21/03..... W7-0 Las Cruces, NM

NICHOLLS ST. **NSU leads 7-2**
4/9/83..... L4-2 Starkville, MS
4/9/83..... L4-2 Starkville, MS
4/25/84..... L7-3 Thibodaux, LA
4/25/84..... L13-8 Thibodaux, LA
3/22/85..... L3-2 (9) Tallahassee, FL
4/2/85..... W3-2 Starkville, MS
4/2/85..... L5-3 Starkville, MS
2/21/97..... L6-0 Monroe, LA
3/8/02..... W8-0 (5) Plant City, FL

NORTH CAROLINA **MSU leads 2-1**
3/9/00..... W6-0 Tampa, FL
3/8/02..... W8-3 Plant City, FL
2/25/07..... L4-8 Columbus, GA

NORTH CAROLINA ST. **Series tied 2-2**
2/4/05..... L2-1 Starkville, MS
2/5/05..... W5-1 Starkville, MS
2/29/08..... W4-0 Columbus, GA
2/27/10..... L4-3 Columbus, GA

NE MISSOURI STATE **NEMS leads 1-0**
4/2/82..... L3-2 Springfield, MO

NORTHERN ILLINOIS **NIU leads 1-0**
2/23/97..... L2-1 Monroe, LA

NORTHWESTERN ST. **MSU leads 8-3**
3/3/84..... W2-1 Natchitoches, LA
3/3/84..... L7-3 Natchitoches, LA
2/14/98..... L3-1 Starkville, MS
2/14/98..... W3-1 Starkville, MS
2/15/98..... W5-0 Starkville, MS
2/6/99..... L1-0 Natchitoches, LA
2/6/99..... W3-1 Natchitoches, LA
2/19/99..... W6-1 Starkville, MS
2/18/00..... W3-2 Starkville, MS
5/16/02..... W9-6 Lafayette, LA
2/24/06..... W5-2 Starkville, MS

NORTH TEXAS **MSU leads 1-0**
4/19/86..... W6-3 Arlington, TX

NOTRE DAME **ND leads 1-0**
3/15/97..... L8-3 San Jose, CA

OAKLAND **MSU leads 2-0**
2/27/02..... W5-0 Starkville, MS
2/27/02..... W10-1 (5) Starkville, MS

OHIO STATE **OSU leads 3-1**
3/23/85..... L3-2 Tallahassee, FL
3/21/86..... W3-2 Tallahassee, FL
3/6/05..... L11-0 (5) Marietta, GA
2/27/09..... L7-0 Columbus, GA

OKLAHOMA **OU leads 2-0**
4/16/83..... L4-0 Ruston, LA
3/3/00..... L12-4 (6) Columbus, GA

OKLAHOMA CITY **OKC leads 1-0**
4/19/86..... L3-2 Arlington, TX

OKLAHOMA STATE **OSU leads 3-0**
3/25/82..... L2-0 Bartlesville, OK
4/2/82..... L9-1 Springfield, MO
2/14/04..... L3-2 San Diego, CA

OREGON **MSU leads 1-0**
2/08/08..... W3-0 Palm Springs, CA

OREGON STATE **OSU leads 4-2**
2/9/01..... L3-0 Corpus Christi, TX
2/10/01..... L1-0 (8) Corpus Chr, TX
2/27/05..... L6-5 Palm Springs, CA
3/6/09..... L2-0 Honolulu, HI
2/20/10..... W13-3 College Station, TX
2/21/10..... W6-5 (8) College Station, TX

PACIFIC **UP leads 2-1**
2/26/05..... L5-4 Palm Springs, CA
5/18/07..... W7-1 Tucson, AZ
5/19/07..... L10-12 Tucson, AZ

PENN STATE **PSU leads 2-1**
3/9/00..... W2-0 Tampa, FL
2/24/01..... L8-3 Las Vegas, NV
2/24/01..... L6-5 Las Vegas, NV

PITTSBURGH **Series tied 1-1**
3/2/03..... W5-4 (8) Tallahassee, FL
2/27/04..... L3-2 Houston, TX

PURDUE **MSU leads 3-0**
2/9/07..... W6-5 Starkville, MS
2/11/07..... W8-1 Starkville, MS
2/13/09..... W4-3 Tallahassee, FL

RADFORD **RU leads 1-0**
3/8/09..... L3-1 Honolulu, HI

RHODE ISLAND **URI leads 1-0**
3/16/83..... L9-5 Columbia, SC

RUTGERS **MSU leads 1-0**
2/20/09..... W6-0 Starkville, MS

SAINT MARY'S (NE) **Series tied 1-1**
3/29/86..... W11-1 Starkville, MS
3/14/97..... L2-1 San Jose, CA

SAMFORD **MSU leads 12-2**
2/26/97..... W4-0 Starkville, MS
2/26/97..... W4-0 Starkville, MS
3/20/97..... W6-1 Birmingham, AL
3/20/97..... W7-1 Birmingham, AL
4/21/98..... W3-2 (10) Starkville, MS
4/21/98..... W5-0 Starkville, MS
4/29/99..... W4-0 Starkville, MS
4/29/99..... W4-1 Starkville, MS
4/25/00..... L2-0 Starkville, MS
2/16/03..... W15-4 (5) Oxford, MS
3/1/06..... W9-1 (6) Starkville, MS
3/1/06..... W3-1 Starkville, MS
3/7/07..... W7-0 Starkville, MS
4/4/07..... L3-0 Birmingham, AL

SAN DIEGO STATE **SDSU leads 2-1**
2/13/04..... L5-3 San Diego, CA
2/15/04..... L2-1 (8) San Diego, CA
2/09/08..... W8-0 (6) Palm Springs, CA

SANTA CLARA **MSU leads 1-0**
3/5/09..... W11-3 Honolulu, HI

SETON HALL **MSU leads 1-0**
2/23/07..... W23-0 (5) Columbus, GA

SIENA **MSU leads 2-0**
3/14/98..... W2-0 Starkville, MS
3/14/98..... W6-0 Starkville, MS



Non-Conference History

SOUTH ALABAMA.....MSU leads 1-0

4/8/09.....W.....5-2.....Starkville, MS

SOUTH FLORIDA.....Series tied 2-2

3/6/98.....L.....1-0.....Tampa, FL

3/10/00.....L.....4-2.....Tampa, FL

2/11/06.....W.....2-0.....Tampa, FL

2/12/06.....W.....4-2.....Tampa, FL

SOUTHERN ILLINOIS.....MSU leads 4-2

2/17/01.....L.....3-2.....Starkville, MS

2/15/02.....L.....2-0.....Starkville, MS

2/16/02.....W.....5-3.....Starkville, MS

2/17/06.....W.....2-0.....Starkville, MS

2/15/08.....W.....7-3.....Starkville, MS

2/17/08.....W.....4-3.....Starkville, MS

SIU-EDWARDSVILLE.....MSU leads 2-0

2/21/09.....W.....3-0.....Starkville, MS

2/22/09.....W.....2-0.....Starkville, MS

SOUTHERN MISS.....MSU leads 29-11

3/22/83.....W.....3-0.....Starkville, MS

3/22/83.....W.....4-3.....Starkville, MS

4/12/83.....W.....3-0.....Hattiesburg, MS

4/12/83.....W.....5-4.....Hattiesburg, MS

4/3/84.....W.....7-6.....Hattiesburg, MS

4/3/84.....W.....3-2.....Starkville, MS

4/17/84.....W.....4-1.....Starkville, MS

4/17/84.....W.....5-0.....Starkville, MS

3/19/85.....L.....5-3 (8).....Starkville, MS

3/19/85.....L.....5-4 (9).....Starkville, MS

3/29/85.....W.....4-0.....Columbus, MS

4/4/85.....W.....6-1.....Hattiesburg, MS

4/4/85.....W.....9-1.....Hattiesburg, MS

3/25/86.....W.....5-4.....Hattiesburg, MS

3/25/86.....W.....3-1.....Hattiesburg, MS

3/28/86.....W.....4-2.....Starkville, MS

4/23/86.....W.....3-2.....Starkville, MS

4/23/86.....W.....5-1.....Starkville, MS

3/12/99.....L.....4-0.....Chattanooga, TN

4/5/00.....L.....2-0.....Starkville, MS

4/5/00.....W.....2-1.....Starkville, MS

4/5/01.....L.....2-1.....Starkville, MS

4/5/01.....W.....9-6.....Starkville, MS

2/16/02.....L.....7-2.....Starkville, MS

4/3/02.....W.....6-2.....Hattiesburg, MS

4/3/02.....L.....3-0.....Hattiesburg, MS

2/4/03.....W.....3-1.....Starkville, MS

4/3/03.....L.....8-5.....Madison, MS

3/24/04.....L.....6-0.....Hattiesburg, MS

4/6/04.....W.....6-3.....Ridgeland, MS

3/2/05.....W.....9-0 (6).....Starkville, MS

4/7/05.....W.....5-2.....Hattiesburg, MS

3/7/06.....L.....2-0.....Starkville, MS

3/30/06.....W.....8-0 (5).....Hattiesburg, MS

4/12/07.....W.....9-2.....Starkville, MS

4/24/07.....W.....10-6.....Hattiesburg, MS

3/18/08.....W.....9-0 (5).....Hattiesburg, MS

4/23/08.....W.....5-2.....Starkville, MS

2/11/09.....L.....7-3.....Starkville, MS

3/17/10.....W.....14-4.....Hattiesburg, MS

SE MISSOURI STATE.....MSU leads 2-1

4/3/84.....L.....2-0.....Owensboro, KY

2/24/06.....W.....5-2.....Starkville, MS

2/26/06.....W.....3-0.....Starkville, MS

SOUTHERN.....MSU leads 1-0

3/31/10.....W.....4-1.....Starkville, MS

SW MISSOURI STATE.....SMS leads 3-1

3/20/85.....L.....1-0.....Starkville, MS

3/20/85.....W.....4-2.....Starkville, MS

3/7/86.....L.....2-0.....Starkville, MS

3/7/86.....L.....10-3.....Starkville, MS

STANFORD.....Series tied 1-1

3/3/00.....W.....2-1 (9).....Columbus, GA

3/9/02.....L.....7-0.....Plant City, FL

SAINT FRANCIS (PA).....SFU leads 1-0

3/4/05.....W.....7-0.....Marietta, GA

STEPHEN F. AUSTIN.....Series tied 1-1

3/11/82.....L.....10-0.....Baton Rouge, LA

3/13/10.....W.....8-0.....Starkville, MS

3/14/10.....W.....5-0.....Starkville, MS

STONY BROOK.....MSU leads 1-0

5/17/08.....W.....8-3.....Tempe, AZ

SYRACUSE.....MSU leads 4-0

2/28/03.....W.....4-1.....Tallahassee, FL

3/2/03.....W.....3-2.....Tallahassee, FL

3/10/06.....W.....2-1.....Lakewood, CA

3/01/08.....W.....8-2.....Columbus, GA

TEMPLE.....MSU leads 2-0

3/10/01.....W.....3-0.....Starkville, MS

3/9/02.....W.....6-0.....Plant City, FL

TENNESSEE-MARTIN.....MSU leads 2-0

2/21/97.....W.....4-1.....Monroe, LA

3/3/07.....W.....6-5 (9).....Chattanooga, TN

TENNESSEE STATE.....MSU leads 2-0

3/1/97.....W.....9-0 (5).....Troy, AL

3/2/97.....W.....12-1 (6).....Troy, AL

TENNESSEE TECH.....MSU leads 7-1

3/16/85.....W.....25-3.....Starkville, MS

4/26/85.....W.....11-2.....Cookeville, TN

2/26/00.....W.....7-4.....Starkville, MS

2/26/00.....W.....5-0.....Starkville, MS

2/18/01.....W.....1-0 (8).....Starkville, MS

2/19/06.....W.....7-1.....Starkville, MS

2/24/07.....W.....10-1 (6).....Columbus, GA

3/2/07.....L.....9-4.....Chattanooga, TN

TEXAS.....UT leads 3-0

3/1/02.....L.....1-0 (14).....Tallahassee, FL

5/21/05.....L.....2-0.....Austin, TX

5/22/05.....L.....2-0.....Austin, TX

TEXAS A&M.....Texas A&M leads 3-2

2/28/86.....L.....6-0.....Thibodaux, LA

2/11/00.....W.....3-2.....Phoenix, AZ

2/9/03.....W.....5-2.....Phoenix, AZ

2/19/10.....L.....9-0 (5).....College Station, TX

2/20/10.....L.....13-4 (5).....College Station, TX

TEXAS A&M-CC.....MSU leads 3-0

2/9/01.....W.....8-0 (5).....Corpus Christi, TX

5/20/05.....W.....1-0.....Austin, TX

5/21/05.....W.....2-1 (8).....Austin, TX

TEXAS-ARLINGTON.....UTA leads 2-0

4/15/83.....L.....7-2.....Ruston, LA

4/18/86.....L.....3-2.....Arlington, TX

TEXAS STATE.....MSU leads 3-1

3/1/86.....W.....5-3.....Thibodaux, LA

2/10/01.....W.....4-2.....Corpus Christi, TX

2/11/01.....L.....5-0.....Corpus Christi, TX

2/8/02.....W.....8-1.....Phoenix, AZ

TEXAS TECH.....Series tied 1-1

3/9/01.....L.....1-0.....Starkville, MS

2/8/02.....W.....12-4 (5).....Phoenix, AZ

TOLEDO.....Series tied 1-1

3/1/86.....L.....2-0.....Thibodaux, LA

3/2/07.....W.....3-2.....Chattanooga, TN

TRENTON.....UT leads 1-0

3/16/83.....L.....5-0.....Columbia, SC

TROY.....MSU leads 6-0

3/1/97.....W.....3-2.....Troy, AL

3/2/97.....W.....1-0.....Troy, AL

2/19/06.....W.....3-0.....Starkville, MS

3/5/05.....W.....12-6.....Marietta, GA

3/5/10.....W.....8-0.....Starkville, MS

3/7/10.....W.....4-3.....Starkville, MS

TULSA.....MSU leads 3-1

2/22/97.....L.....1-0.....Monroe, LA

2/23/97.....W.....7-2.....Monroe, LA

2/18/05.....W.....5-0.....Starkville, MS

2/19/05.....W.....4-2.....Starkville, MS

UC RIVERSIDE.....MSU leads 1-0

2/09/08.....W.....8-0 (5).....Palm Springs, CA

UC SANTA BARBARA.....UCSB 3-1

2/28/98.....L.....13-9 (9).....Santa Barbara, CA

2/13/04.....W.....6-3.....San Diego, CA

2/14/04.....L.....5-2.....San Diego, CA

3/01/08.....L.....5-2 (8).....Columbus, GA

UAB.....MSU leads 12-1

3/22/00.....W.....4-1.....Starkville, MS

2/12/03.....W.....2-0.....Birmingham, AL

4/22/03.....L.....3-0.....Starkville, MS

4/27/04.....W.....11-3 (6).....Birmingham, AL

4/28/04.....W.....7-0.....Starkville, MS

3/8/05.....W.....8-3.....Birmingham, AL

4/12/05.....W.....11-1 (5).....Starkville, MS

3/20/07.....W.....5-0.....Birmingham, AL

4/17/07.....W.....4-1.....Starkville, MS

3/04/08.....W.....7-0.....Starkville, MS

3/24/09.....W.....9-7.....Birmingham, AL

2/13/10.....W.....4-0.....Starkville, MS

2/14/10.....W.....6-2.....Starkville, MS

UCLA.....UCLA leads 3-0

2/12/99.....L.....5-0.....Phoenix, AZ

3/10/06.....L.....2-0.....Lakewood, CA

3/12/06.....L.....3-0.....Lakewood, CA

UNLV.....UNLV leads 2-1

2/13/99.....W.....9-1 (5).....Phoenix, AZ

2/23/01.....L.....3-2.....Las Vegas, NV

2/23/01.....L.....2-0.....Las Vegas, NV

UTAH.....Utah leads 4-2

3/25/82.....L.....9-0.....Bartlesville, OK

2/12/00.....L.....8-6 (9).....Phoenix, AZ

5/19/00.....W.....11-3 (6).....Seattle, WA

5/20/00.....L.....4-1.....Seattle, WA

3/8/01.....L.....3-2.....Tampa, FL

2/26/05.....W.....10-3.....Palm Springs, CA

UTAH STATE.....MSU leads 3-0

2/13/99.....W.....7-2.....Phoenix, AZ

2/13/00.....W.....5-4.....Phoenix, AZ

2/17/07.....W.....6-3.....Las Vegas, NV

VILLANOVA.....MSU leads 1-0

2/28/04.....W.....3-1.....Houston, TX

VIRGINIA.....MSU leads 1-0

2/29/04.....W.....5-0.....Houston, TX

VIRGINIA TECH.....VT leads 1-0

3/5/05.....L.....4-3.....Marietta, GA

WASHINGTON.....UW leads 3-1

5/20/00.....L.....4-1.....Seattle, WA

5/16/03.....L.....8-0 (6).....Lincoln, NE

3/3/06.....W.....3-0.....Waco, TX

3/4/06.....L.....8-1.....Waco, TX

WEST FLORIDA.....MSU leads 1-0

3/20/86.....W.....4-0.....Tallahassee, FL

VS. CONFERENCES

America East	3-0
Atlantic 10	6-2
Atlantic Coast	19-12
Atlantic Sun	20-5
Big 12	4-23
Big East	11-3
Big South	9-2
Big 10	10-15
Big West	8-9
Colonial Athletic Association	3-2
Conference USA	42-14
Horizon	6-0
Independents	3-1
Metro-Atlantic Athletic	3-0
Mid-American	7-6
Mid-Continent	3-3
Mid-Eastern Athletic	4-2
Missouri Valley	13-8
Mountain West	10-10
Northeast	4-0
Ohio Valley	39-8
Pacific-10	9-18
Southeastern	191-250
SEC West	93-147
SEC East	97-104
Southern	12-1
Southland	28-20
Southwestern Athletic	31-1
Sun Belt	17-13
Western Athletic	11-16
West Coast	1-0

Division II.....	15-2
Lone Star.....	1-0
Gulf South.....	8-0
North Central Intercollegiate Athletic.....	0-1
Great Lakes Valley.....	6-0
Mid-America Intercollegiate Athletics.....	0-1

Division III.....	2-3
Conference of Illinois/Wisconsin.....	1-1
Little East.....	0-1
Iowa Intercollegiate Athletic.....	1-1

NAIA.....	0-1
Sooner Athletic	0-1

Schools That No Longer Sponsor13-3

WEST GEORGIA.....MSU leads 2-0

3/15/85.....W.....12-0.....Starkville, MS

3/30/85.....W.....14-2.....Columbus, MS

WESTERN ILLINOIS.....WU leads 3-0

3/19/84.....L.....8-7 (8).....Starkville, MS

3/19/84.....L.....1-0 (10).....Starkville, MS

3/23/85.....L.....5-3.....Tallahassee, FL

WESTERN KENTUCKY.....WKU leads 2-1

2/10/06.....W.....3-1.....Tampa, FL

2/23/08.....L.....2-1.....Macon, GA

2/24/08.....L.....4-2.....Macon, GA

WESTERN MICHIGAN.....MSU leads 1-0

3/6/98.....W.....5-1.....Tampa, FL

WILLIAM WOODS.....WWU leads 1-0

4/13/84.....L.....1-0.....Owensboro, KY

WINTHROP.....MSU leads 2-0

2/18/00.....W.....9-3.....Starkville, MS

A

Akins, Susan (1983)
RHP, #34, Memphis, Tenn.

Anderson, Autumn (1998-99)
RHP, #20, Farmington, N.M.

B

Bailey, Jessie (2007-10)
INF, #6, Lithonia, Ga.

Bailey, Sammie Jo (2006-09)
1B, #34, Lithonia, Ga.

Bainbridge, Ali (2008-10)
2B, #1, Vestavia Hills, Ala.

Bateman, Megan (2007-08)
C, #11, Brookhaven, Miss.

Baxstrum, Lynn (1982)
2B, #41, Philadelphia, Miss.

Becker, Stephanie (2010)
LHP, #11, Aurora, Ill.

Bell, Brittany (2008-10)
OF, #13, Brandon, Fla.

Benardo, Ariana (1997-98)
2B, #4, Torrance, Calif.

Best, Brooke (2000-03)
2B, #3, Ooltewah, Tenn.

Blake, Ragan (2005-06)
RHP, #11, Sugar Land, Texas

Bonar, Vicki (1984-85)
RHP, #5, Royal Oak, Mich.

Boyce, Nakita (2005-08)
OF, #7, Springfield, Mo.

Bramlett, Chelsea (2007-10)
C, #18, Cordova, Tenn.

Brown, Blaire (2001-04)
C, #34, Yucaipa, Calif.

Burcham, Tina (1983)
OF, #30, Florence, Ala.

Bures, Courtney (2005-08)
INF, #3, Haymarket, Va.

Bushby, Chris (1997-2000)
OF, #18, Starkville, Miss.

C

Calvert, Kayla (1999)
RHP, #19, Lafayette, Ind.

Clark, Julie (1984)
1B, #8, Baton Rouge, La.

Clark, Tracy (1997-99)
OF, #26, Valencia, Calif.

Comeaux, Stephanie (2004-07)
RHP, #1, Lucedale, Miss.

Cooley, Jessica (2010)
INF/OF, #2, Birmingham, Ala.

Cooley, Katie (2004-07)
C/OF, #17, Birmingham, Ala.

D

Dabbs, Stacey (1984-85)
OF, #9, Baton Rouge, La.

Davis, Kim (1985-86)
RHP, #18, Monroe, La.

Delaneuville, Summer (2003)
RHP, #8, LaPlace, La.

DeNomie, Janice (1982-84)
RHP, #41, Memphis, Tenn.

Dunlap, Lindsey (2009-10)
LHP, #32, Hueytown, Ala.

E

Ellwood, Susan (1985)
C/3B, #13, Baton Rouge, La.

F

Feldt, Shawna (1998)
UTL, #3, Vancouver, Wash.

Fisher, Shelby (2010)
1B, #14, Scottsdale, Ariz.

Flesher, Misty (2008, 2010)
RHP, #17, Lone Grove, Okla.

Frank, Courtney (2000, 03)
RHP, #16, Kent, Wash.

Futch, Karen (1983-84)
1B, #44, Titusville, Fla.

G

Gates, Brittany (2009-10)
OF, #4, Houston, Miss.

Gates, Michelle (1997-2000)
RHP/3B, #7, Chowchilla, Calif.

Gentry, Pam (1986)
C, #14, Monroe, La.

Goldsmith, Connie (1999)
OF, #34, Starkville, Miss.

Goodwin, Robynn (2000)
C, #72, Starkville, Miss.

Gregory, Rhonda (1982)
OF, #32, Pontotoc, Miss.

Gregory, Vickie (1982)
OF, #42, Pontotoc, Miss.

Gresham, Stacy (1986)
1B, #44, Florence, Ala.

Guess, Hayle (2004, 2006-08)
UTL, #21, Moss Point, Miss.

H

Hartnett, Meg (1983-86)
SS, #20, Germantown, Tenn.

Hehnke, Jenny (1997-2000)
2B, #1, Santa Barbara, Calif.

Helms, Jemmye Ann (1997)
OF, #3, Mathiston, Miss./East Webster

Henry, Nichole (1997-2000)
C/1B, #11, Whitwell, Tenn.

Heon, Allie (2009-10)
INF/OF, #10, Leesburg, Va.

Herbert, Missy (1984-85)
INF, #21, Memphis, Tenn.

Hewett, Blair (2004-07)
C, #5, St. Matthews, S.C.

Hooper, Sharon (1984-86)
RHP, #7, Gresham, La.

Hickerson, Sara (2004-07)
RHP, #32, Nashville, Tenn.

Hunley, Lindsay (2005-08)
INF, #15, Aurora, Ill.

Hurley, Rachel (2006-07)
OF, #10, Brandon, Miss.

I

Ingram, Julia (1982-84)
OF, #24, Tupelo, Miss.

J

Jaspers, Kate (2001-04)
1B/OF, #28, Prescott, Ariz.

Jennings, Sherri (1985-86)
OF, #10, Pensacola, Fla.

Jessup, Jennifer (2001-03)
SS, #25, East Dublin, Ga.

Johnson, Dani (1997)
C, #24, Tucson, Ariz.

Johnson, Katie (2004-07)
INF, #13, Birmingham, Ala.

Jones, Donna (1983)
2B, #15, Kosciusko, Miss.

Judd, Alicia (1997-98)
RHP, #25, St. Louis, Mo.

Juedemann, Aimee (1997-98)
OF, #8, St. Louis, Mo.

K

Kimbrough, Kendell (1997-2000)
OF, #22, Saltillo, Miss.

Kinney, Michelle (2005-07)
UTL, #8, Memphis, Tenn.

L

Lott, Anna Joyce (1998-2001)
OF, #10, Greenwood, Miss.

M

Mabry, Stacy (2006)
OF, #6, Liberty, Miss.

Massey, Melissa (2002-05)
RHP, #2, Fayetteville, Tenn.

Mathews, Lezlie (1986)
C, #21, Baton Rouge, La.

Matzenger, Mary Lee (1982)
OF, #17, Mobile, Ala.

McCain, Cindy (1985-86)
2B, #42, Pope, Miss.

McCallum, Keri (1997-2000)
C/OF, #14, Port Orchard, Wash.

McCloud, Gina (2006-08)
3B, #44, Monticello, Miss.

McDonald, Tanelda (2002-2005)
3B, #24, Madison, Miss.

McFarling, Keri (2004)
OF, #10, Amory, Miss.

McMichael, Iyhia (2001-04)
OF, #12, Nacogdoches, Texas

McWatters, Bonnie (1984-86)
OF, #15, Lake Park, Fla.

Mellert, Kristie (1983)
3B, #22, Hope Hull, Ala.

Meyer, Allison (2005)
INF, #9, Laurel, Miss.

Miller, Kelli (2004-07)
RHP, #33, Colorado Springs, Colo.

Miller, Rhonda Ann (1984)
RHP, #10, Chalmette, La.

Minor, Christene (1982-83)
2B, #33, Starkville, Miss.

Moore, Courtney (2009)
INF/OF, #21, El Sobrante, Calif.

Moore, Sherry (1982)
1B, #25, Noxapater, Miss.

Morgan, Melanie (1983-86)
OF, #42, Memphis, Tenn.

Moschetti, Nicole (2000)
3B, #16, West Palm Beach, Fla.

Mosley, Amy (2001-02)
C, #11, Quitman, Miss.

N

Nelson, Jennifer (2000-03)
RHP/OF, #9, Weatherford, Texas

Nelson, Lindsay (2001-04)
2B, #6, Orange Park, Fla.

Nesbit, Courtney (2008-10)
INF, #25, Acworth, Ga.

Nesbit, Erin (2010)
INF, #5, Acworth, Ga.

Nurnberg, Kelsey (2007-09)
RHP, #9, Ankeny, Iowa

O

O'Nan, Meagan (2003-04)
OF, #15, Starkville, Miss.

Osborn, Cindy (1983)
OF, #23, Olive Branch, Miss.

Owens, Stephanie (2003)
RHP, #33, Easley, S.C.

P

Patterson, Tyeha (2002)
OF, #29, Pascagoula, Miss.

Pendley, Connie (1985-86)
3B, #22, Birmingham, Ala.

Perrault, Tina (1984)
C, #13, Baton Rouge, La.

Pedroli, Maryann (1997)
OF, #19, Germantown, Tenn.

Pippins, Cathy (1986)
RHP, #31, West Monroe, La.

Pursell, Jennifer (2000-01)
RHP, #15, Rancho Cucamonga, Calif.

R

Raines, Chelsea (2010)
C/INF, #15, Ackerman, Miss.

Reese, Laura Leigh (2006-07)
C, #24, Clinton, Miss.

Richards, Becca (2000)
OF, #26, Eugene, Ore.

Rider, Karrie (1997-2000)
SS, #23, Camas, Wash.

Riner, June (1983)
UTL, #25, East Coweta, Ga.

Robinson, Faith (2002)
3B, #26, Bolton, Miss.

Rovtar, Chrissie (2010)
INF, #44, West Chicago, Ill.

S

Schlagheck, Robyn (1999-2001)
C, #8, Huntsville, Ala.

Shipley, Karen (1984-85)
C, #12, Winterhaven, Fla.

Seibert, Laurie (2007-09)
INF, #16, Sugar Grove, Ill.

Smith, Cheri (1998-2001)
1B, #12, Phoenix, Ariz.

Smith, Jamie (1998-99)
OF, #9, Phoenix, Ariz.

Smith, Ka'ili (2009-10)
INF/OF, #7, Kapolei, Hawaii

Spain, Jessie (2008-10)
INF/OF, #8, Birmingham, Ala.

T

Tegarden, Susan (1983)
C, #43, St. Petersburg, Fla.

Tillman, Krystal (2001-03)
OF, #7, Romoland, Calif.

V

Vry, Kylie (2010)
LHP, #3, Des Moines, Iowa

W

Walker, Irene (1985-86)
1B, #17, Pensacola, Fla.

Watkins, Brandi (2004)
OF, #29, Starkville, Miss.

Waterman, Jennifer (2001-04)
C/1B, #23, Kingwood, Texas

Watson, Kristie (1984)
3B, #14, Hope Hull, Ala.

White, Jan (1982)
1B, #32, Aberdeen, Miss.

Whitehead, Kasey (2000-02)
RHP/INF, #4, Roswell, Ga.

Wilkinson, Kellie (1999-2002)
LHP/UTL, #20, Jacksonville, Fla.

Williams, Callie (2003-06)
3B, #4, Katy, Texas

Woolven, Elizabeth (2008-10)
LHP, #12, Nettleton, Miss.

Wroten, Ashley (2006)
OF, #25, Terry, Miss.



STEPHANIE COMEAUX



HONORS & AWARDS

NATIONAL HONORS

USA National Teams

- 2010** Jay Miller
USA National Team Head Coach
Chelsea Bramlett
USA National Team
- 2009** Jay Miller
USA National Team Head Coach
Chelsea Bramlett
USA National Team
Courtney Bures
USA National Team
- 2006** Courtney Bures
USA World University Games
- 2005** Kellie Wilkerson
USA National Team
- 2003** Iyhia McMichael
USA Elite
Kellie Wilkerson
USA Elite
- 2002** Kellie Wilkerson
USA Elite
- 2001** Kellie Wilkerson
USA Blue
- 2000** Keri McCallum
USA Blue
Kellie Wilkerson
USA Junior World
- 1999** Keri McCallum
USA Blue
Michelle Gates
USA Red

NCAA Woman of the Year

- 2004** Kate Jaspers (State Winner)

Honda Award

- 2010** Chelsea Bramlett (Top Four Finalist)
2004 Iyhia McMichael (Top Four Finalist)

USA Softball Player of the Year

- 2010** Chelsea Bramlett (Top 10 Finalist)
2009 Chelsea Bramlett (Top 25 Finalist)
2008 Chelsea Bramlett (Top 25 Finalist)
2004 Iyhia McMichael (Top 3 Finalist)
2003 Iyhia McMichael (Top 10 Finalist)

NFCA adidas Golden Shoe Award

- 2010** Chelsea Bramlett (Division I)
2009 Chelsea Bramlett (Division I)

NFCA Catcher of the Year

- 2010** Chelsea Bramlett (Division I)
2009 Chelsea Bramlett (Division I)
2008 Chelsea Bramlett (Division I)
2000 Keri McCallum (Overall, Division I)

NFCA All-American

- 2010** Chelsea Bramlett (1st Team)
2009 Chelsea Bramlett (1st Team)
2008 Chelsea Bramlett (1st Team)
Courtney Bures (1st Team)
Chelsea Bramlett (1st Team)
2007 Courtney Bures (1st Team)
2005 Courtney Bures (1st Team)
2004 Iyhia McMichael (1st Team)
2003 Iyhia McMichael (1st Team)
2002 Kellie Wilkerson (2nd Team)
2001 Kellie Wilkerson (1st Team)
2000 Kellie Wilkerson (1st Team)
Keri McCallum (1st Team)
1999 Kellie Wilkerson (2nd Team)

EASTON All-American

- 2001** Kellie Wilkerson (1st Team)
Iyhia McMichael (2nd Team)
- 2000** Kellie Wilkerson (1st Team)
Keri McCallum (1st Team)
- 1999** Kellie Wilkerson (1st Team)
1998 Michelle Gates (2nd Team)
Jenny Hehnke (2nd Team)

NSCA All-American

- 2009** Chelsea Bramlett
2004 Meagan O'Nan

USA Softball

Player of the Week

- 2004** Iyhia McMichael (February 24)

NFCA Player of the Week

- 2004** Iyhia McMichael (February 25)
2003 Iyhia McMichael (April 1)

EASTON Player of the Month

- 1999** Keri McCallum (March)
Kellie Wilkerson (April)
Jenny Hehnke (May)
Cheri Smith (February)
Keri McCallum (March)
Autumn Anderson (April)
Jenny Hehnke (May)

ESPN The Magazine/CoSIDA

Academic All-American

- 2010** Chelsea Bramlett (1st Team)
2009 Chelsea Bramlett (2nd Team)
Sammie Jo Bailey (3rd Team)
Chelsea Bramlett (1st Team)
2004 Kate Jaspers (1st Team)
Iyhia McMichael (2nd Team)
- 2003** Kate Jaspers (2nd Team)
2000 Keri McCallum (1st Team)

ESPN The Magazine/CoSIDA

Academic Player of the Year

- 2010** Chelsea Bramlett
2004 Kate Jaspers

NFCA All-America Scholar-Athlete

- 2010** Jessie Bailey
Ali Bainbridge
Chelsea Bramlett
Shelby Fisher
Misty Flesher
Courtney Nesbit
Erin Nesbit
Chrissie Rovtar
Jessie Spain
Kylie Vry

- 2009** Jessie Bailey
Sammie Jo Bailey
Ali Bainbridge
Jessie Spain

- 2008** Jessie Bailey
Sammie Jo Bailey
Ali Bainbridge
Megan Bateman
Nakita Boyce
Chelsea Bramlett

- Lindsay Hunley
Gina McCloud
Courtney Nesbit
Jessie Spain
Jessie Bailey
Sammie Jo Bailey

- Chelsea Bramlett
Stephanie Comeaux
Lindsay Hunley
Katie Johnson
Michelle Kinney
Gina McCloud
Kelli Miller

- 2006** Sammie Jo Bailey
Hayle Guess
Sara Hickerson
Lindsay Hunley
Katie Johnson
Michelle Kinney
Gina McCloud
Kelli Miller

- 2005** Sammie Jo Bailey
Hayle Guess
Sara Hickerson
Lindsay Hunley
Katie Johnson
Michelle Kinney
Gina McCloud
Kelli Miller

- 2004** Sammie Jo Bailey
Hayle Guess
Sara Hickerson
Lindsay Hunley
Katie Johnson
Michelle Kinney
Gina McCloud
Kelli Miller

- 2003** Sammie Jo Bailey
Hayle Guess
Sara Hickerson
Lindsay Hunley
Katie Johnson
Michelle Kinney
Gina McCloud
Kelli Miller

- 2002** Sammie Jo Bailey
Hayle Guess
Sara Hickerson
Lindsay Hunley
Katie Johnson
Michelle Kinney
Gina McCloud
Kelli Miller

- 2001** Sammie Jo Bailey
Hayle Guess
Sara Hickerson
Lindsay Hunley
Katie Johnson
Michelle Kinney
Gina McCloud
Kelli Miller

- 2000** Sammie Jo Bailey
Hayle Guess
Sara Hickerson
Lindsay Hunley
Katie Johnson
Michelle Kinney
Gina McCloud
Kelli Miller

- 1999** Sammie Jo Bailey
Hayle Guess
Sara Hickerson
Lindsay Hunley
Katie Johnson
Michelle Kinney
Gina McCloud
Kelli Miller

- 1998** Sammie Jo Bailey
Hayle Guess
Sara Hickerson
Lindsay Hunley
Katie Johnson
Michelle Kinney
Gina McCloud
Kelli Miller

- 1997** Sammie Jo Bailey
Hayle Guess
Sara Hickerson
Lindsay Hunley
Katie Johnson
Michelle Kinney
Gina McCloud
Kelli Miller

- 1996** Sammie Jo Bailey
Hayle Guess
Sara Hickerson
Lindsay Hunley
Katie Johnson
Michelle Kinney
Gina McCloud
Kelli Miller

- 1995** Sammie Jo Bailey
Hayle Guess
Sara Hickerson
Lindsay Hunley
Katie Johnson
Michelle Kinney
Gina McCloud
Kelli Miller

- Jenny Hehnke
Anna Joyce Lott
Keri McCallum
Autumn Anderson
Tracy Clark
Jenny Hehnke
Alicia Judd
Kendell Kimbrough
Anna Joyce Lott
Keri McCallum
Karrie Rider
Jenny Hehnke

1998

1997

REGIONAL HONORS

NFCA All-Region

- 2010** Chelsea Bramlett (1st Team)
2009 Sammie Jo Bailey (1st Team)
Ali Bainbridge (1st Team)
Chelsea Bramlett (1st Team)
Ka'ili Smith (1st Team)
2008 Chelsea Bramlett (1st Team)
Courtney Bures (1st Team)
Hayle Guess (2nd Team)
2007 Chelsea Bramlett (1st Team)
Hayle Guess (2nd Team)
Courtney Bures (2nd Team)
2006 Courtney Bures (1st Team)
Jennifer Jessup (3rd Team)
2004 Iyhia McMichael (1st Team)
Jennifer Waterman (2nd Team)
Kate Jaspers (2nd Team)
- 2003** Iyhia McMichael (1st Team)
2002 Kellie Wilkerson (1st Team)
Iyhia McMichael (2nd Team)
2001 Kellie Wilkerson (1st Team)
2000 Kellie Wilkerson (1st Team)
Keri McCallum (1st Team)
Karrie Rider (2nd Team)
1999 Kellie Wilkerson (1st Team)
Michelle Gates (2nd Team)
1998 Autumn Anderson (2nd Team)
Michelle Gates (2nd Team)
1997 Keri McCallum (1st Team)

ESPN The Magazine/CoSIDA

Academic All-District

- 2010** Jessie Bailey (1st Team)
Chelsea Bramlett (1st Team)
2009 Sammie Jo Bailey (1st Team)
Chelsea Bramlett (1st Team)
Jessie Bailey (2nd Team)
Ali Bainbridge (2nd Team)
Jessie Bailey (2nd Team)
Sammie Jo Bailey (1st Team)
Chelsea Bramlett (1st Team)
Hayle Guess (1st Team)
2006 Kate Jaspers (1st Team)
2004 Iyhia McMichael (1st Team)
Meagan O'Nan (2nd Team)
2003 Kate Jaspers (1st Team)
Krystal Tillman (2nd Team)
2000 Keri McCallum (1st Team)
Jenny Hehnke (2nd Team)
1998 Keri McCallum (2nd Team)

CONFERENCE HONORS

Southeastern Conference

Softball Athlete of the Year

- 2004** Iyhia McMichael
2003 Iyhia McMichael

Southeastern Conference

Freshman of the Year

- 2007** Chelsea Bramlett
2005 Courtney Bures

Southeastern Conference

Scholar-Athlete of the Year

- 2004** Kate Jaspers (Co-Winner)

All-Southeastern Conference

- 2010** Chelsea Bramlett (1st Team)
Chelsea Bramlett (1st Team)
Ka'ili Smith (2nd Team)
2009 Chelsea Bramlett (1st Team)
Courtney Bures (1st Team)
Hayle Guess (2nd Team)
2008 Courtney Bures (1st Team)
Chelsea Bramlett (2nd Team)
Hayle Guess (2nd Team)
2007 Courtney Bures (1st Team)
Chelsea Bramlett (2nd Team)
Hayle Guess (2nd Team)
2006 Courtney Bures (1st Team)
Iyhia McMichael (1st Team)
Kate Jaspers (1st Team)
2005 Iyhia McMichael (1st Team)
Jennifer Nelson (2nd Team)
2004 Kellie Wilkerson (1st Team)
Iyhia McMichael (1st Team)

- 2001** Kellie Wilkerson (1st Team)
Iyhia McMichael (2nd Team)
- 2000** Keri McCallum (1st Team, Un.)
Kellie Wilkerson (1st Team)
Karrie Rider (2nd Team)
- 1999** Kellie Wilkerson (1st Team)
Michelle Gates (1st Team)
Keri McCallum (2nd Team)
- 1998** Michelle Gates (1st Team)
Keri McCallum (2nd Team)
- 1997** Keri McCallum (1st Team)
Karrie Rider (2nd Team)

Freshman All-SEC

- 2010** Jessica Cooley
2009 Ka'ili Smith
2008 Ali Bainbridge
2007 Jessie Bailey
Chelsea Bramlett
2005 Courtney Bures
2004 Hayle Guess

Southeastern Conference

Community Service Team

- 2010** Jessie Bailey
2009 Sammie Jo Bailey
2008 Hayle Guess
2007 Hayle Guess
2006 Callye Williams
2005 Callye Williams
2004 Meagan O'Nan

Southeastern Conference

Player of the Week

- 2010** Kylie Vry Feb. 15, Fr.
Chelsea Bramlett Mar. 1, Plyr.
Erin Nesbit Apr. 26, Fr.
Ka'ili Smith Mar. 9; Fr.
Ali Bainbridge Mar. 30; Plyr.
Lindsey Dunlap Mar. 30; Fr.
Lindsey Dunlap Apr. 20; Fr.
Ka'ili Smith May 4; Fr.
Chelsea Bramlett Feb. 11; Plyr.
Misty Flesher Feb. 18; Fr.
Courtney Nesbit Mar. 24; Fr.
Misty Flesher Apr. 14; Fr.
Brittany Bell Apr. 21; Fr.
Chelsea Bramlett Apr. 3; Fr.
Chelsea Bramlett April 10; Fr.
Sammie Jo Bailey April 24, Plyr.
2008 Stephanie Comeaux Mar. 7; Pitch.
Sammie Jo Bailey May 8; Fr.
Courtney Bures Feb. 7
Iyhia McMichael Feb. 23
Kate Jaspers Apr. 12
Kelli Miller May 11; Pitch.
2003 Melissa Massey Feb. 24; Pitch.
Iyhia McMichael Mar. 31
Kasey Whitehead Feb. 12; Pitch.
2002 Kellie Wilkerson May 6
Iyhia McMichael Mar. 26
Jennifer Pursell Apr. 2; Pitch.
2001 Kellie Wilkerson Feb. 21
Karrie Rider Mar. 13
Keri McCallum Apr. 3
Keri McCallum Mar. 9
Autumn Anderson Apr. 6; Pitch.
1998 Michelle Gates Mar. 31
1997 Alicia Judd Apr. 29; Pitch.

Academic All-SEC

- 2010** Jessie Bailey
Ali Bainbridge
Chelsea Bramlett
Misty Flesher
Allie Heon
Courtney Nesbit
Ka'ili Smith
Jessie Spain
Elizabeth Woolven
2009 Jessie Bailey
Sammie Jo Bailey
Ali Bainbridge
Chelsea Bramlett
Misty Flesher
Allie Heon
Courtney Nesbit
Laurie Siebert
Jessie Spain
2008 Jessie Bailey
Sammie Jo Bailey
Megan Bateman
Chelsea Bramlett
Nakita Boyce
Courtney Bures
Hayle Guess
Lindsay Hunley
Gina McCloud

2007 Sammie Jo Bailey
Nakita Boyce
Stephanie Comeaux
Courtney Bures
Katie Cooley
Hayle Guess
Sara Hickerson
Blair Hewett
Lindsay Hunley
Katie Johnson
Michelle Kinney
Gina McCloud
Kelli Miller

2006 Nakita Boyce
Courtney Bures
Stephanie Comeaux
Katie Cooley
Blair Hewett
Hayle Guess
Sara Hickerson
Lindsay Hunley
Katie Johnson
Michelle Kinney
Gina McCloud
Kelli Miller
Callye Williams
Allison Meyer

2005 Stephanie Comeaux
Katie Cooley
Blair Hewett
Hayle Guess
Sara Hickerson
Katie Johnson
Michelle Kinney
Kelli Miller
Jennifer Jessup
Callye Williams
Tanelda McDonald
Keri McFarling

2004 Blaire Brown
Kate Jaspers
Jennifer Jessup
Lindsay Nelson
Iyhia McMichael
Kelli Miller
Tanelda McDonald
Meagan O'Nan
Stephanie Owens
Krystal Tillman
Jennifer Waterman
Brandi Watkins
Callye Williams

2003 Brooke Best
Blaire Brown
Kate Jaspers
Jennifer Jessup
Iyhia McMichael
Amy Mosley
Lindsay Nelson
Krystal Tillman
Jennifer Waterman

2002 Kasey Whitehead
Jennifer Jessup
Anna Joyce Lott
Jennifer Nelson
Robyn Schlagheck
Brooke Best

2001 Brooke Best
Chris Bushby
Jenny Hehnke
Nichole Henry
Jennifer Jessup
Anna Joyce Lott
Kendell Kimbrough
Keri McCallum
Jennifer Nelson
Karrie Rider
Robyn Schlagheck
Cheri Smith
Kasey Whitehead
Kellie Wilkerson

2000 Chris Bushby
Jenny Hehnke
Kendell Kimbrough
Keri McCallum
Robyn Schlagheck
Michelle Gates
Nichole Henry
Anna Joyce Lott
Karrie Rider

1999 Autumn Anderson
Chris Bushby
Tracy Clark
Michelle Gates
Jenny Hehnke
Nichole Henry
Kendell Kimbrough
Anna Joyce Lott

Keri McCallum
Karrie Rider
Robyn Schlagheck
Ariana Benardo
Chris Bushby
Jenny Hehnke
Alicia Judd
Aimee Juedemann
Keri McCallum
Kendell Kimbrough
Karrie Rider

Freshman Academic All-SEC

2010 Stephanie Becker
Jessica Cooley
Shelby Fisher
Erin Nesbit
Chrissie Rovtar
Kylie Vry

2008 Ali Bainbridge
Misty Flesher
Courtney Nesbit
Jessie Spain
Elizabeth Woolven

2007 Chelsea Bramlett
Jessie Bailey
Laurie Siebert

2005 Nakita Boyce
Courtney Bures
Lindsay Hunley
Gina McCloud
Allison Meyer

2004 Katie Cooley
Blair Hewett
Hayle Guess
Sara Hickerson
Katie Johnson
Stephanie Owens
Callye Williams

TEAM HONORS

Most Valuable Player

2010 Chelsea Bramlett
2009 Chelsea Bramlett
2008 Chelsea Bramlett
2007 Courtney Bures
2006 Blair Hewett
2005 Courtney Bures
2004 Iyhia McMichael
2003 Iyhia McMichael

Top Hitter

2010 Chelsea Bramlett
2009 Chelsea Bramlett
2008 Chelsea Bramlett
2007 Chelsea Bramlett
2006 Courtney Bures
2005 Courtney Bures
2004 Iyhia McMichael
2003 Iyhia McMichael

Most Valuable Pitcher

2010 Misty Flesher
2009 Lindsey Dunlap
2008 Misty Flesher
2007 Kelli Miller
2006 Ragan Blake
Stephanie Comeaux
Kelli Miller
2005 Melissa Massey
2004 Melissa Massey
2003 Melissa Massey

Most Improved Player

2010 Jessie Bailey
2009 Brittany Bell
2008 Kelsey Nurnberg
2007 Sara Hickerson
2006 Nakita Boyce
2005 Tanelda McDonald
2004 Tanelda McDonald
2003 Jennifer Waterman

Gold Glove

2010 Jessie Bailey
2009 Ali Bainbridge
2008 Courtney Bures
2007 Courtney Bures
2006 Courtney Bures
2005 Callye Williams
2004 Kate Jaspers
2003 Brooke Best

Rookie Of The Year

2010 Erin Nesbit
2009 Ka'ili Smith
2008 Ali Bainbridge

2007 Chelsea Bramlett
2006 Sammie Jo Bailey
2005 Courtney Bures
2004 Hayle Guess
2003 Callye Williams

MTXE (Mental Toughness/Extra Effort)

2010 Ali Bainbridge
2009 Sammie Jo Bailey
2008 Lindsay Hunley
2007 Katie Johnson
2006 Blair Hewett
2005 Jennifer Jessup
2004 Meagan O'Nan
2003 Jennifer Jessup

1997-02 TEAM HONORS

Most Outstanding Player

2002 Kellie Wilkerson
2001 Kellie Wilkerson
2000 Keri McCallum
1999 Keri McCallum
1998 Autumn Anderson
1997 Keri McCallum

Most Inspirational Player

2002 Iyhia McMichael
2001 Amy Mosley
2000 Karrie Rider
1999 Jenny Hehnke
1998 Chris Bushby
1997 Karrie Rider

ALL-TOURNAMENT TEAMS

NCAA Region Tournament

2008 Chelsea Bramlett (Tempe Regional)
Ali Bainbridge (Tempe Regional)
2002 Kellie Wilkerson (Region 3)
2000 Keri McCallum (Region 1)

SEC Tournament

2004 Iyhia McMichael
2003 Jennifer Nelson
2001 Kellie Wilkerson
1999 Kellie Wilkerson
Keri McCallum
1998 Autumn Anderson
Nichole Henry
Michelle Gates
Karrie Rider

Compass Bank Invitational

2006 Stephanie Comeaux
Hayle Guess

Georgia Tech Buzz Classic

2005 Jennifer Jessup

Mercer Wingate Inn Classic

2008 Sammie Jo Bailey
Ali Bainbridge
Hayle Guess

NFCA Leadoff Classic

2010 Chelsea Bramlett
2008 Courtney Bures
2007 Hayle Guess

NIST Tournament

1997 Keri McCallum

Mardi Gras Tournament

1997 Michelle Gates

Ragin' Cajuns Invitational

2005 Courtney Bures

Speedline Invitational

2002 Kellie Wilkerson
Iyhia McMichael
2000 Karrie Rider
Jennifer Pursell
1999 Keri McCallum
Michelle Gates

Troy Cox Classic

2003 Iyhia McMichael
Jennifer Jessup

MSU Bulldog Round-Robin

2010 Jessie Bailey
Ali Bainbridge
Brittany Bell (MVP)
Lindsey Dunlap
Misty Flesher
Erin Nesbit
Jessie Spain
Kylie Vry

2009 Jessie Bailey
Chelsea Bramlett
Lindsey Dunlap
Courtney Moore
Kelsey Nurnberg

2008 Sammie Jo Bailey
Chelsea Bramlett
Courtney Bures (MVP)
Misty Flesher
Hayle Guess

2007 Courtney Bures
Kelli Miller
Chelsea Bramlett
Nakita Boyce
Courtney Bures
Ragan Blake
Stephanie Comeaux
Nakita Boyce
Hayle Guess

2005 Courtney Bures
Kelli Miller
Callye Williams
Lindsay Hunley
Katie Johnson
Melissa Massey
Kate Jaspers
Jennifer Waterman
Meagan O'Nan
Iyhia McMichael

MSU Bulldog Classic

2010 Jessie Bailey
Chelsea Bramlett
Misty Flesher
Allie Heon
Ka'ili Smith (MVP)
Kylie Vry

2009 Jessie Bailey
Ali Bainbridge
Chelsea Bramlett (MVP)
Lindsey Dunlap
Kelsey Nurnberg
Sammie Jo Bailey
Chelsea Bramlett (co-MVP)
Courtney Bures
Misty Flesher
Hayle Guess
Kelsey Nurnberg (co-MVP)

2008 Sammie Jo Bailey
Hayle Guess
Stephanie Comeaux
Courtney Bures
Callye Williams
Katie Cooley

2005 Tanelda McDonald
Blair Hewett
Callye Williams
Nakita Boyce
Kelli Miller

2004 Iyhia McMichael
Blair Brown
Jennifer Waterman
Meagan O'Nan
Stephanie Comeaux
Melissa Massey
Kelli Miller
Brandi Watkins
Kellie Wilkerson
Brooke Best
Iyhia McMichael
2001 Jennifer Jessup
Jennifer Nelson
Kellie Wilkerson
Lindsay Nelson
2000 Kellie Wilkerson
Karrie Rider
Keri McCallum
Jennifer Nelson

MSU Bully Bash

2008 Jessie Bailey
Ali Bainbridge
Chelsea Bramlett
Courtney Bures
Nakita Boyce
Misty Flesher (MVP)
Hayle Guess
Kelsey Nurnberg
Jessie Spain

Malihini Kipa Aloha Tournament

2009 Chelsea Bramlett
Ka'ili Smith

STATE BULLDOGS IN USA SOFTBALL

Since first really making a name for itself at the 1996 Olympics in Atlanta, representing the United States on the softball field has been a goal of many players to come through the collegiate ranks.

Since the sport made its debut in Atlanta, the Bulldogs have contributed greatly to the success that the U.S. has enjoyed on the international stage.



Chelsea Bramlett's successful career at Mississippi State led her to earning the opportunity to catch the likes of Jennie Finch in back-to-back World Cup of Softball championship victories.

Bulldog head coach Jay Miller plays a vital role in helping guide and teach the athletes who are selected to carry on the rich tradition of success the United States has enjoyed for many years. Miller has been a part of the United States National Team coaching staff for nearly two decades, and in 2009, he was selected to the prestigious role of national team head coach for the 2009-2011 biennial.

Throughout his numerous journeys with the national team program, Miller has had the opportunity to coach six Bulldogs on the international stage.

Most recently, Miller has tutored Mississippi State's four-time NFCA All-American Chelsea

Bramlett as part of the U.S. National Team the past two summers.

Last summer he capped his stint as National Team head coach by leading the Red, White and Blue to the ISF World Championship in Venezuela, the World Cup of Softball title in Oklahoma City in front of an ESPN national audience and a second-straight Japan Cup.

The pair teamed with former Bulldog all-American Courtney Bures to claim their first Japan Cup in 2009.

The perfect run in Japan capped an inaugural summer as head coach that saw Miller lead his charge to the Canada Cup championship and a 3-1 win against Australia in the World Cup title game.

Miller's selection as the national team skipper came following a heralded tenure in the USA Softball coaching ranks.

In 2007, Miller guided the United States Junior National Team to the Junior World Championship in The Netherlands. A year earlier, he coached the junior national team to the Pan American

Qualifier title which the squad a berth in the Pan-Am Games. That same summer he assisted Michigan head coach Carol Hutchins on the USA's World University Games team that included Bures, who was a year removed from claiming SEC Freshman of the Year and first team All-America honors.

The selections of Bramlett and Bures to the United States National Team rosters continues a rich tradition that previously included fellow all-Americans Iyhia McMichael and Kellie Wilkerson. Both competed extensively on various U.S. squads following the completion of MSU careers which saw them establish



KERI MCCALLUM & MICHELLE GATES

numerous school records.

McMichael, a No. 1 draft pick by the Akron Racers of National Pro Fastpitch, and Wilkerson played on Miller's Elite squad that captured the 2003 Canada Cup. Wilkerson put the U.S. Elite squad in the championship game with the game-winning home run against the U.S. National Team. McMichael, a two-time all-American at MSU, clinched the title for the Americans with a walk-off home run in the bottom of the 14th inning against Australia.

Wilkerson, a four-time all-SEC selection, was also a member of the 2005 U.S. squad



Bulldog head coach Jay Miller has been in the third-base coaching box for the United States' last two KFC World Cup of Softball championships. Both events have been broadcast nationally by ESPN.



COURTNEY BURES



IYHIA McMICHAEL



KELLIE WILKERSON

after beginning her international playing career with the 1999 junior national team.

Michelle Gates and Keri McCallum earned the program's first U.S. team selections since the program returned in 1997. The duo, who led State to the SEC Tournament final in 1998 and the program's first NCAA regional appearance in 2000, were both invited by USA Softball to the Olympic Festival in 1998 and again in 1999.

Miller has had the opportunity to watch Mississippi State's six contributors progress through the international ranks. He joined USA Softball in 1992 as a member of the USA Softball National Team Selection Committee. During that inaugural appointment, he was responsible for selecting the teams that compete in various international competitions, including the 1996 Olympic team. Miller, who got his first taste of international coaching experience in 1987 as the pitching coach of the Netherlands Antilles' Pan-Am Games Team, has been a part of the United States coaching pool ever since.



Jay Miller and Chelsea Bramlett (18) won the first of back-to-back World Cup of Softball titles with the United States Women's National Team in front of a national television audience on ESPN.

BULLDOGS IN THE PROS

For more than a decade, Mississippi State players have continued their playing careers professionally through the Women's Professional Softball League and, currently, National Pro Fastpitch.


Courtney Bures was State's most recent addition to NPF as she was drafted 16th overall by the Washington Glory in 2008. The two-time first team all-American made an immediate impact, tying for seventh in NPF in RBI and fourth in home runs while leading the Glory to the NPF championship series. She played this past season for the Akron Racers, continuing a trend of Bulldogs that have played in the organization, including Melissa Massey, Kasey Whitehead and Iyhia McMichael.

Akron selected McMichael, a former all-American, with the No. 1 senior draft pick in the league's inaugural season.


McMichael led the Racers to the 2005 crown, hitting the winning home run off Jennie Finch a year after claiming the league's MVP award. Although McMichael claimed top league honors in 2004, her former teammate Kellie Wilkerson helped lead the New York/New Jersey Juggernaut to the NPF championship.



AUTUMN ANDERSON



KERI MCCALLUM



MICHELLE GATES




KARRIE RIDER



MELISSA MASSEY



JENNIFER JESSUP



JENNIFER WATERMAN



KASEY WHITEHEAD



KELLIE WILKERSON



COURTNEY BURES



IYHIA McMICHAEAL




MISSISSIPPI STATE UNIVERSITY




MISSISSIPPI STATE UNIVERSITY

TM



HOME OF THE BULLDOGS



Mississippi State is a comprehensive land-grant institution and the largest university in Mississippi, with a statewide enrollment of more than 17,000 students.

Established in 1878 as the Agricultural and Mechanical College of Mississippi, the university has traditional strengths in engineering and scientific agriculture but has evolved into a comprehensive institution with a diverse array of programs in teaching, research, and service.

ACADEMICS AND STUDENT LIFE

Mississippi State students consistently earn honors such as the prestigious Harry S. Truman Scholarship, awarded for those who will enter public service, and, with 16 Truman Scholars to date, the university has been recognized as a Truman Honor Institution. In the past year, a student team competed for and won first place in a national Challenge X competition to re-design a fuel-efficient and environmentally-friendly SUV.

Recently initiated programs are pro-



SWALM CHEMICAL ENGINEERING BUILDING

viding opportunities to develop leadership potential and global study options. The university's Global Leadership Continuum provides "cradle-to-CEO" programming designed to develop leadership across a "global" spectrum that begins with high school and continues through the university experience and into professional life. Included are the Young Guns Leadership Camp for rising high school seniors; the Day One Leadership Community for incom-

ing freshmen, focusing on shared academic and service experiences; and the highly competitive Appalachian Leadership Honors Program for sophomores and juniors.


To complement these efforts, the university has launched a minor in leadership studies open to students in all majors. A university honor code adopted in 2007 institutionalizes a campus culture of integrity and personal responsibility in academic studies. Through the Global Leadership Program, students may experience significantly expanded study-abroad opportunities.

RESEARCH

Mississippi State faculty researchers attracted \$186.5 million in external funding for 2006-07, up from about \$155 million during the previous year. This funding supported 1,691 sponsored projects in 2007.

Based on the latest rankings available from the National Science Foundation, MSU ranks seventh in the nation in agricultural sciences research expenditures and 44th in engineering. Last year MSU faculty and staff disclosed 80 new technologies resulting in three new start-up companies, nine licenses, and 22 patent applications. The university now holds 77 patents.

In recent years, MSU has established the Thad Cochran Endowment for Entrepreneurship, as well as collaborating with federal agencies and industries to help increase technology-oriented start-up companies. Among the collaborators and sponsors are the U.S. departments of Defense and Energy, NASA, General Electric, Northrop Grumman, EADS/American Eurocopter, Boeing, Raytheon, Gen-



CHAPEL OF MEMORIES



MITCHELL MEMORIAL LIBRARY

eral Dynamics, Israeli Aerospace Industry, and the Mississippi Technology Alliance.


In a key area of economic interest to Mississippi, MSU's Center for Advanced Vehicular Systems, established in 2001, continues research and development supporting a goal of attracting automotive industries to the state. The center is conducting research in areas that include materials processing, human and systems engineering, alternative power systems, computational manufacturing and design, and advanced learning technologies.

OUTREACH AND SERVICE

From its academic programs to the work of countless individuals, Mississippi State has "extended farther" and gone "beyond the limit" to make a difference in the lives of citizens around the state. In 2006, the university formed the Mississippi State Community Action Team to organize university resources and expertise for quick response to local issues around the state. MSU's Extension Ser-

vice is the first in the nation to have an interactive video conferencing system in every county Extension office. Through the Freedom Calls program, the system is being used to connect Mississippians with family members in the U.S. military serving our country in Iraq.

The MSU Extension Service maintains offices in almost every county of the state, and the Mississippi Agricultural and Forestry Experiment Station operates 10 branch stations throughout Mississippi. Four strategically located research and extension centers coordinate the delivery of services statewide.



CULLIS WADE DEPOT



DISTINGUISHED MISSISSIPPI STATE UNIVERSITY ALUMNI

- **RICHARD ADKERSON**
President and CEO of Freeport-McMoRan Copper & Gold
- **JAMES BAGLEY**
Executive chairman of Lam Research Corp.
- **JOHN H. BRYAN JR.**
Retired chairman and CEO of Sara Lee Corp.
- **FRED CARL**
Founder and president of Viking Range Corp.
- **WILL CLARK**
Retired six-time Major League Baseball All-Star
- **EARNEST DEAVENPORT**
Former chairman and CEO of Eastman Chemical Company
- **DR. JAMES FLANAGAN**
Winner of National Medal of Science; Member of Natl. Academies of Science and Engineering
- **DR. RICHARD GILBRECH**
Director of NASA's John C. Stennis Space Center
- **JOHN GRISHAM**
Author of numerous best-selling novels, including *A Time to Kill* and *The Pelican Brief*
- **QUINCY HILLIARD**
Internationally known composer who wrote a composition for the 1996 Summer Olympics

- **MICKEY HOLLIMAN**
Chairman of the board and CEO of Furniture Brands International
- **BAILEY HOWELL**
1997 National Basketball Hall of Fame inductee and former Boston Celtics great
- **DR. MARK KEENUM**
Mississippi State President and former Under Secretary for the USDA's Farm and Foreign Agricultural Service
- **DR. JAMES E. NEWSOME**
President of New York Mercantile Exchange
- **RAFAEL PALMEIRO**
Retired two-time Major League Baseball All-Star who became the fourth player to have both 3,000 hits and 500 home runs
- **HARTLEY PEAVEY**
Founder and CEO of Peavey Electronics
- **CAROLYN SHANKS**
President and CEO of Entergy Mississippi
- **JANET MARIE SMITH**
Former senior vice president for planning and development for the Boston Red Sox who is now overlooking renovations of the Rose Bowl
- **LT. GEN. CARL A. STROCK**
Commander and Chief of Engineers with the United States Army Corps of Engineers




MISSISSIPPI STATE UNIVERSITY








MISSISSIPPI STATE UNIVERSITY



MISSISSIPPI STATE UNIVERSITY™



UNIVERSITY PRESIDENT

Dr. Mark Everett Keenum

became Mississippi State's 19th president Jan. 5, 2009, following a distinguished public service career.

After completing his bachelor's and master's degrees in agricultural economics at Mississippi State, Dr. Keenum joined the university faculty in 1984 as a

marketing specialist with the Mississippi Cooperative Extension Service. Two years later, he accepted a position as a research associate with the Mississippi Agricultural and Forestry Experiment Station at MSU.

He continued his education at the university, in 1988 receiving a

doctorate in agricultural economics, and he joined the faculty of that department as an assistant professor/economist. During his professional tenure at Mississippi State, his primary research and extension work focused on the marketing and economics of aquaculture, specialty crops and forestry. He continued his faculty ties at the university 1997-2006 as an adjunct professor, teaching an annual course on agricultural legislative policy.

Prior to being named president of Mississippi State in November 2008, Dr. Keenum served as Under Secretary of the U.S. Department of Agriculture for two years, where he provided leadership and oversight for the Farm Service Agency, the Risk Management Agency and the Foreign Agricultural Service. The mission area, comprised of the three agencies, had a total operating budget of \$1.7 billion and approximately \$40 billion in program authority. The three agencies employed more than 16,500 people at more than 2,300 offices nationwide and 98 locations around the globe.

In 1989, Dr. Keenum joined the Washington, D.C., staff of U.S. Senator Thad Cochran as Legislative Assistant for Agriculture and Natural Resources. As Sen. Cochran's adviser on agricultural affairs, he worked on numerous issues important to U.S. agriculture, including the 1990, 1996, and 2002 Farm

Bills. From 1996-2006, he served as Chief of Staff for Sen. Cochran. In this role, Dr. Keenum was the chief adviser to the senator on political, legislative and appropriations issues. He also was responsible for managing all administrative and legislative functions of Sen. Cochran's Washington, D.C., office and three Mississippi offices, including direct oversight of the U.S. Senate Committee on Agriculture, Nutrition, and Forestry and the U.S. Senate Committee on Appropriations.

Dr. Keenum and his wife Rhonda have four children.



DIRECTOR OF **ATHLETICS**

Scott Stricklin

A lifelong dream was fulfilled on May 7, 2010, when Scott Stricklin was formally introduced as Mississippi State's director of athletics, the 16th in school history.



As Stricklin begins to enthusiastically tackle his new job of leading the MSU athletic department, he certainly isn't a stranger to the Bulldog family or college athletics.

A 1992 graduate of Mississippi State, the Jackson, Miss., native's resume is highlighted by 22 years of experience on the collegiate level in various capacities

at five different universities. The last two years, he's faithfully served as Senior Associate Athletics Director for External Affairs at his alma mater, overseeing fundraising, football and men's basketball scheduling, managing MSU's all-sport agreement with Adidas, facility planning, and serving as the administrative sport liaison for men's basketball and softball.

It was those types of day-to-day tasks that prepared the personable Stricklin to take over the top seat in the Mississippi State athletic department.

Yet it's a journey that started during his formidable days as a dedicated and tireless worker in the media relations department that's led to his highly-respected career coming full circle.

Prior to graduating, Stricklin's stint in the MSU media relations office included three seasons (1990-92) as the media contact for the highly successful and nationally-renown baseball program. Upon graduation, he was named assistant media relations director at his alma mater.

He continued his climb up the ladder of success when he was named associate media relations director at Auburn, where from 1993-98 he served as the primary baseball contact and the secondary football contact. He also spent the 1993-94 season handling the publicity for the Tigers' nationally-ranked women's basketball team.

In 1998, Stricklin left Auburn to become Assistant Athletics Director at Tulane, where he served as the primary media contact for the Green Wave's 1998 12-0 football team.

Next came a four-year run in the Big 12 Conference at Baylor (1999-2003) as Assistant AD for Communications and Marketing.

In 2003, Stricklin returned to the Southeastern Conference at Kentucky and spent five seasons as the Associate AD for Media Relations, where he oversaw the day-to-day publicity of the tradition-rich Wildcat basketball program. It was his last stop before returning to Mississippi State in the spring of 2008.

Stricklin, 40, is married to the former Anne Howell, the youngest daughter of Basketball Hall of Fame member Bailey Howell. The couple has two daughters, Abby and Sophie.

