

# THIS IS OUR STATE

Erin  
Nesbit, INF

Ka'ili  
Smith, IB/C

Brittany  
Gates, OF

Shana  
Sherrod, RHP

Stephanie  
Becker, LHP

Jessica  
Cooley, OF

Vann  
Stuedeman  
Head Coach  
@MSUVanntastic

2012

BULLDOG



SOFTBALL

2012



@MStateSB

HailState.com

Facebook.com/MStateSB





# TABLE OF CONTENTS

## 2012 MISSISSIPPI STATE SOFTBALL

### SECTION 1: GENERAL INFORMATION

Table of Contents .....	1
2012 Schedule .....	2
MSU Softball Field .....	3-4
The Community's Team .....	5
SEC Softball .....	6
The MSU Softball Experience .....	7-8
Templeton Athletic Academic Center .....	9
Diamond Dawg Club .....	10
MSU Softball on Social Media .....	11

### SECTION 2: MEET THE PLAYERS

2012 Roster .....	13
Roster Breakdown .....	14
Brittany Bell .....	15-16
Lindsey Dunlap .....	17-18
Misty Fleisher .....	19-20
Brittany Gates .....	20-21
Ka'ili Smith .....	22-23
Stephanie Becker .....	24-25
Jessica Cooley .....	26-27
Shelby Fisher .....	28-29
Erin Nesbit .....	30
Chrissie Rovtar .....	31
Kylie Vry .....	32-33
Alison Owen .....	34
Briana Bell .....	35
Julia Echols .....	36
Sam Lenahan .....	37-38
Jessica Offutt .....	39
Heidi Shape .....	40
Shana Sherrod .....	41
Rachael Zdeb .....	42
Caitlin Wenzel .....	43
Erika Gaul & Swayze Hollenhead .....	44
Megan Nesbit & Ashley Phillips .....	45
Courtney Vanlandingham .....	46

### SECTION 3: MEET THE COACHES

Head Coach Vann Stuedeman .....	48-49
Assistant Coach Alan Reach .....	50
Assistant Coach Beth Mullins .....	51
Volunteer Assistant Coach Kelsi Dunne .....	52
Support Staff .....	53

### SECTION 4 2011 REVIEW

Results .....	55
Stats .....	56
Misc. Stats .....	57
Batting Leaders .....	58
Pitching & Fielding Leaders .....	59
Offensive Game-By-Game .....	60
Defensive Game-By-Game .....	61
Team Season Highs .....	62
Individual Season Highs .....	63

### SECTION 5 RECORDS & HISTORY

Individual Records .....	65-66
Individual Single-Game Records .....	67
Individual Single-Season Records .....	68-69
Individual Career Records .....	70-72
Annual Statistical Leaders .....	73-76
Single-Game Team Records .....	77-79
Class-by-Class Records .....	80-81
All-Americans .....	82-86
MSU Coaching History .....	87
All-Time Results .....	87-92
NCAA Tournament Teams .....	93
SEC Series History .....	94-96
Non-Conference Series History .....	97-99
Letterwinners .....	100
Honors & Awards .....	101-103
Bulldogs in USA Softball .....	104
Bulldogs In the Pros .....	105

### SECTION 6: MISSISSIPPI STATE UNIVERSITY

Mississippi State University .....	106
Dr. Mark Keenum, MSU President .....	107
Scott Stricklin, MSU Director of Athletics .....	108
Mississippi's College Town .....	109-110

### MISSION STATEMENT

The Department of Intercollegiate Athletics is an integral part of Mississippi State University. It incorporates in its overall mission the Mississippi State University, Southeastern Conference and NCAA philosophy, purpose, fundamental policies and general principles. Our primary purpose is to ensure the academic well-being, the physical fitness and the ethical foundation for all student-athletes. The Athletic Department offers a focal point for school spirit throughout the academic year, complementing the academic, cultural and social facets of college life. Since it is an activity of the University, the Department's standards, goals and ideals must remain in harmony with the academic programs.

Mississippi State University does not discriminate on the basis of race, color, religion, national origin, sex, sexual orientation or group affiliation, age, disability or veteran status. Dr. Mary Alexander, Director of the Office of Diversity and Equity Programs [McArthur Hall, Room 106, P.O. Box 6199, Mississippi State, MS 39762/662-325-2493], is the designated employee responsible to coordinate efforts to carry out responsibilities and make investigations of complaints relating to discrimination in conforming with Title IX of the Education Amendments of 1972, Sections 503 and 5-4 of the Rehabilitation Act of 1974, and the Americans with Disabilities Act of 1990.

The 2012 Mississippi State Softball Media Guide is a publication of the MSU Athletic Media Relations Office. It was compiled, edited and designed by producer Kyle Niblett and assistant producer Hunter Richardson with assistance from Brock Turnipseed, Chelsae Kelly, Jade Hornbuckle, Jessica Davis, Ben Price, Austin Flint, Karen Fairley, Shealy Molpus, Adam Boone, Blake Walters and William Pochop. Photography provided by Jon Eilts, Darrell McAllister, the late Fred Faulk, Russ Houston, David Lann, Brian Loden, Jim Nurnberg, Ross Obley, Rick Scuteri, Melford Smith, Jarrett Baker and USA Softball. The cover design was created by John Schaffhauser of Schaffhauser Design in Canton, Miss. Questions and changes to this guide should be directed to Kyle Niblett, Assistant Director of Athletic Media Relations (662.325.0972).



# MISSISSIPPI STATE SOFTBALL



# 2012 SCHEDULE



## 2012 MISSISSIPPI STATE SOFTBALL SCHEDULE

Date	Opponent	Time (CT)	Location
Feb. 9	! at South Alabama	6 p.m.	Mobile, Ala.
Feb. 10	! vs. Lipscomb	12:30 p.m.	Mobile, Ala.
Feb. 11	! vs. Jacksonville State	10 a.m.	Mobile, Ala.
Feb. 12	! vs. Memphis	10 a.m.	Mobile, Ala.
Feb. 14	at Samford	6 p.m.	Birmingham, Ala.
<b>FEB. 17</b>	<b># SIU-EDWARDSVILLE</b>	<b>5 P.M.</b>	<b>STARKVILLE, MISS.</b>
<b>FEB. 18</b>	<b># MISSISSIPPI VALLEY STATE</b>	<b>3 P.M.</b>	<b>STARKVILLE, MISS.</b>
<b>FEB. 18</b>	<b># SIU-EDWARDSVILLE</b>	<b>5 P.M.</b>	<b>STARKVILLE, MISS.</b>
<b>FEB. 19</b>	<b># MISSISSIPPI VALLEY STATE</b>	<b>1 P.M.</b>	<b>STARKVILLE, MISS.</b>
Feb. 24	\$ vs. Louisiana-Lafayette	12 p.m.	Clearwater, Fla.
Feb. 24	\$ vs. South Florida	5 p.m.	Clearwater, Fla.
Feb. 25	\$ vs. Georgia Tech	2:30 p.m.	Clearwater, Fla.
Feb. 25	\$ vs. DePaul	5 p.m.	Clearwater, Fla.
Feb. 26	\$ vs. Michigan	9 a.m.	Clearwater, Fla.
Feb. 29	at Jackson State	4 p.m.	Jackson, Miss.
<b>MAR. 2</b>	<b>% COLUMBIA</b>	<b>3:30 P.M.</b>	<b>STARKVILLE, MISS.</b>
<b>MAR. 2</b>	<b>% LOUISIANA TECH</b>	<b>5:30 P.M.</b>	<b>STARKVILLE, MISS.</b>
<b>MAR. 3</b>	<b>% COLUMBIA</b>	<b>11 A.M.</b>	<b>STARKVILLE, MISS.</b>
<b>MAR. 3</b>	<b>% EASTERN ILLINOIS</b>	<b>1 P.M.</b>	<b>STARKVILLE, MISS.</b>
<b>MAR. 4</b>	<b>% SAMFORD</b>	<b>3 P.M.</b>	<b>STARKVILLE, MISS.</b>
<b>MAR. 7</b>	<b>* FLORIDA (DH)</b>	<b>4 P.M.</b>	<b>STARKVILLE, MISS.</b>
<b>MAR. 9</b>	<b>* GEORGIA</b>	<b>5:30 P.M.</b>	<b>STARKVILLE, MISS.</b>
<b>MAR. 10</b>	<b>* GEORGIA</b>	<b>1 P.M.</b>	<b>STARKVILLE, MISS.</b>
<b>MAR. 11</b>	<b>* GEORGIA</b>	<b>1 P.M.</b>	<b>STARKVILLE, MISS.</b>
Mar. 13	* at South Carolina (DH)	3:30 p.m.	Columbia, S.C.
Mar. 16	* at LSU	6 p.m.	Baton Rouge, La.
Mar. 17	* at LSU	4 p.m.	Baton Rouge, La.
Mar. 18	* at LSU	1 p.m.	Baton Rouge, La.
<b>MAR. 20</b>	<b>UAB</b>	<b>6:30 P.M.</b>	<b>STARKVILLE, MISS.</b>

Date	Opponent	Time (CT)	Location
<b>MAR. 23</b>	<b>* TENNESSEE</b>	<b>5:30 P.M.</b>	<b>STARKVILLE, MISS.</b>
<b>MAR. 24</b>	<b>* TENNESSEE</b>	<b>1 P.M.</b>	<b>STARKVILLE, MISS.</b>
<b>MAR. 25</b>	<b>* TENNESSEE</b>	<b>1 P.M.</b>	<b>STARKVILLE, MISS.</b>
Mar. 28	at Mississippi Valley State	5 p.m.	Itta Bena, Miss.
<b>MAR. 30</b>	<b>* ALABAMA</b>	<b>7 P.M.</b>	<b>STARKVILLE, MISS.</b>
<b>MAR. 31</b>	<b>* ALABAMA</b>	<b>1 P.M.</b>	<b>STARKVILLE, MISS.</b>
<b>APR. 1</b>	<b>* ALABAMA</b>	<b>1 P.M.</b>	<b>STARKVILLE, MISS.</b>
Apr. 4	+ vs. Southern Mississippi	6:30 p.m.	Ridgeland, Miss.
Apr. 6	* at Arkansas (DH)	3 p.m.	Fayetteville, Ark.
Apr. 7	* at Arkansas	12 p.m.	Fayetteville, Ark.
<b>APR. 10</b>	<b>JACKSON STATE</b>	<b>5 P.M.</b>	<b>STARKVILLE, MISS.</b>
Apr. 13	* at Ole Miss	6 p.m.	Oxford, Miss.
Apr. 14	* at Ole Miss	2 p.m.	Oxford, Miss.
Apr. 15	* at Ole Miss (SportSouth)	1 p.m.	Oxford, Miss.
Apr. 17	at Southern Miss	6 p.m.	Hattiesburg, Miss.
<b>APR. 20</b>	<b>* KENTUCKY</b>	<b>5 P.M.</b>	<b>STARKVILLE, MISS.</b>
<b>APR. 21</b>	<b>* KENTUCKY (ESPNU)</b>	<b>12 P.M.</b>	<b>STARKVILLE, MISS.</b>
<b>APR. 22</b>	<b>* KENTUCKY</b>	<b>1 P.M.</b>	<b>STARKVILLE, MISS.</b>
<b>APR. 24</b>	<b>MEMPHIS</b>	<b>6 P.M.</b>	<b>STARKVILLE, MISS.</b>
<b>APR. 28</b>	<b>TENNESSEE TECH (DH)</b>	<b>1 P.M.</b>	<b>STARKVILLE, MISS.</b>
May 4	* at Auburn	6 p.m.	Auburn, Ala.
May 5	* at Auburn	1 p.m.	Auburn, Ala.
May 6	* at Auburn	1 p.m.	Auburn, Ala.
May 10-12	SEC Tournament	TBA	Tuscaloosa, Ala.
May 17-20	NCAA Regionals	TBA	Various Sites
May 24-27	NCAA Super Regionals	TBA	Various Sites
May 31 - June 6	Women's College World Series	TBA	Oklahoma City, Okla.

! - Mardi Gras Invitational (Mobile, Ala.); # - Bulldog Round-Robin (Starkville, Miss.); \$ - NFCA Leadoff Classic (Clearwater, Fla.); % - Bulldog Classic (Starkville, Miss.);

+ - M&F Bank Fastpitch Classic (Ridgeland, Miss.); \* - SEC Series;

■ - Super Bulldog Weekend

# A NEW ERA OF BULLDOG SOFTBALL

MISSISSIPPI  
STATE



# MSU SOFTBALL STADIUM



## MSU SOFTBALL

Located on the north side of the Mississippi State campus since 1997, the MSU Softball Field sits in the heart of Mississippi State's impressive physical plant. It joins W.O. Spencer Stadium (track and field), Dudy Noble Field/Polk-Dement Stadium (baseball), the MSU Soccer Field and the A.J. Pitts Tennis Centre to give Mississippi State some of the finest Olympic sport venues in collegiate athletics.

In February 2012, \$60,000 worth of renovations were installed to the stadium, including new banners on the bleachers and bullpens, as well as new graphics on the foul poles and dugouts. Following the completion of the 2013 stadium, a new stadium will be built around the current field, which was laser-graded to improve field conditions in January 2012. The brand-new stadium will host the 2014 SEC Tournament, with every game being televised live on the ESPN network.

The facility features a main grandstand area which will accommodate more than 750 people with opportunities for expansion in the future. Also included is a press box complete with phone lines and a public address system, an electronic scoreboard and bullpens behind both stepdown dugouts which are complete with restroom facilities for both teams.

Hailed as one of the top playing surfaces in the Southeastern Conference, the field stretches 200 feet down the left and right field lines and spans 220 feet

to straight-away centerfield. The regulation NCAA Championship field features Mississippi Pride grass - developed by researchers on the Mississippi State campus - making it home to one of the finest playing surfaces in the country. A grounds crew is responsible for the field maintenance of the MSU Softball Field.

With each season, the MSU Softball Field seems to get better and better. On top of the renovations, new stadium plans and brand-new playing surface, last season the facility added a new, state-of-the-art LED scoreboard that will have future videoboard capabilities.

Following the program's inaugural season in 1997, lights were added to the facility, bringing a much-more enjoyable climate to Bulldog fans as well as visiting fans across the country. In 2000, another facility-improving project was completed as the MSU Softball Field's dugouts were enhanced with brick, bringing yet another eye-pleasing feature to the facility. In 2001, construction of an additional batting cage, as well as the placing of sidewalks in and around field

### MSU SOFTBALL FIELD RECORDS

#### AT BATS

##### By Team

41 - LSU at MSU (4/7/00)

##### By Individual

6 - 4x, last by Brittany Mynsberge, Bradley (v. Jackson St., 2/6/04)

#### RUNS

##### By Team

30 - Louisiana Tech v. Jackson State (2/6/04)

##### By Individual

5 - Angela Toures, Bradley (v. Jackson State, 2/6/04)

#### HITS

##### By Team

23 - Louisiana Tech v. Jackson State (2/6/04)

##### By Individual

5 - Brittany Mynsberge, Bradley (v. Jackson State, 2/6/04)

#### RBI

##### By Team

23 - Bradley v. Jackson State (2/6/04)

##### By Individual

7 - Brittany Mynsberge, Bradley (v. Jackson State, 2/6/04)

#### DOUBLES

##### By Team

8 - LSU at MSU (4/4/98)

##### By Individual

3 - 2x, last by Whitney Cloer, Arkansas (v. MSU, 3/17/09)

#### TRIPLES

##### By Team

6 - MSU v. Alabama A&M (2/20/04)

##### By Individual

2 - 6x, last by Courtney Hill, USM (v. MSU, 2/11/09)

#### HOME RUNS

##### By Team

3 - 3x, last by MSU v. S. Illinois (2/19/11)

##### By Individual

2 - 4x, last by Dorian Shaw, Michigan (at MSU, 3/3/10)

#### WALKS

##### By Team

11 - 3x, last by Bradley v. Jackson State (2/6/04)

##### By Individual

4 - Katie Cooley, MSU (v. LSU, 3/30/05)

#### STRIKEOUTS

##### By Team, Batting

14 - 4x, last by Miss. Valley State v. Troy (3/6/10)

##### By Individual, Pitching

14 - 4x, last by Ashlyn Williams, Troy (v. Miss. Valley St., 3/6/10)

#### LONGEST REGULATION GAME

##### By Time

3:13 - LSU at Mississippi State (3/31/05)



## MISSISSIPPI STATE SOFTBALL



# MSU SOFTBALL STADIUM



and spectator areas, were added.

Work was completed in the fall of 2005 on a \$1 million indoor facility which features a state-of-the-art practice field, as well as a locker room, clubhouse, training room, coaches' locker rooms and players lounge. In addition, a revamped bullpen area was added just behind the dugout on the third base side of the facility. Following the 2010 season, Mississippi State's heralded landscaping crew added a contemporary landscaping design between the indoor facility, the only one of its kind in the nation, and the third-base dugout.

Since beginning play at the MSU Softball Field, Mississippi State has posted a 264-125 (.679) overall record and, in 1999, tallied a program-high 21-6 record at home, including a 12-2 mark at home inside the Southeastern Conference. Mississippi State has also shutout its opponent 81 times in front of its home fans — 31 times completing the task in abbreviated innings.


The opening game on the newly constructed Mississippi State Softball Field came on Feb. 26, 1997, when Mississippi State hosted visiting Samford University. The Bulldogs opened the park successfully, sweeping Samford 4-0 and 4-0 in a doubleheader witnessed by more than 300 fans that braved the inclement weather.

The Bulldogs averaged just more than 300 fans during that first season and set an attendance record which still stands to this day on April 25, 1998, when 1,547 fans watched the Bulldogs battle arch rival Mississippi.

In 2010 State set two of the all-time Top 10 attendance marks during its SEC mid-season series against the Auburn Tigers.

## MSU SOFTBALL FIELD TOP 10 CROWDS

	Date	Opponent	Attendance
1.	April 25, 1998	Mississippi	1,547
2.	April 1, 1997	Alabama	1,520
3.	April 15, 2000	Kentucky	1,017
4.	May 8, 2010	Alabama	976
5.	May 2, 2009	Ole Miss	851
6.	April 9, 2011	Auburn	785
7.	April 20, 2002	Alabama	762
8.	May 9, 2010	Alabama	683
9.	April 21, 2000	Alabama	670
10.	April 8, 2011	Auburn	663



## A NEW ERA OF BULLDOG SOFTBALL

MISSISSIPPI  
STATE



# THE COMMUNITY'S TEAM



The team visited Henderson Ward Stewart Elementary School in Starkville on Feb. 1, 2012, to celebrate National Girls & Women in Sports Day and speak about the importance of females play athletics.



Volunteer Assistant Coach Kelsi Dunne poses with a young softball fan when the team signed autographed and played games with fans prior to the Feb. 5, 2012 women's basketball game vs. Vanderbilt.



The entire team, including the coaching staff and Director of Athletics Scott Stricklin, participated in the first-ever Nick Bell 3.6 Mile Run on Nov. 1, 2011, benefiting the Nick Bell Mentoring Memorial Foundation.



The team played the role of Santa on Dec. 5, 2011 in Brooke Dycus' fourth-grade class at East Oktibbeha County Elementary School. The team and coaching staff purchased gifts on the wish list of all 17 kids in the class and delivered them to the giddy maroon-and-white-clad school children.



This past fall, the team went on the first-ever "Tour de Miss," a four-city statewide tour during its exhibition schedule that saw the Bulldogs visit Florida, Meridian, Tupelo and Starkville. Following each contest, the squad signed autographs, took pictures and provided free softball clinics to any child under the age of 16.



## MISSISSIPPI STATE SOFTBALL





## The Southeastern Conference Setting the Standard for Intercollegiate in Softball

SEC Softball will celebrate its 16th year of existence in 2012 and has established itself as one of the leading conferences in the sport.

The Southeastern Conference qualified seven teams for the 2011 NCAA Tournament - Alabama, Auburn, Florida, Georgia, Kentucky, LSU and Tennessee, as the conference made its 14th overall, ninth consecutive, Women's College World Series appearance. The Alabama Crimson Tide received the No. 2 national seed while four SEC teams earned national seeds overall: No. 2 Alabama, No. 4 Florida, No. 6 Georgia and No. 14 Tennessee.

The SEC advanced two teams to Oklahoma City: Alabama and Florida. The Gators advanced to the championship series.

Alabama won the 2011 conference title as they posted a 19-6 SEC mark. It was their second consecutive year winning the hardware and third title in school history. The Tide posted a 45-7 overall record and Kelsi Dunne earned SEC Pitcher of the Year honors for the second year in a row. Florida's Kelsey Bruder was named SEC Player of the Year while Tennessee's Ellen Renfro earned Freshman of the Year accolades. Kentucky's Meagan Aull was selected as Scholar-Athlete of the Year while Co-Coach of the Year honors went to Tim Walton (Florida) and Yvette Girouard (LSU).

Softball came under the auspices of the Southeastern Conference in the 1996-97 season. Since that time, 10 different conference teams have made appearances in the NCAA Championship, including six teams earning Women's College World Series berths - one by South Carolina in the inaugural season, Alabama in 2000, 2003, 2005, 2006, 2008, 2009 and 2011, Florida in 2008, 2009, 2010 and 2011, Georgia in 2009 and 2010, LSU in 2001 and 2004 and Tennessee in 2005, 2006, 2007 and 2010.

Eight teams (Alabama, Auburn, Florida, Georgia, LSU, Mississippi State, South Carolina and Tennessee) have made Top 25 appearances and six teams have climbed into the Top 10 (Alabama, Florida, Georgia, LSU, South Carolina and Tennessee) of the NFCA/USA Today Poll. At least one SEC team has been ranked in the poll each week since the inception of SEC Softball.

South Carolina is the longest standing program of the league with a rich history in softball dating back 37 seasons. The Gamecocks have made 15 NCAA Regional and three Women's College World Series appearances.

Mississippi State played softball for five seasons during the 1980's before resuming the sport when it was added to the SEC. Tennessee added softball in 1995-96, one year before its inception in the SEC. Alabama, Arkansas, Auburn, Florida, Georgia, Kentucky, LSU and Ole Miss began softball programs in 1996-97 to give the league 11 representatives (Vanderbilt does not sponsor softball).

The 1999 season was the first in which the conference was eligible for an automatic berth to the NCAA Championships.

As the sport continues to grow in competitiveness and popularity, the SEC has had six different regular season champions and five different conference tournament champions.

### Notes

86 NCAA Regional Appearances

- 25 NCAA Super Regional Appearances
- 20 Women's College World Series Appearances
- 257 NCAA Wins (includes Regional, Super Regional and WCWS)
- The SEC earned four national seeds in the 2011 NCAA Tournament
- Florida is the first SEC team to advance to the WCWS four consecutive years and to the championship series twice
- Since 2007, the SEC has had at least one team in the semifinals or the Championship Series, four of the last five years
- 10 different SEC teams have played in the NCAA Softball Championships
- SEC teams have been ranked in every NFCA/USA Today poll since the inception of SEC softball

For the second consecutive season, the SEC reached the 200K mark! More than 228,791 fans attended SEC home softball games in 2011. Alabama led the league in average attendance with 2,596 per date, 51,915 total

- At the 2011 SEC Softball Tournament, the total attendance was 4,363, the third largest total in tournament history since going to single-elimination
- In 2011, the SEC had a record nine national Player of the Week honors by nine different players
- Three SEC teams were ranked in the top 10 in both final polls: 2) Florida, 3) Alabama, 9) Georgia. Six teams overall made the final Top 25 polls. Kentucky finished in the Top 25 for the first time in school history. The Wildcats ranked 13th in the *USA Today*/NFCA Coaches poll and 12th in the ESPN.com/USA Softball Collegiate Poll

In 2011, seven SEC student-athletes were named NFCA First-Team All-Americans. Overall, a record 16 players were named to first, second and third teams combined

- The SEC has earned 138 Louisville Slugger/NFCA All-America honors since 1997. 57 First-Team selections, 48 Second-Team selections, 33 Third-Team selections
- The SEC had 27 student-athletes named to the 2011 Louisville Slugger/NFCA All-Region teams. 17 were named First-Team, 10 were named Second-Team
- The SEC had 20 student-athletes named to the 2011 Capital One Academic All-District teams
- In 2011, the SEC had eight named to Capital One Academic All-America Teams, including four on the First Team: Stephanie Brombacher (Florida), Kayla Braud (Alabama), Kelsey Bruder (Florida) and Raven Chavanne (Tennessee)
- Florida's Kelsey Bruder was named the 2011 Honda Sports Award winner for softball. This award is given to the top collegiate female athlete in the sport



# THE MSU SOFTBALL EXPERIENCE



**MISSISSIPPI STATE SOFTBALL**



# THE MSU SOFTBALL EXPERIENCE



**A NEW ERA OF BULLDOG SOFTBALL**

MISSISSIPPI  
STATE



# TEMPLETON ACADEMIC CENTER



The Shira Athletic Complex received its second neighborhood addition in the past four years on Nov. 1, 2008, when the Templeton Athletic Academic Center was officially dedicated.

Mississippi State's student-athletes have enjoyed outstanding success in the classroom, and the new \$10 million facility provides state-of-the-art amenities that will help the Bulldogs continue that success while reaching new levels.

The Templeton Athletic Academic Center includes a large computer lab and individual computer rooms and work stations that will allow student-athletes access to a computer at their convenience. The building also houses academic counselor offices, large study areas, resource rooms, conference rooms and tutor rooms that will allow MState's academic staff the most efficient way to interact with student-athletes.

The two biggest areas of State's newest facility are a 300-seat dining room and a large foyer that captures many of the team highlights and individual greats that have encompassed Mississippi State's rich athletic history.

Perhaps the greatest attribute of the Templeton Athletic Academic Center is the location. Situated adjacent to the Shira Complex and Holliman Athletic Center, the facility stands in the heart of MSU's athletic facilities.

The structure is named for Larry Templeton, who served as Mississippi State's director of athletics from 1987-2008. Under his leadership, MState accomplished many great athletic feats. The football team reached six postseason bowl games, the men's basketball squad reached the Final Four and the baseball team went to the NCAA College World Series three times. State teams also claimed five Southeastern Conference championships under his guidance and advanced to NCAA championship play 29 times. The Bulldog softball team made seven of those trips

in a nine-year stretch.


With all of the on-field accomplishments under Templeton's watch, State enjoyed even more success in the classroom. During the 2005-06 academic year, MSU's men and women athletes posted the highest combined grade-point average ever recorded in the 18 years of tracking student-athlete grades.

The new facility has helped continue the Mississippi State softball program's classroom success. During the fall of 2011, a school record and SEC-best 11 members of the 2011 Mississippi State softball team were named 2010-11 All-America Scholar Athletes, racking up the highest GPA of any female athletic team on campus for the fifth-straight semester.

State's 2010 squad had a school-record six freshmen named Academic All-SEC, and the nine selections among upperclassmen put MSU atop the SEC with 129 honorees going back to 1999.

Four-time NFCA All-American Chelsea Bramlett capped her career by joining former Bulldog Kate Jaspers (2004) in receiving ESPN The Magazine Academic All-America of the Year laurels. Going back to the 2000 season, the Bulldogs have had five players named ESPN The Magazine Academic All-American a collective eight times.

The 2008 Dawgs matched the 2010 team for the top NFCA All-America Scholar-Athlete mark en route to claiming the eighth-highest grade-point average in the nation that year.



## MISSISSIPPI STATE SOFTBALL





















# DIAMOND DAWG CLUB

The DIAMOND DAWG CLUB is the official booster club of the Mississippi State University softball team. It has been created to provide fans with an in-depth look at our program, coaches, players and history. With a brand-new attitude and coaching staff, the Bulldogs are poised to join the nation's "elite" teams this year. Please come along with us as we take on the Southeastern Conference and the nation this Spring.

We are extremely excited about the new era of MSU softball. We have our sights set high: the SEC championship, returning to the NCAA playoffs and the ultimate goal of a national championship. I'd like to personally invite you to be an inaugural member of the official booster club of the Mississippi State University fast-pitch softball team, the Diamond Dawg Club! Together we can build a program of national distinction!

Have a VANNTASTIC Day,  
**VANN STUEDEMAN**  
Head Softball Coach  
Mississippi State University

**For more information on club benefits, or to join the Mississippi State Softball Diamond Club, contact the MSU Softball Office at (662) 325-0572.**

	Level 1 \$25	Level 2 \$100	Level 3 \$250	Level 4 \$500
 Autographed Poster  Bulldog Bullpen Newsletter				
<b>ALL OF THE ABOVE PLUS:</b>  Autographed Softball  Softball T-Shirt				
<b>ALL OF THE ABOVE PLUS:</b>  Another Softball T-Shirt  Softball Sweatshirt Pre-Game Meal for Member + 1 Guest with Coaching Staff at Local Restaurant				
<b>ALL OF THE ABOVE PLUS:</b>  Entrance to Diamond Dawg  Suite for member + guest				

## 2012 MISSISSIPPI STATE SOFTBALL DIAMOND DAWG MEMBERS

*The Mississippi State Softball Team would like to thank the members of the official booster club of Mississippi State Softball. Their help and support allow us to compete at a national level and will enable us to build a solid future for our program.*

### Level 1

Jenny Mainz  
Maddie and Ryleigh McMullan  
Dave and Kathy Worman

### Level 2

Jerry and Karel Miller  
Jana Morrison  
Cindy and John Wenzel  
Turner Wingo

### Level 3

TBA

### Level 4

Michael and Kim Becker  
Margo Marveggio  
David and Kim Nesbit  
Steve and Debbie Rovtar  
Earl and Mary Vanlandingham  
Joe Zdeb



# A NEW ERA OF BULLDOG SOFTBALL

MISSISSIPPI  
STATE





**FACEBOOK.COM/MSTATESB**



**@MSTATESB**  
**@MSUVANNTASTIC**  
**@BULLDOGREACH**  
**@MSTATEMULLINS**





# MEET THE PLAYERS

MISSISSIPPI  
STATE



# 2012 ROSTER



## 2012 NUMERICAL ROSTER

No.	Name	Pos.	B-T	Ht.	Yr.	Exp.	Hometown/High School/Last College
2	Jessica Cooley	OF	R-R	5-7	Jr.	2L	Birmingham, Ala./Oak Mountain
3	Kylie Vry	LHP	L-L	5-10	Jr.	2L	Des Moines, Iowa/Des Moines East
4	Brittany Gates	OF	L-R	5-3	Sr.	3L	Houston, Miss./Houston
4	Alison Owen	RHP	R-R	5-7	Tr.	2L	Newnan, Ga./University of Georgia
5	Erin Nesbit	INF	R-R	5-8	Jr.	2L	Acworth, Ga./Harrison
6	Julia Echols	INF	R-R	5-6	Tr.	1L	McDonough, Ga./ University of Georgia
7	Ka'ili Smith	1B/C	L-L	5-7	Sr.	3L	Kapolei, Hawaii/Kapolei
11	Stephanie Becker	LHP	L-L	6-0	Jr.	2L	Aurora, Ill./West Aurora
12	Megan Nesbit	INF	R-R	5-5	Fr.	HS	Acworth, Ga./Allatoona
13	Brittany Bell	OF	R-R	5-2	RSr.	3L	Brandon, Fla./Riverview
14	Shelby Fisher	OF/1B	L-L	5-7	Jr.	2L	Scottsdale, Ariz./Horizon
15	Swayze Hollenhead	INF	R-R	5-5	Fr.	HS	Mathiston, Miss./East Webster
16	Sam Lenahan	C/1B	R-R	5-6	So.	1L	Lawrenceville, Ga./Collins Hill
17	Misty Flesher	RHP	R-R	5-9	RSr.	3L	Lone Grove, Okla./Lone Grove
19	Rachael Zdeb	OF	R-R	5-9	So.	1L	Shawnee, Kan./Shawnee Mission NW
21	Briana Bell	OF	R-R	5-6	So.	1L	Brandon, Fla./Riverview
22	Heidi Shape	INF	R-R	5-5	So.	1L	Duluth, Ga./Norcross
23	Erika Gaul	INF	R-R	5-11	Fr.	HS	Clermont, Fla./South Lake
24	Caitlin Wenzel	UTL	R-R	5-9	RFr.	1L	Marinette, Wisc./Peshtigo
25	Courtney Vanlandingham	INF	R-R	5-9	Fr.	HS	Owasso, Okla./Owasso
26	Jessica Offutt	OF	L-R	5-5	So.	1L	Madison, Ala./Bob Jones
27	Shana Sherrod	RHP	R-R	5-5	So.	1L	Vestavia Hills, Ala./Vestavia Hills
32	Lindsey Dunlap	LHP	L-L	5-8	Sr.	3L	Hueytown, Ala./Hueytown
34	Ashley Phillips	OF	R-R	5-6	Fr.	HS	Water Valley, Miss./Water Valley
44	Chrissie Rovtar	INF/C	R-R	5-10	Jr.	2L	West Chicago, Ill./Community Dist. 94

Head Coach: Vann Stuedeman (Huntingdon College, 1994) – First Year at MSU

Assistant Coaches: Beth Mullins (UAB, 2005) Alan Reach (Alabama, 2002)

Managers: Jay Bailey, Alison Barnes, Shanika Randle, Russ Singleton

Strength Coach: Alicia Catlette

Certified Athletic Trainer: Kari Kebach

Graduate Assistant Athletic Trainer: Sarah Williams

Student Athletic Trainer: Catherin Crutcher

Academic Advisor: Jillian Jones

## 2012 ALPHABETICAL ROSTER

No.	Name	Pos.	B-T	Ht.	Yr.	Exp.	Hometown/High School/Last College
11	Stephanie Becker	LHP	L-L	6-0	Jr.	2L	Aurora, Ill./West Aurora
21	Briana Bell	OF	R-R	5-6	So.	1L	Brandon, Fla./Riverview
13	Brittany Bell	OF	R-R	5-2	RSr.	3L	Brandon, Fla./Riverview
2	Jessica Cooley	OF	R-R	5-7	Jr.	2L	Birmingham, Ala./Oak Mountain
32	Lindsey Dunlap	LHP	L-L	5-8	Sr.	3L	Hueytown, Ala./Hueytown
6	Julia Echols	INF	R-R	5-6	Tr.	1L	McDonough, Ga./ University of Georgia
14	Shelby Fisher	OF/1B	L-L	5-7	Jr.	2L	Scottsdale, Ariz./Horizon
17	Misty Flesher	RHP	R-R	5-9	RSr.	3L	Lone Grove, Okla./Lone Grove
4	Brittany Gates	OF	L-R	5-3	Sr.	3L	Houston, Miss./Houston
23	Erika Gaul	INF	R-R	5-11	Fr.	HS	Clermont, Fla./South Lake
15	Swayze Hollenhead	INF	R-R	5-5	Fr.	HS	Mathiston, Miss./East Webster
16	Sam Lenahan	C/1B	R-R	5-6	So.	1L	Lawrenceville, Ga./Collins Hill
5	Erin Nesbit	INF	R-R	5-8	Jr.	2L	Acworth, Ga./Harrison
12	Megan Nesbit	INF	R-R	5-5	Fr.	HS	Acworth, Ga./Allatoona
26	Jessica Offutt	OF	L-R	5-5	So.	1L	Madison, Ala./Bob Jones
4	Alison Owen	RHP	R-R	5-7	Tr.	2L	Newnan, Ga./University of Georgia
34	Ashley Phillips	OF	R-R	5-6	Fr.	HS	Water Valley, Miss./Water Valley
44	Chrissie Rovtar	INF/C	R-R	5-10	Jr.	2L	West Chicago, Ill./Community Dist. 94
22	Heidi Shape	INF	R-R	5-5	So.	1L	Duluth, Ga./Norcross
27	Shana Sherrod	RHP	R-R	5-5	So.	1L	Vestavia Hills, Ala./Vestavia Hills
7	Ka'ili Smith	1B/C	L-L	5-7	Sr.	3L	Kapolei, Hawaii/Kapolei
25	Courtney Vanlandingham	INF	R-R	5-9	Fr.	HS	Owasso, Okla./Owasso
3	Kylie Vry	LHP	L-L	5-10	Jr.	2L	Des Moines, Iowa/Des Moines East
24	Caitlin Wenzel	UTL	R-R	5-9	RFr.	1L	Marinette, Wisc./Peshtigo
19	Rachael Zdeb	OF	R-R	5-9	So.	1L	Shawnee, Kan./Shawnee Mission NW

# MISSISSIPPI STATE SOFTBALL



<b>SHANA</b> Sherrod	<b>SHAY</b> -na
<b>KA'ILI</b> Smith	Kuh-EE-lee
Kylie <b>VRY</b>	Rhymes with "Dry"
Caitlin <b>WENZEL</b>	<b>WEN</b> -zel
Rachael <b>ZDEB</b>	<b>Zeb</b>

Julia Echols.....	McDonough
Sam Lenahan.....	Lawrenceville
Erin Nesbit.....	Acworth
Megan Nesbit.....	Acworth
Alison Owen.....	Newnan
Heidi Shape.....	Duluth

<b><u>6-0</u></b> .....	Stephanie Becker
<b><u>5-11</u></b> .....	Erika Gaul
<b><u>5-10</u></b> .....	Chrissie Rovtar Kylie Vry
<b><u>5-9</u></b> .....	Misty Flesher Courtney Vanlandingham Caitlin Wenzel Rachael Zdeb
<b><u>5-8</u></b> .....	Lindsey Dunlap Erin Nesbit
<b><u>5-7</u></b> .....	Jessica Cooley Shelby Fisher Alison Owen Ka'ili Smith
<b><u>5-6</u></b> .....	Briana Bell Julia Echols Sam Lenahan Ashley Phillips
<b><u>5-5</u></b> .....	Swayze Hollenhead Megan Nesbit Jessica Offutt Heidi Shape Shana Sherrod
<b><u>5-3</u></b> .....	Brittany Gates
<b><u>5-2</u></b> .....	Brittany Bell

Caitlin Wenzel ..... Marinette

Erika Gaul  
Swayze Hollenhead  
Megan Nesbit  
Ashley Phillips  
Courtney Vanlandingham  
Caitlin Wenzel\*

\*\*—Redshirted the 2009 Season

## A NEW ERA OF BULLDOG SOFTBALL



# BRITTANY BELL



## BRITTANY BELL 13

OF | R-R | 5-2 | RSr. | 3L  
Brandon, FL  
(Riverview)

### 2011 HIGHLIGHTS

- Doubled and scored a run as State defeated SIU to clinch a spot in the Bulldog Round-Robin championship game.
- Had her season ended by a knee injury in the title game against SIU.

### 2010 HIGHLIGHTS

- Started 52 games while playing in all but one.
- Hit .295 (43-for-146) and set career highs for doubles (6) and home runs (4).
- Also tallied a personal-best 27 RBI, the second-most on the team.
- Paced MSU with 24 walks and was hit by a pitch seven times, putting her four back of the career record with 29.
- Stole 13-of-15 bases, moving into ninth in school history with 46 career swipes.
- Drove in the game-winning run four times while scoring the clinching run three times.

- Named MVP of the season-opening Bulldog Round-Robin after hitting .500 with a home run and five RBI.

- Went 2-for-3 with a career-high three RBI against Stephen F. Austin in the season opener. Homered and doubled in going 3-for-4 in the weekend's second meeting with SFA. Closed the weekend with two hits and an RBI in the tournament-clinching win against UAB.

- Went 2-for-3 and scored the winning run in the eighth inning as MSU defeated Oregon State in the Aggie Classic finale.

- Delivered the game-winning base hit in the sixth inning as State rallied to defeat Troy and win the Bulldog Classic championship.

- Hit the walk-off single in the bottom of the seventh as the Bulldogs upset No. 19 Tennessee on March 9.

- Delivered the game-tying home run to cap a 3-for-4, two-RBI effort against Colorado State at the Bayer CropScience Classic in Fresno, Calif.

- Doubled and homered in a 3-for-4 afternoon against Cal State Northridge at the CropScience Classic.

- Drove in two runs and tallied a pair of hits as State defeated rival Ole Miss in the final game of a three-game series.

- Matched her personal best with three RBI in the series finale at Arkansas.

- Contributed a team-high two RBI and was hit by a pitch for the 28th time in her career at LSU on April 10.

- Hit her fourth home run of the season to give State an early lead en route to a rubber game victory at South Carolina on April 18.

- Matched the school record with three walks in MSU's series-opening win at Auburn (4/21). Added a double in the final game as the Bulldogs went on to sweep the mid-week twin bill.

### 2009 HIGHLIGHTS

- Played and started 55 of the team's 56 games last season, hitting .254 with two doubles, two home runs, 16 RBI and 25 runs scored.

- Finished second on the squad with 25 runs scored and 16 stolen bases.

- Hit by a pitch 13 times, a mark which stands second in single-season school history.

- Moved into third on the career hit by a pitch chart (22).

- Tied for second on the team with three game-winning RBI and scored the clinching run four times.

- Compiled a .986 fielding percentage as she tallied 68 putouts and five assists while committing just one error.

- Went 2-for-4 at the plate and scored twice in a win over Louisiana-Monroe at the Bulldog Round-Robin.

- Hit her first home run of the season, a three-run shot, in State's win over Hawaii.

- Drove in two runs in State's series-opening win over No. 9 Tennessee and went 3-for-4 in the finale, while scoring twice in the rubber game.

- Matched a career high for hits with a 3-for-3 effort in the series opener with South Carolina.

- Went 2-for-3 with two RBI against Ole Miss and scored a career-best three runs.

- Hit her second three-run homer of the season as the Bulldogs swept Mississippi Valley State.

### 2008 HIGHLIGHTS

- Saw action in 55 games, starting 32 times in right field, including the last 17 games.



### BELL'S CAREER STATISTICS

Year	AVG	GP-GS	AB	R	H	2B	3B	HR	RBI	TB	SLG%	BB	HBP	SO	OB%	SF	SH	SB-ATT	GW RBI	GW Runs
2008-Fr.	.264	55-32	87	26	23	5	0	2	10	34	.391	6	9	24	.373	0	2	17-17	2	5
2009-So.	.254	55-55	142	25	36	2	0	2	16	44	.310	17	13	32	.377	3	9	16-20	3	4
2010-Jr.	.295	54-52	146	28	43	6	0	4	27	61	.418	24	7	45	.416	1	2	13-15	4	3
2011-Sr.	.208	9-9	24	3	5	1	0	0	1	6	.250	4	1	3	.333	1	1	2-4	0	0
<b>TOTALS</b>	<b>.268</b>	<b>173-148</b>	<b>399</b>	<b>82</b>	<b>107</b>	<b>14</b>	<b>0</b>	<b>8</b>	<b>54</b>	<b>145</b>	<b>.363</b>	<b>51</b>	<b>30</b>	<b>104</b>	<b>.388</b>	<b>5</b>	<b>14</b>	<b>48-56</b>	<b>9</b>	<b>12</b>



# BRITTANY BELL



- Went 23-for-87 at the plate on the year (.264 average) with five doubles, two home runs, 10 RBI and 26 runs scored.
- Stole a team third-best 17 bases.
- Registered multiple hits four times and multiple RBI once.
- Drew six walks and was hit by a pitch a school third-most nine times.
- Compiled a .906 fielding percentage, claiming 28 putouts in 32 chances while committing three errors.
- Hit .351 (13-for-37) with three doubles, two home runs and six RBI over the final 13 games.
- Named SEC Freshman of the Week after hitting .625 with three RBI, five runs, a double and her first career home run against Georgia.

## HIGH SCHOOL | CLUB HIGHLIGHTS

- Started all four of her varsity seasons for Riverview High School under head coach Angela Slater.
- Hit .526 for her career and set career records for triples (18) and stolen bases (32-of-39).
- Set the school record for triples in a season with nine in 2007.
- Named Western Conference Most Valuable Player and Federal Team First Team as a senior after hitting .579 with 10 stolen bases, nine doubles, 25 runs and 25 RBI.
- Earned RHS MVP and first team All-Western Conference accolades in both 2006 and 2007.
- Posted a .612 average as a junior, setting school records with 40 runs

scored and 12 stolen bases in 15 attempts.

- Selected to the Tampa Tribune All-County Team.
- Set the school record for assists in her first varsity season with 58.

## PERSONAL INFORMATION

- Born Brittany Kiara Bell on July 8, 1989, in Tampa, Fla.
- Daughter of Joe and Anne Bell.
- Has two sisters (Briana and Bianka) and a brother (Joe). Sister, Briana, is a sophomore on the team.
- Majoring in kinesiology (CLEP).
- Enjoys playing video games in her spare time.
- Once tricked teammate and sister Briana Bell into thinking brown gravy was chocolate.
- Favorite vacation spot is Paris, France.
- Favorite athlete is NBA player Derrick Rose.

## BELL'S CAREER HIGHS

At Bats	5, 2x, last at Miss. Valley St. (3/24/10)
Hits	3, 7x, last v. Cal St. Northridge (3/14/10)
Runs	3, 2x, last v. Stephen F. Austin (2/14/10)
RBI	3, 4x, last at Arkansas (3/28/10)
Doubles	1, 14x, last v. Southern Illinois (2/19/11)
Triples	None
Home Runs	1, 8x, last at So. Carolina (4/17/10)
Walks	3, at Auburn (4/21/10)
Stolen Bases	2, 4x, last at Ole Miss (3/21/10)

# A NEW ERA OF BULLDOG SOFTBALL

MISSISSIPPI  
STATE



# LINDSEY DUNLAP



**LINDSEY  
DUNLAP**

**32**

**LHP | L-L | 5-8 | Sr. | 3L**  
**Hueytown, AL**  
**(Hueytown)**

## 2011 HIGHLIGHTS

- Named to the 2011 SEC Spring Academic Honor Roll.
- Finished the year ranked eighth in career complete games (24), ninth in innings pitched (302.0), tied for 10th in wins (22), fifth in saves (6) and eighth in strikeouts (235).
- Recorded two outs against Purdue on Feb. 27.
- Pitched an inning of no-hit ball against Mississippi Valley State on March 6.
- Tossed three innings against Kentucky, allowing two unearned runs and two hits while striking out four.

## 2010 HIGHLIGHTS

- Made 20 appearances, drawing 13 starts.
- Tossed 74.2 innings, compiling a 5-8 mark and tying for the team lead with two saves.
- Paced the Bulldogs with 69 strikeouts and collected MSU's fourth-highest, single-season strikeout ratio (6.47).

- Threw five innings to win at Mississippi Valley State.
- Struck out the side to earn the save against Southern University (March 31).
- Tossed a four-hit shutout and K'd a season-high nine to defeat Kentucky in the series finale.
- Earned her second save of the season in a win at South Carolina.
- Allowed a run and four hits while striking out five to earn the win as MSU completed a doubleheader sweep at Auburn (April 21).

## 2009 HIGHLIGHTS

- Set the MSU freshman strikeouts record (161) and had the second-best rookie strikeout ratio (5.18).
- Tied for third in single-season history with 20 complete games.

- Tossed 217.2 innings, the second-most by a freshman and fifth-most overall in school history.
- Collected a 17-16 record and tied for the SEC lead with four saves while compiling a 3.41 ERA.
- Won a rookie-record five-straight games to open the year, and eight of her final 13 starts.
- Earned Bulldog Round-Robin and Bulldog Classic All-Tournament honors.
- Beat Florida State as MSU won the Sunshine Classic title.
- Earned her first of two SEC Freshman of the Week awards after picking up a win over UAB and two victories over No. 9 Tennessee.
- Received her second league freshman of the week nod following a win over No. 6 Georgia and two victories over South Carolina.



### DUNLAP'S CAREER STATISTICS

Year	ERA	W-L	APP	GS	CG	SHO	SV	IP	H	R	ER	BB	SO	2B	3B	HR	AB	B/AVG	WP	HBP
2009-Fr.	3.41	17-16	43	28	20	3/3	4	217.2	206	112	106	79	161	24	8	27	947	.252	10	23
2010-So.	4.88	5-8	20	13	4	1/2	2	74.2	61	58	52	66	69	12	1	17	369	.227	5	19
2011-Jr.	14.48	0-2	8	3	0	0/1	0	9.2	11	25	20	30	5	1	0	70	.306	4	2	
TOTALS	4.13	22-26	71	44	24	4/6	6	302.0	278	195	178	175	235	37	9	44	1386	.248	19	44



# LINDSEY DUNLAP

## HIGH SCHOOL | CLUB HIGHLIGHTS

- Named EA Sports All-America First Team following a stellar career for Lissa Walker at Hueytown (Ala.) High School.
- Won 138 games and struck out 1,646 during her prep career.
- Named Alabama's Gatorade Player of the Year and Alabama's Miss Softball by the Alabama Sports Writers Association after guiding HHS to a third state championship in four seasons.
- Went 41-1 her senior season with a 0.57 ERA and 442 strikeouts in leading Hueytown to a 61-5-2 record and No. 12 national ranking.
- Named state tourney MVP and Alabama Sports Writers' Association All-Classification Pitcher.
- Tabbed the state and metro pitcher of the year two-straight years by the Birmingham News after earning All-State and all-metro honors from the publication each year of her varsity career.
- Also earned ASWA 2008 Super All-State honors.
- Tallied a 0.20 ERA and won 44 games as a junior.
- Fanned 210 as a sophomore in leading the Golden Gophers to the 2006 Class 5A state title.
- Named Super All-Metro, All-State, Birmingham News West Player of the Year, Super 12 All-State and state tournament MVP as a freshman after leading HHS to a 5A state title.
- Played club softball for the Birmingham Vipers and the Florida Gold Coast Hurricanes.
- Led the Vipers to four ASA state championships and two ASA national tournament showings.

- Helped the Gold Coast Hurricanes to third place at the 2007 ASA Gold Nationals.

## PERSONAL INFORMATION

- Born Lindsey Nicole Dunlap on Aug. 15, 1990, in Birmingham, Ala.
- Daughter of Gary and Kecia Dunlap.
- Has one sister, Shae.
- Majoring in kinesiology (sport pedagogy).
- Biggest fear is bad weather.
- Favorite professional athlete is Cat Osterman.
- Favorite television show is Law and Order SVU.
- Favorite actress is Katherine Heigl.
- Favorite hobby is spending time with her family at the beach in the summer and in the mountains in the fall.

### DUNLAP'S CAREER HIGHS

Innings Pitched	10.0, 2x, last v. Auburn (4/22/09)
Strikeouts	11, v. Jackson State (4/9/09)
Hits	10, at Tennessee (3/29/09)
Runs	11, v. Washington (2/12/11)
Earned Runs	11, v. Washington (2/12/11)
Walks	10, v. Washington (2/12/11)



## A NEW ERA OF BULLDOG SOFTBALL

MISSISSIPPI  
STATE



# MISTY FLESHER



**MISTY  
FLESHER** 17

**RHP|R-R|5-9|RSr.|3L**  
**Lone Grove, OK**  
**(Lone Grove)**

## 2011 HIGHLIGHTS

- Named a 2011 NFCA All-America Scholar-Athlete as well as a 2011 SEC Spring Academic Honor Roll selection.
- Pitched 5.2 innings against UNLV, allowing two runs (one earned) with three strikeouts.
- Came back in the next game and struck out four while surrendering four earned runs (five total) over 4.1 frames.
- Tossed the final four innings against Illinois-Chicago in the opening-weekend finale, holding the Flames to one hit to earn her first victory of the season.
- Allowed a hit and struck out two over the final two innings to notch the save against Louisiana Tech in the 2011 home opener.
- Tossed 4.1 innings of three-hit ball to earn a save and a win and a place on the Bulldog Classic All-Tournament Team.
- Earned her second save of the year in State's upset of No. 22 Texas A&M, recording the final out of the game with the Aggies having the tying run at the plate.
- Threw 4.1 innings of three-hit relief against Missis-

sippi Valley State, striking out four to notch her second win of the year.

- Earned the series-clinching win against South Carolina, allowing three earned runs with four strikeouts over 4.1 innings.
- Matched a career-best eight innings and struck-out a personal-best 11 to earn the win in State's 9-8, 10-inning victory against Florida State.
- Tossed 4.2 innings and struck out five in relief as she earned the win in a one-hit shutout of Arkansas.
- Tossed 3.0 scoreless innings to earn the win as the Dawgs completed the three-game sweep of Arkansas.
- Collected her third save of the season as she tossed two innings of one-hit softball with four strikeouts against Alcorn State.
- Earned her fourth save of the season as she recorded the final out in MSU's 4-3 win against No. 22 Auburn.
- Tossed three scoreless innings, allowing two hits, to notch the win against Mississippi Valley State on April 19.
- Pitched 2.1 innings in relief and earned the victory in State's 8-6 upset of seventh-ranked Georgia.

## 2010 HIGHLIGHTS

- Named NFCA All-America Scholar-Athlete and earned a third SEC Academic Honor Roll selection.

- Paced the team with 12 victories and 124.2 innings pitched in 34 appearances.
- Struck out 64, second-most on the squad.
- Earned a pair of wins over UAB at the season-opening Bulldog Round-Robin, claiming all-tournament honors.
- Went a career-high 8.0 innings and K'd a season-high six in an Aggie Classic-closing victory against Oregon State.
- Named all-tournament at the Bulldog Classic.
- Earned the win against 19th-ranked Tennessee.
- Collected her seventh win of the season against Southern Mississippi on March 17.
- Earned both victories at South Carolina (April 17-18). Allowed a run and four hits in the opener before closing the series with a complete-game effort.
- Went the distance in MSU's series-opening win at Auburn (April 21), allowing two runs and seven hits to earn her third-straight victory.

## 2009 HIGHLIGHTS

- Tossed 7.1 innings over four appearances, striking out three and compiling a 2.86 earned-run average before being sidelined by injury.

## 2008 HIGHLIGHTS

- Started 28 games and appeared in 10 more during her rookie season, registering the second-most wins by an MSU freshman (20).



## FLESHER'S CAREER STATISTICS

Year	ERA	W-L	APP	GS	CG	SHO	SV	IP	H	R	ER	BB	SO	2B	3B	HR	AB	B/AVG	WP	HBP
2008-Fr.	2.11	20-10	38	28	16	6/1	1	179.1	153	60	54	43	119	18	2	12	747	.228	10	9
2009-So.	2.86	0-0	4	2	0	0/0	0	7.1	8	4	3	6	3	0	0	1	38	.267	1	0
2010-RSo.	4.16	12-10	34	22	9	0/1	1	124.2	145	88	74	63	64	31	2	13	591	.294	11	12
2011-RJr.	5.48	8-6	37	10	0	0/2	4	92.0	121	84	72	45	59	17	3	11	451	.318	11	10
<b>TOTALS</b>	<b>3.52</b>	<b>40-26</b>	<b>113</b>	<b>62</b>	<b>25</b>	<b>6/4</b>	<b>6</b>	<b>403.1</b>	<b>427</b>	<b>236</b>	<b>203</b>	<b>157</b>	<b>245</b>	<b>66</b>	<b>7</b>	<b>37</b>	<b>1827</b>	<b>.271</b>	<b>33</b>	<b>31</b>



# MISTY FLESHER

- Topped the team with a 2.11 ERA and 119 strikeouts.
- Held opponents to a .228 average, allowing 54 earned runs over a team-high 179.1 innings.
- Twice named the SEC's Freshman of the Week, earning the honor after the Bulldog Round-Robin and following a pair of complete-game wins against South Carolina.
- Struck out nine, the most by an MSU freshman in her first start, to defeat Cal State Northridge at the Cathedral City Kickoff.
- Earned the save in State's victory over California.
- Named Bulldog Round-Robin all-tournament after picking up wins over Wright State and Fordham.
- Allowed three runs and struck out seven to claim two wins in a series sweep of Ole Miss.
- Named Bully Bash MVP after coming three outs away from a perfect game against Mississippi Valley State.
- Limited Georgia to one hit with two strikeouts and two walks in a series-opening win and retired 14 of the last 17 batters she faced as MSU rallied to win the rubber game.
- Held No. 10 Tennessee to a run on five hits to cap a run of six-straight wins.
- Started all three games of the Bulldogs' NCAA Tournament run.

## HIGH SCHOOL | CLUB HIGHLIGHTS

- A four-time Oklahoma All-Star at Lone Grove High School.
- Named an NFCA All-American in 2007 after leading her team to a 35-9 mark with 554 strikeouts, a 0.12 ERA and a team-best .342 batting average.
- Four-time Southern Oklahoma Pitcher of the Year, Daily Ardmore Pitcher of the Year and Lisa Fernandez Pitching Award winner.
- Awarded the Fergie Jenkins Award for the top athlete in the state, and the state Gatorade Player of the Year as a senior.
- Set the national record for single-season shutouts (35) as a sophomore, and finished her high-school career with a national-record 108.
- Set Oklahoma's strike-out record (1,658) while helping Lone Grove to a state championship, four state tournament appearances and four district and region championships.
- Played club ball for the Tulsa Eagles, pacing the squad to third place at the 2007 18U Gold Independence Day Tournament in Boulder, Colo.
- Helped the Eagles to the 2004 American Fastpitch Association national championship.
- Set a discus school record in track and advanced to the 2007 state meet.

## PERSONAL INFORMATION

- Born Misty Michelle Flesher on May 21, 1988, in Ardmore, Okla.
- Daughter of Mike and Sharon Flesher.
- Has one brother, Josh.
- Majoring in elementary education.
- Biggest fear is stormy weather.



### FLESHER'S CAREER HIGHS

Innings Pitched	8.0, 2x, last v. Florida State (3/11/11)
Strikeouts	11, v. Florida State (3/11/11)
Hits	9, 3x, last v. Kentucky (4/2/10)
Runs	8, 3x, last v. Southern Illinois (2/19/11)
Earned Runs	8 v. Cal St. Northridge (3/14/10)
Walks	7, at LSU (4/10/10)

# A NEW ERA OF BULLDOG SOFTBALL



# BRITTANY GATES



## BRITTANY GATES

4

OF | L-R | 5-3 | Sr. | 3L  
Houston, MS  
(Houston)

### 2011 HIGHLIGHTS

- Went 2-for-2 and scored a run against UC Riverside at the Sportco Kick-Off Classic in Las Vegas.
- Hit her first double of the season to cap a 2-for-2 game against Southern Miss in which she scored twice.
- Belted her first career triple and scored the tying run as MSU rallied to defeat South Carolina in its SEC opener.
- Capped the SEC/ACC Challenge by hitting her first career home run in the setback to North Carolina, setting a career high with two RBI with the blast.
- Hit her second home run of the season in the regular-season finale at No. 7 Georgia.

### 2010 HIGHLIGHTS

- Played in 52 games, starting every contest in center field.
- Scored 10 runs, including a pair of game-winners, while collecting seven hits.
- Successful on three of her four steal attempts.

- Threw out five runners while committing just two errors.
- Went 1-for-2 and scored the winning run of the Bulldog Round-Robin against UAB.
- Scored the game-clincher as the Dawgs rallied to defeat Maryland at the NFCA Leadoff Classic.
- Plated the tying run as the Bulldogs rallied to defeat Troy on March 7 and win the Bulldog Classic.
- Was perfect at the plate with a season-high two hits in the second game of a three-game SEC series at rival Ole Miss. Scored one of State's runs in a three-run fifth inning as the Bulldogs went on to win the final game of the series against the Rebels.
- Had a hit and scored a run in the Bulldogs' March 24 win at Mississippi Valley State.

### 2009 HIGHLIGHTS

- Played in every game during her rookie season, starting all but one in center field.
- Finished third on the squad with 10 steals.
- Batted at a .204 clip, collecting a pair of doubles, two RBI and 20 runs scored.
- Posted seven multiple-hit games and scored the winning run twice.
- Collected a season-high four at-bats in Mississippi State's upset of No. 6 Georgia.
- Tallied her top hits total of the season (three) in a win over Iona in the season-opening Bulldog Round-Robin.
- Scored two runs on a season-high three hits in State's Feb. 7 win over Iona at the season-opening Bulldog Round-Robin.
- Led the Bulldogs with a 2-for-2 effort against Ohio State at the NFCA Leadoff Classic.
- Went 2-for-3 at the plate in MSU's series-opening win over ninth-ranked Tennessee.
- Helped pace Mississippi State to a series-clinching win over South Carolina, going 2-for-2 with an RBI and two runs scored.
- Went 2-for-2 and scored twice in a win over Mississippi Valley State.

### HIGH SCHOOL | CLUB HIGHLIGHTS

- Competed on the prep level for Keith Jernigan at Houston (Miss.) High School.
- Considered one of the top prep prospects in the

Magnolia State following the 2008 season.

- Selected to play in the Robertson's Sportswear/ NEMSBGA All-Star Game.
- Named Northeast Mississippi Daily Journal All-Area First Team and All-Region 3-3A after hitting .583 with 50 stolen bases and a .680 on-base percentage.
- Tabbed Region 3-3A Defensive Player of the Year five times.
- Named the Lady Hilltoppers' MVP, Best Defensive Player and Highest Batting Average winner.
- Earned the team's sportsmanship and 110-percent hustle awards.
- Claimed the HHS Highest Academic Achiever five times.
- Played during the summer for the Germantown (Tenn.) Lady Red Devils and coach Rose Kalisak.
- Helped the Lady Red Devils to third place at the prestigious Canada Cup and the Colorado Sparkler Showcase.



### GATES' CAREER STATISTICS

Year	AVG	GP-GS	AB	R	H	2B	3B	HR	RBI	TB	SLG%	BB	HBP	SO	OB%	SF	SH	SB-ATT	GW RBI	GW Runs
2009-Fr.	.204	56-55	113	20	23	2	0	0	2	25	.221	4	4	42	.256	0	3	10-14	0	2
2010-So.	.152	52-52	46	10	7	0	0	0	0	7	.152	3	0	21	.204	0	0	3-4	0	2
2011-Jr.	.167	55-51	102	12	17	2	1	2	3	27	.265	4	1	33	.206	0	2	1-3	0	1
<b>TOTALS</b>	<b>.180</b>	<b>163-158</b>	<b>261</b>	<b>42</b>	<b>47</b>	<b>4</b>	<b>1</b>	<b>2</b>	<b>5</b>	<b>59</b>	<b>.226</b>	<b>11</b>	<b>5</b>	<b>96</b>	<b>.227</b>	<b>0</b>	<b>5</b>	<b>14-21</b>	<b>0</b>	<b>5</b>



# BRITTANY GATES

- Guided the team to a ninth-place finish out of 83 teams at the ASA Gold Qualifier.
- Claimed back-to-back Patriot Tournament championships with the Lady Red Devils.
- Also participated in the Houston High band.

## PERSONAL INFORMATION

- Born Brittany Lasha Gates on Feb. 23, 1990, in Amory, Miss.
- Daughter of David and Sherry Gates.
- Has a sister, Chelsea.
- Majoring in kinesiology (health fitness studies).
- Enjoys riding horses in her spare time.
- Was named Beauty Queen of a local Christmas Pageant as a child.



### GATES' CAREER HIGHS

At Bats	4, at Georgia (4/15/09)
Hits	3, v. Iona (2/7/09)
Runs	2, 5x, last v. Southern Miss (2/23/11)
RBI	2, v. North Carolina (3/13/11)
Doubles	1, 4x, last Alcorn State (3/29/11)
Triples	1, v. South Carolina (3/9/11)
Home Runs	1, 2x, last at Georgia (5/8/11)
Walks	2, v. Maryland (2/27/10)
Stolen Bases	2 v. South Carolina (4/19/09)



**A NEW ERA OF BULLDOG SOFTBALL**

MISSISSIPPI  
STATE



# KA'ILI SMITH



**KA'ILI  
SMITH**

**7**

**1B/C|L-L|5-7|Sr.|3L  
Kapolei, Hawaii  
(Kapolei)**

## 2011 HIGHLIGHTS

- Notched a hit and drove in a run against host UNLV at the Sportco Kick-Off Classic.
- Added a hit and RBI the next day against No. 11 Washington.
- Moved to the leadoff spot for the finale against Illinois-Chicago, collecting a hit and scoring a run in the 5-2 win.
- Named to the Bulldog Round-Robin All-Tournament Team after going 5-for-8 at the plate with three runs scored, a double, a home run and five RBI.
- Collected three hits, including a double, in the first meeting with Southern Illinois.
- Drove in a run and scored twice, including the game winner on Sam Lenahan's walk-off home run.
- Hit her first home run of the season as part of a two-hit, four-RBI effort against the Salukis in the championship game.
- Went 2-for-4 and scored a run in the Bulldogs' win against Southern Miss.

- Paced MSU at the plate in the Phyllis Rafter Memorial, hitting .533 (8-for-15) with her second home run of the season, two RBI and four runs scored.
- Collected two hits and scored once in State's tournament-opening win against Bowling Green.
- Opened Saturday's twinbill with a 3-for-4, two-RBI outing against Georgia State in which she homered.
- Notched two hits against Kennesaw State before wrapping the weekend with a hit against Purdue.
- Hit .400 and scored four runs as Mississippi State upset No. 22 Texas A&M and defeated Mississippi Valley State to win the Bulldog Classic.
- Scored two runs following a pair of hits against the Aggies.
- Walked twice and came around to score against the Delta Devils.
- Had the game-winning RBI single as State rallied to take the opening game of a midweek doubleheader against South Carolina.
- Went 2-for-2 in two games at the SEC/ACC Challenge.
- Also walked twice in both of MSU's wins against Florida State.
- Went 3-for-3 and drove in all three of State's runs in a series-opening win against Arkansas.
- Scored the winning run in Sunday's series finale after leading off the inning with a base hit.

- Notched her 1,000th RBI with an RBI double against Kentucky on March 25, going 1-for-2 with two walks.
- Went 2-for-3 and drove in two runs in a win against Alcorn State.
- Went 2-for-3, including a double, and matched a career high with three runs scored in Sunday's series-clinching win against Ole Miss.
- Singled, stole a base and later scored in the decisive sixth as Mississippi State upset No. 22 Auburn.
- Tallied two hits and drove in a run at Mississippi Valley State.
- Went 4-for-9 (.444) in three games at No. 3 Alabama, notching a double and two RBI.
- Had a hit, scored a run and walked in a home win against Mississippi Valley State.
- Tallied two hits and drove in State's third run as the Bulldogs claimed a 3-2 upset of No. 4 Tennessee on April 23.
- Hit .444 (4-for-9) at the plate in three games against LSU.
- Went 2-for-4 in the opening game, before collecting a hit in each of the final two games.
- Hit .500 in the final series of the regular season against No. 7 Georgia.
- Tallied a double and RBI in the opening-game upset.
- Collected a career-high three walks on Saturday before wrapping the series with a 3-for-3 effort on Sunday.



## SMITH'S CAREER STATISTICS

Year	AVG	GP-GS	AB	R	H	2B	3B	HR	RBI	TB	SLG%	BB	HBP	SO	OB%	SF	SH	SB-ATT	GW RBI	GW Runs
2009-Fr.	.323	56-56	158	22	51	11	4	1	35	73	.462	22	2	30	.405	3	0	3-3	3	3
2010-So.	.329	55-55	161	38	53	7	3	10	50	96	.596	19	3	27	.405	2	1	1-2	2	4
2011-Jr.	.348	56-56	164	31	57	5	1	2	25	70	.427	26	3	19	.446	0	1	5-5	3	2
<b>TOTALS</b>	<b>.333</b>	<b>167-167</b>	<b>483</b>	<b>91</b>	<b>161</b>	<b>23</b>	<b>8</b>	<b>13</b>	<b>110</b>	<b>239</b>	<b>.495</b>	<b>67</b>	<b>8</b>	<b>76</b>	<b>.419</b>	<b>5</b>	<b>2</b>	<b>9-10</b>	<b>8</b>	<b>9</b>

**MISSISSIPPI STATE SOFTBALL**



# KA'ILI SMITH

## 2010 HIGHLIGHTS

- SEC Academic Honor Roll member who hit a then personal-best .329.
- Hit the fifth-most home runs in a season (10) and drove in the sixth-most RBI (50).
- Set sophomore records for home runs and RBI. Also added seven doubles and three triples.
- Tied Kellie Wilkerson for fifth all-time with 0.18 HR per game in a season.
- Ended 2010 tied for first in career RBI per game (0.77) and 10th in home runs (11).
- Became the third Dawg to hit two grand slams in a season.
- Doubled, homered and drove in three runs vs. Stephen F. Austin in the Bulldog Round-Robin.
- Notched three hits and an RBI vs. Louisiana-Monroe at the Aggie Classic. Went 4-for-5 with a grand slam and a career-high five RBI against Oregon State the next day.
- Homered against N.C. State and Maryland at the NFCA Leadoff Classic. Capped the weekend with three RBI against Illinois State.
- Named Bulldog Classic MVP after hitting .600 with a double, triple, three RBI and seven runs.
- Had seven hits and 10 runs in an all-tournament effort at the CropScience Classic in Fresno, Calif. Tallied five RBI on a triple and grand slam against Georgetown. Homered in the next two games, tallying two RBI each vs. East Tennessee State and Cal State Northridge.
- Hit a three-run homer in the opener at Ole Miss.
- Belted the walk-off home run in the seventh inning to give State a 1-0 win over Kentucky.
- Hit her 10th HR of the season in game two at South Carolina. Drove in a run in the series finale.

## 2009 HIGHLIGHTS


- Named All-SEC, earning second team honors and all-freshman accolades.
- Tabbed first team NFCA All-South Region after hitting .323 and leading MSU in doubles (11), triples (4) and RBI (35).
- Went 4-for-4 with three RBI and two runs against Louisiana-Monroe at the Bulldog Round-Robin.
- Earned her first of two SEC Freshman of the Week honors after going 8-for-16 with four doubles and four RBI to earn all-tournament honors at the Kipa Aloha Tournament in her home state.
- Batted .327 with five doubles, a triple, a home run and 24 RBI over the season's final 36 games.
- Named league freshman of the week after hitting .429 in a sweep of Ole Miss.
- Tallied four hits and drove in five runs in a three-game series against LSU.
- Went 4-for-9 in three games at Florida, including a 3-for-3 effort in game two.
- Hit her first career home run, a three-run shot, to break a scoreless tie in the series opener with South Carolina.

## HIGH SCHOOL | CLUB HIGHLIGHTS

- Earned four first-team all-state honors playing for Tony Saffery at Kapolei High School.
- Named a first-team outfielder by both the Star Bulletin and the Honolulu Advertiser her sophomore, junior and senior campaigns.
- Selected to her fourth All-Oahu Interscholastic Association first team after hitting .592 with six doubles and eight triples as a senior.
- Hit .500 with 30 RBI and 15 stolen bases in 2007, helping KHS to sixth in state.
- Led Kapolei to third in state a year after the 2005 OIA championship squad finished runner-up.
- Made back-to-back Colorado Fireworks showings with Saffery's Hawaii Pearls travel squad.
- Three-time All-OIA selection in volleyball.

## PERSONAL INFORMATION

- Born Ka'ilihiwa Kalae Smith on July 10, 1990, in Kapiolani, Hawaii.
- Daughter of M. Kalani and Cindy Smith.
- Has three brothers, Kaulanakouinoa, Kuliaikanu'u and Kaleo, and a sister, Kanaiaupuni.
- Majoring in industrial technology.



### SMITH'S CAREER HIGHS

At Bats	5, 3x, last at UNLV (2/11/11)
Hits	4, 2x, last v. Oregon State (2/20/10)
Runs	3, 2x, last v. Ole Miss (4/3/11)
RBI	5, 2x, last v. Georgetown (3/13/10)
Doubles	2, 3x, last v. Tennessee (3/9/10)
Triples	1, 8x, last v. Alcorn State (3/29/11)
Home Runs	1, 13x, last v. Georgia State (2/25/11)
Walks	3, at Georgia (5/7/11)
Stolen Bases	1, 9x, last v. Miss. Valley State (4/19/11)

# A NEW ERA OF BULLDOG SOFTBALL

MISSISSIPPI  
STATE



# STEPHANIE BECKER



## STEPHANIE BECKER

11

LHP | L-L | 6-0 | Jr. | 2L  
Aurora, IL  
(West Aurora)

### 2011 HIGHLIGHTS

- Named a 2011 NFCA All-America Scholar-Athlete as well as a 2011 SEC Spring Academic Honor Roll selection.
- Tossed three innings in relief against No. 11 Washington, allowing four earned runs while striking out a pair.
- Notched a pair of wins in the home-opening Bulldog Round-Robin.
- Allowed two runs and six hits while striking out three over five innings to pick up the win against Louisiana Tech.
- K'd three while tossing 1.1 perfect innings to defeat Southern Illinois.
- Collected her third win of the season as she allowed two runs and struck out a career-high five in 5.1 innings against Bowling Green.
- Tossed four innings against Florida, matching a career high with five strikeouts in the relief effort.
- Allowed a run and one hit while striking out a career-high nine in a win against Alcorn State.

• Threw a four-hit, complete-game shutout to lead Mississippi State to a 3-0 win that evened the weekend series against Ole Miss.

• Tossed 3.1 innings of perfect relief to earn the win at Mississippi Valley State.

• Drew the start in all three games against No. 4 Tennessee, going the distance in the series finale, holding UT scoreless over the final five innings to earn the win.

• Started all three games against LSU, going the distance in two of those contests.

• Allowed a run and two hits over the final 2.2 innings to earn the save in State's series-opening upset of No. 7 Georgia.

### 2010 HIGHLIGHTS

- Named to the SEC Freshman Academic Honor Roll.
- Made 28 appearances for the Bulldogs, with the majority of her innings coming in a relief role.
- Tied for the most saves on the squad (2) and claimed three wins over 77.1 innings.

• Combined on two shutouts while striking out 42.

• Earned her first collegiate save as she tossed two scoreless innings in the Bulldog Round-Robin championship game against UAB.

• Tossed 2.2 hitless innings against Louisiana-Monroe at the Aggie Classic in College Station, Texas, to collect her second save of the season.

• Held Maryland to three hits in relief at the NFCA Leadoff Classic to claim her first career win.

• Defeated Illinois State at the Leadoff Classic, allowing two unearned runs over five innings.

• Made her first start against Wright State (March 6).

• Won the Bulldog Classic finale against Troy, allowing one hit over the final 1.1 innings.

• Hurlled 2.1 scoreless innings in State's series-opening win at South Carolina (April 17).

### HIGH SCHOOL | CLUB HIGHLIGHTS

• Enjoyed a four-year prep career at West Aurora High School in Aurora, Ill.

• Played her final two seasons for Dave Zine after pitching under Donna Proctor's tutelage her freshman and sophomore campaigns.



• Compiled 82 victories and 818 strikeouts during her career, both West Aurora records.

• Won at least 17 games each year and tallied 200-plus strikeouts her sophomore, junior and senior seasons.

• Named All-DuPage Valley Conference all four years, including a unanimous first team selection the past three years after being named honorable mention as a freshman.

• Finished as West Aurora's all-time leader in strikeouts and victories.

• Selected Beacon News Player of the Year First Team and Daily Herald Softball Athlete of the Year First Team Captain following a senior year in which she won 12 games while compiling a 1.02 ERA and career-best 264 strikeouts.

• Voted to the Chicago Sun Times All-Area Team and the Chicago Tribune All-State Team following her final prep season.

• Named to the Chicago Sun Times Top 100 Softball Players to Watch twice and the Chicago Tribune list of Top-50 players as a senior.

• Daily Herald All-Area First Team and Top-Five Pitcher as a junior.

• Claimed 2008 all-area honors from the Beacon News after posting a 0.78 ERA with 200 strikeouts over 152.2 innings.

### BECKER'S CAREER STATISTICS

Year	ERA	W-L	APP	GS	CG	SHO	SV	IP	H	R	ER	BB	SO	2B	3B	HR	AB	B/AVG	WP	HBP
2010-Fr.	4.44	3-6	28	2	0	0/2	2	77.1	88	61	49	36	42	16	2	14	354	.290	8	6
2011-So.	4.41	7-11	32	22	8	1/1	1	122.1	144	95	77	37	87	17	4	21	559	.293	9	12
TOTAL	4.42	10-17	60	24	8	1/3	3	199.2	232	156	126	73	129	33	6	35	913	.292	17	18



# STEPHANIE BECKER

- Won 22 games as a sophomore, earning Beacon News Player of the Year and all-area honors from the Daily Herald after posting 221 strikeouts and a 0.13 ERA that ranks in the top 12 of the Illinois High School record books.

- A four-time DuPage Valley Conference Academic Scholar-Athlete.

- Won 12 games and struck out 133 to help WAHS to the IHSA regional title and second-place finish in the DuPage Valley Conference.

- Played club softball for the Orland Park Sparks.

- Went 18-2 with a 1.44 earned-run average and 161 strikeouts in helping lead the Sparks to the ASA 18U "A" National Tournament in Las Vegas.

- Won 18 games and struck out 154 in leading the Sparks to fifth at the 2008 ASA Chicago Metro Tournament and the ASA qualifying tournament championship in Owensboro, Ky.

- Played for the 2007 Illinois Thunder 16U squad that went to the ASA 16U "A" Nationals in Sioux Falls, S.D.

- Named a Triple Crown 2007 All-America Pitcher and a 2007 adidas Futures Top-100 Recruit.

## PERSONAL INFORMATION

- Born Stephanie E. Becker on April 27, 1991, in Aurora, Ill.

- Daughter of Michael and Kim Becker.

- Majoring in elementary education.

- Owns a pet hedgehog named Gabe.

- Favorite childhood memory is the annual Becker Christmas Eve party.

## BECKER'S CAREER HIGHS

Innings Pitched	7.0, 5x, last v. LSU (5/1/11)
Strikeouts	9, v. Alcorn St. (3/29/11)
Hits	10, v. LSU (4/29/11)
Runs	7, v. Washington (2/12/11)
Earned Runs	6, 4x, last at Georgia (5/8/11)
Walks	6, v. Alabama (5/9/10)



## A NEW ERA OF BULLDOG SOFTBALL

MISSISSIPPI  
STATE



# JESSICA COOLEY



**JESSICA  
COOLEY**

**2**

**OF|R-R|5-7|Jr.|2L  
Birmingham, AL  
(Oak Mountain)**

## 2011 HIGHLIGHTS

- Named to the 2011 SEC Spring Academic Honor Roll.
- Doubled and drove in a run against No. 11 Washington at the season-opening Sportco Kick-Off Classic in Las Vegas.
- Also had a hit in the nightcap against UC Riverside.
- Hit her first double of the season before scoring the winning run in State's Bulldog Round-Robin opener against Louisiana Tech.
- Notched a pair of hits and drove in a run in a setback to host Kennesaw State at the Phyllis Rafter Memorial.
- Had a season-high two RBI in game two of State's series sweep against South Carolina.
- Drove in a run and scored once in State's 8-7 win against Florida State.
- Tallied two hits and scored twice in MSU's doubleheader sweep against Alcorn State.

- Hit a two-RBI double to cap a four-run first inning in State's series-clinching win against Ole Miss.
- Collected a hit and scored a run in each of the last two games against Auburn.
- Went 2-for-3 with a triple in a road victory at Mississippi Valley State.
- Tripled home the tying run before scoring the winning run.
- Hit .364 with a triple, home run and two RBI in a three-game series against LSU, going 2-for-4 with a triple in the opener and coming back in game two and belting her first home run of the season.

## 2010 HIGHLIGHTS

- Played in 44 games during her freshman season, starting 24 games in the outfield.
- Capped her rookie season by being named Freshman All-SEC. Also earned a place on the SEC Freshman Academic Honor Roll.
- Hit .204, collecting 19 hits and adding four doubles, a triple and a home run.
- Drove in 11 runs and scored 13 times. Contributed the game-winning RBI twice and scored the clincher once.
- Earned her first career start against Georgetown on March 13.
- Collected her first of back-to-back two-hit efforts in that game, scoring twice.
- Hit her first home run, one of MSU's school-record five grand slams, to cap a 2-for-4, 4-RBI effort at Mississippi Valley State on March 24.

- Went 1-for-3 and drove in two runs in the second game of a three-game series at Arkansas.
- Made her first start in the outfield in the opening game of the Arkansas series.
- Matched her season high with two hits in the series finale with No. 11 Georgia (April 13).
- Also tied a season high with two hits, including her first career triple, in the second game of a three-game series at South Carolina (April 17).

## HIGH SCHOOL | CLUB HIGHLIGHTS

- Compiled a stellar prep career under Danny Dubose at Oak Mountain High School.
- Earned multiple all-state, all-county, all-area and Over The Mountain team accolades during her varsity softball career.
- Selected the Shelby County Hitter of the Year and Class 6A All-State as a senior after compiling a .397 batting average on 49 hits.
- Tallied four home runs in 2009 while driving in 27 runs and scoring 50 more for the area championship team that ranked in the top five in the state all season.
- Was a perfect 19-for-19 on the bases in her final prep season.
- Broke her sister Katie's school record for batting average her junior season, hitting a .448 clip as OMHS finished second in the area and earned a second sub-state tournament berth in three seasons.
- Selected to the 2008 Alabama Sports Writer's Association Class 6A All-State Team after collecting 60 hits, 52 runs, 35 RBI, five home runs and 20 steals.



## COOLEY'S CAREER STATISTICS

Year	AVG	GP-GS	AB	R	H	2B	3B	HR	RBI	TB	SLG%	BB	HBP	SO	OB%	SF	SH	SB-ATT	GW RBI	GW Runs
2010-Fr.	.204	44-24	93	13	19	4	1	1	11	28	.301	7	1	27	.265	1	0	2-2	2	1
2011-So.	.200	51-46	125	11	25	3	3	1	11	37	.296	11	1	40	.270	0	3	1-1	0	1
<b>TOTALS</b>	<b>.202</b>	<b>95-70</b>	<b>218</b>	<b>24</b>	<b>44</b>	<b>7</b>	<b>4</b>	<b>2</b>	<b>22</b>	<b>65</b>	<b>.298</b>	<b>18</b>	<b>2</b>	<b>67</b>	<b>.268</b>	<b>1</b>	<b>3</b>	<b>3-3</b>	<b>2</b>	<b>2</b>



# JESSICA COOLEY



- Earned all-area and all-county honors following a 2008 campaign that saw OMHS finish in second place in the area tournament.

- Tallied 56 hits as a sophomore, compiling a .373 batting average and contributing 43 runs, 29 RBI and three home runs to earn Oak Mountain Most Valuable Player honors for the second-straight year.

- Claimed team MVP accolades as a freshman, hitting .339 with 22 runs, 22 RBI, three home runs and seven stolen bases.

- Landed all-area and all-county awards after leading OMHS to the 2006 sub-state tournament.

- Played travel ball for the Birmingham Skyhawks with current teammate Shana Sherrod.

- Led the Skyhawks with a .430 batting average in the summer of 2010, belting five home runs and stealing 10-of-11 bases as the squad finished 21-4, claimed the NSA championship and took second in the Florida World Series.

- Hit .425 in 2008 as the Skyhawks took second in the state and finished seventh at Colorado Fireworks.

- Also enjoyed a stellar volleyball career for OMHS, earning all-county accolades her final two seasons.

- Paced the team in digs and assists, and finished her senior season as one of the top-five setters in Birmingham.

- Helped the OMHS volleyball squad to a ninth-place finish in the state tournament.

## PERSONAL INFORMATION

- Born Jessica Ashley Cooley on April 25, 1991, in Birmingham, Ala.

- Daughter of Mark and Candy Cooley.

- Has two sisters, Lindsay Gornto and Katie, an outfielder for the Bulldogs from 2004-07.

- Majoring in marketing.

- Enjoys playing Call of Duty on Playstation 3 with teammate Shana Sherrod.

- Favorite childhood memory is getting snowed in at her grandmother's house and Santa still being able to find her.

- Claims Selena is her favorite movie and Jennifer Lopez is her favorite actress.

## COOLEY'S CAREER HIGHS

At Bats	4, 7x, last v. Georgia (4/13/10)
Hits	2, 4x, last at So. Carolina (4/17/10)
Runs	2, 2x, last at So. Carolina (4/17/10)
RBI	4, at Miss. Valley St. (3/24/10)
Doubles	1, 4x, last v. Alabama (5/9/10)
Triples	1, at So. Carolina (4/17/10)
Home Runs	1, at Miss. Valley St. (3/24/10)
Walks	2, v. Cal State Northridge (3/14/10)
Stolen Bases	1, 2x, last v. Georgetown (3/13/10)

# A NEW ERA OF BULLDOG SOFTBALL

MISSISSIPPI  
STATE



# SHELBY FISHER



**SHELBY  
FISHER**

**14**

**OF/1B|L-L|5-7|Jr.|2L  
Scottsdale, AZ  
(Horizon)**

## 2011 HIGHLIGHTS

- Named to the 2011 SEC Spring Academic Honor Roll.
- Pinch hit in the season opener against Illinois-Chicago before starting the final four games of the weekend at designated player.
- Had a hit in each of her starts, scoring a run in State's Sportco Kick-Off Classic-closing win against Illinois-Chicago.
- Hit her first career double in the Bulldog Round-Robin championship game against Southern Illinois.
- Delivered a pinch-hit RBI in the second game of State's series sweep of South Carolina.
- Had a hit and an RBI in game two at No. 2 Florida.
- Drew the bases-loaded walk to set up Chelsea Raines' game-winning hit in the victory against Arkansas in the series finale.
- Went 4-for-7 in two games against Alcorn State.

- Drove in a career-high three runs with two hits in the opener before going 2-for-3 with an RBI in game two.
- Tallied a double as part of a second-straight two-hit game in the series opener against Ole Miss.
- Walked and scored a run in State's 3-2 upset of No. 4 Tennessee on April 23.

## 2010 HIGHLIGHTS

- Excelled in the classroom during her freshman year, earning NFCA All-America Scholar-Athlete and SEC Freshman Academic Honor Roll accolades.
- Played in 15 games as a rookie, starting in five games. Made three starts at first base and two at the designated player spot.
- Collected two hits while driving in a run and scoring twice.
- Was perfect in the field with 26 putouts.
- Drew her first career start against Illinois State on Feb. 28 in the NFCA Leadoff Classic. Tallied her first career hit in that game.
- Notched a hit, scored a run and drew two walks in her first SEC outing, State's March 9 upset of No. 19 Tennessee.

- Added the first RBI of her career in a seven-run fourth inning against Mississippi Valley State on April 7 in Ridgeland, Miss.

## HIGH SCHOOL | CLUB HIGHLIGHTS

- Played varsity softball under head coach at Blaize Gatti at Horizon High School in Scottsdale, Ariz.
- Named All-Desert Valley Region three times during her varsity career and all-state twice.
- Contributed to Horizon's teams that finished first in the region all four years.
- Claimed multiple player of the week awards.
- Helped advance Horizon to the state tournament three-straight years, including a final four appearance in 2008.
- Led HHS to a 22-11 record and second-place league finish in 2009.
- Finished her final prep season with a .443 batting average and 47 hits.
- Paced the Huskies in RBI with 32 during the 2009 campaign.
- Selected "Best Female Athlete" at Horizon following her final prep season.



## FISHER'S CAREER STATISTICS

Year	AVG	GP-GS	AB	R	H	2B	3B	HR	RBI	TB	SLG%	BB	HBP	SO	OB%	SF	SH	SB-ATT	GW RBI	GW Runs
2010-Fr.	.100	15-5	20	2	2	0	0	0	1	2	.100	5	0	10	.280	0	0	0-0	0	0
2011-So.	.213	44-25	80	6	17	2	0	0	6	19	.238	11	1	30	.315	0	2	2-2	0	1
<b>TOTALS</b>	<b>.190</b>	<b>59-30</b>	<b>100</b>	<b>8</b>	<b>19</b>	<b>2</b>	<b>0</b>	<b>0</b>	<b>7</b>	<b>21</b>	<b>.210</b>	<b>16</b>	<b>1</b>	<b>40</b>	<b>.308</b>	<b>0</b>	<b>2</b>	<b>2-2</b>	<b>0</b>	<b>1</b>

# SHELBY FISHER

- Tallied a .411 batting average as a junior while helping the Huskies to the semifinals of the Class 5A Division II state tournament.

- Contributed 30 hits in 2008, driving in 28 runs and scoring 19 more as HHS finished 27-7 overall and 8-0 in league play to claim a fourth-place state 5A ranking.

- Added six doubles and tied for the team's triples lead with four on the year.

- Named Horizon's Most Valuable Player her sophomore season after batting .387 with 34 RBI and 20 runs while leading the Huskies to the Arizona 5A Division II State Tournament.

- Collected all-region accolades as a freshman after contributing 48 runs and a .301 batting average.

- Played summer ball for the AZ Desert Thunder, helping the team to a ninth-place finish at the prestigious 2009 ASA Gold Nationals.

- Guided the Desert Thunder to the Rocky Mountain Gold Regional title.

- Competed for the Killer Bees in 2007, hitting 409 with 10 home runs and 61 RBI in to lead the team to a 55-14 record and the national tournament.

## PERSONAL INFORMATION

- Born Shelby Suzanne Fisher on Aug. 4, 1990, in Phoenix, Ariz.

- Daughter of Christopher and Nancy Fisher. Her mother Nancy is a Mississippi State alumnus.

- Has a brother, Jacob, and two sisters, Meagan and Kelsey.

- Majoring in international business.

- Favorite athletes are Steve Nash, Babe Ruth and Michael Jordan.

- Favorite food is her father's steak.

### FISHER'S CAREER HIGHS

At Bats	4, 5x, last v. Ole Miss (4/1/11)
Hits	2, 3x, last v. Ole Miss (4/1/11)
Runs	1, 8x, last at Tennessee (4/23/11)
RBI	3, v. Alcorn St. (3/29/11)
Doubles	1, 2x, last v. Ole Miss (4/1/11)
Triples	None
Home Runs	None
Walks	2, v. Tennessee (3/9/10)
Stolen Bases	1, 2x, last v. Southern Miss (4/6/11)



## A NEW ERA OF BULLDOG SOFTBALL

MISSISSIPPI  
STATE



# ERIN NESBIT



## ERIN NESBIT

5

INF | R-R | 5-8 | RSo. | 2L  
Acworth, GA  
(Harrison)

### 2011 HIGHLIGHTS

- Named to the 2011 SEC Spring Academic Honor Roll.
- Went 1-for-1 and scored a run in her lone at-bat of the Sportco Kick-Off Classic.
- Returned to the lineup against Southern Mississippi, driving in a run and collecting a hit.
- Matched a career high with two walks as she tallied an RBI in State's 3-2 win against Bowling Green in Woodstock, Ga.
- Pinch-ran and scored the winning run in the bottom of the 10th as the Bulldogs rallied to defeat FSU in the opening game of the SEC/ACC Challenge.

### 2010 HIGHLIGHTS

- Tied for second on the team in home runs (6) and triples (4). Hit the fourth-most home runs by a freshman and tied for the third-most triples.
- Started all 55 games at shortstop, hitting .208 (40-for-164) and adding three doubles. Tied for the third-most RBI on the team (26).
- Topped MSU with five game-winning RBI and tied for second with four game-winning runs.
- Drew 19 walks, fifth-most by a Bulldog rookie.

- Earned NFCA All-America Scholar-Athlete and SEC Freshman Academic Honor Roll accolades.
- Named Bulldog Round-Robin All-Tournament after coming a double shy of the cycle and driving in all four runs vs. UAB in her collegiate debut.
- Homered in a setback to Texas A&M at the Aggie Classic.
- Sparked State's offense in the Bulldog Classic championship game against Troy on March 7, hitting a solo home run to put the Dawgs' first run on the scoreboard.
- Went 2-for-3, including her first career double, and drove in three runs as MSU defeated Southern Mississippi in Hattiesburg on March 17.

- Led State to a win over Ole Miss in the series finale, finishing a home run shy of the cycle as she went 4-for-4 and drove in two runs.

- Hit a grand slam in a seven-run fourth inning against Mississippi Valley State in the M&F Bank Fastpitch Classic in Ridgeland, Miss.

- Named SEC Freshman of the Week after hitting .600 and belting the game-winning home runs in both of State's wins in a doubleheader sweep at Auburn.

### HIGH SCHOOL | CLUB HIGHLIGHTS

- Enjoyed an outstanding prep career for head coach Deanna Stewart at Harrison High School in Georgia.
- Twice named Most Valuable Player at Harrison and led the team to a pair of Region 5A championships.
- Set her school's career home run record and claimed the Golden Glove Award for an infielder following her senior campaign.
- Named Harrison High's Wendy's High School Heisman Award winner for the 2008-09 academic year.
- Also won the Bobby Bailey and Vince Dooley Awards.
- Selected Marietta Daily Journal First-Team All-Region after hitting .418 for the Lady Hoyas' 2008 squad that claimed region runner-up honors.
- Collected 24 RBI and two home runs while scoring 29 times in her final prep season.
- Won the Heart of a Hoya award for the second-straight year and earned a spot in the Georgia Dug-out Club All-Star game to close out her Harrison playing career.
- Claimed First-Team All-State from the Atlanta Journal Constitution and Marietta Daily Journal First-Team All-County and All-Region after posting a .426

batting average with 27 RBI and 34 runs scored in 2007.

- Hit .354 as a sophomore, claiming all-state honorable mention, all-county and all-region after helping Harrison to the region title.

- Tabbed the HHS Rookie of the Year after hitting .276 and contributing 36 runs.

- Hit .439 with five home runs and 27 RBI as the Vipers advanced to the ASA Gold National Tournament.

- Led the 2007 Georgia Extreme to Gold Nationals.

- Claimed a .409 batting average in pacing Georgia Fire to a ninth-place finish at the 2006 ASA Gold Nationals.

### PERSONAL INFORMATION

- Born Erin Nichole Nesbit on Nov. 23, 1990, in Atlanta, Ga.
- Daughter of David and Kim Nesbit.
- Has four sisters, Courtney, Megan, Morgan and Mallori. Courtney is a former senior infielder for the Dawgs, while younger sister Megan is a freshman teammate.
- Pursuing a degree in communication.
- Hates marshmallows and is addicted to chapstick.
- Favorite athlete is Derek Sherrod.

### NESBIT'S CAREER HIGHS

At Bats	4, 3x, last v. Mercer (2/25/11)
Hits	4 at Ole Miss (3/21/10)
Runs	2, 2x, last at Auburn (4/21/10)
RBI	4, 2x, last v. Miss. Valley St. (4/7/10)
Doubles	1, 3x, last at Auburn (4/21/10)
Triples	1, 4x, last at Arkansas (3/28/10)
Home Runs	1, 6x, last at Auburn (4/21/10)
Walks	2, 2x, last v. Bowling Green (2/25/11)
Stolen Bases	1, v. Southern (3/31/10)



### NESBIT'S CAREER STATISTICS

Year	AVG	GP-GS	AB	R	H	2B	3B	HR	RBI	TB	SLG%	BB	HBP	SO	OB%	SF	SH	SB-ATT	GW RBI	GW Runs
2010-Fr.	.208	55-55	130	22	27	3	4	6	26	56	.431	19	3	35	.320	1	4	1-1	5	4
2011-So.	.143	11-8	21	2	3	0	0	0	2	3	.143	5	0	6	.308	0	0	0-0	0	1
TOTALS	.199	66-63	151	24	30	3	4	6	28	59	.391	24	3	41	.318	1	4	1-1	5	5

# CHRISSIE ROVTAR



## CHRISSIE ROVTAR 44

INF/C|R-R|5-10|Jr.|2L  
West Chicago, IL  
(Community District 94)

### 2011 HIGHLIGHTS

- Named a 2011 NFCA All-America Scholar-Athlete as well as a 2011 SEC Spring Academic Honor Roll selection.
- Collected the first hit of her career in State's series opener at Kentucky, while drawing her first start as a Bulldog the following day.
- Scored the first run of her career in State's April 19 win against Mississippi Valley State.

### 2010 HIGHLIGHTS

- Earned NFCA All-America Scholar-Athlete and SEC Freshman Academic Honor Roll accolades.
- Played in seven games as a pinch-hitter, registering five at-bats.
- Was hit by a pitch in her debut, a win against Oregon State at the Aggie Classic.
- Drew a walk in State's victory at Southern Miss.

### HIGH SCHOOL | CLUB HIGHLIGHTS

- Prepped for Emily Johnson at Community District 94 High School her senior season after playing for Jim Schaudt her first three years.

- Hit .320 with eight doubles, a home run, 16 RBI and 11 runs in her senior season, leading her squad to a 27-6 record.

- Tabbed Community's Female Athlete of the Year her senior season after leading her team to second place in the DuPage Valley Conference and the region finals.

- Named Press Publications Honorable Mention for the second-straight year and was a unanimous selection for her second All-DuPage Valley Conference honor in as many seasons.

- Collected a .335 batting average as a junior, hitting nine doubles, two triples and four home runs while driving in 16 runs and scoring 18 more.

- Guided the Wildcats to the conference championship, regional title and 4A Sectional finals.

- Earned all-conference accolades after guiding Community High School to a 24-9 record in 2008.

- Earned a pair of Softball Athlete of the Week honors during her junior campaign.

- Played the summer of 2009 for DTA Elite and head coach Kevin Simpson.

- Hit .371 with a home run, 15 RBI and 13 runs scored to pace DTA Elite to the Glen Ellyn Invitational championship and a third-place showing in the ASA Chicago Metro Tournament that qualified the team for ASA Nationals in Las Vegas.

- Competed for Simpson's Illinois Thunder travel squad in 2008, hitting .542 with two home runs, six doubles, six triples, 19 RBI and 18 runs scored.

- Collected a 1.042 slugging percentage with the Thunder.

- Also played basketball for Community District 94, leading the 2006-07 team to the regional championship.

- Earned Press Publications Honorable Mention and team MVP for her efforts on the hardwood during the 2007-08 season.

- Four-time member of the Community High School Honor Roll.

### ROVTAR'S CAREER HIGHS

At Bats	2, at Kentucky (3/26/11)
Hits	1, at Kentucky (3/25/11)
Runs	1, v. Miss. Valley St. (4/19/11)
RBI	None
Doubles	None
Triples	None
Home Runs	None
Walks	1, at Southern Miss. (3/17/10)
Stolen Bases	None

- Also received the Excellence in Math Award all four years of her high school career.

- A four-time Academic All-Conference selection in softball and a two-time honoree for basketball.

- Awarded the Presidents' Award for Educational Excellence in 2009 and the Community High School Academic Merit Award.

### PERSONAL INFORMATION

- Born Christine Michelle Rovtar on Jan. 4, 1991, in Hinsdale, Ill.

- Daughter of Steve and Debbie Rovtar.

- Has two sisters, Allison and Kimberly.

- Majoring in kinesiology (CLEP).

- Obsessed with musicals, with Glee being her favorite television show.

- Lost her first tooth at a Chicago White Sox game.



### ROVTAR'S CAREER STATISTICS

Year	AVG	GP-GS	AB	R	H	2B	3B	HR	RBI	TB	SLG%	BB	HBP	SO	OB%	SF	SH	SB-ATT	GW RBI	GW Runs
2010-Fr.	.000	7-0	5	0	0	0	0	0	0	0	.000	1	1	2	.286	0	0	0-0	0	0
2011-So.	.056	18-1	18	1	1	0	0	0	0	1	.056	0	0	9	.056	0	0	0-0	0	0
TOTALS	.043	25-1	23	1	1	0	0	0	0	1	.043	1	1	11	.120	0	0	0-0	0	0

# A NEW ERA OF BULLDOG SOFTBALL



# KYLIE VRY



**KYLIE  
VRY**

**3**

**LHP | L-L | 5-10 | Jr. | 2L  
Des Moines, IA  
(Des Moines East)**

## 2011 HIGHLIGHTS

- Named a 2011 NFCA All-America Scholar-Athlete as well as a 2011 SEC Spring Academic Honor Roll selection.
- Drew a pair of starts at the season-opening Sportco Kick-Off Classic in Las Vegas.
- Tossed 4.2 innings against Illinois-Chicago in the 2011 opener, allowing two earned runs in 4.2 innings.
- Held UIC to two runs over three innings in the weekend finale.
- Went 1-0 to earn All-Tournament honors at the Bulldog Round-Robin. Tossed a complete-game, four-hit shutout with six strikeouts to defeat Butler and put the Dawgs into the tournament championship game.
- Tossed 4.1 innings in relief against Southern Mississippi, earning the win as she allowed a run and two hits.
- Notched her first save of the year in the next game, striking out two over 1.2 perfect innings against Bowling Green.

- Named to the Bulldog Classic All-Tournament Team after tossing 6.2 innings and striking out a career-high 12 in State's upset of No. 22 Texas A&M.

- Picked up State's first SEC win of the year, holding South Carolina to a run and three hits in a complete game effort.

- Notched a win and a save in State's SEC sweep of Arkansas. Tossed a four-hit shutout in the opener, striking out eight. Recorded the final out on Saturday to earn her second save of the year and clinch the series for the Bulldogs.

- Allowed two runs (one earned) and two hits to pick up the doubleheader opening win against Alcorn State.

- Tossed four innings of one-hit, scoreless relief to claim the win as MSU clinched a series win against rival Ole Miss.

- Held No. 22 Auburn to a hit over the final 1.2 innings to earn the win.

- Tossed three innings in an April 19th win against Mississippi Valley State, allowing a run and five hits.

## 2010 HIGHLIGHTS

- Made 26 appearances, including 18 starts.

- Tossed 80 innings, allowing 88 hits and compiling a 4.90 ERA.

- Registered 52 strikeouts and five complete games. Also posted three shutouts.

- An NFCA All-America Scholar-Athlete and SEC Freshman Academic Honor Roll member.

- Became the first MSU pitcher to throw a no-hitter in her inaugural start, a win against Stephen F. Austin in the Bulldog Round-Robin. Earned all-tournament honors after throwing eight hitless innings with six strikeouts.

- Limited Oregon State to two runs and four hits in four innings to pick-up the victory at the Aggie Classic.

- Pitched two innings in the NFCA Leadoff Classic finale against Illinois State, allowing a run on three hits.

- Held nationally-ranked Michigan to a run and three hits over four innings.

- Earned Bulldog Classic all-tournament honors after going 2-0 and allowing two unearned runs and eight hits in 11 innings. Narrowly missed her second no-hitter of the season as she hurled a one-hit shutout in the opener against Troy. Tossed four shutout innings in a win against Wright State.

- Struck out a season-high seven in her SEC debut against No. 19 Tennessee on March 9.

- Went the distance against East Tennessee State in Fresno, Calif., on March 13, allowing just six hits over the full five innings.

- Picked up her first SEC win on March 21, allowing five runs, three earned, in a complete-game effort against rival Ole Miss.

- Posted four strikeouts over two hitless innings in a win against Southern University.



## VRY'S CAREER STATISTICS

Year	ERA	W-L	APP	GS	CG	SHO	SV	IP	H	R	ER	BB	SO	2B	3B	HR	AB	B/AVG	WP	HBP
2010-Fr.	4.90	6-5	26	18	5	3/1	0	80.0	88	67	56	55	52	15	2	4	392	.280	18	9
2011-So.	4.11	8-12	38	20	4	2/1	2	121.0	140	92	71	46	87	23	0	17	561	.286	20	6
<b>TOTALS</b>	<b>4.42</b>	<b>14-17</b>	<b>64</b>	<b>38</b>	<b>9</b>	<b>5/2</b>	<b>2</b>	<b>201.0</b>	<b>228</b>	<b>159</b>	<b>127</b>	<b>101</b>	<b>139</b>	<b>38</b>	<b>2</b>	<b>21</b>	<b>953</b>	<b>.284</b>	<b>38</b>	<b>15</b>

# KYLIE VRY

## HIGH SCHOOL | CLUB HIGHLIGHTS

- Played high school softball at Des Moines East High School her freshman and sophomore seasons before solely focusing on travel ball the final two years of her prep career.
- Hurlled the Florida Gold Coast Hurricanes to the championship of the prestigious ASA Gold National Tournament in 2008.
- Came back the next summer and helped lead the Hurricanes to a runner-up showing at ASA Gold Nationals.
- Toed the rubber two seasons for Bob Ligouri's DMEHS squad.
- Compiled a 90-9 record during her freshman and sophomore seasons.
- Named Iowa Girls High School Athletic Union Class 4A First Team All-State and Elite All-State in 2007 after tossing 186 innings and compiling a 0.26 ERA with 378 strikeouts.
- Claimed all-district and first team all-conference accolades after leading East to a 45-4 record and a third-straight CIML Conference championship.
- Set a high-school record for most strikeouts in a seven-inning no-hitter with 19.
- Hit .311 with 24 RBI during her final prep season.
- Registered a 0.61 ERA as a freshman, earning eight saves and striking out 31 in just 23 innings.
- Guided DMEHS to the 2006 Iowa Class 4A state championship after claiming the CIML conference title.
- Elected to school's Hall of Fame.
- Claimed president's honor roll accolades for maintaining an A average.
- Earned All-America Scholar-Athlete honors from the National Fastpitch Coaches Association following the 2007 season.
- Named Des Moines East valedictorian.
- Also lettered in volleyball.

## PERSONAL INFORMATION

- Born Kylie Nicole Vry on April 16, 1991, in Broadlawns, Iowa.
- Daughter of Alan and Michelle Vry.
- Has a brother, Tyler, who is currently in Germany serving in the United States Air Force.
- Majoring in kinesiology (health fitness studies).
- Dream vacation is a trip to New York with her mother to see all the Broadway shows.

### VRY'S CAREER HIGHS

Innings Pitched	7.0, 6x, last v Arkansas (3/18/11)
Strikeouts	12, v. Texas A&M (3/6/11)
Hits	10 at Ole Miss (3/21/10)
Runs	8, at Alabama (4/16/11)
Earned Runs	7, 2x, last at Alabama (4/16/11)
Walks	7, v. Colorado State (3/6/11)



# A NEW ERA OF BULLDOG SOFTBALL



# ALISON OWEN



## ALISON OWEN

4

RHP|R-R|5-7|Tr.|2L  
Newnan, GA  
(University of Georgia)

### 2011 Highlights

- Appeared in 38 games with 13 starts going 15-5 with three saves, a 1.93 ERA, and 159 strikeouts.
- Pitched 5.0 scoreless innings at No. 25 Auburn for a win in the series opener.
- Notched win with 4.0 IP of relief vs. Georgia Southern.
- Earned the win at No. 22 Georgia Tech with 6.1 innings of relief.
- Recorded third save of the season with 2.0 scoreless innings vs. No. 18 Kentucky on April 9.
- Notched win vs. USC Upstate going 4.0 innings with five strikeouts throwing 43-of-49 pitches for strikes including the first 22 pitches of the game.
- Earned a save with 2.0 innings of work and then pitched a seven-inning complete game shutout for a win in double header at South Carolina.
- Went 2-0 in Bulldog Invitational with a seven-inning, complete game three-hitter vs. Campbell and 4.2 innings of one-hit relief vs.

Chattanooga.

- Went 3-0 with a 0.64 ERA and 17 strikeouts in Cathedral City Classic.
- Pitched a five-inning complete game shutout on four hits while striking out six against Buffalo.
- Tossed a scoreless seventh vs. East Carolina to earn a save.

### 2010 Highlights

- Appeared in 32 games making five starts going 13-2 with three saves while compiling a 2.58 ERA with 88 strikeouts.
- At WCWS, made four appearances earning a save against No. 1 Washington.
- Started both games at No. 12 Texas earning the win in each contest including a complete-game shutout in game one.
- Made her first career start in game three at No. 12 LSU and pitched a complete game for the win allowing just two unearned runs on six hits while striking out three.
- Notched her second save in game one against South Carolina.
- Made two appearances vs. Auburn going 1-0.
- Notched the win in game two at Mississippi State with 6.2 innings of relief and six strikeouts.
- Made three appearances in series at Ole Miss finishing each game and going 2-0 with a 0.62 ERA and seven strikeouts.
- Pitched two relief innings at No. 6 Georgia Tech for the win.
- Made three appearances against Arkansas without allowing a hit and combined on a one-hitter in game three by earning her first-career save with 2.0 innings.
- Worked the final 3.1 innings against Kennesaw State allowing just one hit for the win.
- Tossed final 2.2 innings in series finale at Kentucky allowing just one hit and striking out four for the win.
- Made two relief appearances at No. 17 Tennessee going 2-0 in 8.2 innings striking out five in each appearance.
- Tossed 5.2 relief innings striking out five against Elon for her first win.

- Worked the final inning of five-inning no-hitter against Belmont.
- Tossed two relief innings vs. Western Carolina striking out four.
- Made collegiate debut vs. Bowling Green pitching two innings in relief striking out the first four batters she faced.
- Named to fall 2009 Athletic Director's Honor Roll.

### HIGH SCHOOL | CLUB HIGHLIGHTS

- Four-year letterwinner at East Coweta High School, helping ECHS to four-consecutive Georgia High School Association Class 5A Elite Eight appearances, three region titles and a runner-up finish in the 2008 state finals.
- Led the Indians from the circle in 2008 with a 12-6-1 record and 0.65 ERA earning her the team's Pitcher of the Year award, while also leading the team in home runs
- Three-time All-County selection including a first-team nod in 2008.
- Played in North/South All-Star game.
- Named ECHS softball Scholar Athlete for both 2007 and 2008.
- Played travel softball five years for the Georgia Impact Organization helping her team to ASA "A" National finishes of 25th in 2007 and 33rd in 2008.
- Played on the Bullets in 2009.
- As a member of Extreme Mavericks in 2007, Owen helped her team finish fourth at the Fireworks 18U Tournament and to a 6-0 record in the Ronald McDonald Tournament...

### PERSONAL INFORMATION

- Born Alison Owen on Jan. 28, 1991, to parents Al and Donna Owen.
- Has one sister, Erin.
- Majoring in sport management.

### OWEN'S CAREER HIGHS

Innings Pitched	7.0, 4x, last v.
Strikeouts	12, v. Campbell (3/4/11)
Hits	9, at Georgia Tech (4/13/11)
Runs	6, vs. Tennessee (4/6/11)
Earned Runs	5, vs. Tennessee (4/6/11)
Walks	4, at Mississippi State (4/13/10)

### OWEN'S CAREER STATISTICS

Year	ERA	W-L	APP	GS	CG	SHO	SV	IP	H	R	ER	BB	SO	2B	3B	HR	AB	B/AVG	WP	HBP
2010-Fr.	2.58	13-2	32	5	2	1/5	3	95.0	79	38	35	32	88	5	3	11	347	.228	4	12
2011-So.	1.93	15-5	38	13	5	3/3	3	123.1	88	41	34	23	159	10	1	19	451	.195	2	9
TOTALS	2.21	28-7	70	18	7	4/8	6	218.1	167	79	69	55	247	15	4	30	798	.209	6	21

# BRIANA BELL



## BRIANA BELL

21

OF | R-R | 5-6 | So. | 1L  
Brandon, FL  
(Riverview)

### 2011 Highlights

- Named to the 2011 All-SEC Freshman Team.
- Scored a pair of runs as a pinch-runner in the Bulldog Round-Robin.
- Crossed home with State's second run against Butler.
- Also scored a run in Sunday's Bulldog Round-Robin championship game against Southern Illinois.
- Saw her first two collegiate at-bats in the Phyllis Rafter Memorial.
- Notched her first hit (a double) and drove in the first RBI of her career against Kennesaw State.
- Named to the Bulldog Classic All-Tournament Team after hitting .750 with a double, a home run, two RBI and a run scored in leading State to the tournament championship.
- Belted her first home run as a Bulldog, a pinch-hit shot, to seal State's 7-3 upset of No. 22 Texas A&M.
- Collected two hits, including a double, and drove in a run as the Dawgs clinched the Bull-

dog Classic title with a win against Mississippi Valley State.

- Tallied two hits and drove in a personal-best four runs in the Bulldogs second game against South Carolina.
- Went 2-for-2, stole a career-high two bases and scored twice against Alcorn State.
- Hit her second home run of the year in the fourth inning of an April 19 win against Mississippi Valley State.
- Tallied two hits, including the game-winning, two-run double, to lead MSU to a 3-2 upset of No. 4 Tennessee in the series finale in Knoxville.
- Collected a hit, reached on three errors and scored twice in the series-opening win at No. 7 Georgia.
- Drove in a run in the series finale at UGA.

### HIGH SCHOOL | CLUB HIGHLIGHTS

- Played high-school softball for Riverview High School in Brandon, Fla.
- Helped RHS to the Florida 6A Region Final as a junior.
- Earned All-Hillsborough County First Team, First-Team Western Conference and Miracle Sports Class 6A Second-Team All-State honors following her junior season on the diamond.
- Hit .483 with 28 runs scored, 17 RBI, seven doubles and a home run.
- Won the Poseidon Award three years.



- Named the RHS Most Valuable Player her final two seasons.
- Closed 2009 with eight RBI over the final five games for Angela Slater's Riverview squad.
- Played travel softball for Walt Rosanski's Tampa Mustangs.
- Hit .435 with 42 runs, 22 RBI, six home runs and 22 stolen bases while helping the Mustangs to a 47-11 record and the 2009 national team championship in Las Vegas.
- Previously played for her father's Mustangs squad, helping the team to ASA Nationals in Johnson City, Tenn., in 2006.
- Earned three letters in golf and track & field for Riverview.

### PERSONAL INFORMATION

- Born Briana Marie Bell on Dec. 12, 1991, in Tampa, Fla.
- Daughter of Joe and Anne Bell.
- Has two sisters (Brittany and Bianka) and a brother, Joel. Brittany is a senior outfielder for the Dawgs.
- Majoring in political science.
- Has been involved in the orchestra since she was in fifth grade.
- Hobbies include cooking, orchestra and French.
- Favorite movie is Remember the Titans and favorite actor is Will Smith.
- Loves going to theme parks in her spare time.

### BELL'S CAREER HIGHS

At Bats	5, v. Florida State (3/11/11)
Hits	2, 4x, last at Tennessee (4/23/11)
Runs	2, 3x, last at Georgia (5/6/11)
RBI	4, v. So. Carolina (3/9/11)
Doubles	1, 3x, last at Tennessee (4/23/11)
Triples	None
Home Runs	1, 2x, last v. Miss. Valley St.(4/19/11)
Walks	1, 8x, last at Georgia (5/8/11)
Stolen Bases	2, v. Alcorn St. (3/29/11)

### BELL'S CAREER STATISTICS

Year	AVG	GP-GS	AB	R	H	2B	3B	HR	RBI	TB	SLG%	BB	HBP	SO	OB%	SF	SH	SB-ATT	GW RBI	GW Runs
2011-Fr.	.240	40-28	75	16	18	3	0	2	13	27	.360	8	6	23	.360	0	3	4-7	2	1
TOTALS	.240	40-28	75	16	18	3	0	2	13	27	.360	8	6	23	.360	0	3	4-7	2	1

# A NEW ERA OF BULLDOG SOFTBALL



# JULIA ECHOLS



## JULIA ECHOLS

6

INF | R-R | 5-6 | Tr. | 1L  
McDonough, GA  
(University of Georgia)

### 2011 Highlights

- Appeared in 33 games making 13 starts batting .268 with 12 runs scored, three home runs and nine RBI.
- Notched RBI single vs. Georgia Southern... Went 2-for-2 in game one vs. UNCW and started at 2B in game two.
- Hit a pinch-hit home run and drew a walk in comeback win over Chattanooga.
- Hit a three-run home run vs. Marshall.
- Made first career start and recorded first career hit, a home run, vs. Maryland.
- Made Bulldog debut vs. Iowa as a pinch hitter and playing in right field.

### HIGH SCHOOL | CLUB HIGHLIGHTS

- Four-year letterwinner at Eagles Landing Christian Academy where she helped lead the Lady Chargers to four-straight GHSA Class A State Championships and record of 135-19-2.
- Earned All-State First Team honors all-four years and was named a Wendy's Heisman scholarship winner for the state of Georgia.
- Completed her career ranked in the top-five in the state for hits, doubles, triples, home runs and RBI.
- As a senior, Echols hit .520 with a slugging percentage of .940 to produce 45 runs while also scoring 39 runs and stealing 12 bases en route to being named the Class A and Southern Crescent Player of the Year.
- Was also selected as a Georgia Athletic Coaches Association All-Star and was the only player on either team in the series from a Class A school.
- As a junior, tabbed the Region 5A Defensive and Co-Offensive Player of the Year.
- As a sophomore, earned her first Region 5A Defensive Player of the Year honor.
- Started playing travel softball in 2001 and has played for the Georgia Impact and East Cobb Bullets.
- At ECLA, Echols also participated in basketball all-four years and soccer for two seasons.
- A shooting guard in basketball, Echols led the Chargers in scoring in her first three seasons earning first-team All-Region honors twice and was tabbed a second-team All-State selection as a junior.
- A goalie in soccer during her first two years of high school, Echols earned first-team All-Area as a freshman.
- Graduated as Valedictorian.
- Member of the Beta Club, Student Leadership Institute and Student Council.

### PERSONAL INFORMATION

- Born Julia Echols on Sept. 22, 1991.
- Daughter of Lee and Kim Echols.
- Has a brother, Taylor.
- Majoring in public relations.



### ECHOLS' CAREER HIGHS

At Bats	3, 5x, last v. Georgia Southern (4/20/11)
Hits	2, v. UNC Wilmington (3/31/11)
Runs	2, v. LSU (3/13/11)
RBI	3, v. Marshall (2/19/11)
Doubles	None
Triples	None
Home Runs	1, 3x, last v. Chattanooga (3/6/11)
Walks	2, 2x, last v. UNC Wilmington (3/31/11)
Stolen Bases	1, v. LSU (3/11/11)

### ECHOLS' CAREER STATISTICS

Year	AVG	GP-GS	AB	R	H	2B	3B	HR	RBI	TB	SLG%	BB	HBP	SO	OB%	SF	SH	SB-ATT	GW RBI	GW Runs
2011-Fr.	.268	33-13	41	12	11	0	0	3	9	20	.488	14	3	12	.483	0	2	1-1	0	0
TOTALS	.268	33-13	41	12	11	0	0	3	9	20	.488	14	3	12	.483	0	2	1-1	0	0

# SAM LENAHAN



**SAM LENAHAN** 16

**C/1B|R-R|5-6|So.|1L**  
**Lawrenceville, GA**  
**(Collins Hill)**

## 2011 Highlights

- Named to the 2011 All-SEC Freshman Team
- Named a 2011 NFCA All-America Scholar-Athlete.
- Went 1-for-2 with a walk and knocked in a run in the SEC Tournament opening-round game against Alabama.
- Hit .357 in her first collegiate weekend, adding six RBI, five runs scored, two doubles and a pair of home runs.
- Homered and walked twice while going 1-for-2 and accounting for four runs (two RBI and two runs scored) against UNLV.
- Went 2-for-3 with a pair of RBI and two runs scored against No. 11 Washington.
- Homered and drove in two runners against UC Riverside.
- Hit a pinch-hit, walkoff home run, the first pinch-hit homer by a Bulldog since 2005, to earn a spot on the Bulldog Round-Robin All-Tournament Team.
- Collected a season-high two walks while garnering a hit against Southern Miss.

• Also walked twice against Mercer at the Phyllis Rafter Memorial in her home state of Georgia.

• Tallied a .400 batting average in helping MSU win the Bulldog Classic.

• Drove in a run in State's upset of No. 22 Texas A&M.

• Had a two-run double in the nightcap against Mississippi Valley State.

• Doubled in two runs and scored twice as the Dawgs clinched a series sweep against South Carolina.

• Homered as part of a season-high three-hit effort in State's SEC/ACC Challenge-opening win against Florida State.

• Drove in a personal-best three runs against the Seminoles.

• Hit .667 with two doubles in State's sweep of Arkansas.

• Went 2-for-3 in the series opener, doubling and scoring one of State's three runs.

• Matched a season high with three hits on Sunday, belting her second double of the weekend while driving in a run.

• Hit a three-run home run, her fifth round-tripper of the season, in a series-opening setback at Kentucky.

• Tallied three RBI on a career-best two triples in the second game against Alcorn State.

• Drove in the winning two runs with her 10th double of the season as the Bulldogs defeated Ole Miss in the second game of a three-game series.

• Homered and scored twice in Sunday's series-clinching win against the Rebels.

• Notched a double and drew two walks en route to scoring two of State's four runs in a 4-3, series-opening upset of No. 22 Auburn.

• Hit her seventh home run of the year in game two at No. 3 Alabama.

• Went 2-for-4, including a double, and drove in three runs in a 9-1 win against Mississippi Valley State.

• Collected a pair of hits (.333 average) and drew five walks in three games against No. 21 LSU.

• Returned to her home state and hit a second-inning home run to give Mississippi State a lead it would not relinquish en route to an 8-6, series-opening upset of No. 7 Georgia.



## LENAHAN'S CAREER STATISTICS

Year	AVG	GP-GS	AB	R	H	2B	3B	HR	RBI	TB	SLG%	BB	HBP	SO	OB%	SF	SH	SB-ATT	GW RBI	GW Runs
2011-Fr.	.285	55-54	144	25	41	12	2	8	36	81	.563	29	2	38	.409	1	2	5-5	5	0
<b>TOTALS</b>	<b>.285</b>	<b>55-54</b>	<b>144</b>	<b>25</b>	<b>41</b>	<b>12</b>	<b>2</b>	<b>8</b>	<b>36</b>	<b>81</b>	<b>.563</b>	<b>29</b>	<b>2</b>	<b>38</b>	<b>.409</b>	<b>1</b>	<b>2</b>	<b>5-5</b>	<b>5</b>	<b>0</b>

# A NEW ERA OF BULLDOG SOFTBALL



# SAM LENAHAN

## HIGH SCHOOL | CLUB HIGHLIGHTS

- Invited to the United States Junior National Team tryouts in Chula Vista, Calif.
- Enjoyed a stellar career behind the plate for Billy Dooley and Collins Hill High School in Georgia.
- Earned three letters on the softball diamond for Collins Hill.
- Helped the Eagles battle through the losers bracket to win the Georgia 5A State Championship.
- Hit a bases-clearing triple that ignited a four-run rally in the bottom of the sixth inning of the championship game.
- Played an integral part in top-ranked Collins Hill going 35-4 and winning the program's first Region 7-5A championship in five years.
- Selected first team All-State and the 5A Defensive Player of the Year following her senior season. Also tabbed Region 7-5A Player of the Year, Georgia Dugout Club 5A Player of the Year, GDC All-Star and a member of the 2009 Gwinnett Daily Post Super 6.
- Hit .340 with 27 RBI and 25 runs scored while helping the 2009 Eagles to Gwinnett County Team of the Year honors in her final prep season.
- Caught on CHHS' 2007 squad that finished 20-13-1 and advanced to the sectional tournament.
- Played travel softball alongside fellow Bulldog sophomore Heidi Shape on the Georgia Elite.
- Helped the 2010 Elite to a ninth-place showing at the prestigious ASA Gold National Tournament.
- Guided the 2009 squad to a 13th-place finish at the 2009 ASA Gold Nationals in Oklahoma City.
- The 2009 Georgia Elite finished the summer ranked No. 9 nationally by Rivals.com.
- Selected as an adidas Futures Top 100 Participant in 2008.
- An honor graduate and scholar-athlete selection at Collins Hill.

## PERSONAL INFORMATION

- Born Samantha Nicole Lenahan on Jan. 17, 1992, in Shawnee Mission, Kan.
- Daughter of Tom and Elizabeth Lenahan.
- Has two brothers, Bryce and Ian.
- Majoring in mathematics.
- Hopes to one day visit the Philippines to see where her mother grew up.

### LENAHAN'S CAREER HIGHS

At Bats	5, v. Florida State (3/11/11)
Hits	3, 2x, last v. Arkansas (3/20/11)
Runs	2, 6x, last v. Miss. Valley St. (4/19/11)
RBI	3, 4x, last v. Miss. Valley St. (4/19/11)
Doubles	1, 12x, last v. Miss. Valley St. (4/19/11)
Triples	2, v. Alcorn St. (3/29/11)
Home Runs	1, 8x, last at Georgia (5/6/11)
Walks	3, v. LSU (4/30/11)
Stolen Bases	1, 5x, last v. LSU (4/29/11)



# JESSICA OFFUTT



**JESSICA  
OFFUTT**

26

**OF | L-R | 5-5 | So. | 1L  
Madison, AL  
(Bob Jones)**

## 2011 HIGHLIGHTS

- Named a 2011 NFCA All-America Scholar-Athlete.
- Scored a run in each of State's games against UNLV and No. 11 Washington.
- Scored a run in State's Bulldog Round-Robin win against Southern Illinois.
- Scored a run and stole the first two bases of her career against Mercer.
- Scored three runs as a pinch-runner at the SEC/ACC Challenge in Tuscaloosa, Ala.
- Tallied her first-career hit in State's double-header-opening win against Alcorn State.
- Drove in the first two RBI of her career on her first double as a Bulldog in the series finale against No. 22 Auburn.
- Drew her first start at Mississippi Valley State, collecting a hit and scoring the tying run.
- Drew two starts against No. 3 Alabama, going 1-for-2 and scoring a run in the second game in her home state.

## HIGH SCHOOL | CLUB HIGHLIGHTS

- A standout outfielder for Kent Chambers' Bob Jones High School squad.
- Named an NFCA Third Team All-American following a senior season that saw Bob Jones go 51-17-2 and finish third in the Alabama 6A State Tournament.
- Named to the AHSAA 6A All-Tournament Team.
- Earned a second-straight first team all-state award in 2010 after hitting .485 with four home runs, 24 RBI, 65 runs scored and 51 stolen bases.
- Collected a second Huntsville Times All-Elite First Team selection and third NFCA First Team All-South Region honor to close her prep career.
- Selected to play in the Alabama North/South All-Star Game her junior and senior seasons.
- Named first team all-state in 2009 after hitting a school-record .526 and scoring 70 times as her team advanced to the North Region tournament.
- Earned NFCA All-South Region and All-Elite First Team honors as a junior.
- Claimed the Patriots' Silver Slugger Award, Outfield Golden Glove Award and the 100% Award in 2009.
- A Super All-Metro and All-State Honorable Mention honoree after hitting .434 and scoring 40 runs for the Patriots' 2008 squad that went 34-14.

- Twice named Bob Jones' Wendy's High School Heisman Award winner (2009 & 2010).

- An NFCA All-America Scholar-Athlete.

- Took first in the region and second in the state in the Science Olympiad's electric car category.

- Selected to play on an international squad in Prague, Austria and Germany.

- Played travel softball in 2009 and 2010 for the Alabama Crusaders. Helped lead the Crusaders to a 25th-place tie at ASA Gold Nationals in 2010 after the team tied for 17th a year earlier.

- Won the 2010 Region 5 qualifier in Boca Raton, Fla., with the Crusaders.

## PERSONAL INFORMATION

- Born Jessica Kathleen Offutt on Feb. 27, 1992, in Huntsville, Ala.
- Daughter of Monty and Kathy Offutt.
- Has two older sisters, Gini and Sarah. Sarah played softball at Louisiana Tech.
- Majoring in mechanical engineering.



## OFFUTT'S CAREER HIGHS

At Bats	3, at Miss. Valley St. (4/12/11)
Hits	1, 4x, last at Alabama (4/16/11)
Runs	1, 16x, last at Alabama (4/16/11)
RBI	2, v. Auburn (4/10/11)
Doubles	1, v. Auburn (4/10/11)
Triples	None
Home Runs	None
Walks	1, 3x, last at Miss. Valley St. (4/12/11)
Stolen Bases	2, v. Mercer (2/25/11)

## OFFUTT'S CAREER STATISTICS

Year	AVG	GP-GS	AB	R	H	2B	3B	HR	RBI	TB	SLG%	BB	HBP	SO	OB%	SF	SH	SB-ATT	GW RBI	GW Runs
2011-Fr.	.154	35-3	26	17	4	1	0	0	2	5	.192	3	1	5	.267	0	0	5-5	0	0
TOTALS	.154	35-3	26	17	4	1	0	0	2	5	.192	3	1	5	.267	0	0	5-5	0	0

# A NEW ERA OF BULLDOG SOFTBALL



# HEIDI SHAPE



**HEIDI  
SHAPE**

**22**

**INF|R-R|5-5|So.|1L  
Duluth, GA  
(Norcross)**

## 2011 HIGHLIGHTS

- Named a 2011 NFCA All-America Scholar-Athlete.
- Hit .400 (6-for-15) with two home runs and 12 RBI in her first weekend as a Bulldog.
- Drove in three runs on a home run in her collegiate debut, a setback to Illinois-Chicago at the Sportco Kick-Off Classic in Las Vegas.
- Came back in the nightcap with a grand slam against host UNLV.
- Popped a pair of hits and drove in two runs against UC Riverside.
- Doubled and had three RBI as she went 2-for-3 in a win against UIC.
- Doubled and drove in both of State's runs as the Bulldogs defeated Butler to clinch a spot in the Bulldog Round-Robin championship game.
- Belted a double and scored a run in the championship game setback to Southern Illinois.

- Hit the winning two-run home run in the bottom of the sixth inning as the Bulldogs defeated Southern Mississippi.
- Tallied her fourth double in State's midweek setback at UAB.
- Scored two runs and drove in another in MSU's win against No. 22 Texas A&M.
- Collected a sacrifice fly and a sacrifice bunt in the Dawgs' 8-0 win against Mississippi Valley State.
- Notched a pair of hits and scored twice to help MSU to a sweep of South Carolina.
- Doubled as part of a two-hit effort in State's second win against Florida State at the SEC/ACC Challenge.
- Went 2-for-3 at the plate in the series opener against Ole Miss.
- Hit the game-winning three-run home run in State's series-opening win against No. 22 Auburn.
- Collected a pair of hits and drove in a run in a 9-1 home victory against Mississippi Valley State.
- Drove in a pair of runs in game two of the series against No. 21 LSU.

• Returned to her home state and hit .455 (5-for-11) with a home run, two RBI and two runs scored against No. 7 Georgia.

• Tallied two hits and an RBI in State's opening-game upset.

• Hit her fifth home run of the season in game two before wrapping the series with a 2-for-3 plate effort.

## HIGH SCHOOL | CLUB HIGHLIGHTS

• Claimed four letters as a standout infielder (2006-09) for head coach Hope Black at Norcross (Ga.) High School.

• Garnered first team all-region accolades all four years of her softball career.

• Also selected to the Gwinnett All-County First Team each year she competed for the Lady Blue Devils.

• A four-time Best Offensive Player award winner for Norcross.

• Played alongside Mississippi State teammate Sam Lenahan on the Georgia Elite travel ball team.

• Helped lead the Elite to a ninth-place showing at the 2010 ASA National Tournament.

• Joined Lenahan in leading the Georgia Elite to a fifth-place showing at the prestigious Premier Softball Showcase.

• Claimed a 13th-place finish with the Elite at the 2009 national tournament.

• Was a staple on the infield for the 2008 squad that took third place in the annual Independence Day Showcase.

• Selected to the honor roll on a yearly basis.

## PERSONAL INFORMATION

- Born Heidi Nicole Shape on Aug. 6, 1992, in Atlanta, Ga.
- Daughter of Gregory Shape and Beverly Jones.
- Has two siblings, Matthew and Maday.
- Major is undeclared.
- Favorite television show is Swamp People.
- Favorite athlete is Michael Jordan.



## SHAPE'S CAREER HIGHS

At Bats	4, 14x, last at Georgia (5/7/11)
Hits	2, 8x, last at Georgia (5/8/11)
Runs	2, 2x, last v. So. Carolina (3/9/11)
RBI	4, at UNLV (2/11/11)
Doubles	1, 6x, last v. Florida State (3/12/11)
Triples	None
Home Runs	1, 5x, last at Georgia (5/7/11)
Walks	1, 9x, last v. LSU (4/29/11)
Stolen Bases	1, 3x, last v. Arkansas (3/18/11)

## SHAPE'S CAREER STATISTICS

Year	AVG	GP-GS	AB	R	H	2B	3B	HR	RBI	TB	SLG%	BB	HBP	SO	OB%	SF	SH	SB-ATT	GW RBI	GW Runs
2011-Fr.	.236	56-56	165	21	39	6	0	5	29	60	.364	10	6	37	.302	1	8	3-3	2	4
TOTALS	.236	56-56	165	21	39	6	0	5	29	60	.364	10	6	37	.302	1	8	3-3	2	4

**MISSISSIPPI STATE SOFTBALL**

# SHANA SHERROD



**SHANA  
SHERROD**

**27**

**RHP|R-R|5-5|So.|1L  
Vestavia Hills, AL  
(Vestavia Hills)**

## 2011 HIGHLIGHTS

- Saw her first collegiate action in the Bulldog Round-Robin championship game, striking out one and not allowing a run in an inning of work.
- Worked two innings of relief in game two against South Carolina, giving up a run and three hits while striking out two.
- Tossed a season-high 3 1/3 innings against Florida State en route to collecting her first career victory.
- Drew the first start of her career in the second game at Florida.

## HIGH SCHOOL | CLUB HIGHLIGHTS

- Standout pitcher for Jennifer Brown at Vestavia Hills High School.
- Led the Lady Rebels to three state tournament appearances since 2006.
- Eclipsed the 100-career win mark as a senior, leading VHHS to a fifth-straight area championship and the regional tournament.
- Ranked in the top 20 in state history with 105 victories and 827 innings pitched.

• Vestavia Hills' 2010 Female Athlete of the Year.

• Named the Birmingham News' Top Pitcher for the South and Hoover areas entering 2010.

• Won 31 games as a sophomore, earning 6A All-State honors from the Alabama Sportswriters Association.

• An Alabama All-State Tournament honoree after guiding the 2008 Lady Rebels to a third-place finish at the state tournament.

• Multiple-time MVP of the area tournament and an All-Metro Team selection.

• Named Over the Mountain All-Area four times.

• Went 27-4 with 178 strikeouts and a 0.94 ERA in 2007 to guide VHHS to a state sixth-most 64 wins, a fifth-place state finish and top 25 national ranking. The 2007 squad also won 35-straight games, tied for fourth in Alabama annals.

• Pitched Vestavia Hills to area and regional championships and a runner-up finish at the state tournament in her inaugural varsity season.

• Played with Bulldog sophomore Jessica Cooley for her father Blake's Skyhawks Elite travel team.

• Helped the Skyhawks to an ASA National Tournament appearance, a National Softball Association championship and a second-place finish in the Florida World Series.

• Paced the 2008 Skyhawks to a second-place finish at the state tournament after the team took seventh at the Colorado Fireworks.

• Also hurled the team to an appearance at the USSSA National Tournament.

## PERSONAL INFORMATION

- Born Shana Marie Sherrod on Oct. 23, 1991.
- Daughter of Blake and Cindy Sherrod.
- Has four siblings - Matthew, Nikki, Quint and Cristen.
- Majoring in elementary education.
- Enjoys playing Call of Duty with teammate Jessica Cooley.



## SHERROD'S CAREER HIGHS

Innings Pitched	3.1, v. Florida State (3/12/11)
Strikeouts	2, v. So. Carolina (3/9/11)
Hits	9, at Florida (3/16/11)
Runs	9, at Florida (3/16/11)
Earned Runs	8, at Florida (3/16/11)
Walks	2, v. So. Carolina (3/9/11)

## SHERROD'S CAREER STATISTICS

Year	ERA	W-L	APP	GS	CG	SHO	SV	IP	H	R	ER	BB	SO	2B	3B	HR	AB	B/AVG	WP	HBP
2011-Fr.	6.42	1-1	8	1	0	0/0	0	12.0	19	17	11	7	4	0	1	1	64	.365	2	2
<b>TOTALS</b>	<b>6.42</b>	<b>1-1</b>	<b>8</b>	<b>1</b>	<b>0</b>	<b>0/0</b>	<b>0</b>	<b>12.0</b>	<b>19</b>	<b>17</b>	<b>11</b>	<b>7</b>	<b>4</b>	<b>0</b>	<b>1</b>	<b>1</b>	<b>64</b>	<b>.365</b>	<b>2</b>	<b>2</b>

**A NEW ERA OF BULLDOG SOFTBALL**



# RACHAEL ZDEB



## RACHAEL ZDEB

19

OF|R-R|5-9|So.|1L  
Shawnee, KS  
(Shawnee Mission NW)

### 2011 HIGHLIGHTS

- Named a 2011 NFCA All-America Scholar-Athlete.
- Notched her first-career hit and scored her first run as a Bulldog in a pinch-hit role against Mississippi Valley State on April 19.

### HIGH SCHOOL | CLUB HIGHLIGHTS

- Enjoyed an outstanding prep career playing for Mark Balderston at Shawnee Mission Northwest High School in Kansas.
- A three-time All-Sunflower League selection.
- Also earned three All-Sun County Team honors from the Johnson County Sun newspaper.
- Tabbed Most Valuable Player in the Missouri/Kansas All-Star Series.
- Put together a sensational junior campaign, setting the SMNW single-season records for hits (40) while batting .491 with seven doubles, two triples and a pair of home runs. She also drove in 31 runs while scoring 36 times on the year.

• Nabbed All-League and First-Team All-Sun County accolades for her accomplishments during the 2009 season.

• Batted .408 as a sophomore and contributed 43 runs while earning second team All-Sunflower League and All-Sun County.

• Hit .379 and drove in 12 runs while scoring seven more her freshman year.

• Earned a spot on Shawnee Mission Northwest's Academic Honor Roll each year since she was a freshman.

• Played travel softball with the Desoto Belles and coaches Greg Heinrich and Steve Fulk.

• Earned USSSA All-State accolades after hitting a Belles' single-season record .407 with 48 hits, 36 runs, 40 RBI, 12 home runs and 14 stolen bases.

• Compiled an .808 slugging percentage while reaching base at a .451 clip.

• Earned MVP honors at three ASA/NSA 18U tournaments.

• Also played volleyball and basketball prior to her senior season.



### PERSONAL INFORMATION

• Born Rachael Margaret Zdeb on Dec. 10, 1991, in Overland Park, Kan.

• Daughter of Joe and Diane Zdeb. Her father, Joe, played professional baseball for the Kansas City Royals.

• Has two brothers, Joey and Josh.

• Majoring in kinesiology (CLEP).



### ZDEB'S CAREER HIGHS

At Bats	1, 4x, last v. Miss. Valley St. 4/19/11)
Hits	1, v. Miss. Valley St. (4/19/11)
Runs	1, v. Miss. Valley St. (4/19/11)
RBI	None
Doubles	None
Triples	None
Home Runs	None
Walks	None
Stolen Bases	None

### ZDEB'S CAREER STATISTICS

Year	AVG	GP-GS	AB	R	H	2B	3B	HR	RBI	TB	SLG%	BB	HBP	SO	OB%	SF	SH	SB-ATT	GW RBI	GW Runs
2011-Fr.	.250	11-0	4	1	1	0	0	0	0	1	.250	0	0	2	.250	0	0	0-0	0	0
TOTALS	.250	11-0	4	1	1	0	0	0	0	1	.250	0	0	2	.250	0	0	0-0	0	0

# CAITLIN WENZEL



**CAITLIN  
WENZEL** 24

**UTL|R-R|5-9|RFr.|RS**  
**Marinette, WI**  
**(Peshtigo)**

## 2011 HIGHLIGHTS

- Redshirted her first season on campus.

## HIGH SCHOOL | CLUB HIGHLIGHTS

- Prepped for Kim Barrette at Peshtigo High School in Wisconsin, earning all-conference accolades all four years.
- Struck out a state tournament-record 26 batters as the Bulldogs won the state title in their first WIAA State Tournament appearance.
- Named Wisconsin's Player of the Year following the Bulldogs' run to the state title.
- Struck out 228 and hurled 13 shutouts in 2010.
- Selected co-Player of the Year for the M&O Conference following a senior season that saw her go 21-4 in the circle and hit .696 with 16 RBI and 31 runs scored.
- Earned Division 3 Player of the Year honors from the Wisconsin Fastpitch Softball Coaches Association. Also claimed Northeast District First Team accolades from the association.
- Tabbed for the 2010 WFSCA Senior All-Star Game.
- Named Wisconsin Sports Network Splash of the Week for her efforts in the state tournament.

- Guided the Bulldogs to their first outright conference title as a junior, claiming M&O Conference MVP accolades after hitting .543 at the plate and winning 15 games at pitcher.

- Collected all-district honors after guiding Peshtigo to the region championship.

- Selected first team all-conference and M&O Conference MVP after hitting over .600 and winning 11 games in the circle her sophomore year.

- Also participated in volleyball at Peshtigo, winning a conference championship on the court in her final prep season.

- Played travel softball for the Wisconsin Elite last summer, going undefeated in the circle.

- Spent 2009 competing for the Freedom travel squad.

- Guided coach Gunner Longsine's team to ASA 18U Class B runner-up honors.

## PERSONAL INFORMATION

- Born Caitlin Jael Wenzel on Dec. 27, 1991.
- Daughter of John and Cindy Wenzel.
- Has a sister, Melissa Surk.
- Majoring in animal and dairy science
- Has been ranked second nationally by the USDF (United States Dressage Federation) for riding her horse (Largos) in Musical Freestyle.
- Favorite season is softball season.
- Once won two suitcases full of stuffed animals from Circus Circus in Las Vegas.



**A NEW ERA OF BULLDOG SOFTBALL**

MISSISSIPPI  
STATE



# ERIKA GAUL & SWAYZE HOLLENHEAD



**ERIKA  
GAUL**

**23**

**INF | R-R | 5-11 | Fr. | HS**  
**Clermont, Fla.**  
**(South Lake)**

## HIGH SCHOOL | CLUB HIGHLIGHTS

- Hit near the .300 mark last season at South Lake High School, driving in six runs while scoring 15 times behind two doubles, a triple and three home runs.
- Played on the Eagles' 2008 and 2009 squads that finished as the district runner-up, helping SLHS to the 4A Regional Quarterfinals as a junior.
- Played on the Eagles' 2008 squad that eclipsed the 20-win plateau en route to advancing to the 4A region final four.
- Competed for the Lady Gators Gold travel team after playing with Tropic Wave, and hit .427 with five home runs and 19 RBI as the Gators finished fourth at the ASA 18U National Tournament in Las Vegas and fifth at the prestigious Colorado Fireworks Tournament.
- An outstanding prep volleyball player for South Lake, earning four letters and serving as team captain her past two seasons.
- Named MVP for the Eagles' volleyball team her junior and senior seasons, helping South Lake to the region semifinal in 2008 after advancing to the quarterfinal her rookie season.

## PERSONAL INFORMATION

- Daughter of Ken and Emily Gaul.
- Born Erika Lee Gaul on March 8, 1993, in Pembroke Pines, Fla.
- Has two sisters, Nikki and Kristin.
- Majoring in special education.
- Served as a volunteer at Operation Military Kids (camp counselor) and Clermont Girls Softball League (umpire and camp instructor).



**SWAYZE  
HOLLENHEAD**

**15**

**INF | R-R | 5-5 | Fr. | HS**  
**Mathiston, Miss.**  
**(East Webster)**

## HIGH SCHOOL | CLUB HIGHLIGHTS

- Key member of the infield at East Webster High School, winning four Mississippi 1A state championships during the past five seasons.
- Earned All-State accolades in 2008 and 2009.
- Named Starkville Daily News Fastpitch Player of the Year in 2011 after leading the Lady Wolverines back to the 1A state playoffs.
- Earned her fourth-straight all-district honor after batting .425 with 24 RBI, 11 doubles, five triples and four home runs as a junior.
- Compiled an .877 slugging percentage in 2010.
- Named Northeast Mississippi Daily Journal All-Area On-Deck in 2009 after guiding EWHS to the state title with a .369 average and 11 RBI.
- Capped a state championship season in 2008 by being selected Second-Team All-Area by the Daily Journal.
- Drove in 21 runs while hitting .381 as a freshman.
- Played travel softball for the Germantown Red Devils alongside fellow Bulldog Ashley Phillips.
- Hit .460 with four home runs and 40 RBI for the Red Devils' 20-8 edition in 2009.

## PERSONAL INFORMATION

- Named East Webster's Wendy's High School Heisman Award winner and 2010 Ms. EWHS.
- Also a standout basketball player for the Lady Wolverines, earning SDN Player of the Year in 2010.
- Guided East Webster to the basketball state runner-up in 2007.
- Daughter of Scott and Tonya Hollenhead.
- Born Swayze Glasgow Hollenhead on July 20, 1992, in Starkville, Miss.
- Has two siblings, Paisley and Mamie.
- Major is undeclared.
- Aunt (Dallas Ferguson) graduated from Mississippi State.

# MEGAN NESBIT & ASHLEY PHILLIPS



**MEGAN NESBIT** 12

INF | R-R | 5-5 | Fr. | HS  
Acworth, Ga.  
(Allatoona)

## HIGH SCHOOL | CLUB HIGHLIGHTS

- Helped lead Allatoona High School to a state runner-up finish and a 30-10 record in the school's third year of action.
- Also helped the Buccaneers to two 7-4A Sub-Region championships and a third-place region showing in 2010.
- Named 7-4A All-Region for the second time and earned a spot in the Georgia Dugout Club All-Star Game in her final prep season after hitting .425 with three home runs, 16 RBI and 18 runs scored.
- Selected first-team, all-region and Marietta Daily Journal All-County Honorable Mention for head coach Troy Pirkle's squad after hitting .353 with 13 runs, five doubles and 11 RBI as a junior.
- Batted .434 with 31 RBI and 38 runs scored as a junior in leading Allatoona to a 26-5 record after the team went 16-15 in the program's first season.
- Named team MVP three times and winner of the Buccaneer Award twice.
- Committed just five errors in her four years of action.

- Collected the first double and triple in Allatoona history while scoring the first run and tallying the inaugural RBI.
- A Georgia National Merit recipient and Allatoona's top scholar athlete the past three years.
- Named her school's Wendy's High School Heisman winner.
- Played travel softball for the Georgia Impact Gold.
- Previously played for the Georgia Knockouts and Atlanta Vipers.
- Accounted for 75 runs as the Vipers advanced to the 2009 ASA Gold National Tournament.
- Named a Stephanie A. Phillips Commitment to Excellence Award winner in 2008 with the Vipers' 16U squad.

## PERSONAL INFORMATION

- Daughter of David and Kim Nesbit.
- Sister Courtney played for Bulldogs, while sister Erin is a junior shortstop.
- Major is undeclared.



**ASHLEY PHILLIPS** 34

OF | R-R | 5-6 | Fr. | HS  
Water Valley, Miss.  
(Water Valley)

## HIGH SCHOOL | CLUB HIGHLIGHTS

- A speedy, powerful outfielder who topped Kendra Bensch's Water Valley High School squad in stolen bases last season while ranking among the team leaders in batting average, on-base percentage and slugging percentage.
- Hit .563 as a junior and was a perfect 27-of-27 on the bases while tallying six home runs and contributing 55 RBI.
- Selected the Oxford Eagle Player of the Year in 2009 and was tabbed to the publication's all-area team every year since seventh grade.
- Water Valley's MVP the past three years.
- Batted .653 with four home runs, 24 stolen bases and 59 RBI as a sophomore.
- Tallied a .697 batting average with 53 RBI and 18 stolen bases during her freshman year.
- Played with teammate Swayze Hollenhead on the Germantown Red Devils travel team.
- Helped the Red Devils to the 2008 NASA National Championship in Beaumont, Texas.

- Drove in 35 runs for the Red Devils last summer.
  - Also excelled in volleyball and basketball at Water Valley, pacing the WVHS volleyball team in attacks and kills last season.
  - Named area player of the year, all-division and team MVP for the Lady Blue Devil hoops squad.
- ## PERSONAL INFORMATION
- Daughter of Rodney and Darlene Phillips.
  - Born Ashley Ka'trice Phillips on Jan. 12, 1993, in Grenada, Miss.
  - Has two siblings, Antonio and Aulton.
  - Was born with 12 fingers.
  - Favorite movie was Love & Basketball.
  - Favorite athlete is Kobe Bryant.
  - Majoring in kinesiology (CLEP).



# COURTNEY VANLANDINGHAM



**COURTNEY** 25  
**VANLANDINGHAM**

**INF|R-R|5-9|Fr.|HS**  
**Owasso, Okla.**  
**(Owasso)**

## HIGH SCHOOL | CLUB HIGHLIGHTS

- A versatile infielder for coach Shane Eicher's Owasso High School squad that ranked among the best in the Oklahoma prep ranks.
- Earned Class 5A/6A Region 7 Team and Frontier Valley All-Conference honors this season after helping Owasso to the region championship and semifinals of the state 6A tournament.
- Hit .349 with three home runs and 22 RBI to cap her prep career.
- Made the All-State Large East team, representing Owasso High School
- Named Softball Player of the Week by the Tulsa World after hitting .474 with seven RBI in leading the Rams in the 2010 Broken Arrow Tournament.
- Selected a player to watch by the publication heading into her senior campaign.
- Helped the Rams to the region title and state tournament as a freshman as well.
- Batted .432 her rookie year before hitting at a .410 clip and earning first team all-conference and all-region honors as a sophomore.
- Named academic all-conference every year.

- Played travel softball for the same Tulsa Eagles Gold program that produced Mississippi State senior pitcher Misty Flesher, hitting .335 with four home runs last summer.

- Selected to an all-star travel game in Colorado her freshman year.

- Invited to play in the Sun Classic on ESPN3.com with the Eagles as a senior.

## PERSONAL INFORMATION

- Daughter of Brandon and Cherie Vanlandingham.

- Born Courtney Lynn Vanlandingham on May 31, 1993, in Lawton, Okla.

- Has two brothers, Briar and Grant.

- Majoring in marketing.





# MEET THE COACHES

MISSISSIPPI  
STATE



# VANN STUEDEMAN



## VANN STUEDEMAN

### Head Coach First Season Huntingdon College (1994)

On Thursday, June 23, 2011, Mississippi State University and Director of Athletics Scott Stricklin announced Vann Stuedeman as its new softball coach. Stuedeman joined the Bulldogs after serving 11 seasons as the pitching coach at the University of Alabama, where she helped the Crimson Tide claim three Southeastern Conference regular-season titles en route to reaching the Women's College World Series six times. Stuedeman, a native of Vestavia Hills, Ala., becomes the fifth head softball coach in school

history.

"Vann has four traits we value - a strong work ethic, competitive intensity, intelligence and the ability to communicate and sell," Stricklin said. "Of course, she is one of the preeminent pitching coaches in the nation, but it's her vision for the future and the enthusiasm she displays for building our program that makes her the best fit to be Mississippi State's softball coach."

As an assistant coach since 2001, Stuedeman helped the Tide go 579-150 over the last 11 seasons (.794), including a sparkling 243-70 record inside the notoriously tough SEC. Stuedeman anchored a staff that had an earned run average under two in eight of her 11 campaigns, struck out an average of 485 batters per season and held opponents scoreless in 221 games. The 2011 staff led the SEC in ERA, giving the Crimson and White five of the past six seasons with an ERA in the top 20 nationally.

For the last seven seasons, Stuedeman has coached an All-American pitcher, with her tenure in Tuscaloosa producing a total of six All-American pitchers with 11 All-America and All-SEC honors. Under her instruction, Tide pitchers registered a whopping 23 no hitters, including three perfect games. Three times during her stay 90 miles east of Starkville, Stuedeman coached the SEC Pitcher of the Year, while racking up 19 SEC Pitcher of the Week honors. In addition to the aforementioned accolades, the first-year head coach also coached two SEC Freshman of the Year and one SEC Tournament Most Valuable Player.

In 2011, Stuedeman tutored a pitching staff that finished with a 1.69 ERA, a 53-10 record and a third-place finish at the Women's College World Series. The staff included a pair of All-American pitchers in senior Kelsi Dunne and freshman Jackie Traina. Dunne, now a volunteer assistant coach at Mississippi State, capped off her stellar career with a 29-5 record and a 1.42 ERA. The right-hander struck out 331 batters and held opponents to a school record .146 average. Dunne also tossed three no-hitters and posted 11 shutouts. Traina posted a 19-5 record with a

## VANN'S PITCHERS

### BY THE NUMBERS

221	.....	Shutouts
23	.....	No Hitters
19	.....	SEC Pitchers of the Week
14	.....	All-South Region Honors
11	.....	All-America Honors
11	.....	All-SEC Honors
7	.....	Straight Seasons w/AA Honor
5	.....	National Players of the Week
3	.....	SEC Pitchers of the Year
3	.....	Perfect Games
2	.....	SEC Freshman of the Year
1	.....	SEC Tournament MVP

1.70 ERA, adding 190 strikeouts in 156.1 innings. She also threw two no-hitters and three shutouts while collecting four saves.

Prior to joining Alabama, Stuedeman coached at West Alabama, Alabama-Huntsville and East Limestone High School. A native of Birmingham, she's a 1994 graduate of Huntingdon College, where she was an important member in the Hawks' two third-place finishes at the national tournament (1992, 1994). The 1994 All-American was inducted into her alma mater's Hall of Fame on Oct. 8, 2011.

Stuedeman served as a graduate assistant at the University of West Alabama from 1995-96 while earning her master's degree in Elementary Education, helping lead the team to the Gulf South Conference Championship in 1995 while the team's head coach was away from the team on maternity leave. The championship was the first in the '90s for the West Alabama program and the first winning season of the decade as well.

After spending two seasons at UWA, Stuedeman went to the University of Alabama-Huntsville for the next three years as an assistant coach for her sister, Les Stuedeman. Her main priority was working with the pitchers and outfielders.

## THE VANN STUEDEMAN FILE

**Birthdate:** Sept. 11, 1972 in Birmingham, Ala.  
**Hometown:** Vestavia Hills, Ala.  
**Education:** Bachelor of Accounting, Huntingdon College, 1994  
Master's in Elementary Education, West Alabama, 1996  
**Hired as Head Coach:** June 23, 2011

### COACHING CAREER:

Graduate Assistant, West Alabama, 1995-96  
Assistant Coach, Alabama-Huntsville, 1997-99  
Head Coach, East Limestone County HS, 1999-2000  
Assistant Coach, Alabama, 2000-11  
Head Coach, Mississippi State, 2011-Present

### PLAYING CAREER:

Vestavia Hills HS, 1986-90  
Huntington College, 1991-94



# VANN STUEDEMAN

During her entire stint there, the UAH pitching staff ranked in the top five in Division II in ERA. She helped lead the program to two Gulf South Conference championships, three NCAA Regional appearances and a trip to the 1999 Division II National Tournament.

She was also a part of the staff that was named South Region Coaching Staff of the Year in 1999. She then accepted the head coaching position at East Limestone High School, in Athens, Ala., where she led the team to its first winning season since 1994, finishing one game shy of the state tournament.

"I would like to thank Scott Stricklin, Ann Carr and Mississippi State University for the opportunity to lead the Bulldog softball program," Stuedeman said. "Scott's passion and vision for Mississippi State softball are infectious and I am thrilled to join his efforts in creating a presence in the SEC and on the national platform.

I'm eager to begin building a lasting relationship with the student athletes, the city of Starkville and the all the fans in OUR State."



## WHAT THEY'RE SAYING ABOUT... VANN STUEDEMAN

"You don't have to spend much time with Mississippi State softball coach Vann Stuedeman to understand how passionate the first-year leader is about her new program. It's an energy that transcends every fiber of her being - it's hard to imagine that her team wouldn't be successful. It's more than a job to Stuedeman, it appears to be her calling. It extends beyond a job and into every aspect of her life." - Sean Cartell, SEC Digital Network

"I'm having trouble understanding as a parent how you wouldn't be drawn to Vann if she came into your living room and said, 'I want your daughter to come play for me.' She has the personality to not only adapt to the kids in this generation, but also give comfort to the parents. When parents decide which coach to have their daughter play softball under, I can't think of a logical reason why Vann wouldn't be high on that list."

- Matthew Stevens, Commercial Dispatch

"I have not heard anyone talk about Vann Stuedeman without people talking about how excited and motivated they are by her. She's not just someone who has a lot of energy that people like; she's going to be a great coach. If I had a daughter, Vann would be at the top of the list of people I'd trust to coach my daughter." - Bob Carskadon, Bulldog Sports Radio

"Sometimes a team just needs something to get them headed in the right direction. Whether it is a great X's and O's coach or a shot of enthusiasm, there is usually something missing. Mississippi State feels like they found the missing piece of their softball puzzle when they hired Vann Stuedeman to lead the Bulldogs in the right direction." - John Farley, BulldawgJunction.com

## STUEDEMAN'S LAST 11 SEASONS AS A COLLEGE COACH (2001-2011)

Year	Record	Pct.	SEC	Finish	NCAA Tourney
2001	50-11	.820	24-6	2nd	2-2 at Regional
2002	46-21	.687	22-8	2nd	0-2 at Regional
2003	49-21	.700	22-8	2nd	4-0 at Regional, 0-2 at WCWS
2004	45-20	.692	18-12	5th	3-2 at Regional
2005	63-15	.808	23-7	2nd	3-0 at Regional, 2-0 at Super Regional, 1-2 at WCWS
2006	54-11	.831	25-4	1st	3-0 at Regional, 2-0 at Super Regional, 0-2 at WCWS
2007	55-10	.846	21-6	3rd	4-1 at Regional, 0-2 at Super Regional
2008	58-8	.879	25-3	2nd	3-0 at Regional, 2-0 at Super Regional, 2-2 at WCWS
2009	54-11	.831	21-6	2nd	3-0 at Regional, 2-0 at Super Regional, 2-2 at WCWS
2010	52-11	.825	23-4	1st	3-0 at Regional, 1-2 at Super Regional
2011	53-11	.828	19-6	1st	3-0 at Regional, 2-1 at Super Regional, 2-2 at WCWS
<b>TOTALS</b>	<b>579-150</b>	<b>.794</b>	<b>243-70</b>	<b>.776</b>	<b>11 Appearances (6 WCWS), 49-24 (.671)</b>

## STUEDEMAN'S PITCHING STAFFS AT ALABAMA (2001-2011)

Year	ERA	K	K/7	IP	BB	K/BB	Opp. BA	Shutouts	No Hitters
2001	1.35	364	6.13	415.1	80	4.55	.203	25	1
2002	2.19	489	7.60	450.1	112	4.37	.236	17	0
2003	1.85	455	6.69	476.1	152	2.99	.236	12	0
2004	2.11	487	7.79	437.1	125	3.90	.205	18	4
2005	1.55	607	8.12	523.1	142	4.27	.200	22	0
2006	1.13	578	9.20	440.0	87	6.64	.174	24	5
2007	1.67	386	6.52	414.2	116	3.33	.222	23	1
2008	1.56	461	7.56	427.0	126	3.66	.184	23	2
2009	1.68	424	7.26	408.2	139	3.05	.201	26	5
2010	2.43	533	9.20	405.2	129	4.13	.208	9	0
2011	1.69	556	9.41	413.1	128	4.34	.173	22	5

## NFCA ALL-AMERICAN PITCHERS UNDER STUEDEMAN (6 PITCHERS, 11 HONORS)

Name	Years	Team	W-L	ERA	K
Shelley Laird	2001	Second	32-7	1.06	242
Stephanie Vanbrakle	2005	Second	34-7	1.34	341
Stephanie Vanbrakle	2006	Second	28-6	1.19	345
Chrissy Owens	2007	Third	24-5	1.30	144
Kelsi Dunne	2008	Third	26-6	1.44	275
Charlotte Morgan	2008	First	18-2	1.27	69
Kelsi Dunne	2009	First	28-5	1.63	258
Charlotte Morgan	2009	First	18-6	1.80	124
Kelsi Dunne	2010	Third	30-6	1.97	355
Kelsi Dunne	2011	First	29-5	1.42	331
Jackie Traina	2011	First	19-5	1.70	190



# A NEW ERA OF BULLDOG SOFTBALL



# ALAN REACH



**ALAN  
REACH**

**Assistant Coach  
First Season  
Alabama  
(2002)**

Alan Reach is in his first season with the Bulldog softball program after serving as the head coach of Tuscaloosa County High School since the 2005-06 season. He had previously been an assistant coach at the University of Georgia during the 2004 season.

"I am very excited to have a coach of Alan's stature joining us here at Mississippi State. He will make an immediate impact on our program with his contagious spirit and love for the sport," Stuedeman said. "He is a family man with tremendous character and integrity, and he will act as an exceptional role model for our student-athletes."

Last season, Reach coached the Wildcats to the area title and a fourth-place finish in the Class 6A State tournament. Playing in Alabama's largest classification, his squad advanced to the state tournament after taking runner-up accolades in the AHSAA North Central Regional Tournament.

In 2009, the two-time West Alabama 6A Coach of the Year was named head coach of the AHSAA North All-Star Team after guiding TCHS to its second state tournament showing. The team also claimed region and area championships. Reach coached current Bulldog outfielder Jessica Offut in the all-star game.

"I am very excited for the opportunity to coach here at Mississippi State and in the SEC," Reach said. "It's an honor to be able to coach under Vann because of her vision, passion and excitement. I'm thrilled to join this program knowing the potential it has under Vann's leadership."

Reach is no stranger to the league, as he served as an assistant coach for Georgia's 2004 squad that went 55-17 and fell a win shy of advancing to the Women's College World Series. Under his tutelage, the Bulldogs posted the third-highest batting average in the nation in 2004, with two players (Kim Wendland and Nicole Barber) claiming First-Team NFCA All-America and All-SEC accolades.

A 2002 graduate of Alabama, Reach played middle infield for the Wallace Community College-Selma and Tennessee Wesleyan College baseball teams. Following graduation in Tuscaloosa, Reach returned to his high school alma mater, Pelham High, as an assistant coach from 2002-03. After spending the year at Georgia following his stint in his hometown, Reach coached at Central High School in Carrollton, Ga., from 2004-05.

Reach and his wife Ann are the proud new parents of their first child, Harper, born on Oct. 20, 2011.



## THE ALAN REACH FILE

**Birthdate:** March 6, 1978 in Birmingham, Ala.

**Hometown:** Pelham, Ala.

**Education:** Bachelor of Secondary Education and Language Arts, Alabama, 2002

### COACHING CAREER:

Assistant Coach, Pelham HS, 2002-03

Assistant Coach, Georgia, 2003-04

Assistant Coach, Central HS, 2004-05

Head Coach, Tuscaloosa County HS, 2005-11

Assistant Coach, Mississippi State, 2011-Present

### PLAYING CAREER:

Pelham HS, 1992-96

Wallace Community College-Selma, 1996-98

Tennessee Wesleyan College, 1998-2000

# BETH MULLINS



**BETH  
MULLINS**

**Assistant Coach  
First Season  
UAB  
(2004)**

Beth Mullins is in her first season with the Bulldog softball program after serving as an assistant coach at Western Kentucky in 2011. She has previously been an assistant coach at UAB and Georgia Southern.

"Beth is one of the top young coaches in college softball," Stuedeman said. "She's a player's coach who will undoubtedly make a positive impact in our program. She brings a wealth of experience, knowledge and expertise to MSU. We are very fortunate to have a coach of Beth's caliber become an integral part of our Bulldog family."

Last season, Mullins tutored the Western Kentucky hitters to the highest batting average in school history (.279). The Lady Toppers also set single-season records for triples (14), RBI (221) and slugging percentage (.419).

Mullins made the move to WKU following a three-year stint at her alma mater, UAB. In her final season with the Blazers (2010), the team broke 15 individual and team offensive records while leading the program to its first NCAA Regional appearance. The squad also topped Conference USA in six offensive categories.

Under her watch in Birmingham, UAB improved in team batting average, doubles, triples, RBI and runs scored each season.

Mullins returned to her old playing field after a two-year stop as assistant coach at Georgia Southern. During that stint, she helped the Eagles to a Southern Conference Tournament title and the program's first NCAA Tournament appearance.

In 2006, she tutored SoCon Player of the Year Shanita Black, who broke 12 school records en route to earning conference tournament Most Outstanding Player and All-Southeast Region accolades.

A starter for the Blazers from 2001-04, Mullins was named to the Conference USA All-Freshman team her first year in Birmingham. As a sophomore in 2002, she led the team in RBI (31) and walks (17) as the Blazers won a program-best 39 games. During her junior campaign in 2003, Mullins led the team in home runs (five) and walks (16).

As a senior, the Fairhope, Ala., native was named All-Conference USA after anchoring the squad in batting average (.311), hitting (51), on-base percentage (.379), RBI (27) and home runs (5). The future coach posted at least 20 wins all four seasons as a player at UAB, finishing her career ranked in several top-10 categories in school history, including RBI (fourth), home runs (fifth), total bases (fifth), hits (sixth), doubles (sixth) and walks (seventh).



## THE BETH MULLINS FILE

**Birthdate:** Sept. 29, 1982

**Hometown:** Fairhope, Ala.

**Education:** Bachelor of Political Science, UAB, 2004

### COACHING CAREER:

Volunteer Assistant Coach, UAB, 2004-05

Assistant Coach, Georgia Southern, 2005-07

Assistant Coach, UAB, 2007-10

Assistant Coach, Western Kentucky, 2010-11

Assistant Coach, Mississippi State, 2011-Present

### PLAYING CAREER:

Fairhope HS, 1996-2000

UAB, 2000-04

**A NEW ERA OF BULLDOG SOFTBALL**

MISSISSIPPI  
STATE



# KELSI DUNNE



## KELSI DUNNE

### Volunteer Assistant Coach First Season Alabama (2010)

One of the most decorated pitchers in college softball history, four-time All-American Kelsi Dunne begins her first season as a Mississippi State softball volunteer assistant coach.

"Kelsi commands instant respect in the softball community and we're ecstatic that she decided to be a Bulldog and help this team reach places we've never been before," Stuedeman said. "Her ability to thoroughly and effectively

communicate her knowledge of the game to our players will prove to be an invaluable asset for our program going forward."

The 2010 and 2011 Southeastern Conference Pitcher of the Year will assist Stuedeman with the Maroon and White pitching staff. Having enjoyed an accomplished four-year career under Stuedeman's direction at the University of Alabama (2007-11), the right-hander led her school to three Women's College World Series appearances. The Port Orange, Fla., native finished her time in Tuscaloosa as the school's all-time strikeout leader (1,219), while also shattering the school record in career strikeouts per seven innings (9.82) and lowest opponent batting average (.165).

"To work under Vann and help her current pitching staff is an opportunity that I'm extremely grateful for," Dunne said. "I look forward to using my passion and knowledge of the game to maximize player development here in Starkville."

After earning a bachelor's degree in business management and administration in December 2010, Dunne was selected first overall in the 2011 National Pro Fastpitch Draft by the NPF Diamonds. Currently, the newest Bulldog is pursuing her master's degree in sport management.

In her last year as a collegiate player in 2011, the right-hander went 29-5 with a microscopic 1.42 ERA. She struck out 331 batters, shut out 11 opponents and notched 24 complete games. Opponents hit a paltry .146 against her, earning her All-American and SEC Pitcher of the Year honors yet again.

During her junior campaign, Dunne was named NFCA Third-Team All-American, as well as All-SEC First Team for the third-consecutive season. The Floridian was named the SEC Tournament MVP, in addition to being placed on the NFCA All-South Region First Team and the ASA/USA Player of the Year Watch List. In SEC play, Dunne led the conference in wins (13), strikeouts (144) and opponent batting average (.174), striking out at least 10 batters in seven

conference games.

As a sophomore, Dunne appeared in 40 games and made 35 starts, being named one of 25 finalists for the USA Softball Collegiate Player of the Year. A NFCA First-Team All-American, the righty also earned Easton All-American and All-SEC honors. Dunne set a NCAA postseason record by throwing back-to-back no-hitters in the Super Regional and finished the season 28-5 in the circle with a 1.63 ERA and 258 strikeouts in 215 1/3 innings pitched.

The ace made her debut in college as a freshman in 2008, finishing with a 26-6 record and a 1.44 ERA. The SEC Freshman of the Year was named a third-team Louisville Slugger/NFCA All-American, a first-team Easton All-American and a member of the All-SEC First Team. Dunne set the Alabama freshman record for victories with 26 and 275 strikeouts.

At Spruce Creek High School, the now college graduate led her team to the 2006 Class 6A State Championship game, and a 25-6 record and a state semifinal appearance with a 28-2 mark in 2007. In four years, she compiled a 94-14 record with four Five-Star Conference titles, three FHSAA state tournament berths, three District titles and one Region championship. The 2007 EA Sports National Player of the Year was also named Gatorade Player of the Year in Florida in 2006 and 2007, becoming the first player to win the award in consecutive seasons.



## THE KELSI DUNNE FILE

**Birthdate:** April 25, 1989 in Daytona Beach, Fla.

**Hometown:** Port Orange, Fla.

**Education:** Bachelor of Business Management and Administration, Alabama, 2010  
Master's in Sport Management, Alabama (May 2012)

### COACHING CAREER:

Volunteer Assistant Coach, Mississippi State, 2012-present

### PLAYING CAREER:

Spruce Creek HS, 2003-07  
Alabama, 2007-11

# SUPPORT STAFF



Jay  
**BAILEY**

Student Manager



Alison  
**BARNES**

Student Manager



Ann  
**CARR**

Softball Administrator



Alicia  
**CATLETTE**

Strength Coach



Jillian  
**GUY**

Academic Counselor



Kari  
**KEBACH**

Athletic Trainer



Kyle  
**NIBLETT**

Media Relations



Michelle  
**SCRIVENER**

Administrative Asst.



Danielle  
**SMITH**

Marketing



Shaun  
**TAYLOR**

Game Operations

## NOT PICTURED:

Managers: Shanika Randle and Russ Singleton  
Graduate Assistant Athletic Trainer: Sarah Williams  
Student Athletic Trainer: Catherine Crutcher

# A NEW ERA OF BULLDOG SOFTBALL





# 2011 Review





# 2011 RESULTS

**24-32 Overall, 10-18 SEC Regular Season, 17-7 Home, 3-16 Away, 4-9 Neutral**

Date	Opponent	Score	Inns	Overall	SEC	Pitcher of record	Attend
! Feb 11, 2011	vs Illinois-Chicago	L 4-5	7	0-1-0	0-0-0	K. Vry (L 0-1)	0
! Feb 11, 2011	at UNLV	L 9-10	(9)	0-2-0	0-0-0	K. Vry (L 0-2)	606
! Feb 12, 2011	vs #11 Washington	L 5-18	5	0-3-0	0-0-0	L. Dunlap (L 0-1)	0
! Feb 12, 2011	vs UC Riverside	L 6-7	7	0-4-0	0-0-0	K. Vry (L 0-3)	406
! Feb 13, 2011	vs Illinois-Chicago	w 5-2	7	1-4-0	0-0-0	M. Flesher (W 1-0)	300
# Feb 18, 2011	LOUISIANA TECH	w 3-2	7	2-4-0	0-0-0	S. Becker (W 1-0)	341
# Feb 19, 2011	BUTLER	w 2-0	7	3-4-0	0-0-0	K. Vry (W 1-3)	0
# Feb 19, 2011	SOUTHERN ILLINOIS	w 10-8	7	4-4-0	0-0-0	S. Becker (W 2-0)	583
# Feb 20, 2011	SOUTHERN ILLINOIS	L 4-9	7	4-5-0	0-0-0	S. Becker (L 2-1)	272
Feb 23, 2011	SOUTHERN MISS	w 6-4	7	5-5-0	0-0-0	K. Vry (W 2-3)	225
^ Feb 25, 2011	vs Bowling Green	w 3-2	7	6-5-0	0-0-0	S. Becker (W 3-1)	0
^ Feb 25, 2011	vs Mercer	L 5-6	7	6-6-0	0-0-0	K. Vry (L 2-4)	135
^ Feb 26, 2011	vs Georgia State	L 5-8	7	6-7-0	0-0-0	M. Flesher (L 1-1)	184
^ Feb 26, 2011	at Kennesaw State	L 2-3	7	6-8-0	0-0-0	K. Vry (L 2-5)	195
^ Feb 27, 2011	vs Purdue	L 0-5	7	6-9-0	0-0-0	K. Vry (L 2-6)	117
Mar 01, 2011	at UAB	L 0-8	6	6-10-0	0-0-0	K. Vry (L 2-7)	461
\$ Mar 06, 2011	#22 TEXAS A&M	w 7-3	7	7-10-0	0-0-0	K. Vry (W 3-7)	0
\$ Mar 06, 2011	MISS. VALLEY STATE	w 8-0	5	8-10-0	0-0-0	M. Flesher (W 2-1)	155
* Mar 09, 2011	SOUTH CAROLINA-1	w 2-1	7	9-10-0	1-0-0	K. Vry (W 4-7)	-
* Mar 09, 2011	SOUTH CAROLINA-2	w 11-5	7	10-10-0	2-0-0	M. Flesher (W 3-1)	133
% Mar 11, 2011	vs Florida State	w 9-8	(10)	11-10-0	2-0-0	M. Flesher (W 4-1)	0
% Mar 12, 2011	vs North Carolina	L 4-12	5	11-11-0	2-0-0	S. Becker (L 3-2)	0
% Mar 12, 2011	vs Florida State	w 8-7	7	12-11-0	2-0-0	S. Sherrod (W 1-0)	380
% Mar 13, 2011	vs North Carolina	L 2-8	7	12-12-0	2-0-0	M. Flesher (L 4-2)	305
* Mar 16, 2011	at #2 Florida-1	L 0-8	5	12-13-0	2-1-0	M. Flesher (L 4-3)	-
* Mar 16, 2011	at #2 Florida-2	L 1-18	5	12-14-0	2-2-0	S. Sherrod (L 1-1)	-
* Mar 18, 2011	ARKANSAS	w 3-0	7	13-14-0	3-2-0	K. Vry (W 5-7)	219
* Mar 19, 2011	ARKANSAS	w 2-0	7	14-14-0	4-2-0	M. Flesher (W 5-3)	223
* Mar 20, 2011	ARKANSAS	w 6-5	7	15-14-0	5-2-0	M. Flesher (W 6-3)	278
* Mar 25, 2011	at #23 Kentucky	L 6-12	7	15-15-0	5-3-0	M. Flesher (L 6-4)	795
* Mar 26, 2011	at #23 Kentucky	L 0-8	5	15-16-0	5-4-0	S. Becker (L 3-3)	839
* Mar 27, 2011	at #23 Kentucky	L 0-5	7	15-17-0	5-5-0	L. Dunlap (L 0-2)	781
Mar 29, 2011	ALCORN-1	w 11-2	5	16-17-0	5-5-0	K. Vry (W 6-7)	-
Mar 29, 2011	ALCORN-2	w 10-1	5	17-17-0	5-5-0	S. Becker (W 4-3)	233
* Apr 01, 2011	OLE MISS	L 0-6	7	17-18-0	5-6-0	M. Flesher (L 6-5)	483
* Apr 02, 2011	OLE MISS	w 3-0	7	18-18-0	6-6-0	S. Becker (W 5-3)	613
* Apr 03, 2011	OLE MISS	w 9-3	7	19-18-0	7-6-0	K. Vry (W 7-7)	653
+ Apr 06, 2011	vs Southern Miss	L 4-14	5	19-19-0	7-6-0	K. Vry (L 7-8)	846
* Apr 08, 2011	#22 AUBURN	w 4-3	7	20-19-0	8-6-0	K. Vry (W 8-8)	663
* Apr 09, 2011	#22 AUBURN	L 3-5	7	20-20-0	8-7-0	K. Vry (L 8-9)	785
* Apr 10, 2011	#22 AUBURN	L 4-5	(8)	20-21-0	8-8-0	K. Vry (L 8-10)	533
Apr 12, 2011	at Miss. Valley State	w 5-1	7	21-21-0	8-8-0	S. Becker (W 6-3)	125
* Apr 16, 2011	at #3 Alabama-1	L 2-6	7	21-22-0	8-9-0	S. Becker (L 6-4)	3132
* Apr 16, 2011	at #3 Alabama-2	L 3-13	6	21-23-0	8-10-0	K. Vry (L 8-11)	3395
* Apr 17, 2011	at #3 Alabama	L 2-5	7	21-24-0	8-11-0	S. Becker (L 6-5)	3064
Apr 19, 2011	MISS. VALLEY STATE	w 9-1	6	22-24-0	8-11-0	M. Flesher (W 7-5)	153
* Apr 21, 2011	at #4 Tennessee	L 0-2	7	22-25-0	8-12-0	S. Becker (L 6-6)	1039
* Apr 22, 2011	at #4 Tennessee	L 0-8	6	22-26-0	8-13-0	S. Becker (L 6-7)	1214
* Apr 23, 2011	at #4 Tennessee	w 3-2	7	23-26-0	9-13-0	S. Becker (W 7-7)	1649
* Apr 29, 2011	#21 LSU	L 2-4	7	23-27-0	9-14-0	S. Becker (L 7-8)	226
* Apr 30, 2011	#21 LSU	L 6-7	7	23-28-0	9-15-0	M. Flesher (L 7-6)	215
* May 01, 2011	#21 LSU	L 1-3	7	23-29-0	9-16-0	S. Becker (L 7-9)	213
* May 06, 2011	at #7 Georgia	w 8-6	7	24-29-0	10-16-0	M. Flesher (W 8-6)	1076
* May 07, 2011	at #7 Georgia	L 3-4	7	24-30-0	10-17-0	K. Vry (L 8-12)	1608
* May 08, 2011	at #7 Georgia	L 2-10	5	24-31-0	10-18-0	S. Becker (L 7-10)	1311
@ May 12, 2011	at #4 Alabama	L 1-5	7	24-32-0	10-18-0	S. Becker (L 7-11)	1080

! = Sportco Kick-Off Classic (Las Vegas, Nev.)

# = Bulldog Round-Robin (Starkville, Miss.)

^ = Phyllis Rafter Memorial (Kennesaw, Ga.)

\$ = Bulldog Classic (Starkville, Miss.)

% = SEC/ACC Challenge (Tuscaloosa, Ala.)

+ = M&F Bank Fastpitch Classic (Madison, Miss.)

@ = SEC Tournament (Oxford, Miss.)

\* = Conference game

() extra inning game

## A NEW ERA OF BULLDOG SOFTBALL

MISSISSIPPI  
STATE



# 2011 STATS

## BATTING

Player	avg	gp-gs	ab	r	h	2b	3b	hr	rbi	tb	slg%	bb	hp	so	gdp	ob%	sf	sh	sb-att	po	a
7 Kaili Smith	.348	56-56	164	31	57	5	1	2	25	70	.427	26	3	19	1	.446	0	1	5-5	76	2
1 Ali Bainbridge	.333	56-56	150	48	50	13	4	6	17	89	.593	40	10	22	0	.500	0	2	20-25	93	87
25 Courtney Nesbit	.314	56-56	169	23	53	9	3	8	42	92	.544	15	1	26	0	.367	3	0	0-0	329	36
16 Sam Lenahan	.285	55-54	144	25	41	12	2	8	36	81	.563	29	2	38	0	.409	1	2	5-5	241	41
15 Chelsea Raines	.266	56-55	154	16	41	13	1	6	29	74	.481	16	1	58	0	.335	2	0	0-1	35	59
19 Rachael Zdeb	.250	11-0	4	1	1	0	0	0	0	1	.250	0	0	2	0	.250	0	0	0-0	0	0
21 Briana Bell	.240	40-28	75	16	18	3	0	2	13	27	.360	8	6	23	0	.360	0	3	4-7	37	1
22 Heidi Shape	.236	56-56	165	21	39	6	0	5	29	60	.364	10	6	37	0	.302	1	8	3-3	110	84
14 Shelby Fisher	.213	44-25	80	6	17	2	0	0	6	19	.238	11	1	30	0	.315	0	2	2-2	22	2
13 Brittany Bell	.208	9-9	24	3	5	1	0	0	1	6	.250	4	1	3	0	.333	1	1	2-4	10	1
2 Jessica Cooley	.200	51-46	125	11	25	3	3	1	11	37	.296	11	1	40	0	.270	0	3	1-1	20	3
4 Brittany Gates	.167	55-51	102	12	17	2	1	2	3	27	.265	4	1	33	0	.206	0	2	1-3	68	6
26 Jessica Offutt	.154	35-3	26	17	4	1	0	0	2	5	.192	3	1	5	0	.267	0	0	5-5	11	4
5 Erin Nesbit	.143	11-8	21	2	3	0	0	0	2	3	.143	5	0	6	0	.308	0	0	0-0	11	13
44 Chrissie Rovtar	.056	18-1	18	1	1	0	0	0	0	1	.056	0	0	9	0	.056	0	0	0-0	0	0
Totals	.262	56	1421	233	372	70	15	40	216	592	.417	182	34	351	1	.357	8	24	48-61	1071	398
Opponents	.300	56	1451	313	435	58	8	50	268	659	.454	165	32	242	2	.380	15	42	43-65	1070	398

## PITCHING

Player	era	w-l	app	gs	cg	sho	sv	ip	h	r	er	bb	so	2b	3b	hr	b/avg	wp	hp	bk	sfa	sha
3 Kylie Vry	4.11	8-12	38	20	4	2/1	2	121.0	140	92	71	46	87	23	0	17	.286	20	6	5	2	17
11 Stephanie Becker	4.41	7-11	32	22	8	1/1	1	122.1	144	95	77	37	87	17	4	21	.293	9	12	2	6	12
17 Misty Flesher	5.48	8-6	37	10	0	0/2	4	92.0	121	84	72	45	59	17	3	11	.318	11	10	0	4	11
27 Shana Sherrod	6.42	1-1	8	1	0	0/0	0	12.0	19	17	11	7	4	0	1	1	.365	2	2	5	2	1
32 Lindsey Dunlap	14.48	0-2	8	3	0	0/1	0	9.2	11	25	20	30	5	1	0	0	.306	4	2	3	1	1
Totals	4.90	24-32	56	56	12	5/2	7	357.0	435	313	250	165	242	58	8	50	.300	46	32	15	15	42
Opponents	4.00	32-24	56	56	25	8/1	4	356.2	372	233	204	182	351	70	15	40	.262	25	34	8	8	24

## FIELDING

Player	c	po	a	e	fld%	dp	sba	csb	sba%	pb	ci
27 Shana Sherrod	4	0	4	0	1.000	0	3	0	1.000	0	0
32 Lindsey Dunlap	1	0	1	0	1.000	0	3	4	.429	0	0
25 Courtney Nesbit	370	329	36	5	.986	12	0	0	---	0	0
16 Sam Lenahan	287	241	41	5	.983	4	41	22	.651	7	0
7 Kaili Smith	80	76	2	2	.975	1	2	0	1.000	0	0
21 Briana Bell	39	37	1	1	.974	0	0	0	---	0	0
5 Erin Nesbit	25	11	13	1	.960	0	0	0	---	0	0
2 Jessica Cooley	24	20	3	1	.958	0	0	0	---	0	0
4 Brittany Gates	78	68	6	4	.949	2	0	0	---	0	0
22 Heidi Shape	205	110	84	11	.946	3	0	0	---	0	0
1 Ali Bainbridge	191	93	87	11	.942	7	0	0	---	0	0
17 Misty Flesher	14	3	10	1	.929	0	14	5	.737	0	0
14 Shelby Fisher	26	22	2	2	.923	0	0	0	---	0	0
13 Brittany Bell	12	10	1	1	.917	0	0	0	---	0	0
11 Stephanie Becker	22	2	18	2	.909	0	11	8	.579	0	0
26 Jessica Offutt	17	11	4	2	.882	0	0	0	---	0	0
3 Kylie Vry	34	3	26	5	.853	0	12	5	.706	0	0
15 Chelsea Raines	111	35	59	17	.847	3	0	0	---	0	0
19 Rachael Zdeb	0	0	0	0	.000	0	0	0	---	0	0
44 Chrissie Rovtar	0	0	0	0	.000	0	0	0	---	0	0
Totals	1540	1071	398	71	.954	17	43	22	.662	7	0
Opponents	1531	1070	398	63	.959	10	48	13	.787	3	1

# 2011 MISC STATS

Score by innings	1	2	3	4	5	6	7	8	9	EX	Total
Mississippi State	35	26	52	41	31	30	15	1	0	2	233
Opponents	47	52	49	53	53	40	15	2	1	1	313

## Record when ...

Overall	24-32	After 4 leading	20-4
Conference	10-18	..... trailing	4-23
Non-Conference	14-14	..... tied	0-5
Home games	17-7	After 5 leading	16-3
Away games	3-16	..... trailing	4-18
Neutral site	4-9	..... tied	1-4
Day games	18-23	After 6 leading	17-1
Night games	6-9	..... trailing	1-18
vs Left starter	2-4	..... tied	2-3
vs Right starter	22-28		
1-Run games	8-8	Hit 0 home runs	12-18
2-Run games	5-4	... 1 home run	8-8
5+Run games	6-16	... 2+ home runs	4-6
Extra innings	1-2		
Shutouts	5-8	Opponent 0 home runs	17-9
		..... 1 home run	7-10
		..... 2+ HRs	0-13
Scoring 0-2 runs	3-17		
..... 3-5 runs	8-11	Made 0 errors	9-5
..... 6-9 runs	9-4	.... 1 error	9-17
..... 10+ runs	4-0	.... 2+ errors	6-10
Opponent 0-2 runs	14-1		
..... 3-5 runs	6-11	Opp. made 0 errors	6-11
..... 6-9 runs	4-12	..... 1 error	9-15
..... 10+ runs	0-8	..... 2+ errors	9-6
Scored in 1st inning	13-5		
Opp. scored in 1st	7-17	Out-hit opponent	17-1
Scores first	13-8	Out-hit by opponent	4-28
Opp. scores first	11-24	Hits are tied	3-3

## Record when team scores:

Runs	0	1	2	3	4	5	6	7	8	9	10+
W-L	0-8	0-3	3-6	5-3	1-5	2-3	2-3	1-0	3-0	3-1	4-0

## Record when opponent scores:

Runs	0	1	2	3	4	5	6	7	8	9	10+
W-L	5-0	4-0	5-1	3-2	1-2	2-7	1-3	1-2	2-6	0-1	0-8

## Record when leading after:

Inn.	1	2	3	4	5	6
W-L	11-4	16-2	20-4	20-4	16-3	17-1

## Record when trailing after:

Inn.	1	2	3	4	5	6
W-L	2-16	3-21	3-23	4-23	4-18	1-18

## Record when tied after:

Inn.	1	2	3	4	5	6
W-L	11-12	5-9	1-5	0-5	1-4	2-3

Current losing streak: 3

Longest winning streak: 5

Longest losing streak: 5

Home attendance : 7199 ( 22 dates avg = 327 )

Away attendance : 25043 ( 30 dates avg = 834 )

Total attendance: 32242 ( 52 dates avg = 620 )

# A NEW ERA OF BULLDOG SOFTBALL



# BATTING LEADERS

## Batting avg

1. 7 Kaili Smith	.348
2. 1 Ali Bainbridge	.333
3. 25 Courtney Nesbit	.314
4. 16 Sam Lenahan	.285
5. 15 Chelsea Raines	.266

## Runs scored

1. 1 Ali Bainbridge	48
2. 7 Kaili Smith	31
3. 16 Sam Lenahan	25
4. 25 Courtney Nesbit	23
5. 22 Heidi Shape	21

## Doubles

1. 15 Chelsea Raines	13
1 Ali Bainbridge	13
3. 16 Sam Lenahan	12
4. 25 Courtney Nesbit	9
5. 22 Heidi Shape	6

## Total bases

1. 25 Courtney Nesbit	92
2. 1 Ali Bainbridge	89
3. 16 Sam Lenahan	81
4. 15 Chelsea Raines	74
5. 7 Kaili Smith	70

## Sac bunts

1. 22 Heidi Shape	8
2. 2 Jessica Cooley	3
21 Briana Bell	3
4. 4 tied at.....	2

## Caught stealing

1. 1 Ali Bainbridge	5
2. 21 Briana Bell	3
3. 13 Brittany Bell	2
4 Brittany Gates	2
5. 15 Chelsea Raines	1

## Strikeouts

1. 15 Chelsea Raines	58
2. 2 Jessica Cooley	40
3. 16 Sam Lenahan	38
4. 22 Heidi Shape	37
5. 4 Brittany Gates	33

## At bats

1. 25 Courtney Nesbit	169
2. 22 Heidi Shape	165
3. 7 Kaili Smith	164
4. 15 Chelsea Raines	154
5. 1 Ali Bainbridge	150

## Games as sub

1. 26 Jessica Offutt	32
2. 14 Shelby Fisher	19
3. 44 Chrissie Rovtar	17
4. 21 Briana Bell	12
5. 19 Rachael Zdeb	11

## Slugging pct

1. 1 Ali Bainbridge	.593
2. 16 Sam Lenahan	.563
3. 25 Courtney Nesbit	.544
4. 15 Chelsea Raines	.481
5. 7 Kaili Smith	.427

## Hits

1. 7 Kaili Smith	57
2. 25 Courtney Nesbit	53
3. 1 Ali Bainbridge	50
4. 15 Chelsea Raines	41
16 Sam Lenahan	41

## Triples

1. 1 Ali Bainbridge	4
2. 2 Jessica Cooley	3
25 Courtney Nesbit	3
4. 16 Sam Lenahan	2
5. 3 tied at.....	1

## Walks

1. 1 Ali Bainbridge	40
2. 16 Sam Lenahan	29
3. 7 Kaili Smith	26
4. 15 Chelsea Raines	16
5. 25 Courtney Nesbit	15

## Sac flies

1. 25 Courtney Nesbit	3
2. 15 Chelsea Raines	2
3. 13 Brittany Bell	1
16 Sam Lenahan	1
22 Heidi Shape	1

## Steal attempts

1. 1 Ali Bainbridge	25
2. 21 Briana Bell	7
3. 26 Jessica Offutt	5
7 Kaili Smith	5
16 Sam Lenahan	5

## Grounded into DP

1. 7 Kaili Smith	1
------------------	---

## Games played

1. 22 Heidi Shape	56
25 Courtney Nesbit	56
7 Kaili Smith	56
15 Chelsea Raines	56
1 Ali Bainbridge	56

## On base pct

1. 1 Ali Bainbridge	
2. 7 Kaili Smith	
3. 16 Sam Lenahan	
4. 25 Courtney Nesbit	
5. 21 Briana Bell	

## Runs batted in

1. 25 Courtney Nesbit	
2. 16 Sam Lenahan	
3. 15 Chelsea Raines	
22 Heidi Shape	
5. 7 Kaili Smith	

## Home runs

1. 16 Sam Lenahan	
25 Courtney Nesbit	
3. 15 Chelsea Raines	
1 Ali Bainbridge	
5. 22 Heidi Shape	

## Hit by pitch

1. 1 Ali Bainbridge	
2. 21 Briana Bell	
22 Heidi Shape	
4. 7 Kaili Smith	
5. 16 Sam Lenahan	

## Stolen bases

1. 1 Ali Bainbridge	
2. 16 Sam Lenahan	
7 Kaili Smith	
26 Jessica Offutt	
5. 21 Briana Bell	

## Stolen base pct

1. 22 Heidi Shape	
7 Kaili Smith	
16 Sam Lenahan	
2 Jessica Cooley	
14 Shelby Fisher	

## Total plate appearances

1. 1 Ali Bainbridge	
2. 7 Kaili Smith	
3. 22 Heidi Shape	
4. 25 Courtney Nesbit	
5. 16 Sam Lenahan	

## Game starts

1. 1 Ali Bainbridge	
25 Courtney Nesbit	
7 Kaili Smith	
22 Heidi Shape	
5. 15 Chelsea Raines	

# PITCHING & FIELDING LEADERS

## Earned run avg

1. 3 Kylie Vry	4.11
2. 11 Stephanie Becker	4.41
3. 17 Misty Flesher	5.48
4. 27 Shana Sherrod	6.42
5. 32 Lindsey Dunlap	14.48

## Wins

1. 17 Misty Flesher	8
3 Kylie Vry	8
3. 11 Stephanie Becker	7
4. 27 Shana Sherrod	1

## Innings pitched

1. 11 Stephanie Becker	122.1
2. 3 Kylie Vry	121.0
3. 17 Misty Flesher	92.0
4. 27 Shana Sherrod	12.0
5. 32 Lindsey Dunlap	9.2

## Games started

1. 11 Stephanie Becker	22
2. 3 Kylie Vry	20
3. 17 Misty Flesher	10
4. 32 Lindsey Dunlap	3
5. 27 Shana Sherrod	1

## Wild pitches

1. 3 Kylie Vry	20
2. 17 Misty Flesher	11
3. 11 Stephanie Becker	9
4. 32 Lindsey Dunlap	4
5. 27 Shana Sherrod	2

## Intentional BB allowed

1. 11 Stephanie Becker	1
3 Kylie Vry	1

## Opposing bat avg

1. 3 Kylie Vry	.286
2. 11 Stephanie Becker	.293
3. 32 Lindsey Dunlap	.306
4. 17 Misty Flesher	.318
5. 27 Shana Sherrod	.365

## Losses

1. 3 Kylie Vry	12
2. 11 Stephanie Becker	11
3. 17 Misty Flesher	6
4. 32 Lindsey Dunlap	2
5. 27 Shana Sherrod	1

## Batters struck out

1. 3 Kylie Vry	87
11 Stephanie Becker	87
3. 17 Misty Flesher	59
4. 32 Lindsey Dunlap	5
5. 27 Shana Sherrod	4

## Games finished

1. 17 Misty Flesher	14
2. 3 Kylie Vry	11
3. 11 Stephanie Becker	9
4. 27 Shana Sherrod	6
5. 32 Lindsey Dunlap	4

## Balks

1. 27 Shana Sherrod	5
3 Kylie Vry	5
3. 32 Lindsey Dunlap	3
4. 11 Stephanie Becker	2

## Runners picked off

1. 16 Sam Lenahan	2
2. 3 Kylie Vry	1

Hitting minimums - 1 Games  
Pitching minimums - 1 Games

## Fielding pct

1. 25 Courtney Nesbit	.986
2. 16 Sam Lenahan	.983
3. 7 Kaili Smith	.975
4. 21 Briana Bell	.974
5. 5 Erin Nesbit	.960

## Assists

1. 1 Ali Bainbridge	87
2. 22 Heidi Shape	84
3. 15 Chelsea Raines	59
4. 16 Sam Lenahan	41
5. 25 Courtney Nesbit	36

## Stolen bases against

1. 16 Sam Lenahan	41
2. 17 Misty Flesher	14
3. 3 Kylie Vry	12
4. 11 Stephanie Becker	11
5. 2 tied at.....	3

## Passed balls

1. 16 Sam Lenahan	7
-------------------	---

## Won-loss pct

1. 17 Misty Flesher	
2. 27 Shana Sherrod	
3. 3 Kylie Vry	
4. 11 Stephanie Becker	
5. 32 Lindsey Dunlap	

## Saves

1. 17 Misty Flesher	
2. 3 Kylie Vry	
3. 11 Stephanie Becker	

## Appearances

1. 3 Kylie Vry	
2. 17 Misty Flesher	
3. 11 Stephanie Becker	
4. 27 Shana Sherrod	
32 Lindsey Dunlap	

## Games in relief

1. 17 Misty Flesher	
2. 3 Kylie Vry	
3. 11 Stephanie Becker	
4. 27 Shana Sherrod	
5. 32 Lindsey Dunlap	

## Hit batters

1. 11 Stephanie Becker	
2. 17 Misty Flesher	
3. 3 Kylie Vry	
4. 32 Lindsey Dunlap	
27 Shana Sherrod	

## Batters SO out looking

1. 3 Kylie Vry	
2. 17 Misty Flesher	
3. 11 Stephanie Becker	

## Chances

1. 25 Courtney Nesbit	370
2. 16 Sam Lenahan	287
3. 22 Heidi Shape	205
4. 1 Ali Bainbridge	191
5. 15 Chelsea Raines	111

## Errors

1. 15 Chelsea Raines	17
2. 1 Ali Bainbridge	11
22 Heidi Shape	11
4. 3 tied at...	5

## Caught stealing by

1. 16 Sam Lenahan	22
2. 11 Stephanie Becker	8
3. 3 Kylie Vry	5
17 Misty Flesher	5
5. 32 Lindsey Dunlap	4

## Catchers interference

## Putouts

1. 25 Courtney Nesbit	
2. 16 Sam Lenahan	
3. 22 Heidi Shape	
4. 1 Ali Bainbridge	
5. 7 Kaili Smith	

## Fielding double plays

1. 25 Courtney Nesbit	
2. 1 Ali Bainbridge	
3. 16 Sam Lenahan	
4. 15 Chelsea Raines	
22 Heidi Shape	

## Steal attempts against

1. 16 Sam Lenahan	
2. 17 Misty Flesher	
11 Stephanie Becker	
4. 3 Kylie Vry	
5. 32 Lindsey Dunlap	

# A NEW ERA OF BULLDOG SOFTBALL

MISSISSIPPI  
STATE



# OFFENSIVE GAME-BY-GAME

Date	Opponent	ab	r	h	rbi	2b	3b	hr	bb	ibb	sb	cs	hbp	sac	sf	gdp	k	po	a	e	avg
Feb 11	vs Illinois-Chicago	25	4	7	4	1	1	2	6	0	0	1	0	1	0	0	3	18	8	1	.280
Feb 11	at UNLV	31	9	10	9	0	0	3	6	0	2	1	0	3	0	0	3	26	11	3	.304
Feb 12	vs Washington	25	5	9	5	3	0	0	3	0	0	0	1	0	0	0	3	15	9	2	.321
Feb 12	vs UC Riverside	31	6	12	6	2	1	2	2	0	1	0	0	0	1	0	1	19	4	1	.339
Feb 13	vs Illinois-Chicago	27	5	10	5	2	0	0	0	0	1	1	0	1	0	0	5	21	7	0	.345
Feb 18	LOUISIANA TECH	28	3	6	3	2	1	0	4	0	1	1	0	0	0	0	3	21	8	3	.323
Feb 19	BUTLER	22	2	3	2	2	0	0	4	0	0	0	1	1	0	0	6	21	11	0	.302
Feb 19	SOUTHERN ILLINOIS	33	10	11	10	2	1	3	2	0	0	0	1	0	0	0	5	21	3	1	.306
Feb 20	SOUTHERN ILLINOIS	29	4	7	4	2	0	1	3	0	0	0	1	0	0	0	5	21	9	3	.299
Feb 23	SOUTHERN MISS	27	6	9	5	2	0	1	3	0	0	0	0	0	0	0	7	21	5	0	.302
Feb 25	vs Bowling Green	24	3	6	3	1	0	0	4	0	0	0	0	0	0	0	5	21	10	0	.298
Feb 25	vs Mercer	26	5	5	5	3	0	2	7	0	3	0	2	0	0	0	10	18	9	3	.290
Feb 26	vs Georgia State	29	5	8	5	1	0	2	6	0	2	0	0	1	0	0	4	21	8	0	.289
Feb 26	at Kennesaw State	27	2	6	2	1	0	0	1	0	0	0	0	0	0	0	6	18	8	1	.284
Feb 27	vs Purdue	26	0	5	0	1	0	0	0	0	0	0	0	0	0	0	8	21	8	1	.278
Mar 01	at UAB	20	0	3	0	2	0	0	1	0	0	0	0	0	0	0	8	17	10	4	.272
Mar 06	TEXAS A&M	30	7	10	6	0	1	1	1	0	2	0	0	0	0	0	5	21	8	2	.276
Mar 06	MISS. VALLEY STATE	15	8	5	7	4	0	0	9	0	2	0	0	1	1	0	3	15	6	0	.278
*Mar 09	SOUTH CAROLINA	21	2	4	1	0	1	0	3	1	0	0	1	0	0	1	3	21	7	2	.274
*Mar 09	SOUTH CAROLINA	29	11	12	11	4	0	0	4	0	0	1	0	1	0	0	3	21	5	3	.282
Mar 11	vs Florida State	38	9	13	7	3	0	2	4	1	0	0	1	1	0	0	9	30	13	3	.286
Mar 12	vs North Carolina	21	4	6	4	0	0	1	1	0	0	0	1	0	0	0	8	15	7	3	.286
Mar 12	vs Florida State	32	8	12	8	2	0	3	6	0	0	0	1	1	0	0	5	21	9	2	.291
Mar 13	vs North Carolina	23	2	1	2	0	0	1	2	0	0	0	0	0	0	0	10	18	10	2	.282
*Mar 16	at Florida	17	0	2	0	0	0	0	0	0	0	0	0	0	0	0	3	12	4	1	.277
*Mar 16	at Florida	21	1	5	1	0	0	0	0	0	0	0	0	0	0	0	1	12	9	1	.276
*Mar 18	ARKANSAS	24	3	8	3	2	0	0	5	0	1	1	1	1	0	0	5	21	5	1	.278
*Mar 19	ARKANSAS	21	2	6	2	2	0	0	2	0	0	1	2	1	0	0	4	21	9	0	.278
*Mar 20	ARKANSAS	29	6	11	6	1	0	1	4	0	0	0	0	0	1	0	3	21	8	1	.282
*Mar 25	at Kentucky	31	6	9	6	3	0	1	4	0	1	0	0	0	0	0	9	18	8	3	.283
*Mar 26	at Kentucky	16	0	0	0	0	0	0	0	0	0	0	0	0	0	0	11	12	5	1	.277
*Mar 27	at Kentucky	23	0	1	0	0	0	0	1	0	0	0	0	0	0	0	7	18	3	3	.270
Mar 29	ALCORN	23	11	12	8	0	2	1	5	0	4	0	2	0	1	0	1	15	4	1	.277
Mar 29	ALCORN	22	10	10	8	1	2	1	2	0	8	0	0	1	0	0	1	15	2	1	.282
*Apr 01	OLE MISS	25	0	6	0	1	1	0	5	0	0	0	2	0	0	0	5	21	11	1	.281
*Apr 02	OLE MISS	20	3	4	3	1	1	0	6	0	2	0	1	1	1	0	6	21	3	1	.279
*Apr 03	OLE MISS	27	9	10	9	4	0	2	5	0	6	1	2	0	0	0	9	21	14	1	.281
Apr 06	vs Southern Miss	22	4	6	4	0	0	1	5	0	2	0	0	0	0	0	2	15	3	1	.281
*Apr 08	AUBURN	21	4	3	4	1	0	1	4	0	3	0	0	0	1	0	9	21	6	0	.278
*Apr 09	AUBURN	28	3	6	2	0	1	0	2	0	0	1	1	0	0	0	6	21	10	1	.277
*Apr 10	AUBURN	29	4	6	4	3	0	0	3	1	0	1	1	0	0	0	14	24	9	1	.275
Apr 12	at Miss. Valley State	28	5	9	3	1	1	0	5	0	2	1	0	3	1	0	7	21	6	0	.276
*Apr 16	at Alabama	23	2	3	2	1	0	0	0	0	0	0	2	2	0	0	7	18	4	1	.273
*Apr 16	at Alabama	26	3	7	3	1	0	1	2	0	0	0	0	0	0	0	5	16	2	1	.273
*Apr 17	at Alabama	25	2	3	1	0	0	0	2	0	0	0	0	0	0	0	11	18	5	1	.269
Apr 19	MISS. VALLEY STATE	27	9	13	9	2	0	1	3	0	2	0	1	2	1	0	6	18	11	1	.274
*Apr 21	at Tennessee	24	0	4	0	0	0	0	0	0	0	0	0	1	0	0	9	18	5	0	.272
*Apr 22	at Tennessee	17	0	0	0	0	0	0	2	0	0	0	2	1	0	0	5	17	6	0	.268
*Apr 23	at Tennessee	27	3	6	3	2	0	0	5	0	0	0	0	0	0	0	8	21	7	0	.267
*Apr 29	LSU	30	2	8	2	1	1	0	3	0	1	0	2	0	0	0	14	21	8	1	.267
*Apr 30	LSU	26	6	5	6	0	0	1	9	0	1	0	1	0	0	0	11	21	11	4	.266
*May 01	LSU	23	1	3	1	0	0	0	1	0	0	1	2	0	0	0	10	21	9	0	.263
*May 06	at Georgia	36	8	11	6	3	0	1	0	0	1	0	0	0	0	0	10	21	6	1	.264
*May 07	at Georgia	26	3	7	3	0	0	3	7	1	0	1	0	0	0	0	6	18	4	1	.265
*May 08	at Georgia	22	2	6	2	0	0	1	3	1	0	0	1	0	0	0	8	13	4	0	.265
May 12	at Alabama	23	1	2	1	0	0	0	5	0	0	0	1	0	0	0	10	18	4	1	.262
Totals		1421	233	372	216	70	15	40	182	5	48	13	34	24	8	1	351	1071	398	71	.262

# DEFENSIVE GAME-BY-GAME

Date	Opponent	ip	h	r	er	bb	so	2b	3b	hr	wp	bk	hbp	dp	ibb	score	w-l	sv	era
Feb 11	vs Illinois-Chicago	6.0	8	5	2	1	3	1	0	0	1	0	1	0	0	4-5	0-1	0	2.33
Feb 11	at UNLV	8.2	13	10	6	5	4	3	1	1	2	0	2	1	0	9-10	0-2	0	3.82
Feb 12	vs Washington	5.0	10	18	15	14	2	2	0	0	2	3	3	1	0	5-18	0-3	0	8.19
Feb 12	vs UC Riverside	6.1	11	7	6	2	5	1	0	0	0	0	0	1	0	6-7	0-4	0	7.81
Feb 13	vs Illinois-Chicago	7.0	6	2	2	4	2	0	0	0	2	0	0	0	0	5-2	1-4	0	6.58
Feb 18	LOUISIANA TECH	7.0	7	2	2	0	5	0	0	0	0	0	0	1	0	3-2	2-4	1	5.78
Feb 19	BUTLER	7.0	4	0	0	2	6	0	0	0	0	0	0	0	0	2-0	3-4	1	4.91
Feb 19	SOUTHERN ILLINOIS	7.0	8	8	7	4	7	1	0	1	3	0	0	0	0	10-8	4-4	1	5.19
Feb 20	SOUTHERN ILLINOIS	7.0	10	9	8	3	6	3	0	2	1	0	1	0	0	4-9	4-5	1	5.51
Feb 23	SOUTHERN MISS	7.0	6	4	4	4	4	1	0	1	2	0	0	0	0	6-4	5-5	1	5.35
Feb 25	vs Bowling Green	7.0	6	2	2	1	7	1	0	0	1	0	0	0	0	3-2	6-5	2	5.04
Feb 25	vs Mercer	6.0	8	6	3	2	2	2	0	2	0	0	0	0	0	5-6	6-6	2	4.93
Feb 26	vs Georgia State	7.0	8	8	8	3	3	3	0	0	3	0	2	0	0	5-8	6-7	2	5.17
Feb 26	at Kennesaw State	6.0	6	3	3	2	5	0	0	2	1	0	0	0	0	2-3	6-8	2	5.06
Feb 27	vs Purdue	7.0	6	5	4	2	4	1	0	1	1	0	0	0	0	0-5	6-9	2	4.99
Mar 01	at UAB	5.2	9	8	5	5	5	1	0	1	2	0	0	0	0	0-8	6-10	2	5.05
Mar 06	TEXAS A&M	7.0	5	3	2	7	12	0	0	0	1	1	0	1	0	7-3	7-10	3	4.87
Mar 06	MISS. VALLEY STATE	5.0	3	0	0	3	4	0	0	0	0	0	0	0	0	8-0	8-10	3	4.66
*Mar 09	SOUTH CAROLINA	7.0	3	1	1	2	3	1	0	0	0	1	2	0	0	2-1	9-10	3	4.46
*Mar 09	SOUTH CAROLINA	7.0	9	5	3	2	7	0	0	0	2	2	0	1	0	11-5	10-10	3	4.38
Mar 11	vs Florida State	10.0	11	8	5	5	12	2	0	1	0	0	1	0	0	9-8	11-10	3	4.32
Mar 12	vs North Carolina	5.0	10	12	8	8	3	2	0	1	3	0	0	0	0	4-12	11-11	3	4.55
Mar 12	vs Florida State	7.0	12	7	7	2	2	3	0	1	0	1	2	0	0	8-7	12-11	3	4.66
Mar 13	vs North Carolina	6.0	9	8	5	2	3	2	0	1	0	0	0	0	0	2-8	12-12	3	4.71
*Mar 16	at Florida	4.0	7	8	7	3	5	0	0	2	1	0	0	0	0	0-8	12-13	3	4.89
*Mar 16	at Florida	4.0	15	18	17	6	3	1	0	2	2	0	0	0	0	1-18	12-14	3	5.48
*Mar 18	ARKANSAS	7.0	4	0	0	1	8	0	0	0	0	0	0	1	0	3-0	13-14	3	5.26
*Mar 19	ARKANSAS	7.0	1	0	0	4	7	0	0	0	1	1	1	0	0	2-0	14-14	4	5.06
*Mar 20	ARKANSAS	7.0	8	5	1	6	5	1	0	1	0	0	0	0	1	6-5	15-14	4	4.91
*Mar 25	at Kentucky	6.0	11	12	9	3	4	0	0	4	0	1	1	0	0	6-12	15-15	4	5.08
*Mar 26	at Kentucky	4.0	7	8	6	6	4	2	0	0	4	0	0	0	0	0-8	15-16	4	5.19
*Mar 27	at Kentucky	6.0	5	5	4	6	4	0	1	1	0	0	0	1	0	0-5	15-17	4	5.17
Mar 29	ALCORN	5.0	3	2	1	3	8	0	0	0	1	0	0	0	0	11-2	16-17	5	5.08
Mar 29	ALCORN	5.0	1	1	1	1	9	0	0	1	1	0	0	0	0	10-1	17-17	5	5.00
*Apr 01	OLE MISS	7.0	11	6	5	1	6	2	0	0	1	1	0	0	0	0-6	17-18	5	5.00
*Apr 02	OLE MISS	7.0	4	0	0	0	7	0	0	0	0	0	0	0	0	3-0	18-18	5	4.85
*Apr 03	OLE MISS	7.0	6	3	2	1	3	0	0	0	0	0	0	0	0	9-3	19-18	5	4.76
Apr 06	vs Southern Miss	5.0	15	14	13	0	6	1	0	4	1	1	2	0	0	4-14	19-19	5	5.04
*Apr 08	AUBURN	7.0	7	3	3	4	6	2	1	0	0	0	0	1	0	4-3	20-19	6	4.98
*Apr 09	AUBURN	7.0	12	5	5	0	1	2	0	0	2	0	0	0	0	3-5	20-20	6	4.98
*Apr 10	AUBURN	8.0	7	5	3	1	1	1	0	2	0	0	0	0	0	4-5	20-21	6	4.91
Apr 12	at Miss. Valley State	7.0	3	1	1	3	3	1	0	0	0	0	0	0	0	5-1	21-21	6	4.81
*Apr 16	at Alabama	6.0	7	6	6	1	3	1	0	2	0	0	2	0	0	2-6	21-22	6	4.86
*Apr 16	at Alabama	5.1	12	13	9	6	1	2	0	3	2	3	2	0	0	3-13	21-23	6	4.99
*Apr 17	at Alabama	6.0	8	5	4	0	5	0	0	2	0	0	0	0	0	2-5	21-24	6	4.98
Apr 19	MISS. VALLEY STATE	6.0	7	1	1	0	2	0	0	0	0	0	0	1	0	9-1	22-24	6	4.90
*Apr 21	at Tennessee	6.0	9	2	2	1	5	0	0	1	0	0	0	1	0	0-2	22-25	6	4.85
*Apr 22	at Tennessee	5.2	11	8	8	3	2	1	2	2	0	0	1	0	0	0-8	22-26	6	4.95
*Apr 23	at Tennessee	7.0	7	2	2	3	3	0	0	0	0	0	1	0	1	3-2	23-26	6	4.88
*Apr 29	LSU	7.0	10	4	3	3	1	2	0	0	0	0	2	2	0	2-4	23-27	6	4.84
*Apr 30	LSU	7.0	9	7	3	4	2	2	0	0	0	0	2	1	0	6-7	23-28	6	4.80
*May 01	LSU	7.0	5	3	3	4	2	1	1	1	0	0	0	1	0	1-3	23-29	6	4.76
*May 06	at Georgia	7.0	7	6	4	2	3	2	0	1	2	0	2	2	0	8-6	24-29	7	4.75
*May 07	at Georgia	6.0	7	4	4	2	3	1	1	1	0	0	1	0	0	3-4	24-30	7	4.75
*May 08	at Georgia	4.1	12	10	10	1	0	2	0	4	0	0	1	0	0	2-10	24-31	7	4.89
May 12	at Alabama	6.0	9	5	5	1	4	1	1	1	1	0	0	0	0	1-5	24-32	7	4.90
Totals		357.0	435	313	250	165	242	58	8	50	46	15	32	17	2	233-313	24-32	7	4.90

A NEW ERA OF BULLDOG SOFTBALL



# TEAM SEASON HIGHS

At bats:	38	-	vs Florida State (Mar 11, 2011 at Tuscaloosa, Ala.)
Runs scored:	11	-	vs South Carolina (Mar 09, 2011)
	11	-	vs Alcorn (Mar 29, 2011)
Hits:	13	-	vs Florida State (Mar 11, 2011 at Tuscaloosa, Ala.)
	13	-	vs Miss. Valley State (Apr 19, 2011)
RBIs:	11	-	vs South Carolina (Mar 09, 2011)
Doubles:	4	-	vs Miss. Valley State (Mar 06, 2011)
	4	-	vs South Carolina (Mar 09, 2011)
	4	-	vs Ole Miss (Apr 03, 2011)
Triples:	2	-	vs Alcorn (Mar 29, 2011)
	2	-	vs Alcorn (Mar 29, 2011)
Home runs:	3	-	(4 times )
Total bases:	24	-	vs Southern Illinois (Feb 19, 2011)
Walks:	9	-	vs Miss. Valley State (Mar 06, 2011)
	9	-	vs LSU (Apr 30, 2011)
Strikeouts:	14	-	vs Auburn (Apr 10, 2011)
	14	-	vs LSU (Apr 29, 2011)
Sac hits:	3	-	at UNLV (Feb 11, 2011)
	3	-	at Miss. Valley State (Apr 12, 2011)
Sac flies:	1	-	(8 times )
Stolen bases:	8	-	vs Alcorn (Mar 29, 2011)
Hit by pitch:	2	-	(9 times )
Caught stealing:	1	-	(13 times )
Runners LOB:	12	-	vs LSU (Apr 29, 2011)
Hit into DP:	3	-	at UNLV (Feb 11, 2011)

## Fielding

Putouts:	30	-	vs Florida State (Mar 11, 2011 at Tuscaloosa, Ala.)
Assists:	14	-	vs Ole Miss (Apr 03, 2011)

# INDIVIDUAL SEASON HIGHS

## Batting

At bats:	5	-	(6 times )
Runs scored:	3	-	(5 times )
Hits:	3	-	(13 times )
RBIs:	5	-	Courtney Nesbit vs Southern Illinois (Feb 19, 2011)
	5	-	Courtney Nesbit vs Ole Miss (Apr 03, 2011)
Doubles:	2	-	(4 times )
Triples:	2	-	Sam Lenahan vs Alcorn (Mar 29, 2011)
Home runs:	2	-	Courtney Nesbit vs Mercer (Feb 25, 2011 at Woodstock, Ga.)
	2	-	Ali Bainbridge at Georgia (May 07, 2011)
Total bases:	8	-	Courtney Nesbit vs Mercer (Feb 25, 2011 at Woodstock, Ga.)
	8	-	Ali Bainbridge at Georgia (May 07, 2011)
Walks:	3	-	Ali Bainbridge vs Alcorn (Mar 29, 2011)
	3	-	Sam Lenahan vs LSU (Apr 30, 2011)
	3	-	Kaili Smith at Georgia (May 07, 2011)
Strikeouts:	3	-	(12 times )
Sac hits:	1	-	(24 times )
Sac flies:	1	-	(8 times )
Stolen bases:	4	-	Ali Bainbridge vs Ole Miss (Apr 03, 2011)
Hit by pitch:	2	-	Ali Bainbridge vs Ole Miss (Apr 03, 2011)
Caught stealing:	1	-	(13 times )
Runners LOB:	6	-	Jessica Cooley at Georgia (May 07, 2011)

## Fielding

Putouts:	12	-	Sam Lenahan vs Texas A&M (Mar 06, 2011)
	12	-	Courtney Nesbit vs Ole Miss (Apr 03, 2011)
	12	-	Courtney Nesbit vs Miss. Valley State (Apr 19, 2011)
Assists:	5	-	Heidi Shape vs Butler (Feb 19, 2011)
	5	-	Ali Bainbridge vs Bowling Green (Feb 25, 2011 at Woodstock, Ga.)





# RECORDS & HISTORY



# INDIVIDUAL RECORDS

## SINGLE GAME RECORDS

### PITCHING

#### INNINGS PITCHED

10.0 - 7x, last: Lindsey Dunlap vs. Auburn, April 22, 2009

#### STRIKEOUTS

14 - 2x, last: Autumn Anderson vs. Siena, March 14, 1998

### BATTING

#### AT-BATS

6 - 13x, last: Jennifer Nelson at LSU, March 19, 2002

#### RUNS

5 - Michelle Gates vs. Alabama State, March 1, 1997

#### HITS

5 - Shawna Feldt at Georgia, March 22, 1998

#### DOUBLES

3 - Jenny Hehnke vs. Tulsa, Feb. 23, 1997

#### TRIPLES

3 - Hayle Guess v. Ole Miss, April 7, 2007

#### HOME RUNS

2 - 13x, last: Katie Cooley v. Southern Miss, April 24, 2007

#### TOTAL BASES

10 - Iyhia McMichael vs. Samford, Feb. 16, 2003

#### RUNS BATTED IN

7 - 2x, last: Hayle Guess v. Pacific, May 18, 2007

#### BASE ON BALLS

4 - Katie Cooley vs. LSU, March 30, 2005

#### STOLEN BASES

5 - Chelsea Bramlett v. La.-Monroe, Feb. 8, 2009

#### HIT BY PITCH

2 - 10x, last: Jessie Bailey v. Tennessee, March 9, 2010

### FIELDING

#### PUTOUTS

18 - Kate Jaspers v. Georgia Tech, May 8, 2004

#### ASSISTS

9 - Karrie Rider at Alabama, April 24, 1999

#### ERRORS

4 - Jenny Hehnke vs. Arkansas, March 29, 1997

### PITCHING

#### APPEARANCES

53 - Kasey Whitehead, 2002

#### GAMES STARTED

38 - Autumn Anderson, 1999

#### COMPLETE GAMES

25 - Autumn Anderson, 1998 (38 games started)

25 - Jennifer Pursell, 2000 (35 games started)

## SINGLE SEASON RECORDS

### INNINGS PITCHED

275.2 - Autumn Anderson, 1998 (50 appearances)

### VICTORIES

26 - Autumn Anderson, 1998 (13 losses)

26 - Jennifer Pursell, 2000 (16 losses)

### WINNING PERCENTAGE

.900 - Kellie Wilkerson, 2001 (9-1)

### SAVES

14 - Kellie Wilkerson, 2002 (41 appearances)

### EARNED RUN AVERAGE

0.79 - Kim Davis, 1986 (11 ER in 97.2 IP)

### SHUTOUTS

8 - Autumn Anderson, 1998 (26 victories)

### STRIKEOUTS

246 - Autumn Anderson, 1998 (275.2 innings pitched)

### STRIKEOUT RATIO (SO PER 7 INN)

7.23 - Kellie Wilkerson, 2002 (77 in 74.2 innings pitched)

### BATTING

#### BATTING AVERAGE

.536 - Chelsea Bramlett, 2010 (55 games)

#### AT-BATS

243 - Keri McCallum, 2000 (71 games)

#### RUNS

83 - Iyhia McMichael, 2004 (65 games)

#### RUNS PER GAME

1.28 - Iyhia McMichael, 2004 (83 in 65 games)

#### HITS

100 - Keri McCallum, 2000 (71 games)

#### DOUBLES

22 - Keri McCallum, 1999 (67 games)

#### DOUBLES PER GAME

0.33 - Keri McCallum, 1999 (22 in 67 games)

#### TRIPLES

11 - Keri McCallum, 1997 (54 games)

11 - Keri McCallum, 2000 (71 games)

#### TRIPLES PER GAME

0.20 - Keri McCallum, 1997 (11 in 54 games)

#### HOME RUNS

18 - Iyhia McMichael, 2003 (64 games)

#### HOME RUNS PER GAME

0.28 - Iyhia McMichael, 2003 (18 in 64 games)

#### TOTAL BASES

158 - Courtney Bures, 2005 (66 games)

#### SLUGGING PERCENTAGE (MIN. 70 AB)

.836 - Iyhia McMichael, 2004 (153 TB in 183 AB)

### RUNS BATTED IN

65 - Kellie Wilkerson, 1999 (67 games)

### RUNS BATTED IN PER GAME

0.98 - Iyhia McMichael, 2003 (63 in 64 games)

### BASE ON BALLS

51 - Iyhia McMichael, 2004 (65 games)

### INTENTIONAL BASE ON BALLS

13 - Kellie Wilkerson, 2001 (61 games)

### BASE ON BALLS PER GAME

0.79 - Kellie Wilkerson, 2001 (48 in 61 games)

### STOLEN BASES

61 - Chelsea Bramlett, 2010 (55 games)

### STOLEN BASES PER GAME

1.11 - Chelsea Bramlett, 2010 (61 in 55 games)

### STOLEN BASE PERCENTAGE (MIN. 20 ATT)

0.97 - Iyhia McMichael, 2003 (36 of 37 in 64 games)

### HIT BY PITCH

14 - Courtney Bures, 2007 (61 games)

13 - Brittany Bell, 2009 (56 games)

### FIELDING

#### TOTAL CHANCES

511 - Kellie Wilkerson, 2002 (66 games)

#### PUTOUTS

477 - Sammie Jo Bailey, 2007 (62 games)

#### ASSISTS

193 - Courtney Bures, 2007 (62 games)

#### ERRORS

24 - Courtney Bures, 2007 (62 games)

#### FIELDING DOUBLE PLAYS

21 - Cheri Smith, 2000 (56 games)

21 - Sammie Jo Bailey, 2007 (62 games)

### MISCELLANEOUS

#### CONSECUTIVE GAMES HITTING STREAK

25 - Iyhia McMichael, March 8 - April 9, 2003

#### CONSECUTIVE VICTORIES

10 - Michelle Gates, February 26 - March 28, 1997

#### GAME-WINNING RUNS BATTED IN

12 - Kellie Wilkerson, 1999 (67 games)

12 - Jennifer Waterman, 2004 (65 games)

#### GAME-WINNING RUNS SCORED

22 - Keri McCallum, 2000 (71 games)

# A NEW ERA OF BULLDOG SOFTBALL



# INDIVIDUAL RECORDS

## CAREER RECORDS

### PITCHING

#### APPEARANCES

131 - Melissa Massey, 2002-05

#### GAMES STARTED

103 - Melissa Massey, 2002-05

#### COMPLETE GAMES

45 - Melissa Massey, 2002-05 (103 games started)

#### INNINGS PITCHED

580.2 - Melissa Massey, 2002-05 (131 appearances)

#### VICTORIES

55 - Melissa Massey, 2002-04 (41 losses)

#### WINNING PERCENTAGE

.757 - Kim Davis, 1985-86 (28-9)

#### SAVES

32 - Kellie Wilkerson, 1999-2002 (105 appearances)

#### EARNED RUN AVERAGE

1.26 - Kim Davis, 1985-86 (43 ER in 239.0 IP)

#### SHUTOUTS

14 - Kelli Miller, 2004-07; Melissa Massey, 2002-05

#### CONSECUTIVE SHUTOUTS

3 - Autumn Anderson, May 9-10, 1998

#### STRIKEOUTS

406 - Autumn Anderson, 1998-99 (529.2 innings pitched)

#### STRIKEOUT RATIO (SO PER 7 INN)

6.50 - Ragan Blake, 2005-06 (259.2 IP)

### BATTING

#### BATTING AVERAGE

.461 - Chelsea Bramlett, 2007-10 (233 games)

#### AT-BATS

818 - Keri McCallum, 1997-2000 (247 games)

#### RUNS

219 - Chelsea Bramlett, 2007-10 (233 games)

#### RUNS PER GAME

0.94 - Chelsea Bramlett, 2007-10 (219 in 233 games)

#### HITS

359 - Chelsea Bramlett, 2007-10 (233 games)

#### DOUBLES

61 - Kellie Wilkerson, 1999-2002 (262 games)

#### DOUBLES PER GAME

0.23 - Kellie Wilkerson, 1999-2002 (61 in 262 games)

#### TRIPLES

38 - Keri McCallum, 1997-2000 (247 games)

#### TRIPLES PER GAME

0.15 - Keri McCallum, 1997-2000 (38 in 247 games)

#### HOME RUNS

44 - Kellie Wilkerson, 1999-2002 (262 games)

#### HOME RUNS PER GAME

0.14 - Iyhia McMichael, 2001-04 (37 in 258 games)

#### GRAND SLAMS

2 - Kasey Whitehead, 2000-02

2 - Iyhia McMichael, 2001-04

2 - Jessie Bailey, 2007-10

2 - Ka'ili Smith, 2009-present

#### TOTAL BASES

529 - Kellie Wilkerson, 1999-2002 (262 games)

#### SLUGGING PERCENTAGE

.713 - Kellie Wilkerson, 1999-2002 (529 TB in 742 AB)

#### RUNS BATTED IN

193 - Courtney Bures, 2005-08 (251 games)

#### RUNS BATTED IN PER GAME

0.77 - Courtney Bures, 2005-08 (193 in 251 games)

#### BASES ON BALLS

177 - Kellie Wilkerson, 1999-2002 (262 games)

#### INTENTIONAL BASES ON BALLS

34 - Kellie Wilkerson, 1999-2002 (262 games)

#### BASES ON BALLS PER GAME

0.68 - Kellie Wilkerson, 1999-2002 (177 in 262 games)

#### STOLEN BASES

207 - Chelsea Bramlett, 2007-10 (233 games)

#### STOLEN BASES PER GAME

0.89 - Chelsea Bramlett, 2007-10 (233 games)

#### STOLEN BASE PERCENTAGE (MIN. 30 ATT)

0.92 - Chelsea Bramlett, 2007-10 (207 of 224 in 233 games)

#### HIT BY PITCH

33 - Keri McCallum, 1997-2000 (247 games)

### FIELDING

#### TOTAL CHANCES

1,687 - Cheri Smith, 1998-2001 (239 games)

#### PUTOUTS

1,430 - Cheri Smith, 1998-2001 (239 games)

#### ASSISTS

617 - Courtney Bures, 2005-08 (251 games)

#### ERRORS

66 - Karrie Rider, 1997-2000 (248 games)

#### FIELDING DOUBLE PLAYS

53 - Sammie Jo Bailey, 2006-09 (229 games)

### MISCELLANEOUS

#### GAMES PLAYED

262 - Kellie Wilkerson, 1999-2002

#### CONSECUTIVE SUCCESSFUL STOLEN BASES

63 - Chelsea Bramlett, Apr. 22, 2009 - Apr. 18, 2010

#### CONSECUTIVE SCORELESS INNINGS

29.0 - Autumn Anderson, May 8-10, 1998

#### GAME-WINNING RUNS BATTED IN

28 - Kellie Wilkerson, 1999-2002 (262 games)

28 - Iyhia McMichael, 2001-04 (258 games)

#### GAME-WINNING RUNS SCORED

50 - Keri McCallum, 1997-2000 (247 games)



RAGAN BLAKE

# SINGLE-GAME RECORDS

## BATTING

### AT-BATS

No.	Player vs. Opponent	Date
1. 6	Ariana Benardo vs. Alabama State	March 1, 1997
1. 6	Jenny Hehnke vs. Alabama State	March 1, 1997
6	Nichole Henry vs. Alabama State	March 1, 1997
6	Nichole Henry at Kentucky	April 11, 1997
6	Karrie Rider at Kentucky	April 11, 1997
6	Michelle Gates at Kentucky	April 11, 1997
6	Kellie Wilkerson vs. Texas	March 1, 2002
6	Kate Jaspers vs. Texas	March 1, 2002
6	Blair Brown vs. Texas	March 1, 2002
6	Kasey Whitehead vs. Texas	March 1, 2002
6	Krystal Tillman vs. Texas	March 1, 2002
6	Jennifer Nelson at LSU	March 19, 2002
6	Iyhia McMichael at LSU	March 19, 2002

### RUNS

No.	Player vs. Opponent	Date
1. 5	Michelle Gates vs. Alabama State	March 1, 1997
2. 4	Jenny Hehnke vs. Tulsa	Feb. 23, 1997
4	Nichole Henry vs. Alabama State	March 1, 1997
4	Kendell Kimbrough vs. Alabama State	March 1, 1997
4	Keri McCallum vs. Tennessee	April 14, 2000
4	Iyhia McMichael vs. Samford	Feb. 16, 2003
4	Iyhia McMichael vs. Bradley	Feb. 6, 2004
4	Courtney Bures vs. Seton Hall	Feb. 23, 2007
4	Hayle Guess vs. Charleston Southern	March 7, 2008
10. 3	94 Times	

### HITS

No.	Player vs. Opponent	Date
1. 5	Shawna Feldt at Georgia	March 22, 1998
2. 4	27 Times	

### DOUBLES

No.	Player vs. Opponent	Date
1. 3	Jenny Hehnke vs. Tulsa	Feb. 23, 1997
2. 2	61 Times	

### TRIPLES

No.	Player vs. Opponent	Date
1. 3	Hayle Guess vs. Ole Miss	April 7, 2007
2	Keri McCallum vs. South Carolina	March 22, 1997
2	Keri McCallum vs. Belmont	Feb. 19, 2000
2	Iyhia McMichael vs. Samford	Feb. 16, 2003
2	Brandi Watkins vs. Alabama A&M	Feb. 20, 2004
2	Blair Brown vs. Alabama A&M	Feb. 20, 2004
2	Iyhia McMichael vs. Mississippi Valley St.	Feb. 21, 2004
2	Courtney Bures vs. Long Beach State	March 11, 2006
9. 1	213 Times	

### HOME RUNS

No.	Player vs. Opponent	Date
1. 2	Michelle Gates at Alabama State	March 1, 1997
2	Michelle Gates vs. Evansville	Feb. 28, 1998
2	Kellie Wilkerson vs. Jacksonville State	March 12, 1999
2	Kellie Wilkerson at Alabama	April 23, 1999
2	Kellie Wilkerson vs. Northwestern St.	Feb. 18, 2000
2	Kellie Wilkerson at Ole Miss	March 27, 2001
2	Kellie Wilkerson vs. North Carolina	March 8, 2002
2	Iyhia McMichael at Ole Miss	April 10, 2003
2	Jennifer Waterman vs. Villanova	Feb. 28, 2004
2	Jennifer Waterman at Kentucky	March 27, 2004
2	Courtney Bures vs. Mississippi Valley St.	Feb. 6, 2005
2	Hayle Guess vs. Jacksonville	Feb. 10, 2006
2	Katie Cooley at Southern Miss	April 24, 2007



IYHIA McMICHAEL

## RUNS BATTED IN

No.	Player vs. Opponent	Date
1. 7	Iyhia McMichael vs. Samford	Feb. 16, 2003
7	Hayle Guess vs. Pacific	May 18, 2007
3. 6	Michelle Gates vs. Alabama State	March 1, 1997
6	Kate Jaspers vs. Bradley	Feb. 6, 2004
5. 5	Kendell Kimbrough vs. Alabama State	March 1, 1997
5	Keri McCallum vs. Tennessee State	March 1, 1997
5	Kellie Wilkerson vs. Auburn	May 8, 1999
5	Krystal Tillman at Tennessee	March 31, 2001
5	Tanelda McDonald vs. Jackson State	Feb. 8, 2004
5	Jennifer Waterman at Kentucky	March 27, 2004
5	Courtney Bures vs. Purdue	Feb. 11, 2007
5	Katie Cooley at Southern Miss	April 24, 2007
5	Jessie Spain vs. La.-Monroe	Feb. 8, 2009
5	Ka'ili Smith vs. Oregon State	Feb. 20, 2010
5	Ka'ili Smith vs. Georgetown	March 13, 2010

## TOTAL BASES

No.	Player vs. Opponent	Date
1. 10	Iyhia McMichael vs. Samford	Feb. 16, 2003
2. 9	Michelle Gates vs. Alabama State	March 1, 1997
9	Michelle Gates vs. Evansville	Feb. 28, 1998
9	Kellie Wilkerson vs. Northwestern St.	Feb. 18, 2000
9	Hayle Guess vs. Jacksonville	Feb. 10, 2006
9	Hayle Guess v. Ole Miss	April 7, 2007
9	Katie Cooley at Southern Miss	April 24, 2007
8. 8	11 Times	

## BASES ON BALLS

No.	Player vs. Opponent	Date
1. 4	Katie Cooley vs. LSU	March 30, 2005
2. 3	30 Times	

## STOLEN BASES

No.	Player vs. Opponent	Date
1. 5	Chelsea Bramlett vs. La.-Monroe	Feb. 8, 2009
2. 4	Chelsea Bramlett vs. South Carolina	April 1, 2007
4	Chelsea Bramlett at Mississippi Valley St.	Feb. 25, 2009
4	Chelsea Bramlett vs. Troy	March 5, 2010
4	Chelsea Bramlett vs. East Tenn. State	March 13, 2010
6. 3	16 Different Times	

## PITCHING

### INNINGS

No.	Player vs. Opponent	Date
1. 10.0	Michelle Gates vs. Georgia	March 26, 1997
10.0	Alicia Judd vs. Louisiana Tech	April 25, 1997
10.0	Autumn Anderson vs. Missouri	Feb. 21, 1998
10.0	Autumn Anderson vs. Samford	April 21, 1998
10.0	Jennifer Pursell vs. LSU	April 7, 2000
10.0	Lindsey Dunlap at Georgia	April 15, 2009
10.0	Lindsey Dunlap vs. Auburn	April 22, 2009
8. 9.0	Autumn Anderson at Arkansas	March 28, 1998
9.0	Autumn Anderson vs. Florida	April 30, 1999
9.0	Autumn Anderson vs. LSU	May 15, 1999
9.0	Jennifer Pursell vs. Stanford	March 5, 2000

## STRIKEOUTS

No.	Player vs. Opponent	Date
1. 14	Autumn Anderson vs. Jacksonville St.	Feb. 20, 1998
14	Autumn Anderson vs. Siena	March 14, 1998
3. 13	Autumn Anderson vs. Samford	April 21, 1998
4. 12	Stephanie Comeaux at UAB	March 8, 2005
12	Ragan Blake vs. East Tennessee State	Feb. 19, 2006
12	Ragan Blake vs. Samford	March 1, 2006
12	Ragan Blake vs. Mercer	March 11, 2006
12	Ragan Blake vs. Mississippi Valley State	March 21, 2006
9. 11	Five Times	


## FIELDING

### PUTOUTS

No.	Player vs. Opponent	Date
1. 18	Kate Jaspers vs. Georgia Tech	May 8, 2004
2. 17	Sammie Jo Bailey v. Nebraska	Feb. 24, 2007
3. 16	Cheri Smith vs. Missouri	Feb. 21, 1998
16	Katie Johnson vs. North Carolina State	Feb. 5, 2005
5. 15	Nichole Henry vs. Louisiana-Monroe	April 23, 1997
15	Nichole Henry at Ole Miss	April 30, 1997
15	Cheri Smith vs. Siena	March 14, 1998
15	Nichole Henry vs. Siena	March 14, 1998
15	Cheri Smith vs. Boston University	March 11, 2000
15	Cheri Smith vs. Tennessee	April 14, 2000
15	Kate Jaspers vs. Temple	March 10, 2001
15	Kate Jaspers vs. Ole Miss	April 20, 2004
15	Kate Jaspers vs. Cal-Berkeley	May 21, 2004

## ASSISTS

No.	Player vs. Opponent	Date
1. 9	Karrie Rider at Alabama	April 24, 1999
2. 8	Karrie Rider at Auburn	April 30, 2000
8	Karrie Rider at Ole Miss	April 30, 1997
8	Michelle Gates vs. Utah	Feb. 12, 2000
8	Jennifer Jessup vs. Tennessee Tech	Feb. 18, 2001
8	Iyhia McMichael vs. Michigan State	March 9, 2001
8	Kasey Whitehead vs. Georgia Tech	April 19, 2001
8	Callye Williams vs. Auburn	April 3, 2004
8	Courtney Bures v. Auburn	March 24, 2007
10. 7	13 Times	



HAYLE GUESS

## ERRORS

No.	Player vs. Opponent	Date
1. 4	Jenny Hehnke vs. Arkansas	March 29, 1997
2. 3	Michelle Gates vs. Utah State	February 13, 2000
3	Faith Robinson at Arkansas	April 28, 2002
3	Callye Williams at South Carolina	March 8, 2003
3	Callye Williams at Ole Miss	April 10, 2003
3	Hayle Guess vs. UC-Santa Barbara	February 14, 2004
3	Tanelda McDonald vs. Cal-Berkeley	February 25, 2005
3	Courtney Bures v. Utah State	February 17, 2007
9. 2	70 Times	

## MISCELLANEOUS

### CONSECUTIVE GAMES HITTING STREAK

No.	Player	Dates
1. 25	Iyhia McMichael	March 8 - April 9, 2003
2. 24	Kellie Wilkerson	February 6 - March 12, 1999
3. 22	Chelsea Bramlett	February 14-March 13, 2010
4. 20	Keri McCallum	April 17 - May 8, 1999
20	Jennifer Nelson	March 22 - April 18, 2003
6. 19	Keri McCallum	May 3, 1997 - March 11, 1998
19	Keri McCallum	March 11 - April 1, 2000
8. 18	Kellie Wilkerson	April 17 - May 8, 1999
9. 17	Iyhia McMichael	April 3 - May 8, 2004
10. 16	Jenny Hehnke	March 28 - April 11, 1997
16	Keri McCallum	March 14 - April 8, 1998
16	Nakita Boyce	February 24 - March 17, 2007
16	Chelsea Bramlett	February 15-March 15, 2009

### CONSECUTIVE SUCCESSFUL STOLEN BASES

No.	Player	Dates
1. 63	Chelsea Bramlett	April 22, 2009 - April 18, 2010
2. 40	Iyhia McMichael	April 13, 2002 - April 26, 2003
3. 38	Chelsea Bramlett	February 16, 2007 - April 24, 2004
4. 29	Hayle Guess	February 6, 2004 - March 1, 2006
5. 26	Chelsea Bramlett	February 8-March 21, 2008
6. 22	Iyhia McMichael	April 12, 2001 - March 8, 2002
7. 21	Courtney Bures	March 21, 2006 - April 28, 2007
8. 19	Michelle Gates	February 15 - March 27, 1998
9. 17	Keri McCallum	February 11 - March 31, 2000
17	Chelsea Bramlett	March 21-April 22, 2009

### CONSECUTIVE VICTORIES

No.	Player	Dates
1. 10	Michelle Gates	February 26 - March 28, 1997
10	Stephanie Comeaux	February 10 - March 5, 2006
3. 9	Melissa Massey	February 9 - March 8, 2003
4. 8	Autumn Anderson	February 12 - March 6, 1999
8	Kellie Wilkerson	February 18 - April 19, 2001
8	Melissa Massey	April 3 - May 8, 2004
8	Ragan Blake	February 10 - March 1, 2006
8. 7	Jennifer Pursell	February 13 - March 4, 2000
7	Kasey Whitehead	March 24 - April 11, 2002
7	Kelsey Nurnberg	February 8-February 23, 2008

### CONSECUTIVE SCORELESS INNINGS PITCHED

No.	Player	Dates
1. 29.0	Autumn Anderson	May 8-10, 1998
2. 26.1	Kellie Wilkerson	Feb. 6 - March 27, 2001
3. 25.0	Jennifer Pursell	April 22 - May 11, 2001
4. 24.1	Kelli Miller	Feb. 9-16, 2007
5. 21.2	Kelsey Nurnberg	Feb. 8-10, 2008
6. 21.1	Autumn Anderson	Feb. 21-28, 1998
21.1	Autumn Anderson	March 24-27, 1998
8. 21.0	Autumn Anderson	March 28 - April 3, 1998
9. 19.1	Jenny Hehnke	Feb. 23 - March 14, 1997
19.1	Misty Flesher	Feb. 8-16, 2008

# A NEW ERA OF BULLDOG SOFTBALL



# SINGLE-SEASON RECORDS

## BATTING

### AT-BATS

Player	Year	Cl.	G	AB
1. Keri McCallum	2000	Sr.	71	243
2. Keri McCallum	1999	Jr.	67	235
3. Karrie Rider	2000	Sr.	71	216
4. Chelsea Bramlett	2007	Fr.	62	215
5. Michelle Gates	2000	Sr.	69	211
6. Jenny Hehnke	2000	Sr.	69	210
7. Courtney Bures	2005	Fr.	66	209
8. Jennifer Nelson	2003	Fr.	64	208
9. Iyhia McMichael	2002	So.	67	207
10. Jenny Hehnke	1999	Jr.	67	206

### BATTING AVERAGE (Minimum 150 at-bats)

Player	Year	Cl.	G	AB	Hits	Avg.
1. Chelsea Bramlett	2010	Sr.	55	183	98	.536
2. Chelsea Bramlett	2009	Jr.	56	181	87	.486
3. Iyhia McMichael	2004	Sr.	65	183	87	.475
4. Chelsea Bramlett	2008	So.	60	200	90	.450
5. Kellie Wilkerson	1999	Fr.	67	203	90	.443
6. Kellie Wilkerson	2000	So.	68	181	78	.431
7. Keri McCallum	1997	Fr.	54	157	67	.427
8. Kellie Wilkerson	2001	Jr.	61	167	70	.419
9. Kellie Wilkerson	2002	Sr.	66	191	80	.419
10. Keri McCallum	2000	Sr.	71	243	100	.412

### RUNS

Player	Year	Cl.	G	R
1. Iyhia McMichael	2004	Sr.	65	83
2. Keri McCallum	2000	Sr.	71	64
3. Iyhia McMichael	2003	Jr.	64	63
4. Keri McCallum	1999	Jr.	67	57
5. Chelsea Bramlett	2007	Fr.	62	56
6. Chelsea Bramlett	2010	Sr.	55	56
7. Kellie Wilkerson	2001	Jr.	61	55
8. Chelsea Bramlett	2009	Jr.	56	55
9. Chelsea Bramlett	2008	So.	60	52
10. Kellie Wilkerson	2002	Sr.	66	51

### RUNS PER GAME (Minimum 30 Runs)

Player	Year	Cl.	G	R	Avg.
1. Iyhia McMichael	2004	Sr.	65	83	1.28
2. Chelsea Bramlett	2010	Sr.	55	56	1.02
3. Iyhia McMichael	2003	Jr.	64	63	0.98
4. Chelsea Bramlett	2009	Jr.	56	55	0.98
5. Melanie Morgan	1985	Jr.	38	36	0.95
6. Keri McCallum	2000	Sr.	71	64	0.90
7. Kellie Wilkerson	2001	Jr.	61	55	0.90
8. Chelsea Bramlett	2007	Fr.	62	56	0.90
9. Meg Hartnett	1985	Jr.	40	35	0.88
10. Chelsea Bramlett	2008	So.	60	52	0.87

### HITS

Player	Year	Cl.	G	Hits
1. Keri McCallum	2000	Sr.	71	100
2. Chelsea Bramlett	2010	Sr.	55	98
3. Kellie Wilkerson	1999	Fr.	67	90
4. Chelsea Bramlett	2008	So.	60	90
5. Chelsea Bramlett	2009	Jr.	56	88
6. Iyhia McMichael	2004	Sr.	65	87
7. Keri McCallum	1999	Jr.	67	88
8. Chelsea Bramlett	2007	Fr.	62	83
9. Courtney Bures	2005	Fr.	66	81
10. Kellie Wilkerson	2002	Sr.	66	80

### HITS PER GAME (Minimum 65 Hits)

Player	Year	Cl.	G	Hits	Avg.
1. Chelsea Bramlett	2010	Sr.	55	98	1.78
2. Chelsea Bramlett	2009	Jr.	56	88	1.57
3. Chelsea Bramlett	2008	So.	60	90	1.50
4. Keri McCallum	2000	Sr.	71	100	1.41
5. Kellie Wilkerson	1999	Fr.	67	90	1.34
6. Iyhia McMichael	2004	Sr.	65	87	1.34
7. Chelsea Bramlett	2007	Fr.	62	83	1.34
8. Keri McCallum	1999	Jr.	67	88	1.31
9. Jenny Hehnke	1997	Fr.	56	71	1.27
10. Michelle Gates	1998	So.	57	70	1.23
Courtney Bures	2005	Fr.	66	81	1.23

### DOUBLES

Player	Year	Cl.	G	2B
1. Keri McCallum	1999	Jr.	67	22
2. Kellie Wilkerson	2002	Sr.	66	18
3. Jennifer Waterman	2003	Jr.	52	18
4. Kellie Wilkerson	1999	Fr.	67	17
5. Michelle Gates	1997	Fr.	56	16
6. Iyhia McMichael	2004	Sr.	65	16
7. Courtney Bures	2005	Fr.	66	16
8. Michelle Gates	1998	So.	57	15
9. Michelle Gates	1999	Jr.	65	15
10. Iyhia McMichael	2002	So.	67	15

### DOUBLES PER GAME (Minimum 11 Doubles)

Player	Year	Cl.	G	2B	Avg.
1. Jennifer Waterman	2003	Jr.	52	18	0.35
2. Keri McCallum	1999	Jr.	67	22	0.33
3. Michelle Gates	1997	Fr.	56	16	0.29
4. Kellie Wilkerson	2002	Sr.	66	18	0.27
5. Michelle Gates	1998	So.	57	15	0.26
6. Jenny Hehnke	1997	Fr.	56	14	0.25
7. Kellie Wilkerson	1999	Fr.	67	17	0.25
8. Iyhia McMichael	2004	Sr.	65	16	0.25
9. Courtney Bures	2005	Fr.	66	16	0.24
10. Michelle Gates	1999	Jr.	65	15	0.23

### TRIPLES

Player	Year	Cl.	G	3B
1. Keri McCallum	1997	Fr.	54	11
2. Keri McCallum	2000	Sr.	71	11
3. Michelle Gates	1998	So.	57	10
4. Keri McCallum	1999	Jr.	67	10
5. Iyhia McMichael	2004	Sr.	65	10
6. Iyhia McMichael	2002	So.	67	8
7. Melanie Morgan	1985	Jr.	38	7
8. Jennifer Nelson	2003	Fr.	64	7
9. Keri McCallum	1998	So.	55	6
10. Kate Jaspers	2003	Jr.	63	6
Courtney Bures	2006	So.	61	6
Nakita Boyce	2007	Jr.	61	6
Chelsea Bramlett	2010	Sr.	55	6

### TRIPLES PER GAME (Minimum Five Triples)

Player	Year	Cl.	G	3B	Avg.
1. Keri McCallum	1997	Fr.	54	11	0.20
2. Melanie Morgan	1985	Jr.	38	7	0.18
3. Michelle Gates	1998	So.	57	10	0.18
4. Keri McCallum	1999	Jr.	67	10	0.15
5. Keri McCallum	2000	Sr.	71	11	0.15
6. Iyhia McMichael	2004	Sr.	65	10	0.15
7. Meg Hartnett	1985	Jr.	40	5	0.13
8. Iyhia McMichael	2002	So.	67	8	0.12
9. Keri McCallum	1998	So.	55	6	0.11
10. Jennifer Nelson	2003	Fr.	64	7	0.11
Chelsea Bramlett	2010	Sr.	55	6	0.11

### HOME RUNS

Player	Year	Cl.	G	HR
1. Iyhia McMichael	2003	Jr.	64	18
2. Courtney Bures	2005	Fr.	66	17
3. Kellie Wilkerson	2001	Jr.	61	14
4. Kellie Wilkerson	1999	Fr.	67	13
5. Iyhia McMichael	2004	Sr.	65	10
6. Ka'ili Smith	2010	So.	55	10
7. Kellie Wilkerson	2002	Sr.	66	9
8. Melanie Morgan	1986	Sr.	38	8
9. Kellie Wilkerson	2000	So.	68	8
10. Katie Cooley	2005	So.	62	8
Sammie Jo Bailey	2006	Fr.	54	8
Sam Lenahan	2011	Fr.	55	8

### HOME RUNS PER GAME (Minimum HR)

Player	Year	Cl.	G	HR	Avg.
1. Iyhia McMichael	2003	Jr.	64	18	0.28
2. Courtney Bures	2005	Fr.	66	17	0.26
3. Kellie Wilkerson	2001	Jr.	61	14	0.23
4. Melanie Morgan	1986	Sr.	38	8	0.21
5. Kellie Wilkerson	1999	Fr.	67	13	0.19
6. Ka'ili Smith	2010	So.	55	10	0.18
7. Meg Hartnett	1985	Jr.	40	6	0.15
8. Iyhia McMichael	2004	Sr.	65	10	0.15
9. Sam Lenahan	2011	Fr.	55	8	0.15
10. Kellie Wilkerson	2002	Sr.	66	9	0.14
Sammie Jo Bailey	2006	Fr.	54	8	0.14

### TOTAL BASES

Player	Year	Cl.	H	2B	3B	HR	TB
1. Courtney Bures	2005	Fr.	81	16	5	17	158
2. Iyhia McMichael	2004	Sr.	87	16	10	10	153
3. Kellie Wilkerson	1999	Fr.	90	17	3	13	152
4. Iyhia McMichael	2003	Jr.	75	10	5	18	149
5. Keri McCallum	2000	Sr.	100	11	11	4	145
6. Keri McCallum	1999	Jr.	88	22	10	0	130
7. Kellie Wilkerson	2002	Sr.	80	18	2	9	129
8. Kellie Wilkerson	2001	Jr.	70	12	2	14	128
9. Michelle Gates	1998	So.	70	15	10	6	123
10. Kellie Wilkerson	2000	So.	78	14	2	8	120

### SLUGGING PERCENTAGE (Minimum 70 at-bats)

Player	Year	Cl.	G	AB	TB	Pct.
1. Iyhia McMichael	2004	Sr.	65	183	153	.836
2. Iyhia McMichael	2003	Jr.	64	186	149	.801
3. Kellie Wilkerson	2001	Jr.	61	167	128	.766
4. Courtney Bures	2005	Fr.	66	209	158	.756
5. Kellie Wilkerson	1999	Fr.	67	203	152	.749
6. Kellie Wilkerson	2002	Sr.	66	191	129	.675
7. Michelle Gates	1998	So.	57	184	123	.668
8. Kellie Wilkerson	2000	So.	68	181	120	.663
9. Melanie Morgan	1985	Jr.	38	118	73	.619
10. Keri McCallum	1997	Fr.	54	157	97	.618

### RUNS BATTED IN

Player	Year	Cl.	G	RBI
1. Kellie Wilkerson	1999	Fr.	67	65
2. Iyhia McMichael	2003	Jr.	64	63
3. Courtney Bures	2007	Jr.	61	56
4. Jennifer Waterman	2004	Sr.	64	55
5. Courtney Bures	2005	Fr.	66	54
6. Ka'ili Smith	2010	So.	55	50
7. Michelle Gates	1997	Fr.	56	48
8. Iyhia McMichael	2002	So.	71	48
9. Kate Jaspers	2004	Sr.	63	47
10. Courtney Bures	2008	Sr.	63	46

### RUNS BATTED IN PER GAME (Minimum 30 RBI)

Player	Year	Cl.	G	RBI	Avg.
1. Iyhia McMichael	2003	Jr.	64	63	0.98
2. Kellie Wilkerson	1999	Fr.	67	65	0.97
3. Courtney Bures	2007	Jr.	61	56	0.92
4. Ka'ili Smith	2010	So.	55	50	0.91
5. Michelle Gates	1997	Fr.	56	48	0.86
6. Jennifer Waterman	2004	Sr.	64	55	0.86
7. Meg Hartnett	1985	Jr.	40	34	0.85
8. Courtney Bures	2005	Fr.	66	54	0.82
9. Kate Jaspers	2004	Sr.	63	47	0.75
10. Courtney Bures	2008	Sr.	63	46	0.73

### STOLEN BASES

Player	Year	Cl.	G	SB
1. Chelsea Bramlett	2010	Sr.	55	61
2. Chelsea Bramlett	2009	Jr.	56	54
3. Chelsea Bramlett	2007	Fr.	62	46
4. Chelsea Bramlett	2008	So.	60	46
5. Iyhia McMichael	2004	Sr.	65	41
6. Iyhia McMichael	2002	So.	67	36
7. Iyhia McMichael	2003	Jr.	64	36
8. Kellie Wilkerson	2001	Jr.	61	35
9. Keri McCallum	2000	Sr.	71	31
10. Michelle Gates	1998	So.	57	30

### STOLEN BASES PER GAME (Minimum 15 SB)

Player	Year	Cl.	G	SB	Avg.
1. Chelsea Bramlett	2010	Sr.	55	61	1.11
2. Chelsea Bramlett	2009	Jr.	56	54	0.96
3. Chelsea Bramlett	2008	So.	60	46	0.77
4. Chelsea Bramlett	2007	Fr.	62	46	0.74
5. Iyhia McMichael	2004	Sr.	65	41	0.63
6. Kellie Wilkerson	2001	Jr.	61	35	0.57
7. Iyhia McMichael	2003	Jr.	64	36	0.56
8. Iyhia McMichael	2002	So.	67	36	0.54
9. Michelle Gates	1998	So.	57	30	0.53
10. Keri McCallum	1997	Fr.	54	27	0.50

### STOLEN BASE PERCENTAGE (Minimum 15 Stolen Base Attempts)

<b>(Minimum 15 Stolen Base Attempts)</b>							
	<b>Player</b>	<b>Year</b>	<b>Cl.</b>	<b>G</b>	<b>SB</b>	<b>SBA</b>	<b>Pct.</b>
1.	Iyhia McMichael	2003	Jr.	64	36	37	0.97
2.	Nakita Boyce	2008	Sr.	63	22	23	0.96
3.	Chelsea Bramlett	2010	Sr.	55	61	64	0.95
4.	Hayle Guess	2006	So.	61	23	25	0.92
	Chelsea Bramlett	2007	Fr.	62	46	50	0.92
	Chelsea Bramlett	2008	So.	60	46	50	0.92
7.	Keri McCallum	2000	Sr.	71	31	34	0.91
8.	Nakita Boyce	2007	Jr.	61	20	22	0.91
9.	Iyhia McMichael	2002	So.	67	36	40	0.90
	Chelsea Bramlett	2009	Jr.	56	54	60	0.90

# SINGLE-SEASON RECORDS

## INTENTIONAL BASES ON BALLS

Player	Year	Cl.	G	IBB
1. Kellie Wilkerson	2001	Jr.	61	13
2. Kellie Wilkerson	1999	Fr.	67	9
3. Kellie Wilkerson	2000	So.	68	7
4. Iyhia McMichael	2003	Jr.	64	7
5. Courtney Bures	2008	Sr.	63	6
6. Kellie Wilkerson	2002	Sr.	66	5
7. Michelle Gates	1998	So.	58	4
8. Chelsea Bramlett	2010	Sr.	55	4
9. Courtney Bures	2006	So.	61	3
Katie Cooley	2006	Jr.	57	3
Courtney Bures	2007	Jr.	61	3
Chelsea Bramlett	2009	Jr.	56	3

## HIT BY PITCH

Player	Year	Cl.	G	HBP
1. Courtney Bures	2007	Jr.	61	14
2. <b>Brittany Bell</b>	2009	So.	55	13
3. Keri McCallum	2000	Sr.	71	12
4. Ali Bainbridge	2011	Sr.	56	10
5. Keri McCallum	1998	So.	55	9
6. <b>Brittany Bell</b>	2008	Fr.	55	9
7. Ali Bainbridge	2009	So.	56	8
8. Keri McCallum	1997	Fr.	54	7
Kellie Wilkerson	2002	Sr.	66	7
Nakita Boyce	2005	Fr.	43	7
<b>Brittany Bell</b>	2010	Jr.	54	7

## GAME-WINNING RUNS BATTED IN

Player	Year	Cl.	G	GW
1. Kellie Wilkerson	1999	Fr.	67	12
Jennifer Waterman	2004	Sr.	64	12
3. Courtney Bures	2007	Jr.	61	10
4. Michelle Gates	2000	Sr.	69	9
Iyhia McMichael	2002	So.	67	9
6. Karrie Rider	2000	Sr.	71	8
Kellie Wilkerson	2001	Jr.	61	8
8. Nine Players with				7

## GAME-WINNING RUNS SCORED

Player	Year	Cl.	G	GW
1. Keri McCallum	2000	Sr.	71	22
2. Iyhia McMichael	2004	Sr.	65	20
3. Keri McCallum	1999	Jr.	67	15
4. Ali Bainbridge	2011	Sr.	56	12
5. Hayle Guess	2006	So.	61	11
6. Chelsea Bramlett	2009	Jr.	56	11
7. Kellie Wilkerson	2001	Jr.	61	10
8. Chelsea Bramlett	2007	Fr.	58	9
Chelsea Bramlett	2008	So.	60	9
10. Keri McCallum	1998	So.	55	8
Jennifer Nelson	2003	Sr.	64	8
Courtney Bures	2005	Fr.	66	8

## PITCHING

### APPEARANCES

Player	Year	Cl.	App
1. Kasey Whitehead	2002	Sr.	53
2. Autumn Anderson	1999	Sr.	51
3. Autumn Anderson	1998	Jr.	50
Jennifer Pursell	2000	Fr.	50
Sara Hickerson	2007	Sr.	45
Jennifer Pursell	2001	So.	43
<b>Lindsey Dunlap</b>	2009	Fr.	43
8. Kellie Wilkerson	2002	Sr.	41
Melissa Massey	2003	So.	41
10. Kelli Miller	2007	Sr.	38
<b>Misty Flesher</b>	2008	Fr.	38
Kelsey Nurnberg	2008	Jr.	38
<b>Kylie Vry</b>	2011	So.	38

### GAMES STARTED

Player	Year	Cl.	GS
1. Autumn Anderson	1999	Sr.	38
2. Jennifer Pursell	2000	Fr.	35
3. Kasey Whitehead	2002	Sr.	34
Melissa Massey	2003	So.	34
5. Melissa Massey	2004	Jr.	32
Kelli Miller	2007	Sr.	31
7. Jennifer Pursell	2001	So.	31
8. Kelsey Nurnberg	2008	Jr.	30
9. Autumn Anderson	1998	Jr.	29
Ragan Blake	2006	So.	29

### COMPLETE GAMES

Player	Year	Cl.	CG
1. Autumn Anderson	1998	Jr.	25
Jennifer Pursell	2000	Fr.	25
3. Michelle Gates	1997	Fr.	20
Ragan Blake	2006	So.	20
<b>Lindsey Dunlap</b>	2009	Fr.	20
6. Autumn Anderson	1999	Sr.	19
7. Kim Davis	1985	Fr.	18
8. Vicki Bonar	1985	Sr.	17
9. Alicia Judd	1997	Fr.	16
Melissa Massey	2003	So.	16
<b>Misty Flesher</b>	2008	Fr.	16

## INNINGS

Player	Year	Cl.	IP
1. Autumn Anderson	1998	Jr.	275.2
2. Jennifer Pursell	2000	Fr.	256.2
3. Autumn Anderson	1999	Sr.	254.0
4. Kasey Whitehead	2002	Sr.	221.2
5. <b>Lindsey Dunlap</b>	2009	Fr.	217.2
6. Melissa Massey	2003	So.	198.2
7. Jennifer Pursell	2001	So.	198.0
8. Ragan Blake	2006	So.	192.2
9. Melissa Massey	2004	Jr.	180.0
10. <b>Misty Flesher</b>	2008	Fr.	179.1

## WINNING PERCENTAGE (Minimum 10 Decisions)

Player	Year	Cl.	W	L	Pct.
1. Kellie Wilkerson	2001	Jr.	9	1	.900
2. Kim Davis	1985	Fr.	17	5	.773
3. Kim Davis	1986	So.	11	4	.733
4. Kathleen Tindle	1986	Fr.	7	3	.700
5. Cathy Pippins	1986	Fr.	9	4	.692
6. Autumn Anderson	1998	Jr.	26	13	.667
7. <b>Misty Flesher</b>	2008	Fr.	20	10	.667
8. Melissa Massey	2004	Jr.	18	9	.667
9. Melissa Massey	2003	So.	22	12	.647
10. Autumn Anderson	1999	Sr.	23	13	.639

## VICTORIES

Player	Year	Cl.	W	L	Pct.
1. Autumn Anderson	1998	Jr.	26	13	.667
Jennifer Pursell	2000	Fr.	26	16	.619
3. Autumn Anderson	1999	Sr.	23	13	.639
4. Melissa Massey	2003	So.	22	12	.647
5. <b>Misty Flesher</b>	2008	Fr.	20	10	.667
6. Kasey Whitehead	2002	Sr.	20	14	.588
7. Melissa Massey	2004	Jr.	18	9	.667
8. Kelli Miller	2007	Sr.	18	11	.621
9. Kim Davis	1985	Fr.	17	5	.773
Kelsey Nurnberg	2008	Jr.	17	10	.630
<b>Lindsey Dunlap</b>	2009	Fr.	17	16	.515

## SAVES

Player	Year	Cl.	SV
1. Kellie Wilkerson	2002	Sr.	14
2. Kellie Wilkerson	2001	Jr.	10
Sara Hickerson	2007	Sr.	10
4. Kellie Wilkerson	1999	Fr.	8
5. Ragan Blake	2005	Fr.	7
6. Stephanie Owens	2003	Fr.	5
7. <b>Misty Flesher</b>	2011	Jr.	4
Jennifer Pursell	2000	Fr.	4
Elizabeth Woolven	2008	Fr.	4
<b>Lindsey Dunlap</b>	2009	Fr.	4

## EARNED RUN AVERAGE (Minimum 85 Innings)

Player	Year	Cl.	App	IP	R	ER	ERA
1. Kim Davis	1986	So.	21	97.2	22	11	0.79
2. Cathy Pippins	1986	Fr.	20	87.1	30	13	1.04
3. Autumn Anderson	1998	Jr.	50	275.2	75	42	1.07
4. Kim Davis	1985	Fr.	24	141.1	48	32	1.58
5. Vicki Bonar	1985	Sr.	22	132.0	52	30	1.59
6. Stephanie Comeaux	2006	Jr.	29	155.2	55	39	1.75
7. Ragan Blake	2006	So.	37	192.2	75	49	1.78
8. Alicia Judd	1998	So.	32	129.1	49	35	1.89
9. Michelle Gates	1997	Fr.	31	176.0	79	48	1.91
10. Kelli Miller	2004	Fr.	30	131.1	66	36	1.92

## SHUTOUTS

Player	Year	Cl.	ShO
1. Autumn Anderson	1998	Jr.	8
2. Jennifer Pursell	2000	Fr.	7
Ragan Blake	2006	So.	7
4. Melissa Massey	2003	So.	6
5. <b>Misty Flesher</b>	2008	Fr.	6
6. Alicia Judd	1998	So.	5
Autumn Anderson	1999	Sr.	5
Kelli Miller	2004	Fr.	5
Kelli Miller	2005	So.	5
10. Seven Players with			4

## STRIKEOUT RATIO (Minimum 50 Innings)

Player	Year	Cl.	SO	IP	Avg.
1. Kellie Wilkerson	2002	Sr.	77	74.2	7.22
2. Ragan Blake	2006	So.	183	192.2	6.65
3. Melissa Massey	2005	Sr.	62	66.1	6.54
4. <b>Lindsey Dunlap</b>	2010	So.	69	74.2	6.47
5. Autumn Anderson	1998	Jr.	246	275.2	6.25
6. Ragan Blake	2005	Fr.	58	67.0	6.06
7. Stephanie Comeaux	2005	So.	105	141.2	5.19
8. <b>Lindsey Dunlap</b>	2009	Fr.	161	217.2	5.18
9. <b>Kylie Vry</b>	2011	RSo.	87	121.0	5.03
10. Sara Hickerson	2007	Sr.	72	100.2	5.01

## STRIKEOUTS

Player	Year	Cl.	SO
1. Autumn Anderson	1998	Jr.	246
2. Ragan Blake	2006	So.	183
3. <b>Lindsey Dunlap</b>	2009	Fr.	161
4. Autumn Anderson	1999	So.	160
Jennifer Pursell	2000	Fr.	143
6. <b>Misty Flesher</b>	2008	Fr.	119
7. Melissa Massey	2004	Jr.	115
8. Jennifer Pursell	2001	So.	107
9. Melissa Massey	2003	So.	96
10. Kasey Whitehead	2002	Sr.	95

## FIELDING

### FIELDING PERCENTAGE (Minimum 250 TC)

Player	Year	Cl.	TC	PO	A	E	Pct.
1. Blair Hewett	2006	Jr.	311	283	27	1	.997
2. Lindsay Hunley	2005	Fr.	462	438	22	2	.996
3. Kate Jaspers	2003	Jr.	476	446	27	3	.994
4. Chelsea Bramlett	2008	So.	273	252	19	2	.993
5. Jennifer Waterman	2004	Sr.	381	343	35	3	.992
Keri McCallum	2000	Sr.	252	204	46	2	.992
7. Kate Jaspers	2004	Sr.	323	312	8	3	.991
8. Cheri Smith	1999	So.	499	459	35	5	.990
Chelsea Bramlett	2009	Jr.	308	286	19	3	.990
10. Kellie Wilkerson	2002	Sr.	511	447	58	6	.988
Sammie Jo Bailey	2007	So.	498	477	15	6	.988

### TOTAL CHANCES

Player	Year	Cl.	TC	PO	A	E	Pct.
1. Kellie Wilkerson	2002	Sr.	511	447	58	6	.988
2. Cheri Smith	1999	So.	499	459	35	5	.990
3. Sammie Jo Bailey	2007	So.	498	477	15	6	.988
4. Cheri Smith	2000	Jr.	486	450	26	10	.979
5. Kate Jaspers	2003	Jr.	476	446	27	3	.994
6. Lindsay Hunley	2005	Fr.	462	438	22	2	.996
7. Nichole Henry	1997	Fr.	458	421	20	17	.963
8. Sammie Jo Bailey	2008	Jr.	453	434	10	9	.980
9. Cheri Smith	1998	Fr.	411	374	31	6	.985
10. Jennifer Waterman	2004	Sr.	381	343	35	3	.992

### PUTOUTS

Player	Year	Cl.	TC	PO	A	E	Pct.
1. Sammie Jo Bailey	2007	So.	498	477	15	6	.988
2. Cheri Smith	1999	So.	499	459	35	5	.990
3. Cheri Smith	2000	Jr.	486	450	26	10	.979
4. Kellie Wilkerson	2002	Sr.	511	447	58	6	.988
5. Kate Jaspers	2003	Jr.	476	446	27	3	.994
6. Lindsay Hunley	2005	Fr.	462	438	22	2	.996
7. Sammie Jo Bailey	2008	Jr.	453	434	10	9	.980
8. Nichole Henry	1997	Fr.	458	421	20	17	.963
9. Cheri Smith	1998	Fr.	411	374	31	6	.985
10. Jennifer Waterman	2004	Sr.	381	343	35	3	.992

### ASSISTS

Player	Year	Cl.	TC	PO	A	E	Pct.
1. Courtney Bures	2007	Jr.	311	94	193	24	.923
2. Karrie Rider	2000	Sr.	327	130	181	16	.951
3. Karrie Rider	1997	Fr.	261	77	171	16	.939
4. Courtney Bures	2008	Sr.	269	88	168	13	.952
5. Jennifer Jessup	2003	Jr.	248	70	163	15	.940
6. Michelle Gates	2000	Sr.	231	58	157	16	.931
7. Jessie Bailey	2007	Fr.	216	54	151	11	.949
8. Jennifer Jessup	2002	So.	279	113	149	17	.939
9. Michelle Gates	1997	Fr.	217	59	147	11	.949



# CAREER RECORDS

## BATTING

### GAMES

	Player	Years	Games
1.	Kellie Wilkerson	1999-02	262
2.	Iyhia McMichael	2001-04	258
3.	Hayle Guess	2004-08	255
	Jennifer Jessup	2000-05	255
5.	Courtney Bures	2005-08	251
6.	Karrie Rider	1997-00	248
	Jenny Hehnke	1997-00	248
	Kate Jaspers	2001-04	248
9.	Keri McCallum	1997-00	247
	Michelle Gates	1997-00	247

### AT-BATS

	Player	Years	G	AB
1.	Keri McCallum	1997-00	247	818
2.	Chelsea Bramlett	2007-10	233	779
3.	Jenny Hehnke	1997-00	248	775
4.	Michelle Gates	1997-00	247	767
5.	Iyhia McMichael	2001-04	258	765
6.	Courtney Bures	2005-08	251	755
7.	Kellie Wilkerson	1999-02	262	742
8.	Hayle Guess	2004-08	255	730
9.	Karrie Rider	1997-00	248	721
10.	Jessie Bailey	2007-10	233	671

### BATTING AVERAGE (Minimum 250 at-bats)

	Player	Years	G	AB	Hits	Avg.
1.	Chelsea Bramlett	2007-10	233	779	359	.461
2.	Kellie Wilkerson	1999-02	262	742	318	.429
3.	Keri McCallum	1997-00	247	818	319	.390
4.	Iyhia McMichael	2001-04	258	765	292	.382
5.	Courtney Bures	2005-08	251	755	281	.372
6.	Jenny Hehnke	1997-00	248	775	264	.341
7.	<b>Ka'ili Smith</b>	<b>2009-present</b>	<b>167</b>	<b>483</b>	<b>161</b>	<b>.333</b>
8.	Michelle Gates	1997-00	247	767	255	.332
9.	Jennifer Nelson	2000-02	156	555	174	.314
10.	Hayle Guess	2004-08	255	730	223	.305

### RUNS

	Player	Years	G	R
1.	Chelsea Bramlett	2007-10	233	219
2.	Iyhia McMichael	2001-04	258	218
3.	Kellie Wilkerson	1999-02	262	198
4.	Keri McCallum	1997-00	247	191
5.	Courtney Bures	2005-08	251	160
6.	Hayle Guess	2004-08	255	152
7.	Michelle Gates	1997-00	247	140
8.	Nakita Boyce	2005-08	228	115
9.	Jenny Hehnke	1997-00	248	114
10.	Jennifer Jessup	2001-05	258	112

### RUNS PER GAME (Minimum 65 Runs)

	Player	Years	G	Runs	Avg.
1.	Chelsea Bramlett	2007-10	233	219	0.942
2.	Iyhia McMichael	2001-04	258	218	0.84
3.	Keri McCallum	1997-00	247	191	0.77
4.	Kellie Wilkerson	1999-02	262	198	0.76
5.	Courtney Bures	2005-08	251	160	0.64
6.	Melanie Morgan	1983-86	123	78	0.63
7.	Hayle Guess	2004-08	255	152	0.60
8.	Michelle Gates	1997-00	247	140	0.57
9.	<b>Ka'ili Smith</b>	<b>2009-present</b>	<b>167</b>	<b>91</b>	<b>0.54</b>
10.	Nakita Boyce	2005-08	228	115	0.50

### RUNS BATTED IN

	Player	Years	G	RBI
1.	Courtney Bures	2005-08	251	193
2.	Iyhia McMichael	2001-04	258	182
3.	Kellie Wilkerson	1999-02	262	175
4.	Michelle Gates	1997-00	247	159
5.	Jennifer Waterman	2001-04	226	120
6.	Hayle Guess	2004-08	255	111
7.	<b>Ka'ili Smith</b>	<b>2009-present</b>	<b>167</b>	<b>110</b>
8.	Keri McCallum	1997-00	247	105
9.	Ali Bainbridge	2008-11	230	103
10.	Blaire Brown	2001-04	220	102

### RUNS BATTED IN PER GAME (Minimum 65 RBI)

	Player	Years	G	RBI	Avg.
1.	Courtney Bures	2005-08	251	193	0.77
	<b>Ka'ili Smith</b>	<b>2009-present</b>	<b>111</b>	<b>85</b>	<b>0.77</b>
3.	Iyhia McMichael	2001-04	258	182	0.71
4.	<b>Ka'ili Smith</b>	<b>2009-present</b>	<b>167</b>	<b>110</b>	<b>0.66</b>
5.	Melanie Morgan	1983-86	123	72	0.59
6.	Kellie Wilkerson	1999-02	262	175	0.67
7.	Michelle Gates	1997-00	247	159	0.64
8.	Jennifer Waterman	2001-04	226	120	0.53
9.	Meg Hartnett	1983-86	128	65	0.51
10.	Ali Bainbridge	2008-11	230	103	0.45

### HITS

	Player	Years	G	Hits	Avg.
1.	Chelsea Bramlett	2007-10	233	359	.461
2.	Keri McCallum	1997-00	247	319	.390
3.	Kellie Wilkerson	1999-02	262	318	.429
4.	Iyhia McMichael	2001-04	258	292	.382
5.	Courtney Bures	2005-08	251	281	.372
6.	Jenny Hehnke	1997-00	248	264	.341
7.	Michelle Gates	1997-00	247	255	.332
8.	Hayle Guess	2004-08	255	223	.305
9.	Ali Bainbridge	2008-11	230	200	.300
10.	Kate Jaspers	2001-04	248	196	.304

### DOUBLES

	Player	Years	G	2B
1.	Kellie Wilkerson	1999-02	262	61
2.	Michelle Gates	1997-00	247	55
3.	Courtney Bures	2005-08	251	52
4.	Iyhia McMichael	2001-04	258	50
5.	Keri McCallum	1997-00	247	43
6.	Ali Bainbridge	2008-11	230	41
7.	Jennifer Waterman	2001-04	226	36
8.	Jenny Hehnke	1997-00	248	35
9.	Karrie Rider	1997-00	248	31
10.	Lindsay Nelson	2001-04	202	29
	Jennifer Jessup	2001-05	258	29
	Jessie Bailey	2007-10	234	29



COURTNEY BURES

### DOUBLES PER GAME (Minimum 20 doubles)

	Player	Years	G	2B	Avg.
1.	Kellie Wilkerson	1999-02	262	61	0.23
2.	Michelle Gates	1997-00	247	55	0.22
3.	Courtney Bures	2005-08	251	52	0.21
4.	Iyhia McMichael	2001-04	258	50	0.19
5.	Ali Bainbridge	2008-11	230	41	0.18
6.	Keri McCallum	1997-00	247	43	0.17
7.	Jennifer Waterman	2001-04	226	36	0.16
	Ali Bainbridge	2008-11	174	28	0.16
9.	Jenny Hehnke	1997-00	248	35	0.14
	Lindsay Nelson	2001-04	202	29	0.14
	<b>Ka'ili Smith</b>	<b>2009-present</b>	<b>167</b>	<b>23</b>	<b>0.14</b>

### TRIPLES

	Player	Years	G	3B
1.	Keri McCallum	1997-00	247	38
2.	Iyhia McMichael	2001-04	258	26
3.	Michelle Gates	1997-00	247	21
4.	Courtney Bures	2005-08	251	15
5.	Hayle Guess	2004-08	255	14
6.	Nakita Boyce	2005-08	228	12
7.	Chelsea Bramlett	2007-10	233	11
8.	Melanie Morgan	1983-86	123	10
	Meg Hartnett	1983-86	128	10
	Jennifer Nelson	2000-03	220	10

### TRIPLES PER GAME (Minimum 5 triples)

	Player	Years	G	3B	Avg.
1.	Keri McCallum	1997-00	247	38	0.15
2.	Iyhia McMichael	2001-04	258	26	0.10
3.	Michelle Gates	1997-00	247	21	0.09
4.	Melanie Morgan	1983-86	123	10	0.08
5.	Meg Hartnett	1983-86	128	10	0.07
6.	Courtney Bures	2005-08	251	15	0.06
7.	Bonnie McWatters	1984-86	101	5	0.05
	Jennifer Nelson	2000-03	220	10	0.05
	Hayle Guess	2004-08	255	14	0.05
	Nakita Boyce	2005-08	228	12	0.05
	Chelsea Bramlett	2007-10	233	11	0.05
	<b>Ka'ili Smith</b>	<b>2009-present</b>	<b>167</b>	<b>8</b>	<b>0.05</b>

### HOME RUNS

	Player	Years	G	HR
1.	Kellie Wilkerson	1999-02	262	44
2.	Iyhia McMichael	2001-04	258	37
3.	Courtney Bures	2005-08	251	31
4.	Hayle Guess	2004-08	255	18
5.	Katie Cooley	2004-07	197	17
6.	Michelle Gates	1997-00	247	16
7.	Melanie Morgan	1985-86	76	14
	Sammie Jo Bailey	2006-09	229	14
9.	<b>Ka'ili Smith</b>	<b>2009-present</b>	<b>167</b>	<b>13</b>
	Ali Bainbridge	2008-11	230	13

### HOME RUNS PER GAME (Minimum 7 home runs)

	Player	Years	G	HR	Avg.
1.	Kellie Wilkerson	1999-02	262	44	0.17
2.	Iyhia McMichael	2001-04	258	37	0.14
3.	Courtney Bures	2005-08	251	31	0.12
4.	Melanie Morgan	1983-86	123	14	0.11
5.	Meg Hartnett	1984-86	128	11	0.09
	Katie Cooley	2004-07	197	17	0.09
7.	Bonnie McWatters	1984-86	101	8	0.08
	<b>Ka'ili Smith</b>	<b>2009-present</b>	<b>167</b>	<b>13</b>	<b>0.08</b>
9.	Hayle Guess	2004-08	255	18	0.07
10.	Michelle Gates	1997-00	247	16	0.06
	Kasey Whitehead	2000-02	175	11	0.06
	Sammie Jo Bailey	2006-09	229	14	0.06

# CAREER RECORDS

## TOTAL BASES

Player	Years	G	H	2B	3B	HR	TB
1. Kellie Wilkerson	1999-02	262	318	61	9	44	529
2. Iyhia McMichael	2001-04	258	292	50	26	37	505
3. Keri McCallum	1997-00	247	319	43	38	8	462
4. Courtney Bures	2005-08	251	281	52	15	31	456
5. Chelsea Bramlett	2007-10	233	359	22	11	3	412
6. Michelle Gates	1997-00	247	255	55	21	16	400
7. Hayle Guess	2004-08	255	223	26	14	18	331
8. Jenny Hehnke	1997-00	248	264	35	5	1	312
9. Chelsea Bramlett	2007-10	178	261	19	5	3	299
10. Ali Bainbridge	2008-11	230	200	41	9	13	298

## SLUGGING PERCENTAGE (Minimum 250 at-bats)

Player	Years	G	AB	TB	Pct.
1. Kellie Wilkerson	1999-02	262	742	529	.713
2. Iyhia McMichael	2001-04	258	765	505	.660
3. Courtney Bures	2005-08	251	755	456	.604
4. Keri McCallum	1997-00	247	818	462	.565
5. Chelsea Bramlett	2007-10	233	779	412	.529
6. Michelle Gates	1997-00	247	767	400	.522
7. Melanie Morgan	1983-86	123	381	190	.499
8. <b>Ka'li Smith</b>	<b>2009-present</b>	<b>167</b>	<b>483</b>	<b>239</b>	<b>.495</b>
9. Hayle Guess	2005-08	255	730	331	.453
10. Ali Bainbridge	2008-11	230	666	298	.447

## BASES ON BALLS

Player	Years	G	BB
1. Kellie Wilkerson	1999-02	262	177
2. Iyhia McMichael	2001-04	258	146
3. Katie Cooley	2004-07	197	86
4. Cheri Smith	1998-01	239	85
5. Courtney Bures	2005-08	251	74
6. Ali Bainbridge	2008-11	230	72
7. Jennifer Waterman	2001-04	226	71
8. <b>Ka'li Smith</b>	<b>2009-present</b>	<b>167</b>	<b>67</b>
9. Jennifer Jessup	2001-05	258	67
10. Hayle Guess	2004-08	255	64

## INTENTIONAL BASES ON BALLS

Player	Years	G	IBB
1. Kellie Wilkerson	1999-02	262	34
2. Courtney Bures	2005-08	251	14
3. Iyhia McMichael	2001-04	258	12
4. Chelsea Bramlett	2007-10	233	10
5. Katie Cooley	2004-07	197	6
6. Jennifer Waterman	2001-04	226	3
Michelle Gates	1997-00	247	3
8. <b>Sam Lenahan</b>	<b>2011-present</b>	<b>55</b>	<b>2</b>
Ali Bainbridge	2008-11	230	2
Brooke Best	2000-03	190	2

## STOLEN BASES

Player	Years	G	SB
1. Chelsea Bramlett	2007-10	233	207
2. Iyhia McMichael	2001-04	258	141
3. Keri McCallum	1997-00	247	90
4. Kellie Wilkerson	1999-02	262	84
5. Michelle Gates	1997-00	247	81
6. Hayle Guess	2004-08	255	75
7. Nakita Boyce	2005-08	228	67
8. Courtney Bures	2005-08	251	54
9. Ali Bainbridge	2008-11	230	49
10. <b>Brittany Bell</b>	<b>2008-present</b>	<b>173</b>	<b>48</b>

## STOLEN BASES PER GAME (Minimum 15 stolen bases)

Player	Years	G	SB	Avg.
1. Chelsea Bramlett	2007-10	233	207	0.89
2. Iyhia McMichael	2001-04	258	141	0.55
3. Keri McCallum	1997-00	247	90	0.36
4. Michelle Gates	1997-00	247	81	0.33
5. Kellie Wilkerson	1999-02	262	84	0.32
6. Hayle Guess	2004-08	255	75	0.29
Nakita Boyce	2005-08	228	67	0.29
8. <b>Brittany Bell</b>	<b>2008-present</b>	<b>164</b>	<b>46</b>	<b>0.28</b>
9. Courtney Bures	2005-08	251	54	0.22
10. Krystal Tillman	2001-03	184	38	0.21
Ali Bainbridge	2008-11	230	49	0.21

## STOLEN BASE PERCENTAGE (Minimum 20 attempts)

Player	Years	G	SB	SBA	Pct.
1. Chelsea Bramlett	2007-10	233	207	224	.924
2. Iyhia McMichael	2001-04	258	141	157	.898
3. Nakita Boyce	2005-08	228	67	75	.893
4. Hayle Guess	2004-08	255	75	86	.872
5. Kate Jaspers	2001-04	248	27	31	.871
6. <b>Brittany Bell</b>	<b>2008-present</b>	<b>164</b>	<b>48</b>	<b>56</b>	<b>.857</b>
7. Krystal Tillman	2001-03	184	38	46	.826
8. Kellie Wilkerson	1999-02	262	84	104	.808
9. Michelle Gates	1997-00	247	81	102	.794
Courtney Bures	2005-08	251	54	68	

## HIT BY PITCH

Player	Years	G	HBP
1. Keri McCallum	1997-00	247	33
2. <b>Brittany Bell</b>	<b>2008-present</b>	<b>173</b>	<b>30</b>
3. Courtney Bures	2005-08	251	28
4. Ali Bainbridge	2008-11	230	26
5. Kellie Wilkerson	1999-02	262	18
6. Michelle Gates	1997-00	247	14
7. Hayle Guess	2004-07	192	13
8. Jessie Spain	2008-10	141	12
9. Nakita Boyce	2005-07	165	11
10. Kate Jaspers	2001-04	248	10

## GAME-WINNING RUNS BATTED IN

Player	Years	G	GW
1. Kellie Wilkerson	1999-02	262	28
Iyhia McMichael	2001-04	258	28
3. Michelle Gates	1997-00	247	27
4. Courtney Bures	2005-08	251	24
5. Jennifer Waterman	2001-04	226	20
6. Blaire Brown	2001-04	220	14
7. Keri McCallum	1997-00	247	13
Jenny Hehnke	1997-00	248	13
9. Jennifer Jessup	2001-05	258	12
Jessie Bailey	2007-10	234	12
Ali Bainbridge	2008-11	230	12

## GAME-WINNING RUNS SCORED

Player	Years	G	GW
1. Keri McCallum	1997-00	247	50
2. Chelsea Bramlett	2007-10	233	34
3. Iyhia McMichael	2001-04	258	32
4. Kellie Wilkerson	1999-02	262	25
5. Hayle Guess	2004-08	255	22
Ali Bainbridge	2008-11	230	22
7. Courtney Bures	2005-08	251	19
8. Jenny Hehnke	1997-00	248	16
Jennifer Nelson	2000-03	220	16
10. Kate Jaspers	2001-04	248	14

## PITCHING

### APPEARANCES

Player	Years	APP
1. Melissa Massey	2002-05	131
2. <b>Misty Flesher</b>	<b>2008-present</b>	<b>113</b>
3. Kelli Miller	2004-07	110
4. Stephanie Comeaux	2004-07	107
5. Kellie Wilkerson	1999-02	105
6. Autumn Anderson	1998-99	101
Kelsey Nurnberg	2007-09	101
8. Kasey Whitehead	2000-02	95
9. Jennifer Pursell	2000-01	93
10. Sara Hickerson	2004-07	87

### GAMES STARTED

Player	Years	W-L	GS
1. Melissa Massey	2002-05	55-41	103
2. Kelli Miller	2004-07	45-34	82
3. Stephanie Comeaux	2004-07	38-30	77
4. Kelsey Nurnberg	2007-09	35-26	72
5. Autumn Anderson	1998-99	49-26	67
6. Jennifer Pursell	2000-01	42-29	66
7. <b>Misty Flesher</b>	<b>2008-present</b>	<b>40-26</b>	<b>62</b>
8. Kasey Whitehead	2000-02	28-23	55
9. Alicia Judd	1997-98	21-17	48
10. Jennifer Nelson	2000-03	19-14	45

### COMPLETE GAMES

Player	Years	GS	W-L	CG
1. Melissa Massey	2002-05	103	55-41	45
2. Autumn Anderson	1998-99	67	49-26	44
3. Jennifer Pursell	2000-01	66	42-29	36
4. Vicki Bonar	1984-85	40	19-18	30
5. Kim Davis	1985-86	37	28-9	28
6. Kelli Miller	2004-07	82	45-34	26
7. <b>Misty Flesher</b>	<b>2008-present</b>	<b>62</b>	<b>40-26</b>	<b>25</b>
8. <b>Lindsey Dunlap</b>	<b>2009-present</b>	<b>44</b>	<b>22-26</b>	<b>24</b>
9. Alicia Judd	1997-98	48	21-17	23
Kelsey Nurnberg	2007-09	72	35-26	23

### INNINGS PITCHED

Player	Years	APP	W-L	IP
1. Melissa Massey	2002-05	131	55-41	580.2
2. Autumn Anderson	1998-99	101	49-26	529.2
3. Jennifer Pursell	2000-01	93	42-29	454.2
4. Kelli Miller	2004-07	110	45-34	454.2
5. Stephanie Comeaux	2004-07	107	38-30	422.2
6. Kelsey Nurnberg	2007-09	101	35-26	404.2
7. <b>Misty Flesher</b>	<b>2008-present</b>	<b>113</b>	<b>40-26</b>	<b>403.1</b>
8. Kasey Whitehead	2000-02	95	28-23	384.0
9. <b>Lindsey Dunlap</b>	<b>2009-present</b>	<b>71</b>	<b>22-26</b>	<b>302.0</b>
10. Alicia Judd	1997-98	56	21-17	272.2



MELISSA MASSEY

# A NEW ERA OF BULLDOG SOFTBALL

MISSISSIPPI  
STATE



# CAREER RECORDS

## VICTORIES

	Player	Years	APP	W	L	Pct.
1.	Melissa Massey	2002-05	131	55	41	.573
2.	Autumn Anderson	1998-99	101	49	26	.653
3.	Kelli Miller	2004-07	110	45	34	.570
4.	Jennifer Pursell	2000-01	93	42	29	.592
5.	<b>Misty Flesher</b>	<b>2008-present</b>	<b>113</b>	<b>40</b>	<b>26</b>	<b>.606</b>
6.	Stephanie Comeaux	2004-07	107	38	30	.558
7.	Kelsey Nurnberg	2007-09	101	35	26	.574
8.	Kim Davis	1985-86	45	28	9	.757
	Kasey Whitehead	2000-02	95	28	23	.549
10.	Kellie Wilkerson	1999-02	105	22	11	.667
	<b>Lindsey Dunlap</b>	<b>2009-present</b>	<b>71</b>	<b>22</b>	<b>26</b>	<b>.458</b>

## WINNING PERCENTAGE (Minimum 40 appearances)

	Player	Years	APP	W	L	Pct.
1.	Kim Davis	1985-86	45	28	9	.757
2.	Kellie Wilkerson	1999-02	105	22	11	.667
3.	Jennifer Nelson	2000-03	65	19	14	.576
4.	Autumn Anderson	1998-99	101	49	26	.653
5.	<b>Misty Flesher</b>	<b>2008-present</b>	<b>113</b>	<b>40</b>	<b>26</b>	<b>.606</b>
6.	Jennifer Pursell	2000-01	93	42	29	.592
7.	Kelsey Nurnberg	2007-09	101	35	26	.574
8.	Melissa Massey	2002-03	114	48	35	.573
9.	Kelli Miller	2004-07	110	45	34	.570
10.	Stephanie Comeaux	2004-07	107	38	30	.558

## SAVES

	Player	Years	APP	W-L	SV
1.	Kellie Wilkerson	1999-02	105	22-11	32
2.	Sara Hickerson	2004-07	87	7-9	12
3.	Jennifer Pursell	2000-01	93	42-29	7
	Ragan Blake	2005-06	65	20-18	7
5.	<b>Lindsey Dunlap</b>	<b>2009-present</b>	<b>71</b>	<b>22-26</b>	<b>6</b>
	<b>Misty Flesher</b>	<b>2008-present</b>	<b>113</b>	<b>40-26</b>	<b>6</b>
7.	Courtney Frank	2000-01, 03	54	12-13	5
	Stephanie Owens	2003	16	0-2	5
	Stephanie Comeaux	2004-07	107	38-30	5
	Elizabeth Woolven	2008-10	37	4-4	5

## EARNED RUN AVERAGE (Minimum 150 Innings)

	Player	Years	APP	W-L	IP	R	ER
1.	Kim Davis	1985-86	45	28-9	239.0	70	43
1.26							
2.	Autumn Anderson	1998-99	101	49-26	529.2	173	119
3.	Kellie Wilkerson	1999-02	105	22-11	208.0	85	48
4.	Vicki Bonar	1984-85	43	19-18	257.0	114	65
5.	Michelle Gates	1997-00	31	15-11	176.0	79	48
6.	Alicia Judd	1997-98	56	21-17	272.2	117	76
7.	Jennifer Pursell	2000-01	93	42-29	454.2	164	129
8.	Ragan Blake	2005-06	65	20-18	259.2	108	76
9.	Kelli Miller	2004-07	110	45-34	454.2	216	138
10.	Stephanie Comeaux	2004-07	107	38-30	422.2	200	144

## STRIKEOUTS

	Player	Years	APP	IP	SO
1.	Autumn Anderson	1998-99	101	529.2	406
2.	Melissa Massey	2002-04	131	580.2	341
3.	Stephanie Comeaux	2004-07	107	422.2	269
4.	Jennifer Pursell	2000-01	93	454.2	250
5.	<b>Misty Flesher</b>	<b>2008-present</b>	<b>113</b>	<b>403.1</b>	<b>245</b>
6.	Ragan Blake	2005-06	65	259.2	241
7.	Kelsey Nurnberg	2007-09	101	404.2	237
8.	<b>Lindsey Dunlap</b>	<b>2009-present</b>	<b>71</b>	<b>302.0</b>	<b>235</b>
9.	Kelli Miller	2004-07	110	454.2	219
10.	Kellie Wilkerson	1999-02	105	208.0	175

## STRIKEOUT RATIO (Minimum 150 Innings)

	Player	Years	APP	IP	SO	Avg.
1.	Ragan Blake	2005-06	65	259.2	241	6.50
2.	Kellie Wilkerson	1999-02	105	208.0	175	5.89
3.	<b>Lindsey Dunlap</b>	<b>2009-present</b>	<b>71</b>	<b>302.0</b>	<b>235</b>	<b>5.45</b>
4.	Autumn Anderson	1998-99	101	529.2	406	5.37
5.	<b>Kylie Vry</b>	<b>2010-present</b>	<b>64</b>	<b>201.0</b>	<b>139</b>	<b>4.84</b>
6.	<b>Stephanie Becker</b>	<b>2010-present</b>	<b>60</b>	<b>199.2</b>	<b>129</b>	<b>4.52</b>
7.	Sara Hickerson	2004-07	87	177.0	114	4.51
8.	Stephanie Comeaux	2004-07	107	422.2	269	4.46
9.	<b>Misty Flesher</b>	<b>2008-present</b>	<b>113</b>	<b>403.1</b>	<b>245</b>	<b>4.25</b>
10.	Melissa Massey	2002-05	131	580.2	341	4.11

## SHUTOUTS

	Player	Years	GS	W-L	SHO
1.	Melissa Massey	2002-05	131	55-41	14
	Kelli Miller	2004-07	82	45-34	14
3.	Autumn Anderson	1998-99	101	49-26	13
4.	Jennifer Pursell	2000-01	66	42-29	10
5.	Alicia Judd	1997-98	48	21-17	9
6.	Kim Davis	1985-86	45	28-9	8
7.	Ragan Blake	2005-06	65	20-18	7
8.	<b>Misty Flesher</b>	<b>2008-present</b>	<b>113</b>	<b>40-26</b>	<b>6</b>
	Kelsey Nurnberg	2007-09	72	35-26	6
10.	Stephanie Comeaux	2004-07	77	38-30	5
	<b>Kylie Vry</b>	<b>2010-present</b>	<b>64</b>	<b>14-17</b>	<b>5</b>

## FIELDING

### FIELDING PERCENTAGE (Minimum 350 total chances)

	Player	Years	TC	PO	A	E	Pct.
1.	Lindsay Hunley	2005-08	843	774	61	8	.991
2.	Kate Jaspers	2001-04	1,244	1,178	51	15	.988
	Jennifer Waterman	2001-04	941	835	95	11	.988
	Courtney Nesbit	2008-11	815	740	65	10	.988
5.	Sammie Jo Bailey	2006-09	1,447	1,321	99	27	.981
6.	Cheri Smith	1998-01	1,687	1,430	223	34	.980
	Kellie Wilkerson	1999-02	809	685	108	16	.980
8.	Blair Hewett	2004-07	874	778	78	18	.979
9.	Keri McCallum	1997-00	912	760	132	20	.978
10.	Ilyhia McMichael	2001-04	388	336	42	10	.974
	Chelsea Bramlett	2007-10	1,140	950	160	30	.974



KELLIE WILKERSON

## TOTAL CHANCES

	Player	Years	TC	PO	A	E	Pct.
1.	Cheri Smith	1998-01	1,687	1,430	223	34	.980
2.	Sammie Jo Bailey	2006-09	1,447	1,321	99	27	.981
3.	Kate Jaspers	2001-04	1,244	1,178	51	15	.988
4.	Chelsea Bramlett	2007-10	1,140	950	160	30	.974
5.	Karrie Rider	1997-00	1,126	446	614	66	.941
6.	Courtney Bures	2005-08	1,057	378	617	62	.941
7.	Jennifer Waterman	2001-04	941	835	95	11	.988
8.	Keri McCallum	1997-00	912	760	132	20	.978
9.	Jenny Hehnke	1997-00	875	448	373	54	.938
10.	Blair Hewett	2004-07	874	778	78	18	.979

## PUTOUTS

	Player	Years	TC	PO	A	E	Pct.
1.	Cheri Smith	1998-01	1,687	1,430	223	34	.980
2.	Sammie Jo Bailey	2006-09	1,447	1,321	99	27	.981
3.	Kate Jaspers	2001-04	1,244	1,178	51	15	.988
4.	Chelsea Bramlett	2007-10	1,140	950	160	30	.974
5.	Jennifer Waterman	2001-04	941	835	95	11	.988
6.	Nichole Henry	1997-00	856	779	45	32	.963
7.	Blair Hewett	2004-07	874	778	78	18	.979
8.	Lindsay Hunley	2005-08	843	774	61	8	.991
9.	Keri McCallum	1997-00	912	760	132	20	.978
10.	Courtney Nesbit	2008-11	815	740	65	10	.988

## ASSISTS

	Player	Years	TC	PO	A	E	Pct.
1.	Courtney Bures	2005-08	1,057	378	617	62	.941
2.	Karrie Rider	1997-00	1,126	446	614	66	.941
3.	Michelle Gates	1997-00	857	253	549	55	.936
4.	Jennifer Jessup	2001-05	846	311	489	46	.946
5.	Jessie Bailey	2007-10	697	224	444	29	.958
6.	Callye Williams	2003-06	827	364	418	45	.891
7.	Tanelda McDonald	2002-05	577	150	390	37	.936
8.	Jenny Hehnke	1997-00	775	448	373	54	.938
9.	Ali Bainbridge	2008-11	829	469	329	31	.963
10.	Brooke Best	2000-03	627	337	258	32	.949

## ERRORS

	Player	Years	TC	PO	A	E	Pct.
1.	Karrie Rider	1997-00	1,126	446	614	66	.941
2.	Courtney Bures	2005-08	1,057	378	617	62	.941
3.	Michelle Gates	1997-00	857	253	549	55	.936
4.	Jenny Hehnke	1997-00	775	448	373	54	.938
5.	Jennifer Jessup	2001-05	846	311	489	46	.946
6.	Callye Williams	2003-06	827	364	418	45	.891
7.	Tanelda McDonald	2002-05	577	150	390	37	.936
8.	Cheri Smith	1998-01	1,687	1,430	223	34	.980
9.	Nichole Henry	1997-00	856	779	45	32	.963
10.	Brooke Best	2000-03	627	337	258	32	.949

## DOUBLE PLAYS TURNED

	Player	Years	PO	A	E	Pct.	DPs
1.	Sammie Jo Bailey	2006-09	1,321	99	27	.981	53
2.	Cheri Smith	1998-01	1,430	223	34	.980	51
3.	Karrie Rider	1997-00	446	614	66	.941	39
	Courtney Bures	2004-08	378	617	62	.941	39
5.	Ali Bainbridge	2008-11	469	329	31	.963	37
6.	Callye Williams	2003-06	364	418	45	.891	36
7.	Brooke Best	2000-03	337	258	32	.949	34
8.	Jenny Hehnke	1997-00	448	373	54	.938	33
9.	Jennifer Jessup	2001-05	311	489	46	.946	32
10.	Kate Jaspers	2001-04	1,244	1,178	51	.988	30

# ANNUAL LEADERS

## BATTING AVERAGE

Year	Player	Cl.	G	AB	H	Avg.
1983	Kristie Mellert	Fr.	18	55	20	.364
1984	Meg Hartnett	So.	31	100	30	.300
1985	Karen Shipley	Sr.	40	138	54	.391
1986	Sherri Jennings	Sr.	37	113	37	.327
1997	Keri McCallum	Fr.	54	157	67	.427
1998	Michelle Gates	So.	57	184	70	.380
1999	Kellie Wilkerson	Fr.	67	203	90	.443
2000	Kellie Wilkerson	So.	68	181	78	.431
2001	Kellie Wilkerson	Jr.	61	167	70	.419
2002	Kellie Wilkerson	Sr.	66	191	80	.419
2003	Iyhia McMichael	Jr.	64	186	75	.403
2004	Iyhia McMichael	Sr.	65	183	87	.475
2005	Courtney Bures	Fr.	66	209	81	.388
2006	Courtney Bures	So.	61	179	62	.346
2007	Chelsea Bramlett	Fr.	62	215	83	.386
2008	Chelsea Bramlett	So.	60	200	90	.450
2009	Chelsea Bramlett	Jr.	56	181	88	.486
2010	Chelsea Bramlett	Sr.	55	183	98	.536
2011	Ka'ili Smith	Jr.	56	164	57	.348

## RUNS

Year	Player	Cl.	G	R	Avg.
1983	Kristie Mellert	Fr.	18	8	0.44
1984	Meg Hartnett	So.	31	13	0.42
1985	Melanie Morgan	Jr.	38	36	0.95
1986	Sherri Jennings	Sr.	37	30	0.81
1997	Jenny Hehnke	Fr.	56	44	0.79
1998	Michelle Gates	So.	57	47	0.82
1999	Keri McCallum	Jr.	67	57	0.85
2000	Keri McCallum	Sr.	71	64	0.90
2001	Kellie Wilkerson	Jr.	61	55	0.90
2002	Kellie Wilkerson	Sr.	66	51	0.77
2003	Iyhia McMichael	Jr.	64	63	0.98
2004	Iyhia McMichael	Sr.	65	83	1.28
2005	Courtney Bures	Fr.	66	49	0.74
2006	Hayle Guess	So.	61	39	0.64
2007	Chelsea Bramlett	Fr.	62	56	0.90
2008	Chelsea Bramlett	So.	60	52	0.87
2009	Chelsea Bramlett	Jr.	56	55	0.98
2010	Chelsea Bramlett	Sr.	55	56	1.02
2011	Ali Bainbridge	Sr.	56	48	0.86

## RUNS PER GAME

Year	Player	Cl.	G	R	Avg.
1983	Kristie Mellert	Fr.	18	8	0.44
1984	Meg Hartnett	So.	31	13	0.42
1985	Melanie Morgan	Jr.	38	36	0.95
1986	Sherri Jennings	Sr.	37	30	0.81
1997	Jenny Hehnke	Fr.	56	44	0.79
1998	Michelle Gates	So.	57	47	0.82
1999	Keri McCallum	Jr.	67	57	0.85
2000	Keri McCallum	Sr.	71	64	0.90
2001	Kellie Wilkerson	Jr.	61	55	0.90
2002	Kellie Wilkerson	Sr.	66	51	0.77
2003	Iyhia McMichael	Jr.	64	63	0.98
2004	Iyhia McMichael	Sr.	65	83	1.28
2005	Courtney Bures	Fr.	66	49	0.74
2006	Hayle Guess	So.	61	39	0.64
2007	Chelsea Bramlett	Fr.	62	56	0.90
2008	Chelsea Bramlett	So.	60	52	0.87
2009	Chelsea Bramlett	Jr.	56	55	0.98
2010	Chelsea Bramlett	Sr.	55	56	1.02
2011	Ali Bainbridge	Sr.	56	48	0.86

## HITS

Year	Player	Cl.	G	AB	H	Avg.
1983	Kristie Mellert	Fr.	18	55	20	.364
1984	Meg Hartnett	So.	31	100	30	.300
1985	Karen Shipley	Sr.	40	138	54	.391
1986	Sherri Jennings	Sr.	37	113	37	.327
1997	Jenny Hehnke	Fr.	56	194	71	.366
1998	Michelle Gates	So.	57	184	70	.380
1999	Kellie Wilkerson	Fr.	67	203	90	.443
2000	Keri McCallum	Sr.	71	243	100	.412
2001	Kellie Wilkerson	Jr.	61	167	70	.419
2002	Kellie Wilkerson	Sr.	66	191	80	.419
2003	Iyhia McMichael	Jr.	64	186	75	.403
2004	Iyhia McMichael	Sr.	65	183	87	.475
2005	Courtney Bures	Fr.	66	209	81	.388
2006	Courtney Bures	So.	61	179	62	.346
2007	Chelsea Bramlett	Fr.	62	215	83	.386
2008	Chelsea Bramlett	So.	60	200	90	.450
2009	Chelsea Bramlett	Jr.	56	181	88	.486
2010	Chelsea Bramlett	Sr.	55	183	98	.536
2011	Ka'ili Smith	Jr.	56	164	57	.348

## DOUBLES

Year	Player	Cl.	G	2B	Avg.
1983	Kristie Mellert	Fr.	18	3	0.17
1984	Meg Hartnett	So.	31	5	0.16
1985	Karen Shipley	Sr.	40	9	0.23
1986	Connie Pendley	So.	35	4	0.11
1997	Michelle Gates	Fr.	56	16	0.29
1998	Michelle Gates	So.	57	15	0.26
1999	Keri McCallum	Jr.	67	22	0.33
2000	Kellie Wilkerson	So.	68	14	0.21
2001	Kellie Wilkerson	Jr.	61	12	0.20
2002	Kellie Wilkerson	Sr.	66	18	0.27
2003	Jennifer Waterman	Jr.	52	18	0.35
2004	Iyhia McMichael	Sr.	65	16	0.25
2005	Courtney Bures	Fr.	66	16	0.24
2006	Hayle Guess	So.	61	10	0.16
2007	Courtney Bures	Jr.	61	13	0.21
2008	Courtney Bures	Sr.	63	14	0.22
2009	Ka'ili Smith	Fr.	56	11	0.20
2010	Ali Bainbridge	Jr.	55	12	0.22
2011	Ali Bainbridge	Sr.	56	13	0.23
	Chelsea Raines	Sr.	56	13	0.23

## DOUBLES PER GAME

Year	Player	Cl.	G	2B	Avg.
1983	Kristie Mellert	Fr.	18	3	0.17
1984	Meg Hartnett	So.	31	5	0.16
1985	Karen Shipley	Sr.	40	9	0.23
1986	Connie Pendley	So.	35	4	0.11
1997	Michelle Gates	Fr.	56	16	0.29
1998	Michelle Gates	So.	57	15	0.26
1999	Keri McCallum	Jr.	67	22	0.33
2000	Kellie Wilkerson	So.	68	14	0.21
2001	Kellie Wilkerson	Jr.	61	12	0.20
2002	Kellie Wilkerson	Sr.	66	18	0.27
2003	Jennifer Waterman	Jr.	52	18	0.35
2004	Iyhia McMichael	Sr.	65	16	0.25
2005	Courtney Bures	Fr.	66	16	0.24
2006	Hayle Guess	So.	61	10	0.16
2007	Courtney Bures	Jr.	61	13	0.21
2008	Courtney Bures	Sr.	63	14	0.22
2009	Ka'ili Smith	Fr.	56	11	0.20
	Courtney Nesbit	So.	46	9	0.20
2010	Ali Bainbridge	Jr.	55	12	0.22
2011	Ali Bainbridge	Sr.	56	13	0.23
	Chelsea Raines	Sr.	56	13	0.23

## TRIPLES

Year	Player	Cl.	G	3B	Avg.
1983	Kristie Mellert	Fr.	18	2	0.11
1984	Meg Hartnett	So.	31	3	0.10
1985	Melanie Morgan	Jr.	38	7	0.18
1986	Sherri Jennings	Sr.	37	2	0.05
	Melanie Morgan	Sr.	38	2	0.05
	Cindy McCain	So.	34	2	0.06
	Bonnie McWatters	Jr.	31	2	0.06
1997	Keri McCallum	Fr.	54	11	0.20
1998	Michelle Gates	So.	57	10	0.18
1999	Keri McCallum	Jr.	67	10	0.15
2000	Keri McCallum	Sr.	71	11	0.15
2001	Iyhia McMichael	Fr.	62	3	0.05
2002	Iyhia McMichael	So.	67	8	0.12
2003	Jennifer Nelson	Sr.	64	7	0.11
2004	Iyhia McMichael	Sr.	65	10	0.15
2005	Courtney Bures	Fr.	66	5	0.08
2006	Courtney Bures	So.	61	6	0.10
2007	Nakita Boyce	Jr.	61	6	0.10
2008	Hayle Guess	Sr.	63	4	0.06
	Nakita Boyce	Sr.	63	4	0.06
2009	Ka'ili Smith	Fr.	56	4	0.07
2010	Chelsea Bramlett	Sr.	55	6	0.11
2011	Ali Bainbridge	Sr.	56	4	0.07

## TRIPLES PER GAME

Year	Player	Cl.	G	3B	Avg.
1983	Kristie Mellert	Fr.	18	2	0.11
1984	Meg Hartnett	So.	31	3	0.10
1985	Melanie Morgan	Jr.	38	7	0.18
1986	Bonnie McWatters	Jr.	31	2	0.06
1997	Keri McCallum	Fr.	54	11	0.20
1998	Michelle Gates	So.	57	10	0.18
1999	Keri McCallum	Jr.	67	10	0.15
2000	Keri McCallum	Sr.	71	11	0.15
2001	Iyhia McMichael	Fr.	62	3	0.05
2002	Iyhia McMichael	So.	67	8	0.12
2003	Jennifer Nelson	Sr.	64	7	0.11
2004	Iyhia McMichael	Sr.	65	10	0.15
2005	Courtney Bures	Fr.	66	5	0.08
2006	Courtney Bures	So.	61	6	0.10
2007	Nakita Boyce	Jr.	61	6	0.10
2008	Hayle Guess	Sr.	63	4	0.06
	Nakita Boyce	Sr.	63	4	0.06
2009	Ka'ili Smith	Fr.	56	4	0.07
2010	Chelsea Bramlett	Sr.	55	6	0.11
2011	Ali Bainbridge	Sr.	56	4	0.07

# A NEW ERA OF BULLDOG SOFTBALL



# ANNUAL LEADERS

## HOME RUNS

Year	Player	Cl.	G	HR	Avg.
1983	Kristie Mellert	Fr.	18	3	0.17
1984	Meg Hartnett	So.	31	2	0.06
1985	Meg Hartnett	Jr.	40	6	0.15
1986	Melanie Morgan	Sr.	38	8	0.21
1997	Michelle Gates	Fr.	56	5	0.09
1998	Michelle Gates	So.	57	6	0.11
1999	Kellie Wilkerson	Fr.	67	13	0.19
2000	Kellie Wilkerson	So.	68	8	0.12
2001	Kellie Wilkerson	Jr.	61	14	0.23
2002	Kellie Wilkerson	Sr.	66	9	0.14
2003	Iyhia McMichael	Jr.	64	18	0.28
2004	Iyhia McMichael	Sr.	65	10	0.15
2005	Courtney Bures	Fr.	66	17	0.26
2006	Sammie Jo Bailey	Fr.	57	8	0.14
2007	Hayle Guess	Jr.	62	6	0.10
2008	Hayle Guess	Sr.	63	7	0.11
2009	Ali Bainbridge	So.	56	4	0.07
	Jessie Bailey	Jr.	56	4	0.07
2010	<b>Ka'li Smith</b>	<b>So.</b>	<b>55</b>	<b>10</b>	<b>0.18</b>
2011	<b>Sam Lenahan</b>	<b>Fr.</b>	<b>55</b>	<b>8</b>	<b>0.15</b>
	Courtney Nesbit	Sr.	56	8	0.14

## HOME RUNS PER GAME

Year	Player	Cl.	G	HR	Avg.
1983	Kristie Mellert	Fr.	18	3	0.17
1984	Meg Hartnett	So.	31	2	0.06
1985	Meg Hartnett	Jr.	40	6	0.15
1986	Melanie Morgan	Sr.	38	8	0.21
1997	Michelle Gates	Fr.	56	5	0.09
1998	Michelle Gates	So.	57	6	0.11
1999	Kellie Wilkerson	Fr.	67	13	0.19
2000	Kellie Wilkerson	So.	68	8	0.12
2001	Kellie Wilkerson	Jr.	61	14	0.23
2002	Kellie Wilkerson	Sr.	66	9	0.14
2003	Iyhia McMichael	Jr.	64	18	0.28
2004	Iyhia McMichael	Sr.	65	10	0.15
2005	Courtney Bures	Fr.	66	17	0.26
2006	Sammie Jo Bailey	Fr.	57	8	0.14
2007	Hayle Guess	Jr.	62	6	0.10
2008	Hayle Guess	Sr.	63	7	0.11
2009	Ali Bainbridge	So.	56	4	0.07
	Jessie Bailey	Jr.	56	4	0.07
	Courtney Moore	Fr.	45	3	0.07
2010	<b>Ka'li Smith</b>	<b>So.</b>	<b>55</b>	<b>10</b>	<b>0.18</b>
2011	<b>Sam Lenahan</b>	<b>Fr.</b>	<b>55</b>	<b>8</b>	<b>0.15</b>

## RUNS BATTED IN

Year	Player	Cl.	G	RBI	Avg.
1983	Kristie Mellert	Fr.	18	3	0.17
1984	Meg Hartnett	So.	31	14	0.45
1985	Meg Hartnett	Jr.	40	34	0.85
1986	Melanie Morgan	Sr.	38	29	0.76
1997	Michelle Gates	Fr.	56	48	0.86
1998	Michelle Gates	So.	57	35	0.61
1999	Kellie Wilkerson	Fr.	67	65	0.97
2000	Kellie Wilkerson	So.	68	43	0.63
	Karrie Rider	Sr.	71	43	0.61
2001	Kellie Wilkerson	Jr.	61	33	0.54
2002	Iyhia McMichael	So.	67	48	0.72
2003	Iyhia McMichael	Jr.	64	63	0.98
2004	Jennifer Waterman	Sr.	64	55	0.86
2005	Courtney Bures	Fr.	66	54	0.82
2006	Courtney Bures	So.	61	37	0.61
2007	Courtney Bures	Jr.	61	56	0.92
2008	Courtney Bures	Sr.	63	46	0.42
2009	<b>Ka'li Smith</b>	<b>Fr.</b>	<b>56</b>	<b>35</b>	<b>0.63</b>
2010	<b>Ka'li Smith</b>	<b>So.</b>	<b>55</b>	<b>50</b>	<b>0.91</b>
2011	Courtney Nesbit	Sr.	56	42	0.75

## RUNS BATTED IN PER GAME

Year	Player	Cl.	G	RBI	Avg.
1983	Kristie Mellert	Fr.	18	3	0.17
1984	Meg Hartnett	So.	31	14	0.45
1985	Meg Hartnett	Jr.	40	34	0.85
1986	Melanie Morgan	Sr.	38	29	0.76
1997	Michelle Gates	Fr.	56	48	0.86
1998	Michelle Gates	So.	57	35	0.61
1999	Kellie Wilkerson	Fr.	67	65	0.97
2000	Kellie Wilkerson	So.	68	43	0.63
2001	Kellie Wilkerson	Jr.	61	33	0.54
2002	Iyhia McMichael	So.	67	48	0.72
2003	Iyhia McMichael	Jr.	64	63	0.98
2004	Jennifer Waterman	Sr.	64	55	0.86
2005	Courtney Bures	Fr.	66	54	0.82
2006	Courtney Bures	So.	61	37	0.61
2007	Courtney Bures	Jr.	61	56	0.92
2008	Courtney Bures	Sr.	63	46	0.42
2009	<b>Ka'li Smith</b>	<b>Fr.</b>	<b>56</b>	<b>35</b>	<b>0.63</b>
2010	<b>Ka'li Smith</b>	<b>So.</b>	<b>55</b>	<b>50</b>	<b>0.91</b>
2011	Courtney Nesbit	Sr.	56	42	0.75



**KERI MCCALLUM**

## GAME-WINNING RUNS BATTED IN

Year	Player	Cl.	G	RBI	GW
1997	Michelle Gates	Fr.	56	48	7
1998	Cheri Smith	Fr.	57	25	7
1999	Kellie Wilkerson	Fr.	67	65	12
2000	Michelle Gates	Sr.	69	36	9
2001	Kellie Wilkerson	Jr.	61	33	8
2002	Iyhia McMichael	So.	67	48	9
2003	Iyhia McMichael	Jr.	64	63	7
2004	Jennifer Waterman	Sr.	64	55	12
2005	Courtney Bures	Fr.	66	54	7
2006	Courtney Bures	So.	61	37	7
2007	Courtney Bures	Jr.	61	56	10
2008	Hayle Guess	Sr.	63	39	6
2009	Ali Bainbridge	So.	56	30	4
	Courtney Moore	Fr.	45	22	4
	Jessie Spain	So.	41	13	4
2010	<b>Erin Nesbit</b>	<b>Fr.</b>	<b>55</b>	<b>26</b>	<b>5</b>
2011	<b>Sam Lenahan</b>	<b>Fr.</b>	<b>55</b>	<b>36</b>	<b>5</b>
	Courtney Nesbit	Sr.	56	42	5

## GAME-WINNING RUNS SCORED

Year	Player	Cl.	G	R	GW
1997	Jenny Hehnke	Fr.	56	44	7
1998	Keri McCallum	So.	55	34	7
1999	Keri McCallum	Jr.	67	57	15
2000	Keri McCallum	Sr.	71	64	22
2001	Kellie Wilkerson	Jr.	61	55	10
2002	Kellie Wilkerson	Sr.	66	51	7
2003	Jennifer Nelson	Sr.	64	45	8
2004	Iyhia McMichael	Sr.	65	83	20
2005	Courtney Bures	Fr.	66	49	8
2006	Hayle Guess	So.	61	39	11
2007	Chelsea Bramlett	Fr.	62	56	9
2008	Chelsea Bramlett	So.	60	52	9
2009	Chelsea Bramlett	Jr.	56	55	11
2010	Chelsea Bramlett	Sr.	55	56	5
2011	Ali Bainbridge	Sr.	56	48	12

## SLUGGING PERCENTAGE

Year	Player	Cl.	G	AB	H	TB	Pct.
1983	Kristie Mellert	Fr.	18	55	20	33	.600
1984	Meg Hartnett	So.	31	100	30	47	.470
1985	Melanie Morgan	Jr.	38	118	43	77	.653
1986	Melanie Morgan	Sr.	38	113	35	65	.575
1997	Keri McCallum	Fr.	54	157	67	97	.618
1998	Michelle Gates	So.	57	184	70	123	.668
1999	Kellie Wilkerson	Fr.	67	203	90	152	.749
2000	Kellie Wilkerson	So.	68	181	78	120	.663
2001	Kellie Wilkerson	Jr.	61	167	70	128	.766
2002	Kellie Wilkerson	Sr.	66	191	80	129	.675
2003	Iyhia McMichael	Jr.	64	186	75	149	.801
2004	Iyhia McMichael	Sr.	65	183	87	153	.836
2005	Courtney Bures	Fr.	66	209	81	158	.756
2006	Courtney Bures	So.	61	179	62	98	.547
2007	Courtney Bures	Jr.	61	181	64	93	.514
2008	Courtney Bures	Sr.	63	186	74	107	.575
2009	Chelsea Bramlett	Jr.	56	181	88	99	.547
2010	Chelsea Bramlett	Sr.	55	183	98	113	.617
2011	Ali Bainbridge	Sr.	56	150	50	89	.593

## ON BASE PERCENTAGE (Minimum 125 At-Bats)

Year	Player	Cl.	G	AB	H	BB	Pct.
1997	Keri McCallum	Fr.	54	157	67	9	.469
1998	Michelle Gates	So.	57	184	70	16	.439
1999	Kellie Wilkerson	Fr.	67	203	90	30	.519
2000	Kellie Wilkerson	So.	68	181	78	49	.553
2001	Kellie Wilkerson	Jr.	61	167	70	48	.555
2002	Kellie Wilkerson	Sr.	66	191	80	50	.550
2003	Iyhia McMichael	Jr.	64	186	75	38	.502
2004	Iyhia McMichael	Sr.	65	183	87	51	.595
2005	Courtney Bures	Fr.	66	209	81	12	.426
2006	Courtney Bures	So.	61	179	62	15	.406
	Katie Cooley	Jr.	57	144	41	31	.406
2007	Courtney Bures	Jr.	61	181	64	20	.452
2008	Chelsea Bramlett	So.	60	200	90	12	.484
2009	Chelsea Bramlett	Jr.	56	181	88	19	.532
2010	Chelsea Bramlett	Sr.	55	183	98	19	.571
2011	Ali Bainbridge	Sr.	56	150	50	40	.500

# ANNUAL LEADERS

## TOTAL BASES

Year	Player	Cl.	G	AB	H	TB	Pct.
1983	Kristie Mellert	Fr.	18	55	20	33	.600
1984	Meg Hartnett	So.	31	100	30	47	.470
1985	Meg Hartnett	Jr.	40	133	43	85	.639
1986	Melanie Morgan	Sr.	38	113	35	65	.575
1997	Michelle Gates	Fr.	56	182	62	99	.544
1998	Michelle Gates	So.	57	184	70	123	.668
1999	Kellie Wilkerson	Fr.	67	203	90	152	.749
2000	Keri McCallum	Sr.	71	243	100	145	.597
2001	Kellie Wilkerson	Jr.	61	167	70	128	.766
2002	Kellie Wilkerson	Sr.	66	191	80	129	.675
2003	Iyhia McMichael	Jr.	64	186	75	149	.801
2004	Iyhia McMichael	Sr.	65	183	87	153	.836
2005	Courtney Bures	Fr.	66	209	81	158	.756
2006	Courtney Bures	So.	61	179	62	98	.547
2007	Chelsea Bramlett	Fr.	62	215	83	95	.427
2008	Courtney Bures	Sr.	63	186	74	107	.477
2009	Chelsea Bramlett	Jr.	56	181	88	99	.532
2010	Chelsea Bramlett	Sr.	55	183	98	113	.571
2011	Courtney Nesbit	Sr.	56	169	53	92	.367

## STOLEN BASES


Year	Player	Cl.	G	SB	SBA	Avg.
1986	Sherri Jennings	Sr.	37	11	12	0.30
1997	Keri McCallum	Fr.	54	27	38	0.50
1998	Michelle Gates	So.	57	30	36	0.53
1999	Michelle Gates	Jr.	65	17	25	0.26
2000	Keri McCallum	Jr.	71	31	34	0.44
2001	Kellie Wilkerson	Jr.	61	35	43	0.57
2002	Iyhia McMichael	So.	67	36	40	0.54
2003	Iyhia McMichael	Jr.	64	36	37	0.56
2004	Iyhia McMichael	Sr.	65	41	48	0.63
2005	Courtney Bures	Fr.	66	18	24	0.27
2006	Hayle Guess	So.	61	23	25	0.38
2007	Chelsea Bramlett	Fr.	62	46	50	0.74
2008	Chelsea Bramlett	So.	60	46	50	0.77
2009	Chelsea Bramlett	Jr.	56	54	60	0.96
2010	Chelsea Bramlett	Sr.	55	61	64	1.11
2011	Ali Bainbridge	Sr.	56	20	25	0.36

## STOLEN BASES PER GAME

Year	Player	Cl.	G	SB	SBA	Avg.
1986	Bonnie McWatters	Jr.	31	10	11	0.32
1997	Keri McCallum	Fr.	54	27	38	0.50
1998	Michelle Gates	So.	57	30	36	0.53
1999	Michelle Gates	Jr.	65	17	25	0.26
2000	Keri McCallum	Sr.	71	31	34	0.44
2001	Kellie Wilkerson	Jr.	61	35	43	0.57
2002	Iyhia McMichael	So.	67	36	40	0.54
2003	Iyhia McMichael	Jr.	64	36	37	0.56
2004	Iyhia McMichael	Sr.	65	41	48	0.63
2005	Courtney Bures	Fr.	66	18	24	0.27
2006	Hayle Guess	So.	61	23	25	0.38
2007	Chelsea Bramlett	Fr.	62	46	50	0.74
2008	Chelsea Bramlett	So.	60	46	50	0.77
2009	Chelsea Bramlett	Jr.	56	54	60	0.96
2010	Chelsea Bramlett	Sr.	55	61	64	1.11
2011	Ali Bainbridge	Sr.	56	20	25	0.36

## BASES ON BALLS

Year	Player	Cl.	G	BB	Avg.
1983	Kristie Mellert	Fr.	18	12	0.67
1984	Meg Hartnett	So.	31	8	0.26
1985	Missy Herbert	Sr.	40	20	0.50
1986	Sherri Jennings	Sr.	37	12	0.32
1997	Karrie Rider	Fr.	53	18	0.34
1998	Cheri Smith	Fr.	57	30	0.53
1999	Kellie Wilkerson	Fr.	67	30	0.45
2000	Kellie Wilkerson	So.	68	49	0.72
2001	Kellie Wilkerson	Jr.	61	48	0.79
2002	Kellie Wilkerson	Sr.	66	50	0.76
2003	Iyhia McMichael	Jr.	64	38	0.59
2004	Iyhia McMichael	Sr.	65	51	0.78
2005	Katie Cooley	So.	62	29	0.47
2006	Katie Cooley	Jr.	57	31	0.54
2007	Courtney Bures	Jr.	61	20	0.33
2008	Katie Cooley	Sr.	54	20	0.37
2009	Courtney Bures	Sr.	63	27	0.43
2009	<b>Ka'li Smith</b>	<b>Fr.</b>	<b>56</b>	<b>22</b>	<b>0.39</b>
2010	<b>Brittany Bell</b>	<b>Jr.</b>	<b>54</b>	<b>24</b>	<b>0.44</b>
2011	Ali Bainbridge	Sr.	56	40	0.71



ALI BAINBRIDGE

## BASES ON BALLS PER GAME

Year	Player	Cl.	G	BB	Avg.
1983	Kristie Mellert	Fr.	18	12	0.67
1984	Meg Hartnett	So.	31	8	0.26
1985	Missy Herbert	Sr.	40	20	0.50
1986	Sherri Jennings	Sr.	37	12	0.32
1997	Karrie Rider	Fr.	53	18	0.34
1998	Cheri Smith	Fr.	57	30	0.53
1999	Kellie Wilkerson	Fr.	67	30	0.45
2000	Kellie Wilkerson	So.	68	49	0.72
2001	Kellie Wilkerson	Jr.	61	48	0.79
2002	Kellie Wilkerson	Sr.	66	50	0.76
2003	Iyhia McMichael	Jr.	64	38	0.59
2004	Iyhia McMichael	Sr.	65	51	0.78
2005	Katie Cooley	So.	62	29	0.47
2006	Katie Cooley	Jr.	57	31	0.54
2007	Katie Cooley	Sr.	54	20	0.37
2008	Courtney Bures	Sr.	63	27	0.43
2009	<b>Ka'li Smith</b>	<b>Fr.</b>	<b>56</b>	<b>22</b>	<b>0.39</b>
2010	<b>Brittany Bell</b>	<b>Jr.</b>	<b>54</b>	<b>24</b>	<b>0.44</b>
2011	Ali Bainbridge	Sr.	56	40	0.71

## TOUGHEST TO STRIKE OUT

Year	Player	Cl.	G	AB	SO	Avg.
1983	Susan Akins	Fr.	17	46	1	46.0
1984	Kristi Watson	So.	31	101	8	12.6
1985	Missy Herbert	Sr.	40	126	9	14.0
1986	Sherri Jennings	Sr.	37	113	12	9.4
1997	Jenny Hehnke	Fr.	56	194	8	24.3
1998	Keri McCallum	So.	55	183	7	26.1
1999	Keri McCallum	Jr.	67	235	5	47.0
2000	Keri McCallum	Sr.	71	243	13	18.7
2001	Kellie Wilkerson	Jr.	61	167	14	11.9
2002	Iyhia McMichael	So.	67	207	26	8.0
2003	Jennifer Nelson	Fr.	64	208	16	13.0
2004	Iyhia McMichael	Sr.	65	183	18	10.2
2005	Courtney Bures	Fr.	66	209	14	14.9
2006	Courtney Bures	So.	61	179	11	16.3
2007	Courtney Bures	Jr.	61	181	11	16.5
2008	Courtney Bures	Sr.	63	186	10	18.6
2009	Chelsea Bramlett	Jr.	56	181	6	30.2
2010	Chelsea Bramlett	Sr.	55	183	14	13.1
2011	<b>Ka'li Smith</b>	<b>Jr.</b>	<b>56</b>	<b>164</b>	<b>19</b>	<b>8.6</b>

## EARNED RUN AVERAGE

Year	Player	Cl.	APP	IP	R	ER	ERA
1983	Susan Akins	Fr.	16	110.0	57	31	2.54
1984	Vicki Bonar	Jr.	21	125.0	62	35	1.96
1985	Kim Davis	Fr.	24	141.1	48	32	1.58
1986	Kim Davis	So.	21	97.2	22	11	1.01
1997	Michelle Gates	Fr.	31	176.0	79	48	1.91
1998	Autumn Anderson	Jr.	50	275.2	75	42	1.07
1999	Autumn Anderson	Sr.	51	254.0	98	77	2.12
2000	Jennifer Pursell	Fr.	50	256.2	93	73	1.99
2001	Kellie Wilkerson	Jr.	31	47.2	4	3	0.44
2002	Kellie Wilkerson	Sr.	41	74.2	36	19	1.78
2003	Melissa Massey	So.	41	198.2	118	93	3.28
2004	Kelli Miller	Fr.	30	131.1	66	36	1.92
2005	Kelli Miller	So.	32	135.0	69	46	2.39
2006	Stephanie Comeaux	Jr.	29	155.2	55	39	1.75
2007	Sara Hickerson	Sr.	45	100.2	48	28	1.95
2008	<b>Misty Flesher</b>	<b>Fr.</b>	<b>38</b>	<b>179.1</b>	<b>60</b>	<b>54</b>	<b>2.11</b>
2009	<b>Lindsey Dunlap</b>	<b>Fr.</b>	<b>43</b>	<b>217.2</b>	<b>112</b>	<b>106</b>	<b>3.41</b>
2010	<b>Misty Flesher</b>	<b>RSo.</b>	<b>34</b>	<b>124.2</b>	<b>88</b>	<b>74</b>	<b>4.16</b>
2011	<b>Kylie Vry</b>	<b>So.</b>	<b>38</b>	<b>121.0</b>	<b>92</b>	<b>71</b>	<b>4.11</b>

## STRIKEOUTS

Year	Player	Cl.	APP	IP	SO	Avg.
1983	Susan Akins	Fr.	16	110.0	27	1.72
1984	Vicki Bonar	Jr.	21	125.0	34	1.90
1985	Vicki Bonar	Sr.	22	132.0	73	3.87
1986	Cathy Pippins	Fr.	20	87.1	35	2.81
1997	Michelle Gates	Fr.	31	176.0	76	3.02
1998	Autumn Anderson	Jr.	50	275.2	246	6.25
1999	Autumn Anderson	Sr.	51	254.0	160	4.41
2000	Jennifer Pursell	Fr.	50	256.2	143	3.90
2001	Jennifer Pursell	So.	43	198.0	107	3.78
2002	Kasey Whitehead	Sr.	53	221.2	95	3.00
2003	Melissa Massey	So.	41	198.2	96	3.38
2004	Melissa Massey	Jr.	37	180.0	115	4.47
2005	Stephanie Comeaux	So.	35	141.2	105	5.19
2006	Ragan Blake	So.	37	192.2	183	6.65
2007	Kelli Miller	Sr.	38	165.0	85	3.60
2008	<b>Misty Flesher</b>	<b>Fr.</b>	<b>38</b>	<b>179.1</b>	<b>119</b>	<b>4.64</b>
2009	<b>Lindsey Dunlap</b>	<b>Fr.</b>	<b>43</b>	<b>217.2</b>	<b>161</b>	<b>5.18</b>
2010	<b>Lindsey Dunlap</b>	<b>So.</b>	<b>20</b>	<b>74.2</b>	<b>69</b>	<b>6.47</b>
2011	<b>Kylie Vry</b>	<b>So.</b>	<b>38</b>	<b>121.0</b>	<b>87</b>	<b>5.03</b>
	Stephanie Becker	So.	32	122.1	87	4.93

## STRIKEOUT RATIO (Strikeouts Per Seven Innings)

Year	Player	Cl.	APP	IP	SO	Avg.
1983	Susan Akins	Fr.	16	110	27	1.72
1984	Sharon Hooper	Fr.	16	75.2	26	2.41
1985	Vicki Bonar	Sr.	22	132.0	73	3.87
1986	Cathy Pippins	Fr.	20	87.1	35	2.81
1997	Michelle Gates	Fr.	31	176.0	76	3.02
1998	Autumn Anderson	Jr.	50	275.2	246	6.25
1999	Autumn Anderson	Sr.	51	254.0	160	4.41
2000	Jennifer Pursell	Fr.	50	256.2	143	3.90
2001	Kellie Wilkerson	Jr.	31	47.2	77	7.05
2002	Kellie Wilkerson	Sr.	41	74.2	77	7.22
2003	Melissa Massey	Jr.	41	198.2	96	3.38
2004	Melissa Massey	Jr.	37	180.0	115	4.47
2005	Melissa Massey	Sr.	17	66.1	62	6.54
2006	Ragan Blake	So.	37	192.2	183	6.65
2007	Sara Hickerson	Sr.	45	100.2	72	5.00
2008	<b>Misty Flesher</b>	<b>Fr.</b>	<b>38</b>	<b>179.1</b>	<b>119</b>	<b>4.64</b>
2009	<b>Lindsey Dunlap</b>	<b>Fr.</b>	<b>43</b>	<b>217.2</b>	<b>161</b>	<b>5.18</b>
2010	<b>Lindsey Dunlap</b>	<b>So.</b>	<b>20</b>	<b>74.2</b>	<b>69</b>	<b>6.47</b>
2011	<b>Kylie Vry</b>	<b>So.</b>	<b>38</b>	<b>121.0</b>	<b>87</b>	<b>5.03</b>

# A NEW ERA OF BULLDOG SOFTBALL



# ANNUAL LEADERS

## VICTORIES


Year	Player	Cl.	APP	IP	W	L	Pct.
1983	Susan Akins	Fr.	16	110.0	3	11	0.214
1984	Vicki Bonar	Jr.	21	125.0	8	11	0.421
1985	Kim Davis	Fr.	24	141.1	17	5	0.773
1986	Kim Davis	So.	21	97.2	11	4	0.733
1997	Michelle Gates	Fr.	31	176.0	15	11	0.577
1998	Autumn Anderson	Jr.	50	275.2	26	13	0.667
1999	Autumn Anderson	Sr.	51	254.0	23	13	0.639
2000	Jennifer Pursell	Fr.	50	256.2	26	16	0.619
2001	Jennifer Pursell	So.	43	198.0	16	13	0.552
2002	Kasey Whitehead	Sr.	53	221.2	20	14	0.588
2003	Melissa Massey	So.	41	198.2	22	12	0.647
2004	Melissa Massey	Jr.	37	180.0	18	9	0.667
2005	Kelli Miller	So.	32	135.0	14	12	0.538
2006	Ragan Blake	So.	37	192.2	16	15	0.516
2007	Kelli Miller	Sr.	38	165.0	18	11	0.621
2008	Misty Flesher	Fr.	38	179.1	20	10	0.667
2009	Lindsey Dunlap	Fr.	43	217.2	17	16	0.515
2010	Misty Flesher	RSo.	34	124.2	12	10	0.545
2011	Kylie Vry	So.	38	121.0	8	12	0.400

## SAVES

Year	Player	Cl.	APP	IP	ERA	SV
1997	Michelle Gates	Fr.	31	176.0	1.91	1
1998	Autumn Anderson	Jr.	50	275.2	1.07	3
1999	Kellie Wilkerson	Fr.	33	85.2	2.12	8
2000	Jennifer Pursell	Fr.	50	256.2	1.99	4
2001	Kellie Wilkerson	Jr.	31	47.2	0.44	10
2002	Kellie Wilkerson	Sr.	41	74.2	1.78	14
2003	Stephanie Owens	Fr.	16	26.2	6.04	5
2004	Stephanie Comeaux	Fr.	27	82.1	1.96	3
2005	Ragan Blake	Fr.	28	67.0	2.82	7
2006	Kelli Miller	Jr.	10	23.1	2.70	1
2007	Sara Hickerson	Sr.	45	100.2	1.95	10
2008	Elizabeth Woolven	Fr.	24	59.2	2.35	4
2009	Lindsey Dunlap	Fr.	43	217.2	3.41	4
2010	Stephanie Becker	Fr.	28	77.1	4.44	2
	Lindsey Dunlap	So.	20	74.2	4.88	2
2011	Misty Flesher	RJr.	37	92.0	5.48	4

## FIELDING PERCENTAGE (Minimum 125 Chances)

Year	Player	Cl.	TC	PO	A	E	Pct.
1997	Alicia Judd	Sr.	124	77	45	2	.984
1998	Cheri Smith	Fr.	411	374	31	6	.985
1999	Cheri Smith	So.	499	459	35	5	.990
2000	Keri McCallum	Sr.	252	204	46	2	.992
2001	Kate Jaspers	Fr.	314	300	10	4	.987
2002	Kellie Wilkerson	Sr.	511	447	58	6	.988
2003	Kate Jaspers	Jr.	476	446	27	3	.994
2004	Jennifer Waterman	Sr.	381	343	35	3	.992
2005	Lindsay Hunley	Fr.	462	438	22	2	.996
2006	Blair Hewett	Jr.	311	283	27	1	.997
2007	Sammie Jo Bailey	So.	498	477	15	6	.988
2008	Chelsea Bramlett	So.	273	252	19	2	.993
2009	Chelsea Bramlett	Jr.	308	286	19	3	.990
2010	Courtney Nesbit	Jr.	293	274	15	4	.986
2011	Courtney Nesbit	Sr.	370	329	36	5	.986



KYLIE VRY



MISTY FLESHER



COURTNEY NESBIT

# TEAM RECORDS

## BATTING

**AT-BATS (EIGHT OR MORE INNINGS)**  
48 vs. Texas, March 1, 2002 (14 inn.)

**AT-BATS (SEVEN OR FEWER INNINGS)**  
41 vs. Alabama State, March 1, 1997

**RUNS**  
30 vs. Alabama State, March 1, 1997

**HITS**  
21 vs. Alabama State, March 1, 1997

**DOUBLES**  
6 vs. Louisiana-Monroe, Feb. 8, 2009

**TRIPLES**  
6 vs. Alabama A&M, Feb. 20, 2004

**HOME RUNS**  
5 vs. Alabama State, March 1, 1997

**TOTAL BASES**  
43 vs. Alabama State, March 1, 1997

**RUNS BATTED IN**  
30 vs. Alabama State, March 1, 1997

**BASES ON BALLS**  
13 vs. Alcorn State, Feb. 22, 1997  
13 vs. Seton Hall, Feb. 23, 2007

**STOLEN BASES**  
10 vs. Alcorn State, Feb. 22, 1997

No.	vs. Opponent	Date
1.	48 vs. Texas (14 Innings)	March 1, 2002
2.	45 at Kentucky (11 Innings)	April 11, 1997
3.	44 at Ole Miss (11 Innings)	March 19, 1999
4.	43 at LSU (11 Innings)	March 19, 2002
5.	41 vs. Alabama State	March 1, 1997
6.	40 vs. Long Beach State	March 11, 2006
7.	40 vs. LSU	March 26, 2003
8.	39 vs. Louisiana-Monroe	Feb. 8, 2009
39	vs. Jackson State	Feb. 7, 2004
39	at Mississippi (11 Innings)	March 27, 2001

No.	vs. Opponent	Date
1.	30 vs. Alabama State	March 1, 1997
2.	25 vs. Tennessee Tech	March 16, 1985
2.	25 vs. Jackson State	Feb. 7, 2004
4.	23 vs. Seton Hall	Feb. 23, 2007
5.	21 vs. Fairleigh Dickinson	March 15, 1983
6.	19 vs. Alcorn State	Feb. 22, 1997
19	vs. Charleston Southern	March 7, 2008
8.	18 vs. Alabama State	March 2, 2007
18	vs. Jackson State	Feb. 8, 2004
10.	17 vs. Georgia State	March 15, 1985

No.	vs. Opponent	Date
1.	30 vs. Alabama State	March 1, 1997
2.	22 vs. Seton Hall	Feb. 23, 2007
3.	19 vs. Jackson State	Feb. 7, 2004
4.	16 vs. Charleston Southern	March 7, 2008
5.	15 vs. Alabama State	March 2, 1997
15	vs. Samford	Feb. 17, 2003
7.	14 at Southern Miss	March 17, 2010
8.	8 Eight Times	March 28, 2010 (Last Time)

No.	vs. Opponent	Date
1.	21 vs. Alabama State	March 1, 1997
2.	20 vs. Louisiana-Monroe	Feb. 8, 2009
3.	19 vs. Long Beach State	March 11, 2006
4.	18 vs. Tennessee	March 31, 2001
5.	17 vs. Wisconsin	Feb. 7, 2003
17	vs. LSU	March 26, 2003
17	at Southern Miss	April 24, 2007
8.	16 vs. Auburn	May 1, 2000
16	vs. Winthrop	Feb. 17, 2001
16	vs. Samford	Feb. 16, 2003
16	vs. Jackson State	Feb. 7, 2004
16	vs. Tennessee Tech	Feb. 24, 2007
16	vs. Hawaii	May 15, 2008

No.	vs. Opponent	Date
1.	6 vs. Louisiana-Monroe	Feb. 8, 2009
2.	5 vs. Auburn	April 30, 2000
5	vs. Oakland University	Feb. 27, 2002
5	vs. South Carolina	March 7, 2004
5	vs. Long Beach State	Feb. 19, 2006
5	at Hawaii	March 6, 2009
6.	4 22 Times	April 3, 2011 (Last Time)

No.	vs. Opponent	Date
1.	6 vs. Alabama A&M	Feb. 20, 2004
2.	4 vs. East Tennessee State	March 11, 2006
4	vs. Ole Miss	April 7, 2007
4.	3 vs. Belmont	Feb. 19, 2000
3	at Ole Miss	April 9, 2003
3	vs. Mississippi Valley State	Feb. 21, 2004

## HOME RUNS

No.	vs. Opponent	Date
1.	5 vs. Alabama State	March 1, 1997
2.	3 10 Times	May 7, 2011 (Last Time)

## WALKS

No.	vs. Opponent	Date
1.	13 vs. Alcorn State	Feb. 22, 1997
13	vs. Seton Hall	March 23, 2007
3.	11 vs. Louisiana-Monroe	Feb. 14, 1998
11	vs. Mississippi Valley State	Feb. 14, 2003
11	at UAB	March 8, 2005
6.	10 vs. Ole Miss	April 7, 2007
7.	9 vs. Alabama State	March 1, 1997
9	vs. Alabama State	March 2, 1997
9	vs. East Tennessee State	Feb. 17, 2006
10.	8 Seven Times	

## TOTAL BASES

No.	vs. Opponent	Date
1.	43 vs. Alabama State	March 1, 1997
2.	33 vs. Long Beach State	March 11, 2006
3.	31 at Tennessee	March 31, 2001
4.	30 vs. Alabama A&M	Feb. 22, 2004
5.	29 at Ole Miss	April 9, 2003
29	vs. Louisiana-Monroe	Feb. 8, 2009
7.	27 vs. Auburn	May 1, 2000
8.	26 vs. Seton Hall	Feb. 23, 2007
9.	25 vs. Belmont	Feb. 19, 2000
25	at Georgia	April 22, 2007
25	vs. Samford	Feb. 16, 2003
25	at Southern Miss	April 24, 2007

## STOLEN BASES

No.	vs. Opponent	Date
1.	10 vs. Alcorn State	Feb. 22, 1997
2.	8 vs. Belmont	Feb. 13, 2002
3.	7 vs. Utah State	Feb. 13, 1999
7	vs. Auburn	May 1, 2000
7	vs. UAB	March 4, 2008
7	at Mississippi Valley State	Feb. 25, 2009
7.	6 vs. Jacksonville State	March 15, 2000
6	vs. Temple	March 9, 2002
6	vs. Kentucky	April 3, 2008
6	vs. Stephen F. Austin	Feb. 13, 2010

## STRIKEOUTS

No.	vs. Opponent	Date
1.	23 vs. Texas (14 Innings)	March 1, 2002
2.	17 at Texas	May 21, 2005
3.	14 vs. South Carolina (9 Innings)	March 17, 2002
14	at LSU	March 16, 2002
14	vs. UCLA	March 12, 2006
6.	13 Seven Times	Feb. 27, 2010

## RUNNERS LEFT ON BASE

No.	vs. Opponent	Date
1.	14 vs. Georgia	March 24, 2001
14	vs. Alabama	April 21, 2002
3.	13 vs. LSU	March 26, 2003
13	vs. Nebraska	Feb. 24, 2007
13	vs. LSU	April 14, 2007
13	vs. Pacific	May 18, 2007
7.	12 vs. Stanford	March 3, 2000
12	vs. Georgia Southern	March 10, 2000
12	vs. Troy	Feb. 19, 2005
12	vs. Seton Hall	Feb. 23, 2007
12	vs. Mercer	Feb. 24, 2008

## FIELDING

### ERRORS

7 vs. Arkansas, March 29, 1997

### ERRORS

No.	vs. Opponent	Date
1.	7 vs. Arkansas	March 29, 1997
2.	6 at Arkansas	April 27, 2002
6	vs. Georgia	May 11, 2002
6	vs. Cal	Feb. 25, 2005
6	vs. LSU	March 31, 2005
6.	5 12 Times	May 4, 2008

### DOUBLE PLAYS

No.	vs. Opponent	Date
1.	3 vs. Ole Miss	March 18, 2000
3	vs. Auburn	April 4, 2001
3	vs. Stanford	March 9, 2002
3	at LSU	March 19, 2002
3	vs. Troy	Feb. 19, 2005
6.	2 27 Times	March 27, 2010

## MISCELLANEOUS

### LARGEST WINNING MARGIN

30 vs. Alabama State, 30-0, March 1, 1997

### LARGEST SHUTOUT MARGIN

30 vs. Alabama State, 30-0, March 1, 1997



# A NEW ERA OF BULLDOG SOFTBALL

MISSISSIPPI  
STATE



# TEAM RECORDS

## BATTING

### RUNS

337 - 2004 (65 games)

### RUNS PER GAME

6.47 - 1986 (246 in 38 games)

### HITS

550 - 2000 (71 games)

### BATTING AVERAGE

.311 - 2008 (517-of-1,660)

### DOUBLES

88 - 2002 (67 games)

### DOUBLES PER GAME

1.31 - 2002 (88 in 67 games)

### TRIPLES

27 - 2x, last 2003 (64 games)

### TRIPLES PER GAME

0.74 - 1984 (23 in 31 games)

### HOME RUNS

47 - 2005 (66 games)

### HOME RUNS PER GAME

0.71 - 2005 (47 in 66 games)

**0.71 - 2011 (40 in 56 games)**

### TOTAL BASES

781 - 2003 (64 games)

### SLUGGING PERCENTAGE

.451 - 2003 (781 total bases in 1,730 at-bats)

### RUNS BATTED IN

293 - 2004 (65 games)

### BASES ON BALLS

191 - 2002 (67 games)

### BASES ON BALLS PER GAME

2.85 - 2002 (191 in 67 games)

### STOLEN BASES

126 - 2008 (63 games)

### STOLEN BASES PER GAME

2.00 - 2008 (126 in 63 games)

### STOLEN BASE PERCENTAGE

0.89 - 2007 (116 of 131)

### STOLEN BASE PERCENTAGE (100 ATT.)

0.89 - 2007 (116 of 131)

### RUNS PER GAME

Year	G	Runs	Avg.
1. 1986	38	246	6.47
2. 1985	40	250	6.25
3. 2004	65	337	5.18
4. 2008	63	310	4.92
5. 2007	62	305	4.92
6. 2003	64	302	4.72
7. 2010	55	256	4.65
8. 1997	56	240	4.29
9. 2009	56	236	4.21
10. 2011	56	233	4.16

### RUNS

Year	G	Runs
1. 2004	65	337
2. 2008	63	310
3. 2007	62	305
4. 2003	64	302
5. 2000	71	280
6. 1999	67	271
7. 2005	66	271
8. 2002	67	270
9. 2010	55	256
10. 1985	40	250

### BATTING AVERAGE

Year	G	Avg.
1. 2008	63	.311 (517 - 1660)
2. 2003	64	.305 (527 - 1730)
3. 2004	65	.303 (513 - 1695)
4. 2007	62	.297 (499 - 1680)
5. 1999	67	.293 (520 - 1777)
6. 2000	71	.293 (550 - 1880)
7. 2010	55	.286 (409 - 1431)
8. 1985	40	.285 (314 - 1102)
9. 1998	57	.281 (432 - 1536)
10. 2002	67	.279 (506 - 1814)
2009	56	.279 (404 - 1449)

### HITS

Year	G	Hits
1. 2000	71	550
2. 2003	64	527
3. 1999	67	520
4. 2008	63	517
5. 2004	65	513
6. 2002	67	506
7. 2007	62	499
8. 2005	66	458
9. 1998	57	432
10. 2001	62	409
2010	55	409



The 2008 Bulldogs set the single-season record for batting average (.311) and stolen bases (126).

### DOUBLES PER GAME

Year	G	2B	Avg.
1. 2002	67	88	1.31
2. 2003	64	80	1.25
3. 2011	56	70	1.25
4. 1999	67	80	1.19
5. 2004	65	74	1.14
6. 2000	71	79	1.11
7. 2009	56	62	1.11
8. 1997	56	61	1.09
9. 2007	62	66	1.06
10. 2005	66	69	1.05
2008	63	66	1.05

### DOUBLES

Year	G	2B
1. 2002	67	88
2. 1999	67	80
3. 2000	71	79
4. 2004	65	74
5. 2011	56	70
6. 2003	64	80
7. 2005	66	69
8. 2007	62	66
9. 2008	63	66
10. 2006	61	63

### TRIPLES PER GAME

Year	G	3B	Avg.
1. 1984	31	23	0.74
2. 1985	40	27	0.68
3. 1983	19	9	0.47
4. 2003	64	27	0.46
5. 1998	57	24	0.42
6. 2004	65	26	0.40
7. 2010	55	18	0.33
8. 1999	67	21	0.31
9. 1997	56	17	0.30
2000	71	21	0.30
2006	61	18	0.30

### TRIPLES

Year	G	3B
1. 1985	40	27
2. 2003	64	27
3. 2004	65	26
4. 1998	57	24
5. 1984	31	23
6. 1999	67	21
7. 2000	71	21
8. 2006	61	18
9. 2010	55	18
10. 1997	56	17
2008	63	17

### HOME RUNS PER GAME

Year	G	HR	Avg.
1. 2011	56	40	0.71
2. 2005	66	47	0.71
3. 2003	64	40	0.63
4. 2010	55	31	0.56
5. 1985	40	22	0.55
6. 1986	38	19	0.50
7. 2001	62	31	0.50
8. 1983	19	8	0.42
9. 2004	65	26	0.40
10. 2000	71	28	0.39
2006	61	24	0.39

### HOME RUNS

Year	G	HR
1. 2005	66	47
2. 2003	64	40
3. 2011	56	40
4. 2001	62	31
5. 2010	55	31
6. 2000	71	28
7. 2004	65	26
8. 2006	61	24
9. 2007	62	23
10. 1985	40	22
2008	63	22

### SLUGGING PERCENTAGE

Year	G	AB	TB	Pct.
1. 2003	64	1,730	781	.451
2. 1985	40	1,102	472	.428
3. 2004	65	1,695	717	.423
4. 2011	56	1,421	592	.417
5. 2010	55	1,431	595	.416
6. 2005	66	1,678	694	.414
7. 2008	63	1,660	517	.411
8. 2000	71	1,880	755	.402
9. 2007	62	1,680	662	.394
10. 1999	67	1,777	687	.387
2001	67	1,777	687	.387

### STOLEN BASES PER GAME

Year	G	SB	Avg.
1. 2008	63	126	2.00
2. 2007	62	116	1.87
3. 2009	56	101	1.80
4. 2010	55	99	1.80
5. 1986	38	67	1.76
6. 2001	62	105	1.69
7. 2002	67	99	1.48
8. 2000	71	104	1.46
9. 1997	56	78	1.39
10. 1998	57	75	1.32

### STOLEN BASES

Year	G	SB
1. 2008	63	126
2. 2007	62	116
3. 2001	62	105
4. 2000	71	104
5. 2009	56	101
6. 2002	67	99
7. 2010	55	99
8. 2004	65	85
9. 1999	67	81
10. 1997	56	78
2003	64	78

# TEAM RECORDS

## STOLEN BASE PERCENTAGE

Year	G	SB	SBA	Pct.
1. 2007	62	116	131	0.89
2. 2004	65	85	98	0.88
3. 1986	38	67	77	0.87
2003	64	78	90	0.87
2009	56	101	116	0.87
2010	55	99	114	0.87
7. 2008	63	126	147	0.86
8. 2005	66	50	59	0.85
9. 2000	71	104	126	0.83
10. 2001	62	105	130	0.81
2006	61	69	85	0.81

## BASES ON BALLS PER GAME

Year	G	BB	Avg.
1. 2011	56	182	3.25
2. 2002	67	191	2.85
3. 1983	19	53	2.79
4. 2001	62	169	2.73
5. 2004	65	172	2.65
6. 2010	55	145	2.64
7. 1985	40	103	2.58
8. 2005	66	166	2.52
9. 2003	64	158	2.49
10. 2007	62	151	2.44

## BASES ON BALLS

Year	G	BB
1. 2002	67	191
2. 2011	56	182
3. 2004	65	172
4. 2001	62	169
5. 2005	66	166
6. 2000	71	165
7. 2003	64	158
8. 2008	63	153
9. 2007	62	151
10. 2010	55	145

## GRAND SLAMS

Name v. Opponent	Date
Michelle Gates v. Auburn	May 7, 1999
Kasey Whitehead v. Florida State	March 4, 2000
Kasey Whitehead v. Auburn	May 1, 2000
Iyhia McMichael v. Samford	Feb. 16, 2003
Iyhia McMichael at Alabama	April 12, 2003
Brooke Best at Florida	April 26, 2003
Michelle Kinney v. LSU	March 30, 2005
Lindsey Hunley v. Seton Hall	Feb. 23, 2007
Jessie Bailey at Georgia	April 21, 2007
Courtney Bures v. Arkansas	May 5, 2007
Hayle Guess v. Pacific	May 18, 2007
Chelsea Bramlett v. UC-Riverside	Feb. 9, 2008
Jessie Bailey v. Louisiana-Monroe	Feb. 7, 2009
Ka'illi Smith v. Oregon State	Feb. 20, 2010
Ka'illi Smith v. Georgetown	March 13, 2010
Courtney Nesbit at Ole Miss	March 21, 2010
Jessica Cooley at Miss. Valley State	March 24, 2010
Erin Nesbit v. Miss. Valley State (Ridgeland, Miss.)	April 7, 2010
Heidi Shape at UNLV	Feb. 11, 2011

## PITCHING

## EARNED RUN AVERAGE

1.29 - 1986 (37 earned runs in 257.2 inn.)

## SHUTOUTS

17 - 1998 (36 victories)

## CONSECUTIVE SCORELESS INNINGS

30 - May 8 - May 10, 1998

## STRIKEOUT RATIO

5.16 - 2006 (299 in 406.0 innings)

## BASE ON BALLS RATIO

1.26 - 1998 (73 in 405.0 innings)

## NO HITTERS

Name v. Opponent	Date	Score
Alicia Judd v. Alabama State	March 1, 1997	30-0 (5)
Jennifer Pursell v. UMass	March 4, 2000	7-0
Kasey Whitehead, Melissa Massey and Krystal Tillman v. Belmont	Feb. 13, 2002	11-0 (5)
Melissa Massey v. Nicholls State	March 8, 2002	8-0 (5)
Kelli Miller v. Louisiana Tech	Feb. 4, 2005	9-0 (5)
Melissa Massey v. St. Francis (PA)	March 4, 2005	7-0
Stephanie Comeaux v. Jacksonville	Feb. 11, 2006	8-0 (5)
Ragan Blake v. Alcorn State	Feb. 26, 2006	9-0 (5)
Stephanie Comeaux at Arkansas	March 18, 2006	5-0
Ragan Blake at Southern Miss	March 30, 2006	8-0 (5)
Kylie Vry v. Stephen F. Austin	Feb. 14, 2010	5-0

## PERFECT GAMES


Jenny Hehnke v. Alabama State	March 2, 1997	18-0 (5)
-------------------------------	---------------	----------

## VICTORIES

Year	W	L	Pct.
1. 2000	44	27	.620
2. 2008	41	22	.651
3. 2004	39	26	.600
4. 1999	38	29	.567
5. 1998	36	21	.632
2001	36	26	.581
2002	36	31	.537
8. 2005	35	31	.530
2007	35	27	.565
10. 2003	34	30	.531

## EARNED RUN AVERAGE

Year	W-L	IP	R	ER	ERA
1. 1986	27-11	257.2	80	37	1.29
2. 1998	36-21	405.0	124	77	1.33
3. 1985	28-12	275.1	103	63	1.60
4. 2006	33-28	406.0	164	116	2.00
5. 1997	28-27	380.1	181	115	2.12
1999	38-29	454.2	199	138	2.12
2001	36-26	429.1	182	130	2.12
8. 2008	41-22	412.1	162	130	2.21
9. 2004	39-26	419.0	138	101	2.31
10. 2000	44-27	487.1	224	164	2.36



## SHUTOUTS

Year	ShO
1. 1998	17
2. 2004	15
3. 2008	14
4. 2006	12
5. 1997	10
1999	10
2007	10
8. 2000	9
2001	9
2002	9
2009	9

## STRIKEOUT RATIO

(Strikeouts per seven innings)

Year	SO	IP	Avg.
1. 2006	299	406.0	5.16
2. 1998	290	405.0	5.01
3. 2009	260	368.2	4.94
4. 2011	242	357.0	4.75
5. 2005	287	426.2	4.71
6. 2010	227	356.2	4.46
7. 2008	252	412.1	4.28
8. 2004	250	419.0	4.18
9. 2007	240	419.1	4.01
10. 1999	257	454.2	3.96

## BASE ON BALLS RATIO

(Bases on balls per seven innings)

Year	BB	IP	Avg.
1. 1998	73	405.0	1.26
2. 1983	25	135.2	1.29
3. 1997	61	380.1	1.47
4. 2008	63	412.1	1.63
5. 2000	116	487.1	1.67
6. 2004	101	419.0	1.69
7. 2006	98	406.0	1.69
8. 2007	104	419.1	1.74
9. 1999	119	454.2	1.83
10. 2005	112	426.2	1.84

## FIELDING

## FIELDING PERCENTAGE

.977 - 2009 (1,106 putouts, 333 assists, 34 errors)

## DOUBLE PLAYS

32 - 2000 (36 victories)

## DOUBLE PLAYS PER GAME

0.55 - 1986 (21 in 38 games)

## FIELDING PERCENTAGE

Year	TC	PO	A	E	Pct.
1. 2009	1,473	1,106	333	34	.977
2. 2008	1,815	1,237	523	55	.970
3. 2003	1,895	1,245	584	66	.965
4. 2001	1,961	1,288	603	70	.964
5. 2004	1,941	1,257	610	74	.962
2005	1,722	1,218	439	65	.962
2010	1,559	1,070	429	60	.962
8. 1999	1,982	1,364	537	81	.959
9. 1998	1,755	1,215	467	73	.958
10. 2000	2,318	1,462	757	99	.957
2005	1,949	1,280	585	84	.957

## PUTOUTS

Year	TC	PO	A	E	Pct.
1. 2000	2,318	1,462	757	99	.957
2. 2002	2,114	1,375	637	102	.952
3. 1999	1,982	1,364	537	81	.959
4. 2001	1,961	1,288	603	70	.964
5. 2005	1,949	1,280	585	84	.957
6. 2007	1,979	1,258	627	94	.953
7. 2004	1,941	1,257	610	74	.962
8. 2003	1,895	1,245	584	66	.965
9. 2008	1,815	1,237	523	55	.970
10. 2006	1,722	1,218	439	65	.962

## ASSISTS

Year	TC	PO	A	E	Pct.
1. 2000	2,318	1,462	757	99	.957
2. 1997	1,883	1,141	648	94	.950
3. 2002	2,114	1,375	637	102	.952
4. 2007	1,979	1,258	627	94	.953
5. 2004	1,941	1,257	610	74	.962
6. 2001	1,961	1,288	603	70	.964
7. 2005	1,949	1,280	585	84	.957
8. 2003	1,895	1,245	584	66	.965
9. 1999	1,982	1,364	537	81	.959
10. 2008	1,815	1,237	523	55	.970

## ERRORS

Year	TC	PO	A	E	Pct.
1. 2002	2,114	1,375	637	102	.952
2. 2000	2,318	1,462	757	99	.957
3. 1997	1,883	1,141	648	94	.950
2007	1,979	1,258	627	94	.953
5. 1986	1,226	773	367	86	.930
5. 2005	1,949	1,280	585	84	.957
6. 1999	1,982	1,364	537	81	.959
7. 2004	1,941	1,257	610	74	.962
8. 1998	1,755	1,215	467	73	.958
9. 2001	1,961	1,288	603	70	.964
10. 2003	1,895	1,245	584	66	.965

## FIELDING DOUBLE PLAYS

Year	DP
1. 2000	32
2. 2002	28
3. 2007	24
4. 2005	23
5. 2004	22
6. 1986	21
2010	21
8. 2003	20
2006	20
2008	20

## WINNING PERCENTAGE

Year	W	L	Pct.
1. 1986	27	11	.711
2. 1985	28	12	.700
3. 2008	41	22	.650
4. 1998	36	21	.632
5. 2000	44	27	.620
6. 2004	39	26	.600
7. 2001	36	26	.581
8. 1999	38	29	.567
9. 2007	35	27	.565
10. 2006	33	28	.541

## MISCELLANEOUS

## VICTORIES

44 - 2000 (27 losses)

## WINNING PERCENTAGE

.711 - 1986 (27-11)

## LONGEST WINNING STREAK

16 - February 10 - March 3, 2006

# A NEW ERA OF BULLDOG SOFTBALL



# CLASS RECORDS



**SAM LENAHAN**

## FRESHMEN

### AT-BATS

Name	G	AB
1. Chelsea Bramlett, 2007	62	215
2. Courtney Bures, 2005	66	209
3. Kellie Wilkerson, 1999	67	203
4. Jenny Hehnke, 1997	56	194
5. Iyhia McMichael, 2001	62	189

### RUNS

Name	G	R
1. Chelsea Bramlett, 2007	62	56
2. Kellie Wilkerson, 1999	67	49
Courtney Bures, 2005	66	49
4. Jenny Hehnke, 1997	56	44
5. Keri McCallum, 1997	54	36
Ali Bainbridge, 2008	63	36

### HITS

Name	G	H
1. Kellie Wilkerson, 1999	67	90
2. Chelsea Bramlett, 2007	62	83
3. Courtney Bures, 2005	66	81
4. Jenny Hehnke, 1997	56	71
5. Keri McCallum, 1997	54	67

### BATTING AVERAGE

Name	G	H	AB	BA
1. Kellie Wilkerson, 1999	67	90	203	.443
2. Keri McCallum, 1997	54	67	157	.427
3. Courtney Bures, 2005	66	81	209	.388
4. Chelsea Bramlett, 2007	62	83	215	.386
5. Jenny Hehnke, 1997	56	71	194	.366

### DOUBLES

Name	G	2B
1. Kellie Wilkerson, 1999	67	17
2. Michelle Gates, 1997	56	16
Courtney Bures, 2006	66	16
4. Jenny Hehnke, 1997	56	14
5. Sam Lenahan, 2011	55	12

### TRIPLES

Name	G	3B
1. Keri McCallum, 1997	54	11
2. Courtney Bures, 2005	66	5
3. Ka'li Smith, 2009	56	4
Erin Nesbit, 2010	55	4
5. Five Players with		3

### HOME RUNS

Name	G	HR
1. Courtney Bures, 2005	66	17
2. Kellie Wilkerson, 1999	67	13
3. Sammie Jo Bailey, 2006	57	8
Sam Lenahan, 2011	55	8
5. Erin Nesbit, 2010	55	6
Michelle Gates, 1997	56	5
Iyhia McMichael, 2001	62	5
Hedi Shape, 2011	56	5

### SLUGGING PERCENTAGE

Name	G	TB	AB	SLG%
1. Courtney Bures, 2005	66	158	209	.756
2. Kellie Wilkerson, 1999	67	152	203	.749
3. Sam Lenahan, 2011	55	81	144	.563
Connie Pendley, 1985	37	50	101	.495
5. Iyhia McMichael, 2001	62	91	189	.481

### STOLEN BASES

Name	G	SB
1. Chelsea Bramlett, 2007	62	46
2. Iyhia McMichael, 2001	62	28
3. Keri McCallum, 1997	54	27
4. Jennifer Jessup, 2001	62	19
5. Courtney Bures, 2005	66	18

### TOTAL BASES

Name	G	TB
1. Courtney Bures, 2005	66	158
2. Kellie Wilkerson, 1999	67	152
3. Michelle Gates, 1997	56	99
4. Keri McCallum, 1997	54	97
5. Chelsea Bramlett, 2007	62	95

### RUNS BATTED IN

Name	G	RBI
1. Kellie Wilkerson, 1999	67	65
2. Courtney Bures, 2005	66	54
3. Michelle Gates, 1997	56	48
4. Keri McCallum, 1997	54	39
5. Sam Lenahan, 2011	55	36

### BASES ON BALLS

Name	G	BB
1. Cheri Smith, 1998	57	30
Kellie Wilkerson, 1999	67	30
3. Sam Lenahan, 2011	55	29
4. Ka'li Smith, 2009	56	22
5. Iyhia McMichael, 2001	62	20

### EARNED RUN AVERAGE

Name	ER	IP	ERA
1. Cathy Pippins, 1986	13	87.1	1.04
2. Kim Davis, 1985	32	141.1	1.85
3. Michelle Gates, 1997	48	176.0	1.91
4. Kelli Miller, 2004	36	131.1	1.92
5. Jennifer Pursell, 2000	73	256.2	1.99

### INNINGS PITCHED

Name	APP	IP
1. Jennifer Pursell, 2000	50	256.2
2. Lindsey Dunlap, 2009	43	217.2
3. Misty Flesher, 2008	38	179.1
4. Michelle Gates, 1997	31	176.0
5. Kim Davis, 1985	24	141.1

### STRIKEOUTS

Name	APP	IP	SO
1. Lindsey Dunlap, 2009	43	217.2	161
2. Jennifer Pursell, 2000	50	256.2	143
3. Misty Flesher, 2008	38	179.1	119
4. Michelle Gates, 1997	31	176.0	76
5. Melissa Massey, 2002	36	135.2	68

## SOPHOMORES

### AT-BATS

Name	G	AB
1. Iyhia McMichael, 2002	67	207
2. Chelsea Bramlett, 2008	60	200
3. Krystal Tillman, 2002	64	194
4. Michelle Gates, 1998	57	184
5. Keri McCallum, 1998	55	183

### RUNS

Name	G	R
1. Chelsea Bramlett, 2008	60	52
2. Michelle Gates, 1998	57	47
3. Iyhia McMichael, 2002	67	46
4. Kellie Wilkerson, 2000	68	43
5. Hayle Guess, 2006	61	39

### HITS

Name	G	H
1. Chelsea Bramlett, 2008	60	90
2. Kellie Wilkerson, 2000	67	78
3. Michelle Gates, 1998	57	70
4. Keri McCallum, 1998	55	64
5. Jenny Hehnke, 1998	56	62
Courtney Bures, 2006	61	62

### BATTING AVERAGE

Name	G	H	AB	BA
1. Chelsea Bramlett, 2008	60	90	200	.450
2. Kellie Wilkerson, 2000	68	78	181	.431
3. Michelle Gates, 1998	57	70	184	.380
4. Jenny Hehnke, 1998	56	62	165	.376
5. Keri McCallum, 1998	55	64	183	.350

### DOUBLES

Name	G	2B
1. Michelle Gates, 1998	57	15
Iyhia McMichael, 2002	67	15
3. Kellie Wilkerson, 2000	68	14
4. Krystal Tillman, 2002	64	11
5. Lindsay Nelson, 2002	53	10
Hayle Guess, 2006	61	10

### TRIPLES

Name	G	3B
1. Michelle Gates, 1998	57	10
2. Iyhia McMichael, 2002	67	8
3. Keri McCallum, 1998	55	6
Courtney Bures, 2006	61	6
5. Hayle Guess, 2006	61	4

### HOME RUNS

Name	G	HR
1. Ka'li Smith, 2010	55	10
2. Kellie Wilkerson, 2000	68	8
Katie Cooley, 2005	62	8
4. Kasey Whitehead, 2000	62	7
5. Michelle Gates, 1998	57	6

### SLUGGING PERCENTAGE

Name	G	TB	AB	SLG%
1. Michelle Gates, 1998	57	123	184	.668
2. Kellie Wilkerson, 2000	68	120	181	.663
3. Ka'li Smith, 2010	55	96	161	.596
4. Courtney Bures, 2006	61	98	179	.547
5. Iyhia McMichael, 2002	67	12	207	.541

### STOLEN BASES

Name	G	SB
1. Chelsea Bramlett, 2008	60	46
2. Iyhia McMichael, 2002	67	36
3. Michelle Gates, 1998	57	30
4. Hayle Guess, 2006	61	23
5. Kellie Wilkerson, 2000	68	21

### TOTAL BASES

Name	G	TB
1. Michelle Gates, 1998	57	141
2. Kellie Wilkerson, 2000	68	120
3. Iyhia McMichael, 2002	67	112
4. Chelsea Bramlett, 2008	60	105
5. Courtney Bures, 2006	61	98

### RUNS BATTED IN

Name	G	RBI
1. Ka'li Smith	55	50
2. Iyhia McMichael, 2002	67	48
3. Kellie Wilkerson, 2000	68	43
4. Courtney Bures, 2006	61	37
5. Michelle Gates, 1998	57	35

### BASES ON BALLS

Name	G	BB
1. Kellie Wilkerson, 2000	68	49
2. Iyhia McMichael, 2002	67	37
3. Katie Cooley, 2005	62	29
4. Kate Jaspers, 2002	67	22
5. Hayle Guess, 2006	61	19
Ka'li Smith, 2010	55	19

### EARNED RUN AVERAGE

Name	ER	IP	ERA
1. Kim Davis, 1986	11	97.2	0.79
2. Ragan Blake, 2006	49	192.2	1.78
3. Jennifer Pursell, 2001	56	198.0	1.98
4. Kelli Miller, 2005	46	135.0	2.39
5. Stephanie Comeaux, 2004	56	141.2	2.77

### INNINGS PITCHED

Name	APP	IP
1. Melissa Massey, 2003	41	198.2
2. Jennifer Pursell, 2001	43	198.0
3. Ragan Blake, 2006	37	192.2
4. Stephanie Comeaux, 2005	35	141.2
5. Kelli Miller, 2005	32	135.0

### STRIKEOUTS

Name	APP	IP	SO
1. Ragan Blake, 2006	37	192.2	183
2. Jennifer Pursell, 2001	43	198.0	107
3. Stephanie Comeaux, 2005	35	141.2	105
4. Melissa Massey, 2003	41	198.2	96

# CLASS RECORDS

## JUNIORS

### AT-BATS

Name	G	AB
1. Keri McCallum, 1999	67	235
2. Jenny Hehnke, 1999	67	206
3. Krystal Tillman, 2003	64	196
4. Karrie Rider, 1999	67	193
5. Michelle Gates, 1999	65	190

### RUNS

Name	G	R
1. Iyhia McMichael, 2003	64	63
2. Keri McCallum, 1999	67	57
3. Kellie Wilkerson, 2002	66	55
Chelsea Bramlett, 2009	56	55
5. Hayle Guess, 2007	62	44

### HITS

Name	G	H
1. Keri McCallum, 1999	67	88
Chelsea Bramlett, 2009	56	88
3. Iyhia McMichael, 2003	64	75
4. Kellie Wilkerson, 2001	61	70
5. Jenny Hehnke, 1999	67	66

### BATTING AVERAGE

Name	G	H	AB	BA
1. Chelsea Bramlett, 2009	56	88	181	.486
2. Kellie Wilkerson, 2001	61	70	167	.419
3. Iyhia McMichael, 2003	64	75	186	.403
4. Keri McCallum, 1999	67	88	235	.374
5. Jennifer Waterman, 2003	52	53	143	.371

### DOUBLES

Name	G	2B
1. Keri McCallum, 1999	67	22
2. Jennifer Waterman, 2003	52	18
3. Michelle Gates, 1999	65	15
4. Courtney Bures, 2007	61	13
5. Kellie Wilkerson, 2001	61	12
Callye Williams, 2005	65	12
Ali Bainbridge, 2010	55	12

### TRIPLES

Name	G	3B
1. Keri McCallum, 1999	67	10
2. Melanie Morgan, 1985	38	7
3. Kate Jaspers, 2003	63	6
Nakita Boyce, 2007	61	6
5. Meg Hartnett, 1985	40	5
Iyhia McMichael, 2003	64	5

### HOME RUNS

Name	G	HR
1. Iyhia McMichael, 2003	64	18
2. Kellie Wilkerson, 2001	61	14
3. Meg Hartnett, 1985	40	6
Hayle Guess, 2007	62	6
5. Katie Cooley, 2006	57	5

### SLUGGING PERCENTAGE

Name	G	TB	AB	SLG%
1. Iyhia McMichael, 2003	64	149	186	.801
2. Kellie Wilkerson, 2001	61	128	167	.766
3. Melanie Morgan, 1985	38	73	118	.619
4. Meg Hartnett, 1985	40	75	133	.564
5. Keri McCallum, 1999	67	130	235	.553

### STOLEN BASES

Name	G	SB
1. Chelsea Bramlett, 2009	56	54
2. Iyhia McMichael, 2003	64	36
3. Kellie Wilkerson, 2001	61	35
4. Hayle Guess, 2007	62	25
5. Nakita Boyce, 2007	61	20

### TOTAL BASES

Name	G	TB
1. Iyhia McMichael, 2003	64	149
2. Keri McCallum, 1999	67	130
3. Kellie Wilkerson, 2001	61	128
4. Chelsea Bramlett, 2009	56	99
5. Courtney Bures, 2007	61	93

### RUNS BATTED IN

Name	G	RBI
1. Iyhia McMichael, 2003	64	63
2. Courtney Bures, 2007	61	56
3. Michelle Gates, 1999	65	40
4. Jennifer Waterman, 2003	52	37
5. Hayle Guess, 2007	62	35

### BASES ON BALLS

Name	G	BB
1. Kellie Wilkerson, 2001	61	48
2. Iyhia McMichael, 2003	64	38
3. Katie Cooley, 2006	57	31
4. Brittany Bell, 2010	54	24
5. Jennifer Waterman, 2003	52	23

### EARNED RUN AVERAGE

Name	ER	IP	ERA
1. Autumn Anderson, 1999	42	275.2	1.07
2. Stephanie Comeaux, 2006	39	155.2	1.75
3. Alicia Judd, 1997	41	143.1	2.00
4. Kelsey Nurnberg, 2008	56	173.1	2.26
5. Melissa Massey, 2004	63	180.0	2.45

### INNINGS PITCHED

Name	APP	IP
1. Autumn Anderson, 1998	50	275.2
2. Melissa Massey, 2004	37	180.0
3. Kelsey Nurnberg, 2008	38	173.1
4. Stephanie Comeaux, 2006	29	155.2
5. Alicia Judd, 1997	24	143.1

### STRIKEOUTS

Name	APP	IP	SO
1. Autumn Anderson, 1998	50	275.2	246
2. Melissa Massey, 2004	37	180.0	115
3. Kelsey Nurnberg, 2008	38	173.1	98
4. Stephanie Comeaux, 2006	29	155.2	90
5. Misty Flesher, 2011	37	92.0	59

## SENIORS

### AT-BATS

Name	G	AB
1. Keri McCallum, 2000	71	243
2. Karrie Rider, 2000	71	216
3. Michelle Gates, 2000	69	211
4. Jenny Hehnke, 2000	69	210
5. Jennifer Nelson, 2003	64	208

### RUNS

Name	G	R
1. Iyhia McMichael, 2004	65	83
2. Keri McCallum, 2000	71	64
3. Chelsea Bramlett, 2010	55	56
4. Kellie Wilkerson, 2002	66	51
5. Ali Bainbridge, 2011	56	48

### HITS

Name	G	H
1. Keri McCallum, 2000	71	100
2. Chelsea Bramlett, 2010	55	98
3. Iyhia McMichael, 2004	65	87
4. Courtney Bures, 2008	63	74
5. Kate Jaspers, 2004	63	73

### BATTING AVERAGE

Name	G	H	AB	BA
1. Chelsea Bramlett, 2010	55	98	183	.536
2. Iyhia McMichael, 2004	65	87	183	.475
3. Kellie Wilkerson, 2002	66	80	191	.419
4. Keri McCallum, 2000	71	100	243	.412
5. Courtney Bures, 2008	63	74	186	.398

### DOUBLES

Name	G	2B
1. Kellie Wilkerson, 2002	66	18
2. Iyhia McMichael, 2004	65	16
3. Courtney Bures, 2008	63	14
4. Chelsea Raines, 2011	56	13
Courtney Nesbit, 2011	56	13

### TRIPLES

Name	G	3B
1. Keri McCallum, 2000	71	11
2. Iyhia McMichael, 2004	65	10
3. Jennifer Nelson, 2003	64	7
4. Chelsea Bramlett, 2010	55	6
5. Michelle Gates, 2000	69	4
Hayle Guess, 2008	63	4
Nakita Boyce, 2008	63	4
Ali Bainbridge, 2011	56	4

### HOME RUNS

Name	G	HR
1. Iyhia McMichael, 2004	65	10
2. Kellie Wilkerson, 2002	66	9
3. Melanie Morgan, 1985	38	8
Courtney Nesbit, 2011	56	8
4. Jennifer Jessup, 2005	64	7
Hayle Guess, 2008	63	7

### SLUGGING PERCENTAGE

Name	G	TB	AB	SLG%
1. Iyhia McMichael, 2004	65	153	183	.836
2. Kellie Wilkerson, 2002	66	129	191	.675
3. Chelsea Bramlett, 2010	55	113	183	.617
4. Keri McCallum, 2000	71	145	243	.597
5. Ali Bainbridge, 2011	56	89	159	.593

### STOLEN BASES

Name	G	SB
1. Chelsea Bramlett, 2010	55	61
2. Iyhia McMichael, 2004	65	41
3. Keri McCallum, 2000	71	31
4. Nakita Boyce, 2008	63	22
5. Michelle Gates, 2000	69	20
Ali Bainbridge, 2011	56	20

### TOTAL BASES

Name	G	TB
1. Iyhia McMichael, 2004	65	153
2. Keri McCallum, 2000	71	145
3. Kellie Wilkerson, 2002	66	129
4. Chelsea Bramlett, 2010	55	113
5. Courtney Bures, 2008	63	107

### RUNS BATTED IN

Name	G	RBI
1. Jennifer Waterman, 2004	64	55
2. Kate Jaspers, 2004	63	47
3. Courtney Bures, 2008	63	46
4. Karrie Rider, 2000	71	43
5. Iyhia McMichael, 2004	65	42
Courtney Nesbit, 2011	56	42

### BASES ON BALLS

Name	G	BB
1. Iyhia McMichael, 2004	65	51
2. Kellie Wilkerson, 2002	66	50
3. Ali Bainbridge, 2011	56	40
4. Courtney Bures, 2008	63	27
5. Cheri Smith, 2001	59	24
Jennifer Waterman, 2004	64	24

### EARNED RUN AVERAGE

Name	ER	IP	ERA
1. Vicki Bonar, 1985	30	132.0	1.59
2. Alicia Judd, 1998	35	129.1	1.89
3. Sara Hickerson, 2007	28	100.2	1.95
4. Kelli Miller, 2007	47	165.0	1.99
5. Autumn Anderson, 1999	77	254.0	2.12
6. Kasey Whitehead, 2002	85	221.1	2.68

### INNINGS PITCHED

Name	APP	IP
1. Autumn Anderson, 1999	51	254.0
2. Kasey Whitehead, 2002	53	221.2
3. Kelli Miller, 2007	38	165.0
4. Vicki Bonar, 1985	22	132.0
5. Alicia Judd, 1997	24	129.1

### STRIKEOUTS

Name	APP	IP	SO
1. Autumn Anderson, 1999	51	254.0	160
2. Kasey Whitehead, 2002	61	221.2	95
3. Kelli Miller, 2007	38	165.0	85
4. Kelsey Nurnberg, 2009	32	124.1	84
5. Kellie Wilkerson, 2002	53	74.2	77

# A NEW ERA OF BULLDOG SOFTBALL





## CHELSEA BRAMLETT

First Team All-American | 2007-2010

Chelsea Bramlett was the second player in Southeastern Conference history to earn NFCA First-Team All-America honors all four years of her career... The Cordova, Tenn., native finished her career with the SEC's top batting average for a season (.536) and a career (.461)... She also capped her time in Mississippi's college town by setting six school career records, including a 207-stolen base mark that at the time topped the SEC annals and ranks second in NCAA history... A four-time All-SEC honoree and 2007 SEC Freshman of the Year, Bramlett was named the NFCA/Diamond Sports Division I Catcher of the Year three times and the adidas Golden Shoe Award winner twice... During her senior season, she was named a Top-10 finalist for USA Softball Player of the Year after being selected to the Top 25 the previous two years... She was also selected a Top 10 finalist for the 2010 Lowe's Senior CLASS Award and the ESPN The Magazine/CoSIDA Academic All-America of the Year.





## COURTNEY BURES

2008 First Team | 2005 First Team

Bures closed her career with her second NFCA First-Team All-American award after being named to the first team following a stellar freshman campaign in which she was named the SEC Freshman of the Year... The Haymarket, Va., native closed her career with a .352 career batting average and the school record for career RBI with 193... Bures, a member of the Team USA squad that won the 2009 Japan Cup, also ranks in the school's career top five in batting average, runs scored, hits, doubles, triples, home runs, total bases, walks and intentional bases on balls and hit by a pitch... She also holds the career assists record.



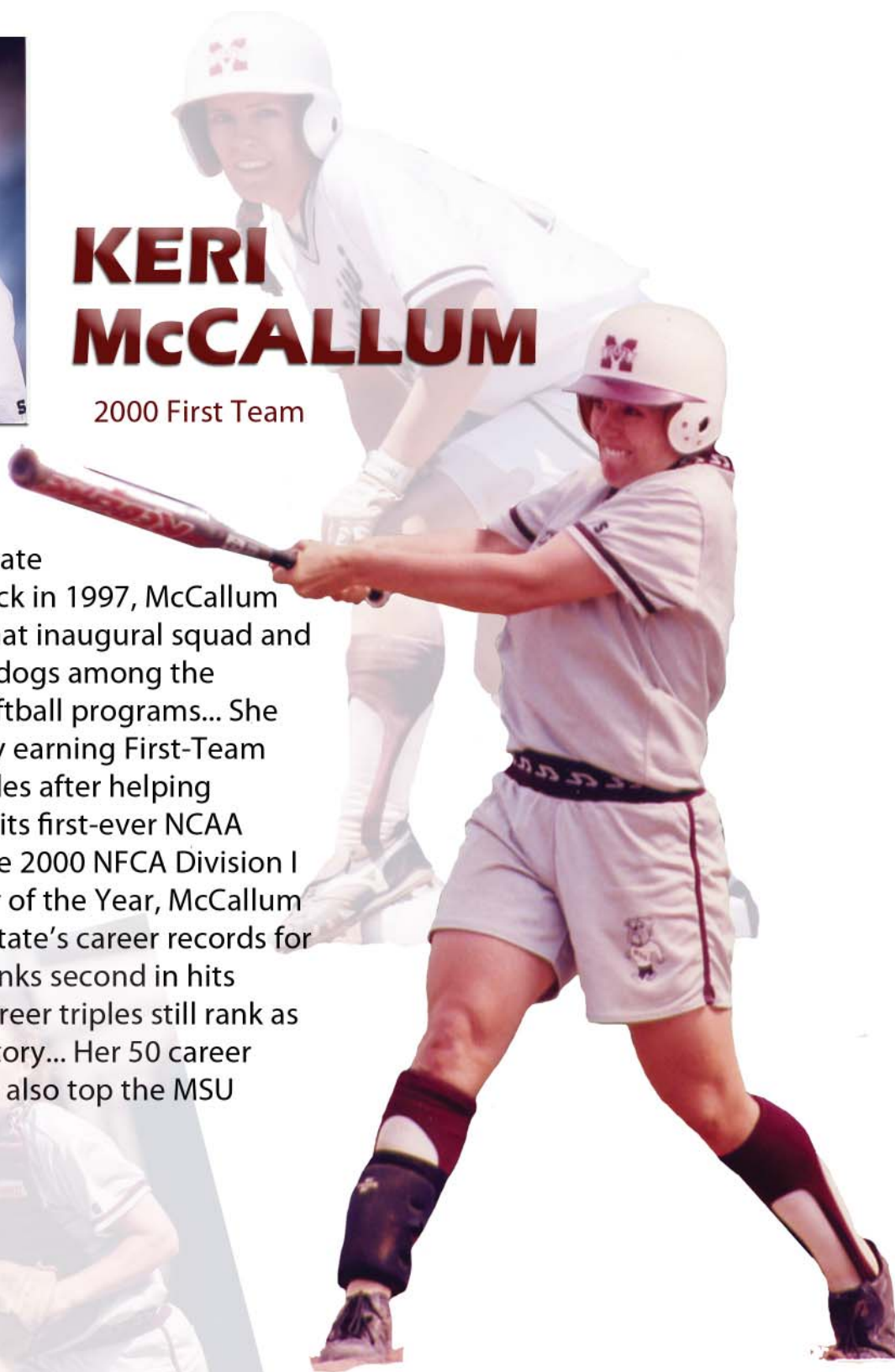




## KERI McCALLUM

2000 First Team

When Mississippi State brought softball back in 1997, McCallum was a member of that inaugural squad and helped put the Bulldogs among the nation's premier softball programs... She closed her career by earning First-Team All-America accolades after helping Mississippi State to its first-ever NCAA Regional berth... The 2000 NFCA Division I and Overall Catcher of the Year, McCallum continues to hold State's career records for at-bats (818) and ranks second in hits (319), and her 38 career triples still rank as the most in SEC history... Her 50 career game-winning runs also top the MSU career charts.



# ALL-AMERICANS



## IYHIA McMICHAEL

2004 First Team | 2003 First Team

Arguably one of the most-heralded players in Mississippi State softball history, McMichael earned a pair of First-Team All-America accolades while helping the Bulldogs to three-straight NCAA Regionals from 2002-04... McMichael still hails as the only player to earn consecutive SEC Player of the Year accolades... She was named one of three finalists for USA Softball Player of the Year in 2004, a year after making the Top 10... McMichael holds single-season school records for runs scored (83 in 2004), home runs (18 in 2004), slugging percentage (.836 in 2004), stolen base percentage (.97 in 2003) and walks (51 in 2004)... She ranks second on the career charts in RBI, home runs and walks.



# A NEW ERA OF BULLDOG SOFTBALL

MISSISSIPPI  
STATE



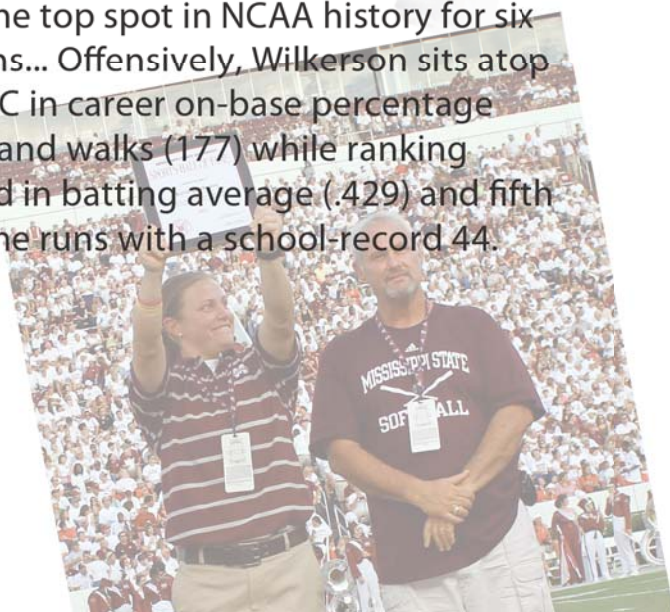
# ALL-AMERICANS



## KELLIE WILKERSON

2002 Second Team | 2001 First Team  
2000 First Team | 1999 Second Team

Wilkerson earned four All-America honors following a stellar career that placed her among the elite in school, Southeastern Conference and NCAA history... Her outstanding career earned her the prestigious honor of being the first Bulldog softball player inducted into the Mississippi State Sports Hall of Fame... Wilkerson led Mississippi State to a pair of NCAA Regional appearances while earning a pair of first team and second team all-America honors... She still stands as the SEC and NCAA leader for saves in a career with 32... Her SEC-best 14 saves in 2002 held the top spot in NCAA history for six seasons... Offensively, Wilkerson sits atop the SEC in career on-base percentage (.544) and walks (177) while ranking second in batting average (.429) and fifth in home runs with a school-record 44.



# MISSISSIPPI STATE SOFTBALL

# ALL-TIME RESULTS

## FORMER COACHES

### LYNN KEISER

1982-83 • 8-31 (.205)



Keiser led State in the early years of the program, transforming the Bulldogs from a slowpitch program in 1981 to a competitive fastpitch team in 1982. Keiser also amassed a 13-55 (.191) record as head coach of Mississippi State's volleyball team from 1981-82.

### VIVIAN LANGLEY

1984-86 • 66-45 (.595)



Langley, who amassed a 34-78 (.304) mark as State's volleyball coach from 1983-85, led the Bulldogs to their first winning season in 1985, then guided the Maroon and White to another winning campaign in 1986 before the discontinuation of the program.

### KATHY ARENDSSEN

1997-02 • 220-160 (.579)



Having reintroduced the sport to State's varsity program in 1997, Arendsen led the Bulldogs to the championship game of the 1998 SEC Tournament before a 44-win campaign in 2000 helped the Bulldogs secure their first postseason berth. Arendsen coached 14 all-SEC and 12 all-American athletes in her

six-year career in Starkville. A 13-time ASA all-American as a player, she also had 48 of her players named to the SEC academic honor roll during her tenure.

### JAY MILLER

2003-2011 • 295-253 (.538)



Miller secured NCAA postseason bids in six of his nine seasons in Starkville. He became the Bulldogs' winningest coach in 2009 after securing his 900th career victory during the 2008 season. Named the United States National Team head coach for the 2009-2012 quadrennium, Miller coached three all-Americans

at MSU, with three of his players earning SEC Athlete and SEC Freshman of the Year accolades. In 2008, Miller became just the third Southeastern Conference coach to be inducted into the National Fastpitch Coaches Association Hall of Fame.

## 1982

2-18 Overall  
Home: 2-4 • Away: 0-2 • Neutral: 0-12

3/10	at LSU	L, 0-14
3/10	at LSU	L, 7-8
3/11	! Stephen F. Austin	L, 0-10
3/12	! Kent State	L, 3-10
3/12	! Kent State	L, 8-9
3/19	LA-LAFAYETTE	W, 13-3
3/19	LA-LAFAYETTE	L, 9-15
3/20	CARTHAGE COLLEGE	W, 6-1
3/20	CARTHAGE COLLEGE	L, 13-16
3/25	# Oklahoma State	L, 0-2
3/25	# Utah	L, 0-9
3/26	# Iowa State	L, 1-12
3/26	# Nebraska-Omaha	L, 0-8
3/27	# Idaho State	L, 0-8
4/2	\$ NE Missouri State	L, 2-3
4/2	\$ Oklahoma State	L, 1-9
4/3	\$ Kansas	L, 1-9
4/3	\$ Iowa	L, 1-6
4/20	LSU	L, 2-3
4/20	LSU	L, 1-4

! LSU Tournament (Baton Rouge, La.); # Oklahoma Invitational (Bartlesville, Okla.); \$ Southwest Missouri State Invitational (Springfield, Mo.).

## 1983

6-13 Overall  
Home: 3-5 • Away: 2-2 • Neutral: 1-6

2/26	at La-Lafayette	L, 1-2
2/26	at La-Lafayette	L, 1-6
3/13	LA-MONROE	L, 0-3
3/13	LA-MONROE	W, 4-3
3/15	! Eastern Connecticut	L, 1-2
3/15	! Fairleigh Dickinson	W, 21-6
3/16	! Trenton	L, 0-5
3/16	! Rhode Island	L, 5-9
3/22	SOUTHERN MISS	W, 3-0
3/22	SOUTHERN MISS	W, 4-3
4/9	NICHOLLS STATE	L, 2-4
4/9	NICHOLLS STATE	L, 2-4
4/12	at Southern Miss	W, 3-0
4/12	at Southern Miss	W, 5-4
4/15	# Illinois State	L, 0-2
4/15	# Texas-Arlington	L, 2-7
4/16	# Oklahoma	L, 0-4
4/23	LOUISIANA TECH	L, 0-4
4/23	LOUISIANA TECH	L, 0-9

! South Carolina State Invitational (Columbia, S.C.); # Louisiana Tech Invitational (Ruston, La.)

## 1984

11-20 Overall  
Home: 5-11 • Away: 4-6 • Neutral: 2-3

3/3	at Northwestern State	W, 2-1
3/3	at Northwestern State	L, 3-7
3/7	FLORIDA A&M	W, 11-0
3/7	FLORIDA A&M	W, 11-8
3/8	FLORIDA STATE	L, 0-1 (9)
3/8	FLORIDA STATE	L, 2-6
3/10	LOUISIANA TECH	L, 0-4
3/10	LOUISIANA TECH	L, 1-9
3/16	! at Florida State	L, 0-5
3/16	! George Mason	L, 8-13
3/17	! Florida A&M	W, 5-2
3/19	WESTERN ILLINOIS	L, 7-8 (8)
3/19	WESTERN ILLINOIS	L, 0-1 (10)
3/22	MICHIGAN STATE	L, 3-11
3/22	MICHIGAN STATE	L, 1-6
3/23	LUTHER COLLEGE	W, 3-2
3/23	LUTHER COLLEGE	L, 4-6
4/3	at Southern Miss	W, 6-6
4/3	at Southern Miss	W, 3-2
4/7	LA-LAFAYETTE	L, 0-1
4/7	LA-LAFAYETTE	L, 2-3
4/10	at La-Monroe	L, 2-3
4/10	at La-Monroe	L, 0-1
4/13	# William Woods	L, 0-1
4/13	# SE Missouri State	L, 0-2
4/14	# Arkansas State	W, 8-4
4/14	# at Kentucky Wesleyan	W, 4-3
4/17	SOUTHERN MISS	W, 4-1
4/17	SOUTHERN MISS	W, 5-0
4/25	at Nicholls State	L, 3-7
4/25	at Nicholls State	L, 8-13

! FSU Invitational (Tallahassee, Fla.); # Kentucky Wesleyan Invitational (Owensboro, Ky.)

## 1985

28-14 Overall  
Home: 11-5 • Away: 7-3 • Neutral: 10-6

3/9	KENTUCKY WESLEYAN	W, 8-5
3/9	KENTUCKY WESLEYAN	W, 7-2
3/15	! GEORGIA STATE	W, 17-1
3/15	! WEST GEORGIA	W, 12-0
3/16	! TENNESSEE TECH	W, 25-3
3/16	! MISS. UNIV. FOR WOMEN	L, 1-10
3/19	SOUTHERN MISS	L, 3-5 (8)
3/19	SOUTHERN MISS	L, 4-5 (9)
3/20	SW MISSOURI STATE	L, 0-1
3/20	SW MISSOURI STATE	W, 4-2
3/22	\$ Nicholls State	L, 2-3 (9)
3/22	\$ Florida A&M	L, 0-1
3/23	\$ Ohio State	L, 2-3
3/23	\$ Western Illinois	L, 3-5
3/23	\$ Maine	W, 7-0
3/26	ARKANSAS STATE	W, 12-0
3/26	ARKANSAS STATE	W, 11-2
3/29	? Southern Miss	W, 4-0
3/29	? Grambling	W, 11-2
3/30	? West Georgia	W, 14-2
3/30	? at Miss. Univ. For Women	W, 5-0
4/2	NICHOLLS STATE	W, 3-2
4/2	NICHOLLS STATE	L, 3-5
4/4	at Southern Miss	W, 6-1
4/4	at Southern Miss	W, 9-1
4/9	MISS. UNIV. FOR WOMEN	W, 7-1
4/9	MISS. UNIV. FOR WOMEN	W, 7-2
4/12	# Miss. Univ. For Women	W, 3-2
4/12	# Kentucky Wesleyan	W, 4-2
4/13	# Illinois Central JC	W, 5-3
4/13	# Akron	L, 0-2
4/19	at Louisiana Tech	L, 0-3
4/19	at Louisiana Tech	L, 2-5
4/20	at Grambling	W, 6-5
4/20	at Grambling	W, 11-1
4/23	at Miss. Univ. For Women	L, 1-5
4/23	at Miss. Univ. For Women	W, 5-1
4/26	^ at Tennessee Tech	W, 11-2
4/26	^ Cleveland State JC	W, 5-2
4/27	^ Lincoln College	W, 7-4
4/28	* #10 South Carolina	L, 3-7 (9)
4/28	* #10 South Carolina	W, 5-4 (9)

! MSU Invitational (Starkville); \$ FSU Invitational (Tallahassee, Fla.); ? MUW Tournament (Columbus, Miss.); # Kentucky Wesleyan Invitational (Owensboro, Ky.); ^ Tennessee Tech Tournament (Cookeville, Tenn.); \* Cookeville, Tenn.

## 1986

27-11 Overall  
Home: 13-5 • Away: 8-2 • Neutral: 6-4

2/28	! Texas A&M	L, 0-6
2/28	! La-Lafayette	L, 1-2
3/1	! Texas State	W, 5-3
3/1	! Toledo	L, 0-2
3/7	SW MISSOURI STATE	L, 0-2
3/7	SW MISSOURI STATE	L, 3-10
3/8	KENTUCKY WESLEYAN	W, 3-0
3/8	KENTUCKY WESLEYAN	W, 11-2
3/18	BRADLEY	W, 2-1
3/18	BRADLEY	L, 0-6
3/20	# Eastern Michigan	W, 1-0
3/20	# West Florida	W, 4-0
3/21	# at Florida State	L, 1-3
3/21	# Ohio State	W, 3-2
3/25	at Southern Miss	W, 5-4
3/25	at Southern Miss	W, 3-1
3/28	\$ GEORGIA STATE	W, 2-0
3/28	\$ SOUTHERN MISS	W, 4-2
3/29	\$ ST. MARY'S (NE)	W, 11-1
3/29	\$ ARKANSAS STATE	W, 15-0
4/1	at Delta State	W, 11-1
4/1	at Delta State	W, 9-2
4/4	MISS. UNIV. FOR WOMEN	W, 6-5
4/4	MISS. UNIV. FOR WOMEN	W, 10-0
4/7	at La-Lafayette	W, 3-0
4/7	at La-Lafayette	W, 5-1
4/10	at Arkansas State	W, 12-4
4/10	at Arkansas State	W, 9-0
4/12	LOUISIANA TECH	L, 1-2
4/12	LOUISIANA TECH	L, 0-1
4/18	% Central OK. State	W, 3-2
4/18	% at Texas-Arlington	L, 2-3
4/19	% North Texas	W, 6-3
4/19	% Oklahoma City	L, 2-3
4/22	DELTA STATE	W, 11-1
4/22	DELTA STATE	W, 6-2
4/23	SOUTHERN MISS	W, 3-2
4/23	SOUTHERN MISS	W, 5-1

! Budweiser Bayou Classic (Thibodaux, La.); # FSU Invitational (Tallahassee, Fla.); \$ MSU Invitational (Starkville); % Texas-Arlington Tournament (Arlington, Texas).

## 1997

30-26 Overall • 11-17 SEC (8th, 5th SEC West)  
Home: 13-12 • Away: 7-8 • Neutral: 10-6

2/21	# Nicholls State	L, 0-6
2/21	# Tennessee-Martin	W, 4-1
2/22	# Alcorn State	W, 19-0 (5)
2/22	# Tulsa	L, 0-1
2/23	# at La-Monroe	L, 1-5
2/23	# Tulsa	W, 7-2
2/23	# Northern Illinois	L, 1-2
2/26	SAMFORD	W, 4-0
2/26	SAMFORD	W, 4-0
3/1	\$ Alabama State	W, 30-0 (5)
3/1	\$ Tennessee State	W, 9-0 (5)
3/1	\$ at Troy State	W, 3-2
3/2	\$ Tennessee State	W, 12-1 (6)
3/2	\$ Alabama State	W, 18-0 (5)
3/2	\$ at Troy State	W, 1-0
3/6	OLE MISS	L, 2-3
3/6	OLE MISS	W, 2-1 (8)
3/14	? New Mexico	W, 4-0
3/14	? St. Mary's	W, 1-0
3/14	? Colorado State	L, 6-11
3/15	? Missouri	L, 3-4 (8)
3/15	? New Mexico	W, 7-2
3/15	? Notre Dame	L, 3-8
3/20	at Samford	W, 6-1
3/20	at Samford	W, 7-1
3/22	#4 SOUTH CAROLINA	L, 0-4 (8)
3/22	#4 SOUTH CAROLINA	L, 3-5
3/25	MCNEESE STATE	W, 3-2
3/26	GEORGIA	W, 5-2
3/26	GEORGIA	W, 8-7 (10)
3/28	ARKANSAS	W, 3-2
3/28	ARKANSAS	L, 0-4
3/29	ARKANSAS	L, 4-10
3/29	ARKANSAS	L, 1-2
4/4	at LSU	L, 0-2
4/4	at LSU	L, 1-9 (6)
4/11	at Kentucky	W, 6-1 (8)
4/11	at Kentucky	W, 12-7 (11)
4/13	at Tennessee	W, 5-4 (8)
4/13	at Tennessee	L, 0-11 (5)
4/18	at Alabama	L, 2-5 (8)
4/18	at Alabama	L, 0-8
4/19	ALABAMA	L, 2-5
4/19	ALABAMA	W, 2-1
4/23	LA-MONROE	L, 0-6
4/23	LA-MONROE	W, 1-0
4/25	LOUISIANA TECH	L, 2-5
4/25	LOUISIANA TECH	W, 3-2 (10)
4/26	FLORIDA	L, 1-3
4/26	FLORIDA	W, 6-5
4/30	at Ole Miss	L, 0-1 (9)
4/30	at Ole Miss	L, 1-4
5/3	AUBURN	W, 6-3
5/3	AUBURN	W, 4-0
5/4	AUBURN	L, 4-5
5/4	AUBURN	L, 1-4

# NLU Mardi Gras Classic (Monroe, La.); # Troy State Invitational (Troy, Ala.); ? NIST Tournament (San Jose, Calif.).

## 1998

36-21 Overall • 15-11 SEC (T-4th, 3rd SEC West)  
Home: 16-9 • Away: 12-6 • Neutral: 8-6

2/14	NORTHWESTERN STATE	L, 1-3
2/14	NORTHWESTERN STATE	W, 3-1
2/15	NORTHWESTERN STATE	W, 5-0
2/20	# JACKSONVILLE STATE	W, 7-0
2/21	# #13 MISSOURI	L, 4-7 (10)
2/21	# CHATTANOOGA	W, 8-0 (6)
2/26	& Cal Poly-SLO	L, 2-5 (8)
2/28	& Evansville	W, 7-2
2/28	& at UC Santa Barbara	L, 9-13 (9)
3/5	! #16 Iowa	L, 2-4
3/5	! Florida A&M	L, 3-8
3/6	! Western Michigan	W, 5-1
3/6	! at #7 South Florida	L, 0-1
3/7	! Chattanooga	W, 6-0
3/7	! Hofstra	W, 8-3
3/7	! #2 Michigan	L, 1-2 (8)
3/11	at Florida	W, 3-1
3/11	at Florida	L, 0-1
3/14	SIENA COLLEGE	W, 2-0
3/14	SIENA COLLEGE	W, 6-0
3/22	at Georgia	W, 7-4 (9)
3/22	at Georgia	L, 2-4
3/24	GEORGIA SOUTHERN	W, 7-1
3/24	GEORGIA SOUTHERN	W, 9-1 (5)
3/27	at Arkansas	W, 6-0
3/27	at Arkansas	L, 1-2 (8)
3/28	at Arkansas	W, 3-2 (9)
3/28	at Arkansas	W, 6-2
4/1	at Ole Miss	W, 7-0
4/1	at Ole Miss	W, 5-3
4/3	#14 LSU	W, 3-2
4/3	#14 LSU	L, 1-2
4/4	#14 LSU	L, 3-7
4/4	#14 LSU	L, 3-4
4/8	DELTA STATE	W, 1-0
4/10	KENTUCKY	L, 0-1
4/10	KENTUCKY	L, 0-1
4/11	TENNESSEE	W, 3-0
4/11	TENNESSEE	L, 2-3



# ALL-TIME RESULTS

4/14	at La-Monroe	W, 11-0 (6)
4/14	at La-Monroe	W, 7-5
4/19	ALABAMA	W, 5-4
4/19	ALABAMA	L, 1-4
4/21	SAMFORD	W, 3-2 (10)
4/21	SAMFORD	W, 5-0
4/25	OLE MISS	W, 11-0 (5)
4/25	OLE MISS	W, 4-3
5/1	at Auburn	L, 0-2
5/1	at Auburn	W, 1-0
5/2	at Auburn	W, 6-2
5/2	at Auburn	W, 3-2 (10)
5/8	@ South Carolina	L, 0-2
5/8	@ Georgia	W, 3-2
5/9	@ South Carolina	W, 3-0
5/9	@ Florida	W, 1-0
5/10	@ Florida	W, 1-0
5/10	@ Alabama	L, 4-5 (9)

# MSU Classic (Starkville); & UCSB-Dudley Invitational (Santa Barbara, Calif.); ! Speedline Classic (Tampa, Fla.); @ SEC Tournament (Columbus, Ga.).

## 1999

**38-29 Overall • 15-15 SEC (6th, 4th SEC West)**  
Home: 21-6 • Away: 6-14 • Neutral: 11-9

2/6	at Northwestern State	L, 0-1
2/6	at Northwestern State	W, 3-1
2/7	at Centenary	W, 4-1
2/12	% California	L, 4-6
2/12	% #4 UCLA	L, 0-5
2/12	% New Mexico State	W, 4-2
2/13	% UNLV	W, 9-1 (5)
2/13	% Utah State	W, 7-2
2/19	! NORTHWESTERN STATE	W, 6-1
2/19	! EVANSVILLE	L, 2-3 (8)
2/20	! CHATTANOOGA	W, 3-1
2/21	! EVANSVILLE	W, 1-0 (8)
2/27	! JACKSONVILLE STATE	L, 3-6
2/27	! JACKSONVILLE STATE	W, 4-0
3/4	^ Georgia	W, 5-1
3/4	^ Florida State	W, 2-1
3/5	^ #14 Michigan	L, 3-9
3/5	^ Hofstra	W, 4-1
3/6	^ Florida Atlantic	W, 10-2
3/6	^ New Mexico State	W, 7-0
3/7	^ Michigan State	W, 4-2
3/7	^ #14 Michigan	L, 3-4
3/12	\$ Jacksonville State	L, 6-7 (8)
3/12	\$ Kentucky	L, 1-3
3/12	\$ Southern Miss	L, 0-4
3/19	at Ole Miss	L, 4-5 (11)
3/19	at Ole Miss	L, 1-4
3/20	at Ole Miss	W, 8-0 (5)
3/20	at Ole Miss	L, 0-8 (6)
3/26	#10 SOUTH CAROLINA	L, 0-1
3/26	#10 SOUTH CAROLINA	W, 5-2
3/27	GEORGIA	W, 5-1
3/27	GEORGIA	W, 2-1 (9)
4/2	ARKANSAS	W, 5-2
4/2	ARKANSAS	W, 4-0
4/3	ARKANSAS	W, 7-2
4/3	ARKANSAS	W, 4-2
4/6	DELTA STATE	W, 7-1
4/9	at #10 LSU	L, 0-1
4/9	at #10 LSU	L, 1-5
4/10	at #10 LSU	L, 2-5
4/10	at #10 LSU	L, 4-5
4/15	LA-MONROE	W, 9-1 (5)
4/15	LA-MONROE	W, 3-2 (9)
4/17	at Kentucky	L, 4-5
4/17	at Kentucky	W, 12-0
4/18	at Tennessee	L, 1-9 (6)
4/18	at Tennessee	L, 7-11
4/21	at Georgia Tech	W, 5-0
4/23	at Alabama	W, 8-7 (8)
4/23	at Alabama	L, 4-5
4/24	at Alabama	L, 5-6
4/24	at Alabama	L, 4-7
4/29	SAMFORD	W, 4-0
4/29	SAMFORD	W, 4-1
4/30	FLORIDA	L, 4-7 (9)
4/30	FLORIDA	W, 6-2



Mississippi State softball returned from a 10-year hiatus when the SEC started fast-pitch softball in 1997. The Bulldogs finished that inaugural season with 30 victories.

5/2	#6 LA-LAFAYETTE	L, 1-7
5/2	#6 LA-LAFAYETTE	L, 2-4
5/7	AUBURN	W, 4-3
5/7	AUBURN	W, 8-0 (5)
5/8	AUBURN	W, 8-0 (5)
5/8	AUBURN	W, 4-3
5/13	+ Alabama	W, 6-3
5/14	+ #24 Tennessee	L, 2-4
5/15	+ #14 South Carolina	W, 2-1
5/16	+ #7 LSU	L, 0-2 (9)

% Fiesta Bowl Tournament (Phoenix, Ariz.); ! MSU Bulldog Classic (Starkville); ^ Speedline Invitational (Tampa, Fla.); \$ Frost Cutlery Tournament (Chattanooga, Tenn.); + SEC Tournament (Columbus, Ga.).

## 2000

**44-27 Overall • 17-13 SEC (4th, 4th SEC West)**

**NCAA REGIONAL 1**

Home: 19-11 • Away: 11-6 • Neutral: 14-10

2/11	! Texas A&M	W, 3-2
2/11	! #3 Fresno State	L, 2-4
2/12	! Cal St. Fullerton	L, 1-5
2/12	! Utah	L, 6-8 (9)
2/13	! Utah State	W, 5-4
2/18	# NORTHWESTERN STATE	W, 3-2
2/18	# WINTHROP	W, 9-3
2/19	# CHATTANOOGA	W, 7-5
2/19	# BELMONT	W, 8-0 (6)
2/20	# AUSTIN PEAY	W, 10-1 (5)
2/26	! TENNESSEE TECH	W, 7-4
2/26	! TENNESSEE TECH	W, 5-0
3/3	% #5 Oklahoma	L, 4-12 (6)
3/3	% #9 Stanford	W, 2-1 (9)
3/4	% Massachusetts	W, 7-0
3/4	% Florida State	W, 4-0
3/5	% #9 Stanford	W, 1-5
3/9	\$ #25 North Carolina	W, 6-0
3/9	\$ Penn State	W, 2-0
3/10	\$ Georgia Southern	W, 4-3
3/10	\$ at South Florida	L, 2-4
3/11	\$ Massachusetts	W, 4-1
3/11	\$ Boston University	W, 4-2
3/11	\$ #17 Illinois-Chicago	W, 4-2
3/12	\$ #18 South Carolina	L, 1-2 (8)
3/15	JACKSONVILLE STATE	W, 6-0
3/15	JACKSONVILLE STATE	W, 5-1
3/17	OLE MISS	W, 4-3
3/17	OLE MISS	W, 7-4
3/18	OLE MISS	W, 3-1
3/18	OLE MISS	L, 0-6
3/22	UAB	W, 4-1
3/24	at #17 South Carolina	L, 1-2 (9)
3/24	at #17 South Carolina	W, 6-2
3/25	at Georgia	W, 8-6
3/25	at Georgia	W, 3-2
3/31	at Arkansas	L, 1-2
3/31	at Arkansas	W, 1-0
4/1	at Arkansas	W, 4-3 (8)
4/1	at Arkansas	W, 4-0
4/5	#10 SOUTHERN MISS	L, 0-2
4/5	#10 SOUTHERN MISS	W, 2-1
4/7	#8 LSU	L, 0-8 (5)
4/7	#8 LSU	L, 4-8 (10)
4/8	#8 LSU	L, 4-9
4/8	#8 LSU	L, 1-7
4/11	at La-Monroe	L, 1-2
4/11	at La-Monroe	W, 3-2
4/14	TENNESSEE	W, 6-1
4/14	TENNESSEE	W, 3-1
4/15	KENTUCKY	W, 6-2
4/15	KENTUCKY	W, 7-3
4/19	GEORGIA TECH	W, 3-2
4/21	#10 ALABAMA	L, 2-5
4/21	#10 ALABAMA	L, 6-7 (9)
4/22	#10 ALABAMA	L, 0-9 (6)
4/22	#10 ALABAMA	L, 2-4
4/25	SAMFORD	L, 0-2
4/28	at Florida	L, 3-11 (5)
4/28	at Florida	W, 3-1
4/30	at Auburn	W, 3-2
4/30	at Auburn	W, 9-4
5/1	at Auburn	L, 2-5
5/1	at Auburn	W, 10-2 (6)



In its fourth year back on the field, the 2000 Mississippi State team won a school-record 44 games during a season that culminated in the program's inaugural NCAA Tournament appearance.

5/11	@ Arkansas	L, 1-2
5/12	@ Auburn	W, 9-3
5/13	@ #11 Alabama	L, 3-4
5/18	& Chattanooga	W, 6-1
5/19	& Utah	W, 11-3 (6)
5/20	& #1 Washington	L, 1-4
5/20	& Utah	L, 1-4

! Fiesta Bowl Tournament (Phoenix, Ariz.); % NFCA Leadoff Classic (Columbus, Ga.); # MSU Bulldog Classic (Starkville); \$ Speedline Invitational (Tampa, Fla.); @ SEC Tournament (Columbus, Ga.); & NCAA Regional I (Seattle, Wash.).

## 2001

**36-26 Overall • 19-11 SEC (3rd, 3rd SEC West)**

Home: 19-7 • Away: 12-9 • Neutral: 5-10

2/6	BELMONT	W, 9-0 (5)
2/6	BELMONT	W, 6-1
2/9	! #16 Oregon State	L, 0-3
2/9	! at Texas A&M-CC	W, 8-0 (5)
2/10	! Texas State	W, 4-2
2/10	! #16 Oregon State	L, 0-1 (8)
2/11	! Texas State	L, 0-5
2/17	\$ SOUTHERN ILLINOIS	L, 2-3
2/17	\$ WINTHROP	W, 14-2 (5)
2/18	\$ TENNESSEE TECH	W, 1-0 (8)
2/18	DREXEL	W, 4-1
2/20	LA-MONROE	W, 2-1 (9)
2/20	LA-MONROE	W, 8-5
2/23	^ at UNLV	L, 2-3
2/23	^ at UNLV	L, 0-2
2/24	^ Penn State	L, 3-8
2/24	^ Penn State	L, 5-6
3/1	#18 MICHIGAN	L, 1-3
3/8	& Georgia Southern	W, 3-2 (9)
3/8	& Utah	L, 2-3
3/9	& Michigan State	W, 6-2
3/9	& Texas Tech	L, 0-1
3/10	& Temple	W, 3-0
3/10	& Florida Atlantic	L, 2-3
3/14	at Florida	L, 0-6
3/14	at Florida	L, 4-5
3/15	at Florida	W, 5-1
3/17	at #17 South Carolina	L, 1-7
3/17	at #17 South Carolina	W, 1-0
3/18	at #17 South Carolina	L, 0-2
3/23	GEORGIA	W, 4-2
3/24	GEORGIA	W, 6-5 (10)
3/24	GEORGIA	W, 8-7
3/27	at Ole Miss	W, 2-1
3/27	at Ole Miss	W, 7-5 (11)
3/28	at Ole Miss	W, 12-0 (5)
3/31	at Tennessee	W, 13-4
3/31	at Tennessee	W, 3-1
4/1	at Tennessee	W, 7-1
4/5	SOUTHERN MISS	L, 1-2
4/5	SOUTHERN MISS	W, 9-6
4/7	KENTUCKY	L, 1-8
4/7	KENTUCKY	W, 3-2
4/8	KENTUCKY	W, 7-3
4/11	#5 LSU	L, 0-8
4/11	#5 LSU	L, 0-5
4/12	#5 LSU	L, 1-2
4/14	AUBURN	W, 5-4
4/14	AUBURN	W, 7-2
4/15	AUBURN	W, 4-3
4/19	at Georgia Tech	W, 3-2
4/19	at Georgia Tech	W, 4-1 (10)
4/21	at #7 Alabama	L, 0-7
4/21	at #7 Alabama	L, 2-3
4/22	at #7 Alabama	L, 0-8 (6)
4/25	at Jacksonville State	W, 3-2
4/28	ARKANSAS	W, 2-1 (8)
4/28	ARKANSAS	W, 1-0
4/29	ARKANSAS	W, 3-0
5/10	@ Florida	W, 1-0
5/11	@ #3 LSU	L, 1-2
5/12	@ Arkansas	L, 2-7

## 2002

**36-31 Overall • 13-16 SEC (7th, 5th SEC West)**

**NCAA REGIONAL 3**

Home: 17-8 • Away: 7-12 • Neutral: 12-11

2/8	! #17 Texas State	W, 8-1
2/8	! Texas Tech	W, 12-4 (5)
2/9	! #1 Arizona	W, 7-1
2/9	! New Mexico State	W, 7-6 (8)
2/13	BELMONT	W, 11-0 (5)
2/13	BELMONT	W, 2-0
2/15	% SOUTHERN ILLINOIS	L, 0-2
2/15	% COLORADO STATE	W, 10-2 (6)
2/16	% SOUTHERN ILLINOIS	W, 5-3
2/16	% SOUTHERN MISS	L, 2-7
2/22	^ #8 Arizona State	W, 2-1
2/22	^ #10 Michigan	W, 3-2
2/23	^ Connecticut	L, 3-6
2/23	^ #18 Alabama	L, 0-4
2/24	^ #13 Fresno State	L, 1-3
2/27	OAKLAND	W, 5-0
2/27	OAKLAND	W, 10-1 (9)
3/1	& Texas	L, 0-1 (14)
3/3	& Kansas	L, 3-4
3/3	& at #18 Florida State	W, 2-0
3/7	? #13 Florida Atlantic	L, 0-6
3/7	? Central Michigan	L, 0-2
3/8	? North Carolina	W, 8-0 (5)
3/8	? Nicholls State	W, 8-0 (5)
3/9	? Temple	W, 6-0
3/9	? Florida International	W, 3-2 (8)
3/9	? #3 Stanford	L, 0-7
3/16	#24 SOUTH CAROLINA	L, 2-4
3/16	#24 SOUTH CAROLINA	L, 2-5
3/17	at #24 SOUTH CAROLINA	W, 11-10 (9)
3/19	at #4 LSU	L, 3-9
3/19	at #4 LSU	W, 8-7 (11)
3/20	at #4 LSU	L, 0-4
3/23	at #21 Georgia	L, 1-3
3/23	at #21 Georgia	W, 1-1
3/24	at #21 Georgia	W, 4-3
3/29	TENNESSEE	L, 0-2
3/29	TENNESSEE	W, 8-1
4/3	at Southern Miss	W, 6-2
4/3	at Southern Miss	L, 0-3
4/6	at Kentucky	L, 4-6
4/6	at Kentucky	L, 3-10
4/7	at Kentucky	W, 3-2
4/10	OLE MISS	W, 1-0
4/10	OLE MISS	W, 8-1
4/11	OLE MISS	W, 1-0
4/13	at Auburn	W, 2-1
4/13	at Auburn	L, 4-6
4/14	at Auburn	L, 1-3
4/18	GEORGIA TECH	W, 7-4
4/18	GEORGIA TECH	W, 3-0
4/20	#15 ALABAMA	L, 4-10
4/20	#15 ALABAMA	L, 4-8
4/21	#15 ALABAMA	L, 2-8
4/24	JACKSONVILLE STATE	W, 10-1 (5)
4/27	at Arkansas	L, 0-1
4/27	at Arkansas	L, 6-7
4/28	at Arkansas	L, 0-7
5/4	FLORIDA	W, 4-1
5/4	FLORIDA	W, 6-2
5/5	FLORIDA	W, 8-2
5/9	@ South Carolina	L, 5-11
5/10	@ Arkansas	W, 5-1
5/11	@ #25 Georgia	L, 1-7
5/16	* #4 Arizona State	L, 1-4
5/16	* Northwestern State	W, 9-6
5/18	* #19 La-Lafayette	L, 3-10

! Arizona State Fiesta Bowl Tournament (Phoenix, Ariz.); % Bulldog Classic (Starkville); ^ NFCA Leadoff Classic (Columbus, Ga.); & Florida State Sunshine Classic (Tallahassee, Fla.); ? Speedline Invitational (Plant City, Fla.); @ SEC Tournament (Chattanooga, Tenn.); \* NCAA Regional 3 (Lafayette, La.).

! TAMU-CC Islander Classic (Corpus Christi, Texas); ^ UNLV Tri-Tournament (Las Vegas, Nev.); \$ MSU Bulldog Classic (Starkville); & Speedline Invitational (Tampa, Fla.); @ SEC Tournament (Chattanooga, Tenn.).

# MISSISSIPPI STATE SOFTBALL



# ALL-TIME RESULTS



In his inaugural season at the helm of the Bulldogs, head coach Jay Miller guided Mississippi State to 34 wins and the program's third NCAA Tournament appearance.

## 2003

**34-30 Overall • 13-16 SEC (8th, 4th SEC West)**  
**NCAA REGIONAL 5**  
**Home: 11-8 • Away: 10-13 • Neutral: 13-9**

2/4		SOUTHERN MISS	W, 3-1
2/7	!	Wisconsin	W, 9-2
2/7	!	#4 Nebraska	L, 5-7
2/8	!	#10 Cal St. Fullerton	L, 0-3
2/8	!	#24 Arizona State	L, 4-5
2/9	!	#24 Texas A&M	W, 5-2
2/9	!	#2 Arizona	L, 2-9
2/12		at UAB	W, 2-0
2/14		MISS. VALLEY STATE	W, 14-0 (5)
2/16	^	Jacksonville State	L, 1-9 (6)
2/16	^	Samford	W, 15-4 (5)
2/21		Nevada	W, 7-0
2/21	#	Miami (Ohio)	W, 5-2
2/22	#	Illinois-Chicago	W, 4-1
2/22	#	IUPUI-Fort Wayne	W, 5-1
2/23	#	Colorado State	W, 5-3
2/28	+	at #15 Florida State	W, 3-1
2/28	+	Syracuse	W, 4-1
3/2	+	Pittsburgh	W, 5-4 (8)
3/2	+	Syracuse	W, 3-2
3/8		at #13 South Carolina	W, 6-2
3/8		at #13 South Carolina	L, 3-11 (6)
3/9		at #13 South Carolina	L, 2-5
3/11	~	Monmouth	W, 9-1 (6)
3/11		at Coastal Carolina	W, 4-3
3/12		at Coastal Carolina	W, 10-2
3/12		at Coastal Carolina	L, 6-7
3/15		#10 GEORGIA	L, 2-8
3/15		#10 GEORGIA	W, 2-0
3/16		#10 GEORGIA	L, 0-9 (5)
3/19		BIRMINGHAM SOUTHERN	W, 8-0 (5)
3/19		BIRMINGHAM SOUTHERN	W, 4-0
3/22		at Tennessee	L, 0-8 (5)
3/22		at Tennessee	W, 11-7
3/23		at Tennessee	L, 2-16 (5)
3/26		#11 LSU	L, 3-4
3/26		#11 LSU	L, 13-15 (8)
3/27		#11 LSU	W, 6-2
3/29		KENTUCKY	W, 7-6
3/29		KENTUCKY	W, 7-0
3/30		KENTUCKY	W, 6-3
4/3	\$	Southern Miss	L, 5-8
4/5		AUBURN	L, 3-7
4/5		AUBURN	W, 7-1
4/9		at Ole Miss	W, 14-0 (5)
4/10		at Ole Miss	L, 5-6
4/10		at Ole Miss	L, 8-10 (8)
4/12		at #17 Alabama	L, 3-7
4/12		at #17 Alabama	L, 5-8
4/13		at #17 Alabama	W, 7-3
4/14		at Georgia Tech	L, 1-9 (5)
4/14		at Georgia Tech	L, 3-5
4/18		ARKANSAS	L, 1-5
4/18		ARKANSAS	W, 3-2
4/19		ARKANSAS	L, 1-4
4/22		UAB	L, 0-3
4/26		at #21 Florida	W, 11-8
4/26		at #21 Florida	W, 7-3
4/27		at #21 Florida	L, 1-6
5/8	@	#7 Georgia	L, 0-3
5/9	@	#19 South Carolina	L, 1-2
5/15	&	Florida International	W, 4-2
5/16	&	#8 Washington	L, 0-8 (6)
5/16	&	#11 Nebraska	L, 0-8 (6)

! Fiesta Bowl Tournament (Phoenix, Ariz.); ^ Rebel/Easton Invitational (Oxford, Miss.); # Troy Cox Classic (Las Cruces, N.M.); + Seminole Challenge (Tallahassee, Fla.); ~ Conway, S.C.; \$ Madison, Miss.; @ SEC Tournament (Plant City, Fla.); & NCAA Region 5 Tournament (Lincoln, Neb.).

## 2004

**39-26 Overall • 14-15 SEC (7th, 4th SEC West)**  
**NCAA REGIONAL 5**  
**Home: 23-6 • Away: 9-13 • Neutral: 7-7**

2/6	!	BRADLEY	W, 11-6
2/6	!	LOUISIANA TECH	W, 6-1
2/7	!	JACKSON STATE	W, 25-2 (5)
2/7	!	BRADLEY	W, 7-1
2/8	!	LOUISIANA TECH	W, 1-0
2/8	!	JACKSON STATE	W, 18-3 (5)
2/13	^	UC Santa Barbara	W, 6-3
2/13	^	at San Diego State	L, 3-5
2/14	^	#21 Oklahoma State	L, 2-3
2/14	^	UC Santa Barbara	L, 2-5
2/15	^	at San Diego State	L, 1-2 (8)
2/20	#	AUSTIN PEAY	W, 4-0
2/20	#	ALABAMA A&M	W, 13-0 (5)
2/21	#	MISS. VALLEY STATE	W, 12-0 (5)
2/21	#	AUSTIN PEAY	W, 8-0 (5)
2/22	#	ALABAMA A&M	W, 13-0 (5)
2/22	#	MISS. VALLEY STATE	W, 7-0
2/27	+	at Houston	L, 1-3
2/27	+	Pittsburgh	L, 2-3
2/28	+	BYU	W, 2-1
2/28	+	Villanova	W, 3-1
2/29	+	Virginia	W, 5-0
3/3		at #3 LSU	L, 6-6
3/3		at #3 LSU	L, 2-6
3/4		at #3 LSU	L, 4-5
3/6		#14 SOUTH CAROLINA	L, 1-2
3/6		#14 SOUTH CAROLINA	W, 8-0 (5)
3/7		#14 SOUTH CAROLINA	L, 4-7
3/13		at #6 Georgia	W, 5-1
3/13		at #6 Georgia	L, 0-9 (6)
3/14		at #6 Georgia	L, 4-6
3/16		at Chattanooga	W, 9-0 (5)
3/16		at Chattanooga	W, 2-1
3/20		#14 TENNESSEE	L, 1-10
3/20		#14 TENNESSEE	L, 0-9 (6)
3/21		#14 TENNESSEE	L, 3-5 (8)
3/24		at Southern Miss	L, 0-6
3/27		at Kentucky	W, 8-2
3/27		at Kentucky	L, 3-4
3/28		at Kentucky	W, 6-2
4/2		at #22 Auburn	L, 2-3
4/2		at #22 Auburn	L, 3-7
4/3		at #22 Auburn	W, 3-2
4/6		Southern Miss	W, 6-3
4/9		#10 ALABAMA	L, 0-10 (6)
4/9		#10 ALABAMA	W, 8-6
4/10		#10 ALABAMA	W, 10-5
4/17		at Arkansas	W, 2-0
4/17		at Arkansas	W, 8-0 (6)
4/18		at Arkansas	L, 2-4
4/20		OLE MISS	W, 8-0 (5)
4/20		OLE MISS	W, 2-1
4/21		OLE MISS	W, 7-2
4/24		#17 FLORIDA	W, 7-4
4/24		#17 FLORIDA	W, 9-5
4/27		at UAB	W, 11-3 (6)
4/28		UAB	W, 7-0
5/8		#22 GEORGIA TECH	W, 10-2 (6)
5/8		#22 GEORGIA TECH	W, 1-0
5/13	@	#10 TENNESSEE	W, 8-2
5/14	@	#10 GEORGIA	L, 2-11 (5)
5/15	@	#12 AUBURN	L, 3-4
5/20	&	Iowa	W, 2-1 (8)
5/21	&	#2 California	L, 1-2
5/21	&	Florida Atlantic	L, 0-1

! Bulldog Round-Robin (Starkville); ^ Aztec Invitational (San Diego, Calif.); # Bulldog Classic (Starkville); + Hyatt Regency Cougar Classic (Houston, Texas); ~ Ridgeland, Miss.; @ SEC Tournament (Tuscaloosa, Ala.); & NCAA Region 5 Tournament (Lincoln, Neb.).

## 2005

**35-31 Overall • 12-18 SEC (6th, 3rd SEC West)**  
**NCAA REGIONAL 4**  
**Home: 19-9 • Away: 6-14 • Neutral: 10-8**

2/4	\$	N.C. STATE	L, 1-2
2/4	\$	LOUISIANA TECH	W, 9-0 (5)
2/5	\$	MISS. VALLEY STATE	W, 15-0 (5)
2/5	\$	N.C. STATE	W, 5-1
2/6	\$	LOUISIANA TECH	W, 9-7
2/6	\$	MISS. VALLEY STATE	W, 8-0 (6)
2/12	!	McNeese State	W, 5-0
2/12	!	at #5 La.-Lafayette	L, 2-7
2/18	+	TULSA	W, 5-0
2/18	+	TENNESSEE TECH	L, 3-5
2/19	+	TROY	W, 3-0
2/19	+	TULSA	W, 4-2
2/25	%	#1 California	L, 4-9
2/25	%	Cal St. Fullerton	W, 5-4 (8)
2/26	%	#20 Pacific	L, 4-5
2/26	%	Utah	W, 10-3
2/27	%	#18 Oregon State	L, 5-6
3/2		SOUTHERN MISS	W, 9-0 (6)
3/4	#	Florida A&M	W, 4-2
3/4	#	St. Francis (PA)	W, 7-0
3/5	#	Georgia Southern	W, 7-4
3/5	#	Virginia Tech	L, 3-4
3/5	#	Troy	W, 12-6
3/6	#	Ohio State	L, 0-11 (5)
3/8		at UAB	W, 8-3
3/12		#13 GEORGIA	L, 0-8
3/12		#13 GEORGIA	L, 4-9
3/13		#13 GEORGIA	L, 1-7
3/17		at Middle Tenn. State	W, 8-0 (5)
3/17		at Middle Tenn. State	L, 5-6
3/19		at #6 Tennessee	L, 0-1
3/19		at #6 Tennessee	L, 4-8
3/20		at #6 Tennessee	L, 1-3
3/25		KENTUCKY	W, 3-2
3/25		KENTUCKY	W, 5-0
3/26		KENTUCKY	W, 3-2
3/30		#25 LSU	W, 13-11
3/30		#25 LSU	W, 4-1
3/31		#25 LSU	L, 9-15
4/2		#23 AUBURN	L, 2-10 (5)
4/2		#23 AUBURN	W, 4-3
4/3		#23 AUBURN	L, 4-6
4/7		at Southern Miss	W, 5-2
4/9		at #10 Alabama	L, 0-8 (5)
4/9		at #10 Alabama	L, 1-4
4/10		at #10 Alabama	L, 1-9 (5)
4/12		UAB	W, 11-1 (5)
4/13		OLE MISS	L, 0-2
4/16		ARKANSAS	W, 5-4
4/16		ARKANSAS	W, 1-0
4/17		ARKANSAS	W, 2-1
4/19		at Ole Miss	W, 4-0
4/23		at #16 Florida	L, 0-4
4/23		at #16 Florida	L, 4-12 (5)
4/24		at #16 Florida	W, 3-0
4/26	~	Ole Miss	L, 0-4
5/7		at South Carolina	L, 2-3
5/7		at South Carolina	L, 5-7
5/8		at South Carolina	W, 3-2 (8)
5/12	^	#9 Alabama	L, 0-5
5/13	^	South Carolina	W, 4-1
5/14	^	#11 Tennessee	L, 0-3
5/20	?	Texas A&M-CC	W, 1-0
5/21	?	at #5 Texas	L, 0-2
5/22	?	Texas A&M-CC	W, 2-1
5/22	?	at #5 Texas	L, 0-2

\$ Bulldog Round-Robin (Starkville); ! Ragin' Cajuns Invitational (Lafayette, La.); + Bulldog Classic (Starkville); % Palm Springs Classic (Palm Springs, Calif.); # Buzz Classic (Marietta, Ga.); ~ Madison, Miss.; @ SEC Tournament (Gainesville, Fla.); ^ NCAA Region 4 Tournament (Austin, Texas).

## 2006

**33-28 Overall • 7-22 SEC (10th, 6th SEC West)**  
**Home: 16-11 • Away: 9-13 • Neutral: 8-4**

2/10	\$	Western Kentucky	W, 3-1
2/10	\$	Jacksonville	W, 8-0 (5)
2/11	\$	at South Florida	W, 2-0
2/11	\$	Jacksonville	W, 8-0 (5)
2/12	\$	at South Florida	W, 4-2
2/17	!	EAST TENNESSEE ST.	W, 9-1 (6)
2/17	!	SOUTHERN ILLINOIS	W, 2-0
2/19	!	EAST TENNESSEE ST.	W, 6-0
2/19	!	TENNESSEE STATE	W, 7-1
2/24	+	NORTHWESTERN STATE	W, 5-2
2/24	+	SE MISSOURI STATE	W, 5-2
2/26	+	SE MISSOURI STATE	W, 3-0
2/26	+	ALCORN STATE	W, 9-0 (5)
3/1		SAMFORD	W, 9-1 (6)
3/1		SAMFORD	W, 3-1
3/3	%	#13 Washington	W, 3-0
3/3	%	at #18 Baylor	L, 0-1
3/4		Bowling Green	W, 3-2 (8)
3/4		#13 Washington	L, 1-8
3/5		Bowling Green	W, 6-1
3/5	%	at #18 Baylor	L, 1-3
3/7		SOUTHERN MISS	L, 0-2
3/10	@	Syracuse	W, 2-1
3/10	@	#4 UCLA	L, 0-2
3/11	@	Mercer	W, 4-3
3/11	@	at Long Beach State	W, 3-2
3/12	@	#4 UCLA	L, 0-3
3/18		at Arkansas	W, 5-0
3/18		at Arkansas	W, 5-2
3/19		at Arkansas	L, 2-4
3/21		MISS. VALLEY STATE	W, 5-0
3/21		MISS. VALLEY STATE	W, 3-0
3/25		SOUTH CAROLINA	W, 4-3 (10)
3/25		SOUTH CAROLINA	W, 2-1
3/26		SOUTH CAROLINA	L, 2-6
3/28		MIDDLE TENN. STATE	W, 9-3
3/28		MIDDLE TENN. STATE	W, 13-1 (5)
3/30		at Southern Miss	W, 8-0 (5)
4/1		FLORIDA	L, 1-7
4/1		FLORIDA	L, 0-2
4/2		FLORIDA	L, 1-2
4/5	~	Ole Miss	L, 1-2
4/8		at #10 Georgia	L, 0-8 (6)
4/8		at #10 Georgia	L, 2-8
4/9		at #10 Georgia	L, 0-3
4/11		at Ole Miss	L, 5-6
4/14		at #20 Auburn	L, 1-4
4/14		at #20 Auburn	L, 5-6
4/15		at #20 Auburn	L, 3-5
4/19		at #11 LSU	L, 0-5
4/19		at #11 LSU	L, 0-4
4/20		at #11 LSU	L, 1-7
4/22		#4 TENNESSEE	L, 1-2
4/22		#4 TENNESSEE	L, 1-3
4/23		#4 TENNESSEE	L, 0-10 (5)
4/26		OLE MISS	L, 0-1
4/29		#4 ALABAMA	L, 4-5 (8)
4/29		#4 ALABAMA	L, 3-6
5/6		at Kentucky	W, 4-6
5/6		at Kentucky	W, 2-0
5/7		at Kentucky	W, 3-2 (8)

\$ USF Best Western Invitational (Tampa, Fla.); ! Bulldog Classic (Starkville); + Bulldog Round-Robin (Starkville); % Compass Bank Invitational (Waco, Texas); @ Long Beach Invitational (Lakewood, Calif.); ~ Madison, Miss.



Mississippi State was all smiles in 2007 as the team won 35 games in a year that was capped at the NCAA Tempe (Ariz.) Regional, the first of three-straight postseasons.

# A NEW ERA OF BULLDOG SOFTBALL



# ALL-TIME RESULTS

## 2007

**35-27 Overall • 15-14 SEC (5th, 3rd SEC West)**  
**NCAA TUCSON REGIONAL**  
 Home: 18-6 • Away: 7-13 • Neutral: 10-8

2/9	\$	IOWA STATE	W, 9-3
2/9	\$	PURDUE	W, 6-5
2/10	\$	KENNESAW STATE	W, 6-0
2/10	\$	IOWA STATE	L, 3-8
2/10	\$	PURDUE	W, 8-1
2/15	!	vs. BYU	W, 1-0
2/16	!	vs. #10 California	W, 9-0 (6)
2/16	!	vs. UC Davis	L, 1-2
2/17	!	vs. Hawaii	L, 2-3
2/17	!	vs. Utah State	W, 6-3
2/21		MISS. VALLEY STATE	W, 10-2 (5)
2/23	+	vs. #20 Florida State	L, 2-4
2/23	+	vs. Seton Hall	W, 23-0 (5)
2/24	+	vs. Tennessee Tech	W, 10-1 (6)
2/24	+	vs. #21 Nebraska	L, 6-7 (9)
2/25	+	vs. North Carolina	L, 4-8
3/2	%	vs. Tennessee Tech	L, 4-9
3/2	%	vs. Toledo	W, 3-2
3/3	%	vs. Tennessee-Martin	W, 6-5 (9)
3/3	%	at Chattanooga	L, 3-11 (5)
3/4	%	vs. Austin Peay	W, 2-0
3/6		INDIANA STATE	W, 2-1
3/7		SAMFORD	W, 7-0
3/10		at #3 Alabama	L, 2-10 (5)
3/10		at #3 Alabama	L, 3-5
3/11		at #3 Alabama	L, 0-8 (6)
3/13		at Kentucky	W, 7-0
3/13		at Kentucky	W, 9-7
3/17		at #1 Tennessee	L, 0-3
3/17		at #1 Tennessee	L, 1-2 (8)
3/18		at #1 Tennessee	L, 1-5
3/20		at UAB	W, 5-0
3/24		AUBURN	W, 3-1
3/24		AUBURN	W, 4-1
3/25		AUBURN	L, 1-2
3/27	@	vs. Ole Miss	W, 5-2
3/31		SOUTH CAROLINA	W, 2-1
3/31		SOUTH CAROLINA	W, 4-3
4/1		SOUTH CAROLINA	W, 8-7 (8)
4/4		at Samford	L, 0-3
4/6		OLE MISS	L, 2-3
4/7		OLE MISS	W, 7-4
4/7		OLE MISS	W, 8-0
4/12		SOUTHERN MISS	W, 9-2
4/14		#6 LSU	L, 1-4 (9)
4/14		#6 LSU	L, 3-4 (9)
4/17		UAB	W, 4-1
4/18		at Miss. Valley State	L, 3-5
4/21		at Georgia	L, 2-5
4/21		at Georgia	W, 13-9 (8)
4/22		at Georgia	W, 12-5
4/24		at Southern Miss	W, 10-6
4/27		at #20 Florida	W, 4-3
4/27		at #20 Florida	L, 1-2
4/28		at #20 Florida	L, 2-3 (9)
5/4		ARKANSAS	W, 3-1
5/4		ARKANSAS	L, 8-11
5/5		ARKANSAS	W, 8-0 (5)
5/10	~	vs. #25 Florida	L, 0-3
5/18	^	at Pacific	W, 7-1
5/19	^	at #4 Arizona	L, 0-8
5/19	^	at Pacific	L, 10-12

\$ Bulldog Round-Robin (Starkville); ! UNLV Desert Classic (Las Vegas, Nev.); + NFCA Leadoff Classic (Columbus, Ga.); % UTC Frost Classic (Chattanooga, Tenn.); @ M&F Bank Classic (Ridgeland, Miss.); ~ SEC Tournament (Auburn, Ala.); ^ NCAA Tucson Regional (Tucson, Ariz.).

## 2008

**41-22 Overall • 13-14 SEC (7th, 4th SEC West)**  
**NCAA TEMPE REGIONAL**  
 Home: 21-8 • Away: 10-6 • Neutral: 10-8

2/8	\$	#20 Oregon	W, 3-0
2/8	\$	Cal St. Northridge	W, 4-2
2/9	\$	UC Riverside	W, 8-0 (5)
2/9	\$	San Diego St.	W, 8-0 (6)
2/10	\$	California	W, 4-1 (9)
2/13		MISS. VALLEY STATE	W, 10-0 (5)
2/15	!	WRIGHT STATE	W, 4-0
2/15	!	SOUTHERN ILLINOIS	W, 7-3
2/16	!	FORDHAM	W, 6-5 (8)
2/16	!	WRIGHT STATE	W, 5-2
2/17		SOUTHERN ILLINOIS	W, 4-3
2/23	+	Western Kentucky	L, 1-2
2/23	+	Austin Peay	W, 12-4 (6)
2/24	+	Western Kentucky	L, 2-4
2/24	+	at Mercer	W, 5-3
2/29	%	N.C. State	W, 4-0
2/29	%	#11 Michigan	L, 0-2
3/1	%	Syracuse	W, 8-2
3/1	%	UC Santa Barbara	L, 2-5 (8)
3/2	%	Massachusetts	W, 3-2
3/4		UAB	W, 7-0
3/7	&	CHARLESTON SOUTHERN	W, 19-2 (5)
3/8	&	AUSTIN PEAY	W, 3-1
3/8	&	CHARLESTON SOUTHERN	W, 5-1
3/9	&	LOUISIANA TECH	W, 5-2
3/11		at Auburn	W, 8-3
3/11		at Auburn	L, 4-5 (9)
3/12		at Auburn	L, 0-8 (5)
3/15		#2 ALABAMA	L, 0-2
3/15		#2 ALABAMA	L, 2-4
3/16		#2 ALABAMA	L, 0-3
3/18		at Southern Miss	W, 9-0 (5)
3/21		at Ole Miss	W, 5-3
3/21		at Ole Miss	W, 3-2
3/22		at Ole Miss	W, 8-3
3/26		at #8 LSU	L, 2-5
3/26		at #8 LSU	L, 1-2
3/29	#	MISS. VALLEY STATE	W, 10-1 (5)
3/29	#	GEORGETOWN	W, 8-0 (5)
3/30	#	GEORGETOWN	W, 7-2
3/30	#	MISS. VALLEY STATE	W, 12-0 (5)
4/3		KENTUCKY	W, 1-0
4/3		KENTUCKY	W, 8-0 (5)
4/5		#3 FLORIDA	L, 0-5
4/5		#3 FLORIDA	L, 2-7
4/6		#3 FLORIDA	L, 0-5
4/8	@	Ole Miss	L, 1-2
4/12		at South Carolina	W, 1-0
4/12		at South Carolina	W, 3-1
4/13		at South Carolina	W, 9-1 (6)
4/17	*	U.S. Olympic Team	L, 0-13 (6)
4/19		#21 GEORGIA	W, 10-0 (5)
4/19		#21 GEORGIA	L, 2-6
4/20		#21 GEORGIA	W, 7-4
4/23		SOUTHERN MISS	W, 5-2
4/26		#10 TENNESSEE	W, 2-1
4/26		#10 TENNESSEE	L, 6-8
5/3		at Arkansas	L, 1-3
5/3		at Arkansas	W, 9-1 (5)
5/4		at Arkansas	L, 6-7
5/8	~	Alabama	L, 0-1
5/16	^	#23 Hawaii	L, 7-9
5/17	^	Stony Brook	W, 8-3
5/17	^	#23 Hawaii	L, 4-7

\$ Cathedral City Kickoff (Cathedral City, Calif.); ! Bulldog Round-Robin (Starkville); + Mercer Wingate Inn Classic (Macon, Ga.); % NFCA Leadoff Classic (Columbus, Ga.); & Bulldog Classic (Starkville); # Bully Bash (Starkville); @ M&F Bank Classic (Ridgeland, Miss.); \* Bound 4 Beijing Tour Exhibition Game (Ridgeland, Miss.); ~ SEC Tournament (Auburn, Ala.); ^ NCAA Tempe Regional (Tempe, Ariz.).



The 2009 Bulldogs were selected to play in the NCAA Tallahassee (Fla.) Regional, the team's third-straight postseason appearance and the eighth in school history.

## 2009

**28-28 Overall • 8-20 SEC (9th, 5th SEC West)**  
**NCAA TALLAHASSEE REGIONAL**  
 Home: 17-10 • Away: 7-12 • Neutral: 4-6

2/6	%	KENNESAW STATE	L, 0-4
2/7	%	LA-MONROE	W, 5-3
2/7	%	IONA	W, 10-0 (5)
2/8	%	LA-MONROE	W, 12-5
2/11		SOUTHERN MISS	L, 3-7
2/13	^	#23 Purdue	W, 4-3
2/14	^	Miami (Ohio)	W, 3-0
2/15	^	at Florida State	W, 5-4
2/20		RUTGERS	W, 6-0
2/21	#	EVANSVILLE	W, 7-0
2/21	#	SIU-EDWARDSVILLE	W, 3-0
2/22	#	SIU-EDWARDSVILLE	W, 2-0
2/25		at Miss. Valley State	W, 10-4
2/27	\$	#20 Ohio State	L, 0-7
3/5	!	Florida Gulf Coast	L, 3-8
3/5	!	Santa Clara	W, 11-3
3/6	!	Oregon State	L, 0-2
3/6	!	at Hawaii	W, 14-11
3/7	!	Mount St. Mary's	W, 6-1
3/8	!	Radford	L, 1-3
3/14		at #2 Alabama	L, 0-4
3/14		at #2 Alabama	L, 1-7
3/15		at #2 Alabama	L, 2-3
3/17		ARKANSAS	L, 3-8 (8)
3/17		ARKANSAS	L, 1-5
3/18		ARKANSAS	L, 2-3
3/21		#20 LSU	L, 4-5
3/21		#20 LSU	L, 1-4
3/22		#20 LSU	L, 5-7
3/24		at UAB	W, 9-7
3/28		at #9 Tennessee	W, 5-4
3/28		at #9 Tennessee	L, 0-8 (5)
3/29		at #9 Tennessee	W, 10-6
4/1	+	Ole Miss	L, 3-8
4/4		at #1 Florida	L, 2-11 (5)
4/4		at #1 Florida	L, 2-6
4/5		at #1 Florida	L, 0-3
4/8		SOUTH ALABAMA	W, 5-2
4/9		JACKSON STATE	W, 9-0 (5)
4/9		JACKSON STATE	W, 3-0
4/15		at #6 Georgia	L, 0-10 (5)
4/15		at #6 Georgia	W, 3-1 (10)
4/18		SOUTH CAROLINA	W, 4-2
4/18		SOUTH CAROLINA	L, 0-2
4/19		SOUTH CAROLINA	W, 10-2 (6)
4/22		AUBURN	W, 2-1 (10)
4/22		AUBURN	L, 3-8
4/24		at Kentucky	L, 3-10
4/24		at Kentucky	L, 1-4
4/25		at Kentucky	L, 7-8
5/2		OLE MISS	W, 6-2
5/2		OLE MISS	W, 8-0 (5)
5/8		MISS. VALLEY STATE	W, 10-2 (5)
5/8		MISS. VALLEY STATE	W, 4-1
5/15	~	#14 California	L, 3-8
5/16	~	at #16 Florida State	L, 0-5

## 2010

**26-29 Overall • 7-20 SEC (10th, 6th SEC West)**  
 Home: 11-12 • Away: 8-11 • Neutral: 8-5

2/13	!	UAB	W, 4-0
2/13	!	STEPHEN F. AUSTIN	W, 8-0 (5)
2/14	!	STEPHEN F. AUSTIN	W, 5-0
2/14	!	UAB	W, 6-2
2/19	\$	La-Monroe	W, 4-0
2/19	\$	at #21 Texas A&M	L, 0-9 (5)
2/20	\$	Oregon State	W, 13-3
2/20	\$	at #21 Texas A&M	L, 4-13 (5)
2/21	\$	Oregon State	W, 6-5 (8)
2/26	^	#20 UMass	L, 6-7 (9)
2/26	^	Hofstra	L, 1-2
2/27	^	N.C. State	L, 3-4
2/27	^	Maryland	W, 5-4
2/28	^	Illinois State	W, 9-3
3/3	%	#7 MICHIGAN	L, 0-3
3/5	%	TROY	W, 8-0 (5)
3/6	%	MISS. VALLEY STATE	W, 11-1 (5)
3/6	%	WRIGHT STATE	W, 7-2
3/7	%	TROY	W, 4-3
3/9		#19 TENNESSEE	L, 4-8
3/9		#19 TENNESSEE	W, 5-4
3/10		#19 TENNESSEE	L, 4-10
3/12	+	Colorado State	L, 5-6 (8)
3/13	+	Georgetown	W, 7-6
3/13	+	East Tennessee St.	W, 9-0 (5)
3/14	+	Cal St. Northridge	L, 6-13
3/14	+	at Fresno State	L, 3-11 (5)
3/17		at Southern Miss	W, 14-4
3/20		at Ole Miss	L, 4-6
3/20		at Ole Miss	L, 2-9
3/21		at Ole Miss	W, 11-5
3/24		at Miss. Valley State	W, 9-6
3/27		at Arkansas	L, 2-7
3/27		at Arkansas	L, 6-11
3/28		at Arkansas	L, 13-18
3/31		SOUTHERN	W, 4-1
4/2		KENTUCKY	L, 4-5
4/2		KENTUCKY	L, 0-2
4/3		KENTUCKY	W, 1-0
4/7	#	at Miss. Valley State	W, 9-1 (5)
4/10		at #14 LSU	L, 1-2
4/10		at #14 LSU	L, 3-8
4/11		at #14 LSU	L, 1-6
4/13		GEORGIA	L, 0-3
4/13		GEORGIA	L, 6-7
4/17		at South Carolina	W, 2-1
4/17		at South Carolina	L, 4-8
4/18		at South Carolina	W, 3-1
4/21		at Auburn	W, 3-2
4/21		at Auburn	W, 2-1
5/1		#6 FLORIDA	L, 0-8 (5)
5/1		#6 FLORIDA	L, 1-9 (5)
5/8		#3 ALABAMA	L, 1-10 (6)
5/8		#3 ALABAMA	L, 2-8
5/9		#3 ALABAMA	L, 1-6

! Bulldog Round-Robin (Starkville); \$ Aggie Classic (College Station, TX); ^ NFCA Leadoff Classic (Columbus, Ga.); % Bulldog Classic (Starkville); + Bayer CropScience Classic (Fresno, Calif.); # M&F Bank Fastpitch Classic (Ridgeland, Miss.).



Jay Miller's 2008 MSU edition opened the season with 11-straight victories en route to claiming a school second-most 41 wins and an NCAA Regional berth in Tempe, Ariz.

# ALL-TIME RESULTS

2011

24-32 Overall • 10-18 SEC (8th, 4th SEC West)

Home: 17-8 • Away: 3-14 • Neutral: 4-10

2/11	!	Illinois-Chicago	L, 4-5
2/11	!	at UNLV	L, 9-10 (9)
2/12	!	#11 Washington	L, 5-18 (5)
2/12	!	UC Riverside	L, 6-7
2/13	!	Illinois-Chicago	W, 5-2
2/18	#	LOUISIANA TECH	W, 3-2
2/19	#	BUTLER	W, 2-0
2/19	#	SOUTHERN ILLINOIS	W, 10-8
2/20	#	SOUTHERN ILLINOIS	L, 4-9
2/23	#	SOUTHERN MISS	W, 6-4
2/25	^	Bowling Green	W, 3-2
2/25	^	Mercer	L, 5-6
2/26	^	Georgia State	L, 5-8
2/26	^	at Kennesaw State	L, 2-3
2/27	^	Purdue	L, 0-5
3/1		UAB	L, 0-8 (6)
3/6	\$	#22 TEXAS A&M	W, 7-3
3/6	\$	MISS. VALLEY STATE	W, 8-0 (5)
3/9		SOUTH CAROLINA	W, 2-1
3/9		SOUTH CAROLINA	W, 11-5
3/11	%	Florida State	W, 9-8 (10)
3/12	%	North Carolina	L, 4-12 (5)
3/12	%	Florida State	W, 8-7
3/13	%	North Carolina	L, 2-8
3/16		at #2 Florida	L, 0-8 (5)
3/16		at #2 Florida	L, 1-18 (5)
3/18		ARKANSAS	W, 3-0
3/19		ARKANSAS	W, 2-0
3/20		ARKANSAS	W, 6-5
3/25		at #23 Kentucky	L, 6-12
3/26		at #23 Kentucky	L, 0-8 (5)
3/27		at #23 Kentucky	L, 0-5
3/29		ALCORN STATE	W, 11-2 (5)
3/29		ALCORN STATE	W, 10-1 (5)
4/1		OLE MISS	L, 0-6
4/2		OLE MISS	W, 3-0
4/3		OLE MISS	W, 9-3
4/6	+	Southern Miss	L, 4-14 (5)
4/8		#22 AUBURN	W, 4-3
4/9		#22 AUBURN	L, 3-5
4/10		#22 AUBURN	L, 4-5 (8)
4/12		at Miss. Valley State	W, 5-1
4/15		at #3 Alabama	L, 2-6
4/16		at #3 Alabama	L, 3-13 (6)
4/17		at #3 Alabama	L, 2-5
4/19		MISS. VALLEY STATE	W, 9-1 (6)
4/21		at #4 Tennessee	L, 0-2
4/22		at #4 Tennessee	L, 0-8 (6)
4/23		at #4 Tennessee	W, 3-2
4/29		#21 LSU	L, 2-4
4/30		#21 LSU	L, 6-7
5/1		#21 LSU	L, 1-3
5/6		at #7 Georgia	W, 8-6
5/7		at #7 Georgia	L, 3-4
5/8		at #7 Georgia	L, 2-10 (5)
5/12	@	#4 ALABAMA	L, 1-5

! Sportco Kick-off Classic (Las Vegas, Nev.); # Bulldog Round-Robin (Starkville);

^ Phyllis Rafter Memorial (Kennesaw, Ga.); \$ Bulldogs Classic (Starkville); %

SEC/ACC Challenge (Tuscaloosa, Ala.); + M&F Bank Fastpitch Classic (Madison, Miss.);

@ SEC Tournament (Oxford, Miss.)

2011

## EASTERN DIVISION

Team	SEC	Overall
Florida*^	21-7	56-13
Tennessee!	20-8	49-12
Georgia	17-9	50-12
Kentucky	14-9	39-14
South Carolina	6-22	26-30

## WESTERN DIVISION

Team	SEC	Overall
Alabama^	19-6	49-8
LSU	19-9	40-18
Auburn	15-13	40-19
<b>Mississippi State</b>	<b>10-18</b>	<b>24-32</b>
Ole Miss	3-23	14-39
Arkansas	3-23	13-39

\* SEC Champion; ^ SEC Division Champion; ! SEC Tournament Champion

## ALL-TIME SEC CHAMPIONS

Year	Champion	SEC Record	Overall Record
1997	South Carolina	25-1	63-5
1998	Florida	23-5	47-22
1999	LSU	27-3	56-10
2000	LSU	26-4	59-13
2001	LSU	26-4	59-11
2002	LSU	25-4	56-11
2003	Georgia	23-6	57-14
2004	LSU	22-6	57-12
2005	Georgia	26-4	55-15
2006	Alabama	25-4	54-11
2007	Tennessee	23-4	59-6
2008	Florida	27-1	70-5
2009	Florida	26-1	63-5
2010	Alabama	23-4	52-11
2011	Florida	21-7	56-13

# A NEW ERA OF BULLDOG SOFTBALL



# NCAA TOURNAMENT TEAMS

2000



NCAA REGIONAL I • SEATTLE, WASHINGTON

2002



NCAA REGIONAL 3 • LAFAYETTE, LOUISIANA

2003



NCAA REGIONAL 5 • LINCOLN, NEBRASKA

2004




NCAA REGIONAL 5 • LINCOLN, NEBRASKA

2005



NCAA REGIONAL 4 • AUSTIN, TEXAS

2007




NCAA TUCSON REGIONAL • TUCSON, ARIZONA

2008



NCAA TEMPE REGIONAL • TEMPE, ARIZONA

2009



NCAA TALLAHASSEE REGIONAL • TALLAHASSEE, FLORIDA

## MISSISSIPPI STATE SOFTBALL



# SEC SERIES HISTORY

## ALABAMA (Alabama leads 46-7)

4/18/97	Alabama	5-2 (8)	Tuscaloosa, Ala.
4/18/97	Alabama	8-0	Tuscaloosa, Ala.
4/19/97	Alabama	5-2	Starkville, Miss.
4/19/97	Mississippi State	2-1	Starkville, Miss.
4/19/98	Mississippi State	5-4	Starkville, Miss.
4/19/98	Alabama	4-1	Starkville, Miss.
5/10/98	Alabama	5-4 (9)	Columbus, Ga.+
4/23/99	Mississippi State	8-7 (8)	Tuscaloosa, Ala.
4/23/99	Alabama	5-4	Tuscaloosa, Ala.
4/24/99	Alabama	6-5	Tuscaloosa, Ala.
4/24/99	Alabama	7-4	Tuscaloosa, Ala.
5/13/99	Mississippi State	6-3	Columbus, Ga.+
4/21/00	Alabama	5-2	Starkville, Miss.
4/21/00	Alabama	7-6 (9)	Starkville, Miss.
4/22/00	Alabama	9-0 (6)	Starkville, Miss.
4/22/00	Alabama	4-2	Starkville, Miss.
5/13/00	Alabama	4-3	Columbus, Ga.+
4/21/01	Alabama	7-0	Tuscaloosa, Ala.
4/21/01	Alabama	3-2	Tuscaloosa, Ala.
4/22/01	Alabama	8-0 (6)	Tuscaloosa, Ala.
2/23/02	Alabama	4-0	Columbus, Ga.+
4/20/02	Alabama	10-4	Starkville, Miss.
4/20/02	Alabama	8-4	Starkville, Miss.
4/21/02	Alabama	8-2	Starkville, Miss.
4/12/03	Alabama	7-3	Tuscaloosa, Ala.
4/12/03	Alabama	8-5	Tuscaloosa, Ala.
4/13/03	Mississippi State	7-3	Tuscaloosa, Ala.
4/9/04	Alabama	10-0 (6)	Starkville, Miss.
4/9/04	Mississippi State	8-6	Starkville, Miss.
4/10/04	Mississippi State	10-5	Starkville, Miss.
4/9/05	Alabama	8-0 (5)	Tuscaloosa, Ala.
4/9/05	Alabama	4-1	Tuscaloosa, Ala.
5/10/05	Alabama	9-1 (5)	Tuscaloosa, Ala.
4/12/05	Alabama	5-0	Gainesville, Fla.+
4/29/06	Alabama	5-4 (8)	Starkville, Miss.
4/29/06	Alabama	6-3	Starkville, Miss.
3/10/07	Alabama	10-2 (5)	Tuscaloosa, Ala.
3/10/07	Alabama	5-3	Tuscaloosa, Ala.
3/11/07	Alabama	8-0 (6)	Tuscaloosa, Ala.
3/15/08	Alabama	2-0	Starkville, Miss.
3/15/08	Alabama	4-2	Starkville, Miss.
3/16/08	Alabama	3-0	Starkville, Miss.
5/8/08	Alabama	1-0	Baton Rouge, La.+
3/14/09	Alabama	4-0	Tuscaloosa, Ala.
3/14/09	Alabama	7-1	Tuscaloosa, Ala.
3/15/09	Alabama	3-2	Tuscaloosa, Ala.
5/8/10	Alabama	10-1	Starkville, Miss.
5/8/10	Alabama	8-2	Starkville, Miss.
5/9/10	Alabama	6-1	Starkville, Miss.
4/15/11	Alabama	6-2	Tuscaloosa, Ala.
4/16/11	Alabama	13-3 (6)	Tuscaloosa, Ala.
4/17/11	Alabama	5-2	Tuscaloosa, Ala.
5/12/11	Alabama	5-1	Oxford, Miss.+

+ Southeastern Conference Tournament  
\$ NFCA Leadoff Classic

### SERIES NOTES

**Total Runs Scored:** Alabama 313, Mississippi State 132

**MSU At Home:** 4-18

**MSU On The Road:** 2-22

**MSU At Neutral:** 1-6

**Longest MSU Win Streak:** 2, 2x (Last 4/9/10-4/10/10)

**Longest MSU Losing Streak:** 23 (4/9/05-5/12/11)

**Last MSU Win:** 4/10/04 (10-5 in Starkville)

**Last MSU Loss:** 5/12/11 (1-5 in Oxford)

**Last MSU Home Win:** 4/10/04 (10-5)

**Last MSU Home Loss:** 5/9/10 (1-6)

**Last MSU Road Win:** 4/13/03 (7-3)

**Last MSU Road Loss:** 4/17/11 (2-5)

**Highest Scoring Game:** 16 (ALA, 13-3, 4/16/11 in Tuscaloosa)

**Largest Margin Of Victory:** 5 (10-5, 4/10/04 in Starkville)

**Largest Margin Of Defeat:** 10 (3-13, 4/16/11 in Tuscaloosa)

**Most Runs By MSU:** 10 (W, 10-5, 4/10/04 in Starkville)

**Most Runs By UA:** 13 (L, 3-13, 4/16/11 in Tuscaloosa)

**MSU In One-Run Games:** 3-8

**MSU In Extra-Inning Games:** 1-4

## ARKANSAS (Mississippi State leads 29-23)

3/28/97	Mississippi State	3-2	Starkville, Miss.
3/28/97	Arkansas	4-0	Starkville, Miss.
3/29/97	Arkansas	10-4	Starkville, Miss.
3/29/97	Arkansas	2-1	Starkville, Miss.
3/27/98	Mississippi State	6-0	Fayetteville, Ark.
3/27/98	Arkansas	2-1 (8)	Fayetteville, Ark.
3/28/98	Mississippi State	3-2 (9)	Fayetteville, Ark.
3/28/98	Mississippi State	6-2	Fayetteville, Ark.
4/2/99	Mississippi State	5-2	Starkville, Miss.
4/2/99	Mississippi State	4-0	Starkville, Miss.
4/3/99	Mississippi State	7-2	Starkville, Miss.
4/3/99	Mississippi State	4-2	Starkville, Miss.
3/31/00	Arkansas	2-1	Fayetteville, Ark.
3/31/00	Mississippi State	1-0	Fayetteville, Ark.
4/1/00	Mississippi State	4-3 (8)	Fayetteville, Ark.
4/1/00	Mississippi State	4-0	Fayetteville, Ark.
5/11/00	Arkansas	2-1	Columbus, Ga.+
4/28/01	Mississippi State	2-1 (8)	Starkville, Miss.
4/28/01	Mississippi State	1-0	Starkville, Miss.
4/29/01	Mississippi State	3-0	Starkville, Miss.
5/12/01	Arkansas	7-2	Chattanooga, Tenn.+
4/27/02	Arkansas	1-0	Fayetteville, Ark.
4/27/02	Arkansas	7-6	Fayetteville, Ark.
4/28/02	Arkansas	7-0	Fayetteville, Ark.
5/10/02	Mississippi State	5-1	Chattanooga, Tenn.+
4/18/03	Arkansas	5-1	Starkville, Miss.
4/18/03	Mississippi State	3-2	Starkville, Miss.
4/19/03	Arkansas	4-1	Starkville, Miss.
4/17/04	Mississippi State	2-0	Fayetteville, Ark.
4/17/04	Mississippi State	8-0	Fayetteville, Ark.
4/18/04	Arkansas	4-2	Fayetteville, Ark.
4/16/05	Mississippi State	5-4	Starkville, Miss.
4/16/05	Mississippi State	1-0	Starkville, Miss.
4/17/05	Mississippi State	2-1	Starkville, Miss.
3/18/06	Mississippi State	5-0	Fayetteville, Ark.

3/18/06	Mississippi State	5-2	Fayetteville, Ark.
3/19/06	Arkansas	4-2	Fayetteville, Ark.
5/4/07	Mississippi State	3-1	Starkville, Miss.
5/4/07	Arkansas	11-8	Starkville, Miss.
5/5/07	Mississippi State	8-0 (5)	Starkville, Miss.
5/3/08	Arkansas	3-1	Fayetteville, Ark.
5/3/08	Mississippi State	9-1 (5)	Fayetteville, Ark.
5/4/08	Arkansas	7-6	Fayetteville, Ark.
3/17/09	Arkansas	8-3 (8)	Starkville, Miss.
3/17/09	Arkansas	5-1	Starkville, Miss.
3/18/09	Arkansas	3-2	Starkville, Miss.
3/27/10	Arkansas	7-2	Fayetteville, Ark.
3/27/10	Arkansas	11-6	Fayetteville, Ark.
3/28/10	Arkansas	18-13	Fayetteville, Ark.
3/18/11	Mississippi State	3-0	Starkville, Miss.
3/19/11	Mississippi State	2-0	Starkville, Miss.
3/20/11	Mississippi State	6-5	Starkville, Miss.

+ Southeastern Conference Tournament

### SERIES NOTES

**Total Runs Scored:** Mississippi State 184, Arkansas 162

**MSU At Home:** 17-5

**MSU On The Road:** 11-12

**MSU At Neutral:** 1-2

**Longest MSU Win Streak:** 6 (3/28/98-4/3/99)

**Longest MSU Losing Streak:** 7 (5/4/08-3/28/10)

**Last MSU Win:** 3/20/11 (6-5 in Starkville)

**Last MSU Loss:** 3/28/10 (13-18 in Fayetteville)

**Last MSU Home Win:** 3/20/11 (6-5)

**Last MSU Home Loss:** 3/18/09 (2-3)

**Last MSU Road Win:** 5/3/08 (9-1)

**Last MSU Road Loss:** 3/28/10 (13-18)

**Highest Scoring Game:** 31 (ARK, 18-13, 3/28/10 in Fayetteville)

**Largest Margin Of Victory:** 8, 3x (Last 9-1, 5/3/08 in Fayetteville)

**Largest Margin Of Defeat:** 7 (7-0, 4/28/02 in Fayetteville)

**Most Runs By MSU:** 13 (L, 13-18, 3/28/10 in Fayetteville)

**Most Runs By ARK:** 18 (W, 18-13, 3/28/10 in Fayetteville)

**MSU In One-Run Games:** 10-8

**MSU In Extra-Inning Games:** 3-2

## AUBURN (Mississippi State leads 27-21)

5/3/97	Mississippi State	6-3	Starkville, Miss.
5/3/97	Mississippi State	4-0	Starkville, Miss.
5/4/97	Auburn	5-4	Starkville, Miss.
5/4/97	Auburn	4-1	Starkville, Miss.
5/1/98	Auburn	2-0	Auburn, Ala.
5/1/98	Mississippi State	1-0	Auburn, Ala.
5/2/98	Mississippi State	6-2	Auburn, Ala.
5/2/98	Mississippi State	3-2 (10)	Auburn, Ala.
5/7/99	Mississippi State	4-3	Starkville, Miss.
5/7/99	Mississippi State	8-0 (5)	Starkville, Miss.
5/8/99	Mississippi State	8-0 (5)	Starkville, Miss.
5/8/99	Mississippi State	4-3	Starkville, Miss.
4/30/00	Mississippi State	3-2	Auburn, Ala.
4/30/00	Mississippi State	9-4	Auburn, Ala.
5/1/00	Auburn	5-2	Auburn, Ala.
5/1/00	Mississippi State	10-2 (6)	Auburn, Ala.
5/12/00	Mississippi State	9-3	Columbus, Ga.+
4/14/01	Mississippi State	5-4	Starkville, Miss.
4/14/01	Mississippi State	7-2	Starkville, Miss.
4/15/01	Mississippi State	4-3	Starkville, Miss.
4/13/02	Mississippi State	2-1	Auburn, Ala.
4/13/02	Auburn	6-4	Auburn, Ala.
4/14/02	Auburn	3-1	Auburn, Ala.
4/5/03	Auburn	7-3	Starkville, Miss.
4/5/03	Mississippi State	7-1	Starkville, Miss.
4/2/04	Auburn	3-2	Starkville, Miss.
4/3/04	Auburn	7-3	Auburn, Ala.
4/3/04	Mississippi State	3-2	Auburn, Ala.
5/15/04	Auburn	4-3	Tuscaloosa, Ala.+
4/2/05	Auburn	10-2 (5)	Starkville, Miss.
4/2/05	Mississippi State	4-3	Starkville, Miss.
4/3/05	Auburn	6-4	Starkville, Miss.
4/14/06	Auburn	4-1	Auburn, Ala.
4/14/06	Auburn	6-5	Auburn, Ala.
4/15/06	Auburn	5-3	Auburn, Ala.
3/24/07	Mississippi State	3-1	Starkville, Miss.
3/24/07	Mississippi State	4-1	Starkville, Miss.
3/25/07	Auburn	2-1	Starkville, Miss.
3/11/08	Mississippi State	8-3	Auburn, Ala.
3/11/08	Auburn	5-4 (9)	Auburn, Ala.
3/12/08	Auburn	8-0 (5)	Auburn, Ala.
4/22/09	Mississippi State	2-1 (10)	Starkville, Miss.
4/22/09	Auburn	8-3	Starkville, Miss.
4/21/10	Mississippi State	3-2	Auburn, Ala.
4/21/10	Mississippi State	2-1	Auburn, Ala.
4/8/11	Mississippi State	4-3	Starkville, Miss.
4/9/11	Auburn	5-3	Starkville, Miss.
4/10/11	Auburn	5-4 (8)	Starkville, Miss.

+ Southeastern Conference Tournament

### SERIES NOTES

**Total Runs Scored:** Mississippi State 187, Auburn 162

**MSU At Home:** 15-9

**MSU On The Road:** 11-11

**MSU At Neutral:** 1-1

**Longest MSU Win Streak:** 9 (5/1/98-4/30/00)

**Longest MSU Losing Streak:** 4 (4/3/05-4/15/06)

**Last MSU Win:** 4/8/11 (4-3 in Starkville)

**Last MSU Loss:** 4/10/11 (5-4 in Starkville)

**Last MSU Home Win:** 4/8/11 (4-3)

**Last MSU Home Loss:** 4/10/11 (4-5)

**Last MSU Road Win:** 4/21/10 (2-1)

**Last MSU Road Loss:** 3/12/08 (0-8)

**Highest Scoring Game:** 12, 3x (Last L, 2-10, 4/2/05 in Starkville)

**Largest Margin Of Victory:** 8, 3x (Last 10-2, 5/1/00 in Auburn)

**Largest Margin Of Defeat:** 8, two times (Last 0-8, 3/12/08 in Auburn)

**Most Runs By MSU:** 10 (W, 10-2, 5/1/00 in Auburn)

**Most Runs By AR:** 8, two times

**MSU In One-Run Games:** 13-7

## FLORIDA (Florida leads 25-17)

4/26/97	Florida	3-1	Starkville, Miss.
4/26/97	Mississippi State	6-5	Starkville, Miss.
3/11/98	Mississippi State	3-1	Gainesville, Fla.
3/11/98	Florida	1-0	Gainesville, Fla.
5/9/98	Mississippi State	1-0	Columbus, Ga.+
5/10/98	Mississippi State	1-0	Columbus, Ga.+
4/30/99	Florida	7-4 (9)	Starkville, Miss.
4/30/99	Mississippi State	6-2	Starkville, Miss.
4/28/00	Florida	11-3 (5)	Gainesville, Fla.
4/28/00	Mississippi State	3-1	Gainesville, Fla.
3/14/01	Florida	6-0	Gainesville, Fla.
3/14/01	Florida	5-4	Gainesville, Fla.

3/15/01	Mississippi State	5-1	Gainesville, Fla.
5/10/01	Mississippi State	1-0	Chattanooga, Tenn.+
5/4/02	Mississippi State	4-1	Starkville, Miss.
5/4/02	Mississippi State	6-2	Starkville, Miss.
5/5/02	Mississippi State	8-2	Starkville, Miss.
4/26/03	Mississippi State	11-8	Gainesville, Fla.
4/26/03	Mississippi State	7-3	Gainesville, Fla.
4/27/03	Florida	6-1	Gainesville, Fla.
4/24/04	Mississippi State	7-4	Starkville, Miss.
4/24/04	Mississippi State	9-5	Starkville, Miss.
4/23/05	Florida	4-0	Gainesville, Fla.
4/23/05	Florida	12-4 (5)	Gainesville, Fla.
4/24/05	Mississippi State	3-0	Gainesville, Fla.
4/1/06	Florida	7-1	Starkville, Miss.
4/1/06	Florida	2-0	Starkville, Miss.
4/2/06	Florida	2-1	Starkville, Miss.
4/27/07	Mississippi State	4-3	Gainesville, Fla.
4/27/07	Florida	2-1	Gainesville, Fla.
4/28/07	Florida	3-2	Gainesville, Fla.
5/10/07	Florida	3-0	Auburn, Ala.+
4/5/08	Florida	5-0	Starkville, Miss.
4/5/08	Florida	7-2	Starkville, Miss.
4/6/08	Florida	5-0	Starkville, Miss.
4/4/09	Florida	11-2 (5)	Gainesville, Fla.
4/4/09	Florida	6-2	Gainesville, Fla.
4/5/09	Florida	3-0	Gainesville, Fla.
5/1/10	Florida	8-0	Starkville, Miss.
5/1/10	Florida	9-1	Starkville, Miss.
3/16/11	Florida	8-0	Gainesville, Fla.
3/16/11	Florida	18-1	Gainesville, Fla.

+ Southeastern Conference Tournament

### SERIES NOTES



# SEC SERIES HISTORY

## KENTUCKY (Mississippi State leads 24-16)

4/11/97	Mississippi State	6-1 (8)	Lexington, Ky.
4/11/97	Mississippi State	12-7 (11)	Lexington, Ky.
4/10/98	Kentucky	1-0	Starkville, Miss.
4/10/98	Kentucky	1-0	Starkville, Miss.
3/12/99	Kentucky	3-1	Chattanooga, Tenn.\$
4/17/99	Kentucky	5-4	Lexington, Ky.
4/17/99	Mississippi State	12-0	Lexington, Ky.
4/15/00	Mississippi State	6-2	Starkville, Miss.
4/15/00	Mississippi State	7-3	Starkville, Miss.
4/7/01	Kentucky	8-1	Starkville, Miss.
4/7/01	Mississippi State	3-2	Starkville, Miss.
4/8/01	Mississippi State	7-3	Starkville, Miss.
4/6/02	Kentucky	6-4	Lexington, Ky.
4/6/02	Kentucky	10-3	Lexington, Ky.
4/7/02	Mississippi State	3-2	Lexington, Ky.
3/29/03	Mississippi State	7-6	Starkville, Miss.
3/29/03	Mississippi State	7-0	Starkville, Miss.
3/30/03	Mississippi State	6-3	Starkville, Miss.
3/27/04	Mississippi State	8-2	Lexington, Ky.
3/27/04	Kentucky	4-3	Lexington, Ky.
3/28/04	Mississippi State	6-2	Lexington, Ky.
3/25/05	Mississippi State	3-2	Starkville, Miss.
3/25/05	Mississippi State	5-0	Starkville, Miss.
3/26/05	Mississippi State	3-2	Starkville, Miss.
5/6/06	Mississippi State	6-4	Lexington, Ky.
5/6/06	Mississippi State	2-0	Lexington, Ky.
5/7/06	Mississippi State	3-2 (8)	Lexington, Ky.
3/13/07	Mississippi State	7-0	Lexington, Ky.
3/13/07	Mississippi State	9-7	Lexington, Ky.
4/3/08	Mississippi State	1-0	Starkville, Miss.
4/3/08	Mississippi State	8-0 (5)	Starkville, Miss.
4/24/09	Kentucky	10-3	Lexington, Ky.
4/24/09	Kentucky	4-1	Lexington, Ky.
4/25/09	Kentucky	8-7	Lexington, Ky.
4/2/10	Kentucky	5-4	Starkville, Miss.
4/2/10	Kentucky	2-0	Starkville, Miss.
4/3/10	Mississippi State	1-0	Starkville, Miss.
3/25/11	Kentucky	12-6	Lexington, Ky.
3/26/11	Kentucky	8-0 (5)	Lexington, Ky.
3/27/11	Kentucky	5-0	Lexington, Ky.

\$ UTC Frost Cutlery Tournament

### SERIES NOTES

**Total Runs Scored:** Mississippi State 171, Kentucky 142

**MSU At Home:** 13-5

**MSU On The Road:** 11-10

**MSU At Neutral:** 0-1

**Longest MSU Win Streak:** 11 (3/28/04-4/3/08)

**Longest MSU Losing Streak:** 5 (4/24/09-4/2/10)

**Last MSU Win:** 4/3/10 (1-0 in Starkville)

**Last MSU Loss:** 3/27/11 (5-0 in Lexington)

**Last MSU Home Win:** 4/3/10 (1-0)

**Last MSU Home Loss:** 4/2/10 (2-0)

**Last MSU Road Win:** 3/13/07 (9-7)

**Last MSU Road Loss:** 3/27/11 (5-0)

**Highest Scoring Game:** 19 (MSU, 12-7, 4/11/97 in Starkville)

**Largest Margin Of Victory:** 12 (12-0, 4/17/99 in Lexington)

**Largest Margin Of Defeat:** 8 (8-0, 3/26/11 in Lexington)

**Most Runs By MSU:** 12, twice

**Most Runs By UK:** 12 (W, 12-6, 3/25/11 in Lexington)

**MSU In One-Run Games:** 8-6

**MSU In Extra-Inning Games:** 3-0

## LSU (LSU leads 46-5)

3/10/82	LSU	14-0	Baton Rouge, La.
3/10/82	LSU	8-7	Baton Rouge, La.
4/20/82	LSU	3-2	Starkville, Miss.
4/20/82	LSU	4-1	Starkville, Miss.
4/4/97	LSU	2-0	Baton Rouge, La.
4/4/97	LSU	9-1 (6)	Baton Rouge, La.
4/3/98	Mississippi State	3-2	Starkville, Miss.
4/3/98	LSU	2-1	Starkville, Miss.
4/4/98	LSU	7-3	Starkville, Miss.
4/4/98	LSU	4-3	Starkville, Miss.
4/9/99	LSU	1-0	Baton Rouge, La.
4/9/99	LSU	5-1	Baton Rouge, La.
4/10/99	LSU	5-2	Baton Rouge, La.
4/10/99	LSU	5-4	Baton Rouge, La.
5/16/99	LSU	2-0 (9)	Columbus, Ga.+
4/7/00	LSU	8-0 (5)	Starkville, Miss.
4/7/00	LSU	8-4 (10)	Starkville, Miss.
4/8/00	LSU	9-4	Starkville, Miss.
4/8/00	LSU	7-1	Starkville, Miss.
4/11/01	LSU	8-0	Starkville, Miss.
4/11/01	LSU	5-0	Starkville, Miss.
4/12/01	LSU	2-1	Starkville, Miss.
5/11/01	LSU	2-1	Chattanooga, Tenn.+
3/19/02	LSU	9-3	Baton Rouge, La.
3/19/02	Mississippi State	8-7 (11)	Baton Rouge, La.
3/20/02	LSU	4-0	Baton Rouge, La.
3/26/03	LSU	4-3	Starkville, Miss.
3/26/03	LSU	15-13 (8)	Starkville, Miss.
3/27/03	Mississippi State	6-2	Starkville, Miss.
3/3/04	LSU	6-2	Baton Rouge, La.
3/3/04	LSU	6-0	Baton Rouge, La.
3/4/04	LSU	5-4	Baton Rouge, La.
3/26/05	Mississippi State	13-11	Starkville, Miss.
3/26/05	Mississippi State	4-1	Starkville, Miss.
3/27/05	LSU	15-9	Starkville, Miss.
4/19/06	LSU	5-0	Baton Rouge, La.
4/19/06	LSU	4-0	Baton Rouge, La.
4/20/06	LSU	7-1	Baton Rouge, La.
4/14/07	LSU	4-1 (9)	Starkville, Miss.
4/14/07	LSU	4-3 (9)	Starkville, Miss.
3/26/08	LSU	5-2	Baton Rouge, La.
3/26/08	LSU	2-1	Baton Rouge, La.
3/21/09	LSU	5-4	Starkville, Miss.
3/21/09	LSU	4-1	Starkville, Miss.
3/22/09	LSU	7-5	Starkville, Miss.
4/10/10	LSU	2-1	Baton Rouge, La.
4/10/10	LSU	8-3	Baton Rouge, La.
4/11/10	LSU	6-1	Baton Rouge, La.
4/29/11	LSU	4-2	Starkville, Miss.
4/30/11	LSU	7-6	Starkville, Miss.
5/1/11	LSU	3-1	Starkville, Miss.

+ Southeastern Conference Tournament

### SERIES NOTES

**Total Runs Scored:** LSU 284, Mississippi State 136

**MSU At Home:** 4-23

**MSU On The Road:** 1-21

**MSU At Neutral:** 0-2

**Longest MSU Win Streak:** 2 (3/30/05-3/31/05)

**Longest MSU Losing Streak:** 17, 2x (4/3/98-3/19/02 & 3/27/05-5/1/11)

**Last MSU Win:** 3/30/05 (4-1 in Starkville)

**Last MSU Loss:** 5/1/11 (3-1 in Starkville)

**Last MSU Home Win:** 3/30/05 (4-1)

**Last MSU Home Loss:** 5/1/11 (3-1)

**Last MSU Road Win:** 3/19/02 (8-7)

**Last MSU Road Loss:** 4/11/10 (6-1)

**Highest Scoring Game:** 28 (LSU, 15-13, 3/26/03 in Starkville)

**Largest Margin Of Victory:** 4 (6-2, 3/27/03 in Starkville)

**Largest Margin Of Defeat:** 14 (14-0, 3/10/82 in Baton Rouge)

**Most Runs By MSU:** 13 (L, 15-13, 3/26/03 in Starkville)

**Most Runs By LSU:** 15, twice

**MSU In One-Run Games:** 2-15

**MSU In Extra-Inning Games:** 1-5

## OLE MISS (Mississippi State leads 31-20)

3/6/97	Ole Miss	3-2	Starkville, Miss.
3/6/97	Mississippi State	2-1 (8)	Starkville, Miss.
4/30/97	Ole Miss	1-0 (9)	Oxford, Miss.
4/30/97	Ole Miss	4-1	Oxford, Miss.
4/1/98	Mississippi State	7-0	Oxford, Miss.
4/1/98	Mississippi State	5-3	Oxford, Miss.
4/25/98	Mississippi State	11-0 (5)	Starkville, Miss.
4/25/98	Mississippi State	4-3	Starkville, Miss.
3/19/99	Ole Miss	5-4 (11)	Oxford, Miss.
3/19/99	Ole Miss	4-1	Oxford, Miss.
3/20/99	Mississippi State	8-0 (5)	Oxford, Miss.
3/20/99	Ole Miss	8-0 (6)	Oxford, Miss.
3/17/00	Mississippi State	4-3	Starkville, Miss.
3/17/00	Mississippi State	7-4	Starkville, Miss.
3/18/00	Mississippi State	3-1	Starkville, Miss.
3/18/00	Ole Miss	6-0	Starkville, Miss.
3/27/01	Mississippi State	2-1	Oxford, Miss.
3/27/01	Mississippi State	7-5 (11)	Oxford, Miss.
3/28/01	Mississippi State	12-0 (5)	Oxford, Miss.
4/10/02	Mississippi State	1-0	Starkville, Miss.
4/10/02	Mississippi State	8-1	Starkville, Miss.
4/11/02	Mississippi State	1-0	Starkville, Miss.
4/9/03	Mississippi State	14-0 (5)	Oxford, Miss.
4/10/03	Ole Miss	6-5	Oxford, Miss.
4/10/03	Ole Miss	10-8 (8)	Oxford, Miss.
4/20/04	Mississippi State	8-0 (5)	Starkville, Miss.
4/20/04	Mississippi State	2-1	Starkville, Miss.
4/21/04	Mississippi State	7-2	Starkville, Miss.
4/13/05	Ole Miss	2-0	Starkville, Miss.
4/19/05	Mississippi State	4-0	Oxford, Miss.
4/26/05	Ole Miss	4-0	Ridgeland, Miss.\$
4/5/06	Ole Miss	2-1	Ridgeland, Miss.\$
4/11/06	Ole Miss	6-5	Oxford, Miss.
4/26/06	Ole Miss	1-0	Starkville, Miss.
3/27/07	Mississippi State	5-2	Madison, Miss.\$
4/6/07	Ole Miss	3-2	Starkville, Miss.
4/7/07	Mississippi State	7-4	Starkville, Miss.
4/7/07	Mississippi State	8-0	Starkville, Miss.
3/21/08	Mississippi State	5-3	Oxford, Miss.
3/21/08	Mississippi State	3-2	Oxford, Miss.
3/22/08	Mississippi State	8-3	Oxford, Miss.
4/8/08	Ole Miss	2-1	Ridgeland, Miss.\$
4/1/09	Ole Miss	8-3	Madison, Miss.\$
5/2/09	Mississippi State	6-2	Starkville, Miss.
5/2/09	Mississippi State	8-0 (5)	Starkville, Miss.
3/20/10	Ole Miss	6-4	Oxford, Miss.
3/20/10	Ole Miss	9-2	Oxford, Miss.
3/21/10	Mississippi State	11-5	Oxford, Miss.
4/1/11	Ole Miss	6-0	Starkville, Miss.
4/2/11	Mississippi State	3-0	Starkville, Miss.
4/3/11	Mississippi State	9-3	Starkville, Miss.

\$ - M&F Bank Fastpitch Classic

### SERIES NOTES

**Total Runs Scored:** Mississippi State 230, Ole Miss 144

**MSU At Home:** 18-6

**MSU On The Road:** 12-10

**MSU At Neutral:** 1-4

**Longest MSU Win Streak:** 7 (3/27/01-4/11/02)

**Longest MSU Losing Streak:** 4 (4/26/05-4/26/06)

**Last MSU Win:** 4/3/11 (9-3 in Starkville)

**Last MSU Loss:** 4/1/11 (6-0 in Starkville)

**Last MSU Home Win:** 4/3/11 (9-3 in Starkville)

**Last MSU Home Loss:** 4/1/11 (6-0 in Starkville)

**Last MSU Road Win:** 3/21/10 (11-5)

**Last MSU Road Loss:** 3/20/10 (9-2)

**Highest Scoring Game:** 18 (UM, 10-8, 4/10/03 in Oxford)

**Largest Margin Of Victory:** 14 (14-0, 4/9/03 in Oxford)

**Largest Margin Of Defeat:** 8, two times

**Most Runs By MSU:** 14 (W, 14-0, 4/9/03 in Oxford)

**Most Runs By UM:** 10 (W, 10-8, 4/10/03 in Oxford)

**MSU In One-Run Games:** 8-9

**MSU In Extra-Inning Games:** 2-3

## SOUTH CAROLINA (Mississippi State leads 24-23)

4/28/85	South Carolina	7-3	Cookeville, Tenn.
4/28/85	South Carolina	5-4	Cookeville, Tenn.
3/22/97	South Carolina	4-0 (8)	Starkville, Miss.
3/22/97	South Carolina	5-3	Starkville, Miss.
5/8/98	South Carolina	2-0	Columbus, Ga.+
5/9/98	Mississippi State	3-0	Columbus, Ga.+
3/26/99	South Carolina	1-0	Starkville, Miss.
3/26/99	Mississippi State	5-2	Starkville, Miss.
5/15/99	Mississippi State	2-1	Columbus, Ga.+
3/12/00	South Carolina	2-1 (8)	Tampa, Fla.\$
3/24/00	South Carolina	2-1 (9)	Columbia, S.C.
3/24/00	Mississippi State	6-2	Columbia, S.C.
3/17/01	South Carolina	7-1	Columbia, S.C.
3/17/01	Mississippi State	1-0	Columbia, S.C.
3/18/01	South Carolina	2-0	Columbia, S.C.
3/16/02	South Carolina	4-2	Starkville, Miss.
3/16/02	South Carolina	5-2	Starkville, Miss.
3/17/02	Mississippi State	11-10 (9)	Starkville, Miss.
5/9/02	South Carolina	11-5	Chattanooga, Tenn.+
3/8/03	Mississippi State	6-2	Columbia, S.C.
3/8/03	South Carolina	11-3 (6)	Columbia, S.C.
3/9/03	South Carolina	5-2	Columbia, S.C.
5/9/03	South Carolina	2-1	Plant City, Fla.+
3/6/04	South Carolina	2-1	Starkville, Miss.
3/6/04	Mississippi State	8-0 (5)	Starkville, Miss.
3/7/04	South Carolina	7-4	Starkville, Miss.
5/7/05	South Carolina	3-2	Columbia, S.C.
5/7/05	South Carolina	7-5	Columbia, S.C.
5/8/05	Mississippi State	3-2	Columbia, S.C.
5/13/05	Mississippi State	4-1	Gainesville, Fla.+
3/25/06	Mississippi State	4-3 (10)	Starkville, Miss.
3/25/06	Mississippi State	2-1	Starkville, Miss.
3/26/06	South Carolina	6-2	Starkville, Miss.
3/31/07	Mississippi State	2-1	Starkville, Miss.
3/31/07	Mississippi State	4-3	Starkville, Miss.
4/1/07	Mississippi State	8-7 (8)	Starkville, Miss.
4/12/08	Mississippi State	1-0	Columbia, S.C.
4/12/08	Mississippi State	3-1	Columbia, S.C.
4/13/08	Mississippi State	9-1 (6)	Columbia, S.C.
4/18/09	Mississippi State	4-2	Starkville, Miss.
4/18/09	South Carolina	2-0	Starkville, Miss.
4/19/09	Mississippi State	10-2 (6)	Starkville, Miss.
4/17/10	Mississippi State	2-1	Columbia, S.C.
4/17/10	South Carolina	8-4	Columbia, S.C.
4/18/10	Mississippi State	3-1	Columbia, S.C.
3/9/11	Mississippi State	2-1	Starkville, Miss.
3/9/11	Mississippi State	11-5	Starkville, Miss.

+ Southeastern Conference Tournament

\$ USF Speedline Invitational

### SERIES NOTES

**Total Runs Scored:** Mississippi State 160, South Carolina 156

**MSU At Home:** 12-9

**MSU On The Road:** 9-8

**MSU At Neutral:** 3-6

**Longest MSU Win Streak:** 7 (3/31/07-4/18/09)

**Longest MSU Losing Streak:** 5 (4/28/85-5/8/98)

**Last MSU Win:** 3/9/11 (11-5 in Starkville)

**Last MSU Loss:** 4/17/10 (8-4 in Columbia)

**Last MSU Home Win:** 3/9/11 (11-5)

**Last MSU Home Loss:** 4/18/09 (2-0)

**Last MSU Road Win:** 4/18/10 (3-1)

**Last MSU Road Loss:** 4/17/10 (8-4)

**Highest Scoring Game:** 21 (MSU, 11-10, 3/17/02 in Starkville)

**Largest Margin Of Victory:** 8, three times

# SEC SERIES HISTORY

## TENNESSEE (Tennessee leads 27-15)

4/13/97	Mississippi State	5-4 (8)	Knoxville, Tenn.
4/13/97	Tennessee	11-0 (5)	Knoxville, Tenn.
4/11/98	Mississippi State	3-0	Starkville, Miss.
4/11/98	Tennessee	3-2	Starkville, Miss.
4/18/99	Tennessee	9-1 (6)	Knoxville, Tenn.
4/18/99	Tennessee	11-7	Knoxville, Tenn.
5/14/99	Tennessee	4-2	Columbus, Ga.+
4/14/00	Mississippi State	6-1	Starkville, Miss.
4/14/00	Mississippi State	3-1	Starkville, Miss.
3/31/01	Mississippi State	13-4	Knoxville, Tenn.
3/31/01	Mississippi State	3-1	Knoxville, Tenn.
4/1/01	Mississippi State	7-1	Knoxville, Tenn.
3/29/02	Tennessee	2-0	Starkville, Miss.
3/29/02	Mississippi State	8-1	Starkville, Miss.
3/22/03	Tennessee	8-0 (5)	Knoxville, Tenn.
3/22/03	Mississippi State	11-7	Knoxville, Tenn.
3/23/03	Tennessee	16-2 (5)	Knoxville, Tenn.
3/20/04	Tennessee	10-1	Starkville, Miss.
3/20/04	Tennessee	6-3	Starkville, Miss.
3/21/04	Tennessee	5-3 (8)	Starkville, Miss.
5/13/04	Mississippi State	8-2	Tuscaloosa, Ala.+
3/19/05	Tennessee	1-0	Knoxville, Tenn.
3/19/05	Tennessee	8-4	Knoxville, Tenn.
3/20/05	Tennessee	3-1	Knoxville, Tenn.
5/14/05	Tennessee	3-0	Gainesville, Fla.+
4/22/06	Tennessee	2-1	Starkville, Miss.
4/22/06	Tennessee	3-1	Starkville, Miss.
4/23/06	Tennessee	10-0 (5)	Starkville, Miss.
3/17/07	Tennessee	3-0	Knoxville, Tenn.
3/17/07	Tennessee	2-1 (8)	Knoxville, Tenn.
3/18/07	Tennessee	5-1	Knoxville, Tenn.
4/26/08	Mississippi State	2-1	Starkville, Miss.
4/26/08	Tennessee	8-6	Starkville, Miss.
3/28/09	Mississippi State	5-4	Knoxville, Tenn.
3/28/09	Tennessee	8-0 (5)	Knoxville, Tenn.
3/29/09	Mississippi State	10-6	Knoxville, Tenn.
3/9/10	Tennessee	8-4	Starkville, Miss.
3/9/10	Mississippi State	5-4	Starkville, Miss.
3/10/10	Tennessee	10-4	Starkville, Miss.
4/21/11	Tennessee	2-0	Knoxville, Tenn.
4/22/11	Tennessee	8-0 (6)	Knoxville, Tenn.
4/23/11	Mississippi State	3-2	Knoxville, Tenn.

+ Southeastern Conference Tournament

### SERIES NOTES

**Total Runs Scored:** Tennessee 208, Mississippi State 135

**MSU At Home:** 6-11

**MSU On The Road:** 8-14

**MSU At Neutral:** 1-2

**Longest MSU Win Streak:** 5 (4/14/00-4/1/01)

**Longest MSU Losing Streak:** 10 (3/19/05-3/18/07)

**Last MSU Win:** 4/23/11 (3-2 in Knoxville)

**Last MSU Loss:** 4/22/11 (8-0 in Knoxville)

**Last MSU Home Win:** 3/9/10 (5-4)

**Last MSU Home Loss:** 3/10/10 (10-4)

**Last MSU Road Win:** 4/23/11 (3-2)

**Last MSU Road Loss:** 4/22/11 (8-0)

**Highest Scoring Game:** 18, twice

**Largest Margin Of Victory:** 9 (W, 13-4 In Knoxville)

**Largest Margin Of Defeat:** 14 (16-2, 3/23/03 In Knoxville)

**Most Runs By MSU:** 13 (W, 13-4, 3/31/01 In Knoxville)

**Most Runs By UT:** 16 (W, 16-2, 3/23/03 In Knoxville)

**MSU In One-Run Games:** 5-4

**MSU In Extra-Inning Games:** 1-2

# A NEW ERA OF BULLDOG SOFTBALL

MISSISSIPPI  
STATE



# NON-CONFERENCE SERIES HISTORY

**AKRON** ..... **UA leads 1-0**  
4/13/85 ..... L ..... 0-2 ..... Owensboro, KY

**ALABAMA A&M** ..... **MSU leads 2-0**  
2/20/04 ..... W ..... 13-0 (5) ..... Starkville, MS  
2/22/04 ..... W ..... 13-0 (5) ..... Starkville, MS

**ALABAMA STATE** ..... **MSU leads 2-0**  
3/1/97 ..... W ..... 30-0 (5) ..... Troy, AL  
3/2/97 ..... W ..... 18-0 (5) ..... Troy, AL

**ALCORN STATE** ..... **MSU leads 4-0**  
2/22/97 ..... W ..... 19-0 (5) ..... Monroe, LA  
2/26/06 ..... W ..... 9-0 (5) ..... Starkville, MS  
3/29/11 ..... W ..... 11-2 (5) ..... Starkville, MS  
3/29/11 ..... W ..... 10-1 (5) ..... Starkville, MS

**ARIZONA** ..... **UA leads 2-1**  
2/9/02 ..... W ..... 7-1 ..... Phoenix, AZ  
2/9/03 ..... L ..... 2-9 ..... Phoenix, AZ  
5/19/07 ..... L ..... 0-8 ..... Tucson, AZ

**ARIZONA STATE** ..... **ASU leads 2-1**  
2/22/02 ..... W ..... 2-1 ..... Columbus, GA  
5/16/02 ..... L ..... 1-4 ..... Lafayette, LA  
2/8/03 ..... L ..... 4-5 ..... Phoenix, AZ

**ARKANSAS STATE** ..... **MSU leads 6-0**  
4/14/84 ..... W ..... 8-4 ..... Owensboro, KY  
3/26/85 ..... W ..... 12-0 ..... Starkville, MS  
3/26/85 ..... W ..... 11-2 ..... Starkville, MS  
3/29/86 ..... W ..... 15-0 ..... Starkville, MS  
4/10/86 ..... W ..... 12-4 ..... Jonesboro, AR  
4/10/86 ..... W ..... 9-0 ..... Jonesboro, AR

**AUSTIN PEAY** ..... **MSU leads 6-0**  
2/20/00 ..... W ..... 10-1 (5) ..... Starkville, MS  
2/20/04 ..... W ..... 4-0 ..... Starkville, MS  
2/21/04 ..... W ..... 8-0 (5) ..... Starkville, MS  
3/4/07 ..... W ..... 2-0 ..... Chattanooga, TN  
2/23/08 ..... W ..... 12-4 (6) ..... Macon, GA  
3/08/08 ..... W ..... 3-1 ..... Starkville, MS

**BAYLOR** ..... **BU leads 2-0**  
3/3/06 ..... L ..... 0-1 ..... Waco, TX  
3/5/06 ..... L ..... 1-3 ..... Waco, TX

**BELMONT** ..... **MSU leads 5-0**  
2/19/00 ..... W ..... 8-0 (6) ..... Starkville, MS  
2/6/01 ..... W ..... 9-0 (5) ..... Starkville, MS  
2/6/01 ..... W ..... 6-1 ..... Starkville, MS  
2/13/02 ..... W ..... 11-0 (5) ..... Starkville, MS  
2/13/02 ..... W ..... 2-0 ..... Starkville, MS

**BIRMINGHAM SOUTHERN** ..... **MSU leads 2-0**  
3/19/03 ..... W ..... 8-0 (5) ..... Starkville, MS  
3/19/03 ..... W ..... 4-0 ..... Starkville, MS

**BOSTON UNIVERSITY** ..... **MSU leads 1-0**  
3/11/00 ..... W ..... 4-2 ..... Tampa, FL

**BOWLING GREEN** ..... **MSU leads 3-0**  
3/4/06 ..... W ..... 3-2 (8) ..... Waco, TX  
3/5/06 ..... W ..... 6-1 ..... Waco, TX  
2/25/11 ..... W ..... 3-2 ..... Kennesaw, GA

**BRADLEY** ..... **MSU leads 3-1**  
3/18/86 ..... W ..... 2-1 ..... Starkville, MS  
3/18/86 ..... L ..... 0-6 ..... Starkville, MS  
2/6/04 ..... W ..... 11-6 ..... Starkville, MS  
2/7/04 ..... W ..... 7-1 ..... Starkville, MS

**BUTLER** ..... **MSU leads 1-0**  
2/19/11 ..... W ..... 2-0 ..... Starkville, MS

**BYU** ..... **MSU leads 2-0**  
2/28/04 ..... W ..... 2-1 ..... Houston, TX  
2/15/07 ..... W ..... 1-0 ..... Las Vegas, NV

**CALIFORNIA** ..... **Cal leads 4-2**  
2/12/99 ..... L ..... 4-6 ..... Phoenix, AZ

5/21/04 ..... L ..... 1-2 ..... Lincoln, NE  
2/25/05 ..... L ..... 4-9 ..... Palm Springs, CA  
2/16/07 ..... W ..... 9-0 (6) ..... Las Vegas, NV  
2/10/08 ..... W ..... 4-1 (9) ..... Palm Spr., CA  
5/15/09 ..... L ..... 3-8 ..... Tallahassee, FL

**UC-DAVIS** ..... **UCD leads 1-0**  
2/16/07 ..... L ..... 1-2 ..... Las Vegas, NV

**CAL POLY-SLO** ..... **Cal Poly leads 1-0**  
2/26/98 ..... L ..... 2-5 (8) ..... Santa Barbara, CA

**CAL ST. FULLERTON** ..... **Fullerton leads 2-1**  
2/12/00 ..... L ..... 1-5 ..... Phoenix, AZ  
2/8/03 ..... L ..... 0-3 ..... Phoenix, AZ  
2/25/05 ..... W ..... 5-4 (8) ..... Palm Springs, CA

**CAL ST. NORTHRIDGE** ..... **Series tied 1-1**  
2/8/08 ..... W ..... 4-2 ..... Palm Springs, CA  
3/14/10 ..... L ..... 6-13 ..... Fresno, CA

**CARTHAGE COLLEGE** ..... **Series tied 1-1**  
3/20/82 ..... W ..... 6-1 ..... Starkville, MS  
3/20/82 ..... L ..... 13-16 ..... Starkville, MS

**CENTENARY** ..... **MSU leads 1-0**  
2/7/99 ..... W ..... 4-1 ..... Shreveport, LA

**CENTRAL MICHIGAN** ..... **CMU leads 1-0**  
3/7/02 ..... L ..... 0-2 ..... Plant City, FL

**CENTRAL OK. STATE** ..... **MSU leads 1-0**  
4/18/86 ..... W ..... 3-2 ..... Arlington, TX

**CHARLESTON SOUTHERN** ..... **MSU leads 2-0**  
3/07/08 ..... W ..... 19-2 (5) ..... Starkville, MS  
3/08/08 ..... W ..... 5-1 ..... Starkville, MS

**CHATTANOOGA** ..... **MSU leads 7-1**  
2/21/98 ..... W ..... 8-0 (6) ..... Starkville, MS  
3/7/98 ..... W ..... 6-0 ..... Tampa, FL  
2/20/99 ..... W ..... 3-1 ..... Starkville, MS  
2/19/00 ..... W ..... 7-5 ..... Starkville, MS  
5/18/00 ..... W ..... 6-1 ..... Seattle, WA  
3/16/04 ..... W ..... 9-0 (5) ..... Chattanooga, TN  
3/16/04 ..... W ..... 2-1 ..... Chattanooga, TN  
3/3/07 ..... L ..... 3-11 (5) ..... Chattanooga, TN

**CLEVELAND STATE JC** ..... **MSU leads 1-0**  
4/26/85 ..... W ..... 5-2 ..... Cookeville, TN

**COASTAL CAROLINA** ..... **MSU leads 2-1**  
3/11/03 ..... W ..... 4-3 ..... Conway, SC  
3/12/03 ..... W ..... 10-2 ..... Conway, SC  
3/12/03 ..... L ..... 6-7 ..... Conway, SC

**COLORADO STATE** ..... **Series tied 2-2**  
3/14/97 ..... L ..... 6-11 ..... San Jose, CA  
2/15/02 ..... W ..... 10-2 (6) ..... Starkville, MS  
2/23/03 ..... W ..... 5-3 ..... Las Cruces, NM  
3/12/10 ..... L ..... 5-6 (8) ..... Fresno, CA

**CONNECTICUT** ..... **UConn leads 1-0**  
2/23/02 ..... L ..... 3-6 ..... Columbus, GA

**DELTA STATE** ..... **MSU leads 6-0**  
4/1/86 ..... W ..... 11-1 ..... Itta Bena, MS  
4/1/86 ..... W ..... 9-2 ..... Itta Bena, MS  
4/22/86 ..... W ..... 11-1 ..... Starkville, MS  
4/22/86 ..... W ..... 6-2 ..... Starkville, MS  
4/8/98 ..... W ..... 1-0 ..... Starkville, MS  
4/6/99 ..... W ..... 7-1 ..... Starkville, MS

**DREXEL** ..... **MSU leads 1-0**  
2/18/01 ..... W ..... 4-1 ..... Starkville, MS

**EAST TENNESSEE ST.** ..... **MSU leads 3-0**  
2/17/06 ..... W ..... 9-1 (6) ..... Starkville, MS  
2/19/06 ..... W ..... 6-0 ..... Starkville, MS  
3/13/10 ..... W ..... 9-0 (5) ..... Fresno, CA

**EASTERN CONNECTICUT** ..... **ECU leads 1-0**  
3/15/83 ..... L ..... 1-2 ..... Columbia, SC

**EASTERN MICHIGAN** ..... **MSU leads 1-0**  
3/20/86 ..... W ..... 1-0 ..... Tallahassee, FL

**EVANSVILLE** ..... **MSU leads 3-1**  
2/28/98 ..... W ..... 7-2 ..... Santa Barbara, CA  
2/19/99 ..... L ..... 2-3 (8) ..... Starkville, MS  
2/21/99 ..... W ..... 1-0 ..... Starkville, MS  
2/21/09 ..... W ..... 7-0 ..... Starkville, MS

**FAIRLEIGH DICKINSON** ..... **MSU leads 1-0**  
3/15/83 ..... W ..... 21-6 ..... Columbia, SC

**FLORIDA A&M** ..... **MSU leads 4-2**  
3/7/84 ..... W ..... 11-0 ..... Starkville, MS  
3/7/84 ..... W ..... 11-8 ..... Starkville, MS  
3/17/84 ..... W ..... 5-2 ..... Tallahassee, FL  
3/22/85 ..... L ..... 0-1 ..... Tallahassee, FL  
3/5/98 ..... L ..... 3-8 ..... Tampa, FL  
3/4/05 ..... W ..... 4-2 ..... Marietta, GA

**FLORIDA ATLANTIC** ..... **FAU leads 3-1**  
3/6/99 ..... W ..... 10-2 ..... Tampa, FL  
3/10/01 ..... L ..... 2-3 ..... Tampa, FL  
3/7/02 ..... L ..... 0-6 ..... Plant City, FL  
5/21/04 ..... L ..... 0-1 ..... Lincoln, NE

**FLORIDA GULF COAST** ..... **FGCU leads 1-0**  
3/5/09 ..... L ..... 3-8 ..... Honolulu, HI

**FLORIDA INTERNATIONAL** ..... **MSU leads 2-0**  
3/9/02 ..... W ..... 3-2 (8) ..... Plant City, FL  
5/15/03 ..... W ..... 4-2 ..... Lincoln, NE

**FLORIDA STATE** ..... **MSU leads 7-6**  
3/8/84 ..... L ..... 0-1 (9) ..... Starkville, MS  
3/8/84 ..... L ..... 2-6 ..... Starkville, MS  
3/16/84 ..... L ..... 0-5 ..... Tallahassee, FL  
3/21/86 ..... L ..... 1-3 ..... Tallahassee, FL  
3/4/99 ..... W ..... 2-1 ..... Tampa, FL  
3/4/00 ..... W ..... 4-0 ..... Columbus, GA  
3/3/02 ..... W ..... 2-0 ..... Tallahassee, FL  
2/28/03 ..... W ..... 3-1 ..... Tallahassee, FL  
2/23/07 ..... L ..... 2-4 ..... Columbus, GA  
2/15/09 ..... W ..... 5-4 ..... Tallahassee, FL  
5/16/09 ..... L ..... 0-5 ..... Tallahassee, FL  
3/11/11 ..... W ..... 9-8 (10) ..... Tuscaloosa, AL  
3/12/11 ..... W ..... 8-7 ..... Tuscaloosa, AL

**FORDHAM** ..... **MSU leads 1-0**  
2/16/08 ..... W ..... 6-5 (8) ..... Starkville, MS

**FRESNO STATE** ..... **FSU leads 3-0**  
2/11/00 ..... L ..... 2-4 ..... Phoenix, AZ  
2/24/02 ..... L ..... 1-3 ..... Columbus, GA  
3/14/10 ..... L ..... 3-11 (5) ..... Fresno, CA

**GEORGE MASON** ..... **GMU leads 1-0**  
3/16/84 ..... L ..... 8-13 ..... Tallahassee, FL

**GEORGIA SOUTHERN** ..... **MSU leads 5-0**  
3/24/98 ..... W ..... 7-1 ..... Starkville, MS  
3/24/98 ..... W ..... 9-1 (5) ..... Starkville, MS  
3/10/00 ..... W ..... 4-3 ..... Tampa, FL  
3/8/01 ..... W ..... 3-2 (9) ..... Tampa, FL  
3/5/05 ..... W ..... 7-4 ..... Marietta, GA

**GEORGIA STATE** ..... **MSU leads 2-1**  
3/15/85 ..... W ..... 17-1 ..... Starkville, MS  
3/28/86 ..... W ..... 2-0 ..... Starkville, MS  
2/26/11 ..... L ..... 5-8 ..... Kennesaw, GA

**GEORGIA TECH** ..... **MSU leads 8-2**  
4/21/99 ..... W ..... 5-0 ..... Atlanta, GA  
4/19/00 ..... W ..... 3-2 ..... Starkville, MS  
4/19/01 ..... W ..... 3-2 ..... Atlanta, GA  
4/19/01 ..... W ..... 4-1 (10) ..... Atlanta, GA  
4/18/02 ..... W ..... 7-4 ..... Starkville, MS  
4/18/02 ..... W ..... 3-0 ..... Starkville, MS

4/14/03 ..... L ..... 1-9 (5) ..... Atlanta, GA  
4/14/03 ..... L ..... 3-5 ..... Atlanta, GA  
5/8/04 ..... W ..... 10-2 (6) ..... Starkville, MS  
5/8/04 ..... W ..... 1-0 ..... Starkville, MS

**GEORGETOWN** ..... **MSU leads 3-0**  
3/29/08 ..... W ..... 8-0 (5) ..... Starkville, MS  
3/30/08 ..... W ..... 7-2 ..... Starkville, MS  
3/13/10 ..... W ..... 7-6 ..... Fresno, CA

**GRAMBLING** ..... **MSU leads 3-0**  
3/29/85 ..... W ..... 11-2 ..... Columbus, MS  
4/20/85 ..... W ..... 6-5 ..... Grambling, LA  
4/20/85 ..... W ..... 11-1 ..... Grambling, LA

**HAWAII** ..... **UH leads 3-1**  
2/17/07 ..... L ..... 2-3 ..... Las Vegas, NV  
5/16/08 ..... L ..... 7-9 ..... Tempe, AZ  
5/17/08 ..... L ..... 4-7 ..... Tempe, AZ  
3/6/09 ..... W ..... 14-11 ..... Honolulu, HI

**HOFSTRA** ..... **MSU leads 2-1**  
3/7/98 ..... W ..... 8-3 ..... Tampa, FL  
3/5/99 ..... W ..... 4-1 ..... Tampa, FL  
2/26/10 ..... L ..... 1-2 ..... Columbus, GA

**HOUSTON** ..... **UH leads 1-0**  
2/27/04 ..... L ..... 1-3 ..... Houston, TX

**IDAHO STATE** ..... **ISU leads 1-0**  
3/27/82 ..... L ..... 0-8 ..... Bartlesville, OK

**ILLINOIS CENTRAL JC** ..... **MSU leads 1-0**  
4/13/85 ..... W ..... 5-3 ..... Owensboro, KY

**ILLINOIS-CHICAGO** ..... **MSU leads 2-1**  
3/11/00 ..... W ..... 4-2 ..... Tampa, FL  
2/22/03 ..... W ..... 4-1 ..... Las Cruces, NM  
2/11/11 ..... L ..... 4-5 ..... Las Vegas, NV

**ILLINOIS STATE** ..... **Series tied 1-1**  
4/15/83 ..... L ..... 0-2 ..... Ruston, LA  
2/28/10 ..... W ..... 9-3 ..... Columbus, GA

**INDIANA STATE** ..... **MSU leads 1-0**  
3/6/07 ..... W ..... 2-1 ..... Starkville, MS

**IONA** ..... **MSU leads 1-0**  
2/7/09 ..... W ..... 10-0 (5) ..... Starkville, MS

**IOWA** ..... **UI leads 2-1**  
4/3/82 ..... L ..... 1-6 ..... Springfield, MO  
3/5/98 ..... L ..... 2-4 ..... Tampa, FL  
5/20/04 ..... W ..... 2-1 (8) ..... Lincoln, NE

**IOWA STATE** ..... **ISU leads 2-1**  
3/26/82 ..... L ..... 1-12 ..... Bartlesville, OK  
2/9/07 ..... W ..... 9-3 ..... Starkville, MS  
2/10/07 ..... L ..... 3-8 ..... Starkville, MS

**IUPUI-FORT WAYNE** ..... **MSU leads 1-0**  
2/22/03 ..... W ..... 5-1 ..... Las Cruces, NM

**JACKSON STATE** ..... **MSU leads 4-0**  
2/7/04 ..... W ..... 25-2 (5) ..... Starkville, MS  
2/8/04 ..... W ..... 18-3 (5) ..... Starkville, MS  
4/9/09 ..... W ..... 9-0 (5) ..... Starkville, MS  
4/9/09 ..... W ..... 3-0 ..... Starkville, MS

**JACKSONVILLE** ..... **MSU leads 2-0**  
2/10/06 ..... W ..... 8-0 (5) ..... Tampa, FL  
2/11/06 ..... W ..... 8-0 (5) ..... Tampa, FL

**JACKSONVILLE STATE** ..... **MSU leads 6-3**  
2/20/98 ..... W ..... 3-0 ..... Starkville, MS  
2/27/99 ..... L ..... 3-6 ..... Starkville, MS  
2/27/99 ..... W ..... 4-0 ..... Starkville, MS  
3/12/99 ..... L ..... 6-7 (8) ..... Chattanooga, TN  
3/15/00 ..... W ..... 6-0 ..... Starkville, MS  
3/15/00 ..... W ..... 5-1 ..... Starkville, MS  
4/25/01 ..... W ..... 3-2 ..... Jacksonville, AL

# NON-CONFERENCE SERIES HISTORY

4/24/02.....W.....10-1 (5).....Starkville, MS  
2/16/03.....L.....1-9 (6).....Oxford, MS

**KANSAS.....KU leads 2-0**  
4/3/82.....L.....1-9.....Springfield, MO  
3/3/02.....L.....3-4.....Tallahassee, FL

**KENNESAW STATE.....KSU leads 2-1**  
2/10/07.....W.....6-0.....Starkville, MS  
2/6/09.....L.....0-4.....Starkville, MS  
2/26/11.....L.....2-3.....Kennesaw, GA

**KENT STATE.....KSU leads 2-0**  
3/12/82.....L.....3-10.....Baton Rouge, LA  
3/12/82.....L.....8-9.....Baton Rouge, LA

**KENTUCKY WESLEYAN.....MSU leads 6-0**  
4/14/84.....W.....4-3.....Owensboro, KY  
3/9/85.....W.....8-5.....Starkville, MS  
3/9/85.....W.....7-2.....Starkville, MS  
4/12/85.....W.....4-2.....Owensboro, KY  
3/8/86.....W.....3-0.....Starkville, MS  
3/8/86.....W.....11-2.....Starkville, MS

**LINCOLN COLLEGE.....MSU leads 1-0**  
4/27/85.....W.....7-4.....Cookeville, TN

**LONG BEACH STATE.....MSU leads 1-0**  
3/11/06.....W.....13-2.....Lakewood, CA

**LA-LAFAYETTE.....ULL leads 10-3**  
3/19/82.....W.....13-3.....Starkville, MS  
3/19/82.....L.....9-15.....Starkville, MS  
2/26/83.....L.....1-2.....Lafayette, LA  
2/26/83.....L.....1-6.....Lafayette, LA  
4/7/84.....L.....0-1.....Starkville, MS  
4/7/84.....L.....2-3.....Starkville, MS  
2/28/86.....L.....1-2.....Thibodaux, LA  
4/7/86.....W.....3-0.....Lafayette, LA  
4/7/86.....W.....5-1.....Lafayette, LA  
5/2/99.....L.....1-7.....Starkville, MS  
5/2/99.....L.....2-4.....Starkville, MS  
5/18/02.....L.....3-10.....Lafayette, LA  
2/12/05.....L.....2-7.....Lafayette, LA

**LA-MONROE.....MSU leads 12-6**  
3/13/83.....L.....0-3.....Starkville, MS  
3/13/83.....W.....4-3.....Starkville, MS  
4/10/84.....L.....2-3.....Monroe, LA  
4/10/84.....L.....0-1.....Monroe, LA  
2/23/97.....L.....1-5.....Monroe, LA  
4/23/97.....L.....0-6.....Starkville, MS  
4/23/97.....W.....1-0.....Starkville, MS  
4/14/98.....W.....11-0 (6).....Monroe, LA  
4/14/98.....W.....7-5.....Monroe, LA  
4/15/99.....W.....9-1 (5).....Starkville, MS  
4/15/99.....W.....3-2 (9).....Starkville, MS  
4/11/00.....L.....1-2.....Monroe, LA  
4/11/00.....W.....3-2.....Monroe, LA  
2/20/01.....W.....2-1 (9).....Starkville, MS  
2/20/01.....W.....8-5.....Starkville, MS  
2/7/09.....W.....5-3.....Starkville, MS  
2/8/09.....W.....12-5.....Starkville, MS  
2/19/10.....W.....4-0.....College Station, TX

**LOUISIANA TECH.....LTU leads 9-7**  
4/23/83.....L.....0-4.....Starkville, MS  
4/23/83.....L.....0-9.....Starkville, MS  
3/10/84.....L.....0-4.....Starkville, MS  
3/10/84.....L.....1-9.....Starkville, MS  
4/19/85.....L.....0-3.....Ruston, LA  
4/19/85.....L.....2-5.....Ruston, LA  
4/12/86.....L.....1-2.....Starkville, MS  
4/12/86.....L.....0-1.....Starkville, MS  
4/25/97.....L.....2-5.....Starkville, MS  
4/25/97.....W.....3-2 (10).....Starkville, MS  
2/6/04.....W.....6-1.....Starkville, MS  
2/8/04.....W.....1-0.....Starkville, MS  
2/4/05.....W.....9-0 (5).....Starkville, MS  
2/6/05.....W.....9-7.....Starkville, MS  
3/9/08.....W.....5-2.....Starkville, MS

2/18/11.....W.....3-2.....Starkville, MS

**LUTHER COLLEGE.....Series tied 1-1**  
3/23/84.....W.....3-2.....Starkville, MS  
3/23/84.....L.....4-6.....Starkville, MS

**MAINE.....MSU leads 1-0**  
3/23/85.....W.....7-0.....Tallahassee, FL

**MARYLAND.....MSU leads 1-0**  
2/27/10.....W.....5-4.....Columbus, GA

**MASSACHUSETTS.....MSU leads 3-1**  
3/4/00.....W.....7-0.....Columbus, GA  
3/11/00.....W.....4-1.....Tampa, FL  
3/02/08.....W.....3-2.....Columbus, GA  
2/26/10.....L.....7-6 (9).....Columbus, GA

**MCNEESE STATE.....MSU leads 2-0**  
3/25/97.....W.....3-2.....Starkville, MS  
2/12/05.....W.....5-0.....Lafayette, LA

**MERCER.....MSU leads 2-1**  
3/11/06.....W.....4-3.....Lakewood, CA  
2/24/08.....W.....5-3.....Macon, GA  
2/25/11.....L.....5-6.....Kennesaw, GA

**MIAMI (OHIO).....MSU leads 2-0**  
2/21/03.....W.....5-2.....Las Cruces, NM  
2/14/09.....W.....3-0.....Tallahassee, FL

**MICHIGAN.....UM leads 6-1**  
3/7/98.....L.....1-2 (8).....Tampa, FL  
3/5/99.....L.....3-9.....Tampa, FL  
3/7/99.....L.....3-4.....Tampa, FL  
3/1/01.....L.....1-3.....Starkville, MS  
2/22/02.....W.....3-2.....Columbus, GA  
2/29/08.....L.....0-2.....Columbus, GA  
3/3/10.....L.....0-3.....Starkville, MS

**MICHIGAN STATE...Series tied 2-2**  
3/22/84.....L.....3-11.....Starkville, MS  
3/22/84.....L.....1-6.....Starkville, MS  
3/7/99.....W.....4-2.....Tampa, FL  
3/9/01.....W.....6-2.....Starkville, MS

**MIDDLE TENN. STATE.....MSU leads 3-1**  
3/17/05.....W.....8-0 (5).....Murfreesboro, TN  
3/17/05.....L.....5-6.....Murfreesboro, TN  
3/28/06.....W.....9-3.....Starkville, MS  
3/28/06.....W.....13-1 (5).....Starkville, MS

**MISS. UNIV. FOR WOMEN.....MSU leads 7-2**  
3/16/85.....L.....1-10.....Starkville, MS  
3/30/85.....W.....5-0.....Columbus, MS  
4/9/85.....W.....7-1.....Starkville, MS  
4/9/85.....W.....7-2.....Starkville, MS  
4/12/85.....W.....3-2.....Owensboro, KY  
4/23/85.....L.....1-5.....Columbus, MS  
4/23/85.....W.....5-1.....Columbus, MS  
4/4/86.....W.....6-5.....Starkville, MS  
4/4/86.....W.....10-0.....Starkville, MS

**MISS. VALLEY STATE.....MSU leads 20-1**  
2/14/03.....W.....14-0 (5).....Starkville, MS  
2/21/04.....W.....12-0 (5).....Starkville, MS  
2/22/04.....W.....7-0.....Starkville, MS  
2/5/05.....W.....15-0 (5).....Starkville, MS  
2/6/05.....W.....8-0 (6).....Starkville, MS  
3/21/06.....W.....5-0.....Starkville, MS  
3/21/06.....W.....6-3.....Starkville, MS  
2/21/07.....W.....10-2 (5).....Starkville, MS  
4/18/07.....L.....3-5.....Itta Bena, MS  
2/13/08.....W.....10-0 (5).....Starkville, MS  
3/29/08.....W.....10-1 (5).....Starkville, MS  
3/30/08.....W.....12-0 (5).....Starkville, MS  
2/25/09.....W.....10-4.....Itta Bena, MS  
5/8/09.....W.....10-2 (5).....Starkville, MS  
5/8/09.....W.....4-1.....Starkville, MS  
3/6/10.....W.....11-1 (5).....Starkville, MS  
3/24/10.....W.....9-6.....Itta Bena, MS

4/7/10.....W.....9-1 (5).....Ridgeland, MS  
3/6/11.....W.....8-0 (5).....Starkville, MS  
4/12/11.....W.....5-1.....Itta Bena, MS  
4/19/11.....W.....9-1 (6).....Starkville, MS

**MISSOURI.....MU leads 2-0**  
3/15/97.....L.....3-4 (8).....San Jose, CA  
2/21/98.....L.....4-7 (10).....Starkville, MS

**MONMOUTH.....MSU leads 1-0**  
3/11/03.....W.....9-1 (6).....Conway, SC

**MOUNT ST. MARY'S.....MSU leads 1-0**  
3/7/09.....W.....6-1.....Honolulu, HI

**NEBRASKA.....NU leads 3-0**  
2/7/03.....L.....5-7.....Phoenix, AZ  
5/16/03.....L.....0-8 (6).....Lincoln, NE  
2/24/07.....L.....6-7 (9).....Columbus, GA

**NEBRASKA-OMAHA.....UNO leads 1-0**  
3/26/82.....L.....0-8.....Bartlesville, OK

**NEW MEXICO.....MSU leads 2-0**  
3/14/97.....W.....4-0.....San Jose, CA  
3/15/97.....W.....7-2.....San Jose, CA

**NEW MEXICO STATE.....MSU leads 3-0**  
2/12/99.....W.....4-2.....Phoenix, AZ  
3/6/99.....W.....7-0.....Tampa, FL  
2/9/02.....W.....7-6 (8).....Phoenix, AZ

**NEVADA.....MSU leads 1-0**  
2/21/03.....W.....7-0.....Las Cruces, NM

**NICHOLLS STATE.....NSU leads 7-2**  
4/9/83.....L.....2-4.....Starkville, MS  
4/9/83.....L.....2-4.....Starkville, MS  
4/25/84.....L.....3-7.....Thibodaux, LA  
4/25/84.....L.....8-13.....Thibodaux, LA  
3/22/85.....L.....2-3 (9).....Tallahassee, FL  
4/2/85.....W.....3-2.....Starkville, MS  
4/2/85.....L.....3-5.....Starkville, MS  
2/21/97.....L.....0-6.....Monroe, LA  
3/8/02.....W.....8-0 (5).....Plant City, FL

**NORTH CAROLINA.....UNC leads 3-2**  
3/9/00.....W.....6-0.....Tampa, FL  
3/8/02.....W.....8-3.....Plant City, FL  
2/25/07.....L.....4-8.....Columbus, GA  
3/12/11.....L.....4-12 (5).....Tuscaloosa, AL  
3/13/11.....L.....2-8.....Tuscaloosa, AL

**N.C. STATE.....Series tied 2-2**  
2/4/05.....L.....1-2.....Starkville, MS  
2/5/05.....W.....5-1.....Starkville, MS  
2/29/08.....W.....4-0.....Columbus, GA  
2/27/10.....L.....3-4.....Columbus, GA

**NE MISSOURI STATE.....NEMS leads 1-0**  
4/2/82.....L.....2-3.....Springfield, MO

**NORTHERN ILLINOIS.....NIU leads 1-0**  
2/23/97.....L.....1-2.....Monroe, LA

**NORTHWESTERN STATE.....MSU leads 8-3**  
3/3/84.....W.....2-1.....Natchitoches, LA  
3/3/84.....L.....3-7.....Natchitoches, LA  
2/14/98.....L.....1-3.....Starkville, MS  
2/14/98.....W.....3-1.....Starkville, MS  
2/15/98.....W.....5-0.....Starkville, MS  
2/6/99.....L.....0-1.....Natchitoches, LA  
2/6/99.....W.....3-1.....Natchitoches, LA  
2/19/99.....W.....6-1.....Starkville, MS  
2/18/00.....W.....3-2.....Starkville, MS  
5/16/02.....W.....9-6.....Lafayette, LA  
2/24/06.....W.....5-2.....Starkville, MS

**NORTH TEXAS.....MSU leads 1-0**  
4/19/86.....W.....6-3.....Arlington, TX

**NOTRE DAME.....ND leads 1-0**  
3/15/97.....L.....3-8.....San Jose, CA

**OAKLAND.....MSU leads 2-0**  
2/27/02.....W.....5-0.....Starkville, MS  
2/27/02.....W.....10-1 (5).....Starkville, MS

**OHIO STATE.....OSU leads 3-1**  
3/23/85.....L.....2-3.....Tallahassee, FL  
3/21/86.....W.....3-2.....Tallahassee, FL  
3/6/05.....L.....0-11 (5).....Marietta, GA  
2/27/09.....L.....0-7.....Columbus, GA

**OKLAHOMA.....OU leads 2-0**  
4/16/83.....L.....0-4.....Ruston, LA  
3/3/00.....L.....4-12 (6).....Columbus, GA

**OKLAHOMA CITY.....OKC leads 1-0**  
4/19/86.....L.....2-3.....Arlington, TX

**OKLAHOMA STATE.....OSU leads 3-0**  
3/25/82.....L.....0-2.....Bartlesville, OK  
4/2/82.....L.....1-9.....Springfield, MO  
2/14/04.....L.....2-3.....San Diego, CA

**OREGON.....MSU leads 1-0**  
2/08/08.....W.....3-0.....Palm Springs, CA

**OREGON STATE.....OSU leads 4-2**  
2/9/01.....L.....0-3.....Corpus Christi, TX  
2/10/01.....L.....0-1 (8).....Corpus Christi, TX  
2/27/05.....L.....5-6.....Palm Springs, CA  
3/6/09.....L.....0-2.....Honolulu, HI  
2/20/10.....W.....13-3.....College Station, TX  
2/21/10.....W.....6-5 (8).....College Station, TX

**PACIFIC.....UP leads 2-1**  
2/26/05.....L.....4-5.....Palm Springs, CA  
5/18/07.....W.....7-1.....Tucson, AZ  
5/19/07.....L.....10-12.....Tucson, AZ

**PENN STATE.....PSU leads 2-1**  
3/9/00.....W.....2-0.....Tampa, FL  
2/24/01.....L.....3-8.....Las Vegas, NV  
2/24/01.....L.....5-6.....Las Vegas, NV

**PITTSBURGH.....Series tied 1-1**  
3/2/03.....W.....5-4 (8).....Tallahassee, FL  
2/27/04.....L.....2-3.....Houston, TX

**PURDUE.....MSU leads 3-1**  
2/9/07.....W.....6-5.....Starkville, MS  
2/11/07.....W.....8-1.....Starkville, MS  
2/13/09.....W.....4-3.....Tallahassee, FL  
2/27/11.....L.....0-5.....Kennesaw, GA

**RADFORD.....RU leads 1-0**  
3/8/09.....L.....1-3.....Honolulu, HI

**RHODE ISLAND.....URI leads 1-0**  
3/16/83.....L.....5-9.....Columbia, SC

**RUTGERS.....MSU leads 1-0**  
2/20/09.....W.....6-0.....Starkville, MS

**SAINT MARY'S (NE).....Series tied 1-1**  
3/29/86.....W.....11-1.....Starkville, MS  
3/14/97.....L.....1-2.....San Jose, CA

**SAMFORD.....MSU leads 12-2**  
2/26/97.....W.....4-0.....Starkville, MS  
2/26/97.....W.....4-0.....Starkville, MS  
3/20/97.....W.....6-1.....Birmingham, AL  
3/20/97.....W.....7-1.....Birmingham, AL  
4/21/98.....W.....3-2 (10).....Starkville, MS  
4/21/98.....W.....5-0.....Starkville, MS  
4/29/99.....W.....4-0.....Starkville, MS  
4/29/99.....W.....4-1.....Starkville, MS  
4/25/00.....L.....0-2.....Starkville, MS  
2/16/03.....W.....15-4 (5).....Oxford, MS  
3/1/06.....W.....9-1 (6).....Starkville, MS

## A NEW ERA OF BULLDOG SOFTBALL



# NON-CONFERENCE SERIES HISTORY

3/1/06 ..... W ..... 3-1 ..... Starkville, MS  
3/7/07 ..... W ..... 7-0 ..... Starkville, MS  
4/4/07 ..... L ..... 0-3 ..... Birmingham, AL

**SAN DIEGO STATE ..... SDSU leads 2-1**  
2/13/04 ..... L ..... 3-5 ..... San Diego, CA  
2/15/04 ..... L ..... 1-2 (8) ..... San Diego, CA  
2/09/08 ..... W ..... 8-0 (6) ..... Palm Springs, CA

**SANTA CLARA ..... MSU leads 1-0**  
3/5/09 ..... W ..... 11-3 ..... Honolulu, HI

**SETON HALL ..... MSU leads 1-0**  
2/23/07 ..... W ..... 23-0 (5) ..... Columbus, GA

**SIENA ..... MSU leads 2-0**  
3/14/98 ..... W ..... 2-0 ..... Starkville, MS  
3/14/98 ..... W ..... 6-0 ..... Starkville, MS

**SOUTH ALABAMA ..... MSU leads 1-0**  
4/8/09 ..... W ..... 5-2 ..... Starkville, MS

**SOUTH FLORIDA ..... Series tied 2-2**  
3/6/98 ..... L ..... 0-1 ..... Tampa, FL  
3/10/00 ..... L ..... 2-4 ..... Tampa, FL  
2/11/06 ..... W ..... 2-0 ..... Tampa, FL  
2/12/06 ..... W ..... 4-2 ..... Tampa, FL

**SOUTHERN ILLINOIS ..... MSU leads 5-3**  
2/17/01 ..... L ..... 2-3 ..... Starkville, MS  
2/15/02 ..... L ..... 0-2 ..... Starkville, MS  
2/16/02 ..... W ..... 5-3 ..... Starkville, MS  
2/17/06 ..... W ..... 2-0 ..... Starkville, MS  
2/15/08 ..... W ..... 7-3 ..... Starkville, MS  
2/17/08 ..... W ..... 4-3 ..... Starkville, MS  
2/19/11 ..... W ..... 10-8 ..... Starkville, MS  
2/20/11 ..... L ..... 4-9 ..... Starkville, MS

**SIU-EDWARDSVILLE ..... MSU leads 2-0**  
2/21/09 ..... W ..... 3-0 ..... Starkville, MS  
2/22/09 ..... W ..... 2-0 ..... Starkville, MS

**SOUTHERN MISS. .... MSU leads 30-12**  
3/22/83 ..... W ..... 3-0 ..... Starkville, MS  
3/22/83 ..... W ..... 4-3 ..... Starkville, MS  
4/12/83 ..... W ..... 3-0 ..... Hattiesburg, MS  
4/12/83 ..... W ..... 5-4 ..... Hattiesburg, MS  
4/3/84 ..... W ..... 7-6 ..... Hattiesburg, MS  
4/3/84 ..... W ..... 3-2 ..... Hattiesburg, MS  
4/17/84 ..... W ..... 4-1 ..... Starkville, MS  
4/17/84 ..... W ..... 5-0 ..... Starkville, MS  
3/19/85 ..... L ..... 3-5 (8) ..... Starkville, MS  
3/19/85 ..... L ..... 4-5 (9) ..... Starkville, MS  
3/29/85 ..... W ..... 4-0 ..... Columbus, MS  
4/4/85 ..... W ..... 6-1 ..... Hattiesburg, MS  
4/4/85 ..... W ..... 9-1 ..... Hattiesburg, MS  
3/25/86 ..... W ..... 5-4 ..... Hattiesburg, MS  
3/25/86 ..... W ..... 3-1 ..... Hattiesburg, MS  
3/28/86 ..... W ..... 4-2 ..... Starkville, MS  
4/23/86 ..... W ..... 3-2 ..... Starkville, MS  
4/23/86 ..... W ..... 5-1 ..... Starkville, MS  
3/12/99 ..... L ..... 0-4 ..... Chattanooga, TN  
4/5/00 ..... L ..... 0-2 ..... Starkville, MS  
4/5/00 ..... W ..... 2-1 ..... Starkville, MS  
4/5/01 ..... L ..... 1-2 ..... Starkville, MS  
4/5/01 ..... W ..... 9-6 ..... Starkville, MS  
2/16/02 ..... L ..... 2-7 ..... Starkville, MS  
4/3/02 ..... W ..... 6-2 ..... Hattiesburg, MS  
4/3/02 ..... L ..... 0-3 ..... Hattiesburg, MS  
2/4/03 ..... W ..... 3-1 ..... Starkville, MS  
4/3/03 ..... L ..... 5-8 ..... Madison, MS  
3/24/04 ..... L ..... 0-6 ..... Hattiesburg, MS  
4/6/04 ..... W ..... 6-3 ..... Ridgeland, MS  
3/2/05 ..... W ..... 9-0 (6) ..... Starkville, MS  
4/7/05 ..... W ..... 5-2 ..... Hattiesburg, MS  
3/7/06 ..... L ..... 0-2 ..... Starkville, MS  
3/30/06 ..... W ..... 8-0 (5) ..... Hattiesburg, MS  
4/12/07 ..... W ..... 9-2 ..... Starkville, MS

4/24/07 ..... W ..... 10-6 ..... Hattiesburg, MS  
3/18/08 ..... W ..... 9-0 (5) ..... Hattiesburg, MS  
4/23/08 ..... W ..... 5-2 ..... Starkville, MS  
2/11/09 ..... L ..... 3-7 ..... Starkville, MS  
3/17/10 ..... W ..... 14-4 ..... Hattiesburg, MS  
2/23/11 ..... W ..... 6-4 ..... Starkville, MS  
4/6/11 ..... L ..... 4-14 (5) ..... Madison, MS

**SE MISSOURI STATE ..... MSU leads 2-1**  
4/13/84 ..... L ..... 0-2 ..... Owensboro, KY  
2/24/06 ..... W ..... 5-2 ..... Starkville, MS  
2/26/06 ..... W ..... 3-0 ..... Starkville, MS

**SOUTHERN ..... MSU leads 1-0**  
3/31/10 ..... W ..... 4-1 ..... Starkville, MS

**SW MISSOURI STATE ..... SMS leads 3-1**  
3/20/85 ..... L ..... 0-1 ..... Starkville, MS  
3/20/85 ..... W ..... 4-2 ..... Starkville, MS  
3/7/86 ..... L ..... 0-2 ..... Starkville, MS  
3/7/86 ..... L ..... 3-10 ..... Starkville, MS

**STANFORD ..... Series tied 1-1**  
3/3/00 ..... W ..... 2-1 (9) ..... Columbus, GA  
3/9/02 ..... L ..... 0-7 ..... Plant City, FL

**ST. FRANCIS (PA) ..... SFU leads 1-0**  
3/4/05 ..... W ..... 7-0 ..... Marietta, GA

**STEPHEN F. AUSTIN ..... Series tied 1-1**  
3/11/82 ..... L ..... 0-10 ..... Baton Rouge, LA  
2/13/10 ..... W ..... 8-0 ..... Starkville, MS  
2/14/10 ..... W ..... 5-0 ..... Starkville, MS

**STONY BROOK ..... MSU leads 1-0**  
5/17/08 ..... W ..... 8-3 ..... Tempe, AZ

**SYRACUSE ..... MSU leads 4-0**  
2/28/03 ..... W ..... 4-1 ..... Tallahassee, FL  
3/2/03 ..... W ..... 3-2 ..... Tallahassee, FL  
3/10/06 ..... W ..... 2-1 ..... Lakewood, CA  
3/01/08 ..... W ..... 8-2 ..... Columbus, GA

**TEMPLE ..... MSU leads 2-0**  
3/10/01 ..... W ..... 3-0 ..... Starkville, MS  
3/9/02 ..... W ..... 6-0 ..... Plant City, FL

**TENNESSEE-MARTIN ..... MSU leads 2-0**  
2/21/97 ..... W ..... 4-1 ..... Monroe, LA  
3/3/07 ..... W ..... 6-5 (9) ..... Chattanooga, TN

**TENNESSEE STATE ..... MSU leads 3-0**  
3/1/97 ..... W ..... 9-0 (5) ..... Troy, AL  
3/2/97 ..... W ..... 12-1 (6) ..... Troy, AL  
2/19/06 ..... W ..... 7-1 ..... Starkville, MS

**TENNESSEE TECH ..... MSU leads 6-1**  
3/16/85 ..... W ..... 25-3 ..... Starkville, MS  
4/26/85 ..... W ..... 11-2 ..... Cookeville, TN  
2/26/00 ..... W ..... 7-4 ..... Starkville, MS  
2/26/00 ..... W ..... 5-0 ..... Starkville, MS  
2/18/01 ..... W ..... 1-0 (8) ..... Starkville, MS  
2/24/07 ..... W ..... 10-1 (6) ..... Columbus, GA  
3/2/07 ..... L ..... 4-9 ..... Chattanooga, TN

**TEXAS ..... UT leads 3-0**  
3/1/02 ..... L ..... 0-1 (14) ..... Tallahassee, FL  
5/21/05 ..... L ..... 0-2 ..... Austin, TX  
5/22/05 ..... L ..... 0-2 ..... Austin, TX

**TEXAS A&M ..... Series tied 3-3**  
2/28/86 ..... L ..... 0-6 ..... Thibodaux, LA  
2/11/00 ..... W ..... 3-2 ..... Phoenix, AZ  
2/9/03 ..... W ..... 5-2 ..... Phoenix, AZ  
2/19/10 ..... L ..... 0-9 (5) ..... College Station, TX  
2/20/10 ..... L ..... 4-13 (5) ..... College Station, TX  
3/6/11 ..... W ..... 7-3 ..... Starkville, MS

**TEXAS A&M-CC ..... MSU leads 3-0**  
2/9/01 ..... W ..... 8-0 (5) ..... Corpus Christi, TX  
5/20/05 ..... W ..... 1-0 ..... Austin, TX  
5/22/05 ..... W ..... 2-1 (8) ..... Austin, TX

**TEXAS-ARLINGTON ..... UTA leads 2-0**  
4/15/83 ..... L ..... 2-7 ..... Ruston, LA  
4/18/86 ..... L ..... 2-3 ..... Arlington, TX

**TEXAS STATE ..... MSU leads 3-1**  
3/1/86 ..... W ..... 5-3 ..... Thibodaux, LA  
2/10/01 ..... W ..... 4-2 ..... Corpus Christi, TX  
2/11/01 ..... L ..... 0-5 ..... Corpus Christi, TX  
2/8/02 ..... W ..... 8-1 ..... Phoenix, AZ

**TEXAS TECH ..... Series tied 1-1**  
3/9/01 ..... L ..... 0-1 ..... Starkville, MS  
2/8/02 ..... W ..... 12-4 (5) ..... Phoenix, AZ

**TOLEDO ..... Series tied 1-1**  
3/1/86 ..... L ..... 0-2 ..... Thibodaux, LA  
3/2/07 ..... W ..... 3-2 ..... Chattanooga, TN

**TRENTON ..... UT leads 1-0**  
3/16/83 ..... L ..... 0-5 ..... Columbia, SC

**TROY ..... MSU leads 6-0**  
3/1/97 ..... W ..... 3-2 ..... Troy, AL  
3/2/97 ..... W ..... 1-0 ..... Troy, AL  
2/19/06 ..... W ..... 3-0 ..... Starkville, MS  
3/5/05 ..... W ..... 12-6 ..... Marietta, GA  
3/5/10 ..... W ..... 8-0 ..... Starkville, MS  
3/7/10 ..... W ..... 4-3 ..... Starkville, MS

**TULSA ..... MSU leads 3-1**  
2/22/97 ..... L ..... 0-1 ..... Monroe, LA  
2/23/97 ..... W ..... 7-2 ..... Monroe, LA  
2/18/05 ..... W ..... 5-0 ..... Starkville, MS  
2/19/05 ..... W ..... 4-2 ..... Starkville, MS

**UAB ..... MSU leads 12-2**  
3/22/00 ..... W ..... 4-1 ..... Starkville, MS  
2/12/03 ..... W ..... 2-0 ..... Birmingham, AL  
4/22/03 ..... L ..... 0-3 ..... Starkville, MS  
4/27/04 ..... W ..... 11-3 (6) ..... Birmingham, AL  
4/28/04 ..... W ..... 7-0 ..... Starkville, MS  
3/8/05 ..... W ..... 8-3 ..... Birmingham, AL  
4/12/05 ..... W ..... 11-1 (5) ..... Starkville, MS  
3/20/07 ..... W ..... 5-0 ..... Birmingham, AL  
4/17/07 ..... W ..... 4-1 ..... Starkville, MS  
3/04/08 ..... W ..... 7-0 ..... Starkville, MS  
3/24/09 ..... W ..... 9-7 ..... Birmingham, AL  
2/13/10 ..... W ..... 4-0 ..... Starkville, MS  
2/14/10 ..... W ..... 6-2 ..... Starkville, MS  
3/1/11 ..... L ..... 0-8 (6) ..... Starkville, MS

**UC RIVERSIDE ..... Series tied 1-1**  
2/09/08 ..... W ..... 8-0 (5) ..... Palm Springs, CA  
2/12/11 ..... L ..... 6-7 ..... Las Vegas, NV

**UC SANTA BARBARA ..... UCSB 3-1**  
2/28/98 ..... L ..... 9-13 (9) ..... Santa Barbara, CA  
2/13/04 ..... W ..... 6-3 ..... San Diego, CA  
2/14/04 ..... L ..... 2-5 ..... San Diego, CA  
3/01/08 ..... L ..... 2-5 (8) ..... Columbus, GA

**UCLA ..... UCLA leads 3-0**  
2/12/99 ..... L ..... 0-5 ..... Phoenix, AZ  
3/10/06 ..... L ..... 0-2 ..... Lakewood, CA  
3/12/06 ..... L ..... 0-3 ..... Lakewood, CA

**UNLV ..... UNLV leads 3-1**  
2/13/99 ..... W ..... 9-1 (5) ..... Phoenix, AZ  
2/23/01 ..... L ..... 2-3 ..... Las Vegas, NV  
2/23/01 ..... L ..... 0-2 ..... Las Vegas, NV  
2/11/11 ..... L ..... 9-10 (9) ..... Las Vegas, NV

**UTAH ..... Utah leads 4-2**  
3/25/82 ..... L ..... 0-9 ..... Bartlesville, OK  
2/12/00 ..... L ..... 6-8 (9) ..... Phoenix, AZ  
5/19/00 ..... W ..... 11-3 (6) ..... Seattle, WA  
5/20/00 ..... L ..... 1-4 ..... Seattle, WA  
3/8/01 ..... L ..... 2-3 ..... Tampa, FL  
2/26/05 ..... W ..... 10-3 ..... Palm Springs, CA

**UTAH STATE ..... MSU leads 3-0**  
2/13/99 ..... W ..... 7-2 ..... Phoenix, AZ  
2/13/00 ..... W ..... 5-4 ..... Phoenix, AZ  
2/17/07 ..... W ..... 6-3 ..... Las Vegas, NV

**VILLANOVA ..... MSU leads 1-0**  
2/28/04 ..... W ..... 3-1 ..... Houston, TX

**VIRGINIA ..... MSU leads 1-0**  
2/29/04 ..... W ..... 5-0 ..... Houston, TX

**VIRGINIA TECH ..... VT leads 1-0**  
3/5/05 ..... L ..... 3-4 ..... Marietta, GA

**WASHINGTON ..... UW leads 4-1**  
5/20/00 ..... L ..... 1-4 ..... Seattle, WA  
5/16/03 ..... L ..... 0-8 (6) ..... Lincoln, NE  
3/3/06 ..... W ..... 3-0 ..... Waco, TX  
3/4/06 ..... L ..... 1-8 ..... Waco, TX  
2/12/11 ..... L ..... 5-18 ..... Las Vegas, NV

**WEST FLORIDA ..... MSU leads 1-0**  
3/20/86 ..... W ..... 4-0 ..... Tallahassee, FL

**WEST GEORGIA ..... MSU leads 2-0**  
3/15/85 ..... W ..... 12-0 ..... Starkville, MS  
3/30/85 ..... W ..... 14-2 ..... Columbus, MS

**WESTERN ILLINOIS ..... WIU leads 3-0**  
3/19/84 ..... L ..... 7-8 (8) ..... Starkville, MS  
3/19/84 ..... L ..... 0-1 (10) ..... Starkville, MS  
3/23/85 ..... L ..... 3-5 ..... Tallahassee, FL

**WESTERN KENTUCKY ..... WKU leads 2-1**  
2/10/06 ..... W ..... 3-1 ..... Tampa, FL  
2/23/08 ..... L ..... 1-2 ..... Macon, GA  
2/24/08 ..... L ..... 2-4 ..... Macon, GA

**WESTERN MICHIGAN ..... MSU leads 1-0**  
3/6/98 ..... W ..... 5-1 ..... Tampa, FL

**WILLIAM WOODS ..... WWU leads 1-0**  
4/13/84 ..... L ..... 0-1 ..... Owensboro, KY

**WINTHROP ..... MSU leads 2-0**  
2/18/00 ..... W ..... 9-3 ..... Starkville, MS  
2/17/01 ..... W ..... 14-2 (5) ..... Starkville, MS

**WISCONSIN ..... MSU leads 1-0**  
2/7/03 ..... W ..... 9-2 ..... Phoenix, AZ

**WRIGHT STATE ..... MSU leads 3-0**  
2/15/08 ..... W ..... 4-0 ..... Starkville, MS  
2/16/08 ..... W ..... 5-2 ..... Starkville, MS  
3/6/10 ..... W ..... 7-2 ..... Starkville, MS

# ALL-TIME LETTERWINNERS

## VS. CONFERENCES

America East.....	3-0
Atlantic 10.....	6-2
Atlantic Coast.....	21-14
Atlantic Sun.....	20-7
Big 12.....	5-23
Big East.....	11-3
Big South.....	9-2
Big 10.....	10-16
Big West.....	8-10
Colonial Athletic Association.....	3-3
Conference USA.....	43-16
Horizon.....	7-1
Independents.....	3-1
Metro-Atlantic Athletic.....	3-0
Mid-American.....	8-6
Mid-Continent.....	3-3
Mid-Eastern Athletic.....	4-2
Missouri Valley.....	13-8
Mountain West.....	10-11
Northeast.....	4-0
Ohio Valley.....	40-9
Pacific-12.....	9-19
Southeastern.....	191-250
SEC West.....	99-157
SEC East.....	101-113
Southern.....	12-1
Southland.....	28-20
Southwestern Athletic.....	36-1
Sun Belt.....	17-13
Western Athletic.....	12-16
West Coast.....	1-0

<b>Division II.....</b>	<b>15-2</b>
Lone Star.....	1-0
Gulf South.....	8-0
North Central Intercollegiate Athletic.....	0-1
Great Lakes Valley.....	6-0
Mid-America Intercollegiate Athletics.....	0-1

<b>Division III.....</b>	<b>2-3</b>
Conference of Illinois/Wisconsin.....	1-1
Little East.....	0-1
Iowa Intercollegiate Athletic.....	1-1

<b>NAIA.....</b>	<b>0-1</b>
Sooner Athletic.....	0-1
Schools That No Longer Sponsor.....	13-3

### A

**Akins, Susan (1983)**  
RHP, #34, Memphis, Tenn.

**Anderson, Autumn (1998-99)**  
RHP, #20, Farmington, N.M.

### B

**Bailey, Jessie (2007-10)**  
INF, #6, Lithonia, Ga.

**Bailey, Sammie Jo (2006-09)**  
1B, #34, Lithonia, Ga.

**Bainbridge, Ali (2008-11)**  
2B, #1, Vestavia Hills, Ala.

**Bateman, Megan (2007-08)**  
C, #11, Brookhaven, Miss.

**Baxstrum, Lynn (1982)**  
2B, #41, Philadelphia, Miss.

**Becker, Stephanie (2010-Present)**  
LHP, #11, Aurora, Ill.

**Bell, Brittany (2008-Present)**  
OF, #13, Brandon, Fla.

**Bell, Briana (2011-Present)**  
OF, #21, Brandon, Fla.

**Benardo, Ariana (1997-98)**  
2B, #4, Torrance, Calif.

**Best, Brooke (2000-03)**  
2B, #3, Ooltewah, Tenn.

**Blake, Ragan (2005-06)**  
RHP, #11, Sugar Land, Texas

**Bonar, Vicki (1984-85)**  
RHP, #5, Royal Oak, Mich.

**Boyce, Nakita (2005-08)**  
OF, #7, Springfield, Mo.

**Bramlett, Chelsea (2007-10)**  
C, #18, Cordova, Tenn.

**Brown, Blaire (2001-04)**  
C, #34, Yucaipa, Calif.

**Burcham, Tina (1983)**  
OF, #30, Florence, Ala.

**Bures, Courtney (2005-08)**  
INF, #3, Haymarket, Va.

**Bushby, Chris (1997-2000)**  
OF, #18, Starkville, Miss.

### C

**Calvert, Kayla (1999)**  
RHP, #19, Lafayette, Ind.

**Clark, Julie (1984)**  
1B, #8, Baton Rouge, La.

**Clark, Tracy (1997-99)**  
OF, #26, Valencia, Calif.

**Comeaux, Stephanie (2004-07)**  
RHP, #1, Lucedale, Miss.

**Cooley, Jessica (2010-Present)**  
INF/OF, #2, Birmingham, Ala.

**Cooley, Katie (2004-07)**  
C/OF, #17, Birmingham, Ala.

### D

**Dabbs, Stacey (1984-85)**  
OF, #9, Baton Rouge, La.

**Davis, Kim (1985-86)**  
RHP, #18, Monroe, La.

**Delaneville, Summer (2003)**  
RHP, #8, LaPlace, La.

**DeNomie, Janice (1982-84)**  
RHP, #41, Memphis, Tenn.

**Dunlap, Lindsey (2009-Present)**  
LHP, #32, Hueytown, Ala.

### E

**Ellwood, Susan (1985)**  
C/3B, #13, Baton Rouge, La.

### F

**Feldt, Shawna (1998)**  
UTL, #3, Vancouver, Wash.

**Fisher, Shelby (2010-Present)**  
1B, #14, Scottsdale, Ariz.

**Flesher, Misty (2008-Present)**  
RHP, #17, Lone Grove, Okla.

**Frank, Courtney (2000, 03)**  
RHP, #16, Kent, Wash.

**Futch, Karen (1983-84)**  
1B, #44, Titusville, Fla.

### G

**Gates, Brittany (2009-Present)**  
OF, #4, Houston, Miss.

**Gates, Michelle (1997-2000)**  
RHP/3B, #7, Chowchilla, Calif.

**Gaul, Erika (2012-Present)**  
INF, #23, Clermont, Fla.  
**Gentry, Pam (1986)**  
C, #14, Monroe, La.

**Goldsmith, Connie (1999)**  
OF, #34, Starkville, Miss.

**Goodwin, Robynn (2000)**  
C, #72, Starkville, Miss.

**Gregory, Rhonda (1982)**  
OF, #32, Pontotoc, Miss.

**Gregory, Vickie (1982)**  
OF, #42, Pontotoc, Miss.

**Gresham, Stacy (1986)**  
1B, #44, Florence, Ala.

**Guess, Hayle (2004, 2006-08)**  
UTL, #21, Moss Point, Miss.

### H

**Hartnett, Meg (1983-86)**  
SS, #20, Germantown, Tenn.

**Hehnke, Jenny (1997-2000)**  
2B, #1, Santa Barbara, Calif.

**Helms, Jemmye Ann (1997)**  
OF, #3, Mathiston, Miss./East Webster

**Henry, Nichole (1997-2000)**  
C/1B, #11, Whitwell, Tenn.

**Heon, Allie (2009-10)**  
INF/OF, #10, Leesburg, Va.

**Herbert, Missy (1984-85)**  
INF, #21, Memphis, Tenn.

**Hewett, Blair (2004-07)**  
C, #5, St. Matthews, S.C.

**Hickerson, Sara (2004-07)**  
RHP, #32, Nashville, Tenn.

**Hooper, Sharon (1984-86)**  
RHP, #7, Gretna, La.

**Hollenhead, Swayze (2012-Present)**  
INF, #15, Mathison, Miss.

**Hunley, Lindsay (2005-08)**  
INF, #15, Aurora, Ill.

**Hurley, Rachel (2006-07)**  
OF, #10, Brandon, Miss.

### I

**Ingram, Julia (1982-84)**  
OF, #24, Tupelo, Miss.

### J

**Jaspers, Kate (2001-04)**  
1B/OF, #28, Prescott, Ariz.

**Jennings, Sherri (1985-86)**  
OF, #10, Pensacola, Fla.

**Jessup, Jennifer (2001-03)**  
SS, #25, East Dublin, Ga.

**Johnson, Dani (1997)**  
C, #24, Tucson, Ariz.

**Johnson, Katie (2004-07)**  
INF, #13, Birmingham, Ala.

**Jones, Donna (1983)**  
2B, #15, Kosciusko, Miss.

**Judd, Alicia (1997-98)**  
RHP, #25, St. Louis, Mo.

**Juedemann, Aimee (1997-98)**  
OF, #8, St. Louis, Mo.

### K

**Kimbrough, Kendell (1997-2000)**  
OF, #22, Saltillo, Miss.

**Kinney, Michelle (2005-07)**  
UTL, #8, Memphis, Tenn.

### L

**Lenahan, Sam (2011-Present)**  
C/1B, #16, Lawrenceville, Ga.

**Lott, Anna Joyce (1998-2001)**  
OF, #10, Greenwood, Miss.

### M

**Mabry, Stacy (2006)**  
OF, #6, Liberty, Miss.

**Massey, Melissa (2002-05)**  
RHP, #2, Fayetteville, Tenn.

**Mathews, Lezlie (1986)**  
C, #21, Baton Rouge, La.

**Matzenger, Mary Lee (1982)**  
OF, #17, Mobile, Ala.

**McCain, Cindy (1985-86)**  
2B, #42, Pope, Miss.

**McCallum, Keri (1997-2000)**  
C/OF, #14, Port Orchard, Wash.

**McCloud, Gina (2006-08)**  
3B, #44, Monticello, Miss.

**McDonald, Tanelda (2002-2005)**  
3B, #24, Madison, Miss.

**McFarling, Keri (2004)**  
OF, #10, Amory, Miss.

**McMichael, Iyhia (2001-04)**  
OF, #12, Nacogdoches, Texas

**McWatters, Bonnie (1984-86)**  
OF, #15, Lake Park, Fla.

**Mellert, Kristie (1983)**  
3B, #22, Hope Hull, Ala.

**Meyer, Allison (2005)**  
INF, #9, Laurel, Miss.

**Miller, Kelli (2004-07)**  
RHP, #33, Colorado Springs, Colo.

**Miller, Rhonda Ann (1984)**  
RHP, #10, Chalmerte, La.

**Minor, Christene (1982-83)**  
2B, #33, Starkville, Miss.

**Moore, Courtney (2009)**  
INF/OF, #21, El Sobrante, Calif.

**Moore, Sherry (1982)**  
1B, #25, Noxapater, Miss.

**Morgan, Melanie (1983-86)**  
OF, #42, Memphis, Tenn.

**Moschetti, Nicole (2000)**  
3B, #16, West Palm Beach, Fla.

**Mosley, Amy (2001-02)**  
C, #11, Quitman, Miss.

### N

**Nelson, Jennifer (2000-03)**  
RHP/OF, #9, Weatherford, Texas

**Nelson, Lindsay (2001-04)**  
2B, #6, Orange Park, Fla.

**Nesbit, Courtney (2008-11)**  
INF, #25, Acworth, Ga.

**Nesbit, Erin (2010-Present)**  
INF, #5, Acworth, Ga.

**Nesbit, Megan (2012-Present)**  
INF, #12, Acworth, Ga.

**Nurnberg, Kelsey (2007-09)**  
RHP, #9, Ankeny, Iowa

### O

**Offutt, Jessica (2011-Present)**  
OF, #26, Madison, Ia.

**O'Nan, Meagan (2003-04)**  
OF, #15, Starkville, Miss.

**Osborn, Cindy (1983)**  
OF, #23, Olive Branch, Miss.

**Owens, Stephanie (2003)**  
RHP, #33, Easley, S.C.

### P

**Patterson, Tyeah (2002)**  
OF, #29, Pascagoula, Miss.

**Pendley, Connie (1985-86)**  
3B, #22, Birmingham, Ala.

**Perrault, Tina (1984)**  
C, #13, Baton Rouge, La.

**Pedroli, Maryann (1997)**  
OF, #19, Germantown, Tenn.

**Phillips, Ashley (2012-Present)**  
OF, #34, Water Valley, Miss.

**Pippins, Cathy (1986)**  
RHP, #31, West Monroe, La.

**Pursell, Jennifer (2000-01)**  
RHP, #15, Rancho Cucamonga, Calif.

### R

**Raines, Chelsea (2010-11)**  
C/INF, #15, Ackerman, Miss.

**Reese, Laura Leigh (2006-07)**  
C, #24, Clinton, Miss.

**Richards, Becca (2000)**  
OF, #26, Eugene, Ore.

**Rider, Karrie (1997-2000)**  
SS, #23, Camas, Wash.

**Riner, June (1983)**  
UTL, #25, East Coweta, Ga.

**Robinson, Faith (2002)**  
3B, #26, Bolton, Miss.

**Rovtar, Chrissie (2010-Present)**  
INF, #44, West Chicago, Ill.

### S

**Schlagheck, Robyn (1999-2001)**  
C, #8, Huntsville, Ala.

**Shape, Heidi (2011-Present)**  
INF, #22, Duluth, Ga.

**Sherrod, Shana (2011-Present)**  
RHP, #27, Vestavia Hills, Ala.

**Shipley, Karen (1984-85)**  
C, #12, Winterhaven, Fla.

**Seibert, Laurie (2007-09)**  
INF, #16, Sugar Grove, Ill.

**Smith, Cheri (1998-2001)**  
1B, #12, Phoenix, Ariz.

**Smith, Jamie (1998-99)**  
OF, #9, Phoenix, Ariz.

**Smith, Ka'ili (2009-Present)**  
INF/OF, #7, Kapolei, Hawaii

**Spain, Jessie (2008-10)**  
INF/OF, #8, Birmingham, Ala.

### T

**Tegarden, Susan (1983)**  
C, #43, St. Petersburg, Fla.

**Tillman, Krystal (2001-03)**  
OF, #7, Romoland, Calif.

### V

**Vanlandingham, Courtney (2012-Present)**  
INF, #25, Owasso, Okla.

**Vry, Kylie (2010-Present)**  
LHP, #3, Des Moines, Iowa

### W

**Walker, Irene (1985-86)**  
1B, #17, Pensacola, Fla.

**Watkins, Brandi (2004)**  
OF, #29, Starkville, Miss.

**Waterman, Jennifer (2001-04)**  
C/1B, #23, Kingwood, Texas

**Watson, Kristie (1984)**  
3B, #14, Hope Hull, Ala.

**Wenzel, Caitlin (2012-Present)**  
UTL, #24, Mariannette, Wis.

**White, Jan (1982)**  
1B, #32, Aberdeen, Miss.

**Whitehead, Kasey (2000-02)**  
RHP/INF, #4, Roswell, Ga.

**Wilkerson, Kellie (1999-2002)**  
LHP/UTL, #20, Jacksonville, Fla.

**Williams, Callie (2003-06)**  
3B, #4, Katy, Texas

**Woolven, Elizabeth (2008-10)**  
LHP, #12, Nettleton, Miss.

**Wroten, Ashley (2006)**  
OF, #25, Terry, Miss.

### Z

**Zdeb, Rachael (2011-Present)**  
OF, #19, Shawnee, Kan.

# A NEW ERA OF BULLDOG SOFTBALL



# HONORS & AWARDS

## NATIONAL HONORS

### USA National Teams

<b>2010</b>	Jay Miller USA National Team Head Coach Chelsea Bramlett USA National Team
<b>2009</b>	Jay Miller USA National Team Head Coach Chelsea Bramlett USA National Team Courtney Bures USA National Team
<b>2006</b>	Courtney Bures USA World University Games
<b>2005</b>	Kellie Wilkerson USA National Team
<b>2003</b>	Iyhia McMichael USA Elite Kellie Wilkerson USA Elite
<b>2002</b>	Kellie Wilkerson USA Elite
<b>2001</b>	Kellie Wilkerson USA Blue
<b>2000</b>	Keri McCallum USA Blue Kellie Wilkerson USA Junior World
<b>1999</b>	Keri McCallum USA Blue Michelle Gates USA Red

### NCAA Woman of the Year

<b>2004</b>	Kate Jaspers (State Winner)
-------------	-----------------------------

### Honda Award

<b>2010</b>	Chelsea Bramlett (Top Four Finalist)
<b>2004</b>	Iyhia McMichael (Top Four Finalist)

### USA Softball Player of the Year

<b>2010</b>	Chelsea Bramlett (Top 10 Finalist)
<b>2009</b>	Chelsea Bramlett (Top 25 Finalist)
<b>2008</b>	Chelsea Bramlett (Top 25 Finalist)
<b>2004</b>	Iyhia McMichael (Top 3 Finalist)
<b>2003</b>	Iyhia McMichael (Top 10 Finalist)

### NFCA adidas Golden Shoe Award

<b>2010</b>	Chelsea Bramlett (Division I)
<b>2009</b>	Chelsea Bramlett (Division I)

### NFCA Catcher of the Year

<b>2010</b>	Chelsea Bramlett (Division I)
<b>2009</b>	Chelsea Bramlett (Division I)
<b>2008</b>	Chelsea Bramlett (Division I)
<b>2000</b>	Keri McCallum (Overall, Division I)

### NFCA All-American

<b>2010</b>	Chelsea Bramlett (1st Team)
<b>2009</b>	Chelsea Bramlett (1st Team)
<b>2008</b>	Chelsea Bramlett (1st Team) Courtney Bures (1st Team) Chelsea Bramlett (1st Team)
<b>2007</b>	Courtney Bures (1st Team)
<b>2005</b>	Iyhia McMichael (1st Team)
<b>2004</b>	Iyhia McMichael (1st Team)
<b>2002</b>	Kellie Wilkerson (2nd Team)
<b>2001</b>	Kellie Wilkerson (1st Team)
<b>2000</b>	Kellie Wilkerson (1st Team)
<b>1999</b>	Keri McCallum (1st Team) Kellie Wilkerson (2nd Team)

### EASTON All-American

<b>2001</b>	Kellie Wilkerson (1st Team) Iyhia McMichael (2nd Team)
<b>2000</b>	Kellie Wilkerson (1st Team) Keri McCallum (1st Team)
<b>1999</b>	Kellie Wilkerson (1st Team)
<b>1998</b>	Michelle Gates (2nd Team) Jenny Hehnke (2nd Team)

### NSCA All-American

<b>2009</b>	Chelsea Bramlett
<b>2004</b>	Meagan O'Nan

### USA Softball Player of the Week

<b>2004</b>	Iyhia McMichael (February 24)
-------------	-------------------------------

### NFCA Player of the Week

<b>2004</b>	Iyhia McMichael (February 25)
<b>2003</b>	Iyhia McMichael (April 1)

### EASTON Player of the Month

<b>1999</b>	Keri McCallum (March) Kellie Wilkerson (April) Jenny Hehnke (May)
<b>1998</b>	Cheri Smith (February) Keri McCallum (March) Autumn Anderson (April) Jenny Hehnke (May)

### ESPN The Magazine/CoSIDA Academic All-American

<b>2011</b>	Ali Bainbridge (3rd Team)
<b>2010</b>	Chelsea Bramlett (1st Team)
<b>2009</b>	Chelsea Bramlett (2nd Team) Sammie Jo Bailey (3rd Team) Chelsea Bramlett (1st Team)
<b>2008</b>	Kate Jaspers (1st Team)
<b>2004</b>	Iyhia McMichael (2nd Team)
<b>2003</b>	Kate Jaspers (2nd Team)
<b>2000</b>	Keri McCallum (1st Team)

### ESPN The Magazine/CoSIDA Academic Player of the Year

<b>2010</b>	Chelsea Bramlett
<b>2004</b>	Kate Jaspers

### NFCA All-America Scholar-Athlete

<b>2011</b>	Ali Bainbridge Stephanie Becker Misty Flesher Sam Lenahan Courtney Nesbit Jessica Offutt Chrissie Rovtar Heidi Shape Jessie Spain Kylie Vry Rachael Zdeb
-------------	----------------------------------------------------------------------------------------------------------------------------------------------------------------------------------------

<b>2010</b>	Jessie Bailey Ali Bainbridge Chelsea Bramlett Shelby Fisher Misty Flesher Courtney Nesbit Erin Nesbit Chrissie Rovtar Jessie Spain Kylie Vry
-------------	-------------------------------------------------------------------------------------------------------------------------------------------------------------------------

<b>2009</b>	Jessie Bailey Sammie Jo Bailey Ali Bainbridge Jessie Spain
-------------	---------------------------------------------------------------------

<b>2008</b>	Jessie Bailey Sammie Jo Bailey Ali Bainbridge Megan Bateman Nakita Boyce Chelsea Bramlett Lindsay Hunley Gina McCloud Courtney Nesbit Jessie Spain
-------------	-------------------------------------------------------------------------------------------------------------------------------------------------------------------------------

<b>2007</b>	Jessie Bailey Sammie Jo Bailey Chelsea Bramlett Stephanie Comeaux Lindsay Hunley Katie Johnson Michelle Kinney Gina McCloud Kelli Miller
-------------	------------------------------------------------------------------------------------------------------------------------------------------------------------------

<b>2006</b>	Sammie Jo Bailey Hayle Guess Sara Hickerson Lindsay Hunley Katie Johnson Michelle Kinney Kelli Miller Gina McCloud Callye Williams
-------------	------------------------------------------------------------------------------------------------------------------------------------------------------------

<b>2005</b>	Katie Johnson Blair Hewett Michelle Kinney Callye Williams
-------------	---------------------------------------------------------------------

<b>2004</b>	Kate Jaspers Jennifer Jessup Lindsay Nelson Meagan O'Nan Krystal Tillman Callye Williams
-------------	---------------------------------------------------------------------------------------------------------

<b>2003</b>	Blaire Brown Courtney Frank Kate Jaspers Jennifer Jessup Lindsay Nelson Krystal Tillman Meagan O'Nan Blair Brown
-------------	---------------------------------------------------------------------------------------------------------------------------------------

Kate Jaspers Amy Mosley Lindsay Nelson Krystal Tillman Anna Joyce Lott
------------------------------------------------------------------------------------

<b>2001</b>	Jenny Hehnke
<b>2000</b>	Keri McCallum Anna Joyce Lott Kayla Calvert Tracy Clark Connie Goldsmith Jenny Hehnke Anna Joyce Lott Keri McCallum

<b>1999</b>	Autumn Anderson Tracy Clark Jenny Hehnke Alicia Judd Kendell Kimbrough Anna Joyce Lott Keri McCallum Karrie Rider
<b>1997</b>	Jenny Hehnke

## REGIONAL HONORS

### NFCA All-Region

<b>2010</b>	Chelsea Bramlett (1st Team) Sammie Jo Bailey (1st Team)
<b>2009</b>	Ali Bainbridge (1st Team) Chelsea Bramlett (1st Team) Ka'ili Smith (1st Team)
<b>2008</b>	Chelsea Bramlett (1st Team) Courtney Bures (1st Team)
<b>2007</b>	Chelsea Bramlett (1st Team) Hayle Guess (2nd Team)
<b>2006</b>	Courtney Bures (2nd Team)
<b>2005</b>	Courtney Bures (1st Team) Jennifer Jessup (3rd Team)
<b>2004</b>	Iyhia McMichael (1st Team) Jennifer Waterman (2nd Team) Kate Jaspers (2nd Team)
<b>2003</b>	Iyhia McMichael (1st Team)
<b>2002</b>	Kellie Wilkerson (1st Team) Iyhia McMichael (2nd Team)
<b>2001</b>	Kellie Wilkerson (1st Team)
<b>2000</b>	Kellie Wilkerson (1st Team) Keri McCallum (1st Team) Karrie Rider (2nd Team)
<b>1999</b>	Kellie Wilkerson (1st Team) Michelle Gates (2nd Team)
<b>1998</b>	Autumn Anderson (2nd Team) Michelle Gates (2nd Team)
<b>1997</b>	Keri McCallum (1st Team)

### ESPN The Magazine/CoSIDA Academic All-District

<b>2011</b>	Ali Bainbridge (1st Team)
<b>2010</b>	Jessie Bailey (1st Team) Chelsea Bramlett (1st Team)
<b>2009</b>	Sammie Jo Bailey (1st Team) Chelsea Bramlett (1st Team) Ali Bainbridge (2nd Team) Jessie Bailey (2nd Team) Sammie Jo Bailey (1st Team) Chelsea Bramlett (1st Team)
<b>2008</b>	Hayle Guess (1st Team)
<b>2006</b>	Kate Jaspers (1st Team)
<b>2004</b>	Iyhia McMichael (1st Team) Meagan O'Nan (2nd Team)
<b>2003</b>	Kate Jaspers (1st Team) Krystal Tillman (2nd Team)
<b>2000</b>	Keri McCallum (1st Team) Jenny Hehnke (2nd Team)
<b>1998</b>	Keri McCallum (2nd Team)

## CONFERENCE HONORS

### Southeastern Conference Softball Athlete of the Year

<b>2004</b>	Iyhia McMichael
<b>2003</b>	Iyhia McMichael

### Southeastern Conference Freshman of the Year

<b>2007</b>	Chelsea Bramlett
<b>2005</b>	Courtney Bures

### Southeastern Conference Scholar-Athlete of the Year

<b>2004</b>	Kate Jaspers (Co-Winner)
-------------	--------------------------

### All-Southeastern Conference

<b>2010</b>	Chelsea Bramlett (1st Team)
<b>2009</b>	Chelsea Bramlett (1st Team) Ka'ili Smith (2nd Team)
<b>2008</b>	Chelsea Bramlett (1st Team)

<b>2007</b>	Courtney Bures (1st Team) Hayle Guess (2nd Team) Courtney Bures (1st Team) Chelsea Bramlett (2nd Team) Hayle Guess (2nd Team)
<b>2005</b>	Courtney Bures (1st Team)
<b>2004</b>	Iyhia McMichael (1st Team) Kate Jaspers (1st Team) Iyhia McMichael (1st Team) Jennifer Nelson (2nd Team) Kellie Wilkerson (1st Team) Iyhia McMichael (1st Team)
<b>2001</b>	Kellie Wilkerson (1st Team) Iyhia McMichael (2nd Team)
<b>2000</b>	Keri McCallum (1st Team, Un.) Kellie Wilkerson (1st Team) Karrie Rider (2nd Team)
<b>1999</b>	Kellie Wilkerson (1st Team) Michelle Gates (1st Team) Keri McCallum (2nd Team) Michelle Gates (1st Team)
<b>1998</b>	Keri McCallum (2nd Team)
<b>1997</b>	Keri McCallum (1st Team) Karrie Rider (2nd Team)

### Freshman All-SEC

<b>2011</b>	Briana Bell Sam Lenahan Jessica Cooley
<b>2010</b>	Ka'ili Smith
<b>2009</b>	Ali Bainbridge
<b>2008</b>	Jessie Bailey Chelsea Bramlett
<b>2005</b>	Courtney Bures
<b>2004</b>	Hayle Guess

### Southeastern Conference Community Service Team

<b>2011</b>	Courtney Nesbit
<b>2010</b>	Jessie Bailey
<b>2009</b>	Sammie Jo Bailey
<b>2008</b>	Hayle Guess
<b>2007</b>	Hayle Guess
<b>2006</b>	Callye Williams
<b>2005</b>	Callye Williams
<b>2004</b>	Meagan O'Nan

### Southeastern Conference Player of the Week

<b>2010</b>	Kylie Vry ..... Feb. 15; Fr. Chelsea Bramlett ..... Mar. 1; Plyr. Erin Nesbit ..... Apr. 26; Fr. Ka'ili Smith ..... Mar. 9; Fr. Ali Bainbridge ..... Mar. 30; Plyr. Lindsey Dunlap ..... Mar. 30; Fr. Lindsey Dunlap ..... Apr. 20; Fr. Ka'ili Smith ..... May 4; Fr. Chelsea Bramlett ..... Feb. 11; Plyr. Misty Flesher ..... Feb. 18; Fr. Courtney Nesbit ..... Mar. 24; Fr. Misty Flesher ..... Apr. 14; Fr. Brittany Bell ..... Apr. 21; Fr. Chelsea Bramlett ..... Apr. 3; Fr. Chelsea Bramlett ..... April 10; Fr. Sammie Jo Bailey ..... April 24; Plyr. Stephanie Comeaux ..... Mar. 7; Pitch. Sammie Jo Bailey ..... May 8; Fr. Courtney Bures ..... Feb. 7 Iyhia McMichael ..... Feb. 23 Kate Jaspers ..... Apr. 12 Kelli Miller ..... May 11; Pitch. Melissa Massey ..... Feb. 24; Pitch. Iyhia McMichael ..... Mar. 31 Kasey Whitehead ..... Feb. 12; Pitch. Kellie Wilkerson ..... May 6 Iyhia McMichael ..... Mar. 26 Jennifer Pursell ..... Apr. 2; Pitch. Kellie Wilkerson ..... Feb. 21 Karrie Rider ..... Mar. 13 Keri McCallum ..... Apr. 3 Keri McCallum ..... Mar. 9 Autumn Anderson ..... Apr. 6; Pitch. Michelle Gates ..... Mar. 31 Alicia Judd ..... Apr. 29; Pitch.
-------------	------------------------------------------------------------------------------------------------------------------------------------------------------------------------------------------------------------------------------------------------------------------------------------------------------------------------------------------------------------------------------------------------------------------------------------------------------------------------------------------------------------------------------------------------------------------------------------------------------------------------------------------------------------------------------------------------------------------------------------------------------------------------------------------------------------------------------------------------------------------------------------------------------------------------------------------------------------------------------------------------------------------------------------------------------------------------------------------------------------------------------------------------------------------------------------------------------------------------------------------------------------------------------------------------------

### Academic All-SEC

<b>2011</b>	Ali Bainbridge Stephanie Becker Jessica Cooley Lindsey Dunlap Shelby Fisher Misty Flesher Courtney Nesbit Erin Nesbit Chrissie Rovtar Kylie Vry
-------------	----------------------------------------------------------------------------------------------------------------------------------------------------------------------------

# HONORS & AWARDS

**2010** Jessie Bailey  
Ali Bainbridge  
Chelsea Bramlett  
**Misty Flesher**  
Allie Heon  
Courtney Nesbit  
**Ka'li Smith**  
Jessie Spain  
Elizabeth Woolven

**2009** Jessie Bailey  
Sammie Jo Bailey  
Ali Bainbridge  
Chelsea Bramlett  
**Misty Flesher**  
Allie Heon  
Courtney Nesbit  
Laurie Siebert  
Jessie Spain

**2008** Jessie Bailey  
Sammie Jo Bailey  
Megan Bateman  
Chelsea Bramlett  
Nakita Boyce  
Courtney Bures  
Hayle Guess  
Lindsay Hunley  
Gina McCloud

**2007** Sammie Jo Bailey  
Nakita Boyce  
Stephanie Comeaux  
Courtney Bures  
Katie Cooley  
Hayle Guess  
Sara Hickerson  
Blair Hewett  
Lindsay Hunley  
Katie Johnson  
Michelle Kinney  
Gina McCloud  
Kelli Miller

**2006** Nakita Boyce  
Courtney Bures  
Stephanie Comeaux  
Katie Cooley  
Blair Hewett  
Hayle Guess  
Sara Hickerson  
Lindsay Hunley  
Katie Johnson  
Michelle Kinney  
Gina McCloud  
Kelli Miller  
Callye Williams  
Allison Meyer

**2005** Stephanie Comeaux  
Katie Cooley  
Blair Hewett  
Hayle Guess  
Sara Hickerson  
Katie Johnson  
Michelle Kinney  
Kelli Miller  
Jennifer Jessup  
Callye Williams  
Tanelda McDonald  
Keri McFarling

**2004** Blaire Brown  
Kate Jaspers  
Jennifer Jessup  
Lindsay Nelson  
Iyhia McMichael  
Kelli Miller  
Tanelda McDonald  
Meagan O'Nan  
Stephanie Owens  
Krystal Tillman  
Jennifer Waterman  
Brandi Watkins  
Callye Williams  
Brooke Best  
Blaire Brown  
Kate Jaspers  
Jennifer Jessup  
Iyhia McMichael  
Amy Mosley  
Lindsay Nelson  
Krystal Tillman  
Jennifer Waterman

**2002** Kasey Whitehead  
Jennifer Jessup  
Anna Joyce Lott  
Jennifer Nelson  
Robyn Schlagheck  
Brooke Best

**2001** Brooke Best  
Chris Bushby  
Jenny Hehnke  
Nichole Henry

Jennifer Jessup  
Anna Joyce Lott  
Kendell Kimbrough  
Keri McCallum  
Jennifer Nelson  
Karrie Rider  
Robyn Schlagheck  
Cheri Smith  
Kasey Whitehead  
Kellie Wilkerson  
**2000** Chris Bushby  
Jenny Hehnke  
Kendell Kimbrough  
Keri McCallum  
Robyn Schlagheck  
Michelle Gates  
Nichole Henry  
Anna Joyce Lott  
Karrie Rider  
**1999** Autumn Anderson  
Chris Bushby  
Tracy Clark  
Michelle Gates  
Jenny Hehnke  
Nichole Henry  
Kendell Kimbrough  
Anna Joyce Lott  
Keri McCallum  
Karrie Rider  
Robyn Schlagheck  
**1998** Ariana Benardo  
Chris Bushby  
Jenny Hehnke  
Alicia Judd  
Aimee Juedemann  
Keri McCallum  
Kendell Kimbrough  
Karrie Rider

**Freshman Academic All-SEC**  
**2010** **Stephanie Becker**  
**Jessica Cooley**  
**Shelby Fisher**  
**Erin Nesbit**  
**Chrissie Rovtar**  
**Kylie Vry**  
**2008** Ali Bainbridge  
**Misty Flesher**  
Courtney Nesbit  
Jessie Spain  
Elizabeth Woolven  
**2007** Chelsea Bramlett  
Jessie Bailey  
Laurie Siebert  
Nakita Boyce  
Courtney Bures  
Lindsay Hunley  
Gina McCloud  
Allison Meyer  
**2005** Katie Cooley  
Blair Hewett  
Hayle Guess  
Sara Hickerson  
Katie Johnson  
Stephanie Owens  
Callye Williams

## TEAM HONORS

### Most Valuable Player

**2010** Chelsea Bramlett  
**2009** Chelsea Bramlett  
**2008** Chelsea Bramlett  
**2007** Courtney Bures  
**2006** Blair Hewett  
**2005** Courtney Bures  
**2004** Iyhia McMichael  
**2003** Iyhia McMichael

### Top Hitter

**2010** Chelsea Bramlett  
**2009** Chelsea Bramlett  
**2008** Chelsea Bramlett  
**2007** Courtney Bures  
**2006** Courtney Bures  
**2005** Courtney Bures  
**2004** Iyhia McMichael  
**2003** Iyhia McMichael

### Most Valuable Pitcher

**2010** **Misty Flesher**  
**2009** **Lindsey Dunlap**  
**2008** **Misty Flesher**  
**2007** Kelli Miller  
**2006** Ragan Blake  
Stephanie Comeaux  
**2005** Kelli Miller  
**2004** Melissa Massey

**2003** Melissa Massey

### Most Improved Player

**2010** Jessie Bailey  
**2009** **Brittany Bell**  
**2008** Kelsey Nurnberg  
**2007** Sara Hickerson  
**2006** Nakita Boyce  
**2005** Tanelda McDonald  
**2004** Tanelda McDonald  
**2003** Jennifer Waterman

### Gold Glove

**2010** Jessie Bailey  
**2009** Ali Bainbridge  
**2008** Courtney Bures  
**2007** Courtney Bures  
**2006** Courtney Bures  
**2005** Callye Williams  
**2004** Kate Jaspers  
**2003** Brooke Best

### Rookie Of The Year

**2010** **Erin Nesbit**  
**2009** **Ka'li Smith**  
**2008** Ali Bainbridge  
**2007** Chelsea Bramlett  
**2006** Sammie Jo Bailey  
**2005** Courtney Bures  
**2004** Hayle Guess  
**2003** Callye Williams

### MTXE (Mental Toughness/Extra Effort)

**2010** Ali Bainbridge  
**2009** Sammie Jo Bailey  
**2008** Lindsay Hunley  
**2007** Katie Johnson  
**2006** Blair Hewett  
**2005** Jennifer Jessup  
**2004** Meagan O'Nan  
**2003** Jennifer Jessup

## 1997-2002 TEAM HONORS

### Most Outstanding Player

**2002** Kellie Wilkerson  
**2001** Kellie Wilkerson  
**2000** Keri McCallum  
**1999** Keri McCallum  
**1998** Autumn Anderson  
**1997** Keri McCallum

### Most Inspirational Player

**2002** Iyhia McMichael  
**2001** Amy Mosley  
**2000** Karrie Rider  
**1999** Jenny Hehnke  
**1998** Chris Bushby  
**1997** Karrie Rider

## ALL-TOURNAMENT TEAMS

### NCAA Region Tournament

**2008** Chelsea Bramlett (Tempe Regional)  
Ali Bainbridge (Tempe Regional)  
**2002** Kellie Wilkerson (Region 3)  
**2000** Keri McCallum (Region 1)

### SEC Tournament

**2004** Iyhia McMichael  
**2003** Jennifer Nelson  
**2001** Kellie Wilkerson  
**1999** Kellie Wilkerson  
Keri McCallum  
**1998** Autumn Anderson  
Nichole Henry  
Michelle Gates  
Karrie Rider

### Compass Bank Invitational

**2006** Stephanie Comeaux  
Hayle Guess

### Georgia Tech Buzz Classic

**2005** Jennifer Jessup

### Mercer Wingate Inn Classic

**2008** Sammie Jo Bailey  
Ali Bainbridge  
Hayle Guess

### NFCA Leadoff Classic

**2010** Chelsea Bramlett  
**2008** Courtney Bures  
**2007** Hayle Guess

### NIST Tournament

**1997** Keri McCallum

### Mardi Gras Tournament

**1997** Michelle Gates

### Ragin' Cajuns Invitational

**2005** Courtney Bures

### Speedline Invitational

**2002** Kellie Wilkerson  
Iyhia McMichael  
**2000** Karrie Rider  
Jennifer Pursell  
**1999** Keri McCallum  
Michelle Gates

### Troy Cox Classic

**2003** Iyhia McMichael  
Jennifer Jessup

### MSU Bulldog Round-Robin

**2011** **Sam Lenahan**  
Courtney Nesbit  
**Ka'li Smith**  
**Kylie Vry**  
**2010** Jessie Bailey  
Ali Bainbridge  
**Brittany Bell (MVP)**  
**Lindsey Dunlap**  
**Misty Flesher**  
**Erin Nesbit**  
Jessie Spain  
**Kylie Vry**  
**2009** Jessie Bailey  
Chelsea Bramlett  
**Lindsey Dunlap**  
Courtney Moore  
Kelsey Nurnberg  
Sammie Jo Bailey  
**2008** Chelsea Bramlett  
Courtney Bures (MVP)  
**Misty Flesher**  
Hayle Guess  
**2007** Courtney Bures  
Kelli Miller  
Chelsea Bramlett  
Nakita Boyce  
**2006** Courtney Bures  
Ragan Blake  
Stephanie Comeaux  
Nakita Boyce  
Hayle Guess  
**2005** Courtney Bures  
Kelli Miller  
Callye Williams  
Lindsay Hunley  
Katie Johnson  
**2004** Melissa Massey  
Kate Jaspers  
Jennifer Waterman  
Meagan O'Nan  
Iyhia McMichael

### MSU Bulldog Classic

**2011** Ali Bainbridge (MVP)  
**Briana Bell**  
**Misty Flesher**  
Chelsea Raines  
**Kylie Vry**  
**2010** Jessie Bailey  
Chelsea Bramlett  
**Misty Flesher**  
Allie Heon  
**Ka'li Smith (MVP)**  
**Kylie Vry**  
**2009** Jessie Bailey  
Ali Bainbridge  
Chelsea Bramlett (MVP)  
**Lindsey Dunlap**  
Kelsey Nurnberg  
Sammie Jo Bailey  
Chelsea Bramlett (co-MVP)  
Courtney Bures  
**Misty Flesher**  
Hayle Guess  
Kelsey Nurnberg (co-MVP)  
**2006** Sammie Jo Bailey  
Hayle Guess  
Stephanie Comeaux  
Courtney Bures  
Callye Williams  
Katie Cooley  
**2005** Tanelda McDonald  
Blair Hewett  
Callye Williams  
Nakita Boyce  
Kelli Miller  
**2004** Iyhia McMichael  
Blair Brown

# A NEW ERA OF BULLDOG SOFTBALL



# HONORS & AWARDS

Jennifer Waterman  
Meagan O'Nan  
Stephanie Comeaux  
Melissa Massey  
Kellie Miller  
Brandi Watkins  
**2002** Kellie Wilkerson  
Brooke Best  
Iyhia McMichael  
**2001** Jennifer Jessup  
Jennifer Nelson  
Kellie Wilkerson  
Lindsay Nelson  
**2000** Kellie Wilkerson  
Karrie Rider  
Keri McCallum  
Jennifer Nelson

## **MSU Bully Bash**

**2008** Jessie Bailey  
Ali Bainbridge  
Chelsea Bramlett  
Courtney Bures  
Nakita Boyce  
**Misty Flesher (MVP)**  
Hayle Guess  
Kelsey Nurnberg  
Jessie Spain

## **Ma Iihini Kipa Aloha Tournament**

**2009** Chelsea Bramlett  
Ka'ili Smith

## **Easton SEC/ACC Challenge**

**2011** Courtney Nesbit  
Chelsea Raines

# BULLDOGS IN USA SOFTBALL

Since first really making a name for itself at the 1996 Olympics in Atlanta, representing the United States on the softball field has been a goal of many players to come through the collegiate ranks.

Since the sport made its debut in Atlanta, the Bulldogs have contributed greatly to the success that the U.S. has enjoyed on the international stage.



*Chelsea Bramlett's successful career at Mississippi State led her to earning the opportunity to catch the likes of Jennie Finch in back-to-back World Cup of Softball championship victories.*

Former Bulldog head coach Jay Miller played a vital role in helping guide and teach the athletes who are selected to carry on the rich tradition of success the United States has enjoyed for many years. Miller was a part of the United States National Team coaching staff for nearly two decades, and in 2009, he was selected to the prestigious role of national team head coach for the 2009-2011 biennial.

Throughout his numerous journeys with the national team program, Miller had the opportunity to coach six Bulldogs on the international stage.

Most recently, Miller has tutored Mississippi State's four-time NFCA All-American Chelsea Bramlett as part of the U.S. National Team the past

two summers.

In 2010, he capped his stint as National Team head coach by leading the Red, White and Blue to the ISF World Championship in Venezuela, the World Cup of Softball title in Oklahoma City in front of an ESPN national audience and a second-straight Japan Cup.

The pair teamed with former Bulldog all-American Courtney Bures to claim their first Japan Cup in 2009.

The perfect run in Japan capped an inaugural summer as head coach that saw Miller lead his charge to the Canada Cup championship and a 3-1 win against Australia in the World Cup title game.

Miller's selection as the national team skipper came following a heralded tenure in the USA Softball coaching ranks.

In 2007, Miller guided the United States Junior National Team to the Junior World Championship in The Netherlands. A year earlier, he coached the junior national team to the Pan American Qualifier title, which earned the squad a berth in the Pan-Am Games.

That same summer he assisted Michigan head coach Carol Hutchins on the USA's World University Games team that included Bures, who was a year removed from claiming SEC Freshman of the Year and first team All-America honors.

The selections of Bramlett and Bures to the United States National Team rosters continues a rich tradition that previously included fellow all-Americans Iyhia McMichael and Kellie Wilkerson. Both competed extensively on various U.S. squads following the completion of MSU careers which saw them establish numerous school records.

McMichael, a No. 1 draft pick by the Akron Racers of National



**KERI MCCALLUM & MICHELLE GATES**

Pro Fastpitch, and Wilkerson played on Miller's Elite squad that captured the 2003 Canada Cup. Wilkerson put the U.S. Elite squad in the championship game with the game-winning home run against the U.S. National Team. McMichael, a two-time all-American at MSU, clinched the title for the Americans with a walk-off home run in the bottom of the 14th inning against Australia.

Wilkerson, a four-time all-SEC selection, was also a member of the 2005 U.S. squad after beginning her international playing career with the 1999 junior national team.



*Bulldog head coach Jay Miller has been in the third-base coaching box for the United States' last two KFC World Cup of Softball championships. Both events have been broadcast nationally by ESPN.*



**COURTNEY BURES**



**IYHIA McMICHAEL**



**KELLIE WILKERSON**

## A NEW ERA OF BULLDOG SOFTBALL



# BULLDOGS IN THE PROS

Michelle Gates and Keri McCallum earned the program's first U.S. team selections since the program returned in 1997. The duo, who led State to the SEC Tournament final in 1998 and the program's first NCAA regional appearance in 2000, were both invited by USA Softball to the Olympic Festival in 1998 and again in 1999.

Miller had the opportunity to watch Mississippi State's six contributors progress through the international ranks. He joined USA Softball in 1992 as a member of the USA Softball National Team Selection Committee. During that inaugural appointment, he was responsible for selecting the teams that compete in various international competitions, including the 1996 Olympic team. Miller, who got his first taste of international coaching experience in 1987 as the pitching coach of the Netherlands Antilles' Pan-Am Games Team, has been a part of the United States coaching pool ever since.



Former coach Jay Miller and former player Chelsea Bramlett (18) won the first of back-to-back World Cup of Softball titles with the United States Women's National Team in front of a national TV audience on ESPN.

## BULLDOGS IN THE PROS

For more than a decade, Mississippi State players have continued their playing careers professionally through the Women's Professional Softball League and, currently, National Pro Fastpitch.

Courtney Bures was State's most recent addition to NPF as she was drafted 16th overall by the Washington Glory in 2008. The two-time first team All-American made an immediate impact, tying for seventh in RBI and fourth in home runs in the NPF, while leading the Glory to the NPF championship series. She played this past season for the Akron Racers, continuing a trend of Bulldogs that have played in the organization, including Melissa Massey, Kasey Whitehead and Iyhia McMichael.

Akron selected McMichael, a former All-American, with the No. 1 senior draft pick in the league's inaugural season.


McMichael led the Racers to the 2005 crown, hitting the winning home run off Jennie Finch a year after claiming the league's MVP award. Although McMichael claimed top league honors in 2004, her former teammate Kellie Wilkerson helped lead the New York/New Jersey Juggernaut to the NPF championship.




AUTUMN ANDERSON



KERI MCCALLUM



MICHELLE GATES




KARIE RIDER



MELISSA MASSEY



JENNIFER JESSUP



JENNIFER WATERMAN



KASEY WHITEHEAD



KELLIE WILKERSON



COURTNEY BURES



IYHIA McMICHAEL

# MISSISSIPPI STATE SOFTBALL



# MISSISSIPPI STATE UNIVERSITY

Mississippi State is a comprehensive land-grant institution and the largest university in Mississippi, with a statewide enrollment of more than 17,000 students.

Established in 1878 as the Agricultural and Mechanical College of Mississippi, the university has traditional strengths in engineering and scientific agriculture but has evolved into a comprehensive institution with a diverse array of programs in teaching, research, and service.

## ACADEMICS AND STUDENT LIFE

Mississippi State students consistently earn honors such as the prestigious Harry S. Truman Scholarship, awarded for those who will enter public service, and, with 16 Truman Scholars to date, the university has been recognized as a Truman Honor Institution. In the past year, a student team competed for and won first place in a national Challenge X competition to re-design a fuel-efficient and environmentally-friendly SUV.

Recently initiated programs are providing opportunities to develop leadership potential and global study options. The university's Global Leadership Continuum provides "cradle-to-CEO" programming designed to develop leadership across a "global" spectrum that begins with high school and continues through the university experience and into professional life. Included are the Young Guns Leadership Camp for rising high school seniors; the Day One Leadership Community for incoming freshmen, focusing on shared academic and service experiences; and the highly competitive Appalachian Leadership Honors Program for sophomores and juniors.

To complement these efforts, the university has launched a minor in leadership studies open to students in all majors. A university honor code adopted in 2007 institutionalizes a campus culture of integrity and personal responsibility in academic studies. Through the Global Leadership Program, students may experience significantly expanded study-abroad opportunities.



**CHAPEL OF MEMORIES**



**SWALM CHEMICAL ENGINEERING BUILDING**

## RESEARCH

Mississippi State faculty external funding for 2006-07, previous year. This funding 2007.

Based on the latest rankings Foundation, MSU ranks research expenditures faculty and staff disclosed 80 new start-up companies, nine The university now holds 77

In recent years, MSU has ment for Entrepreneurship, agencies and industries to start-up companies. Among U.S. departments of Defense Northrop Grumman, EADS/on, General Dynamics, Israeli Technology Alliance.

In a key area of economic for Advanced Vehicular Systems research and development to automotive industries to the search in areas that include systems engineering, alternative manufacturing and design, and advanced learning technologies.

researchers attracted \$186.5 million in up from about \$155 million during the supported 1,691 sponsored projects in

ings available from the National Science seventh in the nation in agricultural science and 44th in engineering. Last year MSU new technologies resulting in three licenses, and 22 patent applications. patents.

established the Thad Cochran Endowment as well as collaborating with federal help increase technology-oriented the collaborators and sponsors are the and Energy, NASA, General Electric, American Eurocopter, Boeing, Raytheon-Aerospace Industry, and the Mississippi

interest to Mississippi, MSU's Center systems, established in 2001, continues supporting a goal of attracting outside. The center is conducting rematerials processing, human and native power systems, computational

## OUTREACH AND SERVICE

From its academic programs to the work of countless individuals, Mississippi State has "extended farther" and gone "beyond the limit" to make a difference in the lives of citizens around the state. In 2006, the university formed the Mississippi State Community Action Team to organize university resources and expertise for quick response to local issues around the state. MSU's Extension Service is the first in the nation to have an interactive video conferencing system in every county Extension office. Through the Freedom Calls program, the system is being used to connect Mississippians with family members in the U.S. military serving our country in Iraq.

The MSU Extension Service maintains offices in almost every county of the state, and the Mississippi Agricultural and Forestry Experiment Station operates 10 branch stations throughout Mississippi. Four strategically located research and extension centers coordinate the delivery of services statewide.

# A NEW ERA OF BULLDOG SOFTBALL

MISSISSIPPI  
STATE



# UNIVERSITY PRESIDENT



Dr. Mark E. Keenum became the 19th president of Mississippi State University on January 5, 2009. An MSU alumnus, he returned to Starkville following a distinguished public service career.

Keenum earned his bachelor's and master's degrees in agricultural economics at Mississippi State and joined the faculty in 1984 as a marketing specialist with the MSU Cooperative Extension Service. Two years later, he became a research associate with the Agricultural and Forestry Experiment Station at MSU. He completed his doctorate in agricultural economics at Mississippi State in 1988. He then joined the faculty of that department as an assistant professor/economist.

In 1989, Dr. Keenum was named to the Washington, D.C., staff of U.S. Senator Thad Cochran as legislative assistant for Agriculture and Natural Resources. He worked on wide-ranging issues affecting U.S. agriculture, including the 1990, 1996, and 2002 Farm Bills. From 1996-2006, he served as Senator Cochran's chief of staff. In that role, he was the chief adviser to the senator on political, legislative and appropriations issues. He managed all administrative and legislative functions of Sen. Cochran's Washington, D.C., office and three Mississippi offices. He also had oversight of the U.S. Senate Committee on Agriculture, Nutrition, and Forestry and the Committee on Appropriations. He left Capitol Hill in 2008 to become Under Secretary of the U.S. Department of Agriculture in the George W. Bush Administration. He held the post for two years, leading the Farm Service Agency, the Risk Management Agency and the Foreign Agricultural Service.

While at USDA, Dr. Keenum headed initiatives to combat world hunger and promote capacity-building in developing countries. For his work, he earned the Hunger's Hope Award for Distinguished Public Service from America's Second Harvest, the nation's leading hunger relief charity. At MSU, Dr. Keenum has continued the focus on this issue, creating an International Institute in 2011 to coordinate university involvement in academic and research activities on a global scale. The initiative complements the university's broader service and outreach efforts in communities across Mississippi, the region and the nation.

Under Keenum's leadership, Mississippi State has strengthened its role as the flagship research university in the state. The Carnegie Foundation for the Advancement of Teaching in 2011 classified MSU as a research university with "very high research activity," one of just 108 in the nation and the only such designation in Mississippi.

Dr. Keenum is presiding over a period of record growth at MSU, with enrollment figures setting all-time highs. The totals also include record numbers of freshmen, who report the highest grade point averages in school history.

A \$100 million fund raising campaign was launched in 2009 to secure the resources to provide scholarships for students and for MSU faculty support. Called StatePride, the effort had reported more than \$65 million by Summer 2011 in gifts and pledges. The first awards were distributed in Fall 2010. Dr. Keenum has also led efforts to expand funding for the MSU Promise Program, which provides scholarship assistance to students whose families have limited financial means.

A graduate of Corinth (MS) High School, Dr. Keenum earned an associate of arts degree from Northeast Mississippi Community College in Booneville and was a member of the Northeast Tigers football team.



## MISSISSIPPI STATE SOFTBALL



# DIRECTOR OF ATHLETICS



Using more than two decades of intercollegiate experience in communications, fundraising and marketing, Scott Stricklin has continued to build upon the momentum of the Mississippi State fan base over his first year as the director of athletics.

From his first day on the job as Mississippi State's Athletic Director in May 2010, Stricklin, using the department's foundations of focusing on student-athletes, possessing great integrity and aggressively promoting Mississippi State University, has overseen a year in which the Bulldogs enjoyed both on and off the field successes unparalleled in more than a decade.

The 2010 Bulldog football team compiled nine victories including the second-consecutive Egg Bowl win and a rout over Michigan in the Gator Bowl. The men's tennis team claimed the Southeastern Conference Western Division title and posted its highest-ever team grade point average in the fall. Baseball advanced to the NCAA Super Regional and men's outdoor track and field finished in the top 20 for the third-straight year.

Bulldog student-athletes again excelled in the NCAA's Academic Progress Rate, with all 16 sports far exceeding the minimum standard and 15 of 16 squads improving upon their previous year total.

Stricklin has overseen record fundraising for Bulldog Athletics, which has produced new facilities such as the \$11.7 million Mize Pavilion at Humphrey Coliseum, a new football practice and training complex as well as future expansion and upgrades to Davis Wade Stadium. The Bulldog Club has solicited gifts totaling more than \$20 million for the football facility, including a record \$12 million gift from the Seal Family Foundation.

The Bulldog Club has initiated the most ambitious fundraising drive in the athletic department's history - an initiative called "Today, Tomorrow, Forever" - to generate funding for new construction and upgrades to existing facilities.

Supporters are responding at the turnstile as well. In 2010, Mississippi State fans packed Davis Wade Stadium for every game, buying all available season tickets for the first time in school history. A record 384,995 Bulldog supporters turned out in 2010, and the school has created a waiting list that has topped 1,000 requests for season ticket purchases.

Stricklin certainly wasn't a stranger to the Bulldog family or college athletics when he took over the reins at State.

A 1992 graduate of Mississippi State, the Jackson, Miss., native's resume is highlighted by 23 years of experience on the collegiate level in various capacities at five different universities. The last two years, he served as Senior Associate Athletics Director for External Affairs at his alma mater, overseeing fundraising, football and men's basketball scheduling, managing MSU's all-sport agreement with Adidas, facility planning, and serving as the administrative sport liaison for men's basketball and softball.

It was those types of day-to-day tasks that prepared the personable Stricklin to take over the top seat in the Mississippi State athletic department.

Yet it's a journey that started during his formidable days as a dedicated and tireless worker in the media relations department that's led to his highly-respected career coming full circle.

Prior to graduating, Stricklin's stint in the MSU media relations office included three seasons (1990-92) as the media contact for the nationally-renown baseball program. Upon graduation, he was named assistant media relations director at his alma mater.

He continued his climb up the ladder of success when he was named Associate Media Relations Director at Auburn, where he served from 1993-98. In 1998, Stricklin left Auburn to become Assistant Athletics Director at Tulane, where he served as the primary media contact for the Green Wave's 1998 12-0 football team. Next came a four-year run in the Big 12 Conference at Baylor (1999-2003) as Assistant AD for Communications and Marketing.

In 2003, Stricklin returned to the Southeastern Conference at Kentucky and spent five seasons as the Associate AD for Media Relations, where he oversaw the day-to-day publicity of the tradition-rich Wildcat basketball program. It was his last stop before returning to Mississippi State in the spring of 2008.

Stricklin, 41, is married to the former Anne Howell, the youngest daughter of Basketball Hall of Fame member Bailey Howell. The couple has two daughters, Abby and Sophie.

## @StricklinMSU



## A NEW ERA OF BULLDOG SOFTBALL

MISSISSIPPI  
STATE



**THIS IS OUR STATE**



# MISSISSIPPI STATE UNIVERSITY

TM




**MISSISSIPPI STATE SOFTBALL**



# MISSISSIPPI'S COLLEGE TOWN

HOME OF THE BULLDOGS



MISSISSIPPI  
STATE

A NEW ERA OF BULLDOG SOFTBALL