


**CARRASCO
MCGILLIVARY
WALDNER**



MISSISSIPPI STATE SOCCER | 2019 MEDIA GUIDE

WHAT THEY'RE SAYING ABOUT JAMES ARMSTRONG

"James is a great hire for MSU. He is a tireless recruiter and knows the SEC and what it takes to be successful in the best athletics conference in the country. I am ecstatic for James and MSU."

-- COLBY HALE, ARKANSAS HEAD COACH

"James has a bright, young mind for the game. He's extremely hard working and an outstanding recruiter. He has been successful everywhere he's been. I believe he'll make an immediate impact on the program at Mississippi State. I think there's a bright future in the SEC."

-- CHRIS PETRUCELLI, TWO-TIME NATIONAL COACH OF THE YEAR

"I think he had been ready to be a head coach and he was waiting for the right opportunity, which he found at Mississippi State. He's one of the best recruiters in the country. I'm really excited to see what he's going to bring to Mississippi State, and I have no doubt that he's going to be extraordinarily successful there."

-- KAREN HOPPA, AUBURN HEAD COACH

"James is one of the most talented young coaches in the country, and I think the opportunity for him to go into Mississippi State and be successful is very high. He'll combine a great work ethic with excellent player management. I think it's a great formula for Mississippi State."

-- MARK KRIKORIAN, FLORIDA STATE HEAD COACH



TABLE OF CONTENTS

INTRODUCTION

Table of Contents	1
Media Information	2
Rosters	3-4
Schedule	5
Facilities	6-8

PREVIEW

Season Preview	9
25th Season Celebrations	9
25th Season All-Time Team	10-11
Opponent Information	12-17

PLAYERS

RETURNERS

Miranda Carrasco	18
Hailey Farrington-Bentil	19
Olivia Hernandez	20
Niah Johnson	21
Monigo Karnley	22
Kristen Malebranche	23
Zakirah McGillivray	24
Hayden Oswald	25
Andrea Tyrrell	26
MaKayla Waldner	27
AK Ward	28
Hailey Zerbel	29

TRANSFERS

Gabby English	30
Sam Stiglmaier	31
Niejia Watkins	32

FRESHMEN

Madison Cotta	33
Onyi Echegini	33
Stormy Meier	34
Megan Mielke	34
Katie Moore	35
Ryann Mushkin	35
Hannah Pimentel	36
Madison Rust	36
Emily Samisch	37
Grace Seymour	37
Alissa Stewart	38
Sydney Strunk	38
Katelyn Williams	39

COACHING STAFF

Head Coach James Armstrong	40
Assistant Coach Nick Zimmerman	41
Assistant Coach Brian Dunleavy	41
Volunteer Assistant Coach Allison Whitworth	42
Student Assistant Coach Peyton York	42
Coordinator of Operations Geri Siudzinski	43

2018 SEASON REVIEW

Season Review	44-45
Results/Scoring	46
Match-by-Match Starters	46
Statistics	47-48
Final Rankings	49
SEC Standings	49
Awards and Honors	49

RECORD BOOK

Team Single Game Records	50
Team Season Records	51
Individual Single Game Records	52
Individual Season Records	52-53
Field Player Career Records	54
Goalkeeper Career Records	55
Miscellaneous Records	55
Class Records	56-57
Annual Leaders	58-59
Annual Summaries/Team Stats	60
Coaching History	60
Series Histories	61-67
Record By Conference	68-69
All-Time Record When	69
Annual Results	70-73
Postseason History	74
MSU vs. Ranked Opponents	75
Overtime History	75
The Last Time It Happened	76
Awards/Honors	77-78
All-Time Roster	79-80
Jersey History	81-82
State to the League	83-84

MISSISSIPPI STATE UNIVERSITY

This Is Mississippi State	85
President Dr. Mark E. Keenum	86
Director of Athletics John Cohen	87
Mascots	88
Traditions	89

TV / RADIO CHART

TV / Radio Chart	90
------------------	----

CREDITS

The 2019 Mississippi State Soccer Media Guide was written and designed by Brian Ogden with assistance from Carmen Smith, Josh Lively and Greg Campbell.

INTRODUCTION

MEDIA INFORMATION

PRIMARY CONTACT

The Mississippi State Communications Department is here to serve the media throughout the 2019 Bulldog soccer season. Media members in need of assistance can contact Brian Ogden in the Communications office at (662) 325-0972 or by cell at (972) 977-7459.

MSU PLAYER/COACH AVAILABILITY

Players and coaches will be made available to the media upon request. Those wishing to set up an interview must contact Brian Ogden via phone or e-mail. On gameday, players and coaches are only available postgame.

For post-practice interviews, media members should contact Brian Ogden no later than 10 p.m. the night before. In most cases, players will be available for a brief time before and after practices which are scheduled during the morning hours of 7:45-10:15 each weekday.

Telephone interviews can also be scheduled with players on a call-back basis during the week with arrangements made through Brian Ogden.

POSTGAME INTERVIEWS

Requested MSU players, along with head coach Tom Anagnost, will be available for interviews approximately 10 minutes after all games near the midfield sideline opposite of the dugouts.

The Mississippi State locker room and field dugouts are off-limits to the media.

PHOTOGRAPHERS / VIDEOGRAPHERS

Photographers and videographers are permitted to shoot around the MSU Soccer Field in approved areas. Those wishing to shoot a game must contact Brian Ogden the day before the game to be granted access.

BRIAN OGDEN

Soccer / Track and Field

Office	(662) 325-0972
Email	B0gden@athletics.msstate.edu
Twitter	@brianogden

PRESS BOX SERVICES

A complete NCAA box score and pertinent game facts are available to members of the working media following the end of the first half and at the conclusion of each game. Media members also have access to game notes, statistics, lineups and rosters prior to the start of each game upon request. A pregame meal is also served in the press box around 45 minutes prior to each game.

The press box is divided into four separate work areas, with each equipped with hi-speed internet and telephone access. It is also set up to accommodate television and team video personnel.

RADIO BROADCASTS

The MSU Soccer Field press box houses radio lines to support home and visitor radio broadcasts. For more information on the phone lines, please contact Brian Ogden in the Communications office.

SOCIAL MEDIA

Breaking news, game updates and behind-the-scenes moments can be found on Mississippi State soccer's various social media platforms by following @HailStateSOC on Twitter and Instagram.

QUICK FACTS

UNIVERSITY

Location	Starkville, Miss. (Pop. 24,775)
Founded	1878
Enrollment	22,201
Nickname	Bulldogs
Colors	Maroon and White
Mascot	Bully
Shortened Name	MSU or State
Conference	Southeastern
President	Dr. Mark Keenum
Athletic Director	John Cohen
Sr. Associate AD/SWA	Ann Carr
Faculty Representative	Dr. Steven Turner

FACILITY

Stadium	MSU Soccer Field
Capacity	500 (Bleachers)
Opened	1995
Dimensions	74 yards x 120 yards
Surface	Natural Grass
All-Time Home Record	99-109-20

COACHING STAFF

Head Coach	James Armstrong
Alma Mater	University of Edinburgh, 2000
Record at MSU	First Year
SEC Record	First Year
Career Record	First Year
Assistant Coach	Nick Zimmerman (First Year)
Assistant Coach	Brian Dunleavy (First Year)
Volunteer Assistant Coach	Allison Whitworth (First Year)
Student Assistant Coach	Peyton York (First Year)

TEAM INFORMATION

2018 Record	9-7-2
2018 SEC Record / Finish	2-6-2 / 11th
2018 H / A Record	6-2-2 / 3-5-0
Largest Crowd	1,402 (South Carolina)
Average Attendance	683
Starters Returning / Lost	7 / 4
Letterwinners Returning / Lost	12 / 12
Newcomers	16

PROGRAM HISTORY

All-Time Record	166-260-32 (.397)
All-Time SEC Record	43-180-19 (.217)
First Season	1995
SEC Tournament Appearances	2 (2001, 2004)
SEC Tournament Record	0-2 (.000)
SEC Divisional Championships	1 (2001)
Highest SEC Finish	4th (2001)
NCAA Tournament Appearances	1 (2018)
NCAA Tournament Record	0-1 (.000)



ATHLETICS COMMUNICATIONS STAFF



BRIAN OGDEN
Soccer/Track & Field



BILL MARTIN
Department Oversight



JOHN CADE
Digital Media/Web



MATT DUNAWAY
Men's Basketball



BRANDON LANGLOIS
Primary Football



JOSH LIVELY
Women's Basketball



GREG CAMPBELL
Baseball



TAYLOR SHIREY
Softball / Secondary FB



MIKAELA ELIZONDO
Cross Country / Women's Tennis



AUSTIN COATS
Volleyball / Secondary BB



EMMA WARREN
Secondary SOC



GRAHAM MURPHREE
Men's Tennis



MCRAE CLAY
Men's Golf / Secondary BKB



SHELBY SPURLOCK
Women's Golf



JOSIE HUTTON
Secondary MBK

2019 BULLDOG ROSTER

NUMERICAL

#	NAME	POS.	HT.	YR.	EXP.	HOMETOWN / HS / PREVIOUS SCHOOL
00	Hannah Pimentel	GK	5-5	Fr.	HS	Flowery Branch, Ga. / Flowery Branch HS
0	Emily Samisch	GK	5-8	Fr.	HS	Collierville, Tenn. / Collierville HS
1	Gabby English	GK	5-10	Gr.	TR	Winter Park, Fla. / Winter Park HS / San Diego St.
2	Sydney Strunk	D	5-8	Fr.	HS	Montgomery, Ohio / Ursuline Academy
3	Andrea Tyrrell	M/F	5-5	So.	1L	Toronto, Ontario / Bill Crothers Secondary
4	Hailey Zerbel	D	5-6	Sr.	1L	West Covina, Calif. / South Hills HS / Arizona State
5	AK Ward	M	5-4	Jr.	2L	Keller, Texas / Keller HS
7	Onyi Echegini	F	5-8	Fr.	HS	London, England / Bexleyheath Academy
8	Madison Rust	D/M	5-8	Fr.	HS	Lakeside, Calif. / El Capitan HS
9	Ryann Mushkin	F	5-8	Fr.	HS	New Canaan, Conn. / IMG Academy
10	MaKayla Waldner	F	5-6	Sr.	3L	Dexter, Mo. / Dexter HS
11	Stormy Meier	M	5-6	Fr.	HS	Austin, Texas / Vandegriff HS
12	Niejia Watkins	D	5-4	So.	TR	Orlando, Fla. / Lake Howell HS / Nebraska
13	Madison Cotta	M/F	5-0	Fr.	HS	Tulare, Calif. / Mission Oak HS
14	Niah Johnson	M	5-5	So.	1L	Rowlett, Texas / Sachse HS
15	Miranda Carrasco	D	5-3	So.	1L	Cypress, Texas / Cypress Woods HS
16	Alissa Stewart	D/M	5-10	Fr.	HS	Burlington, Ontario / Frank J. Hayden Secondary
17	Sam Stiglmaier	M/D	5-10	So.	TR	Karlsruhe, Germany / Descartes-Gymnasium / Shaw U.
18	Katie Moore	GK	5-9	Fr.	HS	Charlotte, N.C. / Gaston Christian School
20	Monigo Karnley	F	5-4	So.	1L	Boothwyn, Pa. / Chichester HS
21	Megan Mielke	M	5-9	Fr.	HS	Bellflower, Calif. / Mayfair HS
22	Grace Seymour	D	5-7	Fr.	HS	Port Neches, Texas / Port Neches-Groves HS
23	Hayden Oswalt	M/F	5-4	Sr.	2L	Clinton, Miss. / Clinton HS / Sam Houston State
24	Kristen Malebranche	D	5-6	Jr.	2L	Hillsborough, N.J. / Hillsborough HS
26	Olivia Hernandez	F	5-6	Jr.	1L	Phoenix, Ariz. / Westview HS / Arizona State
27	Hailey Farrington-Bentil	F	5-4	So.	1L	Milwaukee, Wisc. / University School of Milwaukee
28	Katelyn Williams	M	5-6	Fr.	HS	Brandon, Miss. / Northwest Rankin HS
99	Zakirah McGillivray	F	5-5	So.	1L	Brooklyn, N.Y. / Uncommon Charter HS

ALPHABETICAL

#	NAME	POS.	YR.
15	Miranda Carrasco	D	So.
13	Madison Cotta	M/F	Fr.
7	Onyi Echegini	F	Fr.
1	Gabby English	GK	Gr.
27	Hailey Farrington-Bentil	F	So.
26	Olivia Hernandez	F	Jr.
14	Niah Johnson	M	So.
20	Monigo Karnley	F	So.
24	Kristen Malebranche	D	Jr.
99	Zakirah McGillivray	F	So.
11	Stormy Meier	M	Fr.
21	Megan Mielke	M	Fr.
18	Katie Moore	GK	Fr.
9	Ryann Mushkin	F	Fr.
23	Hayden Oswalt	M/F	Sr.
00	Hannah Pimentel	GK	Fr.
8	Madison Rust	D/M	Fr.
0	Emily Samisch	GK	Fr.
22	Grace Seymour	D	Fr.
16	Alissa Stewart	D/M	Fr.
17	Sam Stiglmaier	M/D	So.
2	Sydney Strunk	D	Fr.
3	Andrea Tyrrell	M/F	So.
10	MaKayla Waldner	F	Sr.
5	AK Ward	M	Jr.
12	Niejia Watkins	D	So.
28	Katelyn Williams	M	Fr.
4	Hailey Zerbel	D	Sr.

COACHING STAFF

Head Coach: James Armstrong, First season

Assistant Coach: Nick Zimmerman, First season

Assistant Coach: Brian Dunleavy, First season

Volunteer Assistant Coach: Allison Whitworth, First season

Student Assistant Coach: Peyton York, First season

ROSTER BREAKDOWN

BY CLASS

GRADUATES | 1

Gabby English

SENIORS | 3

Hayden Oswalt, MaKayla Waldner, Hailey Zerbel

JUNIORS | 3

Olivia Hernandez, Kristen Malebranche, AK Ward

SOPHOMORES | 8

Miranda Carrasco, Hailey Farrington-Bentil, Niah Johnson, Monigo Karnley, Zakirah McGillivray, Samantha Stiglmaier, Andrea Tyrrell, Nieja Watkins

FRESHMEN | 13

Madison Cotta, Onyi Echegini, Stormy Meier, Megan Mielke, Katie Moore, Ryann Mushkin, Hannah Pimentel, Madison Rust, Emily Samisch, Grace Seymour, Alissa Stewart, Sydney Strunk, Katelyn Williams

BY HOME STATE / COUNTRY

TEXAS | 5

Miranda Carrasco, Niah Johnson, Stormy Meier, Grace Seymour, AK Ward

CALIFORNIA | 4

Madison Cotta, Megan Mielke, Madison Rust, Hailey Zerbel

MISSISSIPPI | 2

Hayden Oswalt, Katelyn Williams

CANADA | 2

Alissa Stewart, Andrea Tyrrell

FLORIDA | 2

Gabby English, Nieja Watkins

ARIZONA | 1

Olivia Hernandez

CONNECTICUT | 1

Ryann Mushkin

GEORGIA | 1

Hannah Pimentel

MISSOURI | 1

MaKayla Waldner

NEW JERSEY | 1

Kristen Malebranche

NEW YORK | 1

Zakirah McGillivray

NORTH CAROLINA | 1

Katie Moore

OHIO | 1

Sydney Strunk

PENNSYLVANIA | 1

Monigo Karnley

TENNESSEE | 1

Emily Samisch

WISCONSIN | 1

Hailey Farrington-Bentil

ENGLAND | 1

Onyi Echegini

GERMANY | 1

Samantha Stiglmaier

NEWCOMERS (16)

Madison Cotta, Onyi Echegini, Gabby English, Stormy Meier, Megan Mielke, Katie Moore, Ryann Mushkin, Hannah Pimentel, Madison Rust, Emily Samisch, Grace Seymour, Alissa Stewart, Samantha Stiglmaier, Sydney Strunk, Nieja Watkins, Katelyn Williams

RETURNERS (12)

Miranda Carrasco, Hailey Farrington-Bentil, Olivia Hernandez, Niah Johnson, Monigo Karnley, Kristen Malebranche, Zakirah McGillivray, Hayden Oswalt, Andrea Tyrrell, MaKayla Waldner, AK Ward, Hailey Zerbel

PRONUNCIATION GUIDE

Onyi Echegini	Oh-knee Eck-uh-gee-nee
Niah Johnson	NYE-uh
Monigo Karnley	Moh-NEE-go
Megan Mielke	Milky
Kristen Malebranche	MAL-branch
Zakirah McGillivray	Zuh-keer-uh
	Mick-Gill-VUH-ree
	Stig-uhl-MY-er
Sam Stiglmaier	Ann-dree-ah Tie-rel
Andrea Tyrrell	Zer-bull
Hailey Zerbel	Nye-juh
Niejia Watkins	Jerry sud-ZIN-skee
Geri Siudzinski	

PLAYERS RETURNING

#	NAME	POS.	GP/GS	MIN	G	A	PTS	SH	SOG	SV	SV%	GA	SO
3	Andrea Tyrrell	M/F	18/2	766	0	0	0	21	11	--	--	--	--
4	Hailey Zerbel	D	18/18	1,361	0	3	3	8	3	--	--	--	--
5	AK Ward	M	17/11	565	1	2	4	8	5	--	--	--	--
10	MaKayla Waldner	F	18/18	1,324	7	0	14	56	23	--	--	--	--
14	Niah Johnson	M	18/8	1,044	4	1	9	18	8	--	--	--	--
15	Miranda Carrasco	D	18/18	1,597	0	7	7	9	6	--	--	--	--
20	Monigo Karnley	F	16/0	394	0	4	4	10	3	--	--	--	--
23	Hayden Oswalt	M/F	3/0	19	0	0	0	0	0	--	--	--	--
24	Kristen Malebranche	D	17/16	1,304	0	0	0	3	0	--	--	--	--
26	Olivia Hernandez	F	18/15	832	0	1	1	10	4	--	--	--	--
27	Hailey Farrington-Bentil	F	18/3	566	0	1	1	8	2	--	--	--	--
99	Zakirah McGillivray	F	18/15	1,155	8	1	17	48	28	--	--	--	--

PLAYERS LOST

#	NAME	POS.	GP/GS	MIN	G	A	PTS	SH	SOG	SV	SV%	GA	SO
0	Rhylee DeCrane	GK	18/18	1,675	--	--	--	--	--	55	.775	16	8
1	Peyton York	GK	0/0	0	--	--	--	--	--	0	0	0	0
2	Zoe Smith	D	2/0	8	0	0	0	0	0	--	--	--	--
6	Liz Fogarty	M	5/0	71	0	0	0	3	1	0	.000	1	0
7	Claire Ross	F	0/0	0	0	0	0	0	0	--	--	--	--
8	Gabriella Coleman	F	18/1	455	3	2	8	19	5	--	--	--	--
9	Brooke McKee	F	17/17	1,077	4	4	12	40	19	--	--	--	--
11	Sam Blanchard	D	13/0	406	0	0	0	5	0	--	--	--	--
12	Laura Galceran	M	15/2	446	0	0	0	10	3	--	--	--	--
16	Jen Huckaby	M	2/0	10	0	0	0	0	0	--	--	--	--
17	Megan Henry	F	12/0	241	0	0	0	3	1	--	--	--	--
18	Courtney Robicheaux	D	18/18	1,616	1	1	3	18	4	--	--	--	--
21	Tianna Harris	D	2/0	12	0	0	0	0	0	--	--	--	--
22	Andrea Compper	M/F	0/0	0	0	0	0	0	0	--	--	--	--
25	Carly Mauldin	M	18/18	1,568	4	1	9	35	11	--	--	--	--


INCOMING TRANSFERS

NAME	PRIOR SCHOOL	POS.	GP/GS	MIN	G	A	PTS	SH	SOG	SV	SV%	GA	SO
Gabby English	San Diego State	GK	17/1	1,589	--	--	--	--	--	82	.766	25	4
Sam Stiglmaier	Shaw	M/D	7/5	513	5	1	11	15	6	--	--	--	--
Niejia Watkins	Nebraska	D	15/0	257	0	0	0	1	1	--	--	--	--



NIAH JOHNSON

SOCCER SUPPORT STAFF



GERI SIUDZINSKI
Coordinator of Operations



KATIE LEE
Certified Athletic Trainer



AARON DUVALL
Strength Coach



SHAUN TAYLOR
Facilities Coordinator



JAY LOGAN
Sport Administrator



PAIGE PADILLA
Academic Advisor



MIDGE DAVIS
Office Associate

2019 SCHEDULE

AUGUST

15	at William Carey (Exh.)	Hattiesburg, Miss.		11 a.m.
17	SOUTHERN MISS (EXH.)	STARKVILLE		4 p.m.
22	ALABAMA A&M	STARKVILLE	SEC Network+	6 p.m.
24	BYU	STARKVILLE	SEC Network+	7 p.m.
30	at Eastern Washington	Cheney, Wash.	WatchBigSky.com	6 p.m.

SEPTEMBER

1	at Idaho	Moscow, Idaho	WatchBigSky.com	5 p.m.
5	UT-MARTIN	STARKVILLE	SEC Network+	7 p.m.
8	MEMPHIS	STARKVILLE	SEC Network+	7 p.m.
12	SOUTH ALABAMA	STARKVILLE	SEC Network+	7 p.m.
15	BOSTON COLLEGE	STARKVILLE	SEC Network+	11:30 a.m.
19	TEXAS A&M*	STARKVILLE	SEC Network+	7 p.m.
26	OLE MISS*	STARKVILLE	SEC Network	6 p.m.
29	at Kentucky*	Lexington, Ky.	SEC Network+	12 p.m.

OCTOBER

4	at Alabama*	Tuscaloosa, Ala.	SEC Network+	7 p.m.
10	AUBURN*	STARKVILLE	SEC Network+	6 p.m.
13	at Arkansas*	Fayetteville, Ark.	SEC Network+	1 p.m.
20	GEORGIA*	STARKVILLE	ESPNU	4 p.m.
24	at LSU*	Baton Rouge, La.	SEC Network+	7 p.m.
27	TENNESSEE*	STARKVILLE	SEC Network+	1 p.m.
31	at Missouri	Columbia, Mo.	SEC Network+	7 p.m.

NOVEMBER

3-10	SEC Tournament	Orange Beach, Ala.	SEC Network	TBA
------	----------------	--------------------	-------------	-----

*Southeastern Conference game

All times CT



MSU SOCCER FIELD



MSU SOCCER FIELD

Home to the Mississippi State soccer team since 1995, the Mississippi State Soccer Field gives the Bulldogs one of the finest playing surfaces in the Southeast. Located on the north side of the Mississippi State University campus, the MSU Soccer Field joins the Mike Sanders Track Complex, Dudy Noble Field/ Polk-Dement Stadium (baseball), Nusz Park (softball) and the A.J. Pitts Tennis Centre to give MSU an exemplary Olympic sports complex.

The facility features a main grandstand area which accommodates more than 500 people, while the grass hillsides that bookend the stands can seat over 1,000 fans for any given contest.

The program debuted a 2,600 square-foot brick facility in 2008 which houses a concession stand, men’s and women’s restrooms and a spacious press box. The press box is divided into four separate work areas, with each equipped with hi-speed internet and telephone access. It is also setup to accommodate television and team video personnel. The MSU Soccer Field also includes covered dugouts for participating teams.

Hailed as one of the top playing surfaces in the Southeastern Conference, the field stretches 114 yards long and 74 yards wide. The regulation NCAA Championship field features Mississippi Pride grass - developed by researchers on the Mississippi State campus - making it one of the top playing surfaces in the country.



Mississippi State’s grass is also licensed out and used at prestigious golf courses, the Rose Bowl, the StubHub Center (LA Galaxy), Kaufman Stadium (Kansas City Royals), Chase Field (Arizona Diamondbacks) and other professional venues.

Lights were added just after the conclusion of the 2002 campaign, equipping the facility for evening competition and giving it an added amenity that can only translate into better atmospheres.

The atmosphere at the facility has grown over the years, with MSU setting all of the Top 10 attendance marks since 2014. A facility-record 1,402 fans saw the Bulldogs topple No. 13 South Carolina in overtime on Sept. 20, 2018.

In 2018, a new Daktronics LED display that measures 18 feet high by 32 feet wide was added to the field. This new display features a 15HD pixel layout with wide angle visibility to bring crisp, clear imagery to Bulldog fans at every game. It features industry-leading environmental protection to survive the elements while operating as expected.

TOP 10 CROWDS			
	ATT.	DATE	OPPONENT
1.	1,402	Sept. 20, 2018	South Carolina
2.	1,349	Aug. 18, 2017	Stephen F. Austin
3.	1,327	Aug. 21, 2015	Florida
4.	1,235	Sept. 19, 2014	Ole Miss
5.	1,106	Sept. 9, 2016	Arkansas
6.	1,102	Oct. 22, 2017	Ole Miss
7.	1,088	Sept. 10, 2015	South Alabama
8.	1,077	Oct. 27, 2016	Texas A&M
9.	1,057	Oct. 26, 2017	Texas A&M
10.	1,053	Sept. 25, 2015	Tennessee



MSU SOCCER CLUBHOUSE



MSU SOCCER CLUBHOUSE

The MSU Soccer Clubhouse, a \$1.8 million facility covering nearly 3,000 square feet adjacent to the soccer field, was added during the 2016 soccer season to give the Bulldogs an on-field locker room for the first time in program history.

The facility includes a 600-square-foot film room/lounge, a 500-square-foot treatment area, 300-square-foot equipment and laundry room, a 300-square-foot coaches conference room/locker room and a 250-square-foot kitchen.

The facility also houses a 1,000-square-foot player locker room, shower area and bathroom that is easily accessible from the field. The addition of the clubhouse adds to one of the best atmospheres in the South and further demonstrates the commitment of the Mississippi State Athletic Department to the soccer program at MSU.



TEAM LOUNGE




LOCKER ROOM



TRAINING ROOM

INDOOR FACILITIES



TEMPLETON CENTER ATRIUM

SHIRA FIELDHOUSE

The Shira Fieldhouse Complex, which underwent a million-dollar renovation in 1992 and another facelift in 2017, serves as one of Mississippi State's two primary facilities for conditioning, treating and equipping Bulldog athletes.

Named in honor of the late Charles N. Shira, former MSU head football coach and athletic director, the two-story complex opened in the mid-1970s. When opened at that time, it housed the football locker room and a 50-yard-long indoor practice field, as well as the main athletic equipment, training and weight rooms.

Since MSU football's move to the Leo Seal Jr. Complex in 2013, the Shira Fieldhouse Complex has maintained its purpose of housing training facilities for many of the athletic teams on campus. The indoor turf room was renovated in 2017 to incorporate a new look, energy-efficient lighting and a netted area for the track and field team to practice field events indoors.

The adjoining weight room also received several updates in 2017 including fresh graphics, new lighting and new flooring.

LARRY H. TEMPLETON CENTER

Dedicated on November 1, 2008, the Templeton Athletic Academic Center was a welcome addition to the Bulldog athletic program. The \$10 million facility is named for former MSU Director of Athletics Larry Templeton.

The facility is an addition to two existing facilities in the athletic wing of the MSU campus - the Shira Complex and the Holliman Athletic Center. It is situated on the south side of those two facilities, and across the street from the Bryan Athletic Administration Building.

The 34,000 square-foot building serves the entire athletic department, houses the Athletic Academics offices and staff, and includes individual computer rooms, tutor work areas, a large open study area and a 300-seat dining facility with a fully-functioning kitchen.

Templeton, now Athletic Director Emeritus, served 22 years as Director of Athletics and during his tenure helped position MSU Athletics as an innovative, progressive program, with equality in sports for women, new and renovated facilities and keen fiscal management.



SHIRA WEIGHT ROOM



TEMPLETON STUDY AREA

ARMSTRONG BEGINS FIRST SEASON IN STARKVILLE

THE SCHEDULE

After earning its first NCAA Tournament berth in program history, Mississippi State soccer will return to the field for its 25th season on Aug. 22.

MSU has 18 regular-season contests on tap in head coach James Armstrong's first season, with 11 of those scheduled at home. The schedule features nine NCAA Tournament teams from last season, including five that finished in the top 30 of the final RPI.

Before opening the season, State will play two exhibition matches. The Bulldogs will take a trip to Hattiesburg, Mississippi, to face defending NAIA National Champions William Carey at 11 a.m. CT on Aug. 15 before closing the preseason against Southern Miss in Starkville on Aug. 17 at 4 p.m.

State revives a long-dormant series with Alabama A&M to open the year at home on Aug. 22 at 6 p.m. Sitting at 99 home wins in program history, MSU will look to open the Armstrong era with two milestones in that contest. MSU has won their opening game in each of the last three years.

The Bulldogs will then play three of their four first-time opponents in a row when they host BYU the following Saturday, Aug. 24, at 7 p.m. The Dawgs then hit the road for their only non-conference away games.

After an Aug. 30 matchup at Eastern Washington, MSU will be the first SEC team ever to travel to Moscow, Idaho, for a single-game meeting with the Idaho Vandals. The Bulldogs will play indoor soccer in the 16,000 seat Kibbie Dome on Sept. 1.

To round out the non-conference slate, MSU hosts UT-Martin (Sept. 5), Memphis (Sept. 8), South Alabama (Sept. 12) and Boston College (Sept. 15).

The Skyhawks had the largest year-to-year improvement in win-loss record in 2018. The Bulldogs defeated both Memphis and South Alabama on the road last season. The Tigers finished the year ranked No. 15 in the RPI, highest among MSU's opponents outside the SEC. Boston College was No. 28 in the final RPI.

While State gets a year off from reigning SEC Regular Season Champion Vanderbilt and perennial powers Florida and South Carolina, the conference slate will not start out easily. Texas A&M, a program MSU has never beaten, visits Starkville on Sept. 19. The Aggies were No. 11 in the final RPI and advanced to the Sweet 16 last year.

MSU will hope to write a positive chapter in the Magnolia Cup rivalry when Ole Miss visits on Sept. 26. The Bulldogs last claimed the trophy outright in 2012 but battled to a draw in 2017.

State travels to Kentucky on Sept. 29 then makes the short trip to Tuscaloosa, Alabama, to meet the Crimson Tide on Oct. 4.

Four of the final six opponents made the NCAA field last year. The first of which comes to town on Oct. 10 when State hosts Auburn, Armstrong's former team. That match is followed by a trip to Arkansas after MSU and the Razorbacks played to a scoreless draw a year ago.

A battle of the Bulldogs awaits in Starkville on Oct. 20 against Georgia. MSU then travels to LSU on Oct. 24. After losing a heartbreaker in the final minutes in Knoxville, Tennessee, last season, the Bulldogs will welcome the Volunteers on Oct. 27. Tennessee advanced to the Elite Eight in 2018 and finished with the No. 8 RPI.

State closes the regular season campaign at Missouri on Halloween at 7 p.m. The SEC Tournament will be played in Orange Beach, Alabama, on Nov. 3-10. MSU is looking for its first appearance in the conference tournament since 2004.

25th SEASON CELEBRATIONS

Mississippi State will celebrate its 25th season of soccer in 2019. The Bulldogs played their first match on Sept. 2, 1995 against Brewton-Parker. State will recognize this anniversary when the Bulldogs host UT-Martin on Sept. 5 this year.

Fans in attendance will receive a giveaway T-shirt with the 25th season logo, and alumni in the crowd will be recognized on the field.

MSU has compiled an all-time team (pages 16-17), and will periodically revisit the legacies of these players throughout the season on HailState.com. The 25th season campaign will include recognition of milestones in the program's history with "This Day in Bulldog Soccer" posts on social media.



2019 SCHEDULE BY THE NUMBERS

- 18 regular-season matches (11 home, seven away)
- 13 opponents finished with .500 or better records in 2018
- 10 opponents collected double-digit win totals in 2018
- 9 opponents finished 2018 with an RPI in the top 50, five finished in the top 30
- 9 NCAA Tournament teams in 2018 (BYU, Memphis, Boston College, Texas A&M, Ole Miss, Auburn, Arkansas, LSU and Tennessee)
- 8 non-conference opponents from seven leagues
- American (1): Memphis; ACC (1): Boston College;
- Big Sky (2): Eastern Washington, Idaho; Ohio Valley (1): UT-Martin;
- Sun Belt (1): South Alabama; SWAC (1): Alabama A&M; WCC (1): BYU
- 4 first-time opponents (BYU, Eastern Washington, Idaho and Boston College)

THE FORWARDS

Led by the Bulldogs' only fourth-year player in MaKayla Waldner, State's attackers will look to build off the 2018 season's plus-15 goal differential that ranked second in program history. Waldner continues to climb State's career leaderboard, needing just two game-winning goals to break the program record. She is also among MSU's top 10 in points, goals, shots and shots on goal.

She is joined by sophomore Zakirah McGillivray, who is coming off an SEC All-Freshman team campaign. McGillivray tied Waldner's single-season record with five game-winners a year ago while leading the team in goals and points. She found the net eight times, which is tied for eighth in program history and ranks third among Bulldog freshmen.

The duo is joined by junior Olivia Hernandez, who had a strong spring season, and sophomore Andrea Tyrrell, who can also play in the midfield. Monigo Karnley and Hailey Farrington-Bentil also return for their second years. Two newcomers will add scoring threats. Ryann Mushkin was an early enrollee who has earned offensive player of the year honors in high school. London, England, native Onyi Echegini played club soccer with Arsenal FC and won the FA Cup this spring.

THE MIDFIELD

Junior AK Ward put together an impressive spring season, highlighted by a hat trick in State's final spring exhibition match. MSU also returns sophomore Niah Johnson whose nine points and four goals are third among returning players.

Arguably the youngest portion of State's roster, MSU added four freshman at the position, including Stormy Meier, Megan Mielke, Katelyn Williams and Madison Cotta. Cotta was an early enrollee who played the spring season. Additional experience will be found in sophomore transfer Sam Stiglmaier and senior Hayden Oswalt who has seen time in 16 matches for the Bulldogs.

THE BACK LINE

State's greatest strength last year returns three of the Bulldogs' four starters on a historic back line. MSU allowed the fewest goals (17) in program history last year while holding opponents to a record-low 11.5 shots per game.

Senior Hailey Zerbel and junior centerback Kristen Malebranche provide leadership and experience, while sophomore Miranda Carrasco allows the defenders to join the attack. Carrasco led the team with seven assists in 2018, which ranks sixth in school history and third among freshmen.

The Bulldogs added sophomore transfer Nieja Watkins along with freshmen Madison Rust, Grace Seymour, Allisa Stewart and Sydney Strunk. The five new defenders will push for the fourth starting spot and compete for playing time.

IN THE NET

After watching one of the top keepers in program history graduate last season, the Bulldogs were left without a single game of goalkeeping experience on their roster. Armstrong filled that need with graduate transfer Gabby English, who comes to Starkville after three years at San Diego State where she ranked second all-time with 244 career saves and fourth in shutouts (19).

Freshmen Katie Moore and Emily Samisch were both early enrollees who saw time in net in the spring. Samisch was named to TopDrawerSoccer.com's All Mid-East Region Team over the summer and played in the 2019 national championship with her club team. Hannah Pimentel also joins the newcomers after a successful high school career in Georgia and Utah.

Former Bulldog goalkeeper Peyton York has remained a part of the team as a student assistant coach after taking a medical retirement following her freshman season.

ALL-TIME TEAM



APRIL BERRY

2001-04

Midfielder
Arlington, Texas



BETTY ANN CASEY

2002-05

Forward
Coral Springs, Fla.



JENNIFER CROISANT

1995-96

Goalkeeper
Tulsa, Okla.



ANGIE DELAGE

1995-97

Midfielder / Defender
Baton Rouge, La.



MALLORY EUBANKS

2014-17

Forward
Lexington, Ky.



TREENA FERGUSON

2004-07

Midfielder / Forward
Sarnia, Ont.



BETHANY FRAZIER

2005-08

Defender
Madison, Miss.



MORGANNE GRIMES

2010-13

Defender
Fayetteville, Ga.



TARYN HOLLAND

2006-09

Goalkeeper
Franklin, Tenn.



SHANNEN JAINUDEEN

2011-14

Defender
Scarborough, Ont.



CARLY MAULDIN

2015-18

Midfielder
Laurel, Miss.



MORGAN McDONALD

2001-04

Defender
Benson, N.C.



JESSI MOORE

2001-02

Forward
Grapevine, Texas



ANNEMARIE PIMENTEL

1997-00

Midfielder
Knoxville, Tenn.



MEREDITH RIEKERT

1995-98

Midfielder / Forward
Plano, Texas



COURTNEY ROBICHEAUX

2015-18

Defender
Mandeville, La.



SKYLAR ROSSON

2009-12

Goalkeeper
Edmond, Okla.



ELISABETH SULLIVAN

2010-13

Forward
Memphis, Tenn.



AMY VAN ZANDT

2001-02

Forward
Grapevine, Texas



MAKAYLA WALDNER

2016-19

Forward
Dexter, Mo.

ALL-TIME TEAM - STARTING XI**FORWARDS****ELISABETH SULLIVAN | 2010-13**

The first Bulldog selected in the NWSL Draft, Sullivan is State's all-time leader in points (92), goals (39), shots (256) and shots on goal (155). She set the single-season record with 16 goals in 2013 while scoring in a program-record six consecutive games dating back to the 2012 campaign. Her eight career multi-goal games are the most in school history, and she led MSU in both points and goals in every year of her career. She is among the top five in career assists, game-winning goals and games started.

MALLORY EUBANKS | 2014-17

Eubanks was the highest NWSL Draft pick in program history and has since seen time with the U.S. U23 National Team. Her 17 assists are second in program history, and of those, seven came on game-winning goals. She totaled 33 career points which ranks ninth in program history and put 61 of her 134 shots on target, which ranks sixth and fifth respectively. A three-time All-SEC selection, she closed her career as the 2017 SEC Scholar-Athlete of the Year and earned second-team All-Region honors.

BETTY ANN CASEY | 2002-05

A model of consistency, Casey led the Bulldogs in points, goals, shots and shots on goal in each of her final three seasons, while leading the team in assists every year. She is fifth all-time in career points (51), fourth in goals (20) and tied for seventh in assists (11). She scored consecutive goals just 53 seconds apart against Jacksonville State as a sophomore. Casey fired 101 of her 191 shots on target.

MIDFIELDERS**MEREDITH RIEKERT | 1995-98**

The face of Bulldog soccer for its first four years, Riekert held every offensive record at the end of her career. The two-time All-SEC selection earned third-team All-Region honors in 1995. She still holds State's career game-winning goals record (9) and is among the top three all-time in points (59), goals (22), assists (15), and shots (198). As a freshman, she was named MVP of the Lady Jaguar Invitational.

TREENA FERGUSON | 2004-07

Ferguson twice led MSU in both points and goals. She turned in one of the program's most-impressive senior campaigns, ranking second among seniors in points (17) and goals (7), while firing 64 shots. As a junior, she found the back of the net in four straight matches. Her three career multi-goal games are tied for second in program history, and her 33 career points are tied for ninth.

APRIL BERRY | 2001-04

A fixture on both of State's SEC Tournament squads, Berry played in 80 contests while making 73 starts, both of which are fourth in program history. She is seventh in career minutes (6,284). Her 11 assists are tied for seventh all-time and are second among all midfielders. Berry had a breakout senior year, while playing 1,793 minutes (seventh all-time) to finish with 23 career points and six goals.

CARLY MAULDIN | 2015-18

A second team All-SEC and third-team All-Region selection in 2018, Mauldin led the Bulldogs into the NCAA Tournament for the first time. She started every match over her four years and finished her career fifth all-time with 6,545 minutes in 72 games, which is tied for seventh. Mauldin played the full match 56 times in her career and tallied 14 points, nine of which came in her senior season.

DEFENDERS**BETHANY FRAZIER | 2005-08**

Second all-time with 75 career starts, Frazier brought a spark of offense to the back line. She totaled 21 career points and her 11 assists are tied for seventh in program history. She started all but one of the Bulldogs matches over her career and spent 6,633 minutes on the field, which ranks third all-time. Her seven assists in 2007 are tied for seventh in MSU single-season history.

MORGANNE GRIMES | 2010-13

A four-year captain, Grimes is second in school history with 6,678 minutes played and started 74 games, which ranks third. She earned selections on four regular-season all-tournament teams in her career. Grimes helped lead her defenses to 16 shutouts over her career and twice led the team in minutes for the season. She totaled 11 career points and collected nine assists.

MORGAN McDONALD | 2001-04

McDonald had a knack for being on the field in historic moments. She started in both of MSU's SEC Tournament matches and logged an MSU record 81 caps in her career. She also holds State's record for games played (82) and minutes (7,133). McDonald was on the field for 15 career shutouts including MSU's highest-ranked victory in program history when the Bulldogs downed No. 6 Florida, 1-0, in 2003.

GOALKEEPER**TARYN HOLLAND | 2006-09**

A consistent presence in the net, Holland holds MSU career records in saves (368), goalkeeper games played (69) and started (65) and goalkeeper minutes (5,951). She is second all-time in both wins (20) and shutouts (11) and landed among the top 10 in program history in saves per game, save percentage and goals against average.

ALL-TIME TEAM - RESERVES**FORWARDS****JESSI MOORE | 2001-02**

Part of MSU's dynamic freshman duo in 2001, Moore holds freshman records for assists (16) and shots (76). Her 38 points in her first year, trail only her partner up front Amy Van Zandt for the single-season record. In just two years she collected a program-record 24 career assists and is second all-time in points (62). Her two years are both among the top 10 in points, goals, assists and game-winning goals.

AMY VAN ZANDT | 2001-02

Though she only spent two years in Starkville, Van Zandt was possibly the best freshman the Bulldogs have ever had. Her 39 points in her first year are the MSU single-season record, and her 15 goals that year are second all-time. Despite her shortened tenure, she's still second in career goals (22) and fourth in career points (56). Van Zandt remains the only Bulldog to score a postseason goal.

MAKAYLA WALDNER | 2016-19

Waldner is the only active player selected to the all-time team, but the Bulldog senior already sits among the top 10 career leaders in points (38), goals (18), game-winning goals (7), shots (146) and shots on goal (64). As a sophomore she landed among the single-season leaders points (19) and goals (9) while breaking the single-season record for game-winners (5). She scored in five straight matches over the 2017 and 2018 seasons, which is the second-longest streak in school history.

MIDFIELDERS**ANGIE DELAGE | 1995-97**

DeLage was the first player to score against Ole Miss, a game-winner for State's first SEC victory in 1995, but she's remembered more for her assists. Tallying seven in both 1995 and 1997, she is tied for sixth in the single-season record book and is tied for third all-time with 15 for her career. Four of those came on what would stand as the game-winning goal. She also ranks third among juniors in assists.

ANNEMARIE PIMENTEL | 1997-00

Pimentel is one of a dozen players in school history to record double-digit assists over her career. Of her 10 helpers, five came on the game-winning goal in 1997, setting State's single-season record. She is tied for fifth all-time with 78 games played. Pimentel closed her career with 18 points, including four goals, three of which were game-winners.

DEFENDERS**SHANNEN JAINUDEEN | 2011-14**

After playing on the Canadian U-17 National Team, Jainudeen made an immediate impact when she arrived in Starkville. Her 1,794 minutes as a freshman are second among MSU's first-year players. Jainudeen matured into an offensive threat by her senior season, tallying 15 points on seven goals, which ranks third and second, respectively, among Bulldog seniors.

COURTNEY ROBICHEAUX | 2015-18

Robicheaux played all but one game and missed just 48 minutes of SEC play over her career while playing the full match 53 times over 69 appearances. She led a defense that held opponents to a record-low 11.6 shots per game as senior and was part of two of the State's three lowest seasons for goals allowed. Her 6,235 career minutes rank eighth, and she played in MSU's first NCAA Tournament match.

GOALKEEPERS**SKYLAR ROSSON | 2009-12**

State's career record holder in both wins (22) and shutouts (12), Rosson started 53 games in net for the Bulldogs. She ranks second all-time in saves (337) and minutes in net (4,726). Rosson averaged 7.28 saves per game in 2011, the MSU single-season-record. That year she also set MSU's single-game record with 19 saves at Georgia. She won nine games in 2012, which is tied for second in program history.

JENNIFER CROISANT | 1995-96

The recipient of the first recruiting call ever made by a Bulldog soccer coach, Croisant left her mark all over State's record book. Each of her two seasons in Starkville still rank among the top 10 in program history in saves, saves per game, shutouts and wins. She ranks second all-time in career saves per game (6.44) and her 10 career shutouts are third. Croisant is fourth in wins (16) and fifth in save percentage (.777) for her career.

ALABAMA A&M



AUGUST 22 | STARKVILLE, MISS.

GENERAL INFORMATION

Location	Huntsville, Ala.
Founded	1875
Enrollment	6,000
Nickname	Bulldogs
Colors	Maroon and White
Conference	Southwestern Athletic (SWAC)
President	Dr. Andrew Hugine, Jr.
Athletic Director	Bryan Hicks
Senior Woman Administrator	Kenyatta Walker
Faculty Representative	Dr. Larry McDaniel

COACHING STAFF

Head Coach	Emanuel Stephens
Alma Mater	Georgia Southwestern
Record at School	9-26-1 (Third Year)
Career Record	Same
Assistant Coach	Andrea Chacon
Volunteer Assistant Coach	None

TEAM INFORMATION

2018 Record	5-12-1
2018 SWAC Record / Finish	5-5-0 / 6th
2018 H / A / N Record	3-4-0 / 2-8-1 / 0-0-0
Final 2018 RPI	No. 323
Starters Returning / Lost	7 / 4
Letterwinners Returning / Lost	16 / 6
Newcomers	11
Facility	Alabama A&M Soccer Complex

PROGRAM HISTORY

All-Time Record	146-185-26 (.445)
All-Time SWAC Record	85-58-18 (.584)
First Season	1999
NCAA Tournament Appearances	1 (2007)

MEDIA INFORMATION

Sports Information Director	Jordan Benson
SID Email	Jordan.Benson@aamu.edu
SID Phone	256-372-4550
Athletics Website	aamusports.com
Twitter	@aamu_soccer
Instagram	@aamu_soccer
Facebook	/alabamaAMsoccer

BYU



AUGUST 24 | STARKVILLE, MISS.

GENERAL INFORMATION

Location	Provo, Utah
Founded	1875
Enrollment	33,633
Nickname	Cougars
Colors	Blue and White
Conference	West Coast (WCC)
President	Kevin J. Worthen
Athletic Director	Tom Holmoe
Senior Woman Administrator	Liz Darger
Faculty Representative	David Hart

COACHING STAFF

Head Coach	Jennifer Rockwood
Alma Mater	BYU
Record at School	375-113-43 (25th Year)
Career Record	Same
Associate Head Coach	Brent Anderson (Third Year)
Assistant Coach	Steve Magleby (Second Year)
Volunteer Assistant Coach	McKinzie Young (Eighth Year)

TEAM INFORMATION

2018 Record	13-5-1
2018 WCC Record / Finish	8-1-0 / 1st
2018 H / A / N Record	6-2-0 / 7-3-1 / 0-0-0
Final 2018 RPI	No. 45
Starters Returning / Lost	10 / 1
Letterwinners Returning / Lost	17 / 3
Newcomers	8
Facility	South Field (4,200)

PROGRAM HISTORY

All-Time Record	375-113-43 (.747)
All-Time WCC Record	105-28-13 (.764)
First Season	1995
NCAA Tournament Appearances	19 (1997, 1998, 1999, 2000, 2001, 2002, 2003, 2005, 2006, 2007, 2008, 2009, 2010, 2012, 2013, 2014, 2015, 2016, 2018)

MEDIA INFORMATION

Sports Information Director	Tatiana Littlefield
SID Email	soccer_sid@byu.edu
SID Phone	801-422-9768
Athletics Website	byucougars.com
Twitter	@byusoccer_w
Instagram	@byusoccer_w
Facebook	/BYUwomenssoccer

EASTERN WASHINGTON



AUGUST 30 | CHENEY, WASH.

GENERAL INFORMATION

Location	Cheney, Wash.
Founded	1882
Enrollment	12,635
Nickname	Eagles
Colors	Red and White
Conference	Big Sky
President	Dr. Mary Cullinan
Athletic Director	Lynn Hickey
Senior Woman Administrator	Sarah Adams
Faculty Representative	Dr. Laurie Morley

COACHING STAFF

Head Coach	Chad Bodnar
Alma Mater	Washington State
Record at School	57-32-11 (Sixth Year)
Career Record	Same
Associate Head Coach	Pete Showler (Second Year)
Assistant Coach	Mackenzie German (First Year)
Volunteer Assistant Coach	Rich Cullen (Fourth Year)

TEAM INFORMATION

2018 Record	8-8-3
2018 Big Sky Record / Finish	4-4-1 / 6th
2018 H / A / N Record	4-3-2 / 4-4-1 / 0-1-0
Final 2018 RPI	No. 204
Starters Returning / Lost	6 / 5
Letterwinners Returning / Lost	12 / 7
Newcomers	10
Facility	EWU Soccer Field (500)

PROGRAM HISTORY

All-Time Record	130-221-31 (.381)
All-Time Big Sky Record	66-79-14 (.459)
First Season	1998
NCAA Tournament Appearances	2 (2016, 2017)

MEDIA INFORMATION

Sports Information Director	Monica Jaenicke
SID Email	mjaenicke@ewu.edu
SID Phone	509-359-6333
Athletics Website	goeags.com
Twitter	@EWUSoccer
Instagram	@ewusoccer
Facebook	/EWU-Womens-Soccer

IDAHO



SEPTEMBER 1 | MOSCOW, IDAHO

GENERAL INFORMATION

Location	Moscow, Idaho
Founded	1889
Enrollment	12,925
Nickname	Vandals
Colors	Silver and Gold
Conference	Big Sky
President	C. Scott Green
Interim Athletic Director	Pete Isakson
Senior Woman Administrator	Krista Gray
Faculty Representative	Brian Wolf

COACHING STAFF

Head Coach	Jeremy Clevenger
Alma Mater	San Francisco State
Record at School	9-7-3 (Second Year)
Career Record	Same
Assistant Coach	Sean Mapson (Second Year)
Assistant Coach	Nicole Randall (Second Year)
Volunteer Assistant Coach	None

TEAM INFORMATION

2018 Record	9-7-3
2018 Big Sky Record / Finish	6-1-2 / 2nd
2018 H / A / N Record	6-0-1 / 2-5-2 / 1-2-0
Final 2018 RPI	No. 158
Starters Returning / Lost	7 / 4
Letterwinners Returning / Lost	15 / 9
Newcomers	12
Facility	ASUI Kibbie Dome (16,000)

PROGRAM HISTORY

All-Time Record	136-233-38 (.381)
All-Time Big Sky Record	30-11-8 (.694)
First Season	1998
NCAA Tournament Appearances	None

MEDIA INFORMATION

Sports Information Director	Joe St. Pierre
SID Email	jstpierre@uidaho.edu
SID Phone	208-885-0211
Athletics Website	govandals.com
Twitter	@VandalsSoccer
Instagram	@vandalsoccer
Facebook	/VandalSoccer

UT-MARTIN



SEPTEMBER 5 | STARKVILLE, MISS.

GENERAL INFORMATION

Location	Martin, Tenn.
Founded	1900
Enrollment	6,800
Nickname	Skyhawks
Colors	Navy Blue and Orange
Conference	Ohio Valley Conference (OVC)
Chancellor	Dr. Keith Carver
Athletic Director	Kurt McGuffin
Senior Woman Administrator	Danelle Fabianich
Faculty Representative	John Schommer

COACHING STAFF

Head Coach	Phil McNamara
Alma Mater	King College
Record at School	90-75-15 (10th Year)
Career Record	250-121-22 (20th Year)
Associate Head Coach	Leslie Gillies (10th Year)
Assistant Coach	None
Volunteer Assistant Coach	None

TEAM INFORMATION

2018 Record	15-3-1
2018 SEC Record / Finish	9-0-1 / 1st
2018 H / A / N Record	10-1-0 / 5-2-1 / 0-0-0
Final 2018 RPI	No. 65
Starters Returning / Lost	5 / 6
Letterwinners Returning / Lost	14 / 8
Newcomers	8
Facility	Skyhawk Field (500)

PROGRAM HISTORY

All-Time Record	162-203-35 (.449)
All-Time OVC Record	80-81-21 (.497)
First Season	1998
NCAA Tournament Appearances	2 (2011, 2012)

MEDIA INFORMATION

Sports Information Director	Leighton Chappell
SID Email	leijchap@ut.mtm.edu
SID Phone	731-881-7694
Athletics Website	utmsports.com
Twitter	@UTMartinSoccer
Instagram	@utmsports
Facebook	/utmartinsoccer

MEMPHIS



SEPTEMBER 8 | STARKVILLE, MISS.

GENERAL INFORMATION

Location	Memphis, Tenn.
Founded	1912
Enrollment	21,458
Nickname	Tigers
Colors	Blue and Gray
Conference	American (AAC)
President	Dr. M. David Rudd
Athletic Director	Laird Veatch
Senior Woman Administrator	Kim House
Faculty Representative	Lynda Wray Black

COACHING STAFF

Head Coach	Brooks Monaghan
Alma Mater	Memphis
Record at School	229-130-28 (20th Year)
Career Record	Same
Associate Head Coach	Jonny Walker (11th Year)
Assistant Coach	Lizzy Simonin (Sixth Year)
Volunteer Assistant Coach	Ted Bartels (Second Year)

TEAM INFORMATION

2018 Record	17-4-0
2018 AAC Record / Finish	7-2-0 / 2nd
2018 H / A / N Record	5-4-0 / 9-0-0 / 3-0-0
Final 2018 RPI	No. 15
Starters Returning / Lost	6 / 5
Letterwinners Returning / Lost	18 / 8
Newcomers	7
Facility	Billy J. Murphy Track & Soccer Complex (2,042)

PROGRAM HISTORY

All-Time Record	263-190-32 (.575)
All-Time AAC Record	32-15-6 (.657)
First Season	1995
NCAA Tournament Appearances	7 (2007, 2008, 2009, 2010, 2011, 2016, 2018)

MEDIA INFORMATION

Sports Information Director	John Galatas
SID Email	jgalatas@memphis.edu
SID Phone	901-678-2444
Athletics Website	gotigersgo.com
Twitter	@MemphisWSoccer
Instagram	@MemphisWSoccer
Facebook	/MemphisWSoccer

SOUTH ALABAMA



SEPTEMBER 12 | STARKVILLE, MISS.

GENERAL INFORMATION

Location	Mobile, Ala.
Founded	1963
Enrollment	14,834
Nickname	Jaguars
Colors	Blue, Red and White
Conference	Sun Belt
President	Dr. Tony G. Waldrop
Athletic Director	Dr. Joel Erdmann
Senior Woman Administrator	Jinni Frisbey
Faculty Representative	Dr. Paige Vitulli

COACHING STAFF

Head Coach	Richard Moodie
Alma Mater	Carson-Newman
Record at School	22-15-3 (Third Year)
Career Record	70-54-10 (Eighth Year)
Assistant Coach	Samantha Thomsit (Second Year)
Graduate Assistant Coach	Rob Ward (Third Year)
Volunteer Assistant Coach	None

TEAM INFORMATION

2018 Record	8-9-2
2018 Sun Belt Record / Finish	5-4-1 / 5th
2018 H / A / N Record	2-6-1 / 5-3-0 / 1-0-1
Final 2018 RPI	No. 164
Starters Returning / Lost	8 / 3
Letterwinners Returning / Lost	15 / 8
Newcomers	12
Facility	The Cage (690)

PROGRAM HISTORY

All-Time Record	263-203-39 (.559)
All-Time Sun Belt Record	93-66-18 (.576)
First Season	1994
NCAA Tournament Appearances	6 (1997, 2013, 2014, 2015, 2016, 2017)

MEDIA INFORMATION

Sports Information Director	Matt Horne
SID Email	mhorne@southalabama.edu
SID Phone	251-414-8033
Athletics Website	usajaguars.com
Twitter	@WeAreSouth_SOC
Instagram	@southalabamasoc
Facebook	/WeAreSouthJAGS

BOSTON COLLEGE



SEPTEMBER 15 | STARKVILLE, MISS.

GENERAL INFORMATION

Location	Chestnut Hill, Mass.
Founded	1863
Enrollment	14,400
Nickname	Eagles
Colors	Maroon and Gold
Conference	Atlantic Coast Conference (ACC)
President	William P. Leahy
Athletic Director	Martin Jarmond
Senior Woman Administrator	Jocelyn Fisher Gates
Faculty Representative	Bob Murphy

COACHING STAFF

Head Coach	Jason Lowe
Alma Mater	Wake Forest
Record at School	First Year
Career Record	First Year
Assistant Coach	Rachel Moreland (First Year)
Assistant Coach	Jami Kranich (First Year)
Volunteer Assistant Coach	None

TEAM INFORMATION

2018 Record	14-5-1
2018 ACC Record / Finish	6-3-1 / 4th
2018 H / A / N Record	11-2-0 / 3-3-1 / 0-0-0
Final 2018 RPI	No. 28
Starters Returning / Lost	8 / 3
Letterwinners Returning / Lost	14 / 10
Newcomers	11
Facility	Newton Soccer Complex (2,000)

PROGRAM HISTORY

All-Time Record	454-259-57 (.627)
All-Time ACC Record	77-62-15 (.548)
First Season	1981
NCAA Tournament Appearances	19 (1982, 1983, 1984, 1985, 1999, 2001, 2003, 2004, 2005, 2006, 2007, 2008, 2009, 2010, 2011, 2012, 2013, 2015, 2018)

MEDIA INFORMATION

Sports Information Director	Katie Peverada
SID Email	peveradk@bc.edu
SID Phone	617-552-8841
Athletics Website	bceagles.com
Twitter	@BC_WSOC
Instagram	@bc_wsoc
Facebook	/BCWSOCCER

TEXAS A&M



SEPTEMBER 19 | STARKVILLE, MISS.

GENERAL INFORMATION

Location	College Station, Texas
Founded	1872
Enrollment	54,369
Nickname	Aggies
Colors	Maroon and White
Conference	Southeastern
President	Dr. Michael K. Young
Athletic Director	Ross Bjork
Senior Woman Administrator	Lori Williams
Faculty Representative	Dr. Paul J. Batista

COACHING STAFF

Head Coach	G Guerrieri
Alma Mater	Tulsa
Record at School	442-131-35 (27th Year)
Career Record	458-142-36 (28th Year)
Associate Head Coach	Phil Stephenson (20th Year)
Assistant Coach	Lori Stephenson (19th Year)
Volunteer Assistant Coach	Nathan Kogut (Second Year)

TEAM INFORMATION

2018 Record	17-5-1
2018 SEC Record / Finish	6-3-1 / 3rd
2018 H / A / N Record	12-1-0 / 3-3-1 / 2-1-0
Final 2018 RPI	No. 11
Starters Returning / Lost	8 / 3
Letterwinners Returning / Lost	16 / 6
Newcomers	6
Facility	Ellis Field (3,500)

PROGRAM HISTORY

All-Time Record	442-131-35 (.756)
All-Time SEC Record	54-18-5 (.734)
First Season	1993
NCAA Tournament Appearances	24 (1995, 1996, 1997, 1998, 1999, 2000, 2001, 2002, 2003, 2004, 2005, 2006, 2007, 2008, 2009, 2010, 2011, 2012, 2013, 2014, 2015, 2016, 2017, 2018)

MEDIA INFORMATION

Sports Information Director	Thomas Dick
SID Email	tdick@athletics.tamu.edu
SID Phone	979-862-5486
Athletics Website	12thman.com
Twitter	@aggiesoccer
Instagram	@aggiesoccer
Facebook	/AggieSoccer

OLE MISS



SEPTEMBER 26 | STARKVILLE, MISS.

GENERAL INFORMATION

Location	Oxford, Miss.
Founded	1848
Enrollment	23,090
Nickname	Rebels
Colors	Cardinal Red and Navy Blue
Conference	Southeastern
Interim Chancellor	Larry Sparks
Interim Athletic Director	Keith Carter
Senior Woman Administrator	Lynnette Johnson
Faculty Representative	Ron Rychlak

COACHING STAFF

Head Coach	Matthew Mott
Alma Mater	UCF
Record at School	98-71-20 (10th Year)
Career Record	Same
Associate Head Coach	Rob Thompson (10th Year)
Assistant Coach	Jessica Hiskey (Second Year)
Volunteer Assistant Coach	Richard Beebe (Fifth Year)

TEAM INFORMATION

2018 Record	13-8-1
2018 SEC Record / Finish	6-3-1 / 5th
2018 H / A / N Record	6-2-1 / 5-4-0 / 2-2-0
Final 2018 RPI	No. 39
Starters Returning / Lost	7 / 4
Letterwinners Returning / Lost	14 / 8
Newcomers	10
Facility	Ole Miss Soccer Stadium (1,500)

PROGRAM HISTORY

All-Time Record	256-190-48 (.567)
All-Time SEC Record	104-108-30 (.475)
First Season	1995
NCAA Tournament Appearances	8 (2002, 2003, 2005, 2009, 2013, 2015, 2017, 2018)

MEDIA INFORMATION

Sports Information Director	Mitch Praxl
SID Email	mjpraxl@olemiss.edu
SID Phone	662-915-7896
Athletics Website	olemisssports.com
Twitter	@OleMissSoccer
Instagram	@officialolemisssoccer
Facebook	/OleMissSoccer

KENTUCKY



SEPTEMBER 29 | LEXINGTON, KY.

GENERAL INFORMATION

Location	Lexington, Ky.
Founded	1865
Enrollment	30,087
Nickname	Wildcats
Colors	Blue and White
Conference	Southeastern
President	Dr. Eli Capilouto
Athletic Director	Mitch Barnhart
Senior Woman Administrator	Sandy Bell
Faculty Representative	Joseph L. Fink III

COACHING STAFF

Head Coach	Ian Carry
Alma Mater	Bell College of Technology
Record at School	13-26-0 (Third Year)
Career Record	Same
Assistant Coach	Jim Chapman (Second Year)
Assistant Coach	Collin Audley (First Year)
Volunteer Assistant Coach	None
Student Assistant Coach	Evangeline Soucie (Second Year)

TEAM INFORMATION

2018 Record	5-14-0
2018 SEC Record / Finish	1-9-0 / 14th
2018 H / A / N Record	4-6-0 / 1-8-0 / 0-0-0
Final 2018 RPI	No. 173
Starters Returning / Lost	8 / 3
Letterwinners Returning / Lost	13 / 15
Newcomers	15
Facility	Wendell & Vickie Bell Soccer Complex (1,500)

PROGRAM HISTORY

All-Time Record	254-181-41 (.577)
All-Time SEC Record	106-90-15 (.537)
First Season	1992
NCAA Tournament Appearances	11 (1995, 1996, 1998, 1999, 2001, 2002, 2006, 2011, 2012, 2013, 2014)

MEDIA INFORMATION

Sports Information Director	Tommy Scott
SID Email	Thomas.scott@uky.edu
SID Phone	513-312-2489
Athletics Website	ukathletics.com
Twitter	@UKWomensSoccer
Instagram	@ukwomenssoccer
Facebook	/UKWomensSoccer

ALABAMA



OCTOBER 4 | TUSCALOOSA, ALA.

GENERAL INFORMATION

Location	Tuscaloosa, Ala.
Founded	1831
Enrollment	38,563
Nickname	Crimson Tide
Colors	Crimson and White
Conference	Southeastern
President	Dr. Stuart Bell
Athletic Director	Greg Byrne
Senior Woman Administrator	Marie Robbins
Faculty Representative	Dr. James King

COACHING STAFF

Head Coach	Wes Hart
Alma Mater	Washington
Record at School	34-36-8 (Fifth Year)
Career Record	Same
Assistant Coach	Jerrold Roh (Sixth Year)
Assistant Coach	Mike Piserchio (Fifth Year)
Volunteer Assistant Coach	Colin Barnes (Fourth Year)

TEAM INFORMATION

2018 Record	8-8-3
2018 SEC Record / Finish	2-6-2 / 12th
2018 H / A / N Record	7-3-1 / 1-5-2 / 0-0-0
Final 2018 RPI	No. 71
Starters Returning / Lost	7 / 4
Letterwinners Returning / Lost	16 / 10
Newcomers	11
Facility	Alabama Soccer Complex (1,500)

PROGRAM HISTORY

All-Time Record	245-250-34 (.495)
All-Time SEC Record	82-154-26 (.363)
First Season	1986
NCAA Tournament Appearances	3 (1998, 2011, 2017)

MEDIA INFORMATION

Sports Information Director	Allison Koerbel
SID Email	akoerbel@ia.ua.edu
SID Phone	205-348-6084
Athletics Website	rolltide.com
Twitter	@AlabamaSoccer
Instagram	@alabamasoccer
Facebook	/AlabamaSoccer

AUBURN



OCTOBER 10 | STARKVILLE, MISS.

GENERAL INFORMATION

Location	Auburn, Ala.
Founded	1856
Enrollment	29,776
Nickname	Tigers
Colors	Navy Blue and Burnt Orange
Conference	Southeastern
President	Dr. Jay Gogue
Athletic Director	Allen Greene
Senior Woman Administrator	Monique Holland
Faculty Representative	Beverly Marshall

COACHING STAFF

Head Coach	Karen Hoppa
Alma Mater	UCF
Record at School	225-147-37 (21st Year)
Career Record	289-191-46 (27th Year)
Assistant Coach	Ben Madsen (Eighth Year)
Assistant Coach	Nick Flohre (First Year)
Volunteer Assistant Coach	None

TEAM INFORMATION

2018 Record	12-6-2
2018 SEC Record / Finish	4-5-1 / 9th
2018 H / A / N Record	8-3-0 / 4-3-1 / 0-0-1
Final 2018 RPI	No. 34
Starters Returning / Lost	8 / 3
Letterwinners Returning / Lost	12 / 8
Newcomers	9
Facility	Auburn Soccer Complex (1,500)


PROGRAM HISTORY

All-Time Record	290-203-51 (.580)
All-Time SEC Record	123-97-29 (.552)
First Season	1993
NCAA Tournament Appearances	16 (2001, 2002, 2003, 2004, 2006, 2007, 2008, 2009, 2010, 2011, 2012, 2014, 2015, 2016, 2017, 2018)

MEDIA INFORMATION

Sports Information Director	George Nunnelley
SID Email	gnunnelley@auburn.edu
SID Phone	502-609-9982
Athletics Website	auburntigers.com
Twitter	@AuburnSoccer
Instagram	@auburnsoccer
Facebook	@AuburnSoccer

ARKANSAS



OCTOBER 13 | FAYETTEVILLE, ARK.

GENERAL INFORMATION

Location	Fayetteville, Ark.
Founded	1871
Enrollment	27,778
Nickname	Razorbacks
Colors	Cardinal and White
Conference	Southeastern
Chancellor	Dr. Joseph E. Steinmetz
Athletic Director	Hunter Yurachek
Senior Woman Administrator	Julie Cromer Peoples
Faculty Representative	Gerald Jordan

COACHING STAFF

Head Coach	Colby Hale
Alma Mater	Oral Roberts
Record at School	83-57-16 (Eighth Year)
Career Record	Same
Assistant Coach	Rob Donnenwirth (Second Year)
Assistant Coach	Sammy Scofield (Second Year)
Volunteer Assistant Coach	None

TEAM INFORMATION

2018 Record	14-5-4
2018 SEC Record / Finish	6-3-1 / 4th
2018 H / A / N Record	10-0-1 / 1-4-1 / 3-2-1
Final 2018 RPI	No. 29
Starters Returning / Lost	14 / 6
Letterwinners Returning / Lost	18 / 7
Newcomers	10
Facility	Razorback Field (1,500)

PROGRAM HISTORY

All-Time Record	268-318-47 (.461)
All-Time SEC Record	80-182-20 (.319)
First Season	1986
NCAA Tournament Appearances	5 (2013, 2014, 2016, 2017, 2018)

MEDIA INFORMATION

Sports Information Director	Ben Breitbach
SID Email	bbreitb@uark.edu
SID Phone	479-575-2751
Athletics Website	arkansasrazorbacks.com
Twitter	@RazorbackSoccer
Instagram	@razorbacksoccer
Facebook	/RazorbackSoccer

GEORGIA



OCTOBER 20 | STARKVILLE, MISS.

GENERAL INFORMATION

Location	Athens, Ga.
Founded	1785
Enrollment	38,652
Nickname	Bulldogs
Colors	Red and Black
Conference	Southeastern
President	Jere W. Morehead
Athletic Director	Greg McGarity
Senior Woman Administrator	Stephanie Ransom
Faculty Representative	David Shipley

COACHING STAFF

Head Coach	Billy Lesesne
Alma Mater	Erskine College
Record at School	19-44-9 (Fifth Year)
Career Record	Same
Assistant Head Coach	Katie Ely (Fifth Year)
Assistant Coach	Robert Lane (First Year)
Volunteer Assistant Coach	Matt Muia (Third Year)

TEAM INFORMATION

2018 Record	4-9-5
2018 SEC Record / Finish	1-6-3 / 13th
2018 H / A / N Record	3-2-5 / 0-6-0 / 1-1-0
Final 2018 RPI	No. 130
Starters Returning / Lost	11 / 0
Letterwinners Returning / Lost	25 / 4
Newcomers	9
Facility	Turner Soccer Complex (1,682)

PROGRAM HISTORY

All-Time Record	252-194-43 (.559)
All-Time SEC Record	106-93-19 (.530)
First Season	1995
NCAA Tournament Appearances	9 (1997, 1998, 2001, 2003, 2007, 2008, 2009, 2011, 2014)

MEDIA INFORMATION

Sports Information Director	Karra Logan
SID Email	klogan@sports.uga.edu
SID Phone	706-542-1621
Athletics Website	georgiadogs.com
Twitter	@UGASoccer
Instagram	@ugasoccer
Facebook	/UGASoccer

LSU



OCTOBER 24 | BATON ROUGE, LA.

GENERAL INFORMATION

Location	Baton Rouge, La.
Founded	1860
Enrollment	30,863
Nickname	Tigers or Fighting Tigers
Colors	Purple and Gold
Conference	Southeastern
President	Dr. F. King Alexander
Athletic Director	Scott Woodward
Senior Woman Administrator	Miriam Segar
Faculty Representative	Dr. Bill Demastes

COACHING STAFF

Interim Head Coach	Debbie Hensley
Alma Mater	Georgia Southern
Record at School	First Year
Career Record	50-59-11 (Seventh Year)
Assistant Coach	Carl Goody (Sixth Year)
Assistant Coach	Justin Maulin (First Year)
Volunteer Assistant Coach	None

TEAM INFORMATION

2018 Record	13-7-4
2018 SEC Record / Finish	5-4-1 / 7th
2018 H / A / N Record	7-1-2 / 3-5-0 / 3-1-2
Final 2018 RPI	No. 31
Starters Returning / Lost	8 / 6
Letterwinners Returning / Lost	11 / 7
Newcomers	8
Facility	LSU Soccer Stadium (2,197)

PROGRAM HISTORY

All-Time Record	229-208-57 (.521)
All-Time SEC Record	87-125-30 (.421)
First Season	1995
NCAA Tournament Appearances	6 (2007, 2008, 2009, 2011, 2015, 2018)

MEDIA INFORMATION

Sports Information Director	Aaron Hyder
SID Email	ahyder@lsu.edu
SID Phone	225-578-7947
Athletics Website	lsusports.net
Twitter	@LSUSoccer
Instagram	@LSUSoccer
Facebook	/lsusoccer

TENNESSEE



OCTOBER 27 | STARKVILLE, MISS.

GENERAL INFORMATION

Location	Knoxville, Tenn.
Founded	1794
Enrollment	28,894
Nickname	Volunteers
Colors	Orange and White
Conference	Southeastern
Chancellor	Donde Plowman
Athletic Director	Phillip Fulmer
Senior Woman Administrator	Angie Boyd Keck
Faculty Representative	Dr. Donald Bruce

COACHING STAFF

Head Coach	Brian Pensky
Alma Mater	Emory
Record at School	81-43-21 (Eighth Year)
Career Record	148-96-41 (15th Year)
Assistant Coach	Joe Kirt (13th Year)
Assistant Coach	Jonathan Morgan (Fourth Year)
Volunteer Assistant Coach	None

TEAM INFORMATION

2018 Record	16-3-3
2018 SEC Record / Finish	7-2-1 / 2nd
2018 H / A / N Record	11-2-0 / 5-1-2 / 0-0-1
Final 2018 RPI	No. 8
Starters Returning / Lost	5 / 6
Letterwinners Returning / Lost	12 / 14
Newcomers	15
Facility	Regal Stadium (3,000)

PROGRAM HISTORY

All-Time Record	278-167-43 (.614)
All-Time SEC Record	136-78-22 (.623)
First Season	1996
NCAA Tournament Appearances	12 (2001, 2002, 2003, 2004, 2005, 2006, 2007, 2008, 2011, 2012, 2017, 2018)

MEDIA INFORMATION

Sports Information Director	Forest Jersey
SID Email	fjersey@tennessee.edu
SID Phone	865-974-7489
Athletics Website	utsports.com
Twitter	@Vol_Soccer
Instagram	@vol_soccer
Facebook	/TennesseeSoccer

MISSOURI



OCTOBER 31 | COLUMBIA, MO.

GENERAL INFORMATION

Location	Columbia, Mo.
Founded	1839
Enrollment	29,866
Nickname	Tigers
Colors	Old Gold and Black
Conference	Southeastern
Chancellor	Dr. Alexander Cartwright
Athletic Director	Jim Stark
Senior Woman Administrator	Sarah Reesman
Faculty Representative	Pamela Hinton

COACHING STAFF

Head Coach	Bryan Blitz
Alma Mater	Tulsa
Record at School	247-212-37 (24th Year)
Career Record	286-245-43 (29th Year)
Associate Head Coach	Don Trentham (Fifth Year)
Assistant Coach	Molly Poletto (First Year)
Volunteer Assistant Coach	Jordan Quinlan (First Year)

TEAM INFORMATION

2018 Record	6-11-2
2018 SEC Record / Finish	3-6-1 / 10th
2018 H / A / N Record	5-4-0 / 1-6-2 / 0-1-0
Final 2018 RPI	No. 103
Starters Returning / Lost	9 / 2
Letterwinners Returning / Lost	19 / 6
Newcomers	11
Facility	Audrey J. Walton Stadium (2,500)

PROGRAM HISTORY

All-Time Record	247-212-37 (.535)
All-Time SEC Record	37-32-8 (.532)
First Season	1996
NCAA Tournament Appearances	7 (199, 2003, 2007, 2008, 2012, 2014, 2016)

MEDIA INFORMATION

Sports Information Director	Nathan Lowery
SID Email	nrlbd3@missouri.edu
SID Phone	573-882-0614
Athletics Website	mutigers.com
Twitter	@MizzouSoccer
Instagram	@mizzousoccer
Facebook	/MizzouSoccer



MIRANDA CARRASCO

DEFENDER | 5-3 | SOPHOMORE | CYPRESS, TEXAS | CYPRESS WOODS HS

15

2018 | FRESHMAN

Started all 18 matches and played 1,597 minutes in the field, which was second on the team ... was a key part of a Bulldog back line that held opponents to a program-record 11.6 shots per game and the lowest total goals allowed in school history (17) ... tied for fourth in the SEC in assists (7) and tied for the lead among freshmen in the league ... single-season assists ranked third in MSU history by a freshman and seventh overall ... picked up an assist in her first career match in the season-opener against Southern Miss (8/16) ... led the squad with 84 minutes against the Golden Eagles and took the initial corner kicks that led to State's other two goals in the match ... earned two assists, coming off corners, while again leading the squad in minutes (88) at Stephen F. Austin (8/19) ... picked up an assist on the second goal of the match at Memphis (8/23) while playing 89 minutes ... played a team-high 81 minutes in the shutout win at South Alabama (8/26) ... played the full 90 minutes against Central Arkansas (8/30) while picking up an assist with a long ball from midfield that found Carly Mauldin's head for a goal ... play was named ESPNW's top play of the week ... picked up an assist on a corner kick in 69 minutes against Louisiana Tech (9/9) ... took her first shot while playing 93 minutes in the overtime win over No. 13 South Carolina (9/20) ... took one shot, missing just over the bar in the first minute, while playing 106 minutes against Florida (9/28) ... took MSU's only shot on goal while playing the full 90 minutes at No. 19 Vanderbilt (10/4) ... picked up an assist with a corner kick on the Bulldogs' third goal against Alabama (10/7) and took the corner that led to State's fifth goal in the match ... put two shots on target at No. 5 Texas A&M (10/12) ... played the full 110 minutes against Arkansas (10/18) taking one shot and making a defensive save in overtime to preserve the shutout ... took one shot at Ole Miss (10/21) ... put her lone shot attempt on goal while playing the full 90 minutes against LSU (10/25) ... put one shots on goal while playing the full 109 minutes in the NCAA Tournament game against Lipscomb (11/9).

HIGH SCHOOL / CLUB

Prepped at Cypress Woods HS in Cypress, Texas for coach Amy Trocquet ... was a three-time All-District performer for the Wildcats—first team (2015-16, 2016-17) and second team (2014-15) ... helped lead Cypress Woods to back-to-back district titles in 2015 and 2016 ... scored five goals while dishing out 19 assists in 2017 ... named Team MVP for the 2016-17 season ... played club soccer for Challenge SC.

COMMUNITY SERVICE / ACADEMICS

Named Academic All-District all four years of high school ... earned honor roll accolades all four years.

PERSONAL

Born Miranda Carrasco on Dec. 22, 1999 ... daughter of Tony and Mari Carrasco ... has three sisters, Isabela, Camila and twin sister Lourdes ... sister, Isabela, played soccer at Marquette ... majoring in finance.

CARRASCO'S CAREER STATS

YEAR	GP-GS	G	A	PTS	SH	SH%	SOG	SOG%	GW	PK-ATT	YC	RC	MIN
2018	18-18	0	7	7	9	.000	6	.667	0	0-0	1	0	1,597
TOTAL	18-18	0	7	7	9	.000	6	.667	0	0-0	1	0	1,597

CAREER HIGHS

GOALS: N/A

ASSISTS: 2 at Stephen F. Austin, 8/19/18

SHOTS: 2, 4x, last at Texas A&M, 10/12/18

SHOTS ON GOAL: 2 at Texas A&M, 10/12/18

MINUTES: 110 vs. Arkansas, 10/18/18



HAILEY FARRINGTON-BENTIL

FORWARD | 5-4 | SOPHOMORE | MILWAUKEE, WISC. | UNIVERSITY SCHOOL OF MILWAUKEE

27

2018 | FRESHMAN

Played in all 18 matches, making three starts and playing 566 minutes ... made her debut against Southern Miss (8/16), coming off the bench for 36 minutes ... started at Stephen F. Austin (8/19) and played 33 minutes with one shot on goal ... put one shot on goal and scored on a second shot that was waved off at No. 9 Auburn (9/14) ... took one shot in a season-high 39 minutes in the win over No. 13 South Carolina (9/20) ... started at No. 19 Tennessee (9/23) and took one shot in 49 minutes ... earned first career point with an assist on Brooke McKee's goal at No. 5 Texas A&M (10/12) ... also took two shots in 34 minutes against the Aggies ... took one shot in 76 minutes against Arkansas (10/18) ... played 38 minutes against LSU (10/25) and took one shot ... came off the bench for 49 minutes in the NCAA Tournament against Lipscomb (11/9).

HIGH SCHOOL / CLUB

Prepped at University School of Milwaukee for coach Jock Mutchler ... twice named first-team all-conference and Most Valuable Player (2015 and 2016) ... first-team all-conference performer on the basketball court, leading the state of Wisconsin in steals ... reached the state finals in the 100-meter dash ... played club soccer for coach Christian Lavers with FC Wisconsin, helping lead SC Waukesha to back-to-back state cup titles.

PERSONAL

Born Hailey Patrice Farrington-Bentil on May 6, 2000 ... daughter of Robert Bentil and Charonda Farrington ... has a sister, Jada, and a brother, Jordan ... majoring in art.

FARRINGTON-BENTIL'S CAREER STATS

YEAR	GP-GS	G	A	PTS	SH	SH%	SOG	SOG%	GW	PK-ATT	YC	RC	MIN
2018	18-3	0	1	1	8	.000	2	.250	0	0-0	1	0	566
TOTAL	18-3	0	0	1	8	.000	2	.250	0	0-0	1	0	566

CAREER HIGHS

GOALS: N/A

ASSISTS: 1 at Texas A&M, 10/12/18

SHOTS: 2 at Texas A&M, 10/12/18

SHOTS ON GOAL: 1, 2x, last at Auburn, 9/14/18

MINUTES: 76 vs. Arkansas, 10/18/18



OLIVIA HERNANDEZ

FORWARD | 5-6 | JUNIOR | PHOENIX, ARIZ. | WESTVIEW HS / ARIZONA STATE

26

2018 | REDSHIRT SOPHOMORE

Played in all 18 matches, making 15 starts ... played 44 minutes against Southern Miss (8/16) in her first official game since missing nearly all of the 2017 season with injury ... took one shot in 57 minutes of action at Stephen F. Austin (8/19) ... played a season-high 63 minutes at Memphis (8/23) ... took one shot in 39 minutes against Louisiana Tech (9/9) ... played 43 minutes and took one shot at No. 9 Auburn (9/14) ... put one shot on goal while playing 16 minutes in the win over No. 13 South Carolina (9/20) ... took one shot in 47 minutes at No. 19 Vanderbilt (10/4) ... put two shots on goal, earning an assist on the rebound, against Alabama (10/7) while playing 67 minutes ... put her only shot on target in 65 minutes at No. 5 Texas A&M (10/12) ... took one shot in 62 minutes against Arkansas (10/18) ... fired one shot against LSU (10/25) in 55 minutes ... played 69 minutes in the NCAA Tournament game against Lipscomb (11/9).

2017 | SOPHOMORE

Netted a goal in the Bulldogs' exhibition match against Memphis (8/11) ... played 71 minutes in the season opener against Stephen F. Austin (8/18) before being out for the rest of the year due to injury ... took two shots against the Lumberjacks, putting one on target.

2016 | FRESHMAN (AT ARIZONA STATE)

Played her freshman year at Arizona State ... appeared in 16 matches, starting in three ... attempted eight shots, with five of them on target ... picked up an assist in her collegiate debut at Boston University (8/19) ... played 39 minutes and tallied an assist against Loyola Chicago (8/26) ... put one shot on goal against Northern Illinois (9/11), at Oregon (10/23) and against California (10/27) ... took a season-high two shots, putting both on target, in a season-high 72 minutes against Arizona.

HIGH SCHOOL / CLUB

Prepped at Westview High School in Avondale, Arizona ... set the district career scoring record with 141 goals in her four years at Westview ... as a freshman, scored 32 goals and had 17 assists, earning honorable mention all-state honors and first team all-section ... scored 34 goals as a sophomore on her way to being named second team all-section ... as a junior, scored 37 goals ... eclipsed her junior year mark as a senior with 38 goals scored ... All-Section Player of the Year and All-Division Second Team in the 2014-15 campaign ... named to the Arizona Republic's D-II All-State First Team in 2016 ... also ran cross country ... played club soccer for Sereno Soccer Club ... scored 39 goals in her three years of club soccer.

COMMUNITY SERVICE / ACADEMICS

Participated in a retreat for eighth graders focusing on everyday acts of kindness and courage during her junior and senior years of high school ... volunteered with a jumpstart program for kindergartners over the summer ... volunteered her time at St. Vincent de Paul Boutique Shop for a couple of months ... made the dean's list at Arizona State with a 3.83 GPA ... finished seventh in her class in high school and was a member of the National Honor Society.

PERSONAL

Born Olivia Rosemary Hernandez on January 9, 1998 ... daughter of David and Tracy Hernandez ... has a brother, Anthony, and two sisters, Cynthia and Angelina ... majoring in biological sciences.

HERNANDEZ'S CAREER STATS

YEAR	GP-GS	G	A	PTS	SH	SH%	SOG	SOG%	GW	PK-ATT	YC	RC	MIN
2016*	16-3	0	2	2	8	.000	5	.625	0	0-0	1	0	422
2017	1-1	0	0	0	2	.000	1	.500	0	0-0	0	0	71
2018	18-15	0	1	1	10	.000	4	.400	0	0-0	1	0	832
TOTAL	35-19	9	3	3	20	.000	10	.500	0	0-0	2	0	1,325

*at Arizona State

CAREER HIGHS

GOALS: N/A

ASSISTS: 1, 3x, last vs. Alabama, 10/7/18

SHOTS: 2, 3x, last vs. Alabama, 10/7/18

SHOTS ON GOAL: 2, 2x, last vs. Alabama, 10/7/18

MINUTES: 72 vs. Arizona, 11/4/16



NIAH JOHNSON

MIDFIELDER | 5-5 | SOPHOMORE | ROWLETT, TEXAS | SACHSE HS

14

2018 | FRESHMAN

Played in all 18 matches, making eight starts and logging 1,044 minutes in the field ... tied for third on the team with nine points ... posted a new season high in minutes in each of the first four SEC matches ... took two shots in her debut against Southern Miss (8/16) while playing 38 minutes ... made a defensive save on the goal line at Memphis (8/23) ... scored her first career goal in the 69th minute at South Alabama (8/26) ... took two shots in 35 minutes against the Jaguars ... put one shot on goal in 41 minutes against Austin Peay (9/2) ... scored off a blocked shot in the 68th minute against Louisiana Tech (9/9) ... totaled two shots in 42 minutes against the Lady Techsters ... scored a game-tying penalty kick in the 53rd minute against No. 13 South Carolina (9/20) ... took two shots in 60 minutes against the Gamecocks ... made her first career start at No. 19 Tennessee (9/23) and took one shot in 75 minutes ... started and took one shot in 89 minutes against Florida (9/28) ... scored the Bulldogs' first goal against Alabama (10/7) when she tapped a rebound off the left post ... also assisted on State's fifth goal of that match while recording 67 minutes of play ... played the full match for the first time against Arkansas (10/18), logging 110 minutes and putting one shot on goal ... put two shots on target in 75 minutes at Ole Miss (10/21) ... played 66 minutes and took one shot against LSU (10/25) ... started and took two shots in 85 minutes of the NCAA Tournament match against Lipscomb (11/9).

HIGH SCHOOL / CLUB

Prepped at Sachse High School for coach Kristin Campbell ... three-star prospect on TopDrawerSoccer ... helped Sachse to back-to-back district titles in 2015-16 and 2016-17 ... named first-team all-district in 2016-17 and earned Dallas Morning News honorable mention in 2015-16 ... regional qualifier in cross country ... played club soccer for the Dallas Sting under legendary Brazilian indoor player Tatu Pecorari who was a member of FC Dallas' inaugural Walk of Fame class.

COMMUNITY SERVICE / ACADEMICS

Duke TIP Scholar ... member of National Honor Society and Beta Club ... volunteered at local homeless shelters and at the North Texas Food Bank.

PERSONAL

Born Kenaniah Johnson on May 25, 2000 ... daughter of Ryan and Sharon Johnson ... has a sister, Morgan, and a brother, Ryan ... played on the same high school team as Arkansas' Kayla McKeon ... majoring in computer science.

JOHNSON'S CAREER STATS

YEAR	GP-GS	G	A	PTS	SH	SH%	SOG	SOG%	GW	PK-ATT	YC	RC	MIN
2018	18-8	4	1	9	18	.222	8	.444	0	1-1	1	0	1,044
TOTAL	18-8	4	1	9	18	.222	8	.444	0	1-1	1	0	1,044

CAREER HIGHS

GOALS: 1, 4x, last vs. Alabama, 10/7/18

ASSISTS: 1 vs. Alabama, 10/7/18

SHOTS: 2, 4x, last vs. South Carolina, 9/20/18

SHOTS ON GOAL: 1, 5x, last vs. Arkansas, 10/18/18

MINUTES: 110 vs. Arkansas, 10/18/18



MONIGO KARNLEY

FORWARD | 5-4 | SOPHOMORE | BOOTHWYN, PA. | CHICHESTER HS

20

2018 | FRESHMAN

Came off the bench in 16 matches, playing 394 minutes ... took one shot in 27 minutes in the win over Southern Miss (8/16) ... played 32 minutes, taking one shot at Stephen F. Austin (8/19) ... put her lone shot on goal in 25 minutes at South Alabama (8/26) and picked up her first career point with an assist ...put one shot on goal against Central Arkansas (8/30) after subbing in for 23 minutes ... earned two assists with passes in the box in the win over Austin Peay (9/2) ... also took two shots in 28 minutes against the Governors ... picked up an assist on Courtney Robicheaux's goal against Louisiana Tech (9/9) ... played 44 minutes against the Lady Techsters ... fired two shots in 48 minutes at No. 9 Auburn (9/14) ... subbed in for 15 minutes against Alabama (10/7) and took one shot ... put one shot on goal in 21 minutes in the NCAA Tournament match against Lipscomb (11/9).

HIGH SCHOOL / CLUB

Was a three-year letter-winner for Chichester High School where she scored 35 goals and added 20 assists ... earned All-Delaware Valley honorable mention three years in a row ... played club soccer for Penn Fusion as part of the U.S. Soccer Development Academy program ... totaled 90 points, including 35 goals in two years with the Fusion ... made the Olympic Development team in 2016-17.

PERSONAL

Born Monigo Karnley on April 1, 2000 ... daughter of Momo and Esther Karnley ... has a brother, Dajah, and a sister, Yatta ... originally born in Liberia ... has experience repairing cars ... majoring in aerospace engineering.

KARNLEY'S CAREER STATS

YEAR	GP-GS	G	A	PTS	SH	SH%	SOG	SOG%	GW	PK-ATT	YC	RC	MIN
2018	16-0	0	4	4	10	.000	3	.300	0	0-0	0	0	394
TOTAL	16-0	0	4	4	10	.000	3	.300	0	0-0	0	0	394

CAREER HIGHS
GOALS: N/A
ASSISTS: 2 vs. Austin Peay, 9/2/18
SHOTS: 2, 2x, last at Auburn, 9/14/18
SHOTS ON GOAL: 1, 2x, last vs. Central Arkansas, 8/30/18
MINUTES: 48 at Auburn, 9/14/18



KRISTEN MALEBRANCHE

DEFENDER | 5-6 | JUNIOR | HILLSBOROUGH, N.J. | HILLSBOROUGH HS

24

2018 | SOPHOMORE

Played in 17 matches on the year, making 16 starts and recording 1,304 minutes ... was a key part of a Bulldog back line that held opponents to a program-record 11.6 shots per game and the lowest total goals allowed in school history (17) ... took two shots in 77 minutes at Stephen F. Austin (8/19) ... played the full 90 minutes in the win at Memphis (8/23) ... played 75 minutes while helping hold South Alabama (8/26) to just three shots ... helped hold Central Arkansas (8/30) to just two shots and none on goal while playing 86 minutes ... also took on shot against the Bears ... helped hold Louisiana Tech (9/9), which entered the match leading the country in goals, to just one shot on target while playing 70 minutes ... played 88 minutes in the overtime win over No. 13 South Carolina (9/20) ... helped hold No. 19 Tennessee (9/23) scoreless for the first 87 minutes of the match ... played 101 minutes in the shutout against Florida (9/28) ... played 90 minutes against Arkansas (10/18) while blocking a shot in the final seconds to send the game to overtime.

2017 | FRESHMAN

Contributed immediately as one of State's starting center backs, starting 11 of her 12 matches played and totaling 991 minutes as a freshman ... played the duration of the match six times ... scored a goal in an exhibition at then-No. 7 Florida (8/9) ... took one shot on the season at Alabama (10/15) ... played a season-high 110 minutes against Ole Miss (10/22).

HIGH SCHOOL / CLUB

Player soccer at Hillsborough High School (New Jersey) ... earned First Team All-Conference and Most Valuable Player honors as a senior ... in her junior season with the Raiders, she earned All-State Honorable Mention and Second Team All-Conference laurels ... netted 13 goals and added two assists playing as a defender under head coach Leeann Best ... also played as a center back in club action for the Players Development Academy (New Jersey) under coaches Tom Anderson and Larry Hart.

COMMUNITY SERVICE / ACADEMICS

Excelled in the classroom before enrolling at Mississippi State, earning the Paul Robeson Academic Award in 2012 and a spot on her high school's honor roll all four years of her career ... volunteered with the Catholic Heart Work Camp in 2016, spending a week helping rebuild and remodel under-privileged homes.

PERSONAL

Born Kristen Malebranche on Dec. 24, 1998 ... daughter of Herold and Sandra Malebranche ... has a sister, Tatiana, and a brother, Brandon ... majoring in biochemistry on the pre-med track.

MALEBRANCHE'S CAREER STATS

YEAR	GP-GS	G	A	PTS	SH	SH%	SOG	SOG%	GW	PK-ATT	YC	RC	MIN
2017	12-11	0	0	0	1	.000	0	.000	0	0-0	0	0	991
2018	17-16	0	0	0	3	.000	0	.000	0	0-0	0	0	1,304
TOTAL	29-27	0	0	0	4	.000	0	.000	0	0-0	0	0	2,295

CAREER HIGHS

GOALS: N/A

ASSISTS: N/A

SHOTS: 2 at Stephen F. Austin, 8/19/18

SHOTS ON GOAL: N/A

MINUTES: 110 vs. Ole Miss, 10/22/17



ZAKIRAH MCGILLIVARY

FORWARD | 5-5 | SOPHOMORE | BROOKLYN, N.Y. | UNCOMMON CHARTER HS

99

2018 | FRESHMAN

Played all 18 matches, making 15 starts and logging 1,155 minutes ... named to the SEC All-Freshman Team (10/28) ... led the SEC in shots on goal percentage (.583) and was fifth in game-winning goals (5) ... game-winners ranked 25th in the nation and her shots on goal percentage was 50th nationally ... led the Bulldogs in points (17) and goals (8) ... points were tied for second in MSU history by a freshman and goal were tied for fourth ... broke the MSU freshman record with her fifth game-winning goal against Alabama (10/7) which also tied MaKayla Waldner's single-season record set in 2017 ... started in her debut against Southern Miss (8/16) and played 52 minutes while taking two shots ... scored her first career goal at Memphis (8/23) in the 81st minute after chasing down a loose ball for a one-on-one with the keeper ... took two shots against the Tigers, putting both on goal, in 65 minutes of play while also grabbing an assist on the first goal of the match ... scored the game-winner in the 36th minute at South Alabama (8/26) ... earned SEC Freshman of the Week honors (8/27) for her efforts at Memphis and South Alabama ... put two of her three shots on target and scored the game-winner in the 19th minute against Central Arkansas (8/30) ... scored twice, including the game-winner, against Austin Peay (9/2) ... scored in the game-winner in overtime after playing 52 minutes against No. 13 South Carolina (9/20) ... earned her second SEC Freshman of the Week honor (9/24), becoming the first Bulldog to earn two weekly honors in one season ... put three of four shots on target in 63 minutes against the Crimson Tide ... took two shots, putting one on goal, in 62 minutes at No. 5 Texas A&M (10/12) ... put three of her four shots on target in 94 minutes against Arkansas (10/18) ... scored State's lone goal against LSU (10/25) after stealing the ball off a defender's foot ... played the full 90 minutes and put four of her six shots on target ... took six shots for the second consecutive match in the NCAA Tournament game against Lipscomb (11/9).

HIGH SCHOOL / CLUB

Prepped at Uncommon Charter High School (New York) where she played on the boys' team ... coached by Laura Palumbo and David Nasser ... led the team with 17 goals and added 10 assists as a senior en route to earning team MVP honors ... also competed in track and field ... played club soccer for East Meadow SC ... won the league's Upper 90 MVP award ... totaled 12 hat tricks and helped lead her team to the 2015 tournament title.

COMMUNITY SERVICE / ACADEMICS

Earned high honor roll honors in high school.

PERSONAL

Born Zakirah Olivia McGillivary on Oct. 15, 2000 ... daughter of John and Valerie McGillivary ... has a brother, Zachary ... majoring in psychology.

MCGILLIVARY'S CAREER STATS

YEAR	GP-GS	G	A	PTS	SH	SH%	SOG	SOG%	GW	PK-ATT	YC	RC	MIN
2018	18-15	8	1	17	48	.167	28	.583	5	0-0	1	0	1,155
TOTAL	18-15	8	1	17	48	.167	28	.583	5	0-0	1	0	1,155

CAREER HIGHS

GOALS: 2 vs. Austin Peay, 9/2/18

ASSISTS: 1 at Memphis, 8/23/18

SHOTS: 6 vs. LSU, 10/25/18

SHOTS ON GOAL: 4 vs. LSU, 10/25/18

MINUTES: 94 vs. Arkansas, 10/18/18



HAYDEN OSWALT

MIDFIELDER / FORWARD | 5-4 | SENIOR | CLINTON, MISS. | CLINTON HS / SAM HOUSTON STATE

23

2018 | JUNIOR

Played in three matches on the year ... came on for six minutes in the win over Austin Peay (9/2) ... played nine minutes against Florida (9/28) ... subbed in for four minutes at No. 19 Vanderbilt (10/4).

2017 | SOPHOMORE

Made 13 appearances in her first season on campus, including one start at Alabama (10/15) ... totaled 188 minutes ... took one shot against both Missouri (9/21) and Kentucky (10/8).

2016 | FRESHMAN (AT SAM HOUSTON STATE)

Played in 18 games, earning the starting nod in six contests for the Bearkats ... played 819 minutes, including a season-high 74 minutes against Central Arkansas (9/16) ... attempted five shots on the season, with one on target ... scored first collegiate goal against Northwestern State (10/17).

HIGH SCHOOL / CLUB

Three-year standout at Clinton High School, helping the Arrows to three district titles, after spending her freshman year at Terry High School ... four-time team Most Valuable Player ... tabbed First Team All-State in both 2015 and 2016 ... earned a Second Team All-State nod in 2014 ... two-time Golden Boot winner in 2014 and 2016 ... also awarded Best Midfielder (three times) and Team Captain (twice) ... MaxPreps Best of Mississippi in 2015 ... two-time Jackson (Miss.) Clarion-Ledger Player of the Week ... Clarion-Ledger Best MS Preps athlete from 2014-16 ... scored multiple hat tricks over her high school career ... also played basketball in high school, earning team MVP honors in 2013 at Terry ... played club soccer for MS Brilla Juniors '98 ... helped her squad to the Mississippi State Cup in 2014 and 2015, winning it in 2014 ... achieved multiple hat tricks over her club career ... participated on the Mississippi Olympic Development Program team from 2012-14.

COMMUNITY SERVICE / ACADEMICS

Anchor Club member ... served as a U-4 and U-10 youth soccer coach ... finished 16th out of her graduating class of 306 in high school ... member of the National Honor Society ... Associated Press National Scholar ... All-State Academic Team.

PERSONAL

Born Hayden Lee Oswalt on July 19, 1998 ... daughter of Edward and Christi Oswalt ... has two sisters, Hannah and Hollyn ... chose MSU because she attended a soccer camp at MSU when she was younger and has always wanted to wear Maroon and White ... majoring in mechanical engineering.

OSWALT'S CAREER STATS

YEAR	GP-GS	G	A	PTS	SH	SH%	SOG	SOG%	GW	PK-ATT	YC	RC	MIN
2016*	18-6	1	1	3	5	.200	1	.200	0	0-0	0	1	819
2017	13-1	0	0	0	2	.000	0	.000	0	0-0	0	0	188
2018	3-0	0	0	0	0	.000	0	.000	0	0-0	0	0	19
TOTAL	34-7	1	1	3	7	.143	1	.143	0	0-0	0	1	1,026

*at Sam Houston State

CAREER HIGHS

GOALS: 1 vs. Northwestern State, 10/7/16

ASSISTS: N/A

SHOTS: 2 vs. Northwestern State, 10/7/16

SHOTS ON GOAL: 1 vs. Northwestern State, 10/7/16

MINUTES: 29 vs. South Alabama, 9/10/17



ANDREA TYRRELL

MIDFIELDER / FORWARD | 5-5 | SOPHOMORE | TORONTO, ONT. | BILL CROTHERS SECONDARY SCHOOL

3

2018 | FRESHMAN

Played in all 18 matches this season, making two starts ... came off the bench for 28 minutes in her debut against Southern Miss (8/16) ... took two shots with one on goal against the Golden Eagles ... put two shots on goal in 29 minutes off the bench at Stephen F. Austin (8/19) ... took one shot in 47 minutes against Austin Peay (9/2) ... took three shots in 31 minutes at No. 9 Auburn (9/14) ... put her lone shot attempt on goal at No. 5 Texas A&M (10/12) while playing 25 minutes ... set season highs in both shots (4) and minutes (74) against Arkansas (10/18) with three shots on target ... put two of three shots on frame in 50 minutes at Ole Miss (10/21) ... made her first career start and put one shot on goal in 75 minutes against LSU (10/25) ... started and took four shots in 69 minutes of the NCAA Tournament game against Lipscomb (11/9).

HIGH SCHOOL / CLUB

Played club soccer for the Woodbridge Strikers under head coach Mario Gagliardi ... led the league in goals for four consecutive years ... team won the Ontario Indoor Cup three years in a row and finished as national runners-up in 2016 ... won the Golden Boot at the 2016 national championships ... led the Ontario Youth Soccer League in goals each year from 2014-17 ... team won the provincial championship in 2016 ... named the Futsol league MVP and the Futsol Team Canada MVP in 2015.

COMMUNITY SERVICE / ACADEMICS

Volunteer youth coach at Woodbridge Soccer Club.

PERSONAL

Born Andrea Maria Tyrrell on June 10, 2000 ... daughter of Jeff and Laurie Tyrrell ... has two brothers, Malcolm and Nathan, and a sister, Chantelle ... holds a black belt in karate and was a national champion in high school ... majoring in marketing.

TYRRELL'S CAREER STATS

YEAR	GP-GS	G	A	PTS	SH	SH%	SOG	SOG%	GW	PK-ATT	YC	RC	MIN
2018	18-2	0	0	0	21	.000	11	.524	0	0-0	0	0	766
TOTAL	18-2	0	0	0	21	.000	11	.524	0	0-0	0	0	766

CAREER HIGHS

GOALS: N/A

ASSISTS: N/A

SHOTS: 4 vs. Arkansas, 10/18/18

SHOTS ON GOAL: 2, 3x, last at Ole Miss, 10/21/18

MINUTES: 75 vs. LSU, 10/25/18



MAKAYLA WALDNER

FORWARD | 5-6 | SENIOR | DEXTER, MO. | DEXTER HS

10

2018 | JUNIOR

Named to the All-SEC Watch List (8/14) ... started in all 18 matches and logged 1,324 minutes ... finished the year at sixth in school history with 38 career points and 18 career goals ... her 146 career shots are fourth in MSU history while her 64 shots on goal are fifth ... led the team in shots (56) and was second on the team in both goals (7) and points (14) ... is one game-winning goal shy of tying the MSU career record ... scored the first goal of the season on a header in the win over Southern Miss (8/16) after missing her initial attempt off a corner kick ... goal would prove to be the sixth game-winner of her career ... her seven shots against the Golden Eagles are the most by a Bulldog in a single game this year ... scored twice on her birthday at Stephen F. Austin (8/19), including her seventh game-winner ... first goal against the Lady Jacks came just 56 seconds into the match and is the 10th-fastest goal in program history ... beat the keeper from about 25 yards out at Memphis (8/23) while playing 85 minutes ... extended her scoring streak to four games with a goal on five shots at South Alabama (8/26) ... scored in 71 minutes of action against Austin Peay (9/2) ... put four of five shots on goal against the Governors ... fired four shots against Florida (9/28) and put one on target in 83 minutes ... scored MSU's fifth goal against Alabama (10/7) after taking a game-high five shots in 50 minutes ... took four shots at No. 5 Texas A&M (10/12) in 58 minutes of action ... took five shots at Ole Miss (10/21) ... took three shots against LSU (10/25) while playing 87 minutes ... took two shots in 100 minutes of the NCAA Tournament match against Lipscomb (11/9).

2017 | SOPHOMORE

Tabbed Third Team United Soccer Coaches All-Southeast Region ... named Second-Team All-SEC after a breakout sophomore campaign in which she netted a team-high nine goals and finished second on the team with 19 points ... started all 16 matches she played in, amassing 1,246 minutes ... went the distance twice for the Bulldogs, including a career-high 110 minutes against South Alabama (9/10) ... scored the Bulldogs' first goal of the year in the home opener against Stephen F. Austin (8/18) ... that goal would prove to be her first of five game-winners on the season ... found the back of the net again on against Central Arkansas (8/27) ... took six shots against Colgate (9/3) ... scored the game-winner against Southeast Missouri State (9/8) with assists from Gabriella Coleman and Brooke McKee off a set piece ... netted a career-best two goals against her home state Missouri Tigers (9/21) in a 3-1 victory while also attempting an SEC-high 12 shots ... helped force a draw at LSU (9/24) when she netted a spectacular goal on a fade-away header that sailed just out of reach of the keeper ... scored at Alabama (10/15) ... assisted on Brooke McKee's goal at Georgia (10/19) and followed it up with a goal of her own later in the match ... scored State's lone goal in the season finale against San Jose State (11/4) with assists from Brooke McKee and Catalina Perez.

2016 | FRESHMAN

Played in 18 games while starting in 17 contests ... logged the second-most minutes for freshmen on the club, seeing 1,253 minutes of action ... ranked second on the team in shots, taking 34 with 18 on target ... earned her first collegiate start in the win at College of Charleston (8/19) ... scored her first collegiate goal against Virginia Tech (8/21) ... scored against UT Martin (8/28) ... picked up an assist against Arkansas (9/9) ... took a season-high five shots against Vanderbilt (9/18) and LSU (10/14) ... played a season-high 90 minutes at Florida (10/23).

HIGH SCHOOL / CLUB

Rated a four-star prospect by TopDrawerSoccer.com ... played only club soccer, because Dexter High School did not offer the sport ... spent most of her club career with the IL Metro ECNL under coach Jeff Besserman ... scored 15 goals and earned five assists in 2015 ... guided her ECNL team to a third-place finish at the North America Qualifier in 2015 ... led the club to its best record in program history, 12-9-6 ... lettered in track and field, tennis, basketball and football at Dexter ... won the Missouri State Championship in the 300m hurdles in 2015 and 2016 ... was a 15-time national medalist and two-time national champion in AAU track and field ... is the record holder in multiple events in the 10-year-old division ... earned All-Conference Honorable Mention as her football team's kicker in 2014.

COMMUNITY SERVICE / ACADEMICS

Earned the Newsom Award for soccer as a junior ... three-time member of the president's list and twice named to the dean's list ... named to the First-Year SEC Academic Honor Roll and made the SEC Academic Honor Roll as a sophomore and junior ... donates her time serving senior citizens at Thanksgiving ... participates in "Adopt A Family" ... was a member of the Dexter Honor Society ... ranked in the top 10% of her class all four years at Dexter ... elected Dexter's Senior Class President ... Missouri Girl's State Representative.

PERSONAL

Born Makayla Waldner on Aug. 19, 1997 ... daughter of Robert and Kim Waldner ... has two sisters, Samantha and Brittney, and two brothers, Trevor and Travis ... father was a three-time All-American in wrestling at Chadron State (Neb.), while her mother also played basketball at Chadron State ... brother Trevor won the Missouri State Championship in wrestling, while sister Brittney was second female to compete at the Missouri State Championships in boys wrestling ... sister Samantha ran cross country and track at Highland Community College (Kan.) ... majoring in mechanical engineering.

WALDNER'S CAREER STATS

YEAR	GP-GS	G	A	PTS	SH	SH%	SOG	SOG%	GW	PK-ATT	YC	RC	MIN
2016	18-17	2	1	5	34	.059	18	.529	0	0-0	3	0	1,253
2017	16-16	9	1	19	56	.161	23	.411	5	0-0	2	0	1,246
2018	18-18	7	0	14	56	.125	23	.411	2	0-0	0	0	1,324
TOTAL	52-51	18	2	38	146	.123	64	.438	7	0-0	5	0	3,823

CAREER HIGHS

GOALS: 2, 2x, last vs. Stephen F. Austin, 8/19/18
ASSISTS: 1, 2x, last at Georgia, 10/19/17
SHOTS: 12 vs. Missouri, 9/21/17
SHOTS ON GOAL: 5 vs. Missouri, 9/21/17
MINUTES: 110 vs. South Alabama, 9/10/17



AK WARD

MIDFIELDER | 5-4 | JUNIOR | KELLER, TEXAS | KELLER HS

5

2018 | SOPHOMORE

Played in 17 matches, making 11 starts and logging 565 minutes ... played 53 minutes against Southern Miss (8/16) while picking up an assist on Gabriella Coleman's first career goal ... put two shots on goal in 39 minutes at Stephen F. Austin (8/19) ... scored a rebound goal following a corner kick that would prove to be the game-winner at Memphis (8/23) where she played 42 minutes ... earned an assist and took two shots in 64 minutes at South Alabama (8/26) ... took two shots resulting in a block and a save against Central Arkansas (8/30) ... took one shot in 23 minutes at No. 5 Texas A&M (10/12) ... took the field for 15 minutes against LSU (10/25) ... came off the bench for 36 minutes in the NCAA Tournament game against Lipscomb (11/9).

2017 | FRESHMAN

Played in 17 matches, making nine starts ... totaled nine shots on the year, with six of them on goal ... earned her first collegiate point by assisting on MaKayla Waldner's game-winner against Stephen F. Austin (8/18) where she played the full 90 minutes ... scored the first goal of her college career in the win against Missouri State (8/20) ... found the net twice, including the game-winner, against Colgate (9/3).

HIGH SCHOOL / CLUB

A three-star recruit who prepped at Keller High School ... scored 25 goals and had 11 assists as a junior, leading to First Team All-District and Second Team All-Region accolades, while also earning Co-MVP honors ... named Offensive Newcomer of the Year and First Team All-District as a sophomore after scoring 11 goals to go along with 14 assists ... played club soccer for the Dallas Texans and SoCal Blues ... named DFLO Star Player of the Year in 2017 ... played at the Nike National Training Camp in 2015.

COMMUNITY SERVICE / ACADEMICS

Volunteered at the Human Society of North Texas ... was a member of the Girl Scouts ... member of the National Honor Society ... Associated Press Scholar with honors ... has served at the Oktibbeha County Human Society, Legacy Hospice and the Health Service Volunteers while in Starkville.

PERSONAL

Born Audrey Katelynn Ward on Aug. 22, 1999 ... daughter of Stefan and Valery Ward ... has two sisters, Lauren and Carley ... uncle, Jordan White, played football at MSU ... uncle, Carter White, was a student trainer for the Bulldogs ... learned to surf as a child ... biggest fear is clowns ... majoring in kinesiology with a concentration in clinical exercise physiology.

WARD'S CAREER STATS

YEAR	GP-GS	G	A	PTS	SH	SH%	SOG	SOG%	GW	PK-ATT	YC	RC	MIN
2017	17-9	3	1	7	9	.333	6	.667	1	0-0	0	0	775
2018	17-11	1	2	4	8	.125	5	.625	1	0-0	0	0	565
TOTAL	34-20	4	3	11	17	.235	11	.647	2	0-0	0	0	1,340

CAREER HIGHS

GOALS: 2 vs. Colgate, 9/3/17

ASSISTS: 1, 3x, last at South Alabama, 8/16/18

SHOTS: 3 vs. Colgate, 9/3/17

SHOTS ON GOAL: 2, 3x, last at Stephen F. Austin, 8/19/18

MINUTES: 90 vs. Stephen F. Austin, 8/18/17



HAILEY ZERBEL

DEFENDER | 5-6 | SENIOR | WEST COVINA, CALIF. | SOUTH HILLS HS / ARIZONA STATE

4

2018 | JUNIOR

Started all 18 matches on the year, logging 1,361 minutes ... was a key part of a Bulldog back line that held opponents to a program-record 11.6 shots per game and the lowest total goals allowed in school history (17) ... played 59 minutes and took one shot in her Bulldog debut against Southern Miss (8/16) ... took one shot and put it on target in 60 minutes at Stephen F. Austin (8/19) ... took one shot in 68 minutes at South Alabama (8/26) ... played 50 minutes and took one shot against Central Arkansas (8/30) ... took one shot in 52 minutes at No. 9 Auburn (9/14) ... played the full 93 minutes in the win over No. 13 South Carolina (9/20) ... put one shot on target while playing the full 90 minutes at No. 19 Tennessee (9/23) ... played a career-high 110 minutes in the shutout against Florida (9/28) ... recorded her first career points with three assists against Alabama (10/7) ... became the first player in program history with three assists in a conference match ... first two assists came by way of her flip throw into the box while the third was a header off a corner kick ... took one shot while playing the full 110 minutes against Arkansas (10/18) ... played the full 109 minutes of the NCAA Tournament match against Lipscomb (11/9).

2017 | SOPHOMORE (AT ARIZONA STATE)

Played in 13 games, drawing one start for the Sun Devils ... tallied 308 minutes and attempted one shot, which was on goal, at Utah (10/22).

2016 | FRESHMAN (AT ARIZONA STATE)

Played in all 19 games with six starting assignments ... played 60 or more minutes nine times and 70-plus minutes four times ... brought an effective flip throw to the Sun Devils that helped create potential scoring opportunities ... took one shot on goal in 67 minutes against Loyola Chicago (8/26) ... put one shot on target against Denver (9/4) and Cal State Fullerton (9/16) ... took one shot against Colorado (10/2), at Oregon State (10/20) and at Oregon (10/23).

HIGH SCHOOL / CLUB

Prepped at South Hills High School where she was a four-year starter on the varsity squad and led the team in scoring in 2014, 2015 and 2016 ... played for Slammers FC club team, where she was a three-year starter ... a two-time offensive MVP, earned All-CIF honors in 2014 and first-team All-CIF recognition in 2015 ... twice named first-team All-League (2014 & 2015) in Sierra League ... helped team to 2016 Palomares League championship, Division 3 ... won the All League Academic Award in 2014 and was named to the All-San Gabriel Valley Team in 2014, 2015 and 2016 ... San Gabriel Valley Goal of the Year winner in 2014 ... was named Co-Girls Soccer Player of the Year for the 2015-16 season by the San Gabriel Valley Tribune following a season in which she helped lead her team to the CIF-Southern Section Division 3 championship and CIF-State Southern California Region Division III title for the first time in school history ... was also named 2016 Palomares League and CIF-SS Division 3 most valuable player following a season in which she finished with 27 goals and 17 assists ... scored the game-winning goals in the 2016 Southern California Division III regional semifinals and finals.

COMMUNITY SERVICE / ACADEMICS

Received Pac-12 All-Academic Honorable Mention for the 2017-18 academic year.

PERSONAL

Born Hailey Ryan Zerbel on Sept. 29, 1998 ... daughter of Rod and Rachelle Zerbel ... has a sister, Jordan ... played for the same club team that produced U.S. Women's National Team member Christen Press ... majoring in psychology.

ZERBEL'S CAREER STATS

YEAR	GP-GS	G	A	PTS	SH	SH%	SOG	SOG%	GW	PK-ATT	YC	RC	MIN
2016*	19-7	0	0	0	6	.000	3	.500	0	0-0	1	0	883
2017*	13-1	0	0	0	1	.000	1	1.000	0	0-0	0	0	308
2018	18-18	0	3	3	8	.000	3	.375	0	0-0	1	0	1,361
TOTAL	50-26	0	3	3	15	.000	7	.467	0	0-0	2	0	2,552

*at Arizona State

CAREER HIGHS

GOALS: N/A

ASSISTS: 3 vs. Alabama, 10/7/18

SHOTS: 1, 15x, last vs. Arkansas, 10/18/18

SHOTS ON GOAL: 1, 7x, last vs. Arkansas, 10/18/18

MINUTES: 110, 2x, last vs. Arkansas, 10/18/18



GABBY ENGLISH

GOALKEEPER | 5-10 | GRADUATE | WINTER PARK, FLA. | WINTER PARK HS / SAN DIEGO STATE

1

2018 | JUNIOR (AT SAN DIEGO STATE)

Closed her Aztec career in second all-time with 244 career saves, fourth in career shutouts (19) and seventh in career goals against average (1.26) ... started in 17 games, logging 1,590 minutes and four shutouts ... finished the year with a 1.42 goals against average while making 82 saves for a .766 save percentage ... blanked New Mexico State (8/17) to open the season ... made six saves in a one-goal loss at Long Beach State (8/26) ... stopped a season-high eight shots in a shutout effort at UC Davis (9/2) ... faced 11 shots on goal at San Diego (9/7), making six saves ... stopped six of seven shots against Pepperdine (9/14) ... made four saves in the win against Wyoming (9/21) ... shut out Colorado State (9/23) and San Jose State (9/28) in back-to-back games ... made seven saves at Fresno State (9/30) ... stopped six of seven shots in a one-goal loss to Boise State (10/7) ... made six saves at UNLV (10/14).

2017 | SOPHOMORE (AT SAN DIEGO STATE)

Started all 22 games, winning a career-best 12 contests ... posted seven shutouts, which ranked ninth in school history, and had a career-low 1.14 goals against average ... finished the year with 78 saves and a .750 save percentage ... voted to the Mountain West all-tournament team ... shut out UC Davis (8/20) in the home opener ... made four saves in the double-overtime win at Nebraska (9/8) while allowing just one goal ... stopped a season-high nine shots in a one-goal loss at Texas Tech (9/15) ... shut out Nevada (9/22) for her fourth win of the season ... stopped six shots in a loss to UNLV (9/24) ... stopped all three shots on target against San Jose State (10/6) ... kept a clean sheet at Air Force (10/15) while only being tested by one shot on goal ... played every minute of the season except the game against Colorado State (10/22) when she logged 69:03 and combined with Kate Hart to shutout the Rams ... posted a five-save shutout against Boise State (11/2) ... stopped six shots to shutout New Mexico (11/4) in the Mountain West Championship game ... started in the NCAA Tournament loss at No. 4 UCLA (11/10) making six saves in the contest.

2016 | REDSHIRT FRESHMAN (AT SAN DIEGO STATE)

Started all 21 games in net, posting a 10-7-4 record with 84 saves ... had a goals against average of 1.26 with eight shutouts, which ranked eighth in school history ... played every minute of the season for the Aztecs ... made seven saves in her debut against UCLA (8/19) ... stopped a career-best 10 shots at then-No. 16 Penn State (9/9) ... earned her first career win in a five-save shutout at Cornell (9/11) ... shut out Weber State (9/15) while making five saves ... posted a 6-2-3 record with four shutouts in conference play ... recorded back-to-back shutouts against Air Force (9/23) and Colorado College (9/25) to open the Mountain West season with a combined seven saves over the two games ... voted the Mountain West Defensive Player of the Week (9/26) for her efforts ... also tallied her first career assist against the Falcons ... held opponents scoreless, excluding an own goal, for 518:27 minutes over a seven-match stretch (9/9-30) ... matched her career-high with 10 saves at UNLV (10/7) to earn a 1-1 draw ... shut out Boise State (10/14) for her sixth win of the year ... made seven saves in the win against Utah State (10/16) ... made four saves in a scoreless draw at Wyoming (10/23) ... stopped five shots in the Mountain West Tournament opener against Boise State (11/1) to earn her ninth win ... made six saves through 110 minutes in the Mountain West Championship game against UNLV (11/5) before losing in a shootout, 4-3.

2015 | FRESHMAN (AT SAN DIEGO STATE)

Did not see game action and was redshirted.

HIGH SCHOOL / CLUB

Attended Winter Park High School where she helped her squad to region and state titles ... named Defensive Player of the Year and Golden Glove Award winner at the regional championships ... played club soccer for the Florida Krush and was a member of the ODP regional pool.

COMMUNITY SERVICE / ACADEMICS

Was a four-time scholar athlete at San Diego State ... served as SAAC treasurer with the Aztecs and volunteered with Athletes in Action ... three-time member of the Mountain West All-Academic Team.

PERSONAL

Born Gabriella Marie English on Nov. 21, 1996 ... daughter of Rocco and Megan English ... father played football at Penn State ... has two brothers, Rocco Jr. and Gino, and three sisters, Bella, Mia and Nina ... Rocco Jr. plays tennis at Emory ... Gino plays football at Florida State ... Bella swims for the Seminoles as well ... graduated from San Diego State with a degree in business administration with an emphasis in real estate ... pursuing her master's in business administration.

ENGLISH'S CAREER STATS

YEAR	GP-GS	MIN	GA	GAA	SV	SV%	SO	W-L-T	G	A	PTS
2016*	21-21	1,996:35	28	1.26	84	.750	8	10-7-4	0	1	1
2017*	22-22	2,048:32	26	1.14	78	.750	7	12-8-2	0	0	0
2018*	17-17	1,589:22	25	1.42	82	.766	4	5-9-3	0	0	0
TOTAL	60-60	5,634:29	79	1.26	244	.755	19	27-24-9	0	1	1

*at San Diego State

CAREER HIGHS

SAVES: 10, 2x, last at UNLV, 10/7/16

SHOTS FACED: 29, at Penn State, 9/9/16

GOALS ALLOWED: 5, 3x, last at San Diego, 9/7/18



SAM STIGLMAIER

MIDFIELDER / DEFENDER | 5-10 | SOPHOMORE | KARLSHULD, GERMANY | DESCARTES-GYMNASIUM / SHAW

17

2018 | FRESHMAN (AT SHAW)

Played in seven games, making five starts ... scored five times, including two game winners ... had one assist ... finished in the top five on the team in points (11) ... missed the final eight games of the year with injury ... scored twice, including the game-winner on three shots at Converse (9/4) ... scored and added an assist at Methodist (9/6) ... posted her second career multi-goal game with two tallies at Christendom (9/8) on six shots ... took two shots at Lenoir-Rhyne (10/19) ... added two shots at Southern Wesleyan (10/24).

HIGH SCHOOL / CLUB

Attended Descartes-Gymnasium ND in Karlshuld, Germany ... played club soccer for FC Ingolstadt 04 ... captained the undefeated state championship squad in 2016-17 that outscored opponents 100-6 ... named team MVP of the club's top women's team in 2017 ... chosen to the third division team of the week in the same year ... was the only player in the league to play every minute of every match ... totaled seven goals over 13 matches ... team placed third in the 2014 International Women's Cup in Barcelona, Spain ... played as the only girl on boys' teams until she was 14 and captained one such team for three years.

COMMUNITY SERVICE / ACADEMICS

Earned a silver pin and was a member of the Dean's List at Shaw ... participated in high school exchange programs with schools in France and the Czech Republic ... has coached camps in Germany and Austria.

PERSONAL

Born Samantha Maria Stiglmaier on Nov. 22, 2000 ... daughter of Anton Stiglmaier and Isabel Stiglmaier-Litter ... has a brother, Alexander, and a sister, Patricia ... majoring in business administration.



NIEJIA WATKINS

DEFENDER | 5-4 | SOPHOMORE | ORLANDO, FLA. | LAKE HOWELL HS / NEBRASKA

2018 | REDSHIRT FRESHMAN (AT NEBRASKA)

Played in 15 games, totaling 257 minutes in 2018 ... played 25 or more minutes in five matches ... made her debut off the bench at Oklahoma (8/16) ... came off the bench for 36 minutes against Oregon (8/24) ... played a season-high 39 minutes at Baylor (9/2) and registered her lone shot on goal of the year ... played 26 minutes as a substitute at then-No. 13 NC State (9/9) ... totaled 18 minutes in the Big Ten Tournament against Ohio State (10/28) and Minnesota (11/2).

2017 | FRESHMAN (AT NEBRASKA)

Did not see game action and was redshirted.

HIGH SCHOOL / CLUB

Attended Lake Howell High School where she earned Defensive MVP honors three times (2014, 2015, 2017) ... earned first-team all-conference accolades in her final season after claiming second-team all-conference honors in 2015 ... earned the Sportsmanship Award in 2016 ... played club soccer for Florida Kraze Krush where she earned Most Improved Player ... team finished second at the State Cup in 2015 and took third in 2016 ... also competed for the track and field team at Lake Howell.

COMMUNITY SERVICE / ACADEMICS

Was an honor roll student in high school and was a member of the National Honor Society ... earned a spot on the Nebraska Scholar-Athlete Honor Roll in 2017 ... member of Nebraska's Tom Osborne Citizenship Team in 2018 and 2019 ... earned the Huskers Supporting Huskers Team Award in 2019.

PERSONAL

Born Niejia Lee Maria Watkins on Dec. 19, 1998 ... daughter of Bianca Meneze, Shawn Watkins and Chris Lee ... has a brother, Luke Lee, and a sister, Taylor Lee ... majoring in fashion design and merchandising.

WATKIN'S CAREER STATS

YEAR	GP-GS	G	A	PTS	SH	SH%	SOG	SOG%	GW	PK-ATT	YC	RC	MIN
2017*													
					-- REDSHIRT YEAR --								
2018*	15-0	0	0	0	1	.000	1	1.000	0	0-0	0	0	257
TOTAL	15-0	0	0	0	1	.000	1	1.000	0	0-0	0	0	257

*at Nebraska

CAREER HIGHS

GOALS: N/A

ASSISTS: N/A

SHOTS: 1 vs. Baylor, 9/2/18

SHOTS ON GOAL: 1 vs. Baylor, 9/2/18

MINUTES: 39 vs. Baylor, 9/2/18



MADISON COTTA

MIDFIELDER / FORWARD | 5-0 | FRESHMAN | TULARE, CALIF. | MISSION OAK HS

13

HIGH SCHOOL / CLUB

Played at Mission Oak High School where her team won the 2017 Valley Championship, East Yosemite League Championship and Lemoore Championship ... scored twice in the Valley Championship game ... totaled 97 goals in her high school career including 32 as a sophomore and 15 as a senior despite playing just eight games that year ... named team MVP her freshman, sophomore and junior years and first-team all-state in 2017 ... a member of the winning East squad in the 2018 Yosemite League All-Star Game ... played club soccer with Clovis Crossfire SC winning the Davis Showcase in 2016 and 2018 ... in her final year with the club, the team claimed the Surf Cup Championship and won the 2018 Champions League.

COMMUNITY SERVICE / ACADEMICS

Won academic wings all four years of high school along with the outstanding student award.

PERSONAL

Born Madison Bailey Cotta on Aug. 6, 2000 ... daughter of Eric and Monik Cotta ... has a sister, Marissa ... majoring in kinesiology.



ONYI ECHEGINI

FORWARD | 5-8 | FRESHMAN | LONDON, ENGLAND | BEXLEYHEATH ACADEMY

7

HIGH SCHOOL / CLUB

Played at Bexleyheath Academy where her team won the London Borough of Bexley Championship three times ... Bexleyheath placed third in the London Youth Games and took second in the Football Association Kent Cup ... played her club soccer with Arsenal FC where she won the FA Cup in 2019 ... also ran on the cross country and track teams and played volleyball and handball ... held school records in the 3000m and high jump.

PERSONAL

Born Jennifer Onyi Echegini on March 22, 2001 ... daughter of Godswill and Mirian Echegini ... has two brothers, Obi and Nndemka, and three sisters, Chiamuka, Kelechi and Ngozi ... majoring in finance.



STORMY MEIER

MIDFIELDER | 5-6 | FRESHMAN | AUSTIN, TEXAS | VANDEGRIFT HS

11

HIGH SCHOOL / CLUB

Attended Vandegrift High School in Austin, Texas where she was a two-star recruit and the No. 32 player in Texas according to TopDrawerSoccer.com ... the Vipers were ranked seventh in Texas and No. 26 nationally in 2018-19 ... team was state runners-up in 2016 and 2017 and won four consecutive district championships ... served as team captain and was team MVP as a senior ... chosen as first team all-district and all-region and was named the district's midfielder MVP in her final year ... named a Centex Prep All Star and tabbed to the All-Central Texas team by the Austin American-Statesman and TASC0 Regional All Star Senior Showcase ... earned all-district honorable mention honors as a junior ... played club soccer with Lonestar Soccer Club under Bulldog head coach James Armstrong as part of his first coaching job ... club team was state cup runners-up in 2018 ... one of 22 players chosen for Lonestar's inaugural U.S. Development Academy Team ... played with Lonestar's ECNL Champions League squad ... traveled to Gothenburg, Sweden, for the Gothia Cup in 2015 and scored two goals in international play ... team finished in the top 10 of 110 international teams competing in Gothenburg.

COMMUNITY SERVICE / ACADEMICS

Posted a 5.1 weighted GPA in high school with distinguished honors in S.T.E.M. ... three-time UIL Academic All-District and Academic All-State honoree ... selected as Student of the Year for the Texas/Oklahoma Region by the Kiwanis Key Club ... earned Girl Scout Bronze, Silver and Gold Awards in high school ... recorded more than 650 hours of community service in her high school career.

PERSONAL

Born Haley McQuin Meier on Jan. 5, 2001 ... daughter of Mike and Lori Meier ... uncle, Mike Urzendowski, played minor league baseball in the Chicago Cubs organization ... cousins played football at North Dakota State, tennis at Saint Louis and baseball at Creighton and Midland College ... majoring in meteorology.



MEGAN MIELKE

MIDFIELDER | 5-9 | FRESHMAN | BELLFLOWER, CALIF. | MAYFAIR HS

21

HIGH SCHOOL / CLUB

Attended Mayfair High School where her team was a CIF semifinalist her freshman year ... started every game as a freshman and was named Best Newcomer ... earned second team All-CIF honors as a sophomore ... played club soccer for LA Galaxy's U.S. Development Academy team and with Slammers FC ... scored 12 goals in two years with Galaxy ... led Slammers in goal scoring in 2016 as the team won the league championship.

COMMUNITY SERVICE / ACADEMICS

Earned academic honors all four years of high school.

PERSONAL

Born Megan Elizabeth Mielke on Oct. 11, 2001 ... daughter of Gerry and Janiene Mielke ... has two sisters, Amanda and Amber ... Amanda played soccer at Sacramento State ... major is undeclared.



KATIE MOORE

GOALKEEPER | 5-9 | FRESHMAN | CHARLOTTE, N.C. | GASTON CHRISTIAN SCHOOL

18

HIGH SCHOOL / CLUB

Played at Gaston Christian School ... a three-time all-conference selection ... team won the Metrolina Athletic Conference Championship her sophomore year ... named the team's Iron Woman three times ... played club soccer for the Carolina Rapids in the ECNL ... also played club soccer with Global Premier Soccer Bayern Munich in the 2016 Surf Cup in California ... GPS Bayern also won the 2015 Nordic Cup in Vermont and 2016 Las Vegas Player Showcase before traveling to Denmark to play in the Dana Cup in 2017.

COMMUNITY SERVICE / ACADEMICS

Named to the honor roll as a freshman, sophomore and junior.

PERSONAL

Born Katelyn Noel Moore on Oct. 24, 2000 ... daughter of Tim and Heather Moore ... has two brothers, Noah and Christian ... majoring in psychology.



RYANN MUSHKIN

FORWARD | 5-8 | FRESHMAN | NEW CANAAN, CONN. | IMG ACADEMY

9

HIGH SCHOOL / CLUB

Attended IMG Academy where she played on U.S. Soccer Development Academy team ... team won 19 games in 2017-18 and made the Development Academy playoffs as the first wild card ... scored five goals as a junior and added three more in Development Academy competition as a senior ... spent her freshman and sophomore years at Kent School in Kent, Connecticut where she was a two-time Western New England Prep School All-Star ... earned offensive player of the year honors at Kent.

PERSONAL

Born Ryann Elizabeth Mushkin on Feb. 16, 2001 ... daughter of Scott and Angela Mushkin ... father played hockey at Boston College ... has a brother, Robert, and three sisters, Reagan, Reese and Riley ... aunt, Katy Traeger, played soccer at Ohio State ... majoring in English.



HANNAH PIMENTEL

GOALKEEPER | 5-5 | FRESHMAN | FLOWERY BRANCH, GA. | FLOWERY BRANCH HS

00

HIGH SCHOOL / CLUB

Graduated from Flowery Branch High School in Georgia after also attending Park City High School in Utah ... was team captain as a senior ... Flowery Branch made the Final Four her junior season after winning the region and posting an undefeated regular season ... posted 12 shutouts that season and was named first team all-region ... her 1.36 goals against average ranked fourth in the state of Utah her sophomore year ... played club soccer for Gwinnett Soccer Association where she served as team captain ... also played club soccer with Impact United in Salt Lake City where her team won their division ... was a member of the Utah Olympic Development Program regional team as a freshman.

COMMUNITY SERVICE / ACADEMICS

Graduated high school with honors and made the honor roll all four years ... member of the National Society of High School Scholars.

PERSONAL

Born Hannah Beth Pimentel on April 14, 2001 ... daughter of Walter and Whitney Pimentel ... has twin brothers, Michael and Cole ... majoring in business management.



MADISON RUST

DEFENDER / MIDFIELDER | 5-8 | FRESHMAN | LAKESIDE, CALIF. | EL CAPITAN HS

8

HIGH SCHOOL / CLUB

Played at El Capitan High School where her team won the Grossmont Valley League three times ... named Grossmont Valley Player of the Year and First Team All-League as a senior ... took home First Team All-League and Best Forward honors as a junior and First Team and Best Midfielder honors as a sophomore ... totaled 48 goals in 58 games in her high school career ... played club soccer for Rebels SC and won the 2018 USYL National Championship ... team also won the Far-West Regional that year ... Rebels won the 2017 and 2019 California Regional League championship and was three-time Coast League champions ... won the 2017 National Cup and Cal-South Championship ... team was ranked No. 1 in California ... also played golf for three years ... named team MVP as a senior and won the coaches' award as a junior ... was the most-improved golfer as a sophomore ... golf team won the Grossmont Valley League three times.

COMMUNITY SERVICE / ACADEMICS

Was an eight-time member of the Principal's Honor Roll with a 3.9 GPA ... was voted vice president of her senior class ... served as associated student body president as a senior.

PERSONAL

Born Madison Nicole Rust on May 8, 2001 ... daughter of Steven and Corina Rust ... has twin sisters, Hailee and Kailee ... uncle, Larry, ran track at Chico State ... cousin, Tanner, played football and baseball at New Mexico State before advancing to a minor league baseball career in the Baltimore Orioles organization ... majoring in biological science on the pre-med track.



EMILY SAMISCH

GOALKEEPER | 5-8 | FRESHMAN | COLLIERVILLE, TENN. | COLLIERVILLE HS

0

HIGH SCHOOL / CLUB

A TopDrawerSoccer.com two-star prospect out of Collierville High School where her team made the semifinals of the state tournament all four years ... team finished as state runners-up in her junior and senior years ... an all-metro selection and member of the all-star team in 2018 ... nominated for player of the year as a senior after posting school records for career shutouts (48) and goals against average ... named to TopDrawerSoccer's 2018-19 High School All Mid-East Region (IN, KY, MS-fall and TN) ... played club soccer for Lady Lobos Rush Premier where she was a team captain her final three years ... won the Virginia Cup, Disney Showcase and Las Vegas Showcase in 2017 ... club won state championships in her freshman, junior and senior seasons ... won the 2019 Southern Regional while earning the Golden Glove award as regional MVP ... played in the 2019 national championships ... also won a regional title and Southern Regional Premier League Championship in 2018 ... played on the Rush National team in 2017-18 and selected to the Tennessee Olympic Development Team for four years.

COMMUNITY SERVICE / ACADEMICS

Member of the National Honor Society, Math Honor Society, Latin Honor Society and Honors Academy in high school ... graduated high school with honors.

PERSONAL

Born Emily Anne Samisch on May 6, 2001 ... daughter of Bill and Mel Samisch ... mother played volleyball at Maryville University ... has a sister, Allison, who plays soccer at Murray State ... majoring in history.



GRACE SEYMOUR

DEFENDER | 5-7 | FRESHMAN | PORT NECHES, TEXAS | PORT NECHES-GROVES HS

22

HIGH SCHOOL / CLUB

Won two district championships with Port Neches-Groves High School ... team was regional quarterfinalists her freshman and sophomore years ... named Midfielder of the Year and earned all-region honorable mention as a sophomore ... named Utility Player of the Year as a freshman and was selected to the Southeast Texas SuperGold Second Team ... played her club soccer with the Houston Dash's Development Academy (DA) team beginning in her junior year and started more than 40 matches ... chosen as TopDrawerSoccer.com's DA Weekly Standout three times ... also played club with the Albion Hurricanes in the ECNL for two years ... Hurricanes won the U.S. Soccer National Cup Southeast Regional title and played in the National Championship tournament in 2017.

COMMUNITY SERVICE / ACADEMICS

Earned Academic All-District honors twice in high school ... was a member of the National Honor Society and Southeast Texas Youth Leadership Council.

PERSONAL

Born Grace Lauren Seymour on Feb. 27, 2001 ... daughter of Jeremy Seymour and April Keith ... father played baseball at Lamar ... has two brothers, Devin Boyd and Cannon Faulk, and three sisters, Emma, Shea and Charlotte Keith ... majoring in business management.



ALISSA STEWART

DEFENDER / MIDFIELDER | 5-10 | FRESHMAN | BURLINGTON, ONT. | FRANK J. HAYDEN SECONDARY SCHOOL

16

HIGH SCHOOL / CLUB

Prepped at Frank J. Hayden Secondary School in Burlington, Ontario ... served as team captain ... team finished as OFSAA silver medalists and Halton Champions in 2018 ... named team MVP in 2017 ... played club soccer for the Burlington Bayhawks ... Bayhawks went undefeated in their league in 2018 while outscoring opponents 31-0 to win the Ontario Cup and earn a bronze medal at the national championships ... team's only losses that season were to U.S. Division I colleges ... club team won the 2017 OPDL Cup and took home bronze from the Disney Showcase ... chosen as her school's 2019 Female Athlete of the Year ... also played field hockey and volleyball in high school ... was team captain for the field hockey team and won an OFSAA bronze medal in 2016 and a silver in 2017 ... also named to the 2018 All-Star team in field hockey.

COMMUNITY SERVICE / ACADEMICS

Posted a 4.0 GPA and made the honor roll in all four years of her high school career ... won the 2015 Student of Excellence Award ... volunteered as a U6 youth soccer coach and mentored incoming freshman in high school.

PERSONAL

Born Alissa Brianna Stewart on July 16, 2001 ... daughter of Gord and Kim Stewart ... has two sisters, Krystal and Katie ... majoring in business administration.



SYDNEY STRUNK

DEFENDER | 5-8 | FRESHMAN | MONTGOMERY, OHIO | URSULINE ACADEMY

2

HIGH SCHOOL / CLUB


Started on the back line for four years at Ursuline Academy ... played club soccer with the Ohio Elite ... team qualified for the ECNL Champions League National Playoffs in 2017 and 2018 ... won the ECNL Mid-Atlantic Conference in 2017 ... invited to the ECNL's 2017 Player Development Program and was a four-time invitee to the U.S. Soccer Training Center ... played on the Olympic Development Program state and regional teams in 2014.

COMMUNITY SERVICE / ACADEMICS

Four-time honor roll member in high school and was a member of the National Honor Society and a Laurel Scholarship Recipient ... also earned summa cum laude honors on the National Latin Exam ... volunteered with Hands Against Hunger, Relay4Life, Night 4 the Fight and Ingles House.

PERSONAL

Born Sydney Elizabeth Strunk on March 8, 2001 ... daughter of Brad and Betsy Strunk ... father raced motocross professionally and now races sprint cars ... has a brother, Isaac ... majoring in biological sciences on the pre-med track.



KATELYN WILLIAMS

MIDFIELDER | 5-6 | FRESHMAN | BRANDON, MISS. | NORTHWEST RANKIN HS

28

HIGH SCHOOL / CLUB

Played at Northwest Rankin High School in Brandon, Mississippi, where her team won the state championship in 2017 with her recording an assist on the championship-winning goal ... team was state runners-up in 2018 and district champions three times in her career ... Cougars were North State Champions twice ... team was ranked No. 1 in the state and No. 6 nationally in 2016-17 ... named to TopDrawerSoccer.com's High School All-Southeast Region (LA and MS-winter) Team following her senior year ... named to the MAC All-Star Team and selected as Player of the Year as a senior ... was a first team all-state selection by the Clarion-Ledger ... earned Clarion-Ledger Player of the Week honors in January of her senior season ... earned team's Most Improved award in 2016 and 2018 ... played club soccer with International Futbol Club in Brandon, Mississippi.

PERSONAL

Born Katelyn Meredith Williams on Dec. 18, 2000 ... daughter of Charles and Melinda Williams ... has a brother, Braxton ... major is undeclared.



JAMES ARMSTRONG

HEAD COACH | FIRST SEASON

THE ARMSTRONG FILE

Hometown	Yorkshire, England
Education	University of Edinburgh, 2000 University of Edinburgh, 2001
Wife	Casey
Daughter	Olivia
Birthday	March 20, 1979

COACHING CAREER

SEASON	SCHOOL	POSITION
2019-prs.	Mississippi State	Head Coach
2017-18	Auburn	Associate Head Coach
2013-17	Auburn	Assistant Coach
2015-prs.	U.S. Olympic Dev. Program	Region III Head Coach
2011-15	U.S. Olympic Dev. Program	Region III Asst. Coach
2004-13	Lonestar Soccer Club	Director of Coaching
2001-04	U.S. Soccer Federation	Equipment Manager

NCAA APPEARANCES

SEASON	SCHOOL	FINISH
2018	Auburn	First Round
2017	Auburn	Second Round
2016	Auburn	Elite Eight
2015	Auburn	Sweet 16
2014	Auburn	Second Round

CAREER RECORD

SEASON	SCHOOL	W-L-T	PCT.
2019	Mississippi State	0-0-0	--
TOTAL		0-0-0	--

CONFERENCE RECORD

SEASON	SCHOOL	W-L-T	PCT.
2019	Mississippi State	0-0-0	--
TOTAL		0-0-0	--

James Armstrong was hired as the sixth head coach of the Bulldog soccer program on Jan. 18, 2019 after serving as an assistant and associate head coach at Auburn University for six seasons.

While at Auburn, Armstrong oversaw some of the most productive offensive seasons in program history while working with the Tigers' forwards and midfielders and serving as recruiting coordinator. In six years, Auburn totaled 215 goals. The Tigers' 121 goals in Armstrong's final three years were the most in a three-year stretch since 2000-02. Before his arrival, Auburn finished 181st in scoring in Division I, but climbed as high as 20th in 2016 and 31st in 2018.

Armstrong helped produce four of the top eight single-season assist totals and two of the top seven single-season goal and point totals in program history. He coached six attacking players to eight All-SEC honor and four SEC All-Freshman selections. Additionally, three Auburn players earned All-American honors while he was with the program.

In his six seasons on The Plains, Auburn made the NCAA Tournament in five straight years, advanced to the second round four times, made two trips to the Sweet 16 and finished in the Elite Eight in 2016. The Tigers made the SEC Tournament every season.

Armstrong has also worked with the U.S. Olympic Development Program since 2011. He served as an assistant coach for Region III for four years, making trips to Germany, Italy and Costa Rica for

international competition, before taking over as the head coach for the Region III team in 2015. He has since stamped Argentina and England into his passport.

His first coaching job came with Lonestar SC in Austin, Texas, where he helped establish the club in 2004. Armstrong advanced through its coaching ranks before becoming Lonestar's ECNL Head Coach and Premier League Girls Director of Coaching. Under his leadership, the club placed more than 200 players in collegiate programs and was named one of the top 20 women's clubs in the country.

Before he began coaching, Armstrong worked as an equipment manager for the U.S. Soccer Federation. He joined the U-19 Women's National Team as they won the inaugural FIFA U-19 Women's World Cup in 2002. The next season he worked with the senior national team that placed third in the Women's World Cup hosted on home soil.

A native of Yorkshire, England, Armstrong earned his bachelor's degree in history and politics from the University of Edinburgh in 2000 and a master's in the same fields in 2001. He attended North Carolina for one year as part of the school's study abroad program. He holds a USSF A License and a National Youth License.

Armstrong is joined in Starkville by his wife, Casey, and their daughter, Olivia.





NICK ZIMMERMAN

ASSISTANT COACH | FIRST SEASON

Nick Zimmerman joined the Bulldog soccer program on Jan. 23, 2019 after serving as an assistant coach at Columbus State University since 2015.

During his tenure at Columbus State, Zimmerman helped build a top-three scoring offense in the nation. The Lady Cougars set a program record of 96 goals and led the nation with 4.0 goals per game in 2016. The following year, they improved to 4.05 goals per game.

His first season at CSU saw the Lady Cougars win a Peach Belt Conference regular season and tournament championship on their way to a NCAA Division II national championship appearance. The following year, CSU again won the Peach Belt championship and were national semi-finalists.

Most recently, the Lady Cougars won their fifth-straight PBC regular season championship, as well as a tournament championship. CSU went on to be Southeast Regional Champions, and the CSU coaching staff was named the Southeast Regional Staff of the Year.

Zimmerman helped coach 31 Peach Belt All-Conference award winners and 23 DII All-Region winners. Ten Lady Cougars earned

DII All-American Awards and six won DII Scholar All-American Awards. Two players went on to win the Elite 90 Award given to the student-athlete with the highest GPA at each NCAA finals site. Most recently, he coached the Freshman of the Year in the Peach Belt Conference.

Zimmerman's coaching experience is extensive, as he has assisted Region II, US Soccer NTC, and ID2 US Club Soccer. He has served on staff at elite camps at the University of Virginia and Florida State University. He was also the Georgia Girls' Olympic Development Program (ODP) 2000 Team's head coach.

As well as serving as a coaching course instructor for the U.S. Soccer Federation, Zimmerman held a spot on the United Soccer Coaches NCAA Ranking and Awards Board. He currently holds a USSF "B" License.

Prior to his coaching career, Zimmerman was a four-year starter for James Madison University, where he earned All-Colonial Athletic Association (CAA) rookie team recognition, two All-CAA selections, and one All-Region honor.

After graduating with a Bachelor of Science in kinesiology and sports management, he was drafted by the New York Red Bulls in the third round of the 2009 MLS SuperDraft. He was then selected by the Philadelphia Union in the 2009 MLS Expansion Draft.

Zimmerman also played with Carolina Railhawks FC in the North American Soccer League (NASL), where he was named to the NASL Best XI 2012 and finished second in the league's Golden Boot race with 12 goals. He most recently signed with the Wilmington Hammerheads of the United Soccer League in 2015.

The Tampa, Florida, native also played on the U.S. U-15 National Team in 2001.



BRIAN DUNLEAVY

ASSISTANT COACH | FIRST SEASON

Brian Dunleavy was hired as an assistant coach on July 16, 2019 after spending six seasons as the head coach at Georgia Southern.

Under his leadership, the Eagles won 41 matches, making him the second-winningest head coach in program history. Dunleavy led the Eagles to the Sun Belt Conference semifinals in 2014 and 2017 and was an assistant when GSU won the Southern Conference tournament in 2012.

His 2014 squad posted the program's best record and highest conference finish since 2002, going 11-6-2 and finishing third. That season, Dunleavy also guided the Eagles to their highest standing in the final RPI while two players earned first-team all-conference honors and one made the league's second team.

As a head coach, Dunleavy oversaw teams that earned five all-conference selections and four NSCAA/United Soccer Coaches Team Academic Awards. Before he was promoted in 2013, he spent two seasons as an assistant for the Eagles.

In that time, the Eagles made their first conference tournament appearance since 2007, won their first conference title, made their

first NCAA Tournament appearance and posted their first winning season since 2002. While serving as an assistant, Dunleavy also worked as a staff coach with the Georgia Olympic Development Program.

Dunleavy spent two years coaching at Division II Saint Leo University in Dade City, Florida where he worked with the men's soccer program. While at Saint Leo, the Lions, posted a 15-15 overall record. Dunleavy was responsible for opponent scouting and the team's conditioning program.

Before his time with Saint Leo, Dunleavy was the head men's soccer coach at the College of Mount Saint Vincent, an NCAA Division III institution in the Bronx, New York, where he spent a year directing the Dolphins.

Dunleavy enjoyed a four-year playing career at Hofstra University (1999-02). Following his playing career, he joined the coaching staff as an assistant coach in 2003. He helped the program win back-to-back Colonial Athletic Association Championships which garnered the team NCAA Tournament appearances in 2004 and 2005.

He holds an NSCAA National Coaching Diploma and graduated with his Bachelor of Arts in English and American Literature from Hofstra University.

A native of Levittown, New York, Dunleavy is joined in Starkville by his wife Janine, their sons, Owen and Cole, and daughter Mara.



ALLISON WHITWORTH

VOLUNTEER ASSISTANT COACH | FIRST SEASON

Allison Whitworth joined the Bulldog soccer program on March 4, 2019, after serving as head women's soccer coach at Spring Hill College in Mobile, Alabama, since 2016. She moved into the senior woman administrator role in December 2017.

The Birmingham, Alabama, native had an impressive athletic and academic career at Auburn University before becoming the first Tiger drafted into a professional league.

Whitworth set the Tigers' career record with 356 saves, which still ranks second in school history. Her 132 saves in her senior season led the SEC and still stands as Auburn's single-season record. She collected 22 career shutouts, which is second in school history, including eight in each of her final two seasons on the way to All-SEC selections as a junior (Second Team) and senior (First Team).

For her career, she won six SEC Defensive Player of the Week honors and saw the field in 73 matches with a 1.13 career goals against average. She was Auburn's women's sports nominee for the H. Boyd McWhorter Scholar-Athlete Post-Graduate Scholarship presented to the league's top scholar-athlete. She graduated summa cum laude in 2007 with a degree in psychology and minor in exercise science

before completing her master's degree in health promotion.

Prior to her time at Spring Hill, Whitworth served as the lead assistant and goalkeeper coach at Ohio and was the Bobcats' recruiting coordinator. In her three years at Ohio, Whitworth's keepers recorded 322 saves and 10 shutouts. In 2014, she served on staff with the Region II Olympic Development Program.

Whitworth's recruiting led to the signing of MAC All-Freshman Team selection Steph Rowland who led the team in five offensive categories in her freshman season while setting the Bobcats' freshman record with five goals. She also drew Vanessa Cordoba to Athens. Cordoba won a gold medal at the Bolivarian Games in 2015 as the goalkeeper for the Colombian U-20 National Team.

She began her coaching career at Middle Tennessee where she was an assistant for two seasons. The Blue Raiders went 24-14-1 in that span while recording 14 shutouts and claiming a share of the 2012 Sun Belt Conference regular-season championship. The 2012 squad finished with the second-best record in program history. At Middle Tennessee, Whitworth recruited goalkeeper Kelsey Brouwer who finished her career holding school records for wins and shutouts.

Brouwer was second in school history in career saves and won the C-USA Spirit of Service Award in 2013.

Whitworth's professional career included three seasons in the Women's Professional Soccer League. She was drafted in 2009 by FC Gold Pride as the 54th overall pick before playing with both the Atlanta Beat and Chicago Red Stars.



PEYTON YORK

STUDENT ASSISTANT COACH | FIRST SEASON

Peyton York initially joined the Mississippi State soccer program as a student-athlete in the 2018 signing class, but was sidelined throughout the season due to injury. She moved into her current role as a student assistant coach prior to the 2019 season.

York came to Starkville after a standout career at Prosper High School where she collected 54 career shutouts in just three seasons, including 22 as a sophomore on her way to being named Co-Goalkeeper of the Year in 2015-16.

On the club circuit, she registered 50 shutouts for Solar SC from 2012-17 and earned National Goalkeeper of the Year honors in 2013.

The Prosper, Texas, native has a variety of volunteer coaching experience, including instruction at MSU soccer camps the past two summers. She has coached in the youth recreation league in her hometown and offered private training sessions in the past.

York has worked striker and goalkeeper camps for In the Box Soccer in Texas for three years as well as U.K. Elite Soccer Camps.

During the 2018 spring season, York took on the responsibilities of

mentoring early enrollees Katie Moore and Emily Samisch while leading the goalkeeper workouts until head coach James Armstrong added Allison Whitworth to the staff as a volunteer assistant.

In her collegiate career, York earned recognition on the 2018 Fall SEC Honor Roll. She landed on the principal's honor roll all four years of high school and earned all-state academic honors in 2015-16. She was a member of the National Honor Society in high school and volunteered with the Special Olympics and JDRF Walk to Cure Diabetes.

The daughter of John and Keisha York is majoring in biochemistry and has two brothers, Cade and Carson.



GERI SIUDZINSKI

COORDINATOR OF SOCCER OPERATIONS | SECOND SEASON

Geri Siudzinski enters her second year as coordinator of soccer operations in 2019. Siudzinski came to Starkville after spending two seasons as a graduate assistant coach at NCAA Division II Ashland University in Ashland, Ohio.

At AU, she became well-versed in recruiting prospective student-athletes and selling the unique features and benefits of the school's program and institution. In her two seasons, the Eagles compiled a 22-8-6 record and finished second in their league both years.


Aside from her work at Ashland, Siudzinski played a vital role in Ohio's club soccer scene. She served as a coach for Internationals Soccer Club in Medina from June 2017-January 2018 and coached Sylvania's Pacesetter Soccer Club from May 2014-June 2016. With both clubs, she generated, designed and implemented training sessions for each specific team while leading training sessions geared toward development and excellence of technique on the ball. Siudzinski also traveled, planned and coached specific teams throughout the season.

She also gained experience as an assistant in the Ohio North Olympic Development program from November 2016-January 2018, where she created and ran training sessions for all different age groups. Siudzinski was also an assistant for two years at the Toledo Football Academy.

Siudzinski currently holds a United States Soccer Federation "E" License.

Prior to starting her coaching career, the Perrysburg, Ohio, native was a standout at the University of Toledo, where she served as one of the team's captains and recorded six assists in 21 games as a senior in 2015. In 80 career matches with the Rockets, she netted five goals and added 12 assists.

Siudzinski was also a standout in the classroom at Toledo, earning Ohio Collegiate Soccer Association Academy All-Ohio Team and Mid-American Conference Academic Honor Roll accolades in addition to spending four semesters on the Dean's List. She graduated in May 2016 from UT with a bachelor of science in Public Health and completed her master's degree in business administration from Ashland in May 2018.



BULLDOGS REVIEW A SEASON FOR THE RECORD BOOKS

STRONG START

Mississippi State opened the season with seven straight wins, its best start since the Bulldogs went 8-0-0 to open the 2009 campaign. Combined with the end of the 2017 season, MSU won eight straight matches, tying the longest unbeaten streak in program history.

State's 7-0-0 non-conference record marked the first time the Bulldogs won every non-conference match since 2012. Over the past three seasons, MSU is now unbeaten in its last 15 regular-season, non-conference matches.

MSU opened the year with consecutive shutouts against Southern Miss and at Stephen F. Austin. The Bulldogs scored within the first five minutes in both matches. MaKayla Waldner tallied the game-winning goal in both games, pulling her into a tie for the MSU career record with Meredith Riekert (7).

State finished with a 21-2 edge in shots against the Golden Eagles, on its way to tying the largest opening night win since the Bulldogs beat Tulane 5-1 in 2001. In 2008, MSU knocked off Mississippi Valley State, 3-0, to open the year. The clean sheet against SFA marked the Bulldogs' third consecutive shutout which was the longest streak since 2012 when State shut out six straight opponents.

The Bulldogs claimed the first of their two signature wins over RPI Top 20 teams in August. State traveled to Memphis, and handed the Tigers a 5-2 loss. MSU scored five goals on just six shots.

The shutouts returned in a 3-0 win over South Alabama that gave the Bulldogs consecutive seasons with a 4-0-0 start for the first time. State's defense followed that performance with its fourth shutout of the season while holding Central Arkansas to just two shots and none on goal. Carly Mauldin landed on the ESPNW top plays of the week for a diving header against the Bears.

MSU posted two more shutouts to close the non-conference schedule with six clean sheets in seven matches. That put Rhylee DeCrane in a tie for second in school history in single-season shutouts.

THE ROAD TO THE RANKINGS


State was one of the final eight teams in the nation to have won all of its games. A 7-0-0 Bulldog squad ran into a ranked 7-0-0 Auburn team to open the SEC schedule. The No. 9/15 Tigers claimed a 3-0 victory to give MSU its first setback of the year. The Bulldogs found themselves trailing for the first time in 675:23 dating back to 2017.

MSU returned home to host No. 13/6 South Carolina in front a school-record 1,402 fans. Zakirah McGillivray sent the fans home happy with 2-1 overtime victory. The win was MSU's first over a ranked team since Oct. 11, 2015, when State beat No. 20 Kentucky, 3-0. The Bulldogs snapped South Carolina's 24-match unbeaten streak in SEC play, handing the Gamecocks their first loss since 2015. Rhylee DeCrane made a season-high six saves while only conceding on a penalty kick.

The Bulldogs lost a heartbreaker at No. 19/14 Tennessee when the Lady Vols found the back of the net in the 87th minute for the game's only goal. DeCrane had saved a penalty kick earlier in the match to keep it scoreless.

With an 8-2-0 record, State picked up its first ranking in program history at No. 19 in the TopDrawer-Soccer.com poll on Sept. 24.

State then snapped a five-match losing streak to Florida with a 0-0 draw giving DeCrane her seventh shutout of the year to tie the MSU single-season record. That draw was enough to earn the Bulldogs their first ranking in the United Soccer Coaches' poll at No. 25 on Oct. 2.



ZAKIRAH MCGILLIVRAY TIED THE SINGLE-SEASON GAME-WINNING GOALS RECORD.

APPROACHING ORANGE BEACH

The Bulldogs dropped a hard-fought defensive battle at No. 19/15 Vanderbilt. The eventual SEC Regular Season Champions scored the lone goal of the match in the 76th minute. State had two chances to even the match.

In the 81st minute, Brooke McKee took a free kick from 30 yards out and struck it hard but left of the post. With 30 seconds left to play, Waldner broke free for a one-on-one opportunity with the keeper, but was called back for being offside. MSU was offside five times in the match. The loss marked the first time since 2015 that MSU had been shutout in three consecutive matches.

The Bulldogs bounced back in impressive fashion with a 5-2 victory against Alabama, including four first-half goals. Along the way, Hailey Zerbel became the first Bulldog ever to record three assists in an SEC game.

Four different MSU players scored in the match, and McGillivray's tally stood as the game-winner, giving her sole possession of the MSU freshman record for game-winners. It also tied Waldner's single-season record (5) set in 2017.

The Bulldogs' win guaranteed that they would finish the season above .500, marking just the second pair of consecutive winning seasons in school history (1996-97).

With a 2-3-1 record in the league, MSU was in position to qualify for the SEC Tournament for the first time since 2014. The Bulldogs had also climbed to No. 23 in the United Soccer Coaches' poll.

CLOSING THE CAMPAIGN

MSU saw a berth to Orange Beach slip away as it ended the regular season 0-4-1 in its final five games. After a scoreless first half, the Bulldogs dropped a 2-1 decision at No. 6/4 Texas A&M. The Aggies finished the match with 26 shots, the most the Bulldogs allowed all year. MSU responded with 21 attempts of its own, including six in the final three minutes.

DeCrane finally broke the single-season shutout record in a 0-0 draw with Arkansas while making four shots. State appeared to have won the game in the 107th minute. Miranda Carrasco sent a long ball into the back side of the box where a diving Carly Mauldin headed it past the keeper. The crowd began to celebrate, but the Bulldogs were called offside.

Two second-half goals did the Dawgs in in Oxford, Mississippi, as Ole Miss claimed the Magnolia Cup for the 14th time. State conceded in the 67th and 70th minutes. The Bulldogs outshot Ole Miss, 18-10 and put eight shots on target. MSU won eight corners to the Rebels' two, but couldn't find the net.

State entered the regular-season finale with LSU needing a win and some help around the conference to make the SEC Tournament. McGillivray gave the Bulldogs a lead in the 11th minute, but it would not hold up as MSU dropped a 2-1 decision despite outshooting the Tigers 27-8.

The Bulldogs rallied in the final 30 minutes of the match, looking for an equalizer. Courtney Robicheaux took seven of her career-high eight shots in that span. Twice, it looked like she had evened the score, but she narrowly missed her target.



STATE WON ITS FIRST GAME OVER A RANKED OPPONENT SINCE 2015.

BULLDOGS REVIEW A SEASON FOR THE RECORD BOOKS

THE TOURNAMENT AWAITS

The Bulldogs could only watch and wait as conference tournaments played out across the nation, but State had built a strong resume for an at-large berth to the NCAA Tournament.

State's strength of schedule was a huge boost to the Bulldogs RPI and helped build their case for the national tournament. MSU played the toughest schedule in the country this year according to NCAA Statistics with an opponents' win percentage of .676.

The Bulldogs faced a conference slate with an average opponents' RPI of 28.9, the highest in the SEC. State's opponents' strength of schedule rated fifth in the country. Meanwhile, the SEC boasted the highest average RPI of any conference (48.9) along with six teams in the top 25.

State proved they could play with the best members of their conference on multiple occasions. MSU played both Florida and Arkansas to scoreless ties before the Razorbacks and Gators met in the SEC Tournament semifinals.

MSU was impressive even in how it lost games. The average RPI of its losses was 20, and four of its losses came by just one goal.

MSU entered the season with a roster that was tied for the most freshmen in the conference. The Bulldogs brought in 15 newcomers to pair with a dozen returners for the 2018 campaign. However, the younger players made an impressive impact on the season. McGillivray led the Bulldogs with 17 points and earned SEC All-Freshman Team honors for her efforts. Newcomers accounted for 44.6 percent of MSU's scoring (41 of 92 points), which led all SEC programs.

DANCING DAWGS

For the first time in program history, Mississippi State's soccer team earned a berth in the NCAA Tournament. State hosted ASUN Conference champions Lipscomb on Nov. 9, but lost the historic match, 0-1, in the second overtime.

In the 109th minute, Lipscomb got a free kick from midfield. The service from Dominique Diller glanced off Justis Bailey and into the net to end the game.

The Bulldogs outshot the Lady Bisons, 28-8, and had two goals waved off in the match. State took a season-high 13 corner kicks.

In the 21st minute, junior Hailey Zerbel took a free kick and sent the ball into the box for senior Carly Mauldin. Mauldin's header snuck past the goalkeeper, and the stands erupted, but the Bulldogs were called offside.

Then, in the 73rd minute, the Bulldogs won a corner kick and appeared to score on junior MaKayla Waldner's header. Instead, MSU was called for goaltender interference.

The Bulldogs held Lipscomb without a shot for the first 50 minutes of the contest, and allowed just six through regulation. In the 93rd minute, freshman Zakirah McGillivray nearly repeated her game-winning goal from earlier in the year against South Carolina, but this time the keeper got just enough of the ball to push it over the bar.



THE BULLDOGS EARNED THEIR FIRST NCAA TOURNAMENT BID.

“ONE WORD THAT CAME UP A LOT THIS SEASON WAS HISTORIC. THIS PROGRAM IS ON THE RISE, AND IT'S ONLY GOING TO GET BETTER FROM HERE. I'M BUMMED I'M NOT GOING TO BE HERE TO SEE IT GET TO ITS FULL POTENTIAL, BUT THIS IS A GOOD TEAM THAT IS GOING TO DO GREAT IN YEARS TO COME.”

— COURTNEY ROBICHEAUX | CLASS OF 2018 —

RECORDS AND RANKINGS

The Bulldogs finished at No. 17 in the final RPI rankings of the season.

MSU allowed 17 goals this season, the fewest in program history. The Bulldogs allowed 0.91 goals per game, which was second only to the 2003 season when State posted a 0.86 mark (18 goals over 20 games). The Bulldog defense held opponents to a program-record 11.5 shots per game. The previous record was 12.0 set in both 2015 and 2017. That same defense kept shots away from the net as the Bulldogs finished the year with their lowest save total in program history.

On the offensive end of the field, MSU recorded its highest shots per game mark in school history, averaging 18.44. Bulldogs fired 332 total shots which was second only to the 1996 campaign's 342. The Bulldogs scored 32 goals, which ranks fifth in school history. MSU's plus-15 goal differential was second in program history. The 1996 team finished plus-27.

In addition to her shutouts record, DeCrane broke the MSU single-season goals against average record, turning in a 0.86 GAA. Her nine wins were tied for second in a single season. DeCrane's 132 career saves put her ninth all-time, and her 1.37 career goals against average is third.

McGillivray led MSU with 17 points and eight goals. McGillivray's goals were the most by a Bulldog freshman since Jessi Moore scored 11 in 2001 and tied for eighth all-time in a single-season. McGillivray also led the SEC with a .643 shots on goal percentage through the regular season.

Waldner moved up to a tie for second with seven career game-winning goals. She needs two in 2019 to tie Meredith Riekert (1995-98) for the school record. Waldner is also fourth in school history with 146 shots and fifth in shots on goal (64).

Carrasco recorded seven assists which ranks tied for third in MSU freshman history and tied for seventh in a single season.

Second Team All-SEC selection Mauldin started every match of her career and finished tied for seventh in program history with 72 starts. The senior's 6,545 career minutes are fifth all-time.

McKee finished her career tied for 10th with 12 goals and sixth in goals per game (0.91) for her career.

Robicheaux played all but 48 minutes of SEC play over her four years in Starkville. She led MSU in minutes this year and finished her career ranked eighth all-time with 6,235 minutes.

A NEW CHAPTER BEGINS

Former head coach Tom Anagnost resigned on Jan. 4, 2019, and James Armstrong was named the sixth head coach of the MSU soccer program two weeks later.

Armstrong comes to Starkville from Auburn where he spent the last six years, including two seasons as the Tigers' associate head coach. In his tenure on The Plains, Auburn made the NCAA Tournament in five straight years, advanced to the second round four times, made two trips to the Sweet 16 and finished in the Elite Eight in 2016.

Armstrong oversaw some of the most productive offensive seasons in program history while working with the Tigers' forwards and midfielders and serving as recruiting coordinator. In six years, Auburn totaled 215 goals. In that same span, MSU collected 134. Armstrong helped produce four of the top eight single-season assist totals and two of the top seven single-season goal and point totals in program history.

In his first spring leading the program, the Bulldogs went 2-0-1 in exhibition play.

MSU tied with Memphis, 1-1, in its first spring game with Carrasco scoring the lone goal. State then claimed a 3-2 victory over SEC-foe Florida. Niah Johnson scored twice and assisted on a goal from Olivia Hernandez.

A hat trick from AK Ward helped close the spring with a 4-3 win against Southern Miss. Hernandez scored the game-winning goal in the 85th minute.

MATCH RESULTS/SCORING

DATE	OPPONENT	RESULT	MSU SCORING (ASSIST) - TIME	DATE	OPPONENT	RESULT	MSU SCORING (ASSIST) - TIME
8/9	at Wisconsin (Exh.)	L 0-2	None	9/9	LOUISIANA TECH	W 3-0	B. McKee (M. Carrasco) - 60:03 C. Robicheaux (B. McKee, M. Kamley) - 66:35 N. Johnson (G. Coleman) - 67:34
8/11	at Marquette (Exh.)	W 1-0	G. Coleman (unassisted) - 67:37	9/14	at No. 9/17 Auburn*	L 0-3	None
8/16	SOUTHERN MISS	W 3-0	M. Waldner (C. Mauldin) - 3:10 G. Coleman (A. Ward) - 30:07 G. Coleman (M. Carrasco) - 80:29	9/20	No. 13/6 S. CAROLINA*	W 2-1 (OT)	N. Johnson (penalty kick) - 52:25 Z. McGillivray (B. McKee) - 93:15
8/19	at Stephen F. Austin	W 3-0	M. Waldner (unassisted) - 0:56 M. Waldner (M. Carrasco) - 31:39 B. McKee (M. Carrasco) - 52:40	9/23	at No. 19/14 Tennessee*	L 0-1	None
8/23	at Memphis	W 5-2	B. McKee (Z. McGillivray) - 1:10 M. Waldner (M. Carrasco) - 50:25 A. Ward (unassisted) - 55:42 C. Mauldin (penalty kick) - 74:23 Z. McGillivray (unassisted) - 80:59	9/27	FLORIDA*	T 0-0 (2OT)	None
8/26	at South Alabama	W 3-0	Z. McGillivray (G. Coleman) - 35:59 M. Waldner (A. Ward) - 50:33 N. Johnson (M. Karnley) - 68:42	10/4	at No. 19/15 Vanderbilt*	L 0-1	None
8/30	CENTRAL ARKANSAS	W 2-0	Z. McGillivray (unassisted) - 18:30 C. Mauldin (M. Carrasco) - 25:10	10/7	ALABAMA*	W 5-2	N. Johnson (B. McKee, H. Zerbel) - 2:49 C. Mauldin (B. McKee, H. Zerbel) - 24:37 Z. McGillivray (O. Hernandez, C. Robicheaux) - 26:40 C. Mauldin (H. Zerbel, M. Carrasco) - 35:17 M. Waldner (N. Johnson) - 66:51
9/2	AUSTIN PEAY	W 4-0	Z. McGillivray (unassisted) - 7:06 Z. McGillivray (unassisted) - 27:05 G. Coleman (M. Karnley) - 38:01 M. Waldner (M. Karnley) - 70:52	10/12	at Texas A&M*	L 1-2	B. McKee (H. Farrington-Bentil) - 89:03
				10/18	ARKANSAS*	T 0-0 (2OT)	None
				10/21	at Ole Miss*	L 0-2	None
				10/25	LSU*	L 1-2	Z. McGillivray (unassisted) - 7:49
				11/9	LIPSCOMB¹	L 0-1 (2OT)	None

RECORD: 9-7-2 (2-6-2 SEC)
Home: 4-5-1 | Away: 3-3-0 | Neutral: 1-3-0

MATCH-BY-MATCH STARTERS

DATE	OPPONENT	GK	1	2	3	4	5	6	7	8	9	10	FORM
8/9	at Wisconsin (Exh.)	DeCrane	Zerbel	Malebranche	Robicheaux	Carrasco	Coleman	Mauldin	Hernandez	Waldner	McKee	Johnson	4-3-3
8/11	at Marquette (Exh.)	DeCrane	Zerbel	Malebranche	Robicheaux	Carrasco	Ward	Mauldin	Hernandez	Waldner	McKee	McGillivray	4-3-3
8/16	SOUTHERN MISS	DeCrane	Zerbel	Malebranche	Robicheaux	Carrasco	Ward	Mauldin	Hernandez	McGillivray	McKee	Waldner	4-3-3
8/19	at Stephen F. Austin	DeCrane	Robicheaux	Malebranche	Carrasco	Zerbel	Ward	Mauldin	Hernandez	Farrington-Bentil	McKee	Waldner	3-4-3
8/23	at Memphis	DeCrane	Robicheaux	Malebranche	Carrasco	Zerbel	Ward	Mauldin	Hernandez	McGillivray	McKee	Waldner	3-4-3
8/26	at South Alabama	DeCrane	Robicheaux	Malebranche	Carrasco	Zerbel	Ward	Galceran	Mauldin	Hernandez	Waldner	McKee	3-5-2
8/30	CENTRAL ARKANSAS	DeCrane	Robicheaux	Malebranche	Carrasco	Zerbel	Ward	Mauldin	Hernandez	McGillivray	McKee	Waldner	3-4-3
9/2	AUSTIN PEAY	DeCrane	Robicheaux	Malebranche	Carrasco	Zerbel	Ward	Mauldin	Hernandez	McGillivray	McKee	Waldner	3-4-3
9/9	LOUISIANA TECH	DeCrane	Robicheaux	Malebranche	Carrasco	Zerbel	Ward	Mauldin	Hernandez	McGillivray	McKee	Waldner	3-4-3
9/14	at No. 9/17 Auburn*	DeCrane	Robicheaux	Malebranche	Carrasco	Zerbel	Ward	Mauldin	Hernandez	Coleman	McKee	Waldner	3-4-3
9/20	No. 13/6 S. CAROLINA*	DeCrane	Robicheaux	Zerbel	Malebranche	Carrasco	McGillivray	Mauldin	Ward	Hernandez	McKee	Waldner	4-4-2
9/23	at Tennessee*	DeCrane	Zerbel	Robicheaux	Malebranche	Carrasco	McGillivray	Mauldin	Johnson	Farrington-Bentil	McKee	Waldner	4-4-2
9/27	FLORIDA*	DeCrane	Robicheaux	Zerbel	Malebranche	Carrasco	Johnson	Mauldin	Ward	McGillivray	McKee	Waldner	4-3-3
10/4	at Vanderbilt*	DeCrane	Robicheaux	Zerbel	Malebranche	Carrasco	McGillivray	Galceran	Mauldin	Hernandez	McKee	Waldner	4-4-2
10/7	ALABAMA*	DeCrane	Robicheaux	Zerbel	Malebranche	Carrasco	McGillivray	Johnson	Mauldin	Hernandez	McKee	Waldner	4-4-2
10/12	at Texas A&M*	DeCrane	Zerbel	Robicheaux	Malebranche	Carrasco	McGillivray	Johnson	Mauldin	Hernandez	McKee	Waldner	3-5-2
10/18	ARKANSAS*	DeCrane	Robicheaux	Zerbel	Malebranche	Carrasco	Johnson	McGillivray	Mauldin	Farrington-Bentil	Waldner	Hernandez	4-3-3
10/21	at Ole Miss*	DeCrane	Robicheaux	Zerbel	Malebranche	Carrasco	Johnson	Ward	Mauldin	Waldner	McKee	McGillivray	4-3-3
10/25	LSU*	DeCrane	Robicheaux	Zerbel	Carrasco	Hernandez	Johnson	Mauldin	Tyrrell	Waldner	McKee	McGillivray	3-4-3
11/9	LIPSCOMB¹	DeCrane	Robicheaux	Zerbel	Carrasco	Hernandez	Johnson	Mauldin	Tyrrell	Waldner	McKee	McGillivray	3-4-3



2018 INDIVIDUAL OVERALL STATS

#	NAME	GP-GS	MIN	G	A	PTS	SH	SH%	SOG	SOG%	YC-RC	GW	PK-ATT
99	Zakirah McGillivray	18-15	1155	8	1	17	48	.167	28	.583	1-0	5	0-0
10	MaKayla Waldner	18-18	1324	7	0	14	56	.125	23	.411	0-0	2	0-0
9	Brooke McKee	17-17	1077	4	4	12	40	.100	19	.475	0-0	1	0-0
25	Carly Mauldin	18-18	1568	4	1	9	35	.114	11	.314	3-0	0	1-2
14	Niah Johnson	18-8	1044	4	1	9	18	.222	8	.444	1-0	0	1-1
8	Gabriella Coleman	18-1	455	3	2	8	19	.158	5	.263	0-0	0	0-0
15	Miranda Carrasco	18-18	1597	0	7	7	9	.000	6	.667	1-0	0	0-0
5	AK Ward	17-11	565	1	2	4	8	.125	5	.625	0-0	1	0-0
20	Monigo Karnley	16-0	394	0	4	4	10	.000	3	.300	0-0	0	0-0
18	Courtney Robicheaux	18-18	1616	1	1	3	18	.056	4	.222	1-0	0	0-0
4	Hailey Zerbel	18-18	1361	0	3	3	8	.000	3	.375	1-0	0	0-0
26	Olivia Hernandez	18-15	832	0	1	1	10	.000	4	.400	1-0	0	0-0
27	Hailey Farrington-Bentil	18-3	566	0	1	1	8	.000	2	.250	1-0	0	0-0
3	Andrea Tyrrell	18-2	766	0	0	0	21	.000	11	.524	0-0	0	0-0
12	Laura Galceran	15-2	446	0	0	0	10	.000	3	.300	0-0	0	0-0
11	Sam Blanchard	13-0	406	0	0	0	5	.000	0	.000	0-0	0	0-0
24	Kristen Malebranche	17-16	1304	0	0	0	3	.000	0	.000	0-0	0	0-0
17	Megan Henry	12-0	241	0	0	0	3	.000	1	.333	0-0	0	0-0
6	Liz Fogarty	5-0	71	0	0	0	3	.000	1	.333	0-0	0	0-0
23	Hayden Oswalt	3-0	19	0	0	0	0	.000	0	.000	0-0	0	0-0
21	Tianna Harris	2-0	12	0	0	0	0	.000	0	.000	0-0	0	0-0
16	Jen Huckaby	2-0	10	0	0	0	0	.000	0	.000	0-0	0	0-0
2	Zoe Smith	2-0	8	0	0	0	0	.000	0	.000	0-0	0	0-0
0	Rhylee DeCrane	18-18	1675	0	0	0	0	.000	0	.000	2-0	0	0-0
TOTALS		18	18512	32	28	92	332	.096	137	.413	15-0	9	2-3
OPPONENT		18	-	17	15	49	207	.082	75	.362	13-1	7	1-2

DATE	OPPONENT	GP-GS	MIN	GA	GAA	SV	SV%	W	L	T	SO
0	Rhylee DeCrane	18-18	1675:06	16	0.86	55	.775	9	7	2	8
6	Liz Fogarty	1-0	7:23	1	12.19	0	.000	0	0	0	0
	TEAM		0:00	0	0.00	3	1.000	0	0	0	0
TOTALS		18	1682:29	17	0.91	58	.773	9	7	2	8
OPPONENT		18	1682:29	32	1.71	105	.766	7	9	2	7

2018 INDIVIDUAL CONFERENCE STATS

#	NAME	GP-GS	MIN	G	A	PTS	SH	SH%	SOG	SOG%	YC-RC	GW	PK-ATT
99	Zakirah McGillivray	10-9	564	3	0	6	23	.130	15	.652	0-0	2	0-0
14	Niah Johnson	10-7	693	2	1	5	9	.222	5	.556	0-0	0	1-1
9	Brooke McKee	9-9	657	1	3	5	22	.045	10	.455	0-0	0	0-0
25	Carly Mauldin	10-10	935	2	0	4	21	.095	6	.286	1-0	0	0-1
4	Hailey Zerbel	10-10	892	0	3	3	4	.000	2	.500	1-0	0	0-0
10	MaKayla Waldner	10-10	744	1	0	2	28	.036	9	.321	0-0	0	0-0
18	Courtney Robicheaux	10-10	943	0	1	1	13	.000	2	.154	1-0	0	0-0
26	Olivia Hernandez	10-7	411	0	1	1	8	.000	4	.500	0-0	0	0-0
15	Miranda Carrasco	10-10	911	0	1	1	8	.000	5	.625	1-0	0	0-0
27	Farrington-Bentil, H	10-2	371	0	1	1	7	.000	1	.143	0-0	0	0-0
3	Andrea Tyrrell	10-1	434	0	0	0	12	.000	7	.583	0-0	0	0-0
12	Laura Galceran	8-1	226	0	0	0	5	.000	1	.200	0-0	0	0-0
8	Gabriella Coleman	10-1	196	0	0	0	5	.000	0	.000	0-0	0	0-0
20	Monigo Karnley	8-0	184	0	0	0	3	.000	0	.000	0-0	0	0-0
17	Megan Henry	5-0	103	0	0	0	1	.000	0	.000	0-0	0	0-0
5	AK Ward	9-4	220	0	0	0	1	.000	1	1.000	0-0	0	0-0
24	Kristen Malebranche	10-9	759	0	0	0	0	.000	0	.000	0-0	0	0-0
23	Hayden Oswalt	2-0	936	0	0	0	0	.000	0	.000	0-0	0	0-0
11	Sam Blanchard	5-0	90	0	0	0	0	.000	0	.000	0-0	0	0-0
6	Liz Fogarty	1-0	13	0	0	0	0	.000	0	.000	0-0	0	0-0
0	Rhylee DeCrane	10-10	936	0	0	0	0	.000	0	.000	2-0	0	0-0
TOTALS		18	18512	32	28	92	332	.096	137	.413	15-0	9	1-2
OPPONENT		18	-	17	15	49	207	.082	75	.362	13-1	7	1-2

DATE	OPPONENT	GP-GS	MIN	GA	GAA	SV	SV%	W	L	T	SO
0	Rhylee DeCrane	10-10	935:52	13	1.25	40	.755	2	6	2	2
6	Liz Fogarty	1-0	7:23	1	12.19	0	.000	0	0	0	0
	TEAM		0:00	0	0.00	2	1.000	0	0	0	0
TOTALS		10	943:15	14	1.34	42	.750	2	6	2	2
OPPONENT		10	943:15	9	0.86	59	.868	6	2	2	6

2018 SEASON REVIEW

2018 TEAM STATS

SHOT STATISTICS	MSU	OPP
Goals - Shot Attempts	32-332	17-207
Goals Per Game	1.78	0.94
Shot Percentage	.096	.082
Shots on Goal - Attempts	137-332	75-207
SOG Percentage	.413	.362
Shots Per Game	18.4	11.5
Assists	28	15

MISCELLANEOUS STATISTICS	MSU	OPP
Corner Kicks	96	62
Penalty Kicks	2-3	1-2
Offsides	39	35

PENALTIES	MSU	OPP
Fouls	203	176
Yellow Cards	15	13
Red Cards	0	1

ATTENDANCE	MSU	OPP
Total	6,831	9,006
Dates / Average Per Date	10 / 683	8 / 1,126

GOALS BY PERIOD	1	2	OT	2OT	TOTAL
Mississippi State	16	15	1	0	32
Opponent	5	11	0	1	17

SHOTS BY PERIOD	1	2	OT	2OT	TOTAL
Mississippi State	153	170	7	2	332
Opponent	79	116	5	7	207

SAVES BY PERIOD	1	2	OT	2OT	TOTAL
Mississippi State	22	33	1	2	58
Opponent	55	46	3	1	105

CORNERS BY PERIOD	1	2	OT	2OT	TOTAL
Mississippi State	45	49	2	0	96
Opponent	25	31	4	2	62

FOULS BY PERIOD	1	2	OT	2OT	TOTAL
Mississippi State	87	105	7	4	203
Opponent	84	86	3	3	176

OFFSIDES BY PERIOD	1	2	OT	2OT	TOTAL
Mississippi State	21	17	0	1	39
Opponent	21	14	0	0	35

2018 TEAM GAME-BY-GAME

DATE	OPPONENT	SCORE	G	A	PTS	SH	SH%	SOG	SOG%	YC	RC	GW	PK-ATT
Aug 16, 2018	SOUTHERN MISS.	3-0	3	3	9	21	.143	9	.429	1	0	1	0-0
Aug 19, 2018	at Stephen F. Austin	3-0	3	2	8	20	.150	11	.550	1	0	1	0-0
Aug 23, 2018	at Memphis	5-2	5	2	12	6	.833	6	1.000	1	0	1	1-1
Aug 26, 2018	at South Alabama	3-0	3	3	9	25	.120	7	.280	3	0	1	0-0
Aug 30, 2018	CENTRAL ARKANSAS	2-0	2	1	5	18	.111	9	.500	0	0	1	0-0
Sep 02, 2018	AUSTIN PEAY	4-0	4	2	10	19	.211	10	.526	0	0	1	0-0
Sep 09, 2018	LOUISIANA TECH	3-0	3	4	10	25	.120	10	.400	0	0	1	0-0
Sep 14, 2018	at Auburn	0-3	0	0	0	20	.000	6	.300	0	0	0	0-0
Sep 20, 2018	SOUTH CAROLINA	2-1	2	1	5	12	.167	4	.333	0	0	1	1-2
Sep 23, 2018	at Tennessee	0-1	0	0	0	10	.000	6	.600	1	0	0	0-0
Sep 28, 2018	FLORIDA	0-0	0	0	0	15	.000	2	.133	1	0	0	0-0
Oct 04, 2018	at Vanderbilt	0-1	0	0	0	7	.000	1	.143	0	0	0	0-0
Oct 07, 2018	ALABAMA	5-2	5	9	19	23	.217	13	.565	1	0	1	0-0
Oct 12, 2018	at Texas A&M	1-2	1	1	3	22	.045	9	.409	2	0	0	0-0
Oct 18, 2018	ARKANSAS	0-0	0	0	0	16	.000	11	.688	1	0	0	0-0
Oct 21, 2018	at Ole Miss	0-2	0	0	0	18	.000	8	.444	2	0	0	0-0
Oct 25, 2018	LSU	1-2	1	0	2	27	.037	8	.296	0	0	0	0-0
Nov 09, 2018	LIPSCOMB	0-1	0	0	0	28	.000	7	.250	1	0	0	0-0
TOTALS		32-17	32	28	92	332	.096	137	.413	15	0	9	2-3
OPPONENT			17	15	49	207	.082	75	.362	13	1	7	1-2

DATE	OPPONENT	SCORE	MIN	GA	GAA	SV	SV%	W	L	T	SO
Aug 16, 2018	SOUTHERN MISS.	3-0	90:00	0	0.00	1	1.000	1	0	0	1
Aug 19, 2018	at Stephen F. Austin	3-0	90:00	0	0.00	1	1.000	1	0	0	1
Aug 23, 2018	at Memphis	5-2	90:00	2	0.67	6	.750	1	0	0	-
Aug 26, 2018	at South Alabama	3-0	90:00	0	0.50	3	1.000	1	0	0	1
Aug 30, 2018	CENTRAL ARKANSAS	2-0	90:00	0	0.40	0	.000	1	0	0	1
Sep 02, 2018	AUSTIN PEAY	4-0	90:00	0	0.33	2	1.000	1	0	0	1
Sep 09, 2018	LOUISIANA TECH	3-0	90:00	0	0.29	1	1.000	1	0	0	1
Sep 14, 2018	at Auburn	0-3	90:00	3	0.62	4	.571	0	1	0	-
Sep 20, 2018	SOUTH CAROLINA	2-1	93:15	1	0.66	6	.857	1	0	0	-
Sep 23, 2018	at Tennessee	0-1	90:00	1	0.70	4	.800	0	1	0	-
Sep 28, 2018	FLORIDA	0-0	110:00	0	0.62	3	1.000	0	0	1	1
Oct 04, 2018	at Vanderbilt	0-1	90:00	1	0.65	4	.800	0	1	0	-
Oct 07, 2018	ALABAMA	5-2	90:00	2	0.75	1	.333	1	0	0	-
Oct 12, 2018	at Texas A&M	1-2	90:00	2	0.84	8	.800	0	1	0	-
Oct 18, 2018	ARKANSAS	0-0	110:00	0	0.78	6	1.000	0	0	1	1
Oct 21, 2018	at Ole Miss	0-2	90:00	2	0.85	3	.600	0	1	0	-
Oct 25, 2018	LSU	1-2	90:00	2	0.92	3	.600	0	1	0	-
Nov 09, 2018	LIPSCOMB	0-1	109:14	1	0.91	2	.667	0	1	0	-
TOTALS		32-17	1682:29	17	0.91	58	.773	9	7	2	8
OPPONENT			1682:29	32	0.91	105	.766	7	9	2	7

FINAL POLLS

UNITED SOCCER COACHES

TEAM	RECORD	CONF
1. Florida St.	20-4-3	ACC
2. North Carolina	21-4-2	ACC
3. Stanford	21-1-2	Pac-12
4. Georgetown	21-1-3	Big East
5. UCLA	17-3-2	Pac-12
6. Southern California	17-2-3	Pac-12
7. Tennessee	16-3-3	SEC
8. Penn State	18-6-1	Big Ten
9. Baylor	20-6-0	Big 12
10. Duke	16-4-2	ACC
11. Virginia	16-5-1	ACC
12. Santa Clara	17-3-2	WCC
13. Texas A&M	17-5-1	SEC
14. West Virginia	15-4-4	Big 12
15. Wisconsin	14-4-4	Big Ten
16. Vanderbilt	16-4-1	SEC
17. South Carolina	14-6-1	SEC
18. LSU	13-7-4	SEC
19. South Florida	15-4-0	AAC
20. Texas	13-5-3	Big 12
21. Virginia Tech	11-8-3	ACC
22. NC State	11-7-4	ACC
23. Memphis	17-4-0	AAC
24. Texas Tech	14-5-3	Big 12
25. Wake Forest	9-9-2	ACC

RECEIVING VOTES: Washington State, Arizona, Boston College, BYU, Princeton, Clemson, Arkansas, Ole Miss, Minnesota, TCU, Kansas, Hofstra, Lipscomb, Rutgers, Colorado College, Central Connecticut State

TOP DRAWER SOCCER

TEAM	RECORD	CONF
1. Florida St.	20-4-3	ACC
2. North Carolina	21-4-2	ACC
3. Stanford	21-1-2	Pac-12
4. Georgetown	21-1-3	Big East
5. UCLA	17-3-2	Pac-12
6. Tennessee	16-3-3	SEC
7. Penn State	18-6-1	Big Ten
8. Baylor	20-6-0	Big 12
9. Virginia	16-5-1	ACC
10. Southern California	17-2-3	Pac-12
11. Texas A&M	17-5-1	SEC
12. Duke	16-4-2	ACC
13. Santa Clara	17-3-2	WCC
14. Wisconsin	14-4-4	Big Ten
15. West Virginia	15-4-4	Big 12
16. South Florida	15-4-0	AAC
17. Vanderbilt	16-4-1	SEC
18. South Carolina	14-6-1	SEC
19. LSU	13-7-4	SEC
20. Washington State	13-6-1	Pac-12
21. NC State	11-7-4	ACC
22. Arizona	13-6-2	Pac-12
23. Virginia Tech	11-8-3	ACC
24. Hofstra	16-6-1	CAA
25. Arkansas	14-5-4	SEC

OTHERS CONSIDERED: Minnesota, Texas Tech, Ole Miss, TCU, Kansas

RPI

TEAM	RECORD	CONF
1. Florida St.	20-4-3	ACC
2. Stanford	21-1-2	Pac-12
3. Georgetown	21-1-3	Big East
4. North Carolina	21-4-2	ACC
5. Baylor	20-6-0	Big 12
6. Southern California	17-2-3	Pac-12
7. UCLA	17-3-2	Pac-12
8. Tennessee	16-3-3	SEC
9. West Virginia	15-4-4	Big 12
10. Duke	16-4-2	ACC
11. Texas A&M	17-5-1	SEC
12. Santa Clara	17-3-2	WCC
13. Virginia	16-5-1	ACC
14. Penn State	18-6-1	Big Ten
15. Memphis	17-4-0	AAC
16. South Florida	15-4-0	AAC
17. Texas	13-5-3	Big 12
18. NC State	11-7-4	ACC
19. TCU	13-5-3	Big 12
20. Kansas	12-6-3	Big 12
21. South Carolina	14-6-1	SEC
22. Vanderbilt	16-4-1	SEC
23. Wisconsin	14-4-4	Big Ten
24. Mississippi State	9-7-2	SEC
25. Arizona	13-6-2	Pac-12

THE SOUTHEASTERN CONFERENCE



STANDINGS

	CONF	POINTS	OVERALL	HOME	ROAD	NEUTRAL	RPI
Vanderbilt	8-1-1	25	16-4-1	10-0-1	6-3-0	0-1-0	22
Tennessee	7-2-1	22	16-2-3	11-2-0	5-0-2	0-0-1	8
Texas A&M \$	6-3-1	19	17-5-1	13-1-0	3-3-1	1-1-0	11
Arkansas \$	6-3-1	19	14-5-4	10-1-1	1-4-1	3-0-2	29
Ole Miss \$	6-3-1	19	13-8-1	6-2-1	5-4-0	2-2-0	39
South Carolina \$	6-3-1	19	14-6-1	11-2-0	2-3-1	1-1-0	21
LSU	5-4-1	16	13-7-4	7-1-2	4-6-0	2-0-2	31
Florida	4-4-2	14	7-10-4	5-4-1	1-5-2	1-1-1	57
Auburn	4-5-1	13	12-6-2	8-3-0	4-3-1	0-0-1	34
Missouri	3-6-1	10	6-11-2	5-4-0	1-6-2	0-1-0	103
Mississippi State #	2-6-2	8	9-7-2	6-2-2	3-5-0	0-0-0	24
Alabama #	2-5-2	8	8-8-3	7-3-1	1-5-2	0-0-0	71
Georgia	1-6-3	6	4-9-5	3-2-5	0-6-0	1-1-0	130
Kentucky	1-9-0	3	5-14-0	4-6-0	1-8-0	0-0-0	173

*Top 10 teams qualified for SEC Tournament in Orange Beach, Ala.

\$ Tie broken by points earned against common opponents

Tie broken by head-to-head result

AWARDS AND HONORS

PRESEASON ALL-SEC WATCHLIST

Carly Mauldin
Brooke McKee
Courtney Robicheaux
MaKayla Waldner

ALL-SEC TEAMS

Carly Mauldin - Second Team
Zakirah McGilivray - All-Freshman

UNITED SOCCER COACHES ALL-REGION

Carly Mauldin - Third Team

SEC PLAYER OF THE WEEK

Zakirah McGilivray - Freshman - Aug. 27
Zakirah McGilivray - Freshman - Sept. 24

MSU RANKING HISTORY

	USC	TDS	RPI
Highest All-Time	--	18	2
Highest in 2018	23	18	2
Final in 2018			24
First USC Top 5 appearance			N/A
First USC Top 10 appearance			N/A
First USC Top 25 appearance		No. 25 on Oct. 2, 2018	
First TDS Top 5 appearance			N/A
First TDS Top 10 appearance			N/A
First TDS Top 25 appearance		No. 19 on Sept. 24, 2018	
First RPI Top 5 appearance		No. 2 on Sept. 17, 2018	
First RPI Top 10 appearance		No. 2 on Sept. 17, 2018	
First RPI Top 25 appearance		No. 2 on Sept. 17, 2018	

2018	USC	TDS	RPI
Preseason	NR	NR	--
Week 1	NR	NR	--
Week 2	RV	NR	--
Week 3	RV	NR	--
Week 4	RV	NR	--
Week 4	RV	NR	2
Week 6	RV	19	3
Week 7	25	18	8
Week 8	23	19	9
Week 9	25	25	10
Week 10	NR	RV	15
Week 11	NR	RV	19
Week 12	NR	NR	17
Final	NR	NR	24

GAME RECORDS

POINTS

NO.	OPPONENT	DATE
1. 38	Alabama A&M	Sept. 24, 2000
2. 27	McNeese State	Sept. 21, 2000
3. 23	vs. Nicholls State	Sept. 14, 2008
4. 22	Chattanooga	Oct. 16, 1997
22	Little Rock	Sept. 7, 2007
6. 19	Alabama	Oct. 7, 2018
7. 18	Colgate	Sept. 3, 2017
8. 17	Mississippi Valley State	Sept. 7, 2010
9. 15	South Alabama	Aug. 26, 2012
15	Jackson State	Sept. 15, 2013

GOALS

NO.	OPPONENT	DATE
1. 10	Alabama A&M	Sept. 24, 2000
2. 8	vs. Nicholls State	Sept. 14, 2008
8	McNeese State	Sept. 21, 1996
4. 7	Chattanooga	Oct. 29, 2000
7	Chattanooga	Oct. 16, 1996
6. 6	Colgate	Sept. 3, 2017
6	at Jacksonville State	Sept. 21, 2001
6	at Chattanooga	Sept. 21, 1997
6	Little Rock	Sept. 7, 1997
6	Belmont	Aug. 31, 1997
6	South Alabama	Sept. 18, 1996

ASSISTS

NO.	OPPONENT	DATE
1. 18*	Alabama A&M	Sept. 24, 2000
2. 10	Little Rock	Sept. 27, 1997
10	McNeese State	Sept. 21, 1996
4. 9	Alabama	Oct. 7, 2018
5. 8	Chattanooga	Oct. 16, 1996
6. 7	Samford	Aug. 26, 2000
7	Mississippi Valley State	Sept. 7, 2010
7	vs. Nicholls State	Sept. 14, 2008
7	Jackson State	Sept. 15, 2013
7	Chattanooga	Sept. 21, 1997

*SEC Record

SHOTS

NO.	OPPONENT	DATE
1. 43	Tennessee Tech	Nov. 2, 1997
2. 42	Miss. Valley State	Sept. 7, 2010
3. 39	Troy	Sept. 11, 2009
4. 39	Chattanooga	Oct. 16, 1996
5. 37	Northwestern State	Aug. 29, 2004
6. 36	Mississippi Valley State	Sept. 7, 2012
7. 34	Southeast Louisiana	Aug. 17, 2012
34	vs. Jackson State	Aug. 28, 2009
9. 32	East Tennessee State	Sept. 13, 2009
10. 30	Louisiana-Monroe	Aug. 31, 2012

CORNER KICKS

NO.	OPPONENT	DATE
1. 17	vs. Georgia Southern	Sept. 2, 2007
2. 15	Southeastern La.	Sept. 22, 1996
3. 14	UT Martin	Aug. 28, 2016
14	South Alabama	Sept. 12, 2014
14	Middle Tennessee	Aug. 31, 1996
6. 13	Lipscomb	Nov. 9, 2018
7. 12	Tennessee	Sept. 25, 2015
12	South Alabama	Aug. 21, 2015
12	Troy	Sept. 11, 2009
12	at UAB	Sept. 9, 2001
12	Belmont	Oct. 8, 1999

SAVES

NO.	OPPONENT	DATE
1. 20	at Georgia	Oct. 7, 2011
2. 16	at Alabama	Sept. 27, 1998
3. 15	at Vanderbilt	Oct. 21, 2005
4. 15	at UTEP	Sept. 10, 2005
5. 15	at Ole Miss	Oct. 31, 2003
6. 14	Georgia	Sept. 26, 2004
14	Ole Miss	Oct. 25, 2000
14	Ole Miss	Oct. 24, 1996
14	Arkansas	Sept. 27, 1996
10. 13	Seven Times	
	MR: Florida	Oct. 16, 2011

GOALS ALLOWED

NO.	OPPONENT	DATE
1. 10	at Furman	Sept. 17, 2000
2. 8	at Texas A&M	Sept. 27, 2013
8	at Arkansas	Sept. 12, 1999
8	at Florida	Oct. 16, 1998
5. 7	at Florida	Oct. 1, 2010
7	at South Carolina	Oct. 3, 2010
7	at Florida	Oct. 19, 1996
8. 6	Tennessee	Sept. 23, 2012
6	LSU	Oct. 17, 2010
6	at Oklahoma State	Sept. 17, 2010
6	at Auburn	Oct. 8, 2006
6	at Florida	Oct. 26, 2001
6	at Vanderbilt	Oct. 15, 1999
6	Tennessee	Oct. 23, 1998

MOST SHOTS ALLOWED

NO.	OPPONENT	DATE
1. 42	at Georgia	Oct. 7, 2011
2. 40	at Vanderbilt	Oct. 28, 2007
3. 38	at Arkansas	Sept. 8, 1995
4. 36	at Missouri	Oct. 7, 2012
5. 33	Tennessee	Sept. 23, 2012
33	at Auburn	Sept. 24, 2010
33	at Florida	Oct. 16, 1998
8. 32	UC Irvine	Aug. 28, 2011
32	Georgia	Oct. 17, 2008
32	at Arkansas	Sept. 12, 1998

FEWEST SHOTS ALLOWED

NO.	OPPONENT	DATE
1. 0	Nicholls State	Sept. 4, 2015
0	Tennessee Tech	Nov. 2, 1997
0	at Chattanooga	Sept. 21, 1997
0	Chattanooga	Oct. 16, 1996
0	Montevallo	Oct. 15, 1995
6. 1	McNeese State	Sept. 21, 1996
1	Middle Tennessee	Aug. 31, 1996
1	Southeastern Louisiana	Oct. 29, 1995
9. 2	Central Arkansas	Aug. 30, 2018
2	Southern Miss	Aug. 16, 2018
2	UT Martin	Aug. 28, 2016
2	Southern Miss	Sept. 6, 2015
2	Mississippi Valley State	Sept. 7, 2010
2	Mississippi Valley State	Aug. 22, 2008

FOULS

NO.	OPPONENT	DATE
1. 31	at North Texas	Sept. 2, 2007
2. 24	at Auburn	Sept. 15, 1996
3. 23	Arkansas	Oct. 18, 2018
23	Arkansas	Sept. 27, 1996
5. 22	Tennessee	Sept. 25, 2015
22	at UTEP	Sept. 10, 2005
22	UTEP	Sept. 30, 2001
8. 20	at Memphis	Aug. 23, 2018
20	at Florida	Oct. 14, 2012
20	at South Carolina	Oct. 10, 2008
20	LSU	Sept. 29, 2006
20	LSU	Oct. 3, 2004

MARGIN OF VICTORY

NO.	OPPONENT	DATE
1. 10	Alabama A&M (10-0)	Sept. 24, 2000
2. 8	McNeese State (8-0)	Sept. 21, 1996
8	vs. Nicholls State (8-0)	Sept. 14, 2008
4. 7	Chattanooga (7-0)	Oct. 16, 1996
5. 6	Chattanooga (7-1)	Oct. 29, 2000
6	at Chattanooga (6-0)	Sept. 21, 1997
6	Belmont (6-0)	Aug. 31, 1997
6	Montevallo (6-0)	Oct. 15, 1995
9. 5	Little Rock (6-1)	Sept. 7, 1997
5	South Alabama (6-1)	Sept. 18, 1996

MARGIN OF DEFEAT

NO.	OPPONENT	DATE
1. 9	at Furman (1-10)	Sept. 17, 2000
2. 8	at Texas A&M (0-8)	Sept. 27, 2013
8	at Arkansas (0-8)	Sept. 12, 1999
8	at Florida (0-8)	Oct. 16, 1998
5. 7	at South Carolina (0-7)	Oct. 3, 2010
7	at Florida (0-7)	Oct. 19, 1996
7. 6	Tennessee (0-6)	Sept. 23, 2012
6	at Florida (1-7)	Oct. 1, 2010
6	at Oklahoma State (0-6)	Sept. 17, 2010
6	at Auburn (0-6)	Oct. 8, 2006
6	at Florida (0-6)	Oct. 26, 2001
6	at Vanderbilt (0-6)	Oct. 15, 1999
6	at Tennessee (0-6)	Oct. 23, 1998



MIRANDA CARRASCO

SEASON RECORDS

POINTS

	NO.	YEAR	GAMES	AVG.
1.	165 (54g 57a)	1996	19	8.68
2.	147 (48g 51a)	2001	21	7.00
3.	128 (40g 48a)	1997	20	6.40
4.	106 (33g 40a)	2000	20	5.30
5.	92 (32g 28a)	2018	18	5.11
6.	91 (30g, 31a)	2002	20	4.55
7.	89 (32g 25a)	2017	18	4.94
8.	89 (29g 31a)	2012	20	4.45
9.	81 (25g 31a)	2004	21	3.81
10.	80 (25g 30a)	2010	20	4.00

GOALS

	NO.	YEAR	GAMES	AVG.
1.	54	1996	19	2.84
2.	48	2001	21	2.29
3.	40	1997	20	2.00
4.	33	2000	20	1.65
5.	32	2018	18	1.78
	32	2017	18	1.78
6.	30	2002	20	1.50
7.	29	2012	20	1.45
8.	27	1995	17	1.59
9.	25	2010	20	1.25
	25	2008	20	1.25
	25	2004	21	1.19

ASSISTS

	NO.	YEAR	GAMES	AVG.
1.	57	1996	19	3.00
2.	51	2001	21	2.43
3.	48	1997	20	2.40
4.	40	2000	20	2.00
5.	31	2012	20	1.55
	31	2004	21	1.43
	31	2002	20	1.55
8.	30	2010	20	1.50
9.	28	2018	18	1.56
10.	25	2017	18	1.39
	25	2013	18	1.39

SHOTS

	NO.	YEAR	GAMES	AVG.
1.	342	1996	19	18.00
2.	332	2018	18	18.44
	332	2001	21	15.81
4.	312	2009	19	16.42
5.	296	2012	20	14.80
6.	295	2010	20	14.75
7.	287	2017	18	15.90
8.	286	1997	20	14.30
9.	279	2004	21	13.33
10.	269	2011	19	14.16

SHOTS ON GOAL¹

	NO.	YEAR	GAMES	AVG.
1.	207	2001		
2.	192	1996		
3.	174	1997		
4.	153	2002		
5.	143	2009		
6.	137	2004		
	137	2018		
8.	132	2010		
9.	123	2013		
	123	2012		
	123	2000		

CORNER KICKS

	NO.	YEAR	GAMES	AVG.
1.	118	1996	19	6.21
2.	108	2001	21	5.14
3.	103	2015	18	5.72
4.	101	2017	18	5.61
5.	99	1997	20	4.95
6.	96	2018	18	5.33
	96	2016	18	5.33
8.	85	2012	20	4.25
	85	2002	20	4.25
10.	73	2010	20	3.65

SAVES

	NO.	YEAR	GAMES	AVG.
1.	169	1999	20	8.45
2.	156	2005	19	8.21
3.	142	2011	19	7.47
4.	139	2004	21	6.90
5.	138	2002	20	6.90
6.	136	2010	20	6.80
7.	130	2008	20	6.20
8.	128	1997	20	6.40
9.	125	2012	20	6.25
10.	122	2003	20	6.45

SAVE PERCENTAGE

	NO.	YEAR	GA	SV
1.	.871	2003	18	122
2.	.826	2011	30	142
3.	.814	1996	27	118
4.	.812	2005	36	156
5.	.810	1997	30	128
6.	.799	2004	35	139
7.	.794	2009	27	104
8.	.789	2002	37	138
9.	.782	2017	19	68
10.	.776	2012	36	125

SHUTOUTS

	NO.	YEAR	GAMES	GA
1.	9	2003	20	18
	9	1996	19	27
3.	8	2018	18	17
	8	1997	20	30
5.	6	2017	18	19
	6	2012	20	36
	6	2009	19	27
	6	2000	20	42
9.	5	2011	19	30
	5	2015	18	25
	5	2004	21	35
	5	2001	21	37

GOALS AGAINST AVERAGE

	NO.	YEAR	MINUTES	GA
1.	0.86	2003	1,872:56	18
2.	0.91	2018	1,682:29	16
3.	1.00	2017	1,716:38	19
4.	1.31	1996	1,860:00	27
5.	1.34	2015	1,678:31	25
6.	1.38	2009	1,757:50	27
7.	1.44	1997	1,876:00	30
8.	1.51	2011	1,793:35	30
9.	1.58	2016	1,653:43	29
10.	1.61	2004	1,955:45	35

FOULS

	NO.	YEAR	GAMES	AVG.
1.	271	2005	19	14.26
2.	251	2006	18	13.94
3.	239	1998	18	13.28
4.	238	1995	17	14
5.	236	2000	20	11.8
6.	234	2012	20	11.7
7.	231	2008	20	11.55
8.	227	2002	20	11.35
9.	227	2001	21	10.81
10.	223	1997	20	11.15

RED/YELLOW CARDS

	NO.	YEAR	GAMES	AVG.
1.	24	2017	18	1.33
2.	22	2016	18	1.17
3.	21	2012	20	1.05
4.	18	2007	19	1.00
	18	2006	18	1.00
6.	17	2008	20	0.85
	17	1999	20	0.80
8.	16	2004	21	0.76
	16	1997	20	0.80
10.	15	2005	19	0.84
	15	2002	20	0.75

TOTAL ATTENDANCE

	NO.	YEAR	GAMES	AVG.
1.	9,016	2017	12	751
2.	7,940	2015	9	882
3.	7,645	2012	14	546
4.	7,446	2014	11	677
5.	7,265	2016	9	807
6.	6,831	2018	10	683
7.	4,878	2013	8	610
8.	4,462	2011	8	588
9.	4,411	2003	10	441
10.	4,358	2004	10	436

¹ Shots on goal not tracked prior to 2000

MISCELLANEOUS RECORDS

RECORD	NO.	DATE	RECORD	NO.	DATE
Wins	13	2001	Longest Unbeaten Streak	8	Nov. 4, 2017 - Sept. 9, 2018
Conference Wins	5	2004		8	Aug. 17 - Sept. 14, 2012
	5	2001		8	Aug. 28 - Sept. 20, 2009
Home Wins	8	2012	Consecutive Home Wins	8	Oct. 15, 1995 - Sept. 27, 1996
Road Wins	6	2001	Consecutive Shutouts	6	Aug. 26 - Sept. 14, 2012
Consecutive Wins	8	Nov. 4, 2017 - Sept. 9, 2018			
	8	Aug. 28 - Sept. 20, 2009			

GAME RECORDS

POINTS

NO.	NAME	OPPONENT	DATE
1.	8	Kristina McCutchen	at Chattanooga Sept. 21, 1997
2.	7	Elisabeth Sullivan	Jackson State Sept. 15, 2013
7	Amy Van Zandt	Memphis	Nov. 4, 2001
4.	6	Shannen Jainudeen	at Arkansas St. Sept. 4, 2014
6	Amy Van Zandt	Tulane	Aug. 31, 2001
6	Meredith Riekert	Montevallo	Oct. 15, 1996
6	Shannon Walsh	Chattanooga	Oct. 16, 1996
8.	5	13 Times	
	MR: Red Bruffett	Kentucky	Oct. 11, 2015

GOALS

NO.	NAME	OPPONENT	DATE
1.	4	Kristina McCutchen	at Chattanooga Sept. 21, 1997
2.	3	Shannen Jainudeen	at Arkansas St. Sept. 4, 2014
3	Elisabeth Sullivan	Jackson State	Sept. 15, 2013
3	Amy Van Zandt	Memphis	Nov. 4, 2001
3	Amy Van Zandt	Tulane	Aug. 31, 2001
3	Shannon Walsh	Chattanooga	Oct. 16, 1996
3	Meredith Riekert	Montevallo	Oct. 15, 1996
8.	2	46 Times	
	MR: Carly Mauldin	Alabama	Oct. 7, 2018

ASSISTS

NO.	NAME	OPPONENT	DATE
1.	4	Lauren Tietze	Chattanooga Oct. 16, 1996
2.	3	Hailey Zerbel	Alabama Oct. 7, 2018
3	Annebel ten Broeke	Jackson St.	Sept. 15, 2013
3	Jessi Moore	Memphis	Nov. 4, 2001
3	Jessi Moore	Jacksonville St.	Sept. 21, 2001
3	Jessica Kauffman	Alabama A&M	Sept. 24, 2000
3	Sam Schwenke	Alabama A&M	Sept. 24, 2000
3	Angie DeLage	Chattanooga	Sept. 21, 1997
3	Lauren Tietze	South Alabama	Sept. 18, 1996
10.	2	33 Times	
	MR: Brooke McKee	Alabama	Oct. 7, 2018

SHOTS

NO.	NAME	OPPONENT	DATE
1.	14	Kat Walsh	ETSU Sept. 13, 2009
2.	12	MaKayla Waldner	Missouri Sept. 21, 2017
12	Elisabeth Sullivan	Missouri	Sept. 20, 2013
4.	11	Elisabeth Sullivan	MVSU Sept. 7, 2012
11	Betty Ann Casey	WI-Milwaukee	Sept. 5, 2004
6.	10	Amy Van Zandt	Memphis Nov. 4, 2001
7.	9	Elisabeth Sullivan	Furman Sept. 13, 2013
9	Jasmine Simmons	at Jackson State	Sept. 2, 2011
9.	8	Six Times	
	MR: Courtney Robicheaux	LSU	Oct. 25, 2018

SAVES

NO.	NAME	OPPONENT	DATE
1.	19	Skylar Rosson	at Georgia Oct. 7, 2011
2	Kirstin Olson	at Alabama	Sept. 27, 1998
3.	15	Emily Meyers	at UTEP Sept. 10, 2005
15	Luisa Marzotto	at Ole Miss	Oct. 31, 2003
5.	14	Kirstin Olson	Ole Miss Oct. 25, 2000
14	Jennifer Croisant	Arkansas	Oct. 27, 1996
14	Jennifer Croisant	Ole Miss	Oct. 24, 1996
8.	13	Five Times	
	MR: Skylar Rosson	Florida	Oct. 16, 2011

SEASON RECORDS

POINTS

NO.	NAME	YEAR
1.	39	Amy Van Zandt 2001
2.	38	Jessi Moore 2001
3.	34	Elisabeth Sullivan 2013
4.	28	Elisabeth Sullivan 2012
5.	26	Shannon Walsh 1996
6.	24	Jessi Moore 2002
7.	22	Meredith Riekert 1997
8.	20	Brooke McKee 2017
20	Meredith Riekert	1996
10.	19	MaKayla Walder 2017
19	Kat Walsh	2009
19	Kristina McCutchen	1996

POINTS PER GAME (MIN. 10 GAMES)

NO.	NAME	YEAR
1.	1.89	Elisabeth Sullivan 2013
2.	1.86	Amy Van Zandt 2001
3.	1.81	Jessi Moore 2001
4.	1.40	Elisabeth Sullivan 2012
5.	1.37	Shannon Walsh 1996
6.	1.21	Amy Van Zandt 2002
7.	1.20	Jessi Moore 2002
8.	1.19	MaKayla Waldner 2017
9.	1.12	Kat Walsh 2009
10.	1.11	Brooke McKee 2017

GOALS

NO.	NAME	YEAR
1.	16	Elisabeth Sullivan 2013
2.	15	Amy Van Zandt 2001
3.	12	Elisabeth Sullivan 2012
12	Shannon Walsh	1996
5.	11	Jessi Moore 2001
6.	9	MaKayla Waldner 2017
9	Kat Walsh	2009
8.	8	Zakirah McGillivray 2018
8	Brooke McKee	2017
8	Jessi Moore	2002
8	Kristina McCutchen	1997
8	Meredith Riekert	1997

GOALS PER GAME (MIN. 10 GAMES)

NO.	NAME	YEAR
1.	0.89	Elisabeth Sullivan 2013
2.	0.71	Amy Van Zandt 2001
3.	0.63	Shannon Walsh 1996
4.	0.6	Elisabeth Sullivan 2012
5.	0.56	MaKayla Waldner 2017
6.	0.53	Kat Walsh 2009
7.	0.52	Jessi Moore 2001
8.	0.5	Amy Van Zandt 2002
9.	0.47	Kristina McCutchen 1997
10.	0.44	Zakirah McGillivray 2018
0.44	Brooke McKee	2017

ASSISTS

NO.	NAME	YEAR
1.	16	Jessi Moore 2001
2.	9	Amy Van Zandt 2001
9	Lauren Tietze	1996
4.	8	Jessi Moore 2002
8	Meredith Riekert	1996
6.	7	Miranda Carrasco 2018
7	Annebel ten Broeke	2013
7	Bethany Frazier	2007
7	Angie DeLage	1997
7	Angie DeLage	1995

ASSISTS PER GAME (MIN. 10 GAMES)

NO.	NAME	YEAR
1.	0.76	Jessi Moore 2001
2.	0.58	Angie DeLage 1997
3.	0.50	Lauren Tietze 1996
4.	0.43	Amy Van Zandt 2001
5.	0.42	Meredith Riekert 1996
6.	0.41	Annebel ten Broeke 2013
	0.41	Angie DeLage 1995
8.	0.40	Jessi Moore 2002
9.	0.39	Miranda Carrasco 2018
10.	0.37	Bethany Frazier 2007

GAME-WINNING GOALS

NO.	NAME	YEAR
1.	5	Zakirah McGillivray 2018
	5	MaKayla Waldner 2017
3.	4	Kat Walsh 2009
4	Jessi Moore	2001
4	Meredith Riekert	1996
4	Shannon Walsh	1996
7.	3	Elisabeth Sullivan 2012
3	Katelyn Graben	2007
3	Sara Moore	2004
3	Jessi Moore	2002
3	Amy Van Zandt	2001
3	Kristina McCutchen	1997

GAME-WINNING ASSISTS

NO.	NAME	YEAR
1.	5	Annemarie Pimentel 1997
2.	4	Meredith Riekert 1996
4	Jessi Moore	2001
4.	3	Angie DeLage 1995
3	Lauren Tietze	1996
3	Charleston Platt	1997
3	Amy Van Zandt	2001
3	Jasmine Simmons	2009
3	Elisabeth Sullivan	2010
10.	2	19 Players
	MR: Gabriella Coleman	2017
	and Brooke McKee	2017

SEASON RECORDS (CONT.)

SHOTS

NO.	NAME	YEAR
1. 88	Elisabeth Sullivan	2013
2. 79	Elisabeth Sullivan	2012
3. 76	Jessi Moore	2001
76	Amy Van Zandt	2001
5. 72	Kat Walsh	2009
6. 71	Meredith Riekert	1996
7. 64	Treena Ferguson	2007
8. 61	Betty Ann Casey	2004
9. 59	Elisabeth Sullivan	2011
10. 57	Meredith Riekert	1997

SHOTS PER GAME (MIN. 10 GAMES)

NO.	NAME	YEAR
1. 4.89	Elisabeth Sullivan	2013
2. 4.24	Kat Walsh	2009
3. 3.95	Elisabeth Sullivan	2012
4. 3.74	Meredith Riekert	1996
5. 3.64	Amy Van Zandt	2002
6. 3.62	Jessi Moore	2001
3.62	Amy Van Zandt	2001
8. 3.50	MaKayla Waldner	2017
9. 3.37	Treena Ferguson	2007
10. 3.11	MaKayla Waldner	2018

SHOTS ON GOAL¹

NO.	NAME	YEAR
1. 60	Elisabeth Sullivan	2013
2. 54	Amy Van Zandt	2001
3. 51	Jessi Moore	2001
4. 47	Elisabeth Sullivan	2012
5. 38	Kat Walsh	2009
6. 35	Amy Van Zandt	2002
7. 33	Betty Ann Casey	2004
8. 30	Elisabeth Sullivan	2011
30	Jessi Moore	2002
10. 29	Treena Ferguson	2007

SHOTS ON GOAL PER GAME (MIN. 10 GAMES)¹

NO.	NAME	YEAR
1. 3.33	Elisabeth Sullivan	2013
2. 2.57	Amy Van Zandt	2001
3. 2.50	Amy Van Zandt	2002
4. 2.43	Jessi Moore	2001
5. 2.35	Elisabeth Sullivan	2012
6. 2.24	Kat Walsh	2009
7. 1.58	Elisabeth Sullivan	2011
8. 1.57	Betty Ann Casey	2004
9. 1.56	Zakirah McGillivray	2018
10. 1.53	Treena Ferguson	2007

FIELD MINUTES PLAYED

NO.	NAME	YEAR
1. 1,898	Morgan McDonald	2001
2. 1,866	Morgan McDonald	2004
3. 1,836	Morganne Grimes	2012
4. 1,834	Karen Sandrik	2004
5. 1,815	Taryn Holland	2008
6. 1,794	Shannen Jainudeen	2011
7. 1,793	April Berry	2004
8. 1,787	Jessica Wells	1999
9. 1,776	Heather Ammann	2004
10. 1,775	Meredith Jacobson	2005

¹ Shots on goal not tracked prior to 2000

MAKAYLA WALDNER & ZAKIRAH MCGILLIVRAY

SAVES

NO.	NAME	YEAR
1. 135	Emily Meyers	2005
2. 131	Skylar Rosson	2011
3. 130	Kirstin Olson	1999
4. 124	Taryn Holland	2008
5. 112	Luisa Marzotto	2003
6. 110	Skylar Rosson	2010
110	Jennifer Croisant	1995
8. 109	Jennifer Croisant	1996
9. 104	Taryn Holland	2007
104	Sarah Roberts	1997

SAVES PER GAME (MIN. 10 GAMES)

NO.	NAME	YEAR
1. 7.28	Skylar Rosson	2011
2. 7.11	Emily Meyers	2005
3. 6.84	Kirstin Olson	1999
4. 6.47	Skylar Rosson	2010
6.47	Jennifer Croisant	1995
6. 6.41	Jennifer Croisant	1996
7. 6.25	Krystal Werges	2002
8. 6.20	Taryn Holland	2008
9. 6.12	Sarah Roberts	1997
10. 6.00	Emily Meyers	2004

SAVE PERCENTAGE (MIN. 20 SAVES)

NO.	NAME	YEAR
1. .862	Luisa Marzotto	2003
2. .833	Brandy Garland	1997
3. .824	Emily Meyers	2004
4. .819	Skylar Rosson	2011
5. .806	Sarah Roberts	1997
6. .804	Stephanie Lyon	1999
7. .801	Jennifer Croisant	1996
8. .799	Emily Meyers	2005
9. .787	Krystal Werges	2002
10. .786	Skylar Rosson	2012

GOALS AGAINST AVERAGE (MIN. 1,000 MINUTES)

NO.	NAME	YEAR
1. 0.86	Rhylee DeCrane	2018
2. 0.87	Luisa Marzotto	2003
3. 1.00	Catalina Perez	2017
4. 1.41	Emily Meyers	2004
5. 1.44	Tanya de Souza	2015
6. 1.45	Taryn Holland	2009
7. 1.48	Skylar Rosson	2012
8. 1.55	Skylar Rosson	2011
1.55	Jennifer Croisant	1996
10. 1.61	Sarah Roberts	1997

SHUTOUTS

NO.	NAME	YEAR
1. 8	Rhylee DeCrane	2018
2. 7	Luisa Marzotto	2003
3. 6	Catalina Perez	2017
6	Jennifer Croisant	1996
5. 5	Skylar Rosson	2012
5	Taryn Holland	2009
5	Sarah Roberts	1997
8. 4	Skylar Rosson	2011
4	Emily Meyers	2004
4	Krystal Werges	2001
4	Kirstin Olson	2000
4	Jennifer Croisant	1995

GOALKEEPER WINS

NO.	NAME	YEAR
1. 13	Krystal Werges	2001
2. 9	Rhylee DeCrane	2018
9	Catalina Perez	2017
9	Skylar Rosson	2012
9	Luisa Marzotto	2003
9	Jennifer Croisant	1996
7. 8	Taryn Holland	2009
8. 7	Kirstin Olson	2000
7	Sarah Roberts	1997
7	Jennifer Croisant	1995

GOALKEEPER MINUTES PLAYED

NO.	NAME	YEAR
1. 1,856	Luisa Marzotto	2003
2. 1,814	Taryn Holland	2008
3. 1,759	Krystal Werges	2001
4. 1,715	Catalina Perez	2017
5. 1,711	Emily Meyers	2005
6. 1,678	Skylar Rosson	2011
7. 1,674	Rhylee DeCrane	2018
8. 1,671	Taryn Holland	2009
9. 1,666	Taryn Holland	2007
10. 1,620	Jennifer Croisant	1995

FIELD PLAYER CAREER RECORDS

POINTS

	NO.	NAME	GP	YEARS
1.	92	Elisabeth Sullivan	77	2010-13
2.	62	Jessi Moore	41	2001-02
3.	59	Meredith Riekert	74	1995-98
4.	56	Amy Van Zandt	35	2001-02
5.	51	Betty Ann Casey	75	2002-05
6.	38	MaKayla Waldner	52	2016-pres.
7.	37	Kristina McCutchen	21	1996-97
	37	Shannon Walsh	39	1996-97
9.	33	Mallory Eubanks	70	2014-17
	33	Treena Ferguson	58	2004-07

POINTS PER GAME (MIN. 25 GAMES)

	NO.	NAME	GP	YEAR
1.	1.60	Amy Van Zandt	35	2001-02
2.	1.51	Jessi Moore	41	2001-02
3.	1.19	Elisabeth Sullivan	77	2010-13
4.	1.03	Kristina McCutchen	21	1996-97
5.	0.95	Shannon Walsh	39	1996-97
6.	0.91	Brooke McKee	35	2017-18
7.	0.80	Meredith Riekert	74	1995-98
8.	0.75	Kat Walsh	32	2009-10
9.	0.73	MaKayla Waldner	52	2016-pres.
10.	0.71	Charleston Platt	31	1997-00

GOALS

	NO.	NAME	GP	YEAR
1.	39	Elisabeth Sullivan	77	2010-13
2.	22	Amy Van Zandt	35	2001-02
	22	Meredith Riekert	74	1995-98
4.	20	Betty Ann Casey	75	2002-05
5.	19	Jessi Moore	41	2001-02
6.	18	MaKayla Waldner	52	2016-pres.
7.	17	Shannon Walsh	39	1996-97
8.	15	Kristina McCutchen	36	1996-97
	15	Treena Ferguson	58	2004-07
10.	12	Brooke McKee	35	2017-18
	12	Amber Rose	56	2000-03
	12	Carrie Arne	43	1995-97

GOALS PER GAME (MIN. 25 GAMES)

	NO.	NAME	GP	YEAR
1.	0.63	Amy Van Zandt	35	2001-02
2.	0.51	Elisabeth Sullivan	77	2010-13
3.	0.46	Jessi Moore	41	2001-02
4.	0.44	Shannon Walsh	39	1996-97
5.	0.42	Kristina McCutchen	36	1996-97
6.	0.35	MaKayla Waldner	52	2016-pres.
7.	0.34	Brooke McKee	35	2017-18
	0.34	Kat Walsh	32	2009-10
9.	0.30	Meredith Riekert	74	1995-98
10.	0.27	Betty Ann Casey	75	2002-05

GAME-WINNING GOALS

	NO.	NAME	GP	YEAR
1.	9	Meredith Riekert	74	1995-98
2.	7	MaKayla Waldner	52	2016-pres.
	7	Jessi Moore	41	2001-02
4.	6	Kat Walsh	32	2009-10
5.	5	Zakirah McGillivray	18	2018-pres.
	5	Elisabeth Sullivan	77	2010-13
	5	Amy Van Zandt	21	2001-02
	5	Shannon Walsh	39	1996-97
9.	4	Jasmine Simmons	78	2009-12
	4	Sara Moore	41	2003-04
	4	Ngum Suh	82	2001-03

ASSISTS

	NO.	NAME	GP	YEAR
1.	24	Jessi Moore	41	2001-02
2.	17	Mallory Eubanks	70	2014-17
3.	15	Meredith Riekert	74	1995-98
	15	Angie DeLage	32	1995-97
5.	14	Elisabeth Sullivan	77	2010-13
6.	12	Amy Van Zandt	35	2001-02
7.	11	Bethany Frazier	76	2005-08
	11	Betty Ann Casey	75	2002-05
	11	April Berry	80	2001-04
10.	10	Jasmine Simmons	78	2009-12
	10	Jessica Kauffman	77	1999-02
	10	Annemarie Pimentel	78	1997-00

ASSISTS PER GAME (MIN. 25 GAMES)

	NO.	NAME	GP	YEAR
1.	0.59	Jessi Moore	41	2001-02
2.	0.47	Angie DeLange	32	1995-97
3.	0.34	Amy Van Zandt	35	2001-02
4.	0.24	Mallory Eubanks	70	2014-17
5.	0.23	Brooke McKee	35	2017-18
6.	0.21	Becky Buffington	39	1996-97
7.	0.20	Meredith Riekert	74	1995-98
8.	0.19	Charleston Platt	31	1997-00
	0.19	Kristina McCutchen	36	1996-97
	0.19	Ann McBride	36	1995-96

GAME-WINNING ASSISTS

	NO.	NAME	YEAR
1.	8	Elisabeth Sullivan	77 2010-13
2.	7	Mallory Eubanks	70 2014-17
3.	6	Betty Ann Casey	75 2002-05
	6	Meredith Riekert	74 1995-98
5.	5	Morganne Grimes	74 2010-13
	5	Jessi Moore	21 2001
	5	Annemarie Pimentel	78 1997-00
8.	4	Angie DeLage	32 1995-97
9.	3	15 Players	
		MR: Gabriella Coleman	32 2017-18
		and Brooke McKee	35 2017-18

SHOTS

	NO.	NAME	GP	YEAR
1.	256	Elisabeth Sullivan	77	2010-13
2.	198	Meredith Riekert	74	1995-98
3.	191	Betty Ann Casey	75	2002-05
4.	146	MaKayla Waldner	52	2016-pres.
5.	134	Mallory Eubanks	70	2014-17
6.	131	Jasmine Simmons	78	2009-12
7.	127	Amy Van Zandt	35	2001-02
8.	123	Jessi Moore	41	2001-02
9.	114	Kat Walsh	32	2009-10
10.	113	Treena Ferguson	58	2004-07

SHOTS PER GAME (MIN. 25 GAMES)

	NO.	NAME	GP	YEAR
1.	3.63	Amy Van Zandt	35	2001-02
2.	3.56	Kat Walsh	32	2009-10
3.	3.32	Elisabeth Sullivan	77	2010-13
4.	3.00	Jessi Moore	41	2001-02
5.	2.81	MaKayla Waldner	52	2016-pres.
6.	2.68	Meredith Riekert	74	1995-98
7.	2.55	Betty Ann Casey	75	2002-05
8.	2.26	Brooke McKee	35	2017-18
9.	2.23	Rachel Wannek	35	2008-10
10.	2.00	Shannon Walsh	39	1996-97

SHOTS ON GOAL¹

	NO.	NAME	GP	YEAR
1.	155	Elisabeth Sullivan	77	2010-13
2.	101	Betty Ann Casey	75	2002-05
3.	89	Amy Van Zandt	35	2001-02
4.	81	Jessi Moore	41	2001-02
5.	64	MaKayla Waldner	52	2016-pres.
6.	61	Mallory Eubanks	70	2014-17
7.	52	Jasmine Simmons	78	2009-12
8.	51	Kat Walsh	32	2009-10
	51	Treena Ferguson	58	2004-07
10.	46	Bethany Frazier	76	2005-08

SHOTS ON GOAL PER GAME (MIN. 25 GAMES)¹

	NO.	NAME	GP	YEAR
1.	2.54	Amy Van Zandt	35	2001-02
2.	2.01	Elisabeth Sullivan	77	2010-13
3.	1.98	Jessi Moore	41	2001-02
4.	1.59	Kat Walsh	32	2009-10
5.	1.35	Betty Ann Casey	75	2002-05
6.	1.23	MaKayla Waldner	52	2016-pres.
7.	0.94	Rachel Wannek	35	2009-10
8.	0.91	Brooke McKee	35	2017-18
9.	0.88	Treena Ferguson	58	2004-07
10.	0.87	Mallory Eubanks	70	2014-17

GAMES PLAYED

	NO.	NAME	YEAR
1.	82	Morgan McDonald	2001-04
	82	Ngum Suh	2001-04
3.	81	Kristin Peterson	2001-04
4.	80	April Berry	2001-04
5.	78	Jasmine Simmons	2009-12
	78	Sara Moore	2003-06
	78	Annemarie Pimentel	2001-04
8.	77	Elisabeth Sullivan	2010-13
	77	Jessica Kauffman	1999-2002
10.	76	Bethany Frazier	2005-08
	76	Kevyn Shelledy	2004-08
	76	Karen Sandrik	2001-04

GAMES STARTED

	NO.	NAME	YEAR
1.	81	Morgan McDonald	2001-04
2.	75	Bethany Frazier	2005-08
3.	74	Morganne Grimes	2010-13
4.	73	Elisabeth Sullivan	2010-13
	73	April Berry	2001-04
	73	Alison Earley	1995-98
7.	72	Carly Mauldin	2015-18
	72	Meredith Riekert	1995-98
9.	71	Hannah Tyler	2006-09
	71	Meredith Jacobson	2005-08

FIELD MINUTES PLAYED

	NO.	NAME	GP	YEAR
1.	7,133	Morgan McDonald	82	2001-04
2.	6,678	Morganne Grimes	74	2010-13
3.	6,633	Bethany Frazier	76	2005-08
4.	6,626	Meredith Jacobson	74	2005-08
5.	6,545	Carly Mauldin	72	2015-18
6.	6,385	Hannah Tyler	75	2006-09
7.	6,284	April Berry	80	2001-04
8.	6,235	Courtney Robicheaux	69	2015-18
9.	6,123	Mallory Eubanks	70	2014-17
10.	6,086	Karen Sandrik	76	2001-04

¹ Shots on goal not tracked prior to 2000

GOALKEEPER CAREER RECORDS

SAVES				GOALS AGAINST AVERAGE (MIN. 1,000 MINUTES)				GOALKEEPER GAMES PLAYED					
NO.	NAME	GP	YEAR	NO.	NAME	GP	YEAR	NO.	NAME	YEAR			
1.	368	Taryn Holland	69	2006-09	1.	0.87	Luisa Marzotto	20	2003	1.	69	Taryn Holland	2006-09
2.	337	Skylar Rosson	55	2008-12	2.	1.00	Catalina Perez	18	2017	2.	55	Skylar Rosson	2008-12
3.	291	Kirstin Olson	50	1998-00	3.	1.37	Rhylee DeCrane	36	2014-18	3.	50	Kirstin Olson	1998-00
4.	219	Emily Meyers	33	2002-05	4.	1.41	Emily Meyers	33	2002-05	4.	40	Tanya de Souza	2014-16
	219	Jennifer Croisant	34	1995-96	5.	1.67	Sarah Roberts	30	1996-99	5.	37	Krystal Werges	2001-02
6.	179	Tanya de Souza	40	2014-16	6.	1.72	Tanya de Souza	40	2014-16	6.	36	Rhylee DeCrane	2014-18
	179	Krystal Werges	37	2001-02	7.	1.76	Krystal Werges	37	2001-02	7.	34	Jennifer Croisant	1995-96
8.	153	Sarah Roberts	30	1996-99	8.	1.78	Jennifer Croisant	34	1995-96	8.	33	Emily Meyers	2002-05
9.	132	Rhylee DeCrane	36	2014-18	9.	1.84	Skylar Rosson	55	2008-12	9.	31	Stephanie Dallas	2004-07
10.	114	Luisa Marzotto	20	2003	10.	1.96	Taryn Holland	69	2006-09	10.	30	Sarah Roberts	1996-99

SAVES PER GAME (MIN. 25 GAMES)				SHUTOUTS				GOALKEEPER GAMES STARTED					
NO.	NAME	GP	YEAR	NO.	NAME	GP	YEAR	NO.	NAME	YEAR			
1.	6.64	Emily Meyers	33	2002-05	1.	12	Skylar Rosson	55	2008-12	1.	65	Taryn Holland	2006-09
2.	6.44	Jennifer Croisant	34	1995-96	2.	11	Taryn Holland	69	2006-09	2.	53	Skylar Rosson	2008-12
3.	6.13	Skylar Rosson	55	2008-12	3.	10	Jennifer Croisant	34	1995-96	3.	47	Kirstin Olson	1998-00
4.	5.82	Kirstin Olson	50	1998-00	4.	9	Sarah Roberts	30	1997-98	4.	38	Tanya de Souza	2014-16
5.	5.33	Taryn Holland	69	2006-09	5.	8	Rhylee DeCrane	36	2014-18	5.	34	Krystal Werges	2001-02
7.	5.10	Sarah Roberts	30	1996-99		8	Kirstin Olson	50	1998-00	6.	33	Jennifer Croisant	1995-96
7.	4.84	Krystal Werges	37	2001-02	7.	7	Emily Meyers	33	2004-05	7.	31	Emily Meyers	2002-05
8.	4.47	Tanya de Souza	40	2014-16		7	Luisa Marzotto	20	2003	8.	30	Rhylee DeCrane	2014-18
9.	3.67	Rhylee DeCrane	36	2014-18	9.	6	Catalina Perez	18	2017	9.	24	Sarah Roberts	1996-99
10.	3.52	Stephanie Dallas	31	2004-07		6	Krystal Werges	37	2001-02	10.	19	Luisa Marzotto	2003

SAVE PERCENTAGE (MIN. 60 SAVES)				GOALKEEPER WINS				GOALKEEPER MINUTES PLAYED					
NO.	NAME	GP	YEAR	NO.	NAME	GP	YEAR	NO.	NAME	YEAR			
1.	.862	Luisa Marzotto	20	2003	1.	22	Skylar Rosson	55	2008-12	1.	5,951	Taryn Holland	2006-09
2.	.808	Emily Meyers	33	2002-05	2.	20	Taryn Holland	69	2006-09	2.	4,726	Skylar Rosson	2008-12
3.	.785	Sarah Roberts	30	1996-99	3.	18	Krystal Werges	37	2001-02	3.	4,195	Kirstin Olson	1998-00
4.	.782	Catalina Perez	18	2017	4.	16	Jennifer Croisant	34	1995-96	4.	3,389	Tanya de Souza	2014-16
5.	.777	Jennifer Croisant	34	1995-96	5.	13	Kirstin Olson	50	1998-00	5.	3,185	Jennifer Croisant	1995-96
6.	.776	Skylar Rosson	55	2008-12	6.	12	Rhylee DeCrane	36	2014-18	6.	3,115	Krystal Werges	2001-02
	.776	Stephanie Lyon	22	1999-01	7.	11	Sarah Roberts	30	1997-9	7.	2,886	Rhylee DeCrane	2014-18
8.	.750	Rhylee DeCrane	36	2014-18	9.	9	Catalina Perez	18	2017	8.	2,854	Emily Meyers	2002-05
9.	.746	Krystal Werges	37	2001-02		9	Tanya de Souza	40	2014-16	9.	2,257	Sarah Roberts	1996-99
10.	.739	Taryn Holland	69	2006-09		9	Emily Meyers	33	2002-05	10.	1,856	Luisa Marzotto	2003
						9	Luisa Marzotto	20	2003				

MISCELLANEOUS RECORDS

FASTEST GOAL FROM START OF GAME

	TIME	NAME	OPPONENT	YEAR
1.	0:25	Kevyn Shelledy	at Kentucky	Oct. 23, 2008
2.	0:37	Elisabeth Sullivan	#11 Florida	Oct. 16, 2011
3.	0:40	Brooke McKee	Colgate	Sept. 3, 2017
4.	0:56	MaKayla Waldner	at Stephen F. Austin	Aug. 19, 2018
5.	1:10	Annebel ten Broeke	Arkansas State	Aug. 25, 2013
6.	1:17	Amber Rose	at Jacksonville State	Sept. 21, 2001
7.	1:36	Rachel Wannek	Jackson State	Aug. 28, 2009
8.	1:38	Amber Rose	Ole Miss	Nov. 1, 2002
9.	2:18	Carrie Arne	at Memphis	Oct. 6, 1995
10.	2:19	Honeye Heydari	Georgia State	Sept. 2, 2012

FASTEST CONSECUTIVE GOALS

TIME	NAMES	OPPONENT	DATE	
1.	0:14	Karen Sandrik, Betty Ann Casey	Northwestern State	Aug. 29, 2004
2.	0:20	Elisabeth Sullivan, Honeye Heydari	Georgia State	Sept. 2, 2012
3.	0:21	Tarah Henderson, Leanna Baldner	Mississippi Valley State	Aug. 22, 2008
4.	0:22	Brooke McKee, MaKayla Waldner	at Georgia	Oct. 19, 2017
5.	0:26	Heidi Ondra, Megan Nugent	South Alabama	Sept. 31, 2003
6.	0:28	Rachel Wannek, Rachel Wannek	South Alabama	Sept. 5, 2010
7.	0:39	Becky Buffington, Shannon Walsh	Chattanooga	Oct. 16, 1996
8.	0:53	Betty Ann Casey, Betty Ann Casey	Jacksonville State	Oct. 26, 2003
9.	0:54	Julie Downs, Shelly White	Belmont	Sept. 31, 1997
10.	0:59	Courtney Robicheaux, Niah Johnson	Louisiana Tech	Sept. 9, 2018

CONSECUTIVE GAMES WITH A GOAL

NO.		NAME	START DATE	END DATE
1.	6	Elisabeth Sullivan	Oct. 21, 2012	Sept. 1, 2013
2.	5	MaKayla Waldner	Nov. 4, 2017	Aug. 26, 2018
3.	4	Zakirah McGillivray	Aug. 23, 2018	Sept. 2, 2018
	4	Treena Ferguson	Sept. 10, 2006	Sept. 24, 2006
	4	Elisabeth Sullivan	Aug. 24, 2012	Sept. 2, 2012
T6.	3	12 Times		
		MR: Rachel Wannek	Sept. 5, 2010	Sept. 10, 2010

CAREER MULTI-GOAL GAMES

	NO.	NAME	CAREER GAMES	YEARS
1.	8	Elisabeth Sullivan	77	2010-13
2.	3	Shannon Walsh	39	1996-97
	3	Treena Ferguson	58	2004-07
4.	2	MaKayla Waldner	52	2016-pres.
	2	Meredith Riekert	74	1995-98
	2	Leean Goodman	50	1997-99
	2	Amy Van Zandt	35	2001-02
	2	Jessi Moore	41	2001-02
	2	Betty Ann Casey	56	2002-04
	2	Heidi Ondra	38	2003-04

FRESHMAN RECORDS

POINTS

	NO.	NAME	GP	G	A	YEAR
1.	39	Amy Van Zandt	21	15	9	2001
2.	38	Jessi Moore	21	11	16	2001
3.	19	Kristina McCutchen	19	7	5	1996
4.	17	Zakirah McGillivray	18	8	1	2018
	17	Honeye Heydari	20	6	5	2012
	17	Elisabeth Sullivan	20	6	5	2010
	17	Lauren Tietze	18	4	9	1996

GOALS

	NO.	NAME	GP	SHT	SOG ¹	YEAR
1.	15	Amy Van Zandt	21	76	54	2001
2.	11	Jessi Moore	21	76	51	2001
3.	8	Zakirah McGillivray	18	48	28	2018
4.	7	Kristina McCutchen	19	27	--	1996
	7	Meredith Riekert	17	37	--	1995
6.	6	Honeye Heydari	20	49	20	2012
	6	Elisabeth Sullivan	20	30	18	2010
	6	Heidi Ondra	20	19	14	2003
	6	Charleston Platt	19	29	--	1997

ASSISTS

	NO.	NAME	GP	PTS	SHT	YEAR
1.	16	Jessi Moore	21	38	76	2001
2.	9	Amy Van Zandt	21	39	76	2001
3.	9	Lauren Tietze	18	17	27	1996
4.	7	Miranda Carrasco	18	7	9	2018
	7	Annebel ten Broeke	17	13	26	2013
	7	Angie DeLage	17	13	22	1995

SHOTS

	NO.	NAME	GP	G	SOG ¹	YEAR
1.	76	Jessi Moore	21	11	54	2001
	76	Amy Van Zandt	21	15	51	2001
3.	50	Rachel Wannek	18	4	19	2009
4.	49	Honeye Heydari	20	6	20	2012
5.	48	Zakirah McGillivray	18	8	28	2018

SAVES

	NO.	NAME	GP	GA	SV%	YEAR
1.	112	Luisa Marzotto	20	18	.862	2003
2.	110	Jennifer Croisant	17	36	.753	1995
3.	79	Krystal Werges	21	34	.699	2001
4.	77	Rhylee DeCrane	16	28	.733	2014
5.	46	Taryn Holland	11	26	.639	2006

FIELD MINUTES²

	NO.	NAME	GP	GS	PTS	YEAR
1.	1,898	Morgan McDonald	21	21	0	2001
2.	1,794	Shannen Jainudeen	19	19	3	2011
3.	1,787	Jessica Wells	20	20	0	1999
4.	1,775	Meredith Jacobson	19	19	0	2005
5.	1,761	April Berry	21	21	6	2001

GAME-WINNING GOALS: 5, Zakirah McGillivray, 2018

GOALKEEPER WINS: 13, Krystal Werges, 2001

SHUTOUTS: 7, Luisa Marzotto, 2003

GOALS AGAINST AVERAGE: 0.87, Luisa Marzotto, 2003

SAVE PERCENTAGE: .862, Luisa Marzotto, 2003

¹ Shots on goal not tracked prior to 2000

² Minutes not tracked prior to 1999

SOPHOMORE RECORDS

POINTS

	NO.	NAME	GP	G	A	YEAR
1.	24	Jessi Moore	20	8	8	2002
2.	20	Meredith Riekert	19	12	2	1996
3.	19	MaKayla Waldner	16	9	1	2017
	19	Kristina McCutchen	19	7	5	1996
5.	17	Amy Van Zandt	14	7	3	2002

GOALS

	NO.	NAME	GP	SHT	SOG ¹	YEAR
1.	9	MaKayla Waldner	16	56	23	2017
2.	8	Jessi Moore	20	47	30	2002
	8	Kristina McCutchen	17	26	--	1997
4.	7	Amy Van Zandt	14	51	35	2002
5.	6	Betty Ann Casey	18	44	26	2003
	6	Meredith Riekert	19	71	--	1996

ASSISTS

	NO.	NAME	GP	PTS	SHT	YEAR
1.	8	Jessi Moore	20	24	47	2002
	8	Meredith Riekert	19	20	71	1996
3.	7	Katelyn Graben	19	15	32	2007
4.	5	Jessica Kauffman	20	13	30	2000
5.	4	Mallory Eubanks	18	10	40	2015
	4	Dana Forbes	19	6	16	2012
	4	Rachel Wannek	17	12	28	2010
	4	April Berry	18	6	16	2002
	4	Amber Rose	21	14	23	2001
	4	Leean Goodman	20	10	18	1997
	4	Ann McBride	19	4	12	1996

SHOTS

	NO.	NAME	GP	G	SOG ¹	YEAR
1.	71	Meredith Riekert	19	6	--	1996
2.	59	Elisabeth Sullivan	19	5	30	2011
3.	56	MaKayla Waldner	16	9	23	2017
4.	51	Amy Van Zandt	14	7	35	2002
5.	47	Jessi Moore	20	8	30	2002

SAVES

	NO.	NAME	GP	GA	SV%	YEAR
1.	110	Skylar Rosson	17	44	.714	2010
2.	109	Jennifer Croisant	17	27	.801	1996
3.	104	Taryn Holland	19	37	.738	2007
	104	Sarah Roberts	17	25	.806	1997
5.	100	Krystal Werges	16	27	.787	2002

FIELD MINUTES²

	NO.	NAME	GP	GS	PTS	YEAR
1.	1,767	Amber Meesey	21	21	6	2001
2.	1,750	Morgan McDonald	20	20	0	2002
3.	1,704	Morganne Grimes	18	18	3	2011
4.	1,698	Hannah Tyler	19	18	0	2007
5.	1,697	Jessica Wells	20	19	0	2000

GAME-WINNING GOALS: 5, MaKayla Waldner, 2017

GOALKEEPER WINS: 9, Jennifer Croisant, 1996

SHUTOUTS: 6, Jennifer Croisant, 1996

GOALS AGAINST AVERAGE: 1.41, Emily Meyers, 2004

SAVE PERCENTAGE: .833, Brandy Garland, 1997

¹ Shots on goal not tracked prior to 2000

² Minutes not tracked prior to 1999

JUNIOR RECORDS

POINTS

	NO.	NAME	GP	G	A	YEAR
1.	28	Elisabeth Sullivan	20	12	4	2012
2.	26	Shannon Walsh	19	12	2	1996
3.	22	Meredith Riekert	20	8	6	1997
4.	20	Brooke McKee	18	8	4	2017
5.	19	Kat Walsh	17	9	1	2009

GOALS

	NO.	NAME	GP	SHT	SOG ¹	YEAR
1.	12	Elisabeth Sullivan	20	79	47	2012
	12	Shannon Walsh	19	43	--	1996
3.	9	Kat Walsh	17	72	38	2009
4.	8	Brooke McKee	18	39	13	2017
	8	Meredith Riekert	20	57	--	1997

ASSISTS

	NO.	NAME	GP	PTS	SHT	YEAR
1.	7	Bethany Frazier	19	9	18	2007
	7	Angie DeLage	12	7	7	1997
3.	6	Betty Ann Casey	21	14	61	2004
	6	Meredith Riekert	20	22	57	1997
5.	4	Morganne Grimes	20	4	3	2012
	4	Elisabeth Sullivan	20	28	79	2012
	4	Karen Sandrik	20	4	8	2003

SHOTS

	NO.	NAME	GP	G	SOG ¹	YEAR
1.	79	Elisabeth Sullivan	20	12	47	2012
2.	72	Kat Walsh	17	9	38	2009
3.	61	Betty Ann Casey	21	4	33	2004
4.	57	Meredith Riekert	20	8	--	1997
5.	56	MaKayla Waldner	18	7	23	2018

SAVES

	NO.	NAME	GP	GA	SV%	YEAR
1.	131	Skylar Rosson	18	29	.819	2011
2.	130	Kirstin Olson	19	44	.747	1999
3.	124	Taryn Holland	20	40	.756	2008
4.	88	Tanya de Souza	17	29	.752	2016
5.	84	Emily Meyers	14	18	.824	2004

FIELD MINUTES²

	NO.	NAME	GP	GS	PTS	YEAR
1.	1,836	Morganne Grimes	20	20	4	2012
2.	1,776	Heather Ammann	20	20	1	2004
3.	1,762	Hannah Tyler	20	20	1	2008
4.	1,759	Meredith Jacobson	19	18	5	2007
5.	1,730	Sara Moore	19	19	3	2005

GAME-WINNING GOALS: 4, Kat Walsh, 2009

GOALKEEPER WINS: 5, Tanya de Souza, 2016; Skylar Rosson, 2011; Taryn Holland, 2008; Emily Meyers, 2004

SHUTOUTS: 4, Skylar Rosson, 2011

GOALS AGAINST AVERAGE: 1.55, Skylar Rosson, 2011

SAVE PERCENTAGE: .819, Skylar Rosson, 2011

¹ Shots on goal not tracked prior to 2000

² Minutes not tracked prior to 1999

SENIOR RECORDS

POINTS

	NO.	NAME	GP	G	A	YEAR
1.	34	Elisabeth Sullivan	18	16	2	2013
2.	17	Treena Ferguson	19	7	3	2007
3.	15	Shannen Jainudeen	18	7	1	2014
	15	Betty Ann Casey	19	6	3	2005
5.	12	Brooke McKee	17	4	4	2018

GOALS

	NO.	NAME	GP	SHT	SOG ¹	YEAR
1.	16	Elisabeth Sullivan	18	88	60	2013
2.	7	Shannen Jainudeen	18	41	19	2014
	7	Treena Ferguson	19	64	29	2007
4.	6	Betty Ann Casey	19	55	22	2005
5.	5	Shannon Walsh	20	35	--	1997

ASSISTS

	NO.	NAME	GP	PTS	SHT	YEAR
1.	6	Mallory Eubanks	17	8	35	2017
2.	5	April Berry	21	11	33	2004
	5	Lauren Hall	20	11	31	2000
4.	4	Brooke McKee	17	12	40	2018
5.	3	Khalyn Harmon	18	3	7	2017
	3	Leanna Baldner	16	5	11	2010
	3	Ashley Hood	14	3	16	2010
	3	Danielle Kite	17	5	9	2010
	3	Treen Ferguson	19	17	64	2007
	3	Betty Ann Casey	19	15	55	2005
	3	Ngum Suh	21	5	25	2004
	3	Elke D'Hollander	20	5	25	2003
	3	Charleston Platt	10	7	8	2000
	3	Beth Dreher	20	7	21	2000

SHOTS

	NO.	NAME	GP	G	SOG ¹	YEAR
1.	88	Elisabeth Sullivan	18	16	60	2013
2.	64	Treena Ferguson	19	7	29	2007
3.	55	Betty Ann Casey	19	6	22	2005
4.	42	Kat Walsh	15	2	13	2010
5.	41	Shannen Jainudeen	18	7	19	2014

SAVES

	NO.	NAME	GP	GA	SV%	YEAR
1.	135	Emily Meyers	19	34	.799	2005
2.	94	Taryn Holland	19	27	.777	2009
3.	88	Skylar Rosson	17	24	.786	2012
4.	87	Kirstin Olson	18	35	.713	2000
5.	68	Catalina Perez	18	19	.782	2017
	68	CJ Winship	16	41	.624	2013

FIELD MINUTES²

	NO.	NAME	GP	GS	PTS	YEAR
1.	1,866	Morgan McDonald	21	21	1	2004
2.	1,834	Karen Sandrik	21	21	5	2004
3.	1,793	April Berry	21	21	11	2004
4.	1,706	Beth Dreher	20	20	7	2000
5.	1,701	Meredith Jacobson	20	19	3	2008

GAME-WINNING GOALS: 2, Shannen Jainudeen, 2014; Kat Walsh, 2010; Karen Sandrik, 2004

GOALKEEPER WINS: 9, Rhylee DeCrane, 2018; Catalina Perez, 2017; Skylar Rosson, 2012

SHUTOUTS: 8, Rhylee DeCrane, 2018

GOALS AGAINST AVERAGE: 0.86, Rhylee DeCrane, 2018

SAVE PERCENTAGE: .786, Skylar Rosson, 2012

¹ Shots on goal not tracked prior to 2000

² Minutes not tracked prior to 1999

ANNUAL LEADERS

POINTS

YEAR	NAME	NO.
1995	Meredith Riekert	15
1996	Shannon Walsh	26
1997	Meredith Riekert	22
1998	Gretchen Gourley	6
1999	Katie McVie	8
2000	Jessica Kauffman	13
2001	Amy Van Zandt	39
2002	Jessi Moore	24
2003	Betty Ann Casey	13
2004	Betty Ann Casey	14
2005	Betty Ann Casey	15
2006	Treena Ferguson	14
2007	Treena Ferguson	17
2008	Kevyn Shelledy	10
2009	Kat Walsh	19
2010	Elisabeth Sullivan	17
2011	Elisabeth Sullivan	13
2012	Elisabeth Sullivan	28
2013	Elisabeth Sullivan	34
2014	Shannen Jainudeen	15
2015	Mallory Eubanks	10
2016	Mallory Eubanks	9
2017	Brooke McKee	20
2018	Zakirah McGillivray	17

ASSISTS

YEAR	NAME	NO.
1995	Angie DeLage	7
1996	Lauren Tietze	9
1997	Angie DeLage	7
1998	Gretchen Gourley / Leean Goodman / Casey Newman	2
1999	Katie McVie	2
2000	Sam Schwenke	6
2001	Jessi Moore	16
2002	Jessi Moore	8
2003	Karen Sandrik	4
2004	Betty Ann Casey	6
2005	Betty Ann Casey / Sara Moore	3
2006	Bethany Frazier / Brandi Parker	2
2007	Bethany Frazier	7
2008	Mary Clare Scurria	3
2009	Jasmine Simmons	4
2010	Elisabeth Sullivan	5
2011	Elisabeth Sullivan	3
2012	Honeye Heydari	5
2013	Annebel ten Broeke	7
2014	Mallory Eubanks	4
2015	Mallory Eubanks	4
2016	Mallory Eubanks	3
2017	Mallory Eubanks	6
2018	Miranda Carrasco	7

SHOTS ON GOAL¹

YEAR	NAME	NO.
1995	--	--
1996	--	--
1997	--	--
1998	--	--
1999	--	--
2000	Lauren Hall	19
2001	Amy Van Zandt	54
2002	Amy Van Zandt	35
2003	Betty Ann Casey	26
2004	Betty Ann Casey	33
2005	Betty Ann Casey	22
2006	Treena Ferguson	18
2007	Treena Ferguson	29
2008	Bethany Frazier	15
2009	Kat Walsh	38
2010	Elisabeth Sullivan	18
2011	Elisabeth Sullivan	30
2012	Elisabeth Sullivan	47
2013	Elisabeth Sullivan	60
2014	Shannen Jainudeen	19
2015	Mallory Eubanks	14
2016	Mallory Eubanks	23
2017	MaKayla Waldner	23
2018	Zakirah McGillivray	28

GOALS

YEAR	NAME	NO.
1995	Meredith Riekert	7
1996	Shannon Walsh	12
1997	Kristina McCutchen / Meredith Riekert	8
1998	Gretchen Gourley / Anna Junnila	2
1999	Katie McVie	3
2000	Jessica Kauffman / Michelle Provenzano / Amber Rose	4
2001	Amy Van Zandt	15
2002	Jessi Moore	8
2003	Betty Ann Casey / Heidi Ondra	6
2004	Betty Ann Casey / Kristin Peterson	4
2005	Betty Ann Casey	6
2006	Treena Ferguson	7
2007	Treena Ferguson	7
2008	Tarah Henderson / Kevyn Shelledy	4
2009	Kat Walsh	9
2010	Elisabeth Sullivan	6
2011	Jasmine Simmons / Elisabeth Sullivan	5
2012	Elisabeth Sullivan	12
2013	Elisabeth Sullivan	16
2014	Shannen Jainudeen	7
2015	Kennadi Carbin / Kiley Martens	4
2016	Mallory Eubanks	3
2017	MaKayla Waldner	9
2018	Zakirah McGillivray	8

SHOTS

YEAR	NAME	NO.
1995	Meredith Riekert	37
1996	Meredith Riekert	71
1997	Meredith Riekert	57
1998	Gretchen Gourley	41
1999	Jessica Kauffman	34
2000	Lauren Hall	31
2001	Jessi Moore / Amy Van Zandt	76
2002	Amy Van Zandt	51
2003	Betty Ann Casey	43
2004	Betty Ann Casey	64
2005	Betty Ann Casey	55
2006	Treena Ferguson	42
2007	Treena Ferguson	64
2008	Danielle Kite	31
2009	Kat Walsh	72
2010	Kat Walsh	42
2011	Elisabeth Sullivan	59
2012	Elisabeth Sullivan	79
2013	Elisabeth Sullivan	88
2014	Shannen Jainudeen	41
2015	Mallory Eubanks	40
2016	Mallory Eubanks	37
2017	MaKayla Waldner	56
2018	MaKayla Waldner	56

GAME-WINNING GOALS

YEAR	NAME	NO.
1995	Carrie Arne / Meredith Riekert	2
1996	Meredith Riekert / Shannon Walsh	4
1997	Kristina McCutchen	3
1998	Amy Mann / Annemarie Pimentel / Meredith Riekert	1
1999	Four Players	1
2000	Eight Players	1
2001	Jessi Moore	4
2002	Jessi Moore	3
2003	Betty Ann Casey / Ngum Suh	2
2004	Sara Moore	3
2005	Four Players	1
2006	Treena Ferguson / Kevyn Shelledy	1
2007	Katelyn Graben	3
2008	Five Players	1
2009	Kat Walsh	4
2010	Jasmine Simmons / Kat Walsh / Rachel Wannek	2
2011	Elisabeth Sullivan	2
2012	Elisabeth Sullivan	3
2013	Annebel ten Broeke	2
2014	Shannen Jainudeen	2
2015	Mallory Eubanks	2
2016	Johanna Hamblett	2
2017	MaKayla Waldner	5
2018	Zakirah McGillivray	5

¹ Shots on goal not tracked prior to 2000

ANNUAL LEADERS

SHOOTING PERCENTAGE (MIN. 10 SHOTS)

YEAR	NAME	NO.
1995	Carrie Arne	.333
1996	Shannon Walsh	.279
1997	Kristina McCutchen	.308
1998	Amy Mann	.083
1999	Casey Newman	.182
2000	Amber Rose	.308
2001	Jessica Kauffman	.273
2002	Heather Ammann	.286
2003	Heidi Ondra	.316
2004	Kristin Peterson	.235
2005	Marlyce Stein	.118
2006	Treena Ferguson	.167
2007	Katelyn Graben	.156
2008	Tarah Henderson	.400
2009	Kat Walsh	.125
2010	Elisabeth Sullivan	.200
2011	Jasmine Simmons	.093
2012	Elisabeth Sullivan	.152
2013	Elisabeth Sullivan	.182
2014	Shannen Jainudeen	.171
2015	Kiley Martens	.235
2016	Kennadi Carbin	.105
2017	Courtney Robicheaux	.250
2018	Niah Johnson	.222

SHOT ON GOAL PERCENTAGE¹ (MIN. 10 SHOTS)

YEAR	NAME	NO.
1995	--	--
1996	--	--
1997	--	--
1998	--	--
1999	--	--
2000	Amber Rose	.846
2001	Jessica Kauffman	.818
2002	Ngum Suh	.846
2003	Heidi Ondra	.737
2004	Karen Sandrik	.700
2005	Bethany Frazier	.650
2006	Heather Buttrey	.600
2007	Bethany Frazier	.611
2008	Tarah Henderson	.900
2009	Danielle Kite	.579
2010	Monica Alvarado	.625
2011	Tarah Henderson	.567
2012	Elisabeth Sullivan	.595
2013	Elisabeth Sullivan	.682
2014	Mallory Eubanks	.500
2015	Kiley Martens	.588
2016	Mallory Eubanks	.622
2017	Kelly Dorney	.647
2018	Zakirah McGillivray	.583

SAVES

YEAR	NAME	NO.
1995	Jennifer Croisant	110
1996	Jennifer Croisant	109
1997	Sarah Roberts	104
1998	Kirstin Olson	74
1999	Kirstin Olson	130
2000	Kirstin Olson	87
2001	Krystal Werges	79
2002	Krystal Werges	100
2003	Luisa Marzotto	114
2004	Emily Meyers	87
2005	Emily Meyers	135
2006	Stephanie Dallas	57
2007	Taryn Holland	104
2008	Taryn Holland	124
2009	Taryn Holland	94
2010	Skylar Rosson	110
2011	Skylar Rosson	131
2012	Skylar Rosson	88
2013	CJ Winship	68
2014	Rhylee DeCrane	77
2015	Tanya de Souza	60
2016	Tanya de Souza	88
2017	Catalina Perez	68
2018	Rhylee DeCrane	55

GOALS AGAINST AVERAGE (MIN. 1,000 MIN)

YEAR	NAME	NO.
1995	Jennifer Croisant	1.00
1996	Jennifer Croisant	1.67
1997	Sarah Roberts	1.47
1998	Kirstin Olson	2.13
1999	Kirstin Olson	2.52
2000	Kirstin Olson	1.48
2001	Krystal Werges	1.55
2002	Krystal Werges	2.62
2003	Luisa Marzotto	1.45
2004	Emily Meyers	1.98
2005	Emily Meyers	2.00
2006	Stephanie Dallas	2.39
2007	Taryn Holland	1.79
2008	Taryn Holland	1.41
2009	Taryn Holland	0.87
2010	Skylar Rosson	1.79
2011	Skylar Rosson	1.74
2012	Skylar Rosson	2.08
2013	CJ Winship	2.63
2014	Rhylee DeCrane	2.07
2015	Tanya de Souza	1.60
2016	Tanya de Souza	1.55
2017	Catalina Perez	2.00
2018	Rhylee DeCrane	0.86

MINUTES IN THE FIELD²

YEAR	NAME	NO.
1995	--	--
1996	--	--
1997	--	--
1998	--	--
1999	Jessica Wells	1,787
2000	Beth Dreher	1,706
2001	Morgan McDonald	1,898
2002	Morgan McDonald	1,750
2003	Karen Sandrik	1,856
2004	Morgan McDonald	1,958
2005	Meredith Jacobson	1,775
2006	Bethany Frazier	1,467
2007	Meredith Jacobson	1,759
2008	Taryn Holland	1,815
2009	Leanna Baldner	1,694
2010	Morganne Grimes	1,724
2011	Shannen Jainudeen	1,794
2012	Morganne Grimes	1,836
2013	Shelby Jordan	1,611
2014	Mallory Eubanks	1,563
2015	Carly Mauldin	1,663
2016	Carly Mauldin	1,653
2017	Kelly Dorney	1,683
2018	Courtney Robicheaux	1,616

¹ Shots on goal not tracked prior to 2000² Minutes not tracked prior to 1999

ANNUAL SUMMARIES

YEAR	RECORD	PCT.	SEC	PCT.	SEC FINISH	SEC TOURNAMENT	NCAA TOURNAMENT	HEAD COACH
1995	7-10-0	.412	1-7-0	.125	5th SEC West	--	--	William B. Findley II
1996	12-5-2	.684	2-5-1	.313	4th SEC West	--	--	William B. Findley II
1997	11-8-1	.575	2-6-0	.250	4th SEC West	--	--	William B. Findley II
1998	3-14-1	.194	0-8-0	.000	6th SEC West	--	--	William B. Findley II
1999	4-16-0	.200	1-8-0	.111	5th SEC West	--	--	William B. Findley II
2000	8-11-1	.425	3-5-1	.389	4th SEC West	--	--	Neil McGuire
2001	13-8-0	.619	5-4-0	.556	SEC West Champions	First Round	--	Neil McGuire
2002	6-13-1	.325	2-6-1	.278	6th SEC West	--	--	Neil McGuire
2003	9-8-3	.525	2-5-2	.333	5th SEC West	--	--	Neil McGuire
2004	9-9-3	.500	5-5-1	.500	2nd SEC West	First Round	--	Neil MacDonald
2005	4-11-4	.316	2-8-1	.227	6th SEC West	--	--	Neil MacDonald
2006	2-16-0	.111	1-10-0	.091	6th SEC West	--	--	Neil MacDonald
2007	6-12-1	.342	2-8-1	.227	4th SEC West	--	--	Neil MacDonald
2008	5-15-0	.250	0-11-0	.000	6th SEC West	--	--	Neil MacDonald
2009	9-8-2	.526	1-8-2	.182	6th SEC West	--	--	Neil MacDonald
2010	8-12-0	.400	1-10-0	.091	6th SEC West	--	--	Neil MacDonald
2011	6-10-3	.395	3-7-1	.318	5th SEC West	--	--	Neil MacDonald
2012	9-10-1	.475	2-10-1	.192	6th SEC West	--	--	Neil MacDonald
2013	3-15-0	.167	0-11-0	.000	14th	--	--	Aaron Gordon
2014	3-15-0	.167	0-11-0	.000	14th	--	--	Aaron Gordon
2015	5-10-3	.361	3-6-2	.364	12th	--	--	Aaron Gordon
2016	6-12-0	.333	1-10-0	.091	14th	--	--	Aaron Gordon
2017	9-5-4	.611	2-5-3	.350	T-10th	--	--	Tom Anagnost
2018	9-7-2	.556	2-6-2	.300	12th	--	First Round	Tom Anagnost
TOTALS	166-260-32	.397	43-180-19	.217		2 appearances	1 appearance	

ANNUAL TEAM STATS

YEAR	MATCHES	RECORD	G	A	PTS	SH	SH%	SOG	SOG%	YC-RC	PK-ATT	GA	GAA	SV	SV%	SO
1995	17	7-10-0	27	21	75	155	.174	98	.632	7-0	2-2	36	2.00	110	.753	4
1996	19	12-5-2	54	57	165	342	.158	192	.561	13-0	0-0	27	1.31	118	.814	9
1997	20	11-8-1	40	48	128	286	.140	174	.608	13-3	0-0	30	1.44	128	.810	8
1998	18	3-14-1	11	9	31	202	.054	92	.455	13-0	0-0	44	2.36	112	.718	2
1999	20	4-16-0	10	5	25	179	.056	81	.453	16-1	0-0	53	2.65	169	.761	3
2000	20	8-11-1	33	40	106	217	.152	123	.567	10-2	1-1	42	2.07	116	.734	6
2001	21	13-8-0	48	51	147	332	.145	207	.623	13-0	1-1	37	1.68	113	.753	5
2002	20	6-13-1	30	31	91	243	.123	153	.630	15-0	1-1	37	1.82	138	.789	2
2003	20	9-8-3	24	15	63	244	.098	117	.480	9-0	3-3	18	0.86	122	.871	9
2004	21	9-9-3	25	31	81	279	.090	137	.491	15-0	1-1	35	1.61	139	.799	5
2005	19	4-11-4	14	12	40	192	.073	81	.422	16-0	0-1	36	1.81	156	.812	3
2006	18	2-16-0	14	10	38	163	.086	58	.356	18-0	1-1	46	2.52	109	.703	0
2007	19	6-12-1	22	20	64	219	.100	101	.461	17-1	1-1	39	2.00	113	.743	3
2008	20	5-15-0	25	23	73	221	.113	104	.471	17-0	0-0	30	1.98	130	.765	3
2009	19	9-8-2	19	15	53	312	.061	143	.458	11-0	2-3	27	1.38	104	.794	6
2010	20	8-12-0	25	30	80	295	.085	132	.447	14-0	1-2	53	2.63	136	.720	4
2011	19	6-10-3	17	14	48	269	.063	118	.439	12-2	1-2	30	1.51	142	.826	5
2012	20	9-10-1	29	31	89	296	.098	123	.416	19-2	0-0	36	1.76	125	.776	6
2013	18	3-15-0	23	25	71	227	.101	123	.542	13-1	2-2	53	2.89	101	.656	1
2014	18	3-15-0	13	16	42	190	.068	85	.447	15-2	0-0	42	2.31	113	.729	1
2015	18	5-10-3	17	17	51	218	.078	94	.431	23-1	0-1	25	1.34	70	.737	5
2016	18	6-12-0	17	13	47	227	.075	110	.485	21-1	0-0	29	1.58	100	.775	3
2017	18	9-5-4	32	25	89	287	.111	119	.415	23-1	1-3	19	1.00	68	.782	6
2018	18	9-7-2	32	28	92	332	.096	137	.413	15-0	2-3	17	0.91	58	.773	8

HEAD COACHING HISTORY

YEAR	TENURE	RECORD	PCT	SEC	PCT
William B. Findley II	1995-1999	37-53-4	.415	6-34-1	.159
Neil McGuire	2000-2003	36-40-5	.475	12-20-4	.389
Neil MacDonald	2004-2012	58-103-14	.371	17-77-7	.203
Aaron Gordon	2013-2016	17-52-3	.257	4-38-2	.114
Tom Anagnost	2017-2018	18-12-6	.583	4-11-5	.325
James Armstrong	2019-prs.	--	--	--	--
TOTALS		166-260-32	.397	43-180-19	.217


ALL-TIME ASSISTANT COACHES

NAME	TENURE	NAME	TENURE
Katie Anderson	1995-1999	Myranda Sanders	2010-2011
Jimmy DeYoung	1997	Kim Pettit	2012
Dawn Crow	1998	Ashley Gordon	2013-2016
Tony Tommasi	1999	Phil Casella	2013-2016
Jennie Altherr	2000-2001	Matt Kagan	2017-2018
Scott Ebke	2000-2002	Jason Hamilton	2017
Robin Confer	2002	Josh Rife	2018
Neil McDonald	2003	Nick Zimmerman	2019-prs.
Ja'net Esparza	2003-2006	Brian Dunleavy	2019-prs.
Andy Manners	2005-2012		
Sarah Strickland	2007-2009		

SERIES HISTORIES

SERIES OPPONENT	ALL-TIME RECORD	ALL-TIME SCORE	FIRST MEETING	LAST MEETING	LAST RESULT	SERIES OPPONENT	ALL-TIME RECORD	ALL-TIME SCORE	FIRST MEETING	LAST MEETING	LAST RESULT
ALABAMA	8-12-3	31-36	1995	2018	W, 5-2	Nicholls State	2-0-0	12-0	2008	2015	W, 4-0
ALABAMA A&M	1-0-0	10-0	2000	2000	W, 10-0	North Carolina	0-1-0	1-4	2004	2004	L, 1-4
ARKANSAS	3-20-1	14-52	1995	2018	T, 0-0 (20T)	North Florida	2-0-0	2-0	2007	2009	W, 1-0
Arkansas-Pine Bluff	1-0-0	1-0	2011	2011	W, 1-0 (OT)	North Texas	0-1-0	1-2	1995	1995	L, 1-2 (OT)
Arkansas State	2-1-0	10-3	2011	2014	W, 5-0	Northwestern State	7-0-0	18-4	1996	2009	W, 2-1
AUBURN	4-17-2	9-59	1995	2018	L, 0-3	Oklahoma State	0-1-0	0-6	2010	2010	L, 0-6
Austin Peay	1-0-0	4-0	2018	2018	W, 4-0	Oral Roberts	1-0-0	1-0	2010	2010	W, 1-0
Baylor	0-1-0	1-2	2002	2002	L, 1-2	Rice	1-1-0	4-4	2006	2007	W, 2-1 (20T)
Belmont	1-2-0	8-5	1997	1999	L, 2-4	Sacramento State	0-0-1	0-0	2005	2005	T, 0-0 (20T)
BOSTON COLLEGE	FIRST MEETING	--	2019	--	--	Saint Louis	0-2-0	0-3	1998	2004	L, 0-1
Brewton-Parker	0-1-0	0-6	1995	1995	L, 0-6	Sam Houston State	0-1-0	0-1	2006	2006	L, 0-1 (20T)
BYU	FIRST MEETING	--	2019	--	--	Samford	5-2-1	18-9	1997	2005	T, 1-1 (20T)
UC-Irvine	0-1-0	0-2	2011	2011	L, 0-2	San Jose State	1-0-0	1-0	2017	2017	W, 1-0
UC-Riverside	0-1-0	0-3	2011	2011	L, 0-3	SOUTH ALABAMA	7-5-1	30-15	1996	2018	W, 3-0
Centenary	1-2-0	3-6	1998	2000	L, 1-2	South Carolina	5-11-3	16-34	1996	2017	W, 2-1 (OT)
Central Arkansas	2-0-0	5-0	2017	2018	W, 2-0	South Florida	0-1-0	0-3	2015	2015	L, 0-3
Central Florida	0-1-0	2-3	2007	2007	L, 2-3	Southeastern Louisiana	3-0-0	9-4	1995	2012	W, 2-1
Charlotte	1-1-0	2-6	2005	2006	L, 0-5	Southeast Missouri State	1-0-0	3-1	2017	2017	W, 3-1
Chattanooga	4-0-0	23-1	1996	2001	W, 3-0	Southern California	0-1-0	1-4	2004	2004	L, 1-4
Cincinnati	0-1-0	0-1	2014	2014	L, 0-1	SMU	0-1-0	1-2	2006	2006	L, 1-2 (20T)
Colgate	1-0-0	6-2	2017	2017	W, 6-2	Southern Miss	8-2-2	17-9	2002	2018	W, 3-0
College of Charleston	1-0-0	2-0	2016	2016	W, 2-0	Stephen F. Austin	2-0-0	4-0	2017	2018	W, 3-0
Columbia	0-1-0	0-4	1999	1999	L, 0-4	TENNESSEE	2-16-1	9-49	1996	2018	L, 0-1
Drury	1-1-0	2-1	1998	1999	W, 2-0	UT-MARTIN	3-0-0	8-4	2010	2016	W, 3-1
Duquesne	1-0-0	3-0	2001	2001	W, 3-0	Tennessee Tech	1-0-0	4-0	1997	1997	W, 4-0
East Tennessee State	1-0-0	2-0	2009	2009	W, 2-0	TEXAS A&M	0-7-0	3-23	2012	2018	L, 1-2
EASTERN WASHINGTON	FIRST MEETING	--	2019	--	--	TCU	1-2-0	5-9	1995	2002	W, 1-0
Fairfield	1-0-0	2-1	1997	1997	W, 2-1	UTEP	1-1-0	2-3	2001	2005	L, 1-3
Florida	2-15-2	9-66	1996	2018	T, 0-0 (20T)	Troy	2-0-1	4-1	2009	2011	T, 1-1 (20T)
Florida Atlantic	1-0-0	3-1	2013	2013	W, 3-1	Tulane	4-1-0	14-7	1996	2002	W, 3-1
Florida Gulf Coast	1-2-0	2-4	2009	2015	L, 0-2	UAB	2-4-0	4-9	1996	2010	L, 0-3
Florida International	1-0-0	1-0	2003	2003	W, 1-0 (20T)	Vanderbilt	2-18-0	16-54	1995	2018	L, 0-1
Furman	0-3-0	2-16	2000	2014	L, 1-2	Virginia Tech	0-1-0	1-2	2016	2016	L, 1-2
Gardner-Webb	0-1-0	2-3	2006	2006	L, 2-3	Western Kentucky	0-1-0	1-2	2007	2007	L, 1-2
George Mason	0-1-0	0-1	2008	2008	L, 0-1						
Georgetown	0-1-0	0-3	2008	2008	L, 0-3						
GEORGIA	4-15-0	19-44	1995	2017	W, 3-0						
Georgia State	2-1-1	9-6	1996	2012	W, 3-0						
Georgia Southern	1-1-0	2-4	2000	2007	W, 2-1						
IDAHO	FIRST MEETING	--	2019	--	--						
Iowa State	0-3-1	1-10	1998	2014	L, 1-5						
Jackson State	4-0-0	9-4	2009	2013	W, 4-2						
Jacksonville State	4-2-1	16-7	1997	2004	T, 1-1 (20T)						
Kansas	0-2-0	1-5	1997	2002	L, 1-2						
Kennesaw State	1-0-0	2-1	2007	2007	W, 2-1						
KENTUCKY	4-14-0	0-1	1995	2017	L, 0-1						
Lipscomb	2-2-0	4-3	2011	2018	L, 0-1 (20T)						
Little Rock ¹	5-1-0	19-5	1995	2008	L, 1-2 (OT)						
UL-Lafayette	1-0-0	2-1	2016	2016	W, 2-1						
UL-Monroe	1-0-0	3-0	2012	2012	W, 3-0						
LSU	2-20-2	15-49	1995	2018	L, 1-2						
Louisiana Tech	3-0-0	6-1	2014	2018	W, 3-0						
McNeese State	1-0-0	8-0	1996	1996	W, 8-0						
MEMPHIS	6-7-2	25-27	1995	2018	W, 5-2						
Mercer	1-1-0	3-3	1995	1999	L, 0-2						
Miami (Fla.)	0-1-0	1-5	2000	2000	L, 1-5						
Middle Tennessee	3-1-0	12-6	1996	2007	L, 4-5						
Milwaukee ²	0-0-1	2-2	2004	2004	T, 2-2 (20T)						
OLE MISS	6-14-4	19-42	1995	2018	L, 0-2						
Mississippi Valley State	4-0-0	11-0	2005	2012	W, 2-0						
MISSOURI	2-4-1	7-11	2002	2017	W, 3-1						
Missouri State ³	2-2-1	5-9	1998	2017	W, 2-1						
Mobile	1-0-0	3-1	1995	1995	W, 3-1						
Montevallo	1-0-0	6-0	1995	1995	W, 6-0						
Morehead State	1-0-0	3-2	2009	2009	W, 3-2						
Murray State	0-1-0	1-2	2015	2015	L, 1-2						
Nebraska	0-1-0	0-1	2003	2003	L, 0-1						

* BOLD CAPS DENOTES 2019 OPPONENT

¹ previously Arkansas-Little Rock² previously Wisconsin-Milwaukee³ previously Southwest Missouri State

SERIES HISTORIES

ALABAMA 8-12-3

HOME: 4-6-2 | AWAY: 4-6-1 | NEUTRAL: 0-0-0
CURRENT STREAK: Won 1 | GF: 31 | GA: 36

DATE	LOCATION	RESULT
Sept. 22, 1995	Starkville, Miss.	L, 1-2
Sept. 13, 1996	Tuscaloosa, Ala.	L, 1-2
Sept. 26, 1997	Starkville, Miss.	L, 1-2
Sept. 27, 1998	Tuscaloosa, Ala.	L, 0-4
Sept. 24, 1999	Starkville, Miss.	L, 0-1
Oct. 8, 2000	Tuscaloosa, Ala.	W, 2-0
Oct. 14, 2001	Starkville, Miss.	L, 1-2
Oct. 13, 2002	Tuscaloosa, Ala.	T, 1-1 (20T)
Oct. 19, 2003	Starkville, Miss.	T, 1-1 (20T)
Oct. 10, 2004	Tuscaloosa, Ala.	W, 2-1
Oct. 9, 2005	Starkville, Miss.	W, 2-1
Oct. 6, 2006	Tuscaloosa, Ala.	L, 0-1
Oct. 5, 2007	Starkville, Miss.	W, 3-1
Oct. 3, 2008	Tuscaloosa, Ala.	L, 0-1
Sept. 29, 2009	Starkville, Miss.	L, 0-1
Sept. 26, 2010	Tuscaloosa, Ala.	L, 0-2
Sept. 30, 2011	Starkville, Miss.	T, 2-2 (20T)
Oct. 12, 2012	Tuscaloosa, Ala.	W, 3-2
Oct. 25, 2013	Starkville, Miss.	L, 1-3
Oct. 25, 2015	Tuscaloosa, Ala.	W, 2-1
Sept. 30, 2016	Starkville, Miss.	W, 1-0
Oct. 15, 2017	Tuscaloosa, Ala.	L, 2-3 (20T)
Oct. 7, 2018	Starkville, Miss.	W, 5-2

ALABAMA A&M 1-0-0

HOME: 1-0-0 | AWAY: 0-0-0 | NEUTRAL: 0-0-0
CURRENT STREAK: Won 1 | GF: 10 | GA: 0

DATE	LOCATION	RESULT
Sept. 24, 2000	Starkville, Miss.	W, 10-0

ARKANSAS 3-20-1

HOME: 2-9-1 | AWAY: 1-11-0 | NEUTRAL: 0-0-0
CURRENT STREAK: Tied 1 | GF: 14 | GA: 52

DATE	LOCATION	RESULT
Sept. 8, 1995	Fayetteville, Ark.	L, 1-2 (OT)
Sept. 27, 1996	Starkville, Miss.	W, 1-0 (20T)
Sept. 14, 1997	Fayetteville, Ark.	L, 0-4
Sept. 11, 1998	Starkville, Miss.	L, 0-1 (OT)
Sept. 12, 1999	Fayetteville, Ark.	L, 0-8
Sept. 29, 2000	Starkville, Miss.	L, 0-1
Oct. 5, 2001	Fayetteville, Ark.	L, 1-4
Oct. 4, 2002	Starkville, Miss.	W, 3-0
Oct. 10, 2003	Fayetteville, Ark.	L, 2-4
Oct. 1, 2004	Starkville, Miss.	L, 1-2 (OT)
Sept. 30, 2005	Fayetteville, Ark.	L, 0-1
Oct. 1, 2006	Starkville, Miss.	L, 0-3
Sept. 30, 2007	Fayetteville, Ark.	L, 0-2
Sept. 28, 2008	Starkville, Miss.	L, 0-1
Oct. 16, 2009	Fayetteville, Ark.	L, 0-1
Oct. 15, 2010	Starkville, Miss.	L, 0-4
Sept. 25, 2011	Fayetteville, Ark.	L, 0-1
Oct. 21, 2012	Starkville, Miss.	L, 1-2
Oct. 6, 2013	Fayetteville, Ark.	L, 0-1
Oct. 26, 2014	Starkville, Miss.	L, 0-3
Sept. 20, 2015	Fayetteville, Ark.	W, 2-1
Sept. 9, 2016	Starkville, Miss.	L, 2-5
Sept. 15, 2017	Fayetteville, Ark.	L, 0-1
Oct. 18, 2018	Starkville, Miss.	T, 0-0 (20T)

ARKANSAS-PINE BLUFF 1-0-0

HOME: 1-0-0 | AWAY: 0-0-0 | NEUTRAL: 0-0-0
CURRENT STREAK: Won 1 | GF: 1 | GA: 0

DATE	LOCATION	RESULT
Sept. 9, 2011	* Starkville, Miss.	W, 1-0 (OT)

* - Bulldog Classic

ARKANSAS STATE 2-1-0

HOME: 1-0-0 | AWAY: 1-1-0 | NEUTRAL: 0-0-0
CURRENT STREAK: Won 2 | GF: 10 | GA: 3

DATE	LOCATION	RESULT
Aug. 21, 2011	Jonesboro, Ark.	L, 1-3
Aug. 25, 2013	Starkville, Miss.	W, 4-0
Sept. 5, 2014	Jonesboro, Ark.	W, 5-0

AUBURN 4-17-2

HOME: 4-6-1 | AWAY: 0-11-1 | NEUTRAL: 0-0-0
CURRENT STREAK: Lost 1 | GF: 9 | GA: 59

DATE	LOCATION	RESULT
Sept. 24, 1995	Starkville, Miss.	L, 0-4
Sept. 15, 1996	Auburn, Ala.	T, 1-1 (20T)
Sept. 28, 1997	Starkville, Miss.	W, 1-0
Sept. 25, 1998	Auburn, Ala.	L, 0-5
Sept. 26, 1999	Starkville, Miss.	W, 1-0
Oct. 6, 2000	Auburn, Ala.	L, 0-3
Oct. 12, 2001	Starkville, Miss.	W, 2-1 (20T)
Oct. 11, 2002	Auburn, Ala.	L, 0-2
Oct. 17, 2003	Starkville, Miss.	L, 0-1
Oct. 8, 2004	Auburn, Ala.	L, 0-3
Oct. 7, 2005	Starkville, Miss.	L, 0-5
Oct. 8, 2006	Auburn, Ala.	L, 0-6
Oct. 7, 2007	Starkville, Miss.	L, 0-1
Oct. 5, 2008	Auburn, Ala.	L, 0-6
Sept. 25, 2009	Starkville, Miss.	L, 1-5
Sept. 24, 2010	Auburn, Ala.	L, 1-3
Oct. 2, 2011	Starkville, Miss.	W, 2-0
Oct. 5, 2012	Auburn, Ala.	L, 0-2
Oct. 23, 2014	Auburn, Ala.	L, 0-2
Oct. 29, 2015	Starkville, Miss.	L, 0-3
Oct. 9, 2016	Auburn, Ala.	L, 0-3
Sept. 29, 2017	Starkville, Miss.	T, 0-0 (20T)
Sept. 14, 2018	Auburn, Ala.	L, 0-3

AUSTIN PEAY 1-0-0

HOME: 1-0-0 | AWAY: 0-0-0 | NEUTRAL: 0-0-0
CURRENT STREAK: Won 1 | GF: 4 | GA: 0

DATE	LOCATION	RESULT
Sept. 2, 2018	Starkville, Miss.	W, 4-0

BAYLOR 0-1-0

HOME: 0-0-0 | AWAY: 0-1-0 | NEUTRAL: 0-0-0
CURRENT STREAK: Lost 1 | GF: 1 | GA: 2

DATE	LOCATION	RESULT
Sept. 1, 2002	* Waco, Texas	L, 1-2

* - Baylor Labor Day Classic

BELMONT 1-2-0

HOME: 1-1-0 | AWAY: 0-1-0 | NEUTRAL: 0-0-0
CURRENT STREAK: Lost 2 | GF: 8 | GA: 5

DATE	LOCATION	RESULT
Aug. 30, 1997	Starkville, Miss.	W, 6-0
Sept. 20, 1998	Nashville, Tenn.	L, 0-1
Oct. 8, 1999	Starkville, Miss.	L, 2-4

BREWTON-PARKER 0-1-0

HOME: 0-1-0 | AWAY: 0-0-0 | NEUTRAL: 0-0-0
CURRENT STREAK: Lost 1 | GF: 0 | GA: 6

DATE	LOCATION	RESULT
Sept. 2, 1995	Starkville, Miss.	L, 0-6

UC-IRVINE 0-1-0

HOME: 0-0-0 | AWAY: 0-0-0 | NEUTRAL: 0-1-0
CURRENT STREAK: Lost 1 | GF: 0 | GA: 2

DATE	LOCATION	RESULT
Aug. 28, 2011	* Riverside, Calif.	L, 0-2

* - UC-Riverside Women's Soccer Invitational

UC-RIVERSIDE 0-1-0

HOME: 0-0-0 | AWAY: 0-1-0 | NEUTRAL: 0-0-0
CURRENT STREAK: Lost 1 | GF: 0 | GA: 3

DATE	LOCATION	RESULT
Aug. 26, 2011	* Riverside, Calif.	L, 0-3

* - UC-Riverside Women's Soccer Invitational

CENTENARY 1-2-0

HOME: 0-1-0 | AWAY: 1-0-0 | NEUTRAL: 0-1-0
CURRENT STREAK: Lost 1 | GF: 3 | GA: 6

DATE	LOCATION	RESULT
Oct. 9, 1998	Starkville, Miss.	L, 1-4
Sept. 19, 1999	Shreveport, La.	W, 1-0
Sept. 8, 2000	* Little Rock, Ark.	L, 1-2

* - Soccer Etc. Classic

CENTRAL ARKANSAS 2-0-0

HOME: 2-0-0 | AWAY: 0-0-0 | NEUTRAL: 0-0-0
CURRENT STREAK: Won 2 | GF: 5 | GA: 0

DATE	LOCATION	RESULT
Aug. 27, 2017	Starkville, Miss.	W, 3-0
Aug. 30, 2018	Starkville, Miss.	W, 2-0

CENTRAL FLORIDA 0-1-0

HOME: 0-1-0 | AWAY: 0-0-0 | NEUTRAL: 0-0-0
CURRENT STREAK: Lost 1 | GF: 2 | GA: 3

DATE	LOCATION	RESULT
Sept. 14, 2007	Starkville, Miss.	L, 2-3

CHARLOTTE 1-1-0

HOME: 1-0-0 | AWAY: 0-1-0 | NEUTRAL: 0-0-0
CURRENT STREAK: Lost 1 | GF: 2 | GA: 6

DATE	LOCATION	RESULT
Sept. 18, 2005	Starkville, Miss.	W, 2-1
Sept. 1, 2006	Charlotte, N.C.	L, 0-5

CHATTANOOGA 4-0-0

HOME: 2-0-0 | AWAY: 2-0-0 | NEUTRAL: 0-0-0
CURRENT STREAK: Won 4 | GF: 23 | GA: 1

DATE	LOCATION	RESULT
Oct. 16, 1996	Starkville, Miss.	W, 7-0
Sept. 21, 1997	Chattanooga, Tenn.	W, 6-0
Oct. 29, 2000	Starkville, Miss.	W, 7-1
Sept. 25, 2001	Chattanooga, Tenn.	W, 3-0

CINCINNATI 0-1-0

HOME: 0-1-0 | AWAY: 0-0-0 | NEUTRAL: 0-0-0
CURRENT STREAK: Lost 1 | GF: 0 | GA: 1

DATE	LOCATION	RESULT
Aug. 24, 2014	Starkville, Miss.	L, 0-1

SERIES HISTORIES

COLGATE 1-0-0

HOME: 1-0-0 | AWAY: 0-0-0 | NEUTRAL: 0-0-0

CURRENT STREAK: Won 1 | GF: 6 | GA: 2

DATE	LOCATION	RESULT
Sept. 3, 2017	Starkville, Miss.	W, 6-2

COLLEGE OF CHARLESTON 1-0-0

HOME: 0-0-0 | AWAY: 1-0-0 | NEUTRAL: 0-0-0

CURRENT STREAK: Won 1 | GF: 2 | GA: 0

DATE	LOCATION	RESULT
Aug. 19, 2016	Charleston, S.C.	W, 2-0

COLUMBIA 0-1-0

HOME: 0-0-0 | AWAY: 0-0-0 | NEUTRAL: 0-1-0

CURRENT STREAK: Lost 1 | GF: 0 | GA: 4

DATE	LOCATION	RESULT
Oct. 10, 1999	Birmingham, Ala.	L, 0-4

DRURY 1-1-0

HOME: 1-0-0 | AWAY: 0-1-0 | NEUTRAL: 0-0-0

CURRENT STREAK: Won 1 | GF: 2 | GA: 1

DATE	LOCATION	RESULT
Oct. 2, 1998	Springfield, Mo.	L, 0-1
Sept. 3, 1999	Starkville, Miss.	W, 2-0

DUQUESNE 1-0-0

HOME: 1-0-0 | AWAY: 0-0-0 | NEUTRAL: 0-0-0

CURRENT STREAK: Won 1 | GF: 3 | GA: 0

DATE	LOCATION	RESULT
Sept. 28, 2001	Starkville, Miss.	W, 3-0

EAST TENNESSEE STATE 1-0-0

HOME: 1-0-0 | AWAY: 0-0-0 | NEUTRAL: 0-0-0

CURRENT STREAK: Won 1 | GF: 2 | GA: 0

DATE	LOCATION	RESULT
Sept. 13, 2009	Starkville, Miss.	W, 2-0

FAIRFIELD 1-0-0

HOME: 0-0-0 | AWAY: 0-0-0 | NEUTRAL: 1-0-0

CURRENT STREAK: Won 1 | GF: 2 | GA: 1

DATE	LOCATION	RESULT
Oct. 5, 1997	Jackson, Miss.	W, 2-1

FLORIDA 2-15-2

HOME: 2-5-2 | AWAY: 0-10-0 | NEUTRAL: 1-0-0

CURRENT STREAK: Tied 1 | GF: 9 | GA: 66

DATE	LOCATION	RESULT
Oct. 19, 1996	Gainesville, Fla.	L, 0-7
Oct. 16, 1998	Gainesville, Fla.	L, 0-8
Oct. 13, 2000	Starkville, Miss.	L, 0-5
Oct. 26, 2001	Gainesville, Fla.	L, 0-6
Oct. 24, 2003	Starkville, Miss.	W, 1-0
Oct. 15, 2004	Gainesville, Fla.	L, 1-4
Oct. 14, 2005	Starkville, Miss.	L, 0-4
Oct. 15, 2006	Gainesville, Fla.	L, 1-3
Oct. 14, 2007	Starkville, Miss.	L, 0-5
Oct. 12, 2008	Gainesville, Fla.	L, 0-3
Oct. 2, 2009	Starkville, Miss.	T, 1-1 (2OT)
Oct. 1, 2010	Gainesville, Fla.	L, 1-7
Oct. 16, 2011	Starkville, Miss.	W, 1-0
Oct. 14, 2012	Gainesville, Fla.	L, 1-4
Oct. 11, 2013	Starkville, Miss.	L, 0-1 (2OT)
Oct. 10, 2014	Gainesville, Fla.	L, 1-5
Oct. 16, 2015	Starkville, Miss.	L, 1-2
Oct. 23, 2016	Gainesville, Fla.	L, 0-1
Sept. 28, 2018	Starkville, Miss.	T, 0-0 (2OT)

FLORIDA ATLANTIC 1-0-0

HOME: 0-0-0 | AWAY: 0-0-0 | NEUTRAL: 1-0-0

CURRENT STREAK: Won 1 | GF: 3 | GA: 1

DATE	LOCATION	RESULT
Aug. 30, 2013	Fort Myers, Fla.	W, 3-1

FLORIDA GULF COAST 1-2-0

HOME: 0-0-0 | AWAY: 0-1-0 | NEUTRAL: 1-1-0

CURRENT STREAK: Lost 2 | GF: 2 | GA: 4

DATE	LOCATION	RESULT
Sept. 20, 2009	* Jacksonville, Fla.	W, 1-0
Sept. 1, 2013	! Fort Myers, Fla.	L, 1-2
Aug. 28, 2015	Tampa, Fla.	L, 0-2

* - UNF Ponte Vedra Showcase

! - Embassy Suites Classic

FLORIDA INTERNATIONAL 1-0-0

HOME: 1-0-0 | AWAY: 0-0-0 | NEUTRAL: 0-0-0

CURRENT STREAK: Won 1 | GF: 1 | GA: 0

DATE	LOCATION	RESULT
Sept. 7, 2003	Starkville, Miss.	W, 1-0 (2OT)

FURMAN 0-3-0

HOME: 0-1-0 | AWAY: 0-2-0 | NEUTRAL: 0-0-0

CURRENT STREAK: Lost 3 | GF: 2 | GA: 16

DATE	LOCATION	RESULT
Sept. 17, 2000	* Greenville, S.C.	L, 1-10
Sept. 13, 2013	! Starkville, Miss.	L, 0-4
Sept. 28, 2014	Greenville, S.C.	L, 1-2

* - Umbro Challenge

! - Bulldog Classic

GARDNER-WEBB 0-1-0

HOME: 0-0-0 | AWAY: 0-1-0 | NEUTRAL: 0-0-0

CURRENT STREAK: Lost 1 | GF: 2 | GA: 3

DATE	LOCATION	RESULT
Sept. 3, 2006	Boiling Springs, N.C.	L, 2-3

GEORGE MASON 0-1-0

HOME: 0-0-0 | AWAY: 0-1-0 | NEUTRAL: 0-0-0

CURRENT STREAK: Lost 1 | GF: 0 | GA: 1

DATE	LOCATION	RESULT
Sept. 7, 2008	* Fairfax, Va.	L, 0-1

* - Mason Tournament

GEORGETOWN 0-1-0

HOME: 0-0-0 | AWAY: 0-0-0 | NEUTRAL: 0-1-0

CURRENT STREAK: Lost 1 | GF: 0 | GA: 3

DATE	LOCATION	RESULT
Sept. 5, 2008	* Fairfax, Va.	L, 0-3

* - Mason Tournament

GEORGIA 4-15-0

HOME: 1-7-0 | AWAY: 3-8-0 | NEUTRAL: 0-0-0

CURRENT STREAK: Won 1 | GF: 19 | GA: 44

DATE	LOCATION	RESULT
Oct. 22, 1995	Athens, Ga.	L, 0-3
Oct. 24, 1997	Athens, Ga.	L, 2-3 (OT)
Oct. 22, 1999	Starkville, Miss.	L, 0-3
Oct. 22, 2000	Athens, Ga.	L, 0-3
Oct. 27, 2002	Starkville, Miss.	L, 2-3
Oct. 5, 2003	Athens, Ga.	W, 2-0
Sept. 26, 2004	Starkville, Miss.	W, 1-0 (OT)
Sept. 25, 2005	Athens, Ga.	L, 1-3
Sept. 22, 2006	Starkville, Miss.	L, 2-3
Oct. 19, 2007	Athens, Ga.	W, 1-0
Oct. 17, 2008	Starkville, Miss.	L, 0-1
Oct. 11, 2009	Athens, Ga.	L, 1-2
Oct. 10, 2010	Starkville, Miss.	L, 0-3
Oct. 7, 2011	Athens, Ga.	L, 3-4 (2OT)
Oct. 19, 2012	Starkville, Miss.	L, 0-3
Oct. 18, 2013	Athens, Ga.	L, 0-5
Oct. 5, 2014	Starkville, Miss.	L, 1-3
Oct. 9, 2015	Athens, Ga.	L, 0-2
Oct. 19, 2017	Athens, Ga.	W, 3-0

GEORGIA STATE 2-1-1

HOME: 2-0-0 | AWAY: 0-1-1 | NEUTRAL: 0-0-0

CURRENT STREAK: Won 1 | GF: 9 | GA: 6

DATE	LOCATION	RESULT
Sept. 8, 1996	Atlanta, Ga.	T, 3-3 (2OT)
Oct. 31, 2004	Starkville, Miss.	W, 2-1
Sept. 2, 2005	Atlanta, Ga.	L, 1-2
Sept. 2, 2012	Starkville, Miss.	W, 3-0

GEORGIA SOUTHERN 1-1-0

HOME: 0-0-0 | AWAY: 0-0-0 | NEUTRAL: 1-1-0

CURRENT STREAK: Won 1 | GF: 2 | GA: 4

DATE	LOCATION	RESULT
Sept. 15, 2000	* Greenville, S.C.	L, 0-3
Sept. 2, 2007	! Birmingham, Ala.	W, 2-1

* - Umbro Challenge

! - Samford Barber's Invitational

IOWA STATE 0-3-1

HOME: 0-1-1 | AWAY: 0-1-0 | NEUTRAL: 0-1-0

CURRENT STREAK: Lost 1 | GF: 1 | GA: 10

DATE	LOCATION	RESULT
Sept. 6, 1998	* Nashville, Tenn.	L, 0-3
Sept. 21, 2003	Ames, Iowa	L, 0-2
Aug. 26, 2005	Starkville, Miss.	T, 0-0 (2OT)
Aug. 22, 2014	Starkville, Miss.	L, 1-5

* - Diadora Classic

JACKSON STATE 4-0-0

HOME: 2-0-0 | AWAY: 1-0-0 | NEUTRAL: 1-0-0

CURRENT STREAK: Won 4 | GF: 9 | GA: 4

DATE	LOCATION	RESULT
Aug. 28, 2009	* Oxford, Miss.	W, 2-1
Sept. 10, 2010	Starkville, Miss.	W, 2-1
Sept. 2, 2011	Jackson, Miss.	W, 1-0
Sept. 15, 2013	! Starkville, Miss.	W, 4-2

* - Ole Miss Invitational

! - Bulldog Classic

SERIES HISTORIES

JACKSONVILLE STATE 4-2-1

HOME: 1-1-0 | AWAY: 2-1-1 | NEUTRAL: 1-0-0

CURRENT STREAK: Tied 1 | GF: 16 | GA: 7

DATE	LOCATION	RESULT
Oct. 21, 1997	Jacksonville, Ala.	L, 1-2 (OT)
Oct. 7, 1999	Starkville, Miss.	L, 0-1
Sept. 3, 2000 *	Tuscaloosa, Ala.	W, 1-0
Sept. 21, 2001	Jacksonville, Ala.	W, 6-2
Nov. 3, 2002	Jacksonville, Ala.	W, 3-1
Sept. 26, 2003	Starkville, Miss.	W, 4-0
Sept. 28, 2004	Jacksonville, Ala.	T, 1-1 (2OT)

* - 'Bama Classic

KANSAS 0-2-0

HOME: 0-1-0 | AWAY: 0-0-0 | NEUTRAL: 0-1-0

CURRENT STREAK: Lost 2 | GF: 1 | GA: 5

DATE	LOCATION	RESULT
Oct. 31, 1997	Oxford, Miss.	L, 0-3
Sept. 8, 2002	Starkville, Miss.	L, 1-2

KENNESAW STATE 1-0-0

HOME: 0-0-0 | AWAY: 0-0-0 | NEUTRAL: 1-0-0

CURRENT STREAK: Won 1 | GF: 2 | GA: 1

DATE	LOCATION	RESULT
Aug. 31, 2007 *	Birmingham, Ala.	W, 2-1

* - Samford Barber's Invitational

KENTUCKY 4-14-0

HOME: 3-7-0 | AWAY: 1-7-0 | NEUTRAL: 0-0-0

CURRENT STREAK: Lost 1 | GF: 15 | GA: 43

DATE	LOCATION	RESULT
Oct. 14, 1995	Starkville, Miss.	L, 0-5
Oct. 17, 1997	Starkville, Miss.	L, 0-4
Oct. 17, 1999	Lexington, Ky.	L, 0-2
Oct. 21, 2001	Starkville, Miss.	W, 2-1 (OT)
Oct. 20, 2002	Lexington, Ky.	L, 0-1
Oct. 24, 2004	Lexington, Ky.	W, 1-0
Oct. 23, 2005	Starkville, Miss.	L, 1-4
Oct. 20, 2006	Lexington, Ky.	L, 0-3
Oct. 25, 2007	Starkville, Miss.	L, 2-3
Oct. 23, 2008	Lexington, Ky.	L, 2-3 (OT)
Oct. 25, 2009	Starkville, Miss.	W, 2-0
Oct. 24, 2010	Lexington, Ky.	L, 1-5
Oct. 20, 2011	Starkville, Miss.	L, 0-2
Sept. 16, 2012	Lexington, Ky.	L, 0-3
Oct. 4, 2013	Starkville, Miss.	L, 1-3
Sept. 26, 2014	Lexington, Ky.	L, 0-3
Oct. 11, 2015	Starkville, Miss.	W, 3-0
Oct. 8, 2017	Starkville, Miss.	L, 0-1

LIPSCOMB 2-2-0

HOME: 1-2-0 | AWAY: 1-0-0 | NEUTRAL: 0-0-0

CURRENT STREAK: Lost 2 | GF: 4 | GA: 3

DATE	LOCATION	RESULT
Sept. 11, 2011 *	Starkville, Miss.	W, 2-1 (OT)
Sept. 13, 2015	Nashville, Tenn.	W, 2-0
Aug. 26, 2016	Starkville, Miss.	L, 0-1
Nov. 9, 2018 !	Starkville, Miss.	L, 0-1 (2OT)

* - Bulldog Classic

! - NCAA Tournament First Round

LITTLE ROCK¹ 5-1-0

HOME: 3-1-0 | AWAY: 2-0-0 | NEUTRAL: 0-0-0

CURRENT STREAK: Lost 1 | GF: 19 | GA: 5

DATE	LOCATION	RESULT
Oct. 7, 1995	Starkville, Miss.	W, 4-0
Oct. 4, 1996	Little Rock, Ark.	W, 1-0
Sept. 7, 1997	Starkville, Miss.	W, 6-1
Sept. 10, 2000 *	Little Rock, Ark.	W, 3-0
Sept. 2, 2001	Starkville, Miss.	W, 4-2
Aug. 29, 2008 ^	Starkville, Miss.	L, 1-2 (OT)

* - Soccer Etc. Classic

^ - Bulldog Classic

UL-LAFAYETTE 1-0-0

HOME: 1-0-0 | AWAY: 0-0-0 | NEUTRAL: 0-0-0

CURRENT STREAK: Won 1 | GF: 2 | GA: 1

DATE	LOCATION	RESULT
Sept. 11, 2016	Starkville, Miss.	W, 2-1

UL-MONROE 1-0-0

HOME: 1-0-0 | AWAY: 0-0-0 | NEUTRAL: 0-0-0

CURRENT STREAK: Won 1 | GF: 3 | GA: 0

DATE	LOCATION	RESULT
Aug. 31, 2012	Starkville, Miss.	W, 3-0

LSU 2-20-2

HOME: 0-11-1 | AWAY: 2-9-1 | NEUTRAL: 0-0-0

CURRENT STREAK: Lost 1 | GF: 15 | GA: 49

DATE	LOCATION	RESULT
Sept. 10, 1995	Baton Rouge, La.	L, 0-2
Sept. 29, 1996	Starkville, Miss.	L, 0-1
Sept. 12, 1997	Baton Rouge, La.	W, 1-0
Sept. 13, 1998	Starkville, Miss.	L, 1-2
Sept. 10, 1999	Baton Rouge, La.	L, 0-2
Oct. 1, 2000	Starkville, Miss.	L, 0-2
Oct. 7, 2001	Baton Rouge, La.	W, 2-0
Oct. 6, 2002	Starkville, Miss.	L, 1-3
Oct. 12, 2003	Baton Rouge, La.	L, 1-2
Oct. 3, 2004	Starkville, Miss.	T, 0-0 (2OT)
Oct. 2, 2005	Baton Rouge, La.	L, 0-2
Sept. 29, 2006	Starkville, Miss.	L, 0-1
Sept. 28, 2007	Baton Rouge, La.	L, 0-1
Sept. 26, 2008	Starkville, Miss.	L, 1-4
Oct. 18, 2009	Baton Rouge, La.	L, 0-4
Oct. 17, 2010	Starkville, Miss.	L, 2-6
Sept. 23, 2011	Baton Rouge, La.	L, 1-5
Sept. 28, 2012	Starkville, Miss.	L, 0-1
Sept. 29, 2013	Baton Rouge, La.	L, 2-3 (2OT)
Oct. 3, 2014	Starkville, Miss.	L, 0-2
Oct. 23, 2015	Baton Rouge, La.	L, 0-1
Oct. 14, 2016	Starkville, Miss.	L, 0-1
Sept. 24, 2017	Baton Rouge, La.	T, 2-2 (2OT)
Oct. 25, 2018	Starkville, Miss.	L, 1-2

LOUISIANA TECH 3-0-0

HOME: 2-0-0 | AWAY: 1-0-0 | NEUTRAL: 0-0-0

CURRENT STREAK: Won 3 | GF: 6 | GA: 1

DATE	LOCATION	RESULT
Sept. 14, 2014	Starkville, Miss.	W, 2-1
Aug. 24, 2017	Ruston, La.	W, 1-0
Sept. 9, 2018	Starkville, Miss.	W, 3-0

MCNEESE STATE 1-0-0

HOME: 1-0-0 | AWAY: 0-0-0 | NEUTRAL: 0-0-0

CURRENT STREAK: Won 1 | GF: 8 | GA: 0

DATE	LOCATION	RESULT
Sept. 21, 1996	Starkville, Miss.	W, 8-0

MEMPHIS 6-7-2

HOME: 3-3-1 | AWAY: 3-4-1 | NEUTRAL: 0-0-0

CURRENT STREAK: Won 1 | GF: 25 | GA: 27

DATE	LOCATION	RESULT
Oct. 6, 1995	Memphis, Tenn.	W, 1-0
Sept. 2, 1996	Starkville, Miss.	W, 4-0
Sept. 17, 1997	Memphis, Tenn.	T, 1-1 (2OT)
Oct. 13, 1998	Starkville, Miss.	T, 1-1 (2OT)
Sept. 22, 1999	Memphis, Tenn.	L, 0-4
Oct. 10, 2000	Starkville, Miss.	L, 0-1
Nov. 4, 2001	Starkville, Miss.	W, 4-3 (OT)
Sept. 15, 2002	Memphis, Tenn.	L, 2-3 (OT)
Aug. 29, 2003	Memphis, Tenn.	W, 3-1
Sept. 14, 2004	Starkville, Miss.	W, 2-0
Sept. 16, 2005	Memphis, Tenn.	L, 1-2
Sept. 8, 2006	Starkville, Miss.	L, 0-2
Sept. 23, 2007	Memphis, Tenn.	L, 0-5
Sept. 19, 2008	Starkville, Miss.	L, 1-2
Aug. 23, 2018	Memphis, Tenn.	W, 5-2

MERCER 1-1-0

HOME: 0-0-0 | AWAY: 0-1-0 | NEUTRAL: 1-0-0

CURRENT STREAK: Lost 1 | GF: 3 | GA: 3

DATE	LOCATION	RESULT
Oct. 28, 1995	Mobile, Ala.	W, 3-1
Aug. 29, 1999	Atlanta, Ga.	L, 0-2

MIAMI (FLA.) 0-1-0

HOME: 0-0-0 | AWAY: 0-0-0 | NEUTRAL: 0-1-0

CURRENT STREAK: Lost 1 | GF: 1 | GA: 5

DATE	LOCATION	RESULT
Sept. 1, 2000 *	Tuscaloosa, Ala.	L, 1-5

* - 'Bama Classic

MIDDLE TENNESSEE 3-1-0

HOME: 3-0-0 | AWAY: 0-1-0 | NEUTRAL: 0-0-0

CURRENT STREAK: Lost 1 | GF: 12 | GA: 6

DATE	LOCATION	RESULT
Aug. 31, 1996	Starkville, Miss.	W, 5-0
Sept. 28, 2003	Starkville, Miss.	W, 1-0
Aug. 27, 2004	Starkville, Miss.	W, 2-1
Sept. 9, 2007 *	Murfreesboro, Tenn.	L, 4-5

* - MTSU Tournament

MILWAUKEE² 0-0-1

HOME: 0-0-0 | AWAY: 0-0-0 | NEUTRAL: 0-0-1

CURRENT STREAK: Tied 1 | GF: 2 | GA: 2

DATE	LOCATION	RESULT
Sept. 5, 2004 *	Lawrence, Kan.	T, 2-2 (2OT)

* - KUSports.com Invitational

SERIES HISTORIES

OLE MISS

HOME: 4-5-2 | AWAY: 2-8-2 | NEUTRAL: 0-1-0

CURRENT STREAK: Lost 1 | GF: 19 | GA: 42

DATE	LOCATION	RESULT
Oct. 19, 1995	Oxford, Miss.	W, 1-0
Oct. 24, 1996	Starkville, Miss.	W, 3-0
Oct. 26, 1997	Oxford, Miss.	L, 0-5
Oct. 25, 1998	Starkville, Miss.	L, 0-1
Sept. 29, 1999	Oxford, Miss.	L, 1-3
Oct. 25, 2000	Starkville, Miss.	T, 0-0 (20T)
Nov. 2, 2001	Oxford, Miss.	W, 2-1 (20T)
Nov. 8, 2001 *	Baton Rouge, La.	L, 1-2
Nov. 1, 2002	Starkville, Miss.	L, 1-4
Oct. 31, 2003	Oxford, Miss.	T, 0-0 (20T)
Oct. 29, 2004	Starkville, Miss.	W, 1-0
Oct. 28, 2005	Oxford, Miss.	T, 1-1 (20T)
Oct. 27, 2006	Starkville, Miss.	L, 0-2
Nov. 2, 2007	Oxford, Miss.	L, 0-1
Oct. 31, 2008	Starkville, Miss.	L, 1-3
Oct. 30, 2009 !	Oxford, Miss.	L, 0-2
Oct. 29, 2010	Starkville, Miss.	W, 2-1
Oct. 28, 2011	Oxford, Miss.	L, 0-2
Oct. 25, 2012	Starkville, Miss.	W, 3-2 (20T)
Oct. 31, 2013	Oxford, Miss.	L, 1-5
Sept. 19, 2014	Starkville, Miss.	L, 0-1
Sept. 22, 2016	Oxford, Miss.	L, 0-3
Oct. 22, 2017	Starkville, Miss.	T, 1-1 (20T)
Oct. 21, 2018	Oxford, Miss.	L, 0-2

* - SEC Tournament

! - Vaught Hemmingway Stadium

MISSISSIPPI VALLEY STATE

HOME: 4-0-0 | AWAY: 0-0-0 | NEUTRAL: 0-0-0

CURRENT STREAK: Won 4 | GF: 11 | GA: 0

DATE	LOCATION	RESULT
Oct. 30, 2005	Starkville, Miss.	W, 1-0
Aug. 22, 2008	Starkville, Miss.	W, 3-0
Sept. 10, 2010	Starkville, Miss.	W, 5-0
Sept. 7, 2012	Starkville, Miss.	W, 2-0

MISSOURI

HOME: 2-1-1 | AWAY: 0-3-0 | NEUTRAL: 0-0-0

CURRENT STREAK: Won 1 | GF: 7 | GA: 11

DATE	LOCATION	RESULT
Sept. 20, 2002	Columbia, Mo.	L, 1-3
Sept. 12, 2003	Starkville, Miss.	W, 1-0
Oct. 7, 2012	Columbia, Mo.	L, 0-2
Sept. 20, 2013	Starkville, Miss.	L, 1-3
Sept. 27, 2015	Starkville, Miss.	T, 1-1 (20T)
Sept. 25, 2016	Columbia, Mo.	L, 1-2 (OT)
Sept. 21, 2017	Starkville, Miss.	W, 3-1

MISSOURI STATE³

HOME: 1-0-1 | AWAY: 1-1-0 | NEUTRAL: 0-1-0

CURRENT STREAK: Won 1 | GF: 5 | GA: 9

DATE	LOCATION	RESULT
Oct. 4, 1998	Springfield, Mo.	W, 2-1 (OT)
Sept. 5, 1999	Birmingham, Ala.	L, 0-5
Sept. 22, 2002	Springfield, Mo.	L, 1-2
Sept. 5, 2003	Starkville, Miss.	T, 0-0 (20T)
Aug. 20, 2017	Starkville, Miss.	W, 2-1

MOBILE

HOME: 1-0-0 | AWAY: 0-0-0 | NEUTRAL: 0-0-0

CURRENT STREAK: Won 1 | GF: 3 | GA: 1

DATE	LOCATION	RESULT
Sept. 4, 1995	Starkville, Miss.	W, 3-1

6-14-4



THE MAGNOLIA CUP

MONTEVALLO

HOME: 1-0-0 | AWAY: 0-0-0 | NEUTRAL: 0-0-0

CURRENT STREAK: Won 1 | GF: 6 | GA: 0

DATE	LOCATION	RESULT
Oct. 14, 1995	Starkville, Miss.	W, 6-0

MOREHEAD STATE

HOME: 0-0-0 | AWAY: 0-0-0 | NEUTRAL: 1-0-0

CURRENT STREAK: Won 1 | GF: 3 | GA: 2

DATE	LOCATION	RESULT
Aug. 30, 2009 *	Oxford, Miss.	W, 3-2

* - Ole Miss Nike Invitational

MURRAY STATE

HOME: 0-1-0 | AWAY: 0-0-0 | NEUTRAL: 0-0-0

CURRENT STREAK: Lost 1 | GF: 1 | GA: 2

DATE	LOCATION	RESULT
Aug. 23, 2015	Starkville, Miss.	L, 1-2

NEBRASKA

HOME: 0-0-0 | AWAY: 0-1-0 | NEUTRAL: 0-0-0

CURRENT STREAK: Lost 1 | GF: 0 | GA: 1

DATE	LOCATION	RESULT
Sept. 19, 2003	Lincoln, Neb.	L, 0-1

NICHOLLS STATE

HOME: 1-0-0 | AWAY: 0-0-0 | NEUTRAL: 1-0-0

CURRENT STREAK: Won 2 | GF: 12 | GA: 0

DATE	LOCATION	RESULT
Sept. 14, 2008 *	Mobile, Ala.	W, 8-0
Sept. 4, 2015	Starkville, Miss.	W, 4-0

* - South Alabama Soccer Tournament

NORTH CAROLINA

HOME: 0-0-0 | AWAY: 0-0-0 | NEUTRAL: 0-1-0

CURRENT STREAK: Lost 1 | GF: 1 | GA: 4

DATE	LOCATION	RESULT
Sept. 12, 2004 *	Knoxville, Tenn.	L, 1-4

* - First Tennessee Lady Vol Classic

NORTH FLORIDA

HOME: 1-0-0 | AWAY: 1-0-0 | NEUTRAL: 0-0-0

CURRENT STREAK: Won 2 | GF: 2 | GA: 0

DATE	LOCATION	RESULT
Sept. 21, 2007	Starkville, Miss.	W, 1-0
Sept. 18, 2009 *	Jacksonville, Fla.	W, 1-0

* - UNF Ponte Vedra Showcase

1-0-0

NORTH TEXAS

HOME: 0-0-0 | AWAY: 0-1-0 | NEUTRAL: 0-0-0

CURRENT STREAK: Lost 1 | GF: 1 | GA: 2

DATE	LOCATION	RESULT
Sept. 17, 1995	Denton, Texas	L, 1-2 (OT)

NORTHWESTERN STATE

HOME: 5-0-0 | AWAY: 2-0-0 | NEUTRAL: 0-0-0

CURRENT STREAK: Won 7 | GF: 18 | GA: 4

DATE	LOCATION	RESULT
Oct. 6, 1996	Natchitoches, La.	W, 2-0
Oct. 3, 1997	Starkville, Miss.	W, 3-0
Oct. 31, 1998	Starkville, Miss.	W, 2-0
Sept. 6, 2002	Starkville, Miss.	W, 3-1
Aug. 29, 2004	Starkville, Miss.	W, 3-1
Aug. 31, 2008 *	Starkville, Miss.	W, 3-1
Sept. 6, 2009	Natchitoches, La.	W, 2-1

* - Bulldog Classic

OKLAHOMA STATE

HOME: 0-0-0 | AWAY: 0-1-0 | NEUTRAL: 0-0-0

CURRENT STREAK: Lost 1 | GF: 0 | GA: 6

DATE	LOCATION	RESULT
Sept. 17, 2010	Stillwater, Okla.	L, 0-6

ORAL ROBERTS

HOME: 0-0-0 | AWAY: 1-0-0 | NEUTRAL: 0-0-0

CURRENT STREAK: Won 1 | GF: 1 | GA: 0

DATE	LOCATION	RESULT
Sept. 19, 2010	Tulsa, Okla.	W, 1-0

RICE

HOME: 1-0-0 | AWAY: 0-1-0 | NEUTRAL: 0-0-0

CURRENT STREAK: Won 1 | GF: 4 | GA: 4

DATE	LOCATION	RESULT
Aug. 27, 2006	Houston, Texas	L, 2-3
Sept. 16, 2007	Starkville, Miss.	W, 2-1 (20T)

SACRAMENTO STATE

HOME: 0-0-0 | AWAY: 0-0-0 | NEUTRAL: 0-0-1

CURRENT STREAK: Tied 1 | GF: 0 | GA: 0

DATE	LOCATION	RESULT
Sept. 11, 2005 *	El Paso Texas	T, 0-0 (20T)

* - Sun City Invitational

0-1-0

7-0-0

0-1-0

1-0-0

1-1-0

0-0-1

SERIES HISTORIES

SAINT LOUIS 0-2-0

HOME: 0-0-0 | AWAY: 0-0-0 | NEUTRAL: 0-2-0

CURRENT STREAK: Lost 2 | GF: 0 | GA: 3

DATE	LOCATION	RESULT
Sept. 4, 1998	* Nashville, Tenn.	L, 0-2
Sept. 3, 2004	! Lawrence, Kan.	L, 0-1

* - Diadora Classic

! - KUSports.com Invitational

SAM HOUSTON STATE 0-1-0

HOME: 0-0-0 | AWAY: 0-1-0 | NEUTRAL: 0-0-0

CURRENT STREAK: Lost 1 | GF: 0 | GA: 1

DATE	LOCATION	RESULT
Aug. 25, 2006	Huntsville, Texas	L, 0-1 (2OT)

SAMFORD 5-2-1

HOME: 2-1-1 | AWAY: 3-1-0 | NEUTRAL: 0-0-0

CURRENT STREAK: Lost 1 | GF: 18 | GA: 9

DATE	LOCATION	RESULT
Oct. 8, 1997	Birmingham, Ala.	W, 3-1
Sept. 16, 1998	Starkville, Miss.	W, 3-0
Oct. 29, 1999	Birmingham, Ala.	W, 2-1
Aug. 26, 2000	Starkville, Miss.	W, 4-2
Sept. 18, 2001	Birmingham, Ala.	W, 4-0
Sept. 29, 2002	Starkville, Miss.	L, 1-2
Sept. 16, 2003	Birmingham, Ala.	L, 0-2
Aug. 28, 2005	Starkville, Miss.	T, 1-1 (2OT)

SAN JOSE STATE 1-0-0

HOME: 1-0-0 | AWAY: 0-0-0 | NEUTRAL: 0-0-0

CURRENT STREAK: Won 1 | GF: 1 | GA: 0

DATE	LOCATION	RESULT
Nov. 4, 2017	Starkville, Miss.	W, 1-0

SOUTH ALABAMA 8-5-1

HOME: 3-3-1 | AWAY: 4-2-0 | NEUTRAL: 1-0-0

CURRENT STREAK: Won 1 | GF: 30 | GA: 15

DATE	LOCATION	RESULT
Sept. 18, 1996	Starkville, Miss.	W, 6-1
Sept. 22, 2000	Starkville, Miss.	L, 0-3
Sept. 23, 2001	Mobile, Ala.	L, 1-2 (2OT)
Aug. 31, 2003	Starkville, Miss.	W, 5-0
Sept. 12, 2008	* Mobile, Ala.	W, 1-0
Sept. 4, 2009	Mobile, Ala.	W, 1-0
Sept. 5, 2010	Troy, Ala.	W, 3-1
Aug. 26, 2012	Starkville, Miss.	W, 5-0
Aug. 23, 2013	Mobile, Ala.	L, 2-3
Sept. 12, 2014	Starkville, Miss.	L, 0-2
Aug. 21, 2015	Starkville, Miss.	L, 0-1
Sept. 2, 2016	Mobile, Ala.	W, 2-1 (2OT)
Sept. 10, 2017	Starkville, Miss.	T, 1-1 (2OT)
Aug. 26, 2018	Mobile, Ala.	W, 3-0

* - South Alabama Soccer Tournament

SOUTH CAROLINA 5-11-3

HOME: 3-4-2 | AWAY: 2-7-1 | NEUTRAL: 0-0-0

CURRENT STREAK: Won 1 | GF: 16 | GA: 34

DATE	LOCATION	RESULT
Oct. 20, 1996	Columbia, S.C.	L, 1-5
Oct. 18, 1998	Columbia, S.C.	L, 0-2
Oct. 15, 2000	Starkville, Miss.	W, 2-1
Oct. 28, 2001	Columbia, S.C.	W, 2-1 (OT)
Oct. 26, 2003	Starkville, Miss.	L, 0-1
Oct. 17, 2004	Columbia, S.C.	W, 3-2 (OT)
Oct. 16, 2005	Starkville, Miss.	W, 2-1
Oct. 13, 2006	Columbia, S.C.	L, 0-1
Oct. 12, 2007	Starkville, Miss.	T, 0-0 (2OT)
Oct. 10, 2008	Columbia, S.C.	L, 1-2
Oct. 4, 2009	Starkville, Miss.	T, 1-1 (2OT)
Oct. 3, 2010	Columbia, S.C.	L, 0-7
Oct. 14, 2011	Starkville, Miss.	L, 0-1
Sept. 14, 2012	Columbia, S.C.	T, 0-0 (2OT)
Oct. 27, 2013	Starkville, Miss.	L, 0-1
Oct. 30, 2014	Columbia, S.C.	L, 0-3
Oct. 6, 2016	Starkville, Miss.	L, 0-1
Oct. 5, 2017	Columbia, S.C.	L, 2-3 (OT)
Sept. 20, 2018	Starkville, Miss.	W, 2-1 (OT)

SOUTH FLORIDA 0-1-0

HOME: 0-0-0 | AWAY: 0-1-0 | NEUTRAL: 0-0-0

CURRENT STREAK: Lost 1 | GF: 0 | GA: 3

DATE	LOCATION	RESULT
Aug. 30, 2015	Tampa, Fla.	L, 0-3

SOUTHEASTERN LOUISIANA 3-0-0

HOME: 2-0-0 | AWAY: 0-0-0 | NEUTRAL: 1-0-0

CURRENT STREAK: Won 3 | GF: 9 | GA: 4

DATE	LOCATION	RESULT
Oct. 29, 1995	Mobile, Ala.	W, 4-1
Sept. 22, 1996	Starkville, Miss.	W, 3-2
Aug. 17, 2012	Starkville, Miss.	W, 2-1

SOUTHEAST MISSOURI STATE 1-0-0

HOME: 1-0-0 | AWAY: 0-0-0 | NEUTRAL: 0-0-0

CURRENT STREAK: Won 1 | GF: 3 | GA: 1

DATE	LOCATION	RESULT
Sept. 8, 2017	Starkville, Miss.	W, 3-1

SOUTHERN CALIFORNIA 0-1-0

HOME: 0-0-0 | AWAY: 0-0-0 | NEUTRAL: 0-1-0

CURRENT STREAK: Lost 1 | GF: 1 | GA: 4

DATE	LOCATION	RESULT
Sept. 10, 2004	Knoxville, Tenn.	W, 1-4

* - First Tennessee Lady Vol Classic

SMU 0-1-0

HOME: 0-1-0 | AWAY: 0-0-0 | NEUTRAL: 0-0-0

CURRENT STREAK: Lost 1 | GF: 1 | GA: 2

DATE	LOCATION	RESULT
Sept. 17, 2006	Starkville, Miss.	L, 1-2 (2OT)

SOUTHERN MISS 8-2-2

HOME: 5-1-1 | AWAY: 3-1-1 | NEUTRAL: 0-0-0

CURRENT STREAK: Won 2 | GF: 17 | GA: 9

DATE	LOCATION	RESULT
Sept. 3, 2002	Starkville, Miss.	L, 2-3
Nov. 2, 2003	Hattiesburg, Miss.	W, 2-1
Sept. 10, 2006	Starkville, Miss.	W, 3-1
Sept. 21, 2008	Hattiesburg, Miss.	W, 2-1
Aug. 28, 2010	Starkville, Miss.	W, 3-0
Sept. 13, 2011	Hattiesburg, Miss.	T, 0-0 (2OT)
Sept. 9, 2012	Starkville, Miss.	W, 1-0 (OT)
Sept. 8, 2013	Hattiesburg, Miss.	L, 0-3
Aug. 31, 2014	Starkville, Miss.	W, 2-1 (2OT)
Sept. 6, 2015	Starkville, Miss.	T, 0-0 (2OT)
Sept. 4, 2016	Hattiesburg, Miss.	W, 1-0
Aug. 16, 2018	Starkville, Miss.	W, 3-0

STEPHEN F. AUSTIN 2-0-0

HOME: 1-0-0 | AWAY: 1-0-0 | NEUTRAL: 0-0-0

CURRENT STREAK: Won 2 | GF: 4 | GA: 0

DATE	LOCATION	RESULT
Aug. 18, 2017	Starkville, Miss.	W, 1-0
Aug. 19, 2018	Nacogdoches, Texas	W, 3-0

TENNESSEE 2-16-1

HOME: 1-8-1 | AWAY: 1-8-0 | NEUTRAL: 0-0-0

CURRENT STREAK: Lost 2 | GF: 9 | GA: 49

DATE	LOCATION	RESULT
Oct. 27, 1996	Starkville, Miss.	L, 2-3 (2OT)
Oct. 23, 1998	Starkville, Miss.	L, 0-6
Oct. 24, 1999	Starkville, Miss.	L, 1-2
Oct. 20, 2000	Knoxville, Tenn.	W, 1-0
Oct. 25, 2002	Starkville, Miss.	L, 1-2
Oct. 3, 2003	Knoxville, Tenn.	L, 0-2
Sept. 24, 2004	Starkville, Miss.	L, 0-3
Sept. 23, 2005	Knoxville, Tenn.	L, 0-3
Sept. 24, 2006	Starkville, Miss.	W, 3-2
Oct. 21, 2007	Knoxville, Tenn.	L, 0-4
Oct. 19, 2008	Starkville, Miss.	L, 1-2
Oct. 9, 2009	Knoxville, Tenn.	L, 0-3
Oct. 8, 2010	Starkville, Miss.	L, 0-1 (2OT)
Oct. 9, 2011	Knoxville, Tenn.	L, 0-2
Sept. 23, 2012	Starkville, Miss.	L, 0-6
Sept. 28, 2014	Knoxville, Tenn.	L, 0-4
Sept. 25, 2015	Starkville, Miss.	T, 0-0 (2OT)
Oct. 20, 2016	Knoxville, Tenn.	L, 0-3
Sept. 23, 2018	Knoxville, Tenn.	L, 0-1

UT-MARTIN 3-0-0

HOME: 2-0-0 | AWAY: 1-0-0 | NEUTRAL: 0-0-0

CURRENT STREAK: Won 3 | GF: 8 | GA: 4

DATE	LOCATION	RESULT
Aug. 20, 2010	Martin, Tenn.	W, 2-1
Aug. 24, 2012	* Starkville, Miss.	W, 3-2
Aug. 28, 2016	Starkville, Miss.	W, 3-1

* - Bulldog Classic

TENNESSEE TECH 1-0-0

HOME: 1-0-0 | AWAY: 0-0-0 | NEUTRAL: 0-0-0

CURRENT STREAK: Won 1 | GF: 4 | GA: 0

DATE	LOCATION	RESULT
Nov. 2, 1997	Starkville, Miss.	W, 4-0

SERIES HISTORIES

**TEXAS A&M**

HOME: 0-4-0 | **AWAY:** 0-3-0 | **NEUTRAL:** 0-0-0
CURRENT STREAK: Lost 7 | **GF:** 3 | **GA:** 23

DATE	LOCATION	RESULT
Sept. 30, 2012	Starkville, Miss.	L, 0-2
Sept. 27, 2013	College Station, Texas	L, 0-8
Oct. 19, 2014	Starkville, Miss.	L, 0-3
Oct. 2, 2015	College Station, Texas	L, 0-4
Oct. 27, 2016	Starkville, Miss.	L, 1-2
Oct. 26, 2017	Starkville, Miss.	L, 1-2
Oct. 12, 2018	College Station, Texas	L, 1-2

TCU

HOME: 0-0-0 | **AWAY:** 0-1-0 | **NEUTRAL:** 1-1-0
CURRENT STREAK: Won 1 | **GF:** 5 | **GA:** 9

DATE	LOCATION	RESULT
Sept. 15, 1995	Fort Worth, Texas	L, 2-6
Sept. 7, 2001 *	Birmingham, Ala.	L, 2-3
Aug. 30, 2002 †	Waco, Texas	W, 1-0

* - UAB Nike Classic

† - Baylor Labor Day Classic

TROY

HOME: 1-0-1 | **AWAY:** 1-0-0 | **NEUTRAL:** 0-0-0
CURRENT STREAK: Tied 1 | **GF:** 4 | **GA:** 1

DATE	LOCATION	RESULT
Sept. 11, 2009	Starkville, Miss.	W, 1-0 (OT)
Sept. 3, 2010 *	Troy, Ala.	W, 2-0
Sept. 16, 2011	Starkville, Miss.	T, 1-1 (20T)

* - Trojan Classic

TULANE

HOME: 2-1-0 | **AWAY:** 2-0-0 | **NEUTRAL:** 0-0-0
CURRENT STREAK: Won 2 | **GF:** 14 | **GA:** 7

DATE	LOCATION	RESULT
Nov. 3, 1996	Starkville, Miss.	W, 4-2
Sept. 5, 1997	New Orleans, La.	W, 2-0
Sept. 1, 1999	Starkville, Miss.	L, 0-3
Aug. 31, 2001	Starkville, Miss.	W, 5-1
Sept. 13, 2002	New Orleans, La.	W, 3-1

0-7-0**UAB**

HOME: 1-2-0 | **AWAY:** 1-2-0 | **NEUTRAL:** 0-0-0
CURRENT STREAK: Lost 4 | **GF:** 4 | **GA:** 9

DATE	LOCATION	RESULT
Sept. 6, 1996	Starkville, Miss.	W, 2-0 (20T)
Sept. 30, 1997	Birmingham, Ala.	W, 1-0
Sept. 29, 1998	Starkville, Miss.	L, 1-2
Aug. 27, 1999	Birmingham, Ala.	L, 0-2
Sept. 9, 2001 *	Birmingham, Ala.	L, 0-2
Aug. 27, 2010	Starkville, Miss.	L, 0-3

* - UAB Nike Classic

UTE

HOME: 1-0-0 | **AWAY:** 0-1-0 | **NEUTRAL:** 0-0-0
CURRENT STREAK: Lost 1 | **GF:** 2 | **GA:** 3

DATE	LOCATION	RESULT
Sept. 30, 2001	Starkville, Miss.	W, 1-0
Sept. 10, 2005 *	El Paso, Texas	L, 1-3

* - Sun City Invitational

VANDERBILT

HOME: 0-10-0 | **AWAY:** 2-7-0 | **NEUTRAL:** 0-1-0
CURRENT STREAK: Lost 6 | **GF:** 16 | **GA:** 54

DATE	LOCATION	RESULT
Oct. 10, 1995	Starkville, Miss.	L, 0-1 (OT)
Oct. 19, 1997	Starkville, Miss.	L, 0-3
Oct. 15, 1999	Nashville, Tenn.	L, 0-6
Oct. 19, 2001	Starkville, Miss.	L, 2-4
Oct. 18, 2002	Nashville, Tenn.	W, 2-1
Oct. 22, 2004	Starkville, Miss.	L, 1-4
Nov. 4, 2004 *	Auburn, Ala.	L, 0-1
Oct. 21, 2005	Nashville, Tenn.	L, 0-2
Oct. 22, 2006	Starkville, Miss.	L, 0-4
Oct. 28, 2007	Nashville, Tenn.	L, 2-3 (20T)
Oct. 26, 2008	Starkville, Miss.	L, 0-4
Oct. 22, 2009	Nashville, Tenn.	L, 0-3
Oct. 21, 2010	Starkville, Miss.	L, 0-2
Oct. 23, 2011	Nashville, Tenn.	W, 2-1
Sept. 21, 2012	Starkville, Miss.	L, 2-4
Oct. 20, 2013	Nashville, Tenn.	L, 3-5
Oct. 17, 2014	Starkville, Miss.	L, 0-1
Sept. 11, 2015	Nashville, Tenn.	L, 1-2
Sept. 18, 2016	Starkville, Miss.	L, 1-2 (20T)
Oct. 4, 2018	Nashville, Tenn.	L, 0-1

* - SEC Tournament

2-4-0**VIRGINIA TECH**

HOME: 0-0-0 | **AWAY:** 0-0-0 | **NEUTRAL:** 0-1-0
CURRENT STREAK: Lost 1 | **GF:** 1 | **GA:** 2

DATE	LOCATION	RESULT
Aug. 21, 2016	Charleston, S.C.	L, 1-2

WESTERN KENTUCKY

HOME: 0-0-0 | **AWAY:** 0-0-0 | **NEUTRAL:** 0-1-0
CURRENT STREAK: Lost 1 | **GF:** 1 | **GA:** 2

DATE	LOCATION	RESULT
Sept. 7, 2007	Murfreesboro, Tenn.	L, 1-2

* - MTSU Tournament

¹previously Arkansas-Little Rock

²previously Wisconsin-Milwaukee

³previously Southwest Missouri State

DIVISION I RECORD BY CONFERENCE

AMERICAN ATHLETIC CONFERENCE

OPPONENT	W	L	T	ALL-TIME SCORE
Central Florida*	--	--	--	--
Cincinnati	0	1	0	0-1
Memphis*	1	0	0	5-2
South Florida	0	1	0	0-3
SMU*	--	--	--	--
Tulane^	--	--	--	--
TOTAL	1	2	0	5-6

*conference member since 2013

^conference member since 2014

A-SUN CONFERENCE

OPPONENT	W	L	T	ALL-TIME SCORE
East Tennessee State*	1	0	0	2-0
Florida Gulf Coast	1	2	0	2-4
Gardner-Webb^	0	1	0	2-3
Georgia State%	1	0	1	5-4
Jacksonville State#	3	2	0	11-6
Kennesaw State	1	0	0	2-1
Lipscomb	2	2	0	4-3
Mercer*	1	1	0	3-3
North Florida	2	0	0	2-0
Samford#	5	1	0	17-6
TOTAL	17	9	1	53-30

*conference member until 2014

^conference member until 2008

%conference member until 2005

#conference member until 2003

ATLANTIC 10 CONFERENCE

OPPONENT	W	L	T	ALL-TIME SCORE
Charlotte*	1	1	0	2-6
Duquesne	1	0	0	3-0
George Mason^	--	--	--	--
Saint Louis#	--	--	--	--
TOTAL	2	1	0	5-6

*conference member until 2013

^conference member since 2013

#conference member since 2005

ATLANTIC COAST CONFERENCE

OPPONENT	W	L	T	ALL-TIME SCORE
Miami (Fla.)*	--	--	--	--
North Carolina	0	1	0	1-4
Virginia Tech	0	1	0	1-2
TOTAL	0	2	0	2-6

*conference member since 2004

BIG 12 CONFERENCE

OPPONENT	W	L	T	ALL-TIME SCORE
Baylor	0	1	0	1-2
Iowa State	0	3	1	1-10
Kansas	0	2	0	1-5
Missouri*	1	1	0	2-3
Nebraska^	0	1	0	0-1
Oklahoma State	0	1	0	0-6
TCU#	--	--	--	--
TOTAL	1	9	1	5-27

*conference member until 2012

^conference member until 2011

#conference member since 2012

BIG EAST CONFERENCE

OPPONENT	W	L	T	ALL-TIME SCORE
Georgetown	0	1	0	0-3
Miami (Fla.)*	0	1	0	1-5
TOTAL	0	2	0	1-8

*conference member until 2004

BIG SKY CONFERENCE

OPPONENT	W	L	T	ALL-TIME SCORE
Sacramento State	0	0	1	0-0
TOTAL	0	0	1	0-0

BIG SOUTH CONFERENCE

OPPONENT	W	L	T	ALL-TIME SCORE
Gardner-Webb*	--	--	--	--
TOTAL	--	--	--	--

*conference member since 2008

BIG TEN CONFERENCE

OPPONENT	W	L	T	ALL-TIME SCORE
Nebraska*	--	--	--	--
TOTAL	--	--	--	--

*conference member since 2011

BIG WEST CONFERENCE

OPPONENT	W	L	T	ALL-TIME SCORE
UC-Irvine	0	1	0	0-2
UC-Riverside	0	1	0	0-3
TOTAL	0	2	0	0-5

COLONIAL ATHLETIC ASSOCIATION

OPPONENT	W	L	T	ALL-TIME SCORE
College of Charleston	1	0	0	2-0
George Mason*	0	1	0	0-1
Georgia State^	1	1	0	4-2
TOTAL	2	2	0	6-3

*conference member until 2013

^conference member 2005-13

CONFERENCE USA

OPPONENT	W	L	T	ALL-TIME SCORE
Central Florida*	0	1	0	2-3
Florida Atlantic	1	0	0	3-1
Florida International^	--	--	--	--
Louisiana Tech	3	0	0	6-1
Memphis*	5	7	2	20-25
Middle Tennessee^	--	--	--	--
North Texas^	--	--	--	--
Rice	1	1	0	4-4
Saint Louis#	0	2	0	0-3
SMU*	0	1	0	1-2
Southern Miss	8	2	2	17-9
TCU%	1	1	0	3-3
Tulane\$	4	1	0	14-7
UAB	2	4	0	4-9
UTEP¹	0	1	0	1-3
Western Kentucky²	--	--	--	--
TOTAL	25	21	4	75-70

*conference member until 2013

^conference member since 2013

#conference member until 2005

%conference member 2001-04

\$conference member until 2014

¹conference member since 2005

²conference member since 2014

HORIZON LEAGUE

OPPONENT	W	L	T	ALL-TIME SCORE
Milwaukee	0	0	1	2-2
TOTAL	0	0	1	2-2

IVY LEAGUE

OPPONENT	W	L	T	ALL-TIME SCORE
Columbia	0	1	0	0-4
TOTAL	0	1	0	0-4

METRO-ATLANTIC ATHLETIC CONFERENCE

OPPONENT	W	L	T	ALL-TIME SCORE
Fairfield	1	0	0	2-1
TOTAL	1	0	0	2-1

MISSOURI VALLEY CONFERENCE

OPPONENT	W	L	T	ALL-TIME SCORE
Missouri State	2	2	1	5-9
TOTAL	2	2	1	5-9

MOUNTAIN WEST CONFERENCE

OPPONENT	W	L	T	ALL-TIME SCORE
San Jose State	1	0	0	1-0
TOTAL	1	0	0	1-0

OHIO VALLEY CONFERENCE

OPPONENT	W	L	T	ALL-TIME SCORE
Austin Peay	1	0	0	4-0
Jacksonville State*	1	9	1	5-1
Middle Tennessee^	1	0	0	5-0
Morehead State	1	0	0	3-2
Murray State	0	1	0	1-2
Samford#	0	1	1	1-3
Southeast Missouri State	1	0	0	3-1
UT-Martin	3	0	0	8-4
Tennessee Tech	1	0	0	4-0
TOTAL	9	11	2	34-13

*conference member since 2003

^conference member until 2000

#conference member 2003-08

PAC-12 CONFERENCE

OPPONENT	W	L	T	ALL-TIME SCORE
Southern California	0	1	0	1-4
TOTAL	0	1	0	1-4

PATRIOT LEAGUE

OPPONENT	W	L	T	ALL-TIME SCORE
Colgate	1	0	0	6-2
TOTAL	1	0	0	6-2

SOUTHERN CONFERENCE

OPPONENT	W	L	T	ALL-TIME SCORE
Georgia Southern*	1	1	0	2-4
Mercer^	--	--	--	--
TOTAL	1	1	0	2-4

*conference member until 2014

^conference member since 2014

DIVISION I RECORD BY CONFERENCE

SOUTHEASTERN CONFERENCE

OPPONENT	W	L	T	ALL-TIME SCORE
Alabama	8	12	3	31-36
Arkansas	3	20	1	14-52
Auburn	4	17	2	9-59
Florida	2	15	2	9-66
Georgia	4	15	0	19-44
Kentucky	4	14	0	15-43
LSU	2	20	2	15-49
Ole Miss	6	14	4	19-42
Missouri*	1	3	1	6-9
South Carolina	5	11	3	16-34
Tennessee	2	16	1	9-49
Texas A&M*	0	7	0	3-23
Alabama A&M	2	18	0	16-54
TOTAL	43	182	19	181-560

*conference member since 2012

SOUTHLAND CONFERENCE

OPPONENT	W	L	T	ALL-TIME SCORE
Central Arkansas	2	0	0	5-0
McNeese State	1	0	0	8-0
Nicholls State	2	0	0	12-0
Northwestern State	7	0	0	18-4
Sam Houston State	0	1	0	0-1
Southeastern Louisiana*	1	0	0	2-1
Stephen F. Austin	2	0	0	4-0
TOTAL	15	1	0	49-6

*conference member since 1997

SOUTHWEST CONFERENCE

OPPONENT	W	L	T	ALL-TIME SCORE
TCU*	0	1	0	2-6
TOTAL	0	1	0	2-6

*conference member until 2001

SOUTHWESTERN ATHLETIC CONFERENCE

OPPONENT	W	L	T	ALL-TIME SCORE
Alabama A&M	1	0	0	10-0
Arkansas Pine Bluff	1	0	0	1-0
Jackson State	4	0	0	9-4
Mississippi Valley State	4	0	0	11-0
TOTAL	10	0	0	31-4

SUMMIT LEAGUE

OPPONENT	W	L	T	ALL-TIME SCORE
Oral Roberts	1	0	0	1-0
TOTAL	1	0	0	1-0

SUN BELT CONFERENCE

OPPONENT	W	L	T	ALL-TIME SCORE
Arkansas State	2	1	0	10-3
Georgia State*	--	--	--	--
Georgia Southern^	--	--	--	--
Little Rock	5	1	0	19-5
UL-Lafayette	1	0	0	2-1
UL-Monroe	1	0	0	3-0
Middle Tennessee#	2	1	0	7-6
North Texas%	0	1	0	1-2
South Alabama	8	5	1	30-15
Troy	2	0	1	4-1
Western Kentucky\$	0	1	0	1-2
TOTAL	21	10	2	77-35

*conference member since 2013

^conference member since 2014

#conference member 2000-13

%conference member until 2013

\$conference member until 2014

TRANS-AMERICAN ATHLETIC CONFERENCE

OPPONENT	W	L	T	ALL-TIME SCORE
Southeastern Louisiana*	2	0	0	7-3
TOTAL	2	0	0	7-3

*conference member until 1997

WESTERN ATHLETIC CONFERENCE

OPPONENT	W	L	T	ALL-TIME SCORE
UTEP*	1	0	0	1-0
TOTAL	1	0	0	1-0

*conference member until 2005

ALL-TIME RECORD WHEN

BY LOCATION	W	L	T
Home	99	109	20
Away	54	133	10
Neutral	13	18	2

BY RANKING	W	L	T
vs. Top 25	8	51	2
vs. Top 10	2	12	2
vs. Top 5	0	6	0

BY HALF	W	L	T
Leading at halftime	93	16	3
Trailing at halftime	16	150	4
Tied at halftime	57	94	25
In overtime	20	24	32

BY SHOTS	W	L	T
Taking more shots	112	38	12
Taking fewer shots	48	213	18
Shots are even	6	9	2

BY SCORING	W	L	T
Scoring first	142	37	6
Trailing first	24	223	12
Not scoring	0	158	14
Scoring one goal	41	75	14
Scoring two goals	51	24	3
Scoring three or more goals	74	3	1
Allowing no goals	93	0	14
Allowing one goal	58	51	14
Allowing two goals	14	76	3
Allowing three or more goals	1	133	1

BY MONTH	W	L	T
August	34	19	2
September	76	102	18
October	49	134	12
November	7	5	0



ANNUAL RESULTS
1995
7-10-0 Overall • 1-7-0 SEC

Home: 3-5-0 | Away: 2-5-0 | Neutral: 2-0-0

Head Coach: William B. Findley II

DATE	OPPONENT	RESULT
Sept. 2	BREWTON PARKER	L, 0-6
Sept. 4	MOBILE	W, 3-1
Sept. 8	* at Arkansas	L, 1-2 (2OT)
Sept. 10	* at LSU	L, 0-2
Sept. 15	at TCU	L, 2-6
Sept. 17	at North Texas	L, 1-2 (OT)
Sept. 22	* ALABAMA	L, 1-2
Sept. 24	* AUBURN	L, 0-4
Oct. 6	at Memphis	W, 1-0
Oct. 7	ARKANSAS-LITTLE ROCK	W, 4-0
Oct. 10	* #15 VANDERBILT	L, 0-1 (OT)
Oct. 14	* KENTUCKY	L, 0-5
Oct. 15	MONTEVALLO	W, 6-0
Oct. 19	* at Ole Miss	W, 1-0
Oct. 22	* at Georgia	L, 0-3
Oct. 28	! vs. Mercer	W, 3-1
Oct. 29	! vs. Southeast Louisiana	W, 4-1

* - Southeastern Conference match

! - Mobile, Ala.

1996
12-5-2 Overall • 2-5-1 SEC

Home: 10-2-0 | Away: 2-3-2 | Neutral: 0-0-0

Head Coach: William B. Findley II

DATE	OPPONENT	RESULT
Aug. 31	MIDDLE TENNESSEE	W, 5-0
Sept. 2	MEMPHIS	W, 4-0
Sept. 6	UAB	W, 2-0 (2OT)
Sept. 8	at Georgia State	T, 3-3 (2OT)
Sept. 13	* at Alabama	L, 1-2
Sept. 15	* at Auburn	T, 1-1 (2OT)
Sept. 18	SOUTH ALABAMA	W, 6-1
Sept. 21	MCNEESE STATE	W, 8-0
Sept. 22	SOUTHEAST LOUISIANA	W, 3-2
Sept. 27	* ARKANSAS	W, 1-0 (2OT)
Sept. 29	* LSU	L, 0-1
Oct. 4	at Arkansas-Little Rock	W, 1-0
Oct. 6	at Northwestern State	W, 2-0
Oct. 16	CHATTANOOGA	W, 7-0
Oct. 19	* at #9 Florida	L, 0-7
Oct. 20	* at South Carolina	L, 1-5
Oct. 24	* OLE MISS	W, 3-0
Oct. 27	* TENNESSEE	L, 2-3 (2OT)
Nov. 3	TULANE	W, 4-2

* - Southeastern Conference match

1997
11-8-1 Overall • 2-6-0 SEC

Home: 5-3-0 | Away: 5-4-1 | Neutral: 1-1-0

Head Coach: William B. Findley II

DATE	OPPONENT	RESULT
Aug. 30	BELMONT	W, 6-0
Sept. 5	at Tulane	W, 2-0
Sept. 7	ARKANSAS-LITTLE ROCK	W, 6-1
Sept. 12	* at LSU	W, 1-0
Sept. 14	* at Arkansas	L, 0-4
Sept. 17	at Memphis	T, 1-1 (2OT)
Sept. 21	at Chattanooga	W, 6-0
Sept. 26	* ALABAMA	L, 1-2
Sept. 28	* AUBURN	W, 1-0
Sept. 30	at UAB	W, 1-0
Oct. 3	NORTHWESTERN STATE	W, 3-0
Oct. 5	! vs. Fairfield	W, 2-1
Oct. 8	at Samford	W, 3-1
Oct. 17	* KENTUCKY	L, 0-4
Oct. 19	* VANDERBILT	L, 0-3
Oct. 21	at Jacksonville State	L, 1-2 (OT)
Oct. 24	* at Georgia	L, 2-3 (OT)
Oct. 26	* at Ole Miss	L, 0-5
Oct. 31	^ vs. Kansas	L, 0-3
Nov. 2	TENNESSEE TECH	W, 4-0

* - Southeastern Conference match

! - Jackson, Miss.

^ - Oxford, Miss.

1998
3-14-1 Overall • 0-8-0 SEC

Home: 2-6-1 | Away: 1-6-0 | Neutral: 0-2-0

Head Coach: William B. Findley II

DATE	OPPONENT	RESULT
Sept. 4	! vs. Saint Louis	L, 0-2
Sept. 6	! vs. Iowa State	L, 0-3
Sept. 11	* ARKANSAS	L, 0-1 (OT)
Sept. 13	* LSU	L, 1-2
Sept. 16	SAMFORD	W, 3-0
Sept. 20	at Belmont	L, 0-1
Sept. 25	* at Auburn	L, 0-5
Sept. 27	* at Alabama	L, 0-4
Sept. 29	UAB	L, 1-2
Oct. 2	at Drury	L, 0-1
Oct. 4	at Southwest Missouri State	W, 2-1 (OT)
Oct. 9	CENTENARY	L, 1-4
Oct. 13	MEMPHIS	T, 1-1 (OT)
Oct. 16	* at #5 Florida	L, 0-8
Oct. 18	* at South Carolina	L, 0-2
Oct. 23	* TENNESSEE	L, 0-6
Oct. 25	* OLE MISS	L, 0-1
Oct. 31	NORTHWESTERN STATE	W, 2-0

* - Southeastern Conference match

! - Diadora Classic (Nashville, Tenn.)

1999
4-16-0 Overall • 1-8-0 SEC

Home: 2-7-0 | Away: 2-8-0 | Neutral: 0-1-0

Head Coach: William B. Findley II

DATE	OPPONENT	RESULT
Aug. 27	at UAB	L, 0-2
Aug. 29	at Mercer	L, 0-2
Sept. 1	TULANE	L, 0-3
Sept. 3	DRURY	W, 2-0
Sept. 5	SOUTHWEST MISSOURI STATE	L, 0-5
Sept. 10	* at LSU	L, 0-2
Sept. 12	* at Arkansas	L, 0-8
Sept. 19	at Centenary	W, 1-0
Sept. 22	at Memphis	L, 0-4
Sept. 24	* ALABAMA	L, 0-1
Sept. 26	* AUBURN	W, 1-0
Sept. 29	* at Ole Miss	L, 1-3
Oct. 7	JACKSONVILLE STATE	L, 0-1
Oct. 8	BELMONT	L, 2-4
Oct. 10	! vs. Columbia	L, 0-4
Oct. 15	* at Vanderbilt	L, 0-6
Oct. 17	* at #19 Kentucky	L, 0-2
Oct. 22	* GEORGIA	L, 0-3
Oct. 24	* TENNESSEE	L, 1-2
Oct. 29	at Samford	W, 2-1

* - Southeastern Conference match

! - Birmingham, Ala.

2000
8-11-1 Overall • 3-5-1 SEC

Home: 4-5-1 | Away: 3-3-0 | Neutral: 1-3-0

Head Coach: Neil McGuire

DATE	OPPONENT	RESULT
Aug. 26	SAMFORD	W, 4-2
Sept. 1	! vs. Miami (Fla.)	L, 1-5
Sept. 3	! vs. Jacksonville State	W, 1-0
Sept. 8	^ vs. Centenary	L, 1-2
Sept. 10	^ at Arkansas-Little Rock	W, 3-0
Sept. 15	% vs. Georgia Southern	L, 0-3
Sept. 17	% at Furman	L, 1-10
Sept. 22	SOUTH ALABAMA	L, 0-3
Sept. 24	ALABAMA A&M	W, 10-0
Sept. 29	* ARKANSAS	L, 0-1
Oct. 1	* LSU	L, 0-2
Oct. 6	* at Auburn	L, 0-3
Oct. 8	* at Alabama	W, 2-0
Oct. 10	MEMPHIS	L, 0-1
Oct. 13	* #23 FLORIDA	L, 0-5
Oct. 15	* SOUTH CAROLINA	W, 2-1
Oct. 20	* at Tennessee	W, 1-0
Oct. 22	* at Georgia	L, 0-3
Oct. 25	* OLE MISS	T, 0-0 (2OT)
Oct. 29	CHATTANOOGA	W, 7-1

* - Southeastern Conference match

! - Bama Classic (Tuscaloosa, Ala.)

^ - Soccer Etc. Classic (Little Rock, Ark.)

% - Umbro Challenge (Greenville, S.C.)

*Rankings prior to 2005 use the highest available across multiple polls.

* All rankings from 2005-2016 use the NSCAA poll.

* All rankings 2017-present use the United Soccer Coaches poll.

ANNUAL RESULTS

2001

13-8-0 Overall • 5-4-0 SEC

Home: 7-2-0 | Away: 6-4-0 | Neutral: 0-2-0

Head Coach: Neil McGuire

SEC WESTERN DIVISION CHAMPIONS
SEC TOURNAMENT

DATE	OPPONENT	RESULT
Aug. 31	TULANE	W, 5-1
Sept. 2	ARKANSAS-LITTLE ROCK	W, 4-2
Sept. 7	! vs. TCU	L, 2-3
Sept. 9	! at UAB	L, 0-2
Sept. 18	at Samford	W, 4-0
Sept. 21	at Jacksonville State	W, 6-2
Sept. 23	at South Alabama	L, 1-2 (2OT)
Sept. 25	at Chattanooga	W, 3-0
Sept. 28	DUQUESNE	W, 3-0
Sept. 30	UTEP	W, 1-0
Oct. 5	* at Arkansas	L, 1-4
Oct. 7	* at LSU	W, 2-0
Oct. 12	* AUBURN	W, 2-1 (2OT)
Oct. 14	* ALABAMA	L, 1-2
Oct. 19	* VANDERBILT	L, 2-4
Oct. 21	* KENTUCKY	W, 2-1 (OT)
Oct. 26	* at #15 Florida	L, 0-6
Oct. 28	* at South Carolina	W, 2-1 (OT)
Nov. 2	* at Ole Miss	W, 2-1 (2OT)
Nov. 4	MEMPHIS	W, 4-3 (OT)
Nov. 8	^ vs. Ole Miss	L, 1-2

* - Southeastern Conference match

! - UAB Nike Classic (Birmingham, Ala.)

^ - SEC Tournament (Baton Rouge, La.)

2002

6-13-1 Overall • 2-6-1 SEC

Home: 2-7-0 | Away: 3-6-1 | Neutral: 1-0-0

Head Coach: Neil McGuire

DATE	OPPONENT	RESULT
Aug. 30	! vs. TCU	W, 1-0
Sept. 1	! at Baylor	L, 1-2
Sept. 3	SOUTHERN MISS	L, 2-3
Sept. 6	NORTHWESTERN STATE	W, 3-1
Sept. 8	KANSAS	L, 1-2
Sept. 13	at Tulane	W, 3-1
Sept. 15	at Memphis	L, 2-3 (OT)
Sept. 20	at Missouri	L, 1-3
Sept. 22	at SW Missouri State	L, 1-2
Sept. 29	SAMFORD	L, 1-2
Oct. 4	* ARKANSAS	W, 3-0
Oct. 6	* LSU	L, 1-3
Oct. 11	* at Auburn	L, 0-2
Oct. 13	* at Alabama	T, 1-1 (2OT)
Oct. 18	* at Vanderbilt	W, 2-1
Oct. 20	* at Kentucky	L, 0-1
Oct. 25	* #16 TENNESSEE	L, 1-2
Oct. 27	* GEORGIA	L, 2-3
Nov. 1	* OLE MISS	L, 1-4
Nov. 3	at Jacksonville State	W, 3-1

* - Southeastern Conference match

! - Baylor Labor Day Classic (Waco, Texas)

2003

9-8-3 Overall • 2-5-2 SEC

Home: 6-2-2 | Away: 3-6-1 | Neutral: 0-0-0

Head Coach: Neil McGuire

DATE	OPPONENT	RESULT
Aug. 29	at Memphis	W, 3-1
Aug. 31	SOUTH ALABAMA	W, 5-0
Sept. 5	SOUTHWEST MISSOURI STATE	T, 0-0 (2OT)
Sept. 7	FLORIDA INTERNATIONAL	W, 1-0 (2OT)
Sept. 12	#25 MISSOURI	W, 1-0
Sept. 16	at Samford	L, 0-2
Sept. 19	at #24 Nebraska	L, 0-1
Sept. 21	at Iowa State	L, 0-2
Sept. 26	JACKSONVILLE STATE	W, 4-0
Sept. 28	MIDDLE TENNESSEE	W, 1-0
Oct. 3	* at Tennessee	L, 0-2
Oct. 5	* at Georgia	W, 2-0
Oct. 10	* at Arkansas	L, 2-4
Oct. 12	* at LSU	L, 1-2
Oct. 17	* #23 AUBURN	L, 0-1
Oct. 19	* ALABAMA	T, 1-1 (2OT)
Oct. 24	* #6 FLORIDA	W, 1-0
Oct. 26	* SOUTH CAROLINA	L, 0-1
Oct. 31	* at Ole Miss	T, 0-0 (2OT)
Nov. 2	at Southern Miss	W, 2-1

* - Southeastern Conference match

2004

9-9-3 Overall • 5-5-1 SEC

Home: 6-3-1 | Away: 3-2-1 | Neutral: 0-4-1

Head Coach: Neil MacDonald

SEC TOURNAMENT

DATE	OPPONENT	RESULT
Aug. 27	MIDDLE TENNESSEE	W, 2-1
Aug. 29	NORTHWESTERN STATE	W, 3-1
Sept. 3	! vs. Saint Louis	L, 0-1
Sept. 5	! vs. Wisconsin-Milwaukee	T, 2-2 (2OT)
Sept. 10	% vs. Southern California	L, 1-4
Sept. 12	% vs. #1 North Carolina	L, 1-4
Sept. 14	MEMPHIS	W, 2-0
Sept. 24	* #16 TENNESSEE	L, 0-3
Sept. 26	* GEORGIA	W, 1-0 (OT)
Sept. 28	at Jacksonville State	T, 1-1 (2OT)
Oct. 1	* ARKANSAS	L, 1-2 (OT)
Oct. 3	* LSU	T, 0-0 (2OT)
Oct. 8	* at #23 Auburn	L, 0-3
Oct. 10	* at Alabama	W, 2-1
Oct. 15	* at #23 Florida	L, 1-4
Oct. 17	* at South Carolina	W, 3-2 (OT)
Oct. 22	* VANDERBILT	L, 1-4
Oct. 24	* at Kentucky	W, 1-0
Oct. 29	* OLE MISS	W, 1-0
Oct. 31	GEORGIA STATE	W, 2-1
Nov. 4	^ vs. Vanderbilt	L, 0-1

* - Southeastern Conference match

! - KUSports.com Invitational (Lawrence, Kan.)

% - First Tennessee Lady Vol Classic (Knoxville, Tenn.)

^ - SEC Tournament (Auburn, Ala.)

2005

4-11-4 Overall • 2-8-1 SEC

Home: 4-3-2 | Away: 0-8-1 | Neutral: 0-0-1

Head Coach: Neil MacDonald

DATE	OPPONENT	RESULT
Aug. 26	IOWA STATE	T, 0-0 (2OT)
Aug. 28	SAMFORD	T, 1-1 (2OT)
Sept. 2	at Georgia State	L, 1-2
Sept. 10	! at UTEP	L, 1-3
Sept. 11	! vs. Sacramento State	T, 0-0 (2OT)
Sept. 16	at Memphis	L, 1-2
Sept. 18	CHARLOTTE	W, 2-1
Sept. 23	* at Tennessee	L, 0-3
Sept. 25	* at Georgia	L, 1-3
Sept. 30	* at Arkansas	L, 0-1
Oct. 2	* at LSU	L, 0-2
Oct. 7	* AUBURN	L, 0-5
Oct. 9	* ALABAMA	W, 2-1
Oct. 14	* #22 FLORIDA	L, 0-4
Oct. 16	* SOUTH CAROLINA	W, 2-1
Oct. 21	* at Vanderbilt	L, 0-2
Oct. 23	* KENTUCKY	L, 1-4
Oct. 28	* at Ole Miss	T, 1-1 (2OT)
Oct. 30	MISSISSIPPI VALLEY STATE	W, 1-0

* - Southeastern Conference match

! - Sun City Invitational (El Paso, Texas)

2006

2-16-0 Overall • 1-10-0 SEC

Home: 2-7-0 | Away: 0-9-0 | Neutral: 0-0-0

Head Coach: Neil MacDonald

DATE	OPPONENT	RESULT
Aug. 25	at Sam Houston State	L, 0-1 (2OT)
Aug. 27	at Rice	L, 2-3
Sept. 1	at Charlotte	L, 0-5
Sept. 3	at Gardner-Webb	L, 2-3
Sept. 8	MEMPHIS	L, 0-2
Sept. 10	SOUTHERN MISS	W, 3-1
Sept. 17	SMU	L, 1-2 (2OT)
Sept. 22	* GEORGIA	L, 2-3
Sept. 24	* #8 TENNESSEE	W, 3-2
Sept. 29	* LSU	L, 0-1
Oct. 1	* ARKANSAS	L, 0-3
Oct. 6	* at Alabama	L, 0-1
Oct. 8	* at Auburn	L, 0-6
Oct. 13	* at South Carolina	L, 0-1
Oct. 15	* at #21 Florida	L, 1-3
Oct. 20	* at Kentucky	L, 0-3
Oct. 22	* VANDERBILT	L, 0-4
Oct. 27	* OLE MISS	L, 0-2

* - Southeastern Conference match

*Rankings prior to 2005 use the highest available across multiple polls.

* All rankings from 2005-2016 use the NSCAA poll.

* All rankings 2017-present use the United Soccer Coaches poll.

ANNUAL RESULTS
2007
6-12-1 Overall • 2-8-1 SEC

Home: 3-4-1 | Away: 1-7-0 | Neutral: 2-1-0

Head Coach: Neil MacDonald

DATE	OPPONENT	RESULT
Aug. 31	! vs. Kennesaw State	W, 2-1
Sept. 2	! vs. Georgia Southern	W, 2-1
Sept. 7	^ vs. Western Kentucky	L, 1-2
Sept. 9	^ at Middle Tennessee State	L, 4-5
Sept. 14	CENTRAL FLORIDA	L, 2-3
Sept. 16	RICE	W, 2-1 (2OT)
Sept. 21	NORTH FLORIDA	W, 1-0
Sept. 23	at Memphis	L, 0-5
Sept. 28	* at LSU	L, 0-1
Sept. 30	* at Arkansas	L, 0-2
Oct. 5	* ALABAMA	W, 3-1
Oct. 7	* AUBURN	L, 0-1
Oct. 12	* SOUTH CAROLINA	T, 0-0 (2OT)
Oct. 14	* FLORIDA	L, 0-5
Oct. 19	* at #17 Georgia	W, 1-0
Oct. 21	* at #13 Tennessee	L, 0-4
Oct. 25	* KENTUCKY	L, 2-3
Oct. 28	* at Vanderbilt	L, 2-3 (2OT)
Nov. 2	* at Ole Miss	L, 0-1

* - Southeastern Conference match

! - Samford Barber's Invitational (Birmingham, Ala.)

^ - MTSU Tournament (Murfreesboro, Tenn.)

2008
5-15-0 Overall • 0-11-0 SEC

Home: 2-8-0 | Away: 2-6-0 | Neutral: 1-1-0

Head Coach: Neil MacDonald

DATE	OPPONENT	RESULT
Aug. 22	MISSISSIPPI VALLEY STATE	W, 3-0
Aug. 29	! ARKANSAS-LITTLE ROCK	L, 1-2 (OT)
Aug. 31	! NORTHWESTERN STATE	W, 3-1
Sept. 5	^ vs. Georgetown	L, 0-3
Sept. 7	^ at George Mason	L, 0-1
Sept. 12	% at South Alabama	W, 1-0
Sept. 14	% vs. Nicholls State	W, 8-0
Sept. 19	MEMPHIS	L, 1-2
Sept. 21	at Southern Mississippi	W, 2-1
Sept. 26	* #24 LSU	L, 1-4
Sept. 28	* ARKANSAS	L, 0-1
Oct. 3	* at Alabama	L, 0-1
Oct. 5	* at Auburn	L, 0-6
Oct. 10	* at South Carolina	L, 1-2
Oct. 12	* at #12 Florida	L, 0-3
Oct. 17	* GEORGIA	L, 0-1
Oct. 19	* TENNESSEE	L, 1-2
Oct. 23	* at Kentucky	L, 2-3 (OT)
Oct. 26	* VANDERBILT	L, 0-4
Oct. 31	* OLE MISS	L, 1-3

* - Southeastern Conference match

! - Bulldog Classic (Starkville, Miss.)

^ - Mason Tournament (Fairfax, Va.)

% - South Alabama Tournament (Mobile, Ala.)

2009
9-8-2 Overall • 1-8-2 SEC

Home: 3-2-2 | Away: 3-6-0 | Neutral: 3-0-0

Head Coach: Neil MacDonald

DATE	OPPONENT	RESULT
Aug. 28	! vs. Jackson State	W, 2-1
Aug. 30	! vs. Morehead State	W, 3-2
Sept. 4	at South Alabama	W, 1-0
Sept. 6	at Northwestern State	W, 2-1
Sept. 11	TROY	W, 1-0 (OT)
Sept. 13	EAST TENNESSEE STATE	W, 2-0
Sept. 18	^ at North Florida	W, 1-0
Sept. 20	^ vs. Florida Gulf Coast	W, 1-0
Sept. 25	* AUBURN	L, 1-5
Sept. 29	* ALABAMA	L, 0-1
Oct. 2	* #7 FLORIDA	T, 1-1 (2OT)
Oct. 4	* #8 SOUTH CAROLINA	T, 1-1 (2OT)
Oct. 9	* at Tennessee	L, 0-3
Oct. 11	* at #18 Georgia	L, 1-2
Oct. 16	* at Arkansas	L, 0-1
Oct. 18	* at #16 LSU	L, 0-4
Oct. 22	* at Vanderbilt	L, 0-3
Oct. 25	* KENTUCKY	W, 2-0
Oct. 30	* at Ole Miss	L, 0-2

* - Southeastern Conference match

! - Ole Miss Invitational (Oxford, Miss.)

^ - UNF Ponte Vedra Showcase (Jacksonville, Fla.)

2010
8-12-0 Overall • 1-10-0 SEC

Home: 4-6-0 | Away: 3-6-0 | Neutral: 1-0-0

Head Coach: Neil MacDonald

DATE	OPPONENT	RESULT
Aug. 20	at UT-Martin	W, 2-1
Aug. 27	UAB	L, 0-3
Aug. 29	SOUTHERN MISS	W, 3-0
Sept. 3	! at Troy	W, 2-0
Sept. 5	! vs. South Alabama	W, 3-1
Sept. 7	MISSISSIPPI VALLEY STATE	W, 5-0
Sept. 10	JACKSON STATE	W, 2-1
Sept. 17	at #13 Oklahoma State	L, 0-6
Sept. 19	at Oral Roberts	W, 1-0
Sept. 24	* at Auburn	L, 1-3
Sept. 26	* at Alabama	L, 0-2
Oct. 1	* at #6 Florida	L, 1-7
Oct. 3	* at #20 South Carolina	L, 0-7
Oct. 8	* TENNESSEE	L, 0-1 (2OT)
Oct. 10	* #18 GEORGIA	L, 0-3
Oct. 15	* ARKANSAS	L, 0-4
Oct. 17	* LSU	L, 2-6
Oct. 21	* VANDERBILT	L, 0-2
Oct. 24	* at Kentucky	L, 1-5
Oct. 29	* OLE MISS	W, 2-1

* - Southeastern Conference match

! - Trojan Classic (Troy, Ala.)

2011
6-10-3 Overall • 3-7-1 SEC

Home: 4-2-2 | Away: 2-7-1 | Neutral: 0-1-0

Head Coach: Neil MacDonald

DATE	OPPONENT	RESULT
Aug. 21	at Arkansas State	L, 1-3
Aug. 26	! at UC-Riverside	L, 0-3
Aug. 28	! vs. #13 UC-Irvine	L, 0-2
Sept. 2	at Jackson State	W, 1-0
Sept. 9	^ ARKANSAS-PINE BLUFF	W, 1-0 (OT)
Sept. 11	^ LIPSCOMB	W, 2-1 (OT)
Sept. 13	at Southern Miss	T, 0-0 (2OT)
Sept. 16	TROY	T, 1-1 (2OT)
Sept. 23	* at LSU	L, 1-5
Sept. 25	* at Arkansas	L, 0-1
Sept. 30	* ALABAMA	T, 2-2 (2OT)
Oct. 2	* #20 AUBURN	W, 2-0
Oct. 7	* at Georgia	L, 3-4 (2OT)
Oct. 9	* at #20 Tennessee	L, 0-2
Oct. 14	* SOUTH CAROLINA	L, 0-1
Oct. 16	* #11 FLORIDA	W, 1-0
Oct. 20	* KENTUCKY	L, 0-2
Oct. 23	* at Vanderbilt	W, 2-1
Oct. 28	* at Ole Miss	L, 0-2

* - Southeastern Conference match

! - UC-Riverside Invitational (Riverside, Calif.)

^ - Bulldog Classic (Starkville, Miss.)

2012
9-10-1 Overall • 2-10-1 SEC

Home: 8-6-0 | Away: 1-4-1 | Neutral: 0-0-0

Head Coach: Neil MacDonald

DATE	OPPONENT	RESULT
Aug. 17	SOUTHEASTERN LOUISIANA	W, 2-1
Aug. 24	! UT-MARTIN	W, 3-2
Aug. 26	! SOUTH ALABAMA	W, 5-0
Aug. 31	UL-MONROE	W, 3-0
Sept. 2	GEORGIA STATE	W, 3-0
Sept. 7	MISSISSIPPI VALLEY STATE	W, 2-0
Sept. 9	SOUTHERN MISS	W, 1-0 (OT)
Sept. 14	* at South Carolina	T, 0-0 (2OT)
Sept. 16	* at Kentucky	L, 0-3
Sept. 21	* VANDERBILT	L, 2-4
Sept. 23	* #23 TENNESSEE	L, 0-6
Sept. 28	* LSU	L, 0-1
Sept. 30	* #6 TEXAS A&M	L, 0-2
Oct. 5	* at Auburn	L, 0-2
Oct. 7	* at #16 Missouri	L, 0-2
Oct. 12	* at Alabama	W, 3-2
Oct. 14	* at #12 Florida	L, 1-4
Oct. 19	* GEORGIA	L, 0-3
Oct. 21	* ARKANSAS	L, 1-2
Oct. 25	* OLE MISS	W, 3-2 (2OT)

* - Southeastern Conference match

! - Bulldog Classic (Starkville, Miss.)

*Rankings prior to 2005 use the highest available across multiple polls.

* All rankings from 2005-2016 use the NSCAA poll.

* All rankings 2017-present use the United Soccer Coaches poll.

ANNUAL RESULTS

2013

3-15-0 Overall • 0-11-0 SEC

Home: 2-6-0 | Away: 0-9-0 | Neutral: 1-0-0

Head Coach: Aaron Gordon

DATE	OPPONENT	RESULT
Aug. 23	at South Alabama	L, 2-3
Aug. 25	ARKANSAS STATE	W, 4-0
Aug. 30	! vs. Florida Atlantic	W, 3-1
Sept. 1	! at Florida Gulf Coast	L, 1-2
Sept. 8	at Southern Miss	L, 0-3
Sept. 13	^ FURMAN	L, 0-4
Sept. 15	^ JACKSON STATE	W, 4-2
Sept. 20	* MISSOURI	L, 1-3
Sept. 27	* at Texas A&M	L, 0-8
Sept. 29	* at LSU	L, 2-3 (2OT)
Oct. 4	* KENTUCKY	L, 1-3
Oct. 6	* at Arkansas	L, 0-1
Oct. 11	* #12 FLORIDA	L, 0-1 (2OT)
Oct. 18	* at Georgia	L, 0-5
Oct. 20	* at Vanderbilt	L, 3-5
Oct. 25	* ALABAMA	L, 1-3
Oct. 27	* #13 SOUTH CAROLINA	L, 0-1
Oct. 31	* at #25 Ole Miss	L, 1-5

* - Southeastern Conference match

! - Embassy Suites Classic (Fort Myers, Fla.)

^ - Bulldog Classic (Starkville, Miss.)

2014

3-15-0 Overall • 0-11-0 SEC

Home: 2-9-0 | Away: 1-6-0 | Neutral: 0-0-0

Head Coach: Aaron Gordon

DATE	OPPONENT	RESULT
Aug. 22	IOWA STATE	L, 1-5
Aug. 24	CINCINNATI	L, 0-1
Aug. 28	at Furman	L, 1-2
Aug. 31	SOUTHERN MISS	W, 2-1 (2OT)
Sept. 5	at Arkansas State	W, 5-0
Sept. 12	SOUTH ALABAMA	L, 0-2
Sept. 14	LOUISIANA TECH	W, 2-1
Sept. 19	* OLE MISS	L, 0-1
Sept. 26	* at Kentucky	L, 0-3
Sept. 28	* at Tennessee	L, 0-4
Oct. 3	* LSU	L, 0-2
Oct. 5	* #20 GEORGIA	L, 1-3
Oct. 10	* at #5 Florida	L, 1-5
Oct. 17	* VANDERBILT	L, 0-1
Oct. 19	* #8 TEXAS A&M	L, 0-3
Oct. 23	* at Auburn	L, 0-2
Oct. 26	* ARKANSAS	L, 0-3
Oct. 30	* at #20 South Carolina	L, 0-3

* - Southeastern Conference match

2015

5-10-3 Overall • 3-6-2 SEC

Home: 2-4-3 | Away: 3-5-0 | Neutral: 0-1-0

Head Coach: Aaron Gordon

DATE	OPPONENT	RESULT
Aug. 21	SOUTH ALABAMA	L, 0-1
Aug. 23	MURRAY STATE	L, 1-2
Aug. 28	! Florida Gulf Coast	L, 0-2
Aug. 30	at South Florida	L, 0-3
Sept. 4	NICHOLLS STATE	W, 4-0
Sept. 6	SOUTHERN MISS	T, 0-0 (2OT)
Sept. 11	* at Vanderbilt	L, 1-2
Sept. 13	at Lipscomb	W, 2-0
Sept. 20	* at Arkansas	W, 2-1
Sept. 25	* TENNESSEE	T, 0-0 (2OT)
Sept. 27	* MISSOURI	T, 1-1 (2OT)
Oct. 2	* at #16 Texas A&M	L, 0-4
Oct. 9	* at Georgia	L, 0-1
Oct. 11	* #20 KENTUCKY	W, 3-0
Oct. 16	* #13 FLORIDA	L, 1-2
Oct. 23	* at LSU	L, 0-1
Oct. 25	* at Alabama	W, 2-1
Oct. 29	* #19 AUBURN	L, 0-3

* - Southeastern Conference match

! - Tampa, Fla.

2016

6-12-0 Overall • 1-10-0 SEC

Home: 3-6-0 | Away: 3-5-0 | Neutral: 0-1-0

Head Coach: Aaron Gordon

DATE	OPPONENT	RESULT
Aug. 19	at College of Charleston	W, 2-0
Aug. 21	! vs. #17 Virginia Tech	L, 1-2
Aug. 26	LIPSCOMB	L, 0-1
Aug. 28	UT-MARTIN	W, 3-1
Sept. 2	at South Alabama	W, 2-1 (2OT)
Sept. 4	at Southern Miss	W, 1-0
Sept. 9	* #25 ARKANSAS	L, 2-5
Sept. 11	UL-LAFAYETTE	W, 2-1
Sept. 18	* VANDERBILT	L, 1-2 (2OT)
Sept. 22	* at Ole Miss	L, 0-3
Sept. 25	* at Missouri	L, 1-2 (OT)
Sept. 30	* ALABAMA	W, 1-0
Oct. 6	* #4 SOUTH CAROLINA	L, 0-1
Oct. 9	* at #18 Auburn	L, 0-3
Oct. 14	* LSU	L, 0-1
Oct. 20	* at Tennessee	L, 0-3
Oct. 23	* at #20 Florida	L, 0-1
Oct. 27	* TEXAS A&M	L, 1-2

* - Southeastern Conference match

! - Charleston, S.C.

2017

9-5-4 Overall • 2-5-3 SEC

Home: 7-2-3 | Away: 2-3-1 | Neutral: 0-0-0

Head Coach: Tom Anagnost

DATE	OPPONENT	RESULT
Aug. 19	STEPHEN F. AUSTIN	W, 1-0
Aug. 20	MISSOURI STATE	W, 2-1
Aug. 24	at Louisiana Tech	W, 1-0
Aug. 27	CENTRAL ARKANSAS	W, 3-0
Sept. 3	COLGATE	W, 6-2
Sept. 8	SOUTHEAST MISSOURI STATE	W, 3-1
Sept. 10	SOUTH ALABAMA	T, 1-1 (2OT)
Sept. 15	* at Arkansas	L, 0-1
Sept. 21	* MISSOURI	W, 3-1
Sept. 24	* at LSU	T, 2-2 (2OT)
Sept. 29	* AUBURN	T, 0-0 (2OT)
Oct. 5	* at #3 South Carolina	L, 2-3 (OT)
Oct. 8	* KENTUCKY	L, 0-1
Oct. 15	* at Alabama	L, 2-3 (2OT)
Oct. 19	* at Georgia	W, 3-0
Oct. 22	* Ole Miss	T, 1-1 (2OT)
Oct. 26	* #14 Texas A&M	L, 1-2
Nov. 4	San Jose State	W, 1-0

* - Southeastern Conference match

2018

9-7-2 Overall • 2-6-2 SEC

Home: 6-2-2 | Away: 3-5-0 | Neutral: 0-0-0

Head Coach: Tom Anagnost

NCAA TOURNAMENT FIRST ROUND

DATE	OPPONENT (MSU RANK)	RESULT
Aug. 16	SOUTHERN MISS	W, 3-0
Aug. 19	at Stephen F. Austin	W, 3-0
Aug. 23	at Memphis	W, 5-2
Aug. 26	at South Alabama	W, 3-0
Aug. 30	CENTRAL ARKANSAS	W, 2-0
Sept. 2	AUSTIN PEAY	W, 4-0
Sept. 9	LOUISIANA TECH	W, 3-0
Sept. 14	* at #9 Auburn	L, 0-3
Sept. 20	* #13 SOUTH CAROLINA	W, 2-1 (OT)
Sept. 23	* at #19 Tennessee	L, 0-1
Sept. 28	* FLORIDA	T, 0-0 (2OT)
Oct. 4	* at #19 Vanderbilt (25)	L, 0-1
Oct. 7	* ALABAMA (25)	W, 5-2
Oct. 12	* at #5 Texas A&M (23)	L, 1-2
Oct. 18	* ARKANSAS (25)	T, 0-0 (2OT)
Oct. 21	* at Ole Miss (25)	L, 0-2
Oct. 25	* LSU	L, 1-2
Nov. 9	! LIPSCOMB	L, 0-1 (2OT)

* - Southeastern Conference match

! - NCAA Tournament First Round (Starkville, Miss.)



POSTSEASON HISTORY

2001 SEC TOURNAMENT FIRST ROUND		
NOV. 8, 2001 BATON ROUGE, LA.		
OLE MISS	2	
MISSISSIPPI STATE	1	

Ole Miss' Tiffany Weiss scored two goals in a two-minute span to end Mississippi State's season in the opening round of the SEC Tournament.

State took the early lead at 23:16 when Mary Fisher Patterson set up Amy Van Zandt who ripped the ball to the upper left corner of the net from 20 yards out. The goal was the 15th of Van Zandt's young career, which stands as the Bulldogs' freshman record. She finished the season with 39 points, also an MSU freshman record.

Weiss, a sophomore forward from Dallas, tied the game at 1-1 at the 66:09 mark, booting a Kristin Chapman pass to the bottom right corner of the net.

Weiss then scored the game-winning goal 2:06 later when she fired a shot from the top of the box past goalkeeper Krystal Werges after a short clearance by the Bulldog keeper.

State was outshot 23-20, but forced a pair of Rebel goalkeepers to make nine saves. The Bulldog defense stepped up with two team saves, while Werges and Stephanie Lyon split time in net with two saves each.

	1	2	F
Ole Miss	0	2	2
Mississippi State	1	0	1

MSU: Amy Van Zandt (Mary Fisher Patterson), 23:16
OM: Tiffany Weiss (Kristin Chapman), 66:09
OM: Tiffany Weiss (unassisted), 68:15

	OM	MSU
Shots	23	20
Shots on Goal	8	10
Saves	9	6
Fouls	9	4
Corners	4	5
Offsides	4	1

Attendance: 277



AMY VAN ZANDT

2004 SEC TOURNAMENT FIRST ROUND		
NOV. 4, 2004 AUBURN, ALA.		
MISSISSIPPI STATE	0	
VANDERBILT	1	

A first-half goal from Alexis Yoculan dashed the Bulldogs hopes of advancing in the SEC Tournament.

In the 32nd minute, Yoculan received a pass from Sarah Dennis after Dennis dribbled around two Bulldog defenders, then fired a shot into the net.

Betty Ann Casey led MSU with three shots, putting one on frame early and requiring a save in the eighth minute. Karen Sandrik added two more shots on goal in the 48th and 55th minutes, but State could not solve Vanderbilt's Tyler Griffin in net.

The Bulldogs fought to keep the game close despite surrendering six corners without earning one of their own. Emily Meyers made five saves in the losing effort.

	1	2	F
Mississippi State	0	0	0
Vanderbilt	1	0	1

VAN: Alexis Yoculan (unassisted), 32:04

	MSU	VAN
Shots	10	13
Shots on Goal	3	6
Saves	5	3
Fouls	8	9
Corners	0	6
Offsides	2	1

Attendance: 476



BETTY ANN CASEY

2018 NCAA TOURNAMENT FIRST ROUND		
NOV. 9, 2018 STARKVILLE, MISS.		
LIPSCOMB	1	
MISSISSIPPI STATE	0	

In the 109th minute, Lipscomb got a free kick from midfield. The service from Dominique Diller glanced off Justis Bailey and into the net to end the game.

The Bulldogs outshot the Lady Bisons, 28-8, and had two goals waved off in the match. State took a season-high 13 corner kicks.

In the 21st minute, junior Hailey Zerbelt took a free kick and sent the ball into the box for senior Carly Mauldin. Mauldin's header snuck past the goalkeeper, and the stands erupted, but the Bulldogs were called offsides.

Then, in the 73rd minute, the Bulldogs won a corner kick and appeared to score on junior MaKayla Waldner's header. Instead, MSU was called for goaltender interference.

The Bulldogs held Lipscomb without a shot for the first 50 minutes of the contest, and allowed just six through regulation.

In the 93rd minute, freshman Zakirah McGillivray nearly repeated her game-winning goal from earlier in the year against South Carolina, but this time the keeper got just enough of the ball to push it over the bar.

	1	2	OT	2OT	F
Lipscomb	0	0	0	1	1
Mississippi State	0	0	0	0	0

LIP: Justis Bailey (Dominique Diller), 109:14

	LIP	MSU
Shots	9	28
Shots on Goal	3	7
Saves	7	2
Fouls	6	10
Corners	1	13
Offsides	1	4

Attendance: 664



CARLY MAULDIN

VS. RANKED OPPONENTS***ALL-TIME RECORD:** 8-51-2**HOME:** 7-19-2 | **AWAY:** 1-29-0 | **NEUTRAL:** 0-3-0**VS. NO. 1:** 0-1-0 | **VS. TOP 5:** 0-6-0 | **VS. TOP 10:** 2-12-2

DATE	OPPONENT (MSU RANK)	RESULT
Oct. 10, 1995	#15 Vanderbilt	L, 0-1 (OT)
Oct. 19, 1996	at #9 Florida	L, 0-7
Oct. 16, 1998	at #5 Florida	L, 0-8
Oct. 17, 1999	at #19 Kentucky	L, 0-2
Oct. 13, 2000	#23 FLORIDA	L, 0-5
Oct. 26, 2001	at #15 Florida	L, 0-6
Oct. 25, 2002	#16 TENNESSEE	L, 1-2
Sept. 12, 2003	#25 MISSOURI	W, 1-0
Sept. 19, 2003	at #24 Nebraska	L, 0-1
Oct. 17, 2003	#23 AUBURN	L, 0-1
Oct. 24, 2003	#6 FLORIDA	W, 1-0
Sept. 12, 2004	vs. #1 North Carolina	L, 1-4
Sept. 24, 2004	#16 TENNESSEE	L, 0-3
Oct. 8, 2004	at #23 Auburn	L, 0-3
Oct. 15, 2004	at #23 Florida	L, 1-4
Oct. 14, 2005	#22 FLORIDA	L, 0-4
Sept. 24, 2006	#8 TENNESSEE	W, 3-2
Oct. 15, 2006	at #21 Florida	L, 1-3
Oct. 19, 2007	at #17 Georgia	W, 1-0
Oct. 21, 2007	at #13 Tennessee	L, 0-4
Sept. 26, 2008	#24 LSU	L, 1-4
Oct. 12, 2008	at #12 Florida	L, 0-3
Oct. 2, 2009	#7 FLORIDA	T, 1-1 (2OT)
Oct. 4, 2009	#8 SOUTH CAROLINA	T, 1-1 (2OT)
Oct. 11, 2009	at #18 Georgia	L, 1-2
Oct. 18, 2009	at #16 LSU	L, 0-4
Sept. 17, 2010	at #13 Oklahoma State	L, 0-6
Oct. 1, 2010	at #6 Florida	L, 1-7
Oct. 3, 2010	at #20 South Carolina	L, 0-7
Oct. 10, 2010	#18 GEORGIA	L, 0-3
Aug. 26, 2011	vs. #13 UC-Irvine	L, 0-2
Oct. 2, 2011	#20 AUBURN	W, 2-0
Oct. 9, 2011	at #20 Tennessee	L, 0-2
Oct. 16, 2011	#11 FLORIDA	W, 1-0
Sept. 23, 2012	#23 TENNESSEE	L, 0-6
Sept. 30, 2012	#6 TEXAS A&M	L, 0-2
Oct. 7, 2012	at #16 Missouri	L, 0-2
Oct. 14, 2012	at #12 Florida	L, 1-4
Oct. 11, 2013	#12 FLORIDA	L, 0-1 (2OT)
Oct. 27, 2013	#13 SOUTH CAROLINA	L, 0-1
Oct. 31, 2013	at #25 Ole Miss	L, 1-5
Oct. 5, 2014	#20 GEORGIA	L, 1-3
Oct. 10, 2014	at #5 Florida	L, 1-5
Oct. 19, 2014	#8 TEXAS A&M	L, 0-3
Oct. 30, 2014	at #20 South Carolina	L, 0-3
Oct. 2, 2015	at #16 Texas A&M	L, 0-4
Oct. 11, 2015	#20 KENTUCKY	W, 3-0
Oct. 16, 2015	#13 FLORIDA	L, 1-2
Oct. 29, 2015	#19 AUBURN	L, 0-3
Aug. 21, 2016	vs. #17 Virginia Tech	L, 1-2
Sept. 9, 2016	#25 ARKANSAS	L, 2-5
Oct. 6, 2016	#4 SOUTH CAROLINA	L, 0-1
Oct. 9, 2016	at #18 Auburn	L, 0-3
Oct. 23, 2016	at #20 Florida	L, 0-1
Oct. 5, 2017	at #3 South Carolina	L, 2-3 (OT)
Oct. 26, 2017	#14 Texas A&M	L, 1-2
Sept. 14, 2018	at #9 Auburn	L, 0-3
Sept. 20, 2018	#13 SOUTH CAROLINA	W, 2-1 (OT)
Sept. 23, 2018	at #19 Tennessee	L, 0-1
Oct. 4, 2018	at #19 Vanderbilt (25)	L, 0-1
Oct. 12, 2018	at #5 Texas A&M (23)	L, 1-2

*Rankings prior to 2005 use the highest available across multiple polls.

* All rankings from 2005-2016 use the NSCAA poll.

* All rankings 2017-present use the United Soccer Coaches poll.

OVERTIME HISTORY**ALL-TIME RECORD:** 20-24-32**HOME:** 15-10-20 | **AWAY:** 5-14-10 | **NEUTRAL:** 0-0-2**SINGLE OT:** 9-13-31 | **DOUBLE OT:** 11-11-1 | **SHOOTOUT:** 0-0-0

DATE	OPPONENT (MSU RANK)	RESULT
Sept. 8, 1995	at Arkansas	L, 1-2 (2OT)
Sept. 17, 1995	at North Texas	L, 1-2 (OT)
Oct. 10, 1995	#20 Vanderbilt	L, 0-1 (OT)
Sept. 6, 1996	UAB	W, 2-0 (2OT)
Sept. 8, 1996	at Georgia State	T, 3-3 (2OT)
Sept. 15, 1996	at Auburn	T, 1-1 (2OT)
Sept. 27, 1996	Arkansas	W, 1-0 (2OT)
Oct. 27, 1996	Tennessee	L, 2-3 (2OT)
Sept. 17, 1997	at Memphis	T, 1-1 (2OT)
Oct. 21, 1997	at Jacksonville State	L, 1-2 (OT)
Oct. 24, 1997	at Georgia	L, 2-3 (OT)
Sept. 11, 1998	Arkansas	L, 0-1 (OT)
Oct. 4, 1998	at Southwest Missouri State	W, 2-1 (OT)
Oct. 13, 1998	Memphis	T, 1-1 (OT)
Oct. 25, 2000	OLE MISS	T, 0-0 (2OT)
Sept. 23, 2001	at South Alabama	L, 1-2 (2OT)
Oct. 12, 2001	AUBURN	W, 2-1 (2OT)
Oct. 21, 2001	KENTUCKY	W, 2-1 (OT)
Oct. 28, 2001	at South Carolina	W, 2-1 (OT)
Nov. 2, 2001	at Ole Miss	W, 2-1 (2OT)
Nov. 4, 2001	MEMPHIS	W, 4-3 (OT)
Sept. 15, 2002	at Memphis	L, 2-3 (OT)
Oct. 13, 2002	at Alabama	T, 1-1 (2OT)
Sept. 5, 2003	SOUTHWEST MISSOURI STATE	T, 0-0 (2OT)
Sept. 7, 2003	FLORIDA INTERNATIONAL	W, 1-0 (2OT)
Oct. 19, 2003	ALABAMA	T, 1-1 (2OT)
Oct. 31, 2003	at Ole Miss	T, 0-0 (2OT)
Sept. 5, 2004	vs. Wisconsin-Milwaukee	T, 2-2 (2OT)
Sept. 26, 2004	GEORGIA	W, 1-0 (OT)
Sept. 28, 2004	at Jacksonville State	T, 1-1 (2OT)
Oct. 1, 2004	ARKANSAS	L, 1-2 (OT)
Oct. 3, 2004	LSU	T, 0-0 (2OT)
Oct. 17, 2004	at South Carolina	W, 3-2 (OT)
Aug. 26, 2005	IOWA STATE	T, 0-0 (2OT)
Aug. 28, 2005	SAMFORD	T, 1-1 (2OT)
Sept. 11, 2005	vs. Sacramento State	T, 0-0 (2OT)
Oct. 28, 2005	at Ole Miss	T, 1-1 (2OT)

DATE	OPPONENT (MSU RANK)	RESULT
Aug. 25, 2006	at Sam Houston State	L, 0-1 (2OT)
Sept. 17, 2006	SMU	L, 1-2 (2OT)
Sept. 16, 2007	RICE	W, 2-1 (2OT)
Oct. 12, 2007	SOUTH CAROLINA	T, 0-0 (2OT)
Oct. 28, 2007	at Vanderbilt	L, 2-3 (2OT)
Aug. 29, 2008	Arkansas-Little Rock	L, 1-2 (OT)
Oct. 23, 2008	at Kentucky	L, 2-3 (OT)
Sept. 11, 2009	TROY	W, 1-0 (OT)
Oct. 2, 2009	#7 FLORIDA	T, 1-1 (2OT)
Oct. 4, 2009	#8 SOUTH CAROLINA	T, 1-1 (2OT)
Oct. 8, 2010	TENNESSEE	L, 0-1 (2OT)
Sept. 9, 2011	ARKANSAS-PINE BLUFF	L, 1-0 (OT)
Sept. 11, 2011	LIPSCOMB	W, 2-1 (OT)
Sept. 13, 2011	at Southern Miss	T, 0-0 (2OT)
Sept. 16, 2011	TROY	T, 1-1 (2OT)
Sept. 30, 2011	ALABAMA	T, 2-2 (2OT)
Oct. 7, 2011	at Georgia	L, 3-4 (2OT)
Sept. 9, 2012	SOUTHERN MISS	W, 1-0 (OT)
Sept. 14, 2012	at South Carolina	T, 0-0 (2OT)
Oct. 25, 2012	OLE MISS	W, 3-2 (2OT)
Sept. 29, 2013	at LSU	L, 2-3 (2OT)
Oct. 11, 2013	#12 FLORIDA	L, 0-1 (2OT)
Aug. 31, 2014	Southern Miss	W, 2-1 (2OT)
Sept. 6, 2015	SOUTHERN MISS	T, 0-0 (2OT)
Sept. 25, 2015	TENNESSEE	T, 0-0 (2OT)
Sept. 27, 2015	MISSOURI	T, 1-1 (2OT)
Sept. 2, 2016	at South Alabama	W, 2-1 (2OT)
Sept. 18, 2016	VANDERBILT	L, 1-2 (2OT)
Sept. 25, 2016	at Missouri	L, 1-2 (OT)
Sept. 10, 2017	SOUTH ALABAMA	T, 1-1 (2OT)
Sept. 24, 2017	at LSU	T, 2-2 (2OT)
Sept. 29, 2017	AUBURN	T, 0-0 (2OT)
Oct. 5, 2017	at #3 South Carolina	L, 2-3 (OT)
Oct. 15, 2017	at Alabama	L, 2-3 (OT)
Oct. 22, 2017	Ole Miss	T, 1-1 (2OT)
Sept. 20, 2018	#13 SOUTH CAROLINA	W, 2-1 (OT)
Sept. 28, 2018	FLORIDA	T, 0-0 (2OT)
Oct. 18, 2018	ARKANSAS (25)	T, 0-0 (2OT)
Nov. 9, 2018	LIPSCOMB	L, 0-1 (2OT)



XXX

THE LAST TIME IT HAPPENED
ALL GAMES
AN MSU PLAYER ...

Scored multiple goals	Carly Mauldin (2)	vs. Alabama, Oct. 7, 2018
Scored a hat trick	Shannen Jainudeen	at Arkansas State, Sept. 4, 2014
Scored 4+ goals	Kristina McCutchen (4)	vs. Chattanooga, Sept. 21, 1997
Had 3+ assists	Hailey Zerbel (3)	vs. Alabama, Oct. 7, 2018
Scored 5+ points	Elisabeth Sullivan (5)	vs. Vanderbilt, Oct. 20, 2013
Scored 7+ points	Elisabeth Sullivan (7)	vs. Jackson State, Sept. 15, 2013
Had 5+ saves	Rhylee DeCrane (8)	at #5 Texas A&M, Oct. 12, 2018
Had 10+ saves	Tanya de Souza (11)	at College of Charleston, Aug. 19, 2016
Had 15+ saves	Skylar Rosson (19)	at Georgia, Oct. 7, 2011
Attempted 5+ shots	Carly Mauldin (5)	vs. Lipscomb, Nov. 9, 2018
Attempted 10+ shots	MaKayla Waldner (12)	vs. Missouri, Sept. 21, 2017
Attempted 12+ shots	MaKayla Waldner (12)	vs. Missouri, Sept. 21, 2017
Had 5+ shots on goal	MaKayla Waldner (5)	vs. Missouri, Sept. 21, 2017

AN MSU TEAM ...

Defeated a Top 5 opponent	Never	--
Defeated a Top 10 opponent	3-2 vs. #8 Tennessee	Sept. 24, 2006
Defeated a Top 25 opponent	2-1 (OT) vs. #13 South Carolina	Sept. 20, 2018
Won in the first overtime	2-1 (OT) vs. #13 South Carolina	Sept. 20, 2018
Lost in the first overtime	2-3 (OT) at South Carolina	Oct. 5, 2017
Won in the second overtime	2-1 (2OT) at South Alabama	Sept. 2, 2016
Lost in the second overtime	0-1 (2OT) vs. Lipscomb	Nov. 9, 2018
Shutout an opponent	0-0 vs. #RV Arkansas	Oct. 18, 2018
Recorded consecutive shutouts	4-0 vs. Austin Peay	Sept. 2, 2018
	3-0 vs. Louisiana Tech	Sept. 9, 2018
Was shut out	0-1 (2OT) vs. Lipscomb	Nov. 9, 2018
Scored 3+ goals	5 vs. Alabama	Oct. 7, 2018
Scored 4+ goals	5 vs. Alabama	Oct. 7, 2018
Scored 5+ goals	5 vs. Alabama	Oct. 7, 2018
Recorded 20+ shots	28 vs. Lipscomb	Nov. 9, 2018
Recorded 25+ shots	28 vs. Lipscomb	Nov. 9, 2018
Recorded 30+ shots	36 vs. Mississippi Valley State	Sept. 7, 2012
Put 10+ shots on goal	11 vs. #RV Arkansas	Oct. 18, 2018
Put 15+ shots on goal	20 vs. Mississippi Valley State	Sept. 7, 2012
Put 20+ shots on goal	20 vs. Mississippi Valley State	Sept. 7, 2012
Attempted 10+ corner kicks	13 vs. Lipscomb	Nov. 9, 2018
Allowed zero shots on goal	vs. Central Arkansas	Aug. 30, 2018
Allowed 5 or fewer shots	5 vs. Louisiana Tech	Sept. 9, 2018
Allowed 10 or fewer shots	9 vs. Lipscomb	Nov. 9, 2018
Allowed 5 or fewer corner kicks	1 vs. Lipscomb	Nov. 9, 2018

AN OPPOSING TEAM ...

Scored 4+ goals	5 vs. #25 Arkansas	Sept. 9, 2016
Scored 5+ goals	5 vs. #25 Arkansas	Sept. 9, 2016
Recorded 20+ shots	20 vs. #RV Arkansas	Oct. 18, 2018
Recorded 25+ shots	26 at #5 Texas A&M	Oct. 12, 2018
Recorded 30+ shots	30 at Alabama	Oct. 25, 2015
Put 10+ shots on goal	10 at #5 Texas A&M	Oct. 12, 2018
Put 15+ shots on goal	15 vs. Tennessee	Sept. 23, 2012
Put 20+ shots on goal	24 at Georgia	Oct. 7, 2011

AN OPPOSING PLAYER ...

Scored 5+ points	Treva Aycok (5)	at #9 Auburn, Sept. 14, 2018
Scored 7+ points	Cheyne Williams (7)	at Vanderbilt, Oct. 20, 2013
Scored multiple goals	Treva Aycok (2)	at #9 Auburn, Sept. 14, 2018
Scored a hat trick	Cheyne Williams	at Vanderbilt, Oct. 20, 2013
Had 3+ assists	Ashleigh Ellenwood (3)	vs. Arkansas, Oct. 26, 2014
Had 5+ saves	Kate Mason (7)	vs. Lipscomb, Nov. 9, 2018
Had 10+ saves	Taylor Beitz (11)	vs. #RV Arkansas, Oct. 18, 2018
Had 15+ saves	Megan Masch (16)	vs. East Tennessee State, Sept. 13, 2009
Attempted 5+ shots	Tori Cannata (5)	vs. #RV Arkansas, Oct. 18, 2018
Attempted 10+ shots	Savannah Jordan (10)	at #20 Florida, Oct. 23, 2016
Attempted 12+ shots	Alexa Newfield (17)	at Georgia, Oct. 7, 2001
Had 5+ shots on goal	Channing Foster (5)	vs. Ole Miss, Oct. 22, 2017

SEC GAMES
AN MSU PLAYER ...

Scored multiple goals	Carly Mauldin (2)	vs. Alabama, Oct. 7, 2018
Scored a hat trick	Never	--
Scored 4+ goals	Never	--
Had 3+ assists	Hailey Zerbel (3)	vs. Alabama, Oct. 7, 2018
Scored 5+ points	Elisabeth Sullivan (5)	vs. Vanderbilt, Oct. 20, 2013
Scored 7+ points	Never	--
Had 5+ saves	Rhylee DeCrane (8)	at #5 Texas A&M, Oct. 12, 2018
Had 10+ saves	Tanya De Souza (10)	at Vanderbilt, Sept. 11, 2015
Had 15+ saves	Skylar Rosson (19)	at Georgia, Oct. 7, 2011
Attempted 5+ shots	Courtney Robicheaux (8)	vs. LSU, Oct. 25, 2018
Attempted 10+ shots	MaKayla Waldner (12)	vs. Missouri, Sept. 21, 2017
Attempted 12+ shots	MaKayla Waldner (12)	vs. Missouri, Sept. 21, 2017
Had 5+ shots on goal	MaKayla Waldner (5)	vs. Missouri, Sept. 21, 2017

AN MSU TEAM ...

Defeated a Top 5 opponent	Never	--
Defeated a Top 10 opponent	3-2 vs. #8 Tennessee	Sept. 24, 2006
Defeated a Top 25 opponent	2-1 (OT) vs. #13 South Carolina	Sept. 20, 2018
Won in the first overtime	2-1 (OT) vs. #13 South Carolina	Sept. 20, 2018
Lost in the first overtime	2-3 (OT) at South Carolina	Oct. 5, 2017
Won in the second overtime	3-2 (2OT) vs. Ole Miss	Oct. 25, 2012
Lost in the second overtime	2-3 (2OT) at Alabama	Oct. 15, 2017
Shutout an opponent	0-0 vs. #RV Arkansas	Oct. 18, 2018
Recorded consecutive shutouts	1-0 vs. Ole Miss	Oct. 29, 2004
	1-0 at Kentucky	Oct. 24, 2009
Was shut out	0-2 at Ole Miss	Oct. 21, 2018
Scored 3+ goals	5 vs. Alabama	Oct. 7, 2018
Scored 4+ goals	5 vs. Alabama	Oct. 7, 2018
Scored 5+ goals	5 vs. Alabama	Oct. 7, 2018
Recorded 20+ shots	22 at #5 Texas A&M	Oct. 12, 2018
Recorded 25+ shots	27 vs. LSU	Oct. 25, 2018
Recorded 30+ shots	Never	--
Put 10+ shots on goal	11 vs. #RV Arkansas	Oct. 18, 2018
Put 15+ shots on goal	Never*	--
Put 20+ shots on goal	Never*	--
Attempted 10+ corner kicks	10 at LSU	Sept. 24, 2017
Allowed zero shots on goal	Never*	--
Allowed 5 or fewer shots	3 at Kentucky	Oct. 8, 2017
Allowed 10 or fewer shots	8 vs. LSU	Oct. 25, 2018
Allowed 5 or fewer corner kicks	2 at Ole Miss	Oct. 21, 2018

AN OPPOSING TEAM ...

Scored 4+ goals	5 vs. #25 Arkansas	Sept. 9, 2016
Scored 5+ goals	5 vs. #25 Arkansas	Sept. 9, 2016
Recorded 20+ shots	20 vs. #RV Arkansas	Oct. 18, 2018
Recorded 25+ shots	26 at #5 Texas A&M	Oct. 12, 2018
Recorded 30+ shots	30 at Alabama	Oct. 25, 2015
Put 10+ shots on goal	10 at #5 Texas A&M	Oct. 12, 2018
Put 15+ shots on goal	15 vs. Tennessee	Sept. 23, 2012
Put 20+ shots on goal	24 at Georgia	Oct. 7, 2011

AN OPPOSING PLAYER ...

Scored 5+ points	Treva Aycok (5)	at #9 Auburn, Sept. 14, 2018
Scored 7+ points	Cheyne Williams (7)	at Vanderbilt, Oct. 20, 2013
Scored multiple goals	Treva Aycok (2)	at #9 Auburn, Sept. 14, 2018
Scored a hat trick	Cheyne Williams	at Vanderbilt, Oct. 20, 2013
Had 3+ assists	Ashleigh Ellenwood (3)	vs. Arkansas, Oct. 26, 2014
Had 5+ saves	Caroline Brockmeir (7)	vs. LSU, Oct. 25, 2018
Had 10+ saves	Taylor Beitz (11)	vs. #RV Arkansas, Oct. 18, 2018
Had 15+ saves	Never*	--
Attempted 5+ shots	Tori Cannata (5)	vs. #RV Arkansas, Oct. 18, 2018
Attempted 10+ shots	Savannah Jordan (10)	at #20 Florida, Oct. 23, 2016
Attempted 12+ shots	Alexa Newfield (17)	at Georgia, Oct. 7, 2001
Had 5+ shots on goal	Channing Foster (5)	vs. Ole Miss, Oct. 22, 2017

*Records prior to 2003 not available

AWARDS AND HONORS

NATIONAL TEAM PARTICIPATION

NAME	NATION	LEVEL	YEARS AT MSU
Elke D'Hollander	Belgium	Senior	2000-03
Catalina Perez	Colombia	Senior	2017
Mallory Eubanks	United States	U-23	2014-17
		U-20	
		U-19	
Shannen Jainudeen	Canada	U-17	2011-14

FIFA WOMEN'S WORLD CUP PARTICIPATION

NAME	NATION	YEAR	YEARS AT MSU
Catalina Perez	Colombia	2015	2017

OLYMPIC PARTICIPATION

NAME	NATION	YEAR	YEARS AT MSU
Catalina Perez	Colombia	2016	2017

NATIONAL HONORS

United Soccer Coaches / NCSAA All-America

2017	Catalina Perez	Third Team
------	----------------	------------

Soccer America Freshman All-America

2003	Luisa Marzotto	
------	----------------	--

Soccer Buzz Freshman All-America

2001	Amy Van Zandt	Third Team
	Jessi Moore	Honorable Mention
2003	Luisa Marzotto	Third Team

REGIONAL HONORS

United Soccer Coaches / NCSAA All-Region

1995	Meredith Riekert	Third Team
2001	Jessi Moore	Third Team
	Amy Van Zandt	Third Team
2003	Luisa Marzotto	Second Team
2017	Catalina Perez	First Team
	Mallory Eubanks	Second Team
	MaKayla Waldner	Third Team
2018	Carly Mauldin	Third Team

Soccer Buzz All-Region

2001	Amy Van Zandt	Second Team
	Jessi Moore	Third Team

Soccer Buzz Freshman All-Region

2003	Luisa Marzotto	Freshman Team
------	----------------	---------------

SEC HONORS

Coaches All-SEC

1995	Meredith Riekert	Second Team
1997	Meredith Riekert	Second Team
2000	Kirstin Olson	Second Team
2001	Jessi Moore	First Team
	Amy Van Zandt	Second Team
2002	Morgan McDonald	Honorable Mention
2003	Luisa Marzotto	First Team, Freshman Team
2005	Bethany Frazier	Freshman
2012	Elisabeth Sullivan	Second Team
2013	Elisabeth Sullivan	Second Team
2014	Mallory Eubanks	Freshman Team
2016	Mallory Eubanks	Second Team
2017	Catalina Perez	First Team
	Mallory Eubanks	Second Team
	MaKayla Waldner	Second Team
2018	Carly Mauldin	Second Team
	Zakirah McGillivray	Freshman Team

SEC Scholar-Athlete of the Year

2017	Mallory Eubanks
------	-----------------

SEC Freshman of the Year

2003	Luisa Marzotto
------	----------------

College Sports Madness All-SEC

2012	Elisabeth Sullivan	First Team
2013	Elisabeth Sullivan	Second Team

WEEKLY HONORS

SEC Player of the Week

1995	Jennifer Croisant	--	Oct. 10
2001	Amy Van Zandt	--	Nov. 6
2003	Luisa Marzotto	Defensive	Sept. 14
2004	Emily Meyers	Defensive	Oct. 31
2005	Emily Meyers	Defensive	Aug. 28
	Marlyce Stein	Freshman	Sept. 18
2006	Treena Ferguson	Offensive	Sept. 25
2009	Monica Alvarado	Freshman	Sept. 8
	Kat Walsh	Offensive	Sept. 21
2010	Leanna Baldner	Defensive	Sept. 6
	Elisabeth Sullivan	Freshman	Nov. 1
2011	Skylar Rosson	Defensive	Oct. 17
2012	Honeye Heydari	Freshman	Sept. 4
	Elisabeth Sullivan	Offensive	Oct. 26
2015	Lauryn Bruffett	Offensive	Oct. 12
	Mallory Eubanks	Offensive	Sept. 21
2016	Tanya de Souza	Defensive	Sept. 6
2017	Brooke McKee	Offensive	Oct. 23
	Catalina Perez	Defensive	Oct. 23
2018	Zakirah McGillivray	Freshman	Aug. 27
	Zakirah McGillivray	Freshman	Sept. 24

CollegeSoccer360 Primetime Performer

2009	Leanna Baldner	Oct. 7
2015	Lauryn Bruffett	Oct. 13

College Sports Madness Player of the Week

2012	Elisabeth Sullivan (SEC)	Oct. 28
------	--------------------------	---------

SoccerTimes Player of the Week

2006	Treena Ferguson	Sept. 26
------	-----------------	----------

Soccer America Team of the Week

2001	Jessi Moore	Nov. 5
2003	Luisa Marzotto	Sept. 19
	Luisa Marzotto	Nov. 5
2006	Treena Ferguson	Sept. 26

Soccer Buzz Elite Team of the Week

2001	Amy Van Zandt	Nov. 6
2003	Luisa Marzotto	Nov. 6
2006	Treena Ferguson	Sept. 26

TopDrawerSoccer Team of the Week

2009	Kat Walsh	Sept. 21
2017	Brooke McKee	Oct. 23

ALL-TOURNAMENT TEAMS

YEAR	NAME	TOURNAMENT
1995	Carrie Arne	Lady Jaguar Inv.
	Jennifer Croisant	Lady Jaguar Inv.
	Meredith Riekert	MVP, Lady Jaguar Inv.
	Cazzie Taravella	Lady Jaguar Inv.
2000	Elke D'Hollander	'Bama Classic
	Beth Dreher	'Bama Classic
	Jessica Wells	Soccer Etc. Classic
	Michelle Provenzano	Umbro Challenge
	Elke D'Hollander	Umbro Challenge
2001	April Berry	UAB Nike Classic
	Karen Sandrik	UAB Nike Classic
2004	April Berry	KUSports.com Inv.
	Betty Ann Casey	KUSports.com Inv.
2007	Treena Ferguson	Samford Barber's Inv.
	Bethany Frazier	Samford Barber's Inv.
	Katelyn Graben	Samford Barber's Inv.
	Treena Ferguson	MTSU Tournament
	Katelyn Graben	MTSU Tournament
2009	Monica Alvarado	Ole Miss Inv.
	Jasmine Simmons	Ole Miss Inv.
	Rachel Wannek	Ole Miss Inv.
2010	Leanna Baldner	Trojan Classic
	Morganne Grimes	Trojan Classic
2011	Morganne Grimes	UC Riverside Inv.
	Shannen Jainudeen	UC Riverside Inv.
	Morganne Grimes	Bulldog Classic
	Tarah Henderson	Bulldog Classic
	Madison McKee	Bulldog Classic
	Jasmine Simmons	Bulldog Classic
	Elisabeth Sullivan	MVP, Bulldog Classic
2012	Honeye Heydari	Bulldog Classic
	Morganne Grimes	Bulldog Classic
	Elisabeth Sullivan	MVP, Bulldog Classic
2013	Elisabeth Sullivan	Bulldog Classic
	Annebel ten Broeke	Bulldog Classic
	Addie Tomlin	Bulldog Classic
	Elisabeth Sullivan	Embassy Suites Classic
	Annebel ten Broeke	Embassy Suites Classic
	CJ Winship	Embassy Suites Classic



CATALINA PEREZ

AWARDS AND HONORS

ACADEMIC AWARDS

GTE Academic All-District

1999	Annemarie Pimentel	Second Team
------	--------------------	-------------

Verizon Academic All-District

1999	Annemarie Pimentel	Second Team
2003	Elke D'Hollander	Third Team

ESPN Magazine Academic All-District

2008	Mary Kate Ayers	Third Team
------	-----------------	------------

SEC Boyd H. McWhorter Postgraduate Scholarship Nominees

2000	Annemarie Pimentel
2001	Stephanie Lyon
2016	Shelby Jordan
2018	Mallory Eubanks

NSCAA Scholar All-Region Team

2010	Leanna Baldner
	Danielle Kite

United Soccer Coaches / NCSAA Team Academic Award

1998	Mississippi State
1999	Mississippi State
2000	Mississippi State
2002	Mississippi State
2003	Mississippi State
2012	Mississippi State
2015	Mississippi State

SEC Academic Honor Roll

1996	Carrie Arne, Alison Earley, Meredith Riekert
1997	Carrie Arne, Megan Bay, Alison Earley, Amy Mann, Casey Newman, Meredith Riekert, Sarah Roberts, Amanda Schmidt, Shannon Walsh
1998	Megan Bay, Sam Corker, Beth Dreher, Leann Goodman, Amy Mann, Casey Newman, Annemarie Pimentel, Sarah Roberts
1999	Megan Bay, Sam Corker, Beth Dreher, Lauren Hall, Amy Mann, Casey Newman, Annemarie Pimentel, Sarah Roberts
2000	Sam Corker, Beth Dreher, Lynda Henry, Jessica Kauffman, Stephanie Lyon, Kirstin Olson, Annemarie Pimentel, Charleston Platt, Jessica Wells, Brandi White
2001	Jessica Kauffman, Stephanie Lyon, Annemarie Pimentel, Charleston Platt, Stacey Smith, Jessica Wells, Brandi White
2002	Kristen Benefield, Crystal Christensen, Elke D'Hollander, Becca Edwards, Lynda Henry, Courtney Hubert, Jessica Kauffman, Stephanie Lyon, Amber Meesey, Leslie Nickles, Amber Rose, Sam Schwenke, Kristen Selman
2003	Kristen Benefield, April Berry, Elke D'Hollander, Becca Edwards, Morgan McDonald, Amber Meesey, Sara Moore, Allison Mullen, Susan O'Brien, Meghan Odom, Heidi Ondra, Kristin Peterson, Amber Rose, Sharmaine Samuels
2004	April Berry, Stephanie Dallas, Jessica Davis, Elke D'Hollander, Morgan McDonald, Meghan Odom, Heidi Ondra, Kristin Peterson, Kevyn Shelledy, Jennifer Turpin

2005	Mary Kate Ayers, Courtney Benefield, Stephanie Dallas, Ashlee Drake, Mariclaire Fancher, Trenea Ferguson, Anna Goblirsch, Meredith Jacobson, Emily Meyers, Sara Moore, Meghan Odom, Heidi Ondra, Brandi Parker, Kevyn Shelledy, Mallory Staub, Marlyce Stein, Jennifer Turpin
2006	Mary Kate Ayers, Courtney Benefield, Stephanie Dallas, Jessica Davis, Ashlee Drake, Mariclaire Fancher, Trenea Ferguson, Anna Goblirsch, Meredith Jacobson, Sara Moore, Heidi Ondra, Brandi Parker, Kevyn Shelledy, Marlyce Stein, Jennifer Turpin
2007	Mary Kate Ayers, Leanna Baldner, Stephanie Dallas, Jessica Davis, Ashlee Drake, Trenea Ferguson, Hadley Gable, Anna Goblirsch, Katelyn Graben, Andrea Harrison, Ashley Hood, Lauren Host, Meredith Jacobson, Kevyn Shelledy
2008	Mary Kate Ayers, Leanna Baldner, Heather Buttrey, Bethany Frazier, Hadley Gable, Anna Goblirsch, Katie Goodman, Katelyn Graben, Andrea Harrison, Tarah Henderson, Taryn Holland, Lauren Host, Meredith Jacobson, Kelsey Kitchings, Danielle Kite, Sarah Lowdon, Lauren Morgan, Allison Ouren, Kim Pettit, Serena Prendergast, Taylor Turnipseed, Hannah Tyler, Kat Walsh
2009	Monica Alvarado, Leanna Baldner, Hadley Gable, Katie Goodman, Andrea Harrison, Tarah Henderson, Taryn Holland, Katy Hoover, Kelsey Kitchings, Danielle Kite, Alex Kytan, Madison McKee, Lauren Morgan, Allison Ouren, Kim Pettit, Serena Prendergast, Mary Clare Scurria, Jasmine Simmons, Zehra Syed, Taylor Turnipseed, Hannah Tyler, Julie Waddle, Kat Walsh
2010	Monica Alvarado, Leanna Baldner, Hadley Gable, Katie Goodman, Morganne Grimes, Tarah Henderson, Katy Hoover, Danielle Kite, Lauren Morgan, Allison Ouren, Kim Pettit, Serena Prendergast, Mary Clare Scurria, Elisabeth Sullivan, Zehra Syed, Taylor Turnipseed, Julie Waddle, Kat Walsh
2011	Katie Goodman, Morganne Grimes, Tarah Henderson, Katy Hoover, Madison McKee, Lauren Morgan, Kim Pettit, Serena Prendergast, Jasmine Simmons, Elisabeth Sullivan, Zehra Syed, Taylor Turnipseed, Julie Waddle
2012	Dana Forbes, Morganne Grimes, Honeye Heydari, Amy Hoover, Katy Hoover, Gracie Irby, Shannen Jainudeen, Shelby Jordan, Madison McKee, Lauren Morgan, Shannon Palmer, Elisabeth Sullivan, Zehra Syed, Mary Kathryn Taylor, Sasha Vrary, CJ Winship
2013	Emily Breland, Jamila Coner, Darbi Filliben, Dana Forbes, Morganne Grimes, Tiffany Huddleston, Shannen Jainudeen, Shelby Jordan, Shannon Palmer, Elisabeth Sullivan, Mary Kathryn Taylor, Addie Tomlin, Sasha Vrary, CJ Winship
2014	McKenzie Adams, Jamila Coner, Jordan Cossey, Rhylee DeCrane, Tanya de Souza, Kelly Dorney, Mallory Eubanks, Payton Gruenewald, Alex Hammett, Kayleigh Henry, Tiffany Huddleston, Shannen Jainudeen, Shelby Jordan, Morgan Mills, Kelsey Pearce, Abby Phillips, Kirby Retherford, Peyton Shaffer, Hannah Smith, Mary Kathryn Taylor, Katelyn Watson, Ashley Wilson
2015	McKenzie Adams, Elva Astthorsdottir, Lauryn Bruffett, Jamila Coner, Rhylee DeCrane, Tanya de Souza, Kelly Dorney, Mallory Eubanks, Payton Gruenewald, Kayleigh Henry, Jennifer Huckaby, Shelby Jordan, Kiley Martens, Morgan Mills, Courtney Robicheaux, Peyton Shaffer, Hannah Smith, Katelyn Watson

2016	McKenzie Adams, Elva Astthorsdottir, Rhylee DeCrane, Taylor de Graaf, Tanya de Souza, Ciara Donnelly, Kelly Dorney, Valentina Duque, Alexa England, Carly English, Mallory Eubanks, Kaleigh Fowler, Payton Gruenewald, Kayleigh Henry, Jen Huckaby, Sarah Hulet, Emily Malone, Kiley Martens, Carly Mauldin, Courtney Robicheaux, Hannah Smith, MaKayla Waldner, Katelyn Watson
2017	McKenzie Adams, Bri Aldridge, Sam Blanchard, Rhylee DeCrane, Kelly Dorney, Mallory Eubanks, Payton Gruenewald, Kayleigh Henry, Jen Huckaby, Emily Malone, Kiley Martens, Carly Mauldin, Brooke McKee, Danie Meuret, Courtney Robicheaux, Hannah Smith, MaKayla Waldner, AK Ward, Katelyn Watson
2018	Samantha Blanchard, Miranda Carrasco, Andrea Compper, Rhylee DeCrane, Hailey Farrington-Bentil, Liz Fogarty, Tianna Harris, Megan Henry, Olivia Hernandez, Jen Huckaby, Kristen Malebranche, Carly Mauldin, Zakirah McGillivray, Brooke McKee, Hayden Oswalt, Courtney Robicheaux, Claire Ross, Zoe Smith, MaKayla Waldner, AK Ward, Peyton York

NSCAA/UNITED SOCCER COACHES ETHICS AND SPORTSMANSHIP AWARD

2003	Mississippi State	Bronze
------	-------------------	--------

SEC COMMUNITY SERVICE TEAM

2003	Sam Schwenke (At-Large)
2005	Emily Meyers
2007	Stephanie Dallas
2008	Anna Goblirsch
2009	Leanna Baldner
2010	Leanna Baldner
2011	Kim Pettit
2012	CJ Winship
2013	CJ Winship
2014	Shelby Jordan
2015	Mallory Eubanks
2016	Rhylee DeCrane
2017	Rhylee DeCrane
2018	Rhylee DeCrane

ALL-TIME LETTERWINNERS

PLAYER	POS.	HOMETOWN	YEARS	GP/GS	G	A	PTS	PLAYER	POS.	HOMETOWN	YEARS	GP/GS	G	A	PTS
McKenzie Adams	F	Madison, Miss.	2014-17	47/17	1	4	6	Anna Goblirsch	M	Elizabethtown, Ky.	2005-08	57/19	0	3	3
Monica Alvarado	M	Southlake, Texas	2009-10	34/34	2	3	7	Katie Goodman	D	San Antonio, Texas	2010	8/4	0	0	0
Heather Ammann	M	Carrollton, Texas	2002-05	75/62	5	3	13	Leean Goodman	D	San Antonio, Texas	1996-99	66/57	6	7	19
Carrie Arne	D	Richardson, Texas	1995-97	43/29	11	6	28	Gretchen Gourley	F	Covington, Ga.	1998	17/15	2	2	6
Elva Astthorsdottir	M	Reykjavik, Iceland	2015-16	16/5	0	1	1	Katelyn Graben	F/M	Gulfport, Miss.	2006-08	45/24	7	6	20
Mary Kate Ayers	D	Dallas, Texas	2005-08	58/21	1	3	5	Jennifer Grant	D	Plano, Texas	2009-12	18/2	0	0	0
Ashleigh Badley	D	Laurel, Miss.	2014	17/11	0	0	0	Morganne Grimes	D	Fayetteville, Ga.	2010-13	74/74	1	9	11
Leanna Baldner	D/M	Meridian, Miss.	2007-10	74/70	4	5	13	Payton Gruenewald	F	Southlake, Texas	2014-17	54/22	3	0	6
Megan Bay	F/M	Kissimmee, Fla.	1996-99	24/2	0	2	2	Lauren Hall	F/D	Vicksburg, Miss.	1997-00	74/55	4	7	15
Amy Beckwith	F/M	N. Carrollton, Miss.	2004	11/0	0	0	0	Johanna Hamblett	M/D	Christchurch, New Zealand	2016	18/18	2	1	5
Chelsi Bender	F/D	Freehold, N.J.	2013	13/4	1	1	3	Alex Hammett	D	Hattiesburg, Miss.	2014	13/4	0	0	0
Courtney Benefield	D	Southaven, Miss.	2005-06	11/0	0	0	0	Katie Lynn Harden	M	Madison, Miss.	2006	18/18	0	1	1
Kristen Benefield	D	Southaven, Miss.	2000-03	63/37	0	0	0	Khalyn Harmon	D	Ocean Springs, Miss.	2014-17	56/52	1	4	6
April Berry	M	Arlington, Texas	2001-04	80/73	6	11	23	Tianna Harris	D	Whitby, Ont.	2018	2/0	0	0	0
Christine Blakeney	M	Plano, Texas	1996	18/12	2	2	6	Andrea Harrison	M	Vicksburg, Miss.	2006-09	60/18	0	1	1
Sam Blanchard	D	Las Vegas, Nev.	2017-18	28/9	0	2	2	Alicia Heibert	D	Baton Rouge, La.	1995-98	72/62	2	0	4
Savannah Boswell	D	Niceville, Fla.	2013	8/2	0	1	1	Halee Heltsley	F	Shepherdsville, Ky.	2012-13	26/5	2	2	6
Brandi Brewer	D	Chattanooga, Tenn.	1995	13/5	0	1	1	Tarah Henderson	F	Martinez, Ga.	2008-11	75/50	7	2	16
Lauryn Bruffett	F	Rockwall, Texas	2015	18/15	3	1	7	Kayleigh Henry	D	Hattiesburg, Miss.	2014-17	47/26	0	4	4
AnnHilton Buckner	D	Flowood, Miss.	2014	2/0	0	0	0	Lynda Henry	D/M	Knoxville, Tenn.	1999-02	44/17	0	1	1
Becky Buffington	M	Birmingham, Ala.	1996-97	39/7	2	8	12	Megan Henry	F	Arrington, Tenn.	2018	12/0	0	0	0
Heather Buttrey	D	Charlotte, N.C.	2006-08	56/25	3	1	7	Olivia Hernandez	F	Phoenix, Ariz.	2017-prs.	19/16	0	1	1
Kennadi Carbin	F	Louisville, Ky.	2015-16	33/20	6	2	14	Honeyey Heydari	F/M	Jackson, Tenn.	2012	20/13	6	5	17
Miranda Carrasco	D	Cypress, Texas	2018-prs.	18/18	0	7	7	Ariana Holmes	D	Alto Loma, Calif.	2015-16	34/34	1	4	6
Hannah Carroll	M	Collierville, Tenn.	2014	2/0	1	0	2	Ashley Hood	M/D	Huntsville, Ala.	2006-10	59/43	2	5	9
Laura Leigh Carter	M	Brandon, Miss.	1995	17/12	1	3	5	Amy Hoover	F/M	Brookhaven, Miss.	2011-12	39/26	6	2	14
Betty Ann Casey	F	Coral Springs, Fla.	2002-05	75/34	20	11	51	Katy Hoover	F	Brookhaven, Miss.	2009-12	45/2	0	1	1
Crystal Christensen	M	Woodinville, Wash.	2001	16/3	2	1	5	Lauren Host	M/D	Madison, Miss.	2007-08	25/5	1	2	4
Gabriella Coleman	F	Keller, Texas	2017-18	32/9	3	5	11	Jen Huckaby	M	Frisco, Texas	2015-17	23/8	1	0	2
Andrea Compper	M	Paris, France	2018	0/0	0	0	0	Tiffany Huddleston	M/F	Starkville, Miss.	2013-14	31/9	1	2	4
Jamila Coner	M	Dallas, Texas	2013-16	60/31	1	1	3	Sarah Hulett	M	Macon, Ga.	2015-16	1/0	0	0	0
Sam Corker	D/F	Southside, Ala.	1997-00	68/30	2	3	7	Gracie Irby	D	Germantown, Tenn.	2012	18/17	0	1	1
Jo Cossey	M	Merrimack, N.H.	2014	6/1	0	0	0	Meredith Jacobson	D	Tomball, Texas	2005-08	74/71	3	2	8
Katie Cummings	F/M	Randolph, N.J.	1995	14/2	0	0	0	Shannen Jainudeen	D	Scarborough, Ont.	2011-14	67/66	9	5	23
Aubrey Currington	M	Gulf Breeze, Fla.	2010-11	24/3	0	0	0	Niah Johnson	M	Rowlett, Texas	2018-prs.	18/8	4	1	9
Elke D'Hollander	M	Ghent, Belgium	2000-03	46/43	3	7	13	Shelby Jordan	D	Jackson, Tenn.	2012-15	73/63	2	4	8
Jessica Davis	D/M	Carrollton, Texas	2004-07	75/52	5	0	10	Anna Junnila	F	Turku, Finland	1998	16/6	2	0	4
Angie DeLage	M/D	Baton Rouge, La.	1995-97	32/17	3	15	21	Monigo Karnley	F/M	Boothwin, Pa.	2018-prs.	16/0	0	4	4
McKenna de Graaf	D	Martinez, Ga.	2016	12/4	1	0	2	Jessica Kauffman	F	Atlanta, Ga.	1999-02	77/49	10	10	30
Krissa Dobbins	D	Ocean Springs, Miss.	1998	11/1	1	0	2	Kassie Kees	M	Franklin, Tenn.	1995	16/15	0	1	1
Ciara Donnelly	F/M	Rowlett, Texas	2016	1/0	0	0	0	Kelsey Kitchings	D	Hoover, Ala.	2008	7/0	0	0	0
Grace Doran	M	Dearborn, Mich.	2017	4/2	0	0	0	Danielle Kite	D/F	Hornchurch, England	2007-10	72/63	4	3	11
Kelly Dorney	M	Huntsville, Ala.	2014-17	48/25	2	0	4	Alex Kytan	F	Puyallup, Wash.	2009	3/0	0	0	0
Julie Downs	M	Knoxville, Tenn.	1997-98	38/28	1	4	6	Niki Ladnier	M/D	Chattanooga, Tenn.	1995	16/13	2	1	5
Ashlee Drake	M	Ankeny, Iowa	2005-07	28/9	0	0	0	Melanie Langley	M	Auburn, Wash.	1999	20/12	1	1	3
Olivia Drapes	D	Round Rock, Texas	2011	15/10	0	0	0	Megan Long	D	Round Rock, Texas	1995-98	50/7	2	3	7
Beth Dreher	M/D	Jackson, Miss.	1997-00	69/40	2	4	8	Sarah Lowdon	M	Whickham, England	2008	1/0	0	0	0
Alison Earley	D	Germantown, Tenn.	1995-98	73/73	0	1	1	Kristen Malebranche	D	Hillsborough, N.J.	2017-prs.	29/27	0	0	0
Gracie East	F	Mobile, Ala.	2017	15/2	2	0	4	Emily Malone	D	Greenville, S.C.	2016-17	24/7	0	0	0
Becca Edwards	M/D	Knoxville, Tenn.	2000-03	30/2	1	0	2	Caitlin Maloney	M	Campbell Hall, N.Y.	2012	16/5	0	1	1
Emily Eiselstein	F	Chattanooga, Tenn.	1995-98	53/12	7	2	16	Amy Mann	D	Plano, Texas	1996-98	55/53	2	5	9
Alexa England	D	Midlothian, Texas	2016	13/0	0	1	1	Kiley Martins	M	Midlothian, Texas	2015-17	48/27	4	2	10
Carly English	D/M	Red Oak, Texas	2015-16	6/0	0	1	1	Carly Mauldin	M	Laurel, Miss.	2015-18	72/72	5	4	14
Mallory Eubanks	F	Lexington, Ky.	2014-17	70/70	8	17	33	Ann McBride	D	Chattanooga, Tenn.	1995-96	36/19	2	7	11
Mariclaire Fancher	D	Greenwood, Miss.	2005-08	69/40	1	3	5	Kristina McCutchen	F	Kilgore, Texas	1996-97	36/7	15	7	37
Hailey Farrington-Bentil	F	Milwaukee, Wisc.	2018-prs.	18/3	0	1	1	Morgan McDonald	D	Benson, N.C.	2001-04	82/81	0	1	1
Treena Ferguson	F/M	Sarnia, Ont.	2004-07	58/32	15	3	33	Zakirah McGillivray	F	Brooklyn, N.Y.	2018-prs.	18/15	8	1	17
Morgan Ferrara	F	Tampa, Fla.	2014	12/3	2	0	4	Brooke McKee	F	Huntsville, Ala.	2017-18	35/32	12	8	32
Darbi Filliben	D	Oviedo, Fla.	2013-14	34/29	0	1	1	Madison McKee	M	Clinton, Miss.	2009-12	75/63	5	7	17
Liz Fogarty	M	Orange Park, Fla.	2018	5/0	0	0	0	Jocelyn McNeely	M	Albuquerque, N.M.	2000	20/17	1	3	5
Dana Forbes	M	Whitby, Ont.	2011-13	53/46	1	7	9	Katie McVie	F	Seattle, Wash.	1999	20/19	3	2	8
Kaleigh Fowler	D	Albany, N.Y.	2015-16	0/0	0	0	0	Amber Meesey	D	Arlington, Texas	2000-03	73/49	5	5	15
Bethany Frazier	D	Madison, Miss.	2005-08	76/75	5	11	21	Danie Meuret	F	Downey, Calif.	2017	17/0	0	0	0
Hadley Gable	F/M	Plano, Texas	2007-08	22/6	1	0	2	Morgan Mills	F	Tyler, Texas	2015	17/10	1	1	3
Shola Gaji	F	Mesquite, Texas	2002-03	23/4	0	0	0	Jessi Moore	F	Grapevine, Texas	2001-02	41/39	19	24	62
Laura Galceran	M	Barcelona, Spain	2018	15/2	0	0	0	Sara Moore	D	Arlington, Texas	2003-06	78/69	5	6	16
Caitlin Gallagher	M/D	Fort Worth, Texas	2005-07	23/1	0	1	1	Lauren Morgan	M	Keller, Texas	2008-12	70/48	1	5	7
Becky Garland	F	Canton, Ga.	1997-98	26/2	1	1	3	Allison Mullen	M	Greenville, Miss.	2003-04	39/12	2	2	6

ALL-TIME LETTERWINNERS

PLAYER	POS.	HOMETOWN	YEARS	GP/GS	G	A	PTS
Casey Newman	D	Bruce, Miss.	1996-99	64/52	2	3	7
Leslie Nickles	F/D	Bixby, Okla.	2000-03	66/14	3	9	15
Megan Nugent	M	Carrollton, Texas	2003	17/0	1	0	2
Susan O'Brien	D	Fayetteville, Ga.	2003	15/7	0	1	1
Meghan Odom	M/D	Flowood, Miss.	2002-05	62/23	0	4	4
Heidi Ondra	M	Cordova, Tenn.	2003-06	71/21	10	2	22
Jessica Orlando	F/M	Collingswood, N.J.	1996	5/0	0	0	0
Hayden Oswalt	M/F	Clinton, Miss.	2017-prs.	16/1	0	0	0
Allison Ouren	D	Yukon, Okla.	2008-09	13/9	0	1	1
Shannon Palmer	F/M	Poughquag, N.Y.	2012-13	26/2	0	1	1
Brandi Parker	F	Vicksburg, Miss.	2004-06	34/18	1	4	6
Mary Fisher Patterson	D	Itta Bena, Miss.	2000-01	23/15	0	3	3
Kelsey Pearce	M	Germantown, Tenn.	2014	7/0	0	1	1
Kristin Peterson	M	Arlington, Texas	2001-04	81/59	9	5	23
Kim Pettit	M/F	Madison, Miss.	2008-11	53/9	5	1	11
Abby Phillips	M	Tupelo, Miss.	2013	9/1	0	0	0
Annemarie Pimentel	M	Knoxville, Tenn.	1997-00	78/67	4	10	18
Charleston Platt	M	Norcross, Ga.	1997-00	31/16	8	6	22
Serena Prendergast	M	Brandon, Miss.	2008-11	65/37	1	1	3
Michelle Provenzano	F	Miami, Fla.	2000	19/2	4	0	8
Kayla Puzas	F	Atlanta, Ga.	2013	10/9	0	1	1
Kirby Retherford	D	Atlanta, Ga.	2014	9/4	0	0	0
Meredith Riekert	F/M	Plano, Texas	1995-98	74/72	22	15	59
Courtney Robicheaux	D	Mandeville, La.	2015-18	69/69	5	2	12
Susan Rogers	M	Newton, Miss.	1997	20/1	1	1	3
Amber Rose	D/M	Germantown, Tenn.	2000-03	74/33	12	6	30
Claire Ross	F	Colorado Springs, Colo.	2018	0/0	0	0	0
Sharmaine Samuels	F	Powder Springs, Ga.	2003	15/1	0	0	0
Karen Sandrik	D	Orlando, Fla.	2001-04	76/67	2	5	9
Sam Schwenke	M	Albuquerque, N.M.	2000-02	47/27	5	8	18
Mary Clare Scurria	D	Vicksburg, Miss.	2007-10	39/11	0	3	3
Kristen Selman	M	Jackson, Miss.	2000-02	27/0	2	0	4
Peyton Shaffer	D	Biloxi, Miss.	2014-15	12/1	0	0	0
Kevyn Shelledy	M	Tomball, Texas	2004-08	76/61	8	5	21
Jasmine Simmons	M	Edmond, Okla.	2009-12	78/69	9	10	28
Kelly Skelton	F	Franklin, Tenn.	1995	13/7	1	1	3
Danielle Smith	M/F	Meridian, Miss.	2004-05	24/8	0	1	1
Hannah Smith	D	Dallas, Texas	2014-17	56/41	0	1	1
Joanna Smith	M	Edmond, Okla.	1996	18/14	5	4	14
Zoe Smith	D	Plano, Texas	2018	2/0	0	0	0
Shannon Spath	D	Plano, Texas	1996	19/16	1	2	4
Mallory Staub	D	Plano, Texas	2005	3/0	0	0	0
Martlyce Stein	M	Cumming, Ga.	2005-06	32/6	2	1	5
Ngum Suh	M	Portland, Ore.	2001-04	82/58	7	9	23
Elisabeth Sullivan	F	Memphis, Tenn.	2010-13	77/73	39	14	92
Zehra Syred	M	Indian Springs, Ala.	2009-12	66/19	1	3	5
Cazzie Taravella	F/M	Coral Springs, Fla.	1995	13/13	5	1	11
Mary Katherine Taylor	F	Pace, Fla.	2012-14	54/28	1	3	5
Annebel ten Broeke	F	Amsterdam, Netherlands	2013	17/16	3	7	13
Lauren Tietze	M/D	Richardson, Texas	1996	18/17	4	9	17
Sheri Toler	F	Brandon, Miss.	2003-04	18/1	0	1	1
Addie Tomlin	D	Oakland, Tenn.	2012-13	26/14	0	1	1
Abby Trevino	F	Athens, Ga.	2009	20/2	0	0	0
Taylor Turnipseed	F	Edmond, Okla.	2008-11	49/6	3	1	7
Jennifer Turpin	M/D	Tomball, Texas	2004-05	23/8	2	2	6
Hannah Tyler	M/D	Flowood, Miss.	2006-09	75/71	1	3	5
Andrea Tyrrell	F	Toronto, Ont.	2018-prs.	18/2	0	0	0
Amy Van Zandt	F	Grapevine, Texas	2001-02	35/26	22	12	56
Sasha Vransy	M	Ottawa, Ont.	2012-13	17/2	1	0	2
Julie Waddle	D	Vicksburg, Miss.	2009-12	38/16	0	0	0
MaKayla Waldner	F	Dexter, Mo.	2016-prs.	52/51	18	2	38
Haley Walker	M	Tupelo, Miss.	2013	2/0	0	0	0
Brie Wallace	M	Knoxville, Tenn.	2001	21/21	1	3	5
Kat Walsh	F	Birmingham, Ala.	2009-10	32/30	11	2	24
Shannon Walsh	F	Birmingham, Ala.	1996-97	39/38	17	3	37
Rachel Wannek	F	Woodstock, Ont.	2009-10	35/19	8	6	22
AK Ward	F/M	Keller, Texas	2017-prs.	34/20	4	3	11
Katelyn Watson	M	New Albany, Miss.	2014-17	45/18	0	1	1

PLAYER	POS.	HOMETOWN	YEARS	GP/GS	G	A	PTS
Brandi White	D	Jackson, Miss.	1998-00	41/37	0	0	0
Shelley White	D	Tupelo, Miss.	1997	11/0	1	1	3
Stacey Wright	D	Houston, Texas	1996-98	9/0	0	1	1
Katie York	M	Walnut Creek, Calif.	1999	19/8	1	0	2
Hailey Zerbel	D	West Covina, Calif.	2018-prs.	18/18	0	3	3
GOALKEEPER		HOMETOWN	YEARS	GP/GS	GA	SV	SO
Jennifer Croisant		Tulsa, Okla.	1995-96	34/33	63	219	10
Stephanie Dallas		Snellville, Ga.	2004-07	31/17	41	109	1
Rhylee DeCrane		Myrtle Beach, S.C.	2014-18	36/30	44	132	8
Tanya de Souza		Paris, France	2014-16	40/38	65	179	5
Rebecca Ford		McComb, Miss.	2005	0/0	0	0	0
Taryn Holland		Franklin, Tenn.	2006-09	69/65	130	368	11
Courtney Hubert		Vicksburg, Miss.	2002	6/6	10	20	0
Meara Johnson		Brampton, Ont.	2013	7/3	12	28	0
Stephanie Lyon		Kent, Wash.	1999-01	22/6	19	66	0
Luisa Marzotto		Canberra, Australia	2003	20/19	18	112	7
Emily Meyers		Bay St. Louis, Miss.	2002-05	33/31	52	219	7
Lisa Monteith		Ft. Meyers, Fla.	2011	1/1	1	4	0
Kirstin Olson		Germantown, Tenn.	1998-00	50/47	106	291	8
Catalina Perez		Boca Raton, Fla.	2017	18/18	19	68	6
Sarah Roberts		Dallas, Texas	1996-99	30/24	42	153	9
Skylar Rosson		Edmond, Okla.	2009-12	55/53	97	337	12
Courtney Tompkins		Palm City, Fla.	2015-16	4/3	3	16	2
Krystal Werges		Littleton, Colo.	2001-02	37/34	61	179	6
Ashley Wilson		Glen Head, N.Y.	2014	0/0	0	0	0
CJ Winship		Ridgeland, Miss.	2012-13	22/17	53	96	0

JERSEY HISTORY

00

Laura Fawley (1998)
Stephanie Lyon (1999)
Kate Ellmo (2000-01)
Courtney Hubert (2002)
Hannah Pimentel (2019)

0

Kirstin Olson (1998-99)
Stephanie Lyon (2000)
Krystal Werges (2001)
Jill Breland (2003)
Emily Meyers (2004-05)
Taryn Holland (2006-09)
Abby Risner (2010)
Rhylee DeCrane (2014-18)
Emily Samisch (2019)

1

Jennifer Croissant (1995-96)
Sarah Roberts (1997-99)
Kirstin Olson (2000)
Stephanie Lyon (2001)
Krystal Werges (2002)
Luisa Marzotto (2003)
Stephanie Dallas (2004-07)
Skylar Rosson (2008-12)
Meara Johnson (2013)
Ashley Wilson (2014)
Tanya de Souza (2015-16)
Catalina Perez (2017)
Peyton York (2018)
Gabby English (2019)

2

Leean Goodman (1996-99)
Kristen Selman (200-02)
Kimberly Corbett (2003)
Brandi Parker (2004-06)
Kelsey Kitchings (2008-09)
Elisabeth Sullivan (2010-13)
Katelyn Watson (2014-17)
Zoe Smith (2018)
Sydney Strunk (2019)

3

Kristina McCutchen (1996-97)*
Charleston Platt (1997-00)*
Crystal Christensen (2001)
Allison Mullen (2003-04)
Mary Kate Ayers (2005-08)
Abby Trevino (2009-10)
Caitlin Maloney (2012)
Jamilia Coner (2013-16)
Gracie East (2017)
Andrea Tyrrell (2018-19)

4

Alison Earley (1995-98)
Melanie Langley (1999)
Sam Schwenke (2000-02)
Sara Moore (2003-06)
Danielle Kite (2007-10)
Amy Hoover (2011-12)
Khalyn Harmon (2014-17)
Hailey Zerbel (2018-19)

5

Carrie Arne (1995-97)
Krissa Dobbins (1998)
Katie McVie (1999)
Jocelyn McNeely (2000)
Amber Meesey (2001-03)
Amy Beckwith (2004)
Ashlee Drake (2007)
Kim Pettit (2008-11)
Mary Katherine Taylor (2012-14)
Kennadi Carbin (2015-16)
AK Ward (2017-19)

6

Meredith Riekert (1995-98)
Michelle Provenzano (2000)
Heather Ammann (2002-05)
Mariclaire Fancher (2006-08)
Morganne Grimes (2010-13)
Payton Gruenewald (2014-17)
Liz Fogarty (2018)

7

Shannon Spath (1996)
Becky Garland (1997-98)
Elke D'Hollander (2000-03)
Danielle Smith (2004-05)
Katie Lynn Harden (2006-07)
Tarah Henderson (2008-11)
Shannon Palmer (2012-13)
Mallory Eubanks (2014-17)
Claire Ross (2018)

Onyi Echegini (2019)

8

Emily Eiselstein (1995-98)*
Kassie Kees (1995)*
Sam Corker (1999-00)
Jessi Moore (2001-02)
Heidi Ondra (2003-06)
Lauren Host (2007-08)
Katy Hoover (2009-12)
Kayla Puzas (2013)
Alex Hammett (2014)
Johanna Hamblett (2016)
Gabriella Coleman (2017-18)
Madison Rust (2019)

9

Alicia Hiebert (1995-98)
Christy Russell (1999)
Amber Rose (2000)
Amy Van Zandt (2001-02)
Chelsea Izquierdo (2003)
Meredith Jacobson (2005-08)
Monica Alvarado (2009-10)
Honeye Heydari (2012)

Annebel ten Broeke (2013)
Morgan Mills (2014-15)
Elva Astthorsdottir (2016)
Brooke McKee (2017-18)
Ryann Mushkin (2019)

10

Ann McBride (1995-96)
Beth Dreher (1997-00)
Amber Rose (2001-03)
Caitlin Gallagher (2005-07)
Taylor Turnipseed (2008-11)
Shelby Jordan (2012-15)

MaKayla Waldner (2016-19)

11

Laura Leigh Carter (1995)
Christine Blakeney (1996)
Kate Saulters (1998-99)
Leslie Nickles (2000-03)
Jessica Davis (2004-07)
Sarah Lowdon (2008)
Jennifer Grant (2010-12)
Ashleigh Badley (2014)
Elva Astthorsdottir (2015-16)
Sam Blanchard (2017-18)

Stormy Meier (2019)

12

Brandi Brewer (1995)
Amy Mann (1996-99)
Kristen Benefield (2001-03)
Treena Ferguson (2004-07)
Allison Ouren (2008-10)
Halee Heltsley (2012-13)
Jo Cossey (2014)
Sarah Hulett (2015-16)
Grace Doran (2017)
Laura Galceran (2018)
Niejah Watkins (2019)

13

Casey Newman (1996-99)
Becca Edwards (2000-03)
Chelsi Bender (2013)
Anna Goblirsch (2005-08)
Zehra Syred (2009-12)
Hannah Smith (2014-17)
Madison Cotta (2019)

14

Megan Long (1995-98)
Kit Wallace (1999)
Stacey Smith (2000-01)
Meghan Odom (2002-05)
Mina Tahai (2007)
Serena Prendergast (2008-11)
Addie Tomlin (2012-13)
Morgan Ferrara (2014)
Ciara Donnelly (2016)
Niah Johnson (2018-19)

15

Angie DeLage (1995-97)
Shayla Holmes (1998)
Katie York (1999)
Alex Hutton (2000)
Morgan McDonald (2001-04)
Marlyce Stein (2005-06)
Lauren Morgan (2008-12)
Kayleigh Henry (2014-17)
Miranda Carrasco (2018-19)

16

Becky Buffington (1996-97)
Gretchen Gourley (1998)
Jessica Wells (1999-2002)
Megan Nugent (2003)
Kevyn Shelledy (2004-08)
Jasmine Simmons (2009-12)
Tiffany Huddleston (2013-14)
Jen Huckaby (2015-18)
Alissa Stewart (2019)

17

Cazzie Taravella (1995)
Jessica Orlando (1996)
Lauren Hall (1997-00)
Karen Sandrik (2001-04)
Ashley Hood (2006-10)
Shannen Jainudeen (2011-14)
Kiley Martens (2015-17)
Megan Henry (2018)
Sam Stiglmair (2019)

18

Joanna Smith (1996)
Julie Downs (1997-98)
Crystal Christensen (2000)
Brie Wallace (2001)
Betty Ann Casey (2002-05)
Andrea Harrison (2006-09)
Colleen Diemer (2010)
Gracie Irby (2012)
Darbi Filliben (2013-14)
Courtney Robicheaux (2015-18)
Katie Moore (2019)

19

Kelly Skelton (1995)
Annemarie Pimentel (1997-00)
Ngum Suh (2001-04)
Courtney Benefield (2004-06)
Hadley Gable (2007-10)
Emily Malone (2016-17)

20

Katie Cummings (1995)
Megan Bay (1996-99)
Mary Fisher Patterson (2000-01)
Shola Gaji (2002-03)
Jennifer Turpin (2005-06)
Mary Clare Scurria (2007-10)
Marissa Williams (2012)
Lauryn Bruffett (2015)
Natalee Heiser (2016)
Danie Meuret (2017)
Monigo Karnley (2018-19)

21

Susan Rogers (1997)*
Emily Lawrence (1997-98)*
Jessica Kauffman (1999-02)
Susan O'Brien (2003)
Bethany Frazier (2005-08)
Aubrey Currington (2009-11)
Sasha Vranj (2012-13)
McKenzie Adams (2014-17)
Tianna Harris (2018)
Megan Mielke (2019)

22

Lauren Tietze (1996)
Sam Corker (1997-98)
Lynda Henry (1999-02)
Sharmaine Samuels (2003)
Mallory Staub (2005)
Hannah Tyler (2006-09)
Riley Wood (2010)
Olivia Drapes (2011)
Kelly Dorney (2014-17)
Andrea Compper (2018)
Grace Seymour (2019)

23

Stacey Wright (1996-98)
Amber Meesey (2000)
Bernice Ellis (2002)
Sheri Toler (2003-04)
Leanna Baldner (2007-10)
Dana Forbes (2011-13)
Kelsey Pearce (2014)
Carly English (2015-16)
Hayden Oswalt (2017-19)

24

Shelley White (1997)
Anna Junnila (1998)
Kristen Benefield (2000)
Kristin Peterson (2001-04)
Heather Buttrey (2006-08)
Madison McKee (2009-12)
Savannah Boswell (2013)
Hannah Carroll (2014)
Ariana Holmes (2015-16)
Kristen Malebranche (2017-19)

25

Niki Ladnier (1995)
Shannon Walsh (1996-97)*
Brandi White (1997-00)*
Emily Meyers (2002-03)
Ashlee Drake (2005-06)
Kat Walsh (2008-10)
Abby Phillips (2013-14)
Carly Mauldin (2015-18)

JERSEY HISTORY

26	<p> April Berry (2001-04) Mariclaire Fancher (2005) Katie Goodman (2008-11) Emily Breland (2013) Peyton Shaffer (2014-15) Kayleigh Fowler (2016) Olivia Hernandez (2017-19) </p>
27	<p> Heidi Frazier (2003) Katelyn Graben (2006-08) AnnHilton Buckner (2014) Alexa England (2016) Hailey Farrington-Bentil (2018-19) </p>
28	<p> Alex Kytan (2009) Brianna McLeod (2010-11) Kirby Retherford (2014) McKenna de Graaf (2016) Katelyn Williams (2019) </p>
29	<p> Jennifer Grant (2009) Valentina Duque (2016) </p>
30	<p> Julie Waddle (2009-12) </p>
31	<p> Lisa Monteith (2010-11) Tanya de Souza (2014) </p>
33	<p> Rebecca Ford (2005) Laura Hamm (2006) CJ Winship (2012-13) Courtney Tompkins (2015-16) Bri Aldridge (2017) </p>
91	<p> Rachel Wannek (2009-10) </p>
99	<p> Zakirah McGillivray (2018-19) </p>

* Duplicated numbers exist in records from 1995-97.

The following players have no jersey number on record:

Amanda Abraham (1995)
 Linden Adams (1996)
 Chrissie Angle (1995)
 Amy Blankenship (1995)
 Julie Fennell (1997)
 Brandy Garland (1997)
 Annie Hamilton (1995)
 Gemma Moore (1995)
 Jaclyn Noel (1995)
 Nicole Oakes (1995)
 Melissa Robinson (1995)
 Amanda Schmidt (1995-96)
 Kelly Skelton (1996)
 Heather Stewart (1995)
 Lauren Thurman (1995)
 Sarah Wicht (1995)

STATE TO THE LEAGUE




MALLORY EUBANKS


2018 NWLS DRAFT | SECOND ROUND | WASHINGTON SPIRIT



- Drafted in the second round (16th overall) by the National Women's Soccer League's Washington Spirit, MSU's highest-drafted player.
- Appeared in 12 games as a rookie for the Spirit, earning five starts and totaling 516 minutes of playing time.
- Earned the starting nod in all three matches with the United States U-23 National Team in the 2017 Portland Thorns Spring Invitational against the NWSL's Houston Dash, Portland Thorns FC and Chicago Red Stars.
- Earned Second Team All-SEC honors in her final two seasons, the first for a Bulldog since Elisabeth Sullivan in 2012 and 2013.
- Became MSU's first-ever SEC Scholar-Athlete of the Year as a senior in 2017.
- Four-time SEC Academic Honor Roll selection in kinesiology.
- Led State in assists all four years of her career.
- Finished her Bulldog career ranking second all-time in assists (17) and game-winning assists (7), while also sitting fourth in shots attempted (134).
- Two-time SEC Preseason Watch List (2016, 2017).
- Named one of MSU's two Boyd McWhorter SEC Postgraduate Scholarship nominees as a senior.
- Named team captain as a sophomore, junior and senior.
- Led the Bulldogs in goals (3), assists (3), points (9), shots (37) and shots on goal (23) as a junior in 2016.
- Saw pitch time with the U-19 U.S. Women's National Team in summer 2016 vs. the New Zealand U-20 National Team in Auckland, New Zealand.
- Named Offensive MVP by her teammates as a sophomore.
- Named SEC Offensive Player of the Week honors after netting the game-winning goal against Arkansas on Sept. 20.
- Accounted for a team-best 12 points, including four goals, as a sophomore.
- Participated in the United States U-19 National Team Camp in spring 2015.
- Led the Bulldogs in minutes played (1,563) in her first season.
- Played and started in all 18 games as a freshman, earning SEC All-Freshman honors (MSU's first since 2005).



STATE TO THE LEAGUE



ELISABETH SULLIVAN

2014 NWLS DRAFT | FOURTH ROUND | PORTLAND THORNS



- Drafted in the fourth round by the National Women's Soccer League's Portland Thorns, MSU's first drafted player.
- Made her NWSL debut on May 10, 2014, as a substitute against the Seattle Reign.
- Earned Second Team All-SEC honors her last two seasons, the first for a Bulldog since Meredith Riekert in 1995 and 1997.
- Four-time SEC Academic Honor Roll selection in elementary education.
- Led State in goals all four years of her career.
- Set Mississippi State's records for career goals and points with 39 and 92, respectively.
- Claimed the Bulldogs' single-season goals record with 16 her senior season, breaking the mark with 1:30 remaining in her final collegiate match against rival Ole Miss.
- Tallied 34 points in 2013, third in school history, after claiming a fourth-most 28 as a junior.
- Tallied all but seven of MSU's goals in 2013.
- Tied for third in the SEC in goals and seventh in points her senior season.
- Claimed new MSU top marks with eight multiple-goal games and eight game-winning assists.
- Tallied eight of her 16 goals in SEC play her senior season.
- Opened her senior campaign with goals in the first four matches and scored in a school-record six consecutive matches dating back to 2012.
- Tallied State's first hat trick since 2001 and added an assist for seven points, second-most in MSU single-game history, against Jackson State on Sept. 15, 2013.
- Ranked fourth in the SEC in points (28) and goals (12) as a junior.
- Capped 2012 by claiming the MSU career scoring record with the golden goal against rival Ole Miss.
- Named SEC Player of the Week after her two-goal effort against the Rebels.
- Netted 12 goals as a junior, a mark that was second in school history.
- Accounted for 13 points, including five goals, as a sophomore.
- Netted the winner against No. 11 Florida 37 seconds in, the second-fastest goal in school history.
- Paced State with 17 points as a freshman, scoring six goals and assisting five more.



THIS IS MISSISSIPPI STATE



THE UNIVERSITY

Mississippi State is a comprehensive doctoral-degree-granting institution offering a diverse student body a wide range of opportunities and challenges for learning and growth.

The largest university in the Magnolia State, MSU has a statewide enrollment of more than 21,000 students and is accredited by the Southern Association of Colleges and Schools Commission on Colleges to award baccalaureate, masters, specialists and doctorate degrees.

Established in 1878 as the Agricultural and Mechanical College of Mississippi, the university has traditional strengths in engineering and scientific agriculture but has evolved into a comprehensive institution with a diverse array of programs in teaching, research and service.

The University began as The Agricultural and Mechanical College of the State of Mississippi, one of the national Land-Grant Colleges established after Congress had passed the Morrill Act in 1862. It was created by the Mississippi Legislature on February 28, 1878, to fulfill the mission of offering training in "agriculture, horticulture and the mechanical arts . . . without excluding other scientific and classical studies, including military tactics."

The College received its first students in the fall of 1880 in the presidency of Confederate General Stephen D. Lee. In 1887 Congress passed the Hatch Act, which provided for the establishment of the Agricultural Experiment Station in 1888. Two other pieces of federal legislation provided funds for extending the mission of the College: in 1914, the Smith-Lever Act called for "instruction in practical agriculture and home economics to persons not attendant or resident," thus creating the state-wide effort which led to Extension offices in every county in the State; and, in 1917, the Smith-Hughes Act provided for the training of teachers in vocational education.

By 1932, when the Legislature renamed the College as Mississippi State College, it consisted of the Agricultural Experiment Station (1887), the College of Engineering (1902), the College of Agriculture (1903), the School of Industrial Pedagogy (1909), the School of General Science (1911), the College of Business and Industry (1915), the Mississippi Agricultural Extension Service (1915), and the Division of Continuing Education, (1919). Further, in 1926 the College had received its first accreditation by the Southern Association of Colleges and Schools.

By 1958, when the Legislature again renamed the College, as Mississippi State University, the Office of Graduate Studies had been organized (1936), doctoral degree programs had begun (1951), the School of Forest Resources had been established (1954), and the College of Arts and Sciences had been created (1956).

The College of Architecture admitted its first students in 1973. The College of Veterinary Medicine admitted its first class in 1977, and the School of Accountancy was established in 1979.

ACADEMICS AND STUDENT LIFE

Mississippi State students consistently earn honors such as the prestigious Harry S. Truman Scholarship, awarded for those who will enter public service, and, with 16 Truman Scholars to date, the university has been recognized as one of 38 Truman Honor Institution.

Recently initiated programs are providing opportunities to develop leadership potential and global study options.

The university's Global Leadership Continuum provides "cradle-to-CEO" programming designed to develop leadership across a "global" spectrum that begins with high school and continues through the university experience and into professional life. Included are the Young Guns Leadership Camp for rising high school seniors; the Day One Leadership Community for incoming freshmen, focusing on shared academic and service experiences; and the highly competitive Appalachian Leadership Honors Program for sophomores and juniors.

To complement these efforts, the university has launched a minor in leadership studies open to students in all majors. A university honor code adopted in 2007 institutionalizes a campus culture of integrity and personal responsibility in academic studies. Through the Global Leadership Program, students may experience significantly expanded study abroad opportunities.





DR. MARK E. KEENUM

UNIVERSITY PRESIDENT | 11TH YEAR

Dr. Mark Everett Keenum became Mississippi State's 19th president Jan. 5, 2009, following a distinguished public service career. Now in his 11th year of tenure, Dr. Keenum has guided the university to unprecedented heights with an unwavering focus on students – preparing them for success in a rapidly changing world and instilling in them the timeless values of integrity, hard work, and respect.

Mississippi State has achieved record enrollment growth and has awarded more than 4,000 degrees at all levels for eight straight years. The Phi Beta Kappa Society, the nation's oldest and most prestigious academic honor society, granted the university a chapter in 2018 after a rigorous, multi-year review. Additionally, Dr. Keenum has been instrumental in expanding the MSU Promise Program, which provides need-based scholarship assistance to Mississippi students whose families have limited financial means. The number of endowed scholarships and endowed faculty chairs and professorships has also grown significantly. The Chronicle of Higher Education has designated MSU as a "Great College To Work For" for the past three years.

The campus has expanded and improved on Dr. Keenum's watch – completing or initiating capital improvements totaling more than \$1 billion since 2009. These projects include the \$68 million expansion of Dudy Noble Field/Polk-DeMent Stadium, home to one of the most storied college baseball programs in America, and construction of the new Left Field Lofts. The Mill at MSU – a \$40 million, state-of-the-art conference and meeting complex – has sparked a revitalization of the Russell Street corridor in Starkville. The Old Main Academic Center is a \$41 million classroom building and multi-level parking garage. A \$10 million, fourth-floor expansion of Mitchell Memorial Library now houses the Ulysses S. Grant Presidential Library and the Frank and Virginia Williams Collection of Lincolnia.

This summer, the university and its partner, Greystar celebrated the opening of the \$67 million College View development. The first-of-its-kind project for any Mississippi university combines student housing with a mix of retail, commercial, and restaurant space. Construction of the \$34 million Rula Engineering and Science Complex is underway on the university's famed "Engineering Row," as is a \$16 million, 500 space parking garage next to Howell Hall and across from Humphrey Coliseum. The university is also planning

a new \$17 million Music Building adjacent to the Band Hall and Choral Facility along Hardy Road. A new Animal and Dairy Science/Poultry Science Complex for the Division of Agriculture, Forestry and Veterinary Medicine is also nearing completion at the corner of Blackjack Road and the new Hail State Boulevard.

Fundraising has reached all-time record levels in recent years, including \$113 million for the recently completed fiscal year. The university has raised more than \$100 million in gifts and pledges for each of the past six consecutive years. MSU's current Infinite Impact capital campaign will reach its historic \$1 billion goal – the largest campaign goal ever for an educational institution in Mississippi – later this year.

During his two-year term as president of the Southeastern Conference, he led the SEC Executive Committee, and he continues to serve on the SEC's Content Committee Board of Directors that oversees the highly successful ESPN-SEC Network. In 2018, he was named chairman of the College Football Playoff's (CFP) Board of Managers. The CFP determines the national champion of the NCAA Division I Football Bowl Subdivision. Also in 2018, he was elected to serve a six-year term on the Board of Trustees of the Mississippi Department of Archives and History, which is the second-oldest state department of archives and history in the country.

A Carnegie Foundation R1-Very High Research Activity Doctoral University, Mississippi State plays an integral role in economic development locally, statewide, and across the region. Its impact is further felt nationally and internationally through unique collaborative partnerships with peer institutions, business and industry, government agencies, and leading non-governmental organizations. Mississippi State is ranked by the National Science Foundation as a "Top 100" research institution, and its annual research and development expenditures have exceeded \$240 million. MSU R&D expenditures consistently account for more than half of the state's total.

A graduate of Mississippi State with degrees in agricultural economics, Dr. Keenum's interest in international food security has strengthened the university's contributions to global economic sustainability. He serves as chairman of the Board of Directors of the Foundation for Food and Agricultural Research and the Board

for International Food and Agricultural Development. He began his career at MSU as a faculty member with the Extension Service and the Department of Agricultural Economics. He went on to serve as chief of staff to U.S. Senator Thad Cochran in Washington, D.C. and was Under Secretary of the U.S. Department of Agriculture prior to returning home to Mississippi State.

A graduate of Corinth High School, Dr. Keenum earned an Associate in Arts degree from Northeast Mississippi Community College in Booneville and was a member of the Northeast Tigers football team. He is married to the former Rhonda Newman of Booneville, also an MSU graduate. They have four children: Rett, Mary Phillips, Katie and Torie.



JOHN COHEN

DIRECTOR OF ATHLETICS | FOURTH YEAR

When John Cohen was named Mississippi State University's 17th director of athletics on November 4, 2016, he wasted little time putting his stamp on the department. Since that time, the former MSU head baseball coach and two-time Southeastern Conference Coach of the Year has overseen the hiring of seven coaches, while 21 teams have advanced to postseason.

During Cohen's short tenure as director of athletics, the athletic department has enjoyed historic success. A record 12 MSU teams advanced to the postseason during the 2017-18 campaign, with seven sports concluding play in the Top 25 and four reaching the Top 10. Under Cohen's watch, State was the only school in the nation who won a bowl game and reached an NCAA Final Four – men's or women's – and the College World Series.

MSU claimed multiple SEC championships in a single athletic year for the first time since 1996. Matt Roberts, the SEC Coach of the Year, guided the men's tennis team to its first SEC Tournament championship since 1996. Vic Schaefer, the 2018 National Coach of the Year, led the women's basketball program to its first SEC regular season title with a perfect 30-0 regular season and a second-straight NCAA national championship game appearance.

Baseball completed one of the most remarkable turnarounds in SEC history, reaching its 10th College World Series and finishing third nationally. The Diamond Dawgs were ranked as high as No. 4 nationally in the final polls, representing the third-highest finish in program history. Meanwhile, the men's track and field program tallied its highest NCAA Outdoor Championships point total since 1982 to claim 10th.

As a result of the Bulldogs' unprecedented athletic success, CBS Sports named MSU the 14th-best athletics program in the country and fourth overall in the SEC for 2017-18. MSU also placed 42nd among the nation's Division I schools in the final Learfield Director's Cup standings, eclipsing the department's previous best of 44th in 2015-16. The top three Director's Cup finishes in school history have occurred in the last three years.

Success carried into the classroom as Bulldog student-athletes generated a school-record 3.08 cumulative GPA for the combined 2017-18 fall and spring semesters. After already producing a school-record fall GPA of 3.15, MSU student-athletes followed that up with a spring GPA of 3.01, the highest spring GPA on record.

"It was a memorable year to be a Bulldog," Cohen said. "I am

very proud of our teams, coaches and student-athletes for their collective efforts in setting the highest of standards not only in their sports but also in the classroom and community."

Since becoming Athletic Director, Cohen has been the driving force for numerous state-of-the-art facility projects on campus, including the new \$55 million Dudy Noble Field, which opens in full capacity in the spring of 2019. The project has drawn rave reviews and will feature the Left Field Lofts, a revolutionary college baseball experience with luxury two-bedroom suites offering exquisite views of the new ballpark.

Cohen approved construction of a new \$3.6 million football gameday home locker room and recruiting center inside the north end of Davis Wade Stadium. The 11,100 square-foot locker room, which opens in September 2018, includes custom-built player lockers, separate coaches and staff locker rooms, an expansive athletic training room as well as an equipment room.

In addition, the Templeton Athletic Academic Center underwent a renovation in the summer of 2018 with modern wall graphics and displays.

Cohen has been instrumental in enhancing the gameday experience for Bulldog fans. In the summer of 2018, MSU announced significant price decreases on all food and beverage at concessions for all home venues beginning with the 2018-19 athletic year. State also unveiled a football season ticket price reduction in several sections of Davis Wade Stadium. New LED videoboard displays were installed at the MSU Soccer Field and Newell-Grissom Building in the spring of 2018.

Cohen, who spent more than two decades coaching college baseball, was named MSU's head baseball coach in July of 2008. Nine years later, Cohen's official role in administration began when he assumed the role of associate athletic director in addition to head baseball coach. The following November, he took charge of an athletic department that has since achieved new heights in athletic, academic, facility, and fundraising achievement.

Success shouldn't come as a surprise as it was never far removed from him during his 12-year run as a head coach in the SEC. His teams have been successful both on the field and in the classroom.

At MSU, he led the Bulldogs to a College World Series finals appearance, an SEC regular season championship and an SEC Tournament

championship. In the classroom upon his arrival in 2009, 133 players were selected to the SEC Academic Honor Roll, including three straight SEC Scholar Athlete of the Year winners from 2013-15.

"I'm fortunate to know our MSU coaches as friends and colleagues, and to know many of our athletes in all sports," Cohen said. "While baseball has been a huge part of my life, my passion for seeing MSU athletics thrive extends to all sports. I'm grateful to Dr. Keenum and the MSU Family for allowing me to embrace these new opportunities and responsibilities."

As a baseball player at MSU, Cohen was a key player on the Bulldogs' 1989 SEC championship team and 1990 College World Series team. He graduated from MSU with a degree in English in 1990 and received a master's degree in sports management from the University of Missouri in 1994.

Following a six-year stint with Missouri as a graduate assistant and assistant coach, Cohen was the head coach at Northwestern State University from 1998-2001. Cohen spent two seasons as an assistant baseball coach at the University of Florida before becoming the head coach at the University of Kentucky in 2004, a position he held for five seasons before returning to his alma mater.

While winning 284 games as a head coach at MSU, Cohen demonstrated a keen ability to develop players and coaches. During his tenure, 138 MSU baseball players were selected in the Major League Baseball Draft. Nine of his former Bulldogs have reached the Major Leagues, including Dakota Hudson (Cardinals) in July 2018. His influence can be seen throughout the SEC as four of his former assistants are now or have been head coaches — Brad Bohannon (Alabama), Gary Henderson (Kentucky/Mississippi State), Nick Mingione (Kentucky) and Butch Thompson (Auburn).

Cohen is the only coach in SEC history to win an SEC championship, SEC tournament championship, and advance to the College World Series both as a player and head coach. His 2013 Bulldog club advanced to the CWS championship series for the first time in MSU history. Cohen also had the privilege of being a part of a College World Series as a player, head coach and now athletic director when the Diamond Dawgs reached Omaha in June 2018. His 2012 club produced an SEC record-tying eight Major Leaguers.

Cohen and his wife, Nelle, are active members of the Starkville community. The couple has two children, Jordan and Avery.

MASCOTS



THE BULLDOGS

Mississippi State University's athletic teams are called Bulldogs, a name earned and maintained over the decades by the tough, tenacious play of student-athletes wearing the Maroon and White. The official school mascot is an American Kennel Club-registered English Bulldog, given the inherited title of 'Bully.'

As with most universities, Mississippi State University teams answered to different nicknames through the years. The first squads representing Mississippi A&M College were proud to be called Aggies. When the school officially became Mississippi State College in 1932, the nickname Maroons, for MSU's uniform color, gained prominence. Bulldogs became the official title for State teams in 1961, not long after State College was granted university status.

Yet references to school teams and athletes as Bulldogs actually go back to early in the century, and this nickname was used almost interchangeably with both Aggies and Maroons, since at least 1905.

On November 30 of that year, the A&M football team shut out their arch-rivals from the University of Mississippi 11-0 in Jackson, Miss. The campus newspaper, *The Reflector*, reported: "After the game, filled with that emotion that accompanies every great victory, there was nothing left for the cadets to do but to complete the great victory by showing sympathy for the dead athletic spirit of the University, by having a military funeral parade.

"A coffin was secured, decorated with University colors and a bulldog pup placed on top. It was then placed on the shoulders of a dozen cadets, and the procession started down Capitol Street, preceded by the brass band playing a very pathetic funeral march."

Other newspaper reports of the victory commented on the 'bulldog' style of play by the A&M eleven, and the Bulldog was soon publicly accepted as a school athletic symbol. Accounts of a 1926 pep rally in Meridian, Miss., had another bulldog parading with students.

OFFICIAL MASCOT IN 1935

Use as an official game mascot began in 1935 when coach Major Ralph Sasse, on 'orders' from his team, went to Memphis, Tenn., to select a bulldog. Ptolemy, a gift of the Edgar Webster family, was chosen and the Bulldogs promptly defeated Alabama 20-7.

A litter-mate of Ptolemy became the first mascot called 'Bully' shortly after Sasse's team beat mighty Army 13-7 at West Point that same year - perhaps the greatest victory in MSU football history. But Bully earned other fame the hard way, in 1939 when a campus bus cut short his career.

Days of campus mourning followed, as Bully lay in state in a glass coffin. A half-mile funeral procession accompanied by the Famous Maroon Band and three ROTC battalions went to Scott Field where Bully was buried under the bench at the 50-yard line. Even *Life* magazine covered the event. Other Bullies have since been buried by campus dorms, fraternity houses, and also at the football stadium.

For years Bully was a target for kidnappers, the last incident occurring prior to the 1974 State-Ole Miss game. The Bulldog team won anyway, 31-13. While early Bullies once roamed campus freely or lived in fraternities, today the official university mascot is housed at the School of Veterinary Medicine when not on duty at State home football games. For all their fierce appearance and reputation, today's mascot bulldogs are good-natured, friendly animals and favorites with children.

A student wearing a Bulldog suit, also answering to Bully, is part of the MSU cheerleading team and assists in stirring up State spirit at games and pep rallies.

BULLY XXI, "JAK"

At Super Bulldog Weekend 2015, the Bulldog family celebrated the passing of the harness, as Bully XXI, known as "Jak," accepted mascot duties from his father Bully XX, fondly called "Champ."

While Jak entered the 2015 season less than a year old, Champ turned 10 around the 2015 season opener. When mascot handlers realized Bully was getting toward retiring age, though he's still in good health, a female bulldog was selected based on her pedigree and history. Following the female's selection, the litter of mascot-sired puppies were evaluated.

Jak's formal name is "Cristil's Golden Prince," and the American Kennel Club-registered English Bulldog was born in October 2014, soon after the legendary Jack Cristil passed away. Naming the newest Bully for the legendary Voice of the Bulldogs who called football and basketball games for 58 years was a fitting choice.



TRADITIONS



THE COWBELL

The most unique and certainly the most resounding symbol of Mississippi State University tradition is the cowbell. Despite decades of attempts by opponents and authorities to banish it from scenes of competition, diehard State fans still celebrate Bulldog victories loudly and proudly with the distinctive sound of ringing cowbells.

The precise origin of the cowbell as a fixture of Mississippi State sports tradition remains unclear to this day. The best records have cowbells gradually introduced to the MSU sports scene in the late 1930s and early 1940s, coinciding with the 'golden age' of Mississippi State football success prior to World War II.

The most popular legend is that during a home football game between State and archrival Ole Miss, a jersey cow wandered onto the playing field. Mississippi State soundly whipped the Rebels that Saturday, and State College students immediately adopted the cow as a good luck charm. Students are said to have continued bringing a cow to football games for a while, until the practice was eventually discontinued in favor of bringing just the cow's bell.

Whatever the origin, it is certain by the 1950s cowbells were common at MSU games, and by the 1960s were established as the special symbol of MSU. Ironically, the cowbell's popularity grew most rapidly during the long years when State football teams were rarely successful. Flaunting this anachronism from the 'aggie' days was a proud response by students and alumni to outsider scorn of the university's 'cow college' history.

In the 1960s two MSU professors, Earl W. Terrell and Ralph L. Reeves, obliged some students by welding handles on the bells so they could be rung with more convenience and authority. By 1963 the demand for these long-handled cowbells could not be filled by home workshops alone. So, at the suggestion of Reeves, the Student Association bought bells in bulk and the Industrial Education Club agreed to weld on handles. In 1964, the MSU Bookstore began marketing these cowbells with a portion of profits returning to these student organizations.

Today many styles of cowbells are available on campus and around Starkville, with the top-of-the-line being a heavy chrome-plated model with a full Bulldog figurine handle. But experts insist the best and loudest results are produced by a classic long-handled, bicycle-grip bell made of thinner and tightly-welded shells.

Cowbells decorate offices and homes of Mississippi State alumni, and are passed down through generations of Bulldog fans. But they were not heard at Southeastern Conference games - not legally, at least - since the 1974 adoption of a conference rule against 'artificial noisemakers' at football and basketball games. On a 9-1 vote, SEC schools ruled cowbells a disruption and banned them. The ban was lifted prior to the 2010 season.

The ban did little harm to the cowbell's popularity, or to prevent cowbells from being heard outside stadiums in which the Bulldogs are playing. They are now heard at non-conference football contests, as well as other sporting events on campus.

MAROON AND WHITE

Maroon and White are the distinctive colors of Mississippi State University athletic teams, dating back over a century to the very first football game ever played by the school's student-athletes.

On November 15, 1895, the first Mississippi A&M football team was preparing for a road trip to Jackson, Tenn., to play Southern Baptist University (now called Union University) the following day. Since every college was supposed to have its own uniform colors, the A&M student body requested that the school's team select a suitable combination.

Considering this choice to be an honor, the inaugural State team gave the privilege to team captain W.M. Matthews. Accounts report that, without hesitation, Matthews chose Maroon and White.



TV/RADIO CHART



00
HANNAH PIMENTEL
FR. | GOALKEEPER | 5-5
FLOWERY BRANCH, GA.



0
EMILY SAMISCH
FR. | GOALKEEPER | 5-8
COLLIERVILLE, TENN.



1
GABBY ENGLISH
GR. | GOALKEEPER | 5-10
WINTER PARK, FLA.



2
SYDNEY STRUNK
FR. | DEFENDER | 5-8
MONTGOMERY, OHIO



3
ANDREA TYRRELL
SO. | MID/FWD | 5-5
TORONTO, ONTARIO



4
HAILEY ZERBEL
SR. | DEFENDER | 5-6
WEST COVINA, CALIF.



5
AK WARD
JR. | FORWARD | 5-4
KELLER, TEXAS



7
ONYI ECHEGINI
FR. | FORWARD | 5-8
LONDON, ENGLAND



8
MADISON RUST
FR. | DEF/MID | 5-8
LAKESIDE, CALIF.



9
RYANN MUSHKIN
FR. | FORWARD | 5-8
NEW CANAAN, CONN.



10
MAKAYLA WALDNER
SR. | FORWARD | 5-6
DEXTER, MO.



11
STORMY MEIER
FR. | MIDFIELDER | 5-6
AUSTIN, TEXAS



12
NIEJIA WATKINS
SO. | DEFENDER | 5-4
ORLANDO, FLA.



13
MADISON COTTA
FR. | MID/FWD | 5-0
TULARE, CALIF.



14
NIAH JOHNSON
SO. | MIDFIELDER | 5-5
ROWLETT, TEXAS



15
MIRANDA CARRASCO
SO. | DEFENDER | 5-3
CYPRESS, TEXAS



16
ALISSA STEWART
FR. | DEF/MID | 5-10
BURLINGTON, ONTARIO



17
SAM STIGLMAIER
SO. | MID/DEF | 5-10
KARLSHULD, GERMANY



18
KATIE MOORE
FR. | GOALKEEPER | 5-9
CHARLOTTE, N.C.



20
MONIGO KARNLEY
SO. | FORWARD | 5-4
BOOTHWYN, PA.



21
MEGAN MIELKE
FR. | MIDFIELDER | 5-9
BELLFLOWER, CALIF.



22
GRACE SEYMOUR
FR. | DEFENDER | 5-7
PORT NECHES, TEXAS



23
HAYDEN OSWALT
SR. | MID/FWD | 5-4
CLINTON, MISS.



24
KRISTEN MALEBRANCHE
JR. | DEFENDER | 5-6
HILLSBOROUGH, N.J.



26
OLIVIA HERNANDEZ
JR. | FORWARD | 5-6
PHOENIX, ARIZ.



27
HAILEY FARRINGTON-BENTIL
SO. | FORWARD | 5-4
MILWAUKEE, WISC.



28
KATELYN WILLIAMS
FR. | MIDFIELDER | 5-6
BRANDON, MISS.



99
ZAKIRAH MCGILLIVRAY
SO. | FORWARD | 5-5
BROOKLYN, N.Y.



HC
JAMES ARMSTRONG
HEAD COACH
FIRST SEASON



AC
NICK ZIMMERMAN
ASSISTANT COACH
FIRST SEASON



AC
BRIAN DUNLEAVY
ASSISTANT COACH
FIRST SEASON



VC
ALLISON WHITWORTH
VOLUNTEER ASSISTANT COACH
FIRST SEASON



SA
PEYTON YORK
STUDENT ASSISTANT COACH
FIRST SEASON



CO
GERI SIUDZINSKI
COORDINATOR OF OPERATIONS
SECOND SEASON