

Ole Miss

2024-25 WOMEN'S BASKETBALL GAME NOTES

20 NCAA TOURNAMENTS • 11 SWEET SIXTEENS • FIVE ELITE EIGHTS

GAME EIGHTEEN | SUNDAY, JAN. 19 | AT MSU | 2:00 PM CT | HUMPHREY COLISEUM | STARKVILLE, MISS.

[OleMissSports.com](#) | [OleMissGameday.com](#) | [@OleMissWBB](#) | [OleMissWBB](#) | [OleMissWBB](#)

2024-25 SCHEDULE

DATE	OPPONENT	TV	TIME(CT)/RESULT
November			
Nov. 4	vs. #3 USC	ESPN	L, 66-68
Nov. 10	ARKANSAS-PINE BLUFF	SECN+	W, 85-24
Nov. 14	at Delaware State	ESPN+	W, 80-42
Nov. 18	JACKSON STATE	SECN+	W, 76-44
Nov. 25	vs. Boston College@	FloCollege	W, 92-55
Nov. 27	vs. #2 UConn@	FloCollege	L, 60-73
Nov. 30	ALABAMA STATE	SECN+	W, 89-24

December

Dec. 5	at NC State#	ESPN2	L, 61-68
Dec. 8	TENNESSEE STATE	SECN	W, 85-38
Dec. 15	SOUTH ALABAMA	SECN+	W, 94-39
Dec. 21	MISSISSIPPI VALLEY ST.	SECN+	W, 78-44
Dec. 30	ALCORN STATE	SECN+	W, 93-41

January

Jan. 2	at Auburn*	SECN+	W, 85-58
Jan. 5	at Texas A&M*	SECN+	L, 58-60
Jan. 9	VANDERBILT*	SECN+	W, 87-59
Jan. 12	#18 ALABAMA*	SECN+	L, 78-84
Jan. 16	FLORIDA*	SECN	W, 94-69
Jan. 19	at Mississippi State*	SECN	2:00 p.m.
Jan. 26	TEXAS*	ESPN	2:00 p.m.
Jan. 30	at Georgia*	SECN+	5:00 p.m.

February

Feb. 2	at Vanderbilt*	SECN+	2:00 p.m.
Feb. 6	OKLAHOMA*	SECN+	6:30 p.m.
Feb. 10	KENTUCKY*	ESPN2	6:00 p.m.
Feb. 13	at Arkansas*	SECN+	6:30 p.m.
Feb. 16	at Tennessee*	SECN	11:00 a.m.
Feb. 23	MISSOURI*	SECN	2:00 p.m.
Feb. 27	SOUTH CAROLINA*	ESPN/SECN	8:00 p.m.

March

Mar. 3	at LSU*	SECN	3:00 p.m.
Mar. 5-9	SEC TOURNAMENT\$		

ALL TIMES CENTRAL

* SEC contest

! - 2024 Aflac OUI-Play (Paris, France)

@ - 2024 Continental Tire Baha Mar Championship

- SEC/ACC Challenge

\$ - 2025 SEC Tournament



RV/RV OLE MISS REBELS

12-5, 3-2 SEC

Head Coach: Yolett McPhee-McCuin

Career: 209-152 (12th Year)

at Ole Miss: 115-89 (7th Year)



RV/RV MISSISSIPPI STATE BULLDOGS

15-4, 2-3 SEC

Head Coach: Sam Purcell

Career: 60-27 (3rd Year)

at MSU: 60-27 (3rd Year)

ON THE AIR

SEC NETWORK

Play-by-Play: Sam Gore

Color: Andrea Lloyd



OLE MISS LEARFIELD NETWORK

Radio: 105.1 FM

Online: OleMissSports.com

Mobile: TuneIn

Play-by-Play: Graham Doty



SIRIUSXM

SiriusXM: 386

SiriusXM App: 976



STARTING FIVE

1

The two Magnolia state rivals will meet for the 107th time in program history, as Ole Miss visits Mississippi State on Sunday. The Rebels have historically dominated against the Bulldogs, holding a 67-39 series advantage.

2

Ole Miss came in at No. 15 in the latest NET Rankings, which ranks in the top 5 for all SEC squads. The Rebels also earned their first quad one victory of the season after defeating Vanderbilt in its conference home opener.

3

Ole Miss' scoring defense is well known for being one of the best in the country, ranking sixth in the nation and first in the SEC in holding opponents to an average of just 52.4 points per game.

4

Starr Jacobs paced the team against Alabama by generating a season and Ole Miss career-high 21 points and 12 rebounds. It's the 28th double-double of her overall career, which ranks second among active Rebels.

5

Sira Thienou continues to prove she's one of the best freshmen in the nation, stringing together an immaculate 29-point career-high night, backed by a career-best five 3-pointers and 12 field goals made, against Florida.

PROJECTED STARTERS



0

SIRA THIENOU

Guard • 6-1 • Freshman
Bamako, Mali • Shining Stars Academy (Va.)

PTS	REB	AST	STL	FG%	FT%
13.1	5.0	2.3	2.8	.562	.705



2

TAMEIYA SADLER

Guard • 5-7 • Graduate
Vallejo, Calif. • St. Patrick-St. Vincent • Colorado

PTS	REB	AST	STL	FG%	FT%
6.9	1.9	2.9	2.1	.356	.867



3

KENNEDY TODD-WILLIAMS

Guard • 6-0 • Senior
Jacksonville, N.C. • Jacksonville • North Carolina

PTS	REB	AST	STL	FG%	FT%
12.3	5.5	3.2	1.6	.379	.829



7

STARR JACOBS

Forward • 6-0 • Graduate
Dallas, Texas • Duncanville • Arkansas-Pine Bluff

PTS	REB	AST	STL	FG%	FT%
11.5	6.5	1.2	1.7	.616	.732



24

MADISON SCOTT

Guard/Forward • 6-2 • Graduate
Indian Head, Md. • Bishop McNamara

PTS	REB	AST	STL	FG%	FT%
10.5	5.0	4.0	1.1	.466	.556

QUICK FACTS

Name Ole Miss (The University of Mississippi)
 Nickname Rebels
 Location Oxford, Mississippi
 Founded November 6, 1848
 Enrollment 22,951 (Fall 2023)
 School Colors Cardinal Red and Navy Blue
 Chancellor Dr. Glenn Boyce
 Faculty Representative Dr. Ron Rychlak
 Athletics Director Keith Carter
 Conference Southeastern (SEC)
 Stadium The Pavilion at Ole Miss
 Capacity 9,500
 Head Coach Yolett McPhee-McCuin
 Record at Ole Miss 115-89 (7th Season)
 Career Record 209-152 (12th season)
 2023-24 Record 24-9
 SEC Record/Finish 12-6/3rd
 Postseason NCAA Second Round
 Letterwinners Returning/Lost 8/7
 Starters Returning/Lost 3/2
 All-Time Record 939-615 (.604) - 50th Season

MEDIA SERVICES

OLE MISS ATHLETIC COMMUNICATIONS

Women's Basketball Contact:
 Communications Assistant - Emma Trainor
 Email: egtraino@go.olemiss.edu
 Cell: 479-387-4910

CREDENTIALS

Please contact the Athletics Communications office for game credentials. Requests for credentials should be emailed to egtraino@olemiss.edu, and will be limited to working members of the media. Credentials will be held at Will Call located at the media entrance on the Hill Drive side of The Pavilion at Ole Miss. Seating priority will be given to the media that cover Ole Miss basketball on a regular basis. Credentials are non-transferable and unauthorized use is strictly prohibited.

INTERVIEW POLICY

All interview requests - coaches and players - MUST be coordinated through the Athletics Communications office. During the week, head coach Yolett McPhee-McCuin and Rebel players will be available for interview before or after practice unless arranged otherwise. There will be no gameday player interviews until after the game.

POSTGAME INTERVIEWS

Coach McPhee-McCuin will address the media approximately 10 minutes after the game in the media room. Selected players will be brought into the interview room with the head coach. Visiting coach and player interviews will be coordinated through the visiting team's media relations contact.

MEDIA TIMEOUTS

Media timeouts (2:45 in length) will be taken in the following manner:

- One per quarter (First called timeout prior to the 5 min mark or the first deaball at or below the 5 min mark)
- Quarter breaks may be used as media timeout
- First called timeout in the second half becomes a media timeout.
- If it is a free throw situation, the shots will be taken following the timeout per NCAA regulations

NUMERICAL ROSTER

#	NAME	POS.	HT.	YR.-EXP.	HOMETOWN / PREVIOUS SCHOOL
0	Sira Thienou	G	6-0	Fr. / HS	Bamako, Mali / Shining Stars Academy (Va.)
1	KK Deans	G	5-8	Gr. / 1L	Greensboro, N.C. / Florida
2	Tameiya Sadler	G	5-7	Gr. / TR	Vallejo, Calif. / Colorado
3	Kennedy Todd-Williams	G	6-0	Sr. / 1L	Jacksonville, N.C. / North Carolina
7	Starr Jacobs	F	6-0	Gr. / TR	Dallas, Texas / Arkansas-Pine Bluff
9	Jite Gbemutor	F	6-2	Fr. / HS	Delta State, Nigeria / Cinkarna Celje
10	J'Adore Young	C	6-4	So. / 1L	Mauldin, S.C. / Greenville
11	Fatumata Djaló	G	5-10	Fr. / HS	Aviero, Portugal / Dr. Jaime Magalhães Lima
12	Christeen Iwuala	F	6-2	Jr. / TR	San Antonio, Texas / UCLA
13	Mariyah Noel	G	5-11	So. / 1L	Kansas City, Kansas / Bonner Springs
14	Heloisa Carrera	F	6-2	Fr. / HS	São Paulo, Brazil / IMG Academy
20	Ayanna Thompson	G	6-1	Jr. / 2L	Desoto, Texas / Desoto
24	Madison Scott	PG/F	6-2	Gr. / 4L	Indian Head, Md. / Bishop McNamara
33	Kharyssa Richardson	F	6-2	Jr. / 1L	Douglasville, Ga. / Auburn
35	Rhema Collins	F	6-2	So. / 1L	Nassau, Bahamas / The Webb School (Tenn.)

ALPHABETICAL ROSTER

#	NAME	POS.	HT.	YR.-EXP.	HOMETOWN / PREVIOUS SCHOOL
14	Heloisa Carrera	F	6-2	Fr. / HS	São Paulo, Brazil / IMG Academy
35	Rhema Collins	F	6-2	So. / 1L	Nassau, Bahamas / The Webb School (Tenn.)
1	KK Deans	G	5-8	Gr. / 1L	Greensboro, N.C. / Florida
11	Fatumata Djaló	G	5-10	Fr. / HS	Aviero, Portugal / Dr. Jaime Magalhães Lima
9	Jite Gbemutor	F	6-2	Fr. / HS	Delta State, Nigeria / Cinkarna Celje
12	Christeen Iwuala	F	6-2	Jr. / TR	San Antonio, Texas / UCLA
7	Starr Jacobs	F	6-0	Gr. / TR	Dallas, Texas / Arkansas-Pine Bluff
13	Mariyah Noel	G	5-11	So. / 1L	Kansas City, Kansas / Bonner Springs
33	Kharyssa Richardson	F	6-2	Jr. / 1L	Douglasville, Ga. / Auburn
2	Tameiya Sadler	G	5-7	Gr. / TR	Vallejo, Calif. / Colorado
24	Madison Scott	G/F	6-2	Gr. / 4L	Indian Head, Md. / Bishop McNamara
0	Sira Thienou	G	6-0	Fr. / HS	Bamako, Mali / Shining Stars Academy (Va.)
20	Ayanna Thompson	G	6-1	Jr. / 2L	Desoto, Texas / Desoto
3	Kennedy Todd-Williams	G	6-0	Sr. / 1L	Jacksonville, N.C. / North Carolina
10	J'Adore Young	C	6-4	So. / 1L	Mauldin, S.C. / Greenville

HEAD COACH

Yolett McPhee-McCuin - Seventh Year (Rhode Island, 2004)
 Record at Ole Miss: 115-89
 Career Record: 209-152

ASSISTANT COACHES

Empress Davenport - First Year (Texas, 2016)
 Kayla Gordon - Recruiting Coordinator - First Year (Jacksonville, 2018)
 Quentin Hillsman - First Year (St. Mary's (Md.), 1990)
 Joy Smith - First Year (Duke, 2010)
 Jacob Whitehead - Video Coordinator - First Year (SIU Edwardsville, 2020)

GRADUATE ASSISTANT MANAGERS

Tyler Buckner - Graduate Manager (Tennessee State, 2023)
 Cymone Goodrich - Graduate Manager (Kansas State, 2022)
 Riane Griffin - Graduate Manager (Tennessee, 2023)

PRONUNCIATION GUIDE

HELOISA CARRERA	ee-lo-isa CAH-hair-ah
RHEMA Collins	re-MUH
FATU DJALÓ	fah-TOO JAH-low
JITE GBEMUTOR	jee-TAY bem-MOORE-tore
Christeen IWUALA	ee-WALL-uh
MARIYAH Noel	MUH-rye-AH
YOLETT MCPHEE-MCCUIN	yo-LETT mack-FEE mick-CUE-in
TAMEIYA Sadler	TA-mee-ah
SIRA THIENOU	see-RAH chee-noo
AYANNA Thompson	EYE-Yanna

SUPPORT STAFF

Patrick Henry - Associate AD for Women's Basketball (Ohio, 1998)
 Michonné Gamble-Rivers - Assistant AD for Player Engagement (Rhode Island, 2008)
 Chelsea Wolf - Assistant AD for Basketball Operations (Ramapo Coll., 2009)
 Zachary Hopp - Coordinator of Scouting & Analytics (Kansas, 2021)
 Myah Taylor - Coordinator of Basketball Operations (Mississippi State, 2021)
 Monté Harris - Manager of Creative Content (Appalachian State, 2022)
 Tim Boeni - Head Strength & Conditioning Coach (Temple, 2010)
 Meredith Pendergast - Associate Director of Health and Sports Performance (Troy, 2012)

BY LOCATION

Bahamas (1)	R. Collins
Brazil (1)	Carrera
California (1)	Sadler
Georgia (1)	Richardson
Kansas (1)	Noel
Mali (1)	Thienou
Maryland (1)	Scott
Nigeria (1)	Gbemutor
Portugal (1)	Djaló
North Carolina (2)	Deans, Todd-Williams
South Carolina (1)	Young
Texas (3)	Iwuala, Jacobs, Thompson

BY CLASS

Graduates (4)	Deans, Jacobs, Sadler, Scott
Seniors (1)	Todd-Williams
Juniors (3)	Iwuala, Richardson, Thompson
Sophomores (3)	Collins, Noel, Young
Freshmen (4)	Carrera, Djaló, Gbemutor, Thienou

BY HEIGHT

6-4	Young
6-2	Carrera, Collins, Gbemutor, Iwuala, Richardson, Scott
6-1	Thompson
6-0	Jacobs, Thienou, Todd-Williams
5-11	Noel
5-10	Djaló
5-8	Deans
5-7	Sadler

BROADCAST NOTES

0

G

1

G

2

G

3

G

7

F

9

F

10

C

11

G

12

F

13

G

14

F

20

G

24

G/F

33

F

35

F



SIRA THIENOU

6-0 | Fr. | Bamako, Mali | Shining Stars Academy (Va.)

PTS	REB	AST	S	FG%	FT%
12.1	5.0	2.1	2.5	.544	.705



KK DEANS

5-8 | Gr. | Greensboro, N.C. | Florida

PTS	REB	AST	S	FG%	FT%
9.6	2.3	2.9	1.1	.398	.903



TAMEIYA SADLER

5-7 | Gr. | Vallejo, Calif. | Colorado

PTS	REB	AST	S	FG%	FT%
7.0	2.0	2.7	1.9	.365	.857



KENNEDY TODD-WILLIAMS

6-0 | Sr. | Jacksonville, N.C. | North Carolina

PTS	REB	AST	S	FG%	FT%
12.3	5.4	3.1	1.6	.377	.813



STARR JACOBS

6-0 | Gr. | Dallas, Texas | Arkansas-Pine Bluff

PTS	REB	AST	S	FG%	FT%
11.0	6.6	1.2	1.6	.605	.717



JITE GBEMUTOR

6-2 | Fr. | Delta State, Nigeria | Cinkarna Celje

PTS	REB	AST	S	FG%	FT%
0.0	0.8	0.4	0.2	.000	.000



J'ADORE YOUNG

6-4 | So. | Greenville, S.C. | Mauldin

PTS	REB	AST	S	FG%	FT%
--	--	--	--	--	--



FATUMATA DJALÓ

5-10 | Fr. | Aviero, Portugal | Dr. Jaime Magalhães Lima

PTS	REB	AST	S	FG%	FT%
0.2	0.1	0.3	0.4	.143	.000



CHRISTEEN IWUALA

6-2 | Jr. | San Antonio, Texas | UCLA

PTS	REB	AST	S	FG%	FT%
6.2	3.8	0.3	0.4	.678	.500



MARIYAH NOEL

5-11 | So. | Kansas City, Kan. | Bonner Springs

PTS	REB	AST	S	FG%	FT%
2.5	0.9	0.3	0.2	.379	1.000



HELOISA CARRERA

6-2 | Fr. | São Paulo, Brazil | IMG Academy

PTS	REB	AST	S	FG%	FT%
1.4	0.7	0.6	0.3	.625	.000



AYANNA THOMPSON

6-1 | Jr. | Desoto, Texas | Desoto

PTS	REB	AST	S	FG%	FT%
3.1	1.1	0.9	0.9	.308	.571



MADISON SCOTT

6-2 | Gr. | Indian Head, Ind. | Bishop McNamara

PTS	REB	AST	S	FG%	FT%
10.6	5.2	3.9	1.1	.468	.535



KHARYSSA RICHARDSON

6-2 | Jr. | Douglasville, Ga. | Auburn

PTS	REB	AST	S	FG%	FT%
4.2	2.1	0.3	0.3	.375	.750



RHEMA COLLINS

6-2 | So. | Nassau, Bahamas | The Webb School (Tenn.)

PTS	REB	AST	S	FG%	FT%
3.1	2.1	0.3	0.7	.500	.632

LAST GAME: Eight points, three rebounds, two assists, two steals
NOTES: SEC Freshman of the Week (Nov. 26, Dec. 17) ... Standout at Shining Stars Sports Academy in Petersburg, Va. ... Appeared in the 2023 FIBA U19 Women's Basketball World Cup, leading Mali to a fifth place finish ... Attended the NBA Academy Women's Program ... Rated as a four-star recruit by Prospects Nation.

LAST GAME: Thirteen points, two rebounds, two assists
NOTES: John R. Wooden Award Preseason Top 50 Watch List ... Started in six games for the Rebels prior to suffering a season ending knee injury ... Recorded double-figures in scoring in three games ... Graduate transfer from Florida ... Led the Gators in points (14.1 PPG) ... Spent three seasons at West Virginia.

LAST GAME: Six points, two rebounds, one assist
NOTES: Spent three seasons at Colorado, appearing in 94 games and making 26 starts ... Averaged 5.2 points per game for the Buffaloes ... Dished out an average of 1.5 dimes per game for CU ... Began her collegiate career at Washington, playing her freshman season for the Huskies ... Ranked second on the team with 10.4 points per game.

LAST GAME: Eleven points, eight rebounds, four assists, two steals and a block
NOTES: Appeared in all 33 games, starting in 25 ... Averaged 10.6 ppg, 4.9 rpg and 1.3 spg ... Dished out a personal season-best 77 assists ... Totaled double-digits in scoring in 21 games ... Transferred to Ole Miss following three seasons at North Carolina ... Second Team All-ACC in 2022-23 ... Carried UNC from deep with 52 made three's.

LAST GAME: Double-double with season-highs in points (21) and rebounds (12), three assists, two steals and a block
NOTES: Sat out the 2023-24 season at UAPB ... Spent two seasons with the Lady Mavs, playing in 59 games and starting in all but one ... Became the first player in school history to surpass 1,000 career points in two seasons ... Named the WAC Player of the Year as a redshirt senior, also earned WAC All-Defensive team and First Team All-WAC accolades.

LAST GAME: --
NOTES: Played for the Slovenian national team at the 2022 FIBA U18 European Championships in Bulgaria where her country went on to claim the title ... Appeared in the 2023 FIBA U18 European Championships in Romania ... Spent time in the Women's Adriatic League playing for Cinkarna Celje ... Named as the WABA Youth Player of the Year in 2022.

LAST GAME: --
NOTES: Redshirting this season ... Sat out the majority of non-conference due to injury, appeared off the bench in seven games for the Rebels ... Rejected a career-best two shots at Kentucky ... Scored a career-high five points against Georgia ... Snagged a season-best four rebounds twice.

LAST GAME: --
NOTES: Spent time with Portugal on the national circuit ... At the 2023 U18 Women's European Championships, averaged 11.4 points per game over seven contests ... At the U20 Women's Eurobasket Championships in 2024 in Lithuania, led Portugal with a team best 10.0 points per game.

LAST GAME: Eleven points on 5-for-5 shooting, three rebounds, one assist and a block
NOTES: Appeared in 68 games over two seasons at UCLA, making two starts ... Averaged 3.3 points, 3.2 rebounds, and shot 47.5% from the field for the Bruins ... Matched a career-best 10 points in three games as a sophomore ... Totaled a 120 rebounds in her first collegiate season.

LAST GAME: --
NOTES: Appeared in 20 games for Ole Miss off the bench ... Tallied a career-high seven points against Alcorn State, going 3-of-5 from the field ... Grabbed a career-best five rebounds against the Lady Braves ... Notched career-highs in blocks and steals against Mississippi Valley State with two each ... Averaged 7.7 minutes per game.

LAST GAME: --
NOTES: Prepped at IMG Academy out of Bradenton, Fla ... Represented Brazil at the 2023 FIBA Women's Basketball U19 World Cup in Spain ... Averaged 4.3 rebounds per game at the tournament over seven appearances.

LAST GAME: Two rebounds in five minutes of action
NOTES: Appeared in 29 games, making one start in 2023-24 ... Snagged a career-high three steals in the opening round of the NCAA Tournament against Marquette ... Averaged 8.7 minutes per game ... Came off the bench in 30 games as a freshman ... Snagged a career-high eight rebounds against Alabama A&M.

LAST GAME: Eight points, seven rebounds, team-leading five assists, one block
NOTES: Preseason First Team All-SEC (Coaches) ... Preseason Second Team All-SEC (Media) ... Cheryl Miller Award Top-20 Watchlist ... John R. Wooden Award Preseason Top 50 Watch List ... Jersey Mike's Naismith Trophy Women's College Player of the Year Watch List ... 2023-24 First Team All-SEC, SEC All Defensive Team.

LAST GAME: One rebound in two minutes off the bench
NOTES: Played in all 33 games, making six starts ... Averaged 5.8 ppg and 3.1 rpg while shooting 44.0% from the field ... Career-high 21 points against Tennessee ... Five games in double-digit scoring ... Spent one season at Auburn prior to transferring to Ole Miss ... Played in 28 games for the Tigers, starting in all but one.

LAST GAME: --
NOTES: Second Bahamian to play under McPhee-McCuin at Ole Miss ... Missed the first seven games of the season due to injury ... Appeared in 11 games off the bench for the Rebels ... Snagged a career-high four rebounds against Alcorn State and at Kentuck ... Averaged 5.0 minutes per game.

yolett

MCPHEE-MCCUIN

Head Coach • 7th Season

@YolettMcCuin

@yoweezy15

Head coach Yolett McPhee-McCuin has elevated Ole Miss women's basketball back into the national spotlight throughout her six seasons in Oxford. McPhee-McCuin keeps building upon success each season at the helm of the Rebels, leading Ole Miss to a program record 12 SEC wins in 2023-24 as well as the school's third straight NCAA Tournament appearance for its 20th overall.

Along with guiding the Rebels to a program best in conference wins, McPhee-McCuin picked up her 100th win at the helm of Ole Miss during the 2023-24 season to become the second coach in program history to achieve the feat.

Bringing the Rebels back to her home country of the Bahamas, McPhee-McCuin and the Rebels clinched their second tournament victory as the Rebels went on to win three games in three days to claim the 2023 Battle4Atlantis Championship. Two Rebels earned a spot on the all-tournament team in Marquesha Davis and Madison Scott, with Scott taking home Most Valuable Player Honors.

The duo of Davis and Scott continued to excel throughout the conference season, with the pair becoming the first Rebels to both earn First Team All-SEC accolades in the same season since 1989.

McPhee-McCuin's signature defense also led the Rebels to break multiple program records, including Ole Miss shattering a single-season best of 190 blocks. Holding 11 opponents to under 50 points also set a school record in a single season.

In the First Round of the 2024 NCAA Tournament, McPhee-McCuin picked up her third tournament victory as a head coach as the Rebels marched past Marquette.

The 2022-23 campaign generated plenty of noise in leading the Rebels to its 19th NCAA Tournament appearance and shook up the country in advancing to its 11th Sweet 16 in program history.

Cultivating a roster through the use of the transfer portal and with Rebel returners, McPhee-McCuin guided a team with seven newcomers to its second-straight NCAA Tournament appearance for the first time since the 2004 & 2005 seasons. Reaching 20-wins also hit another milestone for Ole Miss, reaching the 20-win mark in back-to-back seasons for the only time since 1993-94 & 1994-95.

After reaching an 11-2 mark through its non-conference slate, Ole Miss hit the ground running at the start of SEC play by rattling off five consecutive victories to begin 5-0. One of these first five wins included the Rebels' first win over Mississippi State in Starkville since 2004. The Rebels kept their momentum rolling against the Bulldogs in Oxford, completing the first regular season sweep over MSU since 2004.

This Rebel squad came together in multiple ways when facing adversity, including engineering the best comeback in

program history after facing a 19-point deficit at halftime at Arkansas. Defensively, Ole Miss clamped down on the Razorbacks to erase the Arkansas lead and force overtime. From then on, it was all Ole Miss to complete the comeback and take down Arkansas, 76-73. Not only was it the largest comeback in program history, but the third biggest between two SEC teams and ranks ninth in the NCAA record book.

The wins continued to come, with Ole Miss earning 11 SEC victories to tie a program record and seal its second-straight fourth place finish. The 11 victories were the most for the Rebels since the conference went to the 16-game SEC schedule. Following an appearance in the SEC Tournament Semifinals, the Rebels heard their name called on Selection Sunday as an eight seed to reach the program's 19th NCAA Tournament appearance.

A dominant First-Round, 71-48 victory over No. 8 Gonzaga highlighted by its trademark defense kept the Bulldogs at bay with a program-lowest in points allowed in an NCAA Tournament game. Going up against No. 1 Stanford in the Second-Round, Ole Miss took control of the Cardinal in a game in which they never trailed to knock off the top-seeded host team, 54-49 to reach the Rebels' 11th Sweet 16. The Rebels became the first team since 2009 to halt a No. 1 seed from advancing to the third round.

Development has been a key theme for McPhee-McCuin, by molding transfer Angel Baker into a First Team All-SEC point guard and a WBCA Honorable Mention All-American. In her third year with Madison Scott, the 2021 SEC Freshman of the Year, elevated her game to earn Second Team All-SEC and All Defensive Team honors for 2023.

McPhee-McCuin wrapped up her fourth season in Oxford in 2021-22 with revitalized energy surrounding the Ole Miss women's basketball program, leading the Rebels to their 18th NCAA Tournament appearance and their first in 15 seasons with one of the most tenacious defenses in the country.

The 2021-22 campaign was one to be remembered, as McPhee-McCuin raised the bar with the expectation of the NCAA Tournament or bust from the get-go, Ole Miss rose to the occasion, accomplishing just that. Following a season-opening loss, the Rebels responded by rattling off 13 straight wins for the third-longest winning streak in program history on the way to a 23-win season.

Following its second-ranked win of the season at No. 23 Kentucky and fourth-straight in SEC play, the Rebels saw themselves slotted in the AP Poll on Jan. 24 at No. 24 for the program's first ranking in 15 years. Defensively, Ole Miss shattered program records with a season-high 142 blocks and held a record 10 opponents under 50 points, for the most in a single season.

Once SEC play hit, the Rebels did not cool off, picking up 10 conference wins for the second time in Ole Miss history. A 10-6 conference record pushed the Rebels into a fourth-

THE MCPHEE-MCCUIN FILE	
HOMETOWN	FREEPORT, BAHAMAS
ALMA MATER	RHODE ISLAND (2004)
CAREER RECORD	209-152 (.579)

YEAR-BY-YEAR RECORD				
Year	School	W-L	Conf.	Postseason
2024-25	Ole Miss	12-5	3-2	--
2023-24	Ole Miss	24-9	12-4	NCAA Second Round
2022-23	Ole Miss	25-9	11-5	NCAA Sweet 16
2021-22	Ole Miss	23-9	10-6	NCAA First Round
2020-21	Ole Miss	15-12	4-10	WNIT Runners-Up
2019-20	Ole Miss	7-23	0-16	--
2018-19	Ole Miss	9-22	3-13	--
2017-18	Jacksonville	24-9	12-2	WNIT
2016-17	Jacksonville	23-9	11-3	WNIT
2015-16	Jacksonville	22-11	11-3	NCAA First Round
2014-15	Jacksonville	12-17	6-8	--
2013-14	Jacksonville	13-17	10-8	--
TOTAL	12 Seasons	209-152	91-81	

COACHING CAREER		
Year	School	Position
2019-Pres.	Ole Miss	Head Coach
2014-18	Jacksonville	Head Coach
2011-13	Clemson	Asst. Coach/Recruiting Coord.
2009-10	Pittsburgh	Assistant Coach
2008	Portland	Asst. Coach/Recruiting Coord.
2006-07	Ark.-Pine Bluff	Asst. Coach/Recruiting Coord.
2005	Frank Phillips College (Texas)	Assistant Coach

place SEC finish for its best since 1994. With a double bye secured for the SEC Tournament in Nashville, Ole Miss knocked off No. 23 Florida to advance to its ninth semifinal appearance and first since 1993 before ultimately falling to top-seeded South Carolina. Just a little over a week later, jubilation occurred with Ole Miss seeing its name called on Selection Sunday for the first time since 2007 as a seven seed.

Under her tutelage, Shakira Austin earned First Team All-SEC honors for the second straight season, and garnered national acclaim as one of the best centers throughout Division I hoops. Bringing in transfer guard Angel Baker from Wright State proved to be key, as she went on to be named the SEC's Sixth-Woman of the Year, for the first in Ole Miss history.

McPhee-McCuin made history of her own after the 2021-22 campaign, becoming the first woman in Bahamian history to coach at the men's national level. She served as an assistant with the Bahamas Men's Senior National Team during World Cup qualifiers.

Ole Miss bounced back from an 0-16 SEC season in 2019-20 to a 15-12 (4-10 SEC) campaign in 2020-21 that saw the Rebels come dangerously close to crashing the Big Dance. The Rebels knocked off three top-25 teams in the span of a month -- including a season-sweep of nationally ranked Kentucky and a momentous upset of No. 13 Arkansas in the First Round of the SEC Tournament to mark the first SEC Quarterfinal appearance for Ole Miss since 2010. The Rebels nearly knocked off No. 14 Tennessee in that quarterfinal, which would have marked the first SEC Semifinal appearance since 1993 and likely would have pushed the Rebels into the NCAA Tournament.



The Rebels were on the outside looking in on the Big Dance despite ending the regular season with a NET of 43, five NET top 100 wins, four NET top-50 wins, and a brutal final stretch that included going 4-4 in their last eight games against an average NET of 16.8. But Coach Yo and Ole Miss took that chip on their shoulder into the WNIT with a fury, advancing all the way to the championship game after playing superb team basketball -- the deepest postseason run in program history regardless of tournament. Ole Miss fell to a dominant Rice squad in that title game, but that could do little to dampen the spirits of a program with its sights set on even higher bars in the years to come.

Much of the success for the Rebels in 2020-21 came in the form of Honorable Mention All-American and First-Team All-SEC member Shakira Austin, who immediately asserted herself as one of the most feared players in the SEC and the nation after transferring to Ole Miss from Maryland in the offseason. Austin was the first First-Team selection for Ole Miss since 2014-15 and ended up on the Lisa Leslie Top-10 list, but she wasn't alone. Ole Miss' highly-touted top-ranked recruiting class from 2019 lived up to the hype in their first season, with Madison Scott earning SEC Freshman of the Year honors and Snudda Collins being named alongside her on the SEC All-Freshman team.

The swift turnaround is even more impressive when taking stock of where the Rebels were when she took over. Coach Yo took the reigns of a Rebel program her first year in 2018-19 that had just four returners and willed it to outperform all the preseason polls that had picked Ole Miss unanimously to finish last. The Rebels improved their SEC win total by two games from the year before, winning three conference contests -- one of which was a thrilling 55-49 win at No. 16 Kentucky on Jan. 13, 2019. The win was the first over a ranked team on the road for Ole Miss since 2011 and the first win in general in Lexington since 2007.

McPhee-McCuin also mentored graduate transfer Crystal Allen, who in her lone season donning a Rebel jersey became one of the most electrifying players in the SEC. Allen finished the season third in the conference at 18.3 PPG and was named second-team All-SEC -- the first Rebel to earn All-SEC honors since 2014-15.

She followed that up by signing the SEC's top-ranked recruiting class in 2019-20, which included two five-star signees and the first McDonald's All-American in Ole Miss women's basketball history in Madison Scott.

Coach Yo was named the Rebels' ninth head coach on April 4, 2018, the first black female head coach in Ole Miss women's basketball history.

McPhee-McCuin spent the previous five seasons transforming Jacksonville into a perennial power in the Atlantic Sun Conference. During her tenure as head coach, McPhee-McCuin led the Dolphins to a 94-63 record (50-24 in ASUN play) and postseason appearances in each of her last three seasons.

McPhee-McCuin, who has also served as the national team head coach for her native Bahamas, took over a program at Jacksonville that had only won 20 or more games in a season twice in its entire history and proceeded to march the Dolphins to three-straight 20-win campaigns in her final three years.

In 2015-16, McPhee-McCuin and the Dolphins made history, capturing the program's first ASUN Tournament title and NCAA Tournament berth with an upset in the conference championship game over two-time defending champion Florida Gulf Coast. The victory snapped FGCU's seven-year, 71-game home streak against ASUN opponents and boosted Jacksonville to a 22-11 record.

McPhee-McCuin's team followed that up with two more 20-win seasons and the first two WNIT appearances in JU history in 2016-17 (23-9, 11-3 ASUN) and 2017-18 (24-9, 12-2) with the final season seeing the Dolphins break the school record for single-season wins. In 2016-17, Jacksonville was the lone ASUN program to receive votes in the USA Today Coaches Poll and earned the first WNIT at-large ever given to an ASUN team.

Prior to her time at Jacksonville, McPhee-McCuin was an assistant at Clemson from 2011-13, where she was recognized as one of the top assistants in the nation by National Women's Basketball Insider. While with the Tigers, McPhee-McCuin solidified her reputation as one of the best

recruiters in the country, spearheading the No. 16 class in the nation in her final year at Clemson, which included five McDonald's All-America nominees.

Before her stint at Clemson, McPhee-McCuin was on staff at Pittsburgh for two seasons in 2009 and 2010. She was part of a pair of postseason appearances with the Panthers, who rose to No. 14 in the national rankings and advanced to a Sweet 16.

Her coaching career also includes stops at Portland, Frank Phillips College, and Arkansas-Pine Bluff, where she earned her master's degree in physical education with a perfect 4.0 GPA as a student-athlete.

McPhee-McCuin received her bachelor's in business management and administration from Rhode Island in 2004, playing in 56 games over her junior and senior years at URI and helping the Rams advance to the 2003 A-10 title game. She played her first two seasons at Miami-Dade Community College.

McPhee-McCuin was the first Bahamian woman to sign a Division I letter of intent to play basketball, becoming a trailblazer in the process for other aspiring athletes from her home country. She is the first Bahamian woman to coach at a Division I program and was the first black female head coach at Jacksonville.

McPhee-McCuin is also part of two Halls of Fame across both her playing and coaching career. In 2016, she was inducted into the Bahamian Athletic Hall of Fame alongside Buddy Hield (of the NBA's Sacramento Kings) and Jonquel Jones (of the WNBA's Connecticut Sun). In 2013, she was inducted into the New England Basketball Hall of Fame and was one of 10 recipients of the Pathfinder Award for their distinguished achievement outside of New England.

Born April 30, 1982, the former Yolett McPhee and her husband, Kelly McCuin, have two daughters: Yasmine and Yuri.

SERIES NOTES

OLE MISS VS. MISSISSIPPI STATE

Sunday's matchup marks the 107th edition of the fabled rivalry between Ole Miss and Mississippi State. The Rebels hold a commanding lead over the Bulldogs in the series with a 67-39 record. The rivals' have played the most games against each other in their history, and is the only series for both teams north of 100 matchups.

The Rebels have a 26-23 record in Starkville against the Bulldogs, while head coach Yolett McPhee-McCuin is 4-7 in the series. Ole Miss dominated the early days of the rivalry, winning 48 of the first 50 matches against Mississippi State, including a 33-game win streak from 1982 through 1997. Mississippi State went on a nearly 10-year winning streak against Ole Miss, before Ole Miss snapped it in 2022. The Rebels have won four of the last six matchups in its wake.

The Rebels and Bulldogs split the series last season. Ole Miss claimed victory in the second game of the season, a 75-71 nailbiter in overtime. Madison Scott scored 20 points to lead the team, while Kennedy Todd-Williams and Rita Igboke each recorded a double-double.

There have been some historical feats against the Bulldogs, including in 1985 when the Rebels dished out 35 assists, the most in a single game in program history. Individual Rebels have had legacy-defining performances against the Bulldogs, including Sandra Wells dropping a then program record 13 assists in 1978, Armintie Price hauling in 20 rebounds in 2006 and Bianca Thomas draining seven triples in 2009.

SCOUTING THE BULLDOGS

Sam Purcell is in his third season as head coach of the Mississippi State women's basketball program.

FINAL 2023-24 REGULAR SEASON SEC STANDINGS

School	SEC	Pct.	All	Pct.
South Carolina	16-0	1.000	38-0	1.000
LSU	13-3	.813	31-6	0.838
Ole Miss	12-4	0.750	24-9	0.727
Alabama	10-6	0.625	24-10	0.706
Tennessee	10-6	0.625	20-13	0.606
Vanderbilt	9-7	0.563	23-10	0.697
Mississippi State	8-8	0.500	23-12	0.657
Auburn	8-8	0.500	20-12	0.625
Texas A&M	6-10	0.375	19-13	0.594
Arkansas	6-10	0.375	18-15	0.545
Florida	5-11	0.313	16-16	0.500
Kentucky	4-12	0.250	12-20	0.375
Georgia	3-13	0.188	12-18	0.400
Missouri	2-14	0.125	11-19	0.367

He's led the Bulldogs to a 60-27 record in his tenure, and are 15-4 overall entering Sunday's contest. The Bulldogs are coming off an 86-73 loss to Tennessee.

Mississippi State boasts the 16th-best field goal percentage in the nation, shooting 47.3% through 19 games. It also takes after Ole Miss in the rebounding category, holding the 15th-widest turnover margin in the country at 9.5.

Madina Okot is the catalyst behind the Bulldogs' high efficiency and peak rebounding, as she leads the SEC in shooting percentage and is averaging 8.9 rebounds per game. Her 67.8% shooting is good for second in the nation, and is tops among Power Four conference players. The 6-foot-6 center hauled in 17 rebounds against Memphis for the most by any Bulldog this season. Her efficiency and rebounding have allowed her to record six double-doubles so far this season.

Mississippi State also possesses one of the most prolific active scorers in the SEC in Jerkaila Jordan. The graduate has dropped over 2,100 points in her career, which ranks third among active SEC players. The 2024 All-SEC Second Team member has a season-high 25 points, as well as 15-rebound game against Belmont. She holds the second-most steals, seventh-most rebounds and the 10th-most blocks among active SEC players.

TEAM NOTES

LAST TIME OUT

Ole Miss and freshman Sira Thienou overpowered Florida, 94-69, as the Rebels showcased their most complete outing of the season on Thursday night at the SJB Pavilion.

The Rebels' 94 points is tied for the most by the team this season. It marks the most against an SEC opponent in the head coach Yolett McPhee-McCuin era, and the most by a Rebel team versus a conference foe since scoring 95 points against Arkansas on March 2, 2006.

It's also the second-most points Ole Miss has scored against Florida in the series history, the only game with more points was in the very first meeting between the two teams in 1979 when the Rebels scored 101.

Ole Miss' victory marked seven in a row for the Rebels in the series, one win shy of tying the longest winning streak in the series. The 25-point victory is Ole Miss' widest margin of victory against Florida in the two team's series history.

STATS STACK UP



80.1	◀	POINTS PER GAME	▶	77.6
46.1		FG%	▶	47.3
32.2		3FG%	▶	33.2
71.6	◀	FT%		70.7
39.1		REBOUNDS PER GAME	▶	41.5
18.2	◀	ASSISTS PER GAME		16.7
5.1	◀	BLOCKS PER GAME		4.6
12.5	◀	STEALS PER GAME		8.1
52.4	◀	SCORING DEFENSE		60.2
38.1		FG% DEFENSE	▶	35.9
30.0		3FG% DEFENSE	▶	29.9
+9.2		REBOUND MARGIN	▶	+9.5
1.4	◀	AST-TO RATIO		1.0

PRESEASON NODS AND SEASON HONORS

KK DEANS

- John R. Wooden Award Preseason Top 50 Watch List

MADISON SCOTT

- First Team All-SEC (Coaches)
- Second Team All-SEC (Media)
- Jersey Mike's Naismith Trophy Women's College Player of the Year Watch List
- Cheryl Miller Award Preseason Watch List
- John R. Wooden Award Preseason Top 50 Watch List

RANKED WINS UNDER MCPHEE-MCCUIN (10)

Date	Opp.	Score
01-13-19	at No. 16 Kentucky	W, 55-49
02-04-21	No. 15 KENTUCKY	W, 72-60
02-28-21	at No. 19 Kentucky	W, 73-68
03-04-21	vs. No. 13 Arkansas	W, 69-60
12-21-21	vs. No. 18 South Florida	W, 61-53
01-23-22	at No. 23 Kentucky	W, 63-54
03-04-22	vs. No. 23 Florida	W, 70-60
01-29-23	at No. 24 Arkansas	W, 76-73 (OT)
03-17-23	vs. No. 19 Gonzaga	W, 71-48
03-19-23	vs. No. 5 Stanford	W, 54-49

GAMES HOLDING OPP. UNDER 50 POINTS		
Season	Total Games	Opp. Under 50 Points
2024-25	17	8
2023-24	33	11
2022-23	34	8
2021-22	32	10
2020-21	27	5
2019-20	30	1
2018-19	31	3
2017-18	31	4
2016-17	31	5
2015-16	30	4
2014-15	33	4
2013-14	32	0
2012-13	29	2
2011-12	30	3
2010-11	29	0
2009-10	32	4
2008-09	33	7
2007-08	29	2
2006-07	35	7
2005-06	31	2
2004-05	29	1
2003-04	31	1
2002-03	28	3
2001-02	28	2
2000-01	30	4
1999-00	28	2
1998-99	28	0
1997-98	31	2
1996-97	27	1
1995-96	29	2
1994-95	29	6
1993-94	33	6
1992-93	29	3
1991-92	23	3
1990-91	29	6
1989-90	32	5
1988-89	31	2
1987-88	31	3
1986-87	30	0
1985-86	31	5
1984-85	32	3
1983-84	30	3
1982-83	32	3
1981-82	32	3
1980-81	26	1
1979-80	37	0
1978-79	40	1
1977-78	40	2
1976-77	28	2
1975-76	26	5
1974-75	22	0

IN OUR DEFENSE

It's well known that Ole Miss aims to dictate and disrupt, a goal the Rebel defense has accomplished so far.

In scoring defense, the Rebels sit at No. 6 in the nation and No. 1 in the SEC, holding opponents to just 52.4 points per game. Through seventeen games in the 2024-25 season, Ole Miss has forced eight teams to score fewer than 50 points.

The next best defense in the SEC is South Carolina who sits all the way down at No. 16, allowing an average of 54.8 points per game.

WE SCORE TOO!

Offensively, the Rebels are averaging 80.1 points per game, finding themselves sitting in the top-25 nationally in scoring offense.

The Rebels scored 90-plus points four times so far, with its highest-scoring outings against South Alabama and Florida. Ole Miss' 94 points in both games is the most by a Rebel team since Nov. 14, 2021, and is the third-most points scored under McPhee-McCuin. 94 points against the Gators also marks the most against an SEC opponent in the Coach Yo era, and the most by a Rebel team versus a conference foe since scoring 95 points against Arkansas on March 2, 2006.

The nonconference schedule also saw the first time under McPhee-McCuin that Ole Miss has registered at least three games with 90-plus points, and the first time since 2017-18.

The Rebels have now reached the 80-point plateau ten times this season, officially the first time a team under Coach Yo that has earned that many games over 80. It's the most by a Rebel squad since the 2009-10 season, when the team also had 10 games over 80.

FRESHMAN PHENOM

True freshman guard Sira Thienou has wasted little time making her mark as an Ole Miss Rebel as the Bamako, Mali, native has been tabbed SEC Freshman of the Week twice this season, on Nov. 26 and Dec. 17. These recognitions mark the first such honors of her young career and the first awards of its type for an Ole Miss player since Madison Scott earned the same accolade six times as a true freshman during the 2020-21 season.

HOME SWEET HOME			
Category	Home	Road	Neutral
Scoring	85.9	71.0	72.7
Scoring Defense	46.6	57.0	65.3
Scoring Margin	+39.3	+14.0	+7.3
FG%	49.8	43.8	37.6
3PT%	32.8	33.8	28.8
FT%	74.4	67.5	66.0
Opp. FG%	33.9	43.0	45.2
Opp. 3PT%	29.0	41.9	18.8
Rebounds	41.5	33.3	39.3
Reb. Margin	+14.6	+0.5	+2.7
Assists	22.3	12.0	13.0
Steals	12.7	12.8	11.7
Blocks	6.2	3.5	3.7
Turnovers	13.6	13.0	13.3
Turnovers Forced	24.3	22.8	21.7

REBEL WINS VS. AP TOP-10 (30)			
Date	Opp.	OM Rank	Score
03-19-23	#5 Stanford	NR	54-49
01-21-16	#9 Kentucky	NR	73-65
01-24-10	#8 Georgia	NR	66-65
03-25-07	#9 Oklahoma	NR	90-82
03-20-07	#6 Maryland	NR	89-78
01-11-07	#5 LSU	NR	77-74
02-14-05	#7 Rutgers	NR	67-57
02-04-96	#3 Tennessee	20	78-72
01-24-96	#5 Vanderbilt	23	72-53
03-06-93	#5 Auburn	NR	69-55
03-26-92	#9 Penn State	5	75-72
01-18-92	#2 Tennessee	10	80-78 (OT)
03-17-90	#5 UNLV	NR	66-62
01-20-90	#5 Georgia	NR	68-65
03-04-89	#8 Georgia	12	78-69
12-12-88	#10 Texas	6	88-67
02-04-87	#9 LSU	7	84-67
01-31-87	#3 Tennessee	8	69-65
03-20-86	#7 Auburn	11	56-55 (OT)
02-05-86	#10 Tennessee	8	68-54
02-13-85	#9 Auburn	8	66-65
02-15-84	#6 Tennessee	7	67-65
02-11-84	#9 LSU	8	79-65
01-14-84	#6 LSU	9	78-77
01-12-80	#2 Stephen F. Austin	NR	79-68
12-14-78	#5 Stephen F. Austin	18	71-66
02-25-78	#5 Delta State	NR	73-72
01-28-77	#1 Delta State	NR	73-72
01-18-77	#8 Mississippi College	NR	82-81
12-03-76	#6 Mercer	NR	91-53

Thienou had a seven-game double-digit scoring streak between Dec. 8 to Jan. 9, solidifying herself as the only Rebel freshman to achieve this feat since Valencia McFarland in 2010-11.

TURNOVERS ON TURNOVERS

Ole Miss' defense remains its strung suit, forcing all but one of its seventeen opponents this year to make 15+ turnovers. On average, the Rebels are forcing their opponents to lose the ball 23.5 times

OLE MISS IN WINS VS. LOSSES		
Category	Wins	Losses
Scoring	86.5	64.6
Scoring Defense	44.8	70.6
Scoring Margin	+41.8	-6.0
FG%	50.8	35.1
3PT%	33.5	29.3
FT%	71.0	73.6
Opp. FG%	33.5	48.1
Opp. 3PT%	26.0	37.8
Rebounds	40.3	36.4
Reb. Margin	+14.0	-2.4
Assists	21.3	11.0
Steals	13.3	10.8
Blocks	6.0	3.0
Turnovers	13.3	13.6
Turnovers Forced	25.3	19.2

AP TOP-25 • JAN. 13

Rank	Team (1st-Place)	W-L	Points	Last
1	UCLA (29)	16-0	773	1
2	South Carolina	16-1	740	2
3	Notre Dame (2)	14-2	710	3
4	Southern California	16-1	680	4
5	LSU	18-0	625	6
6	UConn	15-2	599	7
7	Texas	16-2	580	5
8	Maryland	15-1	556	8
9	Ohio State	16-0	553	9
10	TCU	17-1	501	11
11	Kansas State	17-1	492	12
12	Kentucky	15-1	428	15
13	Oklahoma	14-3	383	10
14	North Carolina	15-3	360	19
15	Tennessee	14-2	327	16
16	Duke	13-4	313	14
17	Georgia Tech	15-2	248	13
18	California	16-2	240	24
19	Alabama	16-2	235	18
20	West Virginia	13-3	178	17
21	North Carolina State	12-4	131	21
22	Michigan State	13-3	117	20
23	Utah	13-3	91	22
T24	Minnesota	16-1	45	NR
T24	Oklahoma State	14-2	45	NR

Others receiving votes: Michigan 43, Mississippi St. 22, Indiana 14, Creighton 12, Nebraska 11, Baylor 8, Louisville 5, Harvard 3, **Ole Miss 3**, Florida St. 2, Iowa 1, Vanderbilt 1

USA TODAY/WBCA COACHES TOP-25 • JAN. 14

Rank	Team (1st-Place)	W-L	Points	Last
1	UCLA (30)	16-0	750	1
2	South Carolina	16-1	717	2
3	Notre Dame	14-2	679	3
4	LSU	19-0	654	4
5	USC	16-1	643	5
6	UConn	15-2	565	8
7	Texas	16-2	557	6
8	Ohio State	16-0	535	9
9	Maryland	15-1	533	7
10	Kansas State	17-1	488	10
11	TCU	17-1	465	12
12	Kentucky	15-1	386	16
13	Oklahoma	14-3	376	11
14	North Carolina	15-3	349	18
15	Tennessee	14-2	320	15
16	Duke	13-4	297	14
17	Georgia Tech	15-2	237	13
18	California	16-2	212	25
19	Alabama	16-2	188	19
20	West Virginia	13-3	186	17
21	NC State	12-4	165	19
22	Michigan State	13-3	108	21
23	Utah	13-3	92	22
24	Baylor	14-3	68	NR
25	Minnesota	16-1	49	NR

Others receiving votes: Oklahoma State 23; South Dakota State 20; Nebraska 20; Creighton 18; Florida State 17; Mississippi State 10; **Ole Miss 8**; Iowa 8; Louisville 3; Michigan 2; FGCU 2

a game, ranking 13th in the nation and third in the SEC.

Ole Miss turned defense into offense all night versus Alabama State, scoring a season-high 42 points off of the Lady Hornet's 33 turnovers. Kicking off conference play with a bang, the Rebels scored 37 points off of Auburn's season-high 29 turnovers. Matching both season-highs against Florida, Ole Miss scored 42 points off of 29 forced turnovers.

ROBBIN' THE BANK

The Rebels like to keep their opponents on their toes, as Ole Miss is nationally known for forcing lost balls. Earning at least 10 steals in fourteen games this season, the Rebels rank No. 3 in the SEC and No. 14 in the country for steals with an average of 12.5 per game.

Twice this year, Ole Miss secured season-highs of 20 steals against Jackson State and Alabama State, with 12 Rebels contributing to the cause in the latter contest. Prior to this season, the last time an Ole Miss team tallied 20+ steals was Dec. 28, 2016, where the Rebels grabbed 24 against Mississippi Valley State.

WE AIN'T SCARED

Yolett McPhee-McCuin values the importance of playing top-tier opponents in non-conference play and it shows in the NCAA's NET Rankings.

Consistently sitting in the Top 25 in the NET Rankings, the Rebels came in at No. 15 in the latest update. This marks the third highest in program history, the best being when Ole Miss was notched at No. 13 on Jan. 2 and 3 of this year.

139 GAMES AND COUNTING...

One of the most acclaimed Rebels in program history has met another milestone marker, as Madison Scott has officially entered the top-2 in most games played at Ole Miss.

Competing in 139 games and counting in a Rebel jersey, the graduate student is just 6 games away from surpassing Peggie Gillom, who played in 144 games, for most at Ole Miss.

Along with Scott, Kennedy Todd-Williams has competed in 139 career games, seeing action in 50 games at Ole Miss and 89 with her past team, North Carolina.

ARE YOU SIRAious?!

Against Florida, Thienou strung together an

TIME LED REGULAR SEASON (BY PERCENTAGE)

Opponent	Led	Trailed	Tied	% Led
vs. USC	05:01	31:00	03:59	.125
Ark.-Pine Bluff	39:31	00:00	00:29	.988
at Delaware St.	37:34	00:46	01:40	.939
Jackson St.	39:11	00:00	00:49	.980
vs. BC	38:03	01:25	00:32	.951
vs. UConn	00:00	39:12	00:48	.000
Alabama St.	39:37	00:00	00:23	.990
at NC State	00:00	39:27	00:33	.000
Tennessee St.	39:00	00:00	01:00	.975
South Alabama	37:12	01:07	01:41	.930
MVSU	39:41	00:00	00:19	.992
Alcorn St.	39:42	00:00	00:18	.993
at Auburn	36:59	01:19	01:42	.925
at Texas A&M	34:45	02:50	02:25	.869
Vanderbilt	39:24	00:00	00:36	.985
Alabama	14:55	23:07	01:58	.373
Florida	35:36	01:09	03:15	.890
at Mississippi St.	-	-	-	-
Texas	-	-	-	-
at Georgia	-	-	-	-
at Vanderbilt	-	-	-	-
Oklahoma	-	-	-	-
Kentucky	-	-	-	-
at Arkansas	-	-	-	-
at Tennessee	-	-	-	-
Missouri	-	-	-	-
South Carolina	-	-	-	-
at LSU	-	-	-	-
TOTAL	516:11	141:22	21:27	.759

immaculate 29-point career-high night, exploding for 22 points in the first half alone to become the only Rebel this season to score north of 20 points in a game this season, while also grabbing sole possession of the most points by a Rebel in a single game this season.

Off the back of another career-high five 3-pointers, Thienou went 12-of-17 from the field, tying the most in the SJB Pavilion and marking the most field goals converted by a Rebel since Taylor Manuel made a dozen against Grambling on March 16, 2017. Additionally, the freshman became the first Rebel to eclipse the 200-point mark for the season after making two 3-pointers in the initial five minutes of the game.

Not only was Thienou in command on offense, she also put up an all-time performance on the other side of the court, pickpocketing Florida seven times in total, with six of those steals coming in the first half.

Thienou completed her impressive stat line by notching five assists and five rebounds to her already illustrious day. The Bamako, Mali, native is only the fifth SEC player in the past 10 seasons to tally at least 25 points, five rebounds, five assists and five steals in a single game.

2024-25 SEC PRESEASON POLL

COACHES

Rank	Team
1	South Carolina
2	Texas
3	LSU
4	Oklahoma
5	Alabama
6	Ole Miss
7	Tennessee
8	Kentucky
9	Auburn
10	Mississippi State
11	Texas A&M
12	Vanderbilt
13	Georgia
14	Florida
15	Missouri
16	Arkansas

MEDIA

Rank	Team
1	South Carolina
2	Texas
3	LSU
4	Oklahoma
5	Ole Miss
6	Alabama
7	Tennessee
8	Kentucky
9	Florida
10	Vanderbilt
11	Mississippi State
12	Auburn
13	Texas A&M
14	Georgia
15	Missouri
16	Arkansas

2024-25 SEC PRESEASON TEAMS

COACHES

Player of the Year
Madison Booker, Texas

First Team All-SEC

Sarah Ashlee Barker, Alabama
Georgia Amooore, Kentucky
Flau'Jae Johnson, LSU
Aneesah Morrow, LSU
Madison Scott, Ole Miss
Raegan Beers, Oklahoma
Te-Hina Paopao, South Carolina
Madison Booker, Texas

Second Team All-SEC

Aaliyah Nye, Alabama
Mikaylah Williams, LSU
Jerkaila Johnson, Mississippi State
Sklar Vann, Oklahoma
MiLaysia Fulwiley, South Carolina
Raven Johnson, South Carolina
Rori Harmon, Texas
Aicha Coulibaly, Texas A&M

MEDIA

Players of the Year
Flau'Jae Johnson, LSU
Aneesah Morrow, LSU
Madison Booker, Texas

Preseason All-SEC First Team

Sarah Ashlee Barker, Alabama
Georgia Amooore, Kentucky
Aneesah Morrow, LSU
Flau'Jae Johnson, LSU
Raegan Beers, Oklahoma
Te-Hina Paopao, South Carolina
Madison Booker, Texas

Preseason All-SEC Second Team

Mikaylah Williams, LSU
Madison Scott, Ole Miss
Skylar Vann, Oklahoma
Raven Johnson, South Carolina
MiLaysia Fulwiley, South Carolina
Rori Harmon, Texas

SEC STANDINGS • JAN. 18

	CONFERENCE					OVERALL					Streak	vs. T10	vs. T25
	W-L	Pct.	H	A	N	W-L	Pct.	H	A	N			
LSU	4-0	1.000	2-0	2-0		19-0	1.000	12-0	3-0	4-0	W19	0-0	2-0
South Carolina	5-0	1.000	2-0	3-0		17-1	.944	8-0	4-1	5-0	W12	4-1	6-1
Kentucky	4-0	1.000	2-0	2-0		15-1	.938	10-0	3-1	2-0	W8	0-0	2-1
Texas	4-1	.800	2-0	2-1		17-2	.895	9-0	5-2	3-0	W1	2-2	3-2
Tennessee	3-2	.600	1-2	2-0		15-2	.882	9-2	3-0	3-0	W2	0-2	1-2
Alabama	3-2	.600	2-1	1-1		16-3	.842	9-1	3-2	4-0	L1	0-2	1-2
Oklahoma	3-2	.600	2-1	1-1		15-3	.833	9-1	4-1	2-1	W2	0-1	3-2
Ole Miss	3-2	.600	2-1	1-1		12-5	.706	9-1	2-2	1-2	W1	0-2	0-3
Mississippi State	2-3	.400	1-1	1-2		15-4	.789	7-1	4-3	4-0	L1	1-1	1-3
Florida	2-3	.400	1-1	1-2		11-8	.579	9-2	2-3	0-3	L1	0-0	0-3
Texas A&M	2-3	.400	2-1	0-2		9-8	.529	8-3	0-3	1-2	W1	0-2	1-5
Vanderbilt	1-3	.250	1-1	0-2		14-4	.778	10-1	3-2	1-1	L3	0-1	0-2
Georgia	1-4	.200	1-1	0-3		9-10	.473	7-4	0-4	2-2	L2	0-0	0-0
Arkansas	1-3	.250	0-2	1-1		8-11	.421	6-5	2-2	0-4	L1	0-3	0-4
Missouri	0-5	.000	0-2	0-3		11-9	.550	9-4	1-4	1-1	L5	0-1	0-3
Auburn	0-5	.000	0-3	0-2		9-9	.500	5-4	2-4	2-1	L6	0-2	0-5

SEC WEEKLY HONORS

ATHLETE OF THE WEEK

- 11/12 - Raegan Beers - Oklahoma
- 11/19 - Talaysia Cooper - Tennessee
- 11/26 - Khamil Pierre - Vanderbilt
- 12/3 - Joyce Edwards - South Carolina; Justice Carlton - Texas
- 12/10 - Izzy Higginbottom - Arkansas; Mikaylah Williams - LSU
- 12/17 - Khamil Pierre - Vanderbilt
- 12/23 - DeYona Gaston - Auburn; Aneesah Morrow - LSU
- 12/31 - Aaliyah Nye - Alabama
- 1/7 - Georgia Amooore - Kentucky
- 1/14 - Aneesah Morrow - LSU

FRESHMAN OF THE WEEK

- 11/12 - Clara Silva - Kentucky
- 11/19 - Mikayla Blakes - Vanderbilt
- 11/26 - Sira Thienou - Ole Miss; Mikayla Blakes - Vanderbilt
- 12/3 - Aneesah Morrow - LSU; Payton Verhulst - Oklahoma
- 12/10 - Mikayla Blakes - Vanderbilt; Syriah Daniels - Auburn
- 12/17 - Sira Thienou - Ole Miss
- 12/23 - Justice Carlton - Texas
- 12/31 - Miyah Verse - Georgia; Kaniya Boyd - Tennessee
- 1/7 - Jordan Lee - Texas
- 1/14 - Liv McGill - Florida

CROWN HER!

If Ole Miss had a Mount Rushmore, Madison Scott would be carved into it after she made history midway through the first quarter of the Alabama game, scoring her 1,500th career point on a jump shot from the elbow.

Scott is only the eighth Rebel to accumulate that many points, all while at Ole Miss. Overall, she's the 11th player to score their 1,500th career point in Oxford.

THRIVING AT THE LINE

As one of the nation's top teams at reaching the free throw line, the Rebels excelled from the charity

stripe against Vanderbilt, Alabama and Florida.

The Rebels have shot 91.3% (42-of-46) from the line in its last three games, going 12-of-13 against the Commodores, 13-of-14 versus the Crimson Tide and 17-of-19 against the Gators.

DOUBLE DOUBLE-DOUBLE TROUBLE

Notching two double-doubles this season against Boston College and Alabama, Starr Jacobs has earned 28 in her overall collegiate career and 19 as a Division I player.

In its matchup against Boston College, Jacobs headed the charge with her first double-double in

BY THE NUMBERS

- Overall 12-5
- SEC Games 3-2
- SEC Tournament Games 0-0
- Streak (Last 10) 7-3
- Home Overall (SEC) 9-1 (2-1)
- Road Overall (SEC) 2-2 (1-1)
- Neutral Games (SEC) 1-2 (0-0)
- Day Games (SEC) 6-2 (0-2)
- Night Games (SEC) 6-3 (3-0)
- November Games 5-2
- December Games 4-1
- January Games 3-2
- February Games 0-0
- March Games 0-0
- Monday Games 3-1
- Tuesday Games 0-0
- Wednesday Games 0-1
- Thursday Games 4-2
- Friday Games 0-0
- Saturday Games 2-0
- Sunday Games 3-1
- Overtime Games 0-0
- Television Games 2-2
- SECN+ Games 8-2
- vs. Ranked Opponents 0-3

REBELS' RECORD WHEN...

- Leading at the half 12-1
- Tied at the half 0-0
- Behind at the half 0-4
- Scores 90 points or more 4-0
- Scores 80-89 points 6-0
- Scores 70-79 points 2-1
- Scores less than 70 points 0-4
- Out-rebounds opponent 12-1
- Out-rebounded by opponent 0-4
- Ties opponents in rebounds 0-0
- Shoots 50 percent or better 7-0
- Shoots between 40-49 percent 5-1
- Shoots under 40 percent 0-4
- Shoots 30 percent or better from 3-pt. 6-4
- Shoots under 30 percent from 3-pt. 6-1
- Shoots 70 percent or better from FT line 7-2
- Shoots 60-69 percent from FT line 4-3
- Shoots under 60 percent from FT line 1-0
- Opp. shoots 50 percent or better 1-2
- Opp. shoots 40-49 percent 2-3
- Opp. shoots under 40 percent 9-0
- Opp. shoots 30 percent or better from 3-pt. 4-2
- Opp. shoots under 30 percent from 3-pt. 8-3
- Commits 15 turnovers or more 6-1
- Commits less than 15 turnovers 6-4
- Forces 15 turnovers or more 12-4
- Forces less than 15 turnovers 0-1
- Has less (or same) turnovers than opp. 12-4
- Has more turnovers than opponent 0-1

a Rebel jersey, scoring 12 points and adding 11 rebounds. The graduate student paced the team versus Alabama by generating a season and Ole Miss career-high 21 points and 12 rebounds, to go alongside a trio of assists.

Madison Scott earned her first double-double of the 2024-25 season and the second by an Ole Miss player this season against MVSU. The fifth-year senior had 13 points and 10 rebounds against the Devilettes.

HOTTY (KENNEDY) TODDY

Kennedy Todd-Williams had a career night against Vanderbilt, as the senior Rebel notched a career-best 25 points and five 3-pointers to lead Ole Miss to a convincing 87-59 win in its SEC home opener.

Against the Commodores, Todd-Williams was a key part of the Rebels' dominant victory, leading both teams in almost all major statistics categories: points (25), rebounds (6), assists (7) and blocks (2), all while committing zero turnovers.

DIME DROPPIN' AND NOT STOPPIN'

Sharing is truly caring and against Alcorn State this remained true, as Ole Miss dished out 28 assists on 37 made field goals, which set an SJB Pavilion record previously established in 2020, once again against Alcorn State. Madison Scott led the Rebels with seven helpers, followed by KK Deans with six.

Ball movement also remained key in the Rebels' victory over Vanderbilt, as Ole Miss tallied 26 assists on 33 made field goals. Tameiya Sadler, Madison Scott and Kennedy Todd-Williams led the Rebels with seven helpers, followed by Sira Thienou with four.

FANTASTIC FIRST FIVE

All five of Ole Miss' starters have scored in double digits in three games this year. Prior to this season, an Ole Miss starting lineup hadn't accomplished that feat since facing Louisiana on Dec. 12, 2018

Against MVSU, the Rebels opened with Sira Thienou, Kennedy Todd-Williams, Starr Jacobs, Madison Scott and Kharyssa Richardson. The Rebels achieved the feat again versus Alcorn State and Vanderbilt after Thienou, Todd-Williams, Jacobs, Scott and Tameiya Sadler each reached 10-plus points in both games.

Rebel starters have scored 952 of Ole Miss' 1361 points (69.9%) throughout the season.

STOLE THE SHOW

In typical Coach Yo fashion, Ole Miss toyed with Jackson State on Kids Day, forcing 29 turnovers and stealing the ball 20 times. It marks the most steals in a single game since securing 24 against Mississippi Valley State on Dec. 28, 2016.

Seven players had multiple steals while four starters in Starr Jacobs, Sira Thienou, KK Deans and Kennedy Todd-Williams recorded three.

The Rebels matched this achievement against Florida, forcing the Gators to lose the ball 29 times off of 19 steals. This marked the most turnovers Florida has committed since 2022 as Thienou led the cause once again with a career-high seven steals.

NO THREE'S HERE

The Rebels bask in causing havoc on other opponent's offenses, and Ole Miss once again proved its power over Auburn, holding the Tigers scoreless from beyond the arc.

Ole Miss is the first team to hold Auburn scoreless from three since the 2022-23 season, forcing the Tigers to go 0-for-3 from deep in its opening conference victory of the season.

BENCH BANDIT

Coming off the bench against Auburn, KK Deans was a key component of Ole Miss' win with 20 points in her 26 minutes of action. Shooting 4-of-5 from beyond the arc, Deans earned her season high for three pointers made in a game this season.

Deans rejoins the Rebels for her sixth season of collegiate ball after medically redshirting last season while healing from a season-ending ACL injury.

Though she only appeared in six games in 2023-24, she started in all of them and averaged almost 10 points a game and 3.8 assists. Deans put up a season-best 16 points against Temple, where she also registered seven rebounds and eight assists.

Through seventeen games of the 2024-25 season, Deans has taken her game to the next level, leading the Rebels in free-throw percentage (.875) and three-pointers made (28). Deans will look to continue improving in her final year of eligibility.

SHE'S A FRESHMAN!

Sira Thienou scored in double figures in three straight outings for the Rebels in November, including consecutive 16-point outbursts against

Jackson State (Nov. 18) and Boston College (Nov. 25). The last time an Ole Miss freshman had a 16-plus point performance was when Madison Scott earned 17 against No. 18 Arkansas, on Feb. 19, 2021.

In December, Thienou registered 23 points against South Alabama, marking the first 20+ performance by a Rebel this season and the most points scored by a SEC freshman that week. Thienou is the first Ole Miss freshman since the 2020-21 season to put up at least 20 points in a single game.

To open January, Thienou showed off her defensive prowess against Auburn, stealing the ball a career-high seven times to become the first Rebel to have five steals in a game since Angel Baker did so on Jan. 8, 2023. It also marks the most steals by any Rebel since Lashonda Monk had the same amount against Alabama on Jan. 13, 2022. Thienou matched that career-best feat later in the season, notching seven steals against Florida.

RECORD BREAKING REBS

Ole Miss showed up and showed out in the nonconference slate of the 2024-25 season, earning three program records.

The Rebels allowed the fewest points in program history twice as it kept Arkansas-Pine Bluff and Alabama State to just 24 points each. Yolett McPhee-McCuin's teams now hold the top-three spots in the record books of the fewest points allowed in Ole Miss history. The Rebels are also the only squad in the SEC to force two opponents to sub-30 points.

Ole Miss' last win in November was a convincing one. By defeating Alabama State by 65 points at the SJB Pavilion, it marks the widest margin of victory in program history and the largest in the McPhee-McCuin era.

It's the sixth instance of an Ole Miss team reaching the +60 mark and only the second time in history that the Rebels have achieved the feat twice in the same year. Previously, Ole Miss defeated Arkansas Pine-Bluff by 61 points in the Rebels' first victory this season. The last time an Ole Miss squad has secured two 60-point margins wins in a year was the 1982-83 season.

In its final game of the nonconference season, Ole Miss had its most efficient night of shooting in program history after going 67.3 percent from the field. Ole Miss' previous best field goal percentage mark is 63.1 percent, which it accomplished in the 2004-05 season against New Orleans.

Program Records Broken During 2024-25 Nonconference Season

- Fewest points allowed - vs. Arkansas Pine Bluff and Alabama State (24 points each)
- Widest margin of victory - vs. Alabama State (+65)
- Best field goal percentage - vs. Alcorn State (63.1%)

ALL-TOURNAMENT REBS

KK Deans and Kennedy Todd-Williams were two of five student-athletes selected to the 2024 Continental Tire Baha Mar Championship All-Tournament team.

Combining for a team-high 32 points over the two games, Deans had a pair of standout performances in her first games back in the Bahamas since her season-ending injury last season in the Battle4Atlanta.

Against UConn, the graduate student boasted 17 points, including 12 in the third quarter to propel the Rebels within five points of the lead after being down 19 at the half. In the matchup versus Boston College, Deans tallied 15 points and was a perfect 6-6 from the charity line.

Todd-Williams tallied 13 points against UConn and had the best shooting night of her Ole Miss career, going 4-4 from beyond the arc, tying a career high in three-pointers in the process. Versus Boston College, Todd-Williams led the field with a season-high 17 points and five assists.

COMPETING VERSUS THE NATION'S BEST

Despite falling short in its comeback, Ole Miss gave UConn a run for its money, becoming the first team this season to reach the 60-point mark against the Huskies.

The Rebels' signature defense held the Huskies to its worst three-point shooting night of the season thus far. UConn went 3-14 from deep, a single game low in both three-pointers made and three-point percentage (.241).

Additionally, Ole Miss forced UConn into its first negative assist-to-turnover ratio of the season and its first in 15 games dating back to the 2023-24 season after committing 18 turnovers to only 15 assists.

POWERING OVER THE POWER FOUR

The Rebels' 92 points against Boston College on Nov. 25 marked the first time Ole Miss scored at least 90 points against a Power Four opponent

SUPERLATIVES

BIGGEST OLE MISS LEAD:
65, vs. Alabama State (11-30-24)

BIGGEST OLE MISS DEFICIT:
22, 2x, MR: at NC State (12-05-24)

BIGGEST OLE MISS LEAD IN A LOSS:
16, at Texas A&M (01-05-25)

BIGGEST OLE MISS DEFICIT IN A WIN:
3, vs. South Alabama (12-15-24)

BIGGEST OLE MISS HALFTIME LEAD:
47, vs. Alabama State (11-30-24)

BIGGEST OLE MISS HALFTIME DEFICIT:
19, vs. UConn (11-27-24)

BEST OLE MISS 1ST HALF FG%:
.630, at Auburn (01-02-25)

WORST OLE MISS 1ST HALF FG%:
.156, vs. UConn (11-27-24)

BEST OLE MISS 2ND HALF FG%:
.750, vs. Alcorn State (12-30-24)

WORST OLE MISS 2ND HALF FG%:
.154, at Texas A&M (01-05-25)

MOST POINTS BY OLE MISS IN 1ST HALF:
57, vs. Alabama State (11-30-24)

FEWEST POINTS BY OLE MISS IN 1ST HALF:
18, vs. UConn (11-27-24)

MOST POINTS BY OPPONENT IN 1ST HALF:
37, 3x, MR: at NC State (12-05-24)

FEWEST POINTS BY OPPONENT IN 1ST HALF:
10, vs. Alabama State (11-30-24)

MOST POINTS BY OLE MISS IN 2ND HALF:
54, vs. Alcorn State (12-30-24)

FEWEST POINTS BY OLE MISS IN 2ND HALF:
17, at Texas A&M (01-05-25)

MOST POINTS BY OPPONENT IN 2ND HALF:
53, vs. Alabama (01-13-25)

FEWEST POINTS BY OPPONENT IN 2ND HALF:
10, vs. Arkansas-Pine Bluff (11-10-24)

BIGGEST HALFTIME LEAD BLOWN:
16, at Texas A&M (01-05-25)

BIGGEST HALFTIME DEFICIT ERASED:
-

BIGGEST MARGIN OF VICTORY:
65, vs. Alabama State (11-30-24)

BIGGEST MARGIN OF DEFEAT:
13, vs. UConn (11-27-24)

SERIES HISTORY VS. MSU (OLE MISS LEADS 67-39)

Date	Result	Location
02/18/24	UM, 75-71 (OT)	at Oxford
01/14/24	MSU, 69-57	at Starkville
01/26/23	UM, 78-63	at Oxford
01/01/23	UM, 61-50	at Starkville
02/13/22	MSU, 70-59	at Starkville
01/16/22	UM, 86-71	at Oxford
01/10/21	MSU, 60-56	at Starkville
03/01/20	MSU, 84-59	at Oxford
01/26/20	MSU, 80-39	at Starkville
02/21/19	MSU, 80-66	at Oxford
01/29/19	MSU, 80-49	at Starkville
01/28/18	MSU, 69-49	at Oxford
01/11/18	MSU, 76-45	at Starkville
02/12/17	MSU, 66-44	at Oxford
01/16/17	MSU, 73-62	at Starkville
02/21/16	MSU, 60-51	at Oxford
01/18/16	MSU, 79-51	at Starkville
03/02/15	MSU, 55-47	at Starkville
01/22/15	MSU, 64-62	at Oxford
02/23/14	MSU, 72-70	at Starkville
01/23/14	UM, 87-85	at Oxford
02/14/13	UM, 65-51	at Oxford
01/27/13	MSU, 72-57	at Starkville
02/12/12	MSU, 53-50 (ot)	at Starkville
01/19/12	MSU, 51-46	at Oxford
02/27/11	MSU, 62-50	at Starkville
02/10/11	MSU, 59-43	at Oxford
02/14/10	MSU, 73-54	at Starkville
01/21/10	UM, 66-58	at Oxford
02/12/09	MSU, 66-50	at Oxford
01/11/09	MSU, 69-64	at Starkville
03/06/08	UM, 54-49	at Nashville^
02/14/08	UM, 73-65	at Oxford
01/24/08	MSU, 57-52	at Starkville
02/18/07	UM, 86-84 (ot)	at Starkville
01/28/07	MSU, 73-71	at Oxford
01/26/06	UM, 76-71	at Starkville
01/8/06	MSU, 70-59	at Oxford
02/17/05	MSU, 61-52	at Starkville
01/27/05	UM, 72-64	at Oxford
02/08/04	UM, 78-62	at Starkville
01/18/04	UM, 69-60	at Oxford
02/23/03	MSU, 70-62	at Starkville
01/19/03	MSU, 69-60	at Oxford
01/27/02	MSU, 87-66	at Oxford
01/10/02	MSU, 82-57	at Starkville
02/01/01	UM, 74-57	at Starkville
01/11/01	MSU, 60-55	at Oxford
03/02/00	MSU, 75-59	at Chattanooga^
02/02/00	MSU, 66-60	at Oxford
01/13/00	MSU, 82-58	at Starkville
02/11/99	MSU, 69-55	at Starkville
01/07/99	UM, 69-61	at Oxford
01/21/98	UM, 83-74	at Oxford
01/07/98	MSU, 80-76	at Starkville
02/19/97	UM, 76-56	at Oxford
01/14/97	UM, 62-59	at Starkville
02/21/96	UM, 71-68	at Starkville
01/17/96	UM, 74-51	at Oxford
03/03/95	UM, 78-69	at Chattanooga^
02/15/95	UM, 88-59	at Oxford
03/04/94	UM, 100-64	at Chattanooga^
02/23/94	UM, 74-63	at Starkville
02/24/93	UM, 83-77	at Oxford
02/26/92	UM, 60-50	at Starkville
03/01/91	UM, 74-56	at Albany^
02/13/91	UM, 75-57	at Oxford
01/21/91	UM, 67-41	at Starkville
02/24/90	UM, 69-54	at Oxford
01/24/90	UM, 80-53	at Starkville
02/25/89	UM, 79-55	at Starkville
01/25/89	UM, 78-65	at Oxford
02/20/88	UM, 72-71	at Starkville

01/20/88	UM, 79-57	at Oxford
02/14/87	UM, 78-50	at Oxford
01/14/87	UM, 68-51	at Starkville
02/19/86	UM, 69-47	at Starkville
01/18/86	UM, 82-43	at Oxford
02/27/85	UM, 88-45	at Oxford^
02/16/85	UM, 90-64	at Oxford
01/23/85	UM, 87-64	at Starkville
02/18/84	UM, 61-51	at Starkville
01/21/84	UM, 76-64	at Oxford
03/04/83	UM, 59-56	at Knoxville^
02/19/83	UM, 70-59	at Oxford
01/22/83	UM, 78-63	at Starkville
02/20/82	UM, 71-66	at Starkville
01/23/82	UM, 72-56	at Oxford
11/24/80	MSU, 86-83	at Starkville
12/04/79	UM, 93-56	at Oxford
01/29/79	UM, 98-75	at Oxford
01/11/79	UM, 79-54	at Starkville
01/06/79	UM, 81-69	at Starkville
03/04/78	UM, 87-69	at Starkville
02/23/78	UM, 75-65	at Cleveland
2/13/78	UM, 71-64	at Starkville
01/27/78	UM, 74-63	at Oxford
02/05/77	UM, 88-66	at Oxford
01/08/77	UM, 71-49	at Starkville
02/28/76	UM, 76-67	at Jackson
01/27/76	UM, 84-60	at Starkville
01/05/76	UM, 74-49	at Oxford
12/19/75	UM, 85-47	at Blue Mountain
02/27/75	UM, 68-51	at Cleveland
02/15/75	UM, 73-67	at Starkville
01/23/75	UM, 90-76	at Oxford

SERIES NOTES...

At Oxford: Ole Miss leads 32-20
At Starkville: Ole Miss leads 26-22
At Neutral Sites: Ole Miss leads 9-1
Longest UM Streak: 33 (1982-97)
Longest MSU Streak: 14 (2014-2021)
Biggest UM Win: 43 (2/27/85 - at Oxford)
Biggest MSU Win: 41 (01/26/20 - at Starkville)
Most UM Points: 100 (3/4/94 - at Chattanooga)
Most MSU Points: 87 (1/27/02 - at Oxford)
Last 10 Meetings: MSU leads 6-4

since outscoring LSU, 102-101, in triple overtime back on February 7, 2010. The last time the Rebels scored at least 90 points in regulation against a Power Four team was March 25, 2007, in a 90-82 win over Oklahoma.

Its convincing win also marked four-straight years beating a Power Four team by 30 or more points. In its last six victories over Power Four opponents, Ole Miss has triumphed by double digits each time for an average margin of victory of 27.33 points, including a 44-point win over Arkansas, a 37-point win over Boston College and a 30-point win over Kentucky.

DEFENSE GETS DUBS

Against Arkansas Pine-Bluff Ole Miss rejected 12 shots as a team, which is a tie for the third-most in a game in program history, the last time of which came last season against Florida. Christeen Iwuala led the Rebels in that category, blocking a career-high four shots.

Additionally, UAPB failed to get a single player in double-digits, the first time an Ole Miss team has done that since the 2022-23 season against Alabama A&M.

DICTATE AND DISRUPT

The motto of "We Defend" remains the same during the 2024-25 season, as Ole Miss once again reinforced the message against USC.

Holding the Trojans to just one three-pointer off of 11 attempts (.091), Ole Miss forced USC to tally its' lowest three-point percentage since the 2021-22 season when Tameiya Sadler and Colorado held the Trojans to .083 from the arc.

Additionally, Ole Miss forced USC to make 26 turnovers, tallying the most the Trojans have committed since 2022.

GIVE ME THE NUMBERS

The 2024-25 Ole Miss basketball roster boasts some serious career statistics. Four players have scored over 1,000 points in their collegiate career, including Madison Scott (1515), KK Deans (1480), Kennedy Todd-Williams (1485) and Starr Jacobs (1346).

Collectively, the team possesses 7927 career points, 3875 rebounds, 1580 assists, 1058 steals and 381 blocks.

HOME SWEET HOME

This season, the Rebels won all seven nonconference games at the SJB Pavilion, the third time Ole Miss has entered conference competition undefeated at home under Coach Yo.

Rebel nation has turned the SJB Pavilion into an intimidating environment for visiting teams, especially in the non-conference slate. Ole Miss has won 31 of its last 34 games at home against non-conference opponents, dating back to the 2020 season.

BACK FOR MORE

Despite losses of leaders in Marquesha Davis, Snudda Collins and Rita Igboke, the Rebels return a strong core of starters in Madison Scott, Kennedy Todd-Williams and KK Deans as well as extra depth coming off the bench with Mariyah Noel, Ayanna Thompson, Kharyssa Richardson and Rhema Collins.

TRANSFER TO THE 'SIP

Yolett McPhee-McQuinn continues to solidify her

GAME-BY-GAME STARTING LINEUPS

Opponent	Date	Result	PG	G	G/F	G/F	F/C	Lineup	Record
Southern California	Nov. 4	L, 66-68	Deans	Sadler	Todd-Williams	Scott	Jacobs	#1	0-1
Ark.-Pine Bluff	Nov. 10	W, 85-24	Thienou	Thompson	Todd-Williams	Scott	Jacobs	#2	1-0
at Delaware St.	Nov. 14	W, 80-42	Deans	Sadler	Todd-Williams	Scott	Jacobs	#1	1-1
Jackson St.	Nov. 18	W, 76-44	Deans	Thienou	Todd-Williams	Scott	Jacobs	#3	1-0
vs. Boston College	Nov. 25	W, 92-55	Deans	Thienou	Todd-Williams	Scott	Jacobs	#3	2-0
vs. UConn	Nov. 27	L, 60-73	Deans	Thienou	Todd-Williams	Scott	Jacobs	#3	2-1
Alabama St.	Nov. 30	W, 89-24	Deans	Sadler	Todd-Williams	Scott	Jacobs	#1	2-1
at NC State	Dec. 5	L, 61-68	Deans	Sadler	Todd-Williams	Scott	Jacobs	#1	2-2
Tennessee St.	Dec. 8	W, 85-38	Thienou	Sadler	Todd-Williams	Scott	Jacobs	#4	1-0
South Alabama	Dec. 15	W, 94-39	Thienou	Sadler	Todd-Williams	Scott	Jacobs	#4	2-0
MVSU	Dec. 21	W, 78-44	Thienou	Todd-Williams	Scott	Richardson	Jacobs	#5	1-0
Alcorn St.	Dec. 30	W, 93-41	Thienou	Sadler	Todd-Williams	Scott	Jacobs	#4	3-0
at Auburn	Jan. 2	W, 85-58	Thienou	Sadler	Todd-Williams	Scott	Jacobs	#4	4-0
at Texas A&M	Jan. 5	L, 58-60	Thienou	Sadler	Todd-Williams	Scott	Jacobs	#4	4-1
Vanderbilt	Jan. 9	W, 87-59	Thienou	Sadler	Todd-Williams	Scott	Jacobs	#4	5-1
Alabama	Jan. 12	L, 78-84	Thienou	Sadler	Todd-Williams	Scott	Jacobs	#4	5-2
Florida	Jan. 16	W, 94-69	Thienou	Sadler	Todd-Williams	Scott	Jacobs	#4	6-2
at Mississippi St.	Jan. 19								
Texas	Jan. 26								
at Georgia	Jan. 30								
at Vanderbilt	Feb. 2								
Oklahoma	Feb. 6								
Kentucky	Feb. 10								
at Arkansas	Feb. 13								
at Tennessee	Feb. 16								
Missouri	Feb. 23								
South Carolina	Feb. 27								
at LSU	March 2								

REBEL STARTING/GAMES PLAYED HISTORY

CAREER STARTS			CAREER GAMES PLAYED		
Name	Season	Career	Name	Season	Career
Heloisa Carrera	--	--	Heloisa Carrera	8	8
Rhema Collins	--	--	Rhema Collins	10	22
KK Deans	7	88	KK Deans	17	131
Fatumata Djaló	--	--	Fatumata Djaló	11	11
Jite Gbemuotor	--	--	Jite Gbemuotor	6	6
Christeen Iwuala	--	2	Christeen Iwuala	17	85
Starr Jacobs	17	75	Starr Jacobs	17	76
Mariyah Noel	--	--	Mariyah Noel	12	32
Kharyssa Richardson	1	34	Kharyssa Richardson	16	77
Tameiya Sadler	12	48	Tameiya Sadler	15	127
Madison Scott	17	134	Madison Scott	17	139
Sira Thienou	13	13	Sira Thienou	17	17
Ayanna Thompson	1	2	Ayanna Thompson	15	74
Kennedy Todd-Williams	17	112	Kennedy Todd-Williams	17	139
J'Adore Young	--	--	J'Adore Young	--	7

GAME LEADERS

POINTS

5 - Thienou
4 - Deans
3 - Jacobs
3 - Scott
2 - Todd-Williams

REBOUNDS

9 - Jacobs
4 - Scott
4 - Todd-Williams
2 - Iwuala
1 - Richardson
1 - Sadler
1 - Thienou

ASSISTS

9 - Scott
5 - Todd-Williams
3 - Deans
3 - Sadler
2 - Thienou
1 - Jacobs

STEALS

9 - Thienou
6 - Sadler
5 - Jacobs
4 - Todd-Williams
3 - Deans
2 - Scott
1 - Iwuala
1 - Richardson
1 - Thompson

DOUBLE-DIGIT POINTS

12 - Thienou
12 - Todd-Williams
10 - Jacobs
8 - Scott
7 - Deans
4 - Iwuala
3 - Sadler
2 - Collins
2 - Richardson
2 - Thompson

DOUBLE-DIGIT REBOUNDS

2 - Jacobs
1 - Richardson
1 - Scott
1 - Todd-Williams

DOUBLE-DOUBLES

2 - Jacobs
1 - Scott

GAME-BY-GAME SPECIALTY STATS

Opponent	Date	Result	Paint	Off TO	2nd Chance	FB	Bench
vs. USC	Nov. 4	L, 68-66	20	18	17	9	11
Ark.-Pine Bluff	Nov. 10	W, 85-24	34	28	23	20	45
at Delaware St.	Nov. 14	W, 80-42	42	30	23	6	30
Jackson St.	Nov. 18	W, 76-44	36	33	16	18	24
vs. BC	Nov. 25	W, 92-55	50	29	23	13	27
vs. UConn	Nov. 27	L, 73-60	18	17	11	2	7
Alabama St.	Nov. 30	W, 89-24	58	42	17	17	50
at NC State	Dec. 5	L, 68-61	34	24	9	16	8
Tennessee St.	Dec. 8	W, 85-38	40	23	12	19	35
South Alabama	Dec. 15	W, 94-39	54	37	16	11	34
MVSU	Dec. 21	W, 78-44	40	24	22	4	10
Alcorn St.	Dec. 30	W, 93-41	56	35	11	19	30
at Auburn	Jan. 2	W, 85-58	36	37	10	16	28
at Texas A&M	Jan. 5	L, 60-58	24	17	3	6	10
Vanderbilt	Jan. 9	W, 87-59	38	22	10	10	16
Alabama	Jan. 12	L, 84-78	36	10	21	14	24
Florida	Jan. 16	W, 94-69	48	42	18	20	20
at Mississippi St.	Jan. 19						
Texas	Jan. 26						
at Georgia	Jan. 30						
at Vanderbilt	Feb. 2						
Oklahoma	Feb. 6						
Kentucky	Feb. 10						
at Arkansas	Feb. 13						
at Tennessee	Feb. 16						
Missouri	Feb. 23						
South Carolina	Feb. 27						
at LSU	March 2						
AVERAGE			39.1	27.5	15.4	12.9	24.1

program as one of the top spots in the nation to develop talent and continue to grow in a new home.

Three student-athletes in Christeen Iwuala, Starr Jacobs, and Tameiya Sadler saw this vision and made their way to Oxford after hitting the court at a previous school.

OVERSEAS TO OXFORD

Ole Miss welcome four student-athletes to the program, each with international playing experience, including Sira Thienou and Heloisa Carrera who represented their respective countries in the 2023 FIBA Women's Basketball U19 World Cup in Spain.

Along with the Rebel pair, Jite Gbemutor and Fatumata Djaló join Ole Miss as representatives of Europe.

BUILD TOWARD THE FUTURE

With aspirations to make the Final Four in Tampa, head coach Yolett McPhee-McCuin has strengthened the Rebel family in naming Empress

Davenport, Kayla Gordon, Quentin Hillsman and Joy Cheek Smith as assistant coaches and elevated video coordinator Jake Whitehead to an assistant coach.

All five coaches come to Oxford with NCAA Tournament pedigree at the Power Five level as either a coach or a player and will bolster the Rebel staff.

RAKING UP THE MILES

The Rebels accumulated a lot of airline miles this season after taking two international trips in November. Following its trip to Paris, France for the Allrac Oui-Play to open the season, Ole Miss broke out the passports once again for the Continental Tire Baha Mar Championship in Nassau, Bahamas.

50 YEARS OF OLE MISS WOMEN'S BASKETBALL

Dating back to 1974, Ole Miss women's basketball has made its mark across countless lives on and off the court, and now Ole Miss Athletics is set to honor and celebrate these men and women for the 50 Year Anniversary of the program throughout the 2024-25 season.

SEC ACTIVE CAREER POINTS LEADERS (Jan. 17)

1. 2532 - Aneesah Morrow; LSU; 2021-25
2. 2143 - Georgia Amoores; Kentucky; 2020-25
3. 2103 - Jerkaila Jordan; Mississippi St.; 2021-25
4. 2018 - Jewel Spear; Tennessee; 2020-25
5. 1798 - Terren Ward; Mississippi St.; 2020-25
6. 1728 - Destinee Wells; Tennessee; 2020-25
7. 1670 - Izzy Higginbottom; Arkansas; 2021-25
8. 1642 - Aicha Coulibaly; Texas A&M; 2020-25
9. 1622 - Skylar Vann; Oklahoma; 2020-25
10. 1619 - Taylor Jones; Texas; 2019-2025

SEC ACTIVE CAREER REBOUNDING LEADERS (Jan. 17)

1. 1503 - Aneesah Morrow; LSU; 2021-25
2. 955 - Madison Scott; Ole Miss; 2020-25
3. 951 - Taylor Jones; Texas; 2019-2025
4. 930 - Taylen Collins; Auburn; 2020-25
5. 840 - Skylar Vann; Oklahoma; 2020-25
6. 832 - Terren Ward; Mississippi St.; 2020-25
7. 764 - Jerkaila Jordan; Mississippi St.; 2021-25
8. 744 - Raegan Beers; Oklahoma; 2022-25
9. 734 - Kennedy Todd-Williams; Ole Miss; 2021-25
10. 720 - Sacha Washington; Vanderbilt; 2021-25

SEC ACTIVE CAREER ASSIST LEADERS (Jan. 17)

1. 779 - Georgia Amoores; Kentucky; 2020-25
2. 616 - Rori Harmon; Texas; 2021-25
3. 551 - Nevaeh Tot; Oklahoma; 2020-25
4. 468 - Asia Avinger; Georgia; 2021-25
5. 463 - Te-Hina Paopao; South Carolina; 2020-25
5. 463 - Destinee Wells; Tennessee; 2020-25
7. 458 - Samara Spencer; Tennessee; 2021-24
8. 457 - Zaay Green; Alabama; 2018-25
9. 413 - KK Deans; Ole Miss; 2019-25
10. 373 - Denim DeShields; Mississippi St.; 2022-25

SEC ACTIVE CAREER BLOCK LEADERS (Jan. 17)

1. 258 - Taylor Jones; Texas; 2019-2025
2. 154 - Aneesah Morrow; LSU; 2021-25
3. 145 - Christabel Ezumah; Alabama; 2020-25
4. 142 - Ashlyn Watkins; South Carolina; 2022-25
5. 134 - DeYona Gaston; Auburn; 2020-25
6. 121 - Madison Scott; Ole Miss; 2020-25
7. 117 - Leilani Kapinus; Vanderbilt; 2021-25
8. 109 - Angelique Ngalakulondi; Missouri; 2019-25
9. 108 - Sacha Washington; Vanderbilt; 2021-25
9. 108 - Jerkaila Jordan; Mississippi St.; 2021-25

STARR JACOBS

• 1346 career-points - 37th 1,000 career-point scorer at Ole Miss - ranks No. 25 of all players who have competed at Ole Miss

MADISON SCOTT

- 1515 career-points - the 29th player to score 1,000 points at Ole Miss - No. 7 in points scored only at Ole Miss - No. 10 of all players who have competed at Ole Miss
- 955 career rebounds - tied for No. 4 at Ole Miss.
- 139 games played - No. 2 at Ole Miss
- 85 career games in double-digit scoring - No. 7 at Ole Miss.
- 29 career double-doubles - currently sits No. 7 at Ole Miss.
- 360 career free-throws made - No. 4 at Ole Miss.
- 121 career blocks - No. 5 at Ole Miss.

KENNEDY TODD-WILLIAMS

• 1485 career-points - 35th 1,000 career-point scorer at Ole Miss - tied for No. 14 of all players who have competed at Ole Miss

VALUABLE VETERANS

Among NCAA Division I teams, Ole Miss is one of only two SEC squads, along with Tennessee, that has three players who sit in the top 100 of active career points. Madison Scott sits at No. 72 in the nation, while Kennedy Todd-Williams and KK Deans follow close behind both at No. 84 and No. 88, respectively.

OFF THE LINE

Three-point defense has been a point of emphasis during the Coach Yo era, with 138 of 197 opponents being held to five made or fewer. In McPhee-McQuin's seven years at Ole Miss, the Rebels on average have forced opponents to shoot below 32% from the three-point arc.

1st Season (2018-19)

172-of-570 (30.2%)

2nd Season (2019-20)

148-of-471 (31.4%)

3rd Season (2020-21)

120-of-408 (29.4%)

4th Season (2021-22)

115-of-394 (29.2%)

5th Season (2022-23)

113-of-447 (25.3%)

6th Season (2023-24)

145-of-460 (31.5%)

7th Season (2024-25)

66-of-220 (30.0%)

BY THE QUARTER

TEAM

SCORING

MOST

33 - 22x, MR 3Q vs. Alcorn State - 12/30/24

FEWEST

6 - 2x, MR: 4Q at Texas A&M - 01/05/25

FEWEST ALLOWED

2 - 4Q vs. Alabama State - 11/30/24

MOST ALLOWED

22 - 2x, MR: 4Q vs. Vanderbilt - 01/09/25

FIELD GOALS

MADE

13 - 3Q vs. Alcorn State - 12/30/24

ATTEMPTS

23 - vs. Alabama - 01/12/25

REBOUNDING

TOTAL

19 - 4Q vs. MVSU - 12/21/24

INDIVIDUAL

SCORING

15 points - Starr Jacobs - 4Q vs. Alabama - 01/12/25

REBOUNDING

6 - 4x - MR: Starr Jacobs - 4Q vs. Alabama - 01/12/25

ASSISTS

5 - Tameiya Sadler - 4Q vs. South Alabama - 12/15/24

OVERALL STATS

Record	Overall	Home	Away	Neutral
ALL GAMES	12-5	9-1	2-2	1-2
CONFERENCE	3-2	2-1	1-1	0-0
NON-CONFERENCE	9-3	7-0	1-1	1-2

Team	1st	2nd	3rd	4th	OT	TOT
Ole Miss	312	332	375	342	0	1361
Opponents	196	229	233	232	0	890

No.	Player				Total		3-Point		F-Throw		Rebounds												
		GP-GS	MIN	AVG	FG-FGA	FG%	3FG-3FGA	3FG%	FT-FTA	FT%	OFF	DEF	TOT	AVG	PF	DQ	A	TO	BLK	STL	PTS	AVG	
0	THIENOU, Sira	17-13	421:43	24.8	86-153	.562	19-42	.452	31-44	.705	37	48	85	5.0	40	0	39	18	5	47	222	13.1	
3	TODD-WILLIAMS, Kennedy	17-17	499:28	29.4	66-174	.379	19-62	.306	58-70	.829	32	61	93	5.5	31	0	55	22	16	27	209	12.3	
7	JACOBS, Starr	17-17	385:13	22.7	77-125	.616	0-0	.000	41-56	.732	59	52	111	6.5	31	1	20	29	7	29	195	11.5	
24	SCOTT, Madison	17-17	485:48	28.6	75-161	.466	3-10	.300	25-45	.556	28	57	85	5.0	40	2	68	35	18	18	178	10.5	
1	DEANS, Kirsten	17-7	348:35	20.5	51-127	.402	28-86	.326	28-32	.875	9	28	37	2.2	28	1	48	31	3	19	158	9.3	
2	SADLER, Tameiya	15-12	383:55	25.6	37-104	.356	17-50	.340	13-15	.867	7	21	28	1.9	32	0	43	22	2	31	104	6.9	
12	IWUALA, Christeen	17-0	217:30	12.8	41-60	.683	0-0	.000	21-40	.525	28	35	63	3.7	24	0	5	16	14	7	103	6.1	
33	RICHARDSON, Kharyssa	16-1	189:11	11.8	25-64	.391	3-13	.231	20-26	.769	9	23	32	2.0	30	0	5	20	6	4	73	4.6	
35	COLLINS, Rhema	11-0	64:04	5.8	11-22	.500	0-0	.000	12-19	.632	13	10	23	2.1	8	0	3	5	6	8	34	3.1	
20	THOMPSON, Ayanna	15-1	197:57	13.2	16-52	.308	8-36	.222	4-7	.571	4	12	16	1.1	8	0	12	6	2	13	44	2.9	
13	NOEL, Mariyah	12-0	89:39	7.5	11-29	.379	3-10	.300	3-3	1.000	6	4	10	0.8	7	0	3	6	6	2	28	2.3	
14	CARRERA, Heloisa	8-0	34:38	4.3	5-9	.556	0-0	.000	1-2	.500	6	1	7	0.9	2	0	4	6	1	3	11	1.4	
11	DJALÓ, Fatu	11-0	61:23	5.6	1-7	.143	0-2	.000	0-0	.000	0	1	1	0.1	3	0	3	5	0	4	2	0.2	
9	GBEMUOTOR, Jite	6-0	10:54	1.8	0-3	.000	0-0	.000	0-0	.000	2	2	4	0.7	0	0	2	1	1	1	0	0.0	
Team											35	35	70					6					
Total		17	3390		502-1090	.461	100-311	.322	257-359	.716	275	390	665	39.1	284	4	310	228	87	213	1361	80.1	
Opponents		17	3400		320-839	.381	66-220	.300	184-269	.684	161	348	509	29.9	308	4	167	399	58	96	890	52.4	

	UM	OPP
Scoring	1361	890
Points per game	80.1	52.4
Scoring margin	+27.7	-
Field goals-att	502-1090	320-839
Field goal pct	.461	.381
3 point fg-att	100-311	66-220
3-point FG pct	.322	.300
3-pt FG made per game	5.9	3.9
Free throws-att	257-359	184-269
Free throw pct	.716	.684
F-Throws made per game	15.1	10.8
Rebounds	665	509
Rebounds per game	39.1	29.9
Rebounding margin	+9.2	
Assists	310	167
Assists per game	18.2	9.8
Turnovers	228	399
Turnovers per game	13.4	23.5
Turnover margin	+10.1	-
Assist/turnover ratio	1.4	0.4
Steals	213	96
Steals per game	12.5	5.6
Blocks	87	58
Blocks per game	5.1	3.4
Winning streak	1	-
Home win streak	1	-
Attendance	39334	12484
Home games-Avg/Game	10-3933	4-3121
Neutral site-Avg/Game	-	3-1849

Date	Opponent		Score	Att.
11/04/2024	vs Southern California	L	66-68	3472
11/10/2024	Ark.-Pine Bluff	W	85-24	2879
11/14/2024	at Delaware St.	W	80-42	300
11/18/2024	Jackson St.	W	76-44	8653
11/25/2024	vs Boston College	W	92-55	567
11/27/2024	vs UConn	L	60-73	1507
11/30/2024	Alabama St.	W	89-24	2770
12/05/2024	at NC State	L	61-68	5500
12/08/2024	Tennessee St.	W	85-38	2625
12/15/2024	South Alabama	W	94-39	2602
12/21/2024	Mississippi Val.	W	78-44	2356
12/30/2024	Alcorn	W	93-41	2896
01/02/2025	at Auburn	W	85-58	2955
01/05/2025	at Texas A&M	L	58-60	3729
01/09/2025	Vanderbilt	W	87-59	3825
01/12/2025	Alabama	L	78-84	7844
01/16/2025	Florida	W	94-69	2884

OPPONENTS GAME BY GAME COMPARISON

				Total		3-Pointers		Free throws		Rebounds											
Opponent	Date	Score		FG-FGA	PCT	3FG-3FGA	PCT	FT-FTA	PCT	OFF	DEF	TOT	AVG	PF	A	TO	BLK	STL	PTS	AVG	
vs Southern California	11/04/2024	66-68	L	22-55	.400	1-11	.091	23-29	.793	15	34	49	49.0	15	12	27	10	9	68	68.0	
Ark.-Pine Bluff	11/10/2024	85-24	W	9-61	.148	2-22	.091	4-4	1.000	13	18	31	40.0	18	8	22	5	4	24	46.0	
at Delaware St.	11/14/2024	80-42	W	17-46	.370	6-10	.600	2-3	.667	8	18	26	35.3	11	7	23	1	4	42	44.7	
Jackson St.	11/18/2024	76-44	W	18-51	.353	2-6	.333	6-8	.750	13	20	33	34.8	21	9	29	1	5	44	44.5	
vs Boston College	11/25/2024	92-55	W	18-49	.367	2-7	.286	17-19	.895	8	16	24	32.6	19	9	20	4	7	55	46.6	
vs UConn	11/27/2024	60-73	L	31-53	.585	3-14	.214	8-11	.727	7	30	37	33.3	14	15	18	5	6	73	51.0	
Alabama St.	11/30/2024	89-24	W	8-42	.190	1-15	.067	7-9	.778	9	16	25	32.1	23	5	33	6	7	24	47.1	
at NC State	12/05/2024	61-68	L	25-54	.463	8-14	.571	10-20	.500	14	31	45	33.8	13	12	22	5	6	68	49.8	
Tennessee St.	12/08/2024	85-38	W	13-55	.236	3-19	.158	9-16	.563	14	20	34	33.8	22	2	22	2	4	38	48.4	
South Alabama	12/15/2024	94-39	W	13-41	.317	3-14	.214	10-18	.556	7	18	25	32.9	23	6	30	1	5	39	47.5	
Mississippi Val.	12/21/2024	78-44	W	16-47	.340	4-14	.286	8-11	.727	9	16	25	32.2	17	10	24	2	5	44	47.2	
Alcorn	12/30/2024	93-41	W	15-43	.349	4-6	.667	7-11	.636	6	11	17	30.9	21	9	19	1	2	41	46.7	
at Auburn	01/02/2025	85-58	W	19-39	.487	0-3	.000	20-26	.769	5	17	22	30.2	26	7	29	1	5	58	47.5	
at Texas A&M	01/05/2025	58-60	L	22-54	.407	4-16	.250	12-18	.667	12	25	37	30.7	17	7	17	5	6	60	48.4	
Vanderbilt	01/09/2025	87-59	W	23-53	.434	4-17	.235	9-14	.643	7	19	26	30.4	13	16	23	1	9	59	49.1	
Alabama	01/12/2025	78-84	L	28-50	.560	12-19	.632	16-27	.593	5	21	26	30.1	14	15	12	4	6	84	51.3	
Florida	01/16/2025	94-69	W	23-46	.500	7-13	.538	16-25	.640	9	18	27	29.9	21	18	29	4	6	69	52.4	
Total		890		320-839	.381	66-220	.300	184-269	.684	161	348	509	29.9	308	167	399	58	96	890	52.4	
Ole Miss		1361		502-1090	.461	100-311	.322	257-359	.716	275	390	665	39.1	284	310	228	87	213	1361	80.1	

Opponents Averages

Games Played	Points/ game	FG Pct	3FG Pct	FT Pct	Rebounds/ game	Assists/ game	Turnovers/ game	Assist/Turnover ratio	Steals/ game	Blocks/ game
17	52.4	38.1	30.0	68.4	29.9	9.8	23.5	0.4	5.6	3.4

OLE MISS GAME-BY-GAME

Opponent	Date	Score		Total		3-Pointers		Free throws		Rebounds				PF	A	TO	BLK	STL	PTS	AVG
				FG-FGA	PCT	3FG-3FGA	PCT	FT-FTA	PCT	OFF	DEF	TOT	AVG							
vs Southern California	11/04/2024	66-68	L	22-76	.289	7-24	.292	15-21	.714	20	23	43	43.0	26	15	16	3	15	66	66.0
Ark.-Pine Bluff	11/10/2024	85-24	W	30-69	.435	9-23	.391	16-19	.842	21	38	59	51.0	13	18	14	12	7	85	75.5
at Delaware St.	11/14/2024	80-42	W	33-68	.485	8-21	.381	6-13	.462	19	22	41	47.7	8	21	6	5	10	80	77.0
Jackson St.	11/18/2024	76-44	W	26-60	.433	4-14	.286	20-33	.606	19	21	40	45.8	12	19	17	7	20	76	76.8
vs Boston College	11/25/2024	92-55	W	38-74	.514	4-17	.235	12-20	.600	23	22	45	45.6	16	14	13	6	10	92	79.8
vs UConn	11/27/2024	60-73	L	22-68	.324	8-25	.320	8-12	.667	16	14	30	43.0	14	10	11	2	10	60	76.5
Alabama St.	11/30/2024	89-24	W	35-64	.547	4-19	.211	15-24	.625	18	25	43	43.0	13	26	15	10	20	89	78.3
at NC State	12/05/2024	61-68	L	23-63	.365	3-17	.176	12-18	.667	13	22	35	42.0	20	4	14	5	14	61	76.1
Tennessee St.	12/08/2024	85-38	W	29-63	.460	7-17	.412	20-27	.741	17	30	47	42.6	17	18	11	6	14	85	77.1
South Alabama	12/15/2024	94-39	W	34-63	.540	4-16	.250	22-28	.786	13	24	37	42.0	20	24	11	6	15	94	78.8
Mississippi Val.	12/21/2024	78-44	W	29-66	.439	5-20	.250	15-21	.714	24	22	46	42.4	12	21	17	7	9	78	78.7
Alcorn	12/30/2024	93-41	W	37-55	.673	3-11	.273	16-25	.640	9	24	33	41.6	12	28	5	5	11	93	79.9
at Auburn	01/02/2025	85-58	W	28-51	.549	7-15	.467	22-30	.733	8	16	24	40.2	26	15	18	3	18	85	80.3
at Texas A&M	01/05/2025	58-60	L	19-53	.358	4-12	.333	16-22	.727	12	20	32	39.6	14	8	14	1	9	58	78.7
Vanderbilt	01/09/2025	87-59	W	33-63	.524	9-22	.409	12-13	.923	11	25	36	39.4	17	26	18	3	6	87	79.3
Alabama	01/12/2025	78-84	L	29-68	.426	7-21	.333	13-14	.929	18	24	42	39.6	23	18	13	4	6	78	79.2
Florida	01/16/2025	94-69	W	35-66	.530	7-17	.412	17-19	.895	14	18	32	39.1	21	25	15	2	19	94	80.1
Total		1361		502-1090	.461	100-311	.322	257-359	.716	275	390	665	39.1	284	310	228	87	213	1361	80.1
Opponents		890		320-839	.381	66-220	.300	184-269	.684	161	348	509	29.9	308	167	399	58	96	890	52.4

Ole Miss Averages

Games Played	Points/game	FG Pct	3FG Pct	FT Pct	Rebounds/game	Assists/game	Turnovers/game	Assist/Turnover ratio	Steals/game	Blocks/game
17	80.1	46.1	32.2	71.6	39.1	18.2	13.4	1.4	12.5	5.1

HOME STATS

Game Records

Record	Overall	Home	Away	Neutral
ALL GAMES	9-1	9-1	0-0	0-0
CONFERENCE	2-1	2-1	0-0	0-0
NON-CONFERENCE	7-0	7-0	0-0	0-0

Score by Periods

Team	1st	2nd	3rd	4th	OT	TOT
Ole Miss	201	214	233	211	0	859
Opponents	104	121	119	122	0	466

Team Box Score

No.	Player				Total		3-Point		F-Throw		Rebounds												
		GP-GS	MIN	AVG	FG-FGA	FG%	3FG-3FGA	3FG%	FT-FTA	FT%	OFF	DEF	TOT	AVG	PF	DQ	A	TO	BLK	STL	PTS	AVG	
0	THIENOU, Sira	10-9	242:55	24.3	61-92	.663	15-24	.625	20-28	.714	20	32	52	5.2	22	0	31	13	4	27	157	15.7	
7	JACOBS, Starr	10-10	208:26	20.8	47-76	.618	0-0	.000	29-36	.806	33	29	62	6.2	12	0	14	17	5	18	123	12.3	
3	TODD-WILLIAMS, Kennedy	10-10	277:15	27.7	36-95	.379	11-40	.275	37-42	.881	22	36	58	5.8	15	0	37	12	12	16	120	12.0	
24	SCOTT, Madison	10-10	279:36	28.0	42-76	.553	1-5	.200	15-21	.714	16	36	52	5.2	22	1	48	20	11	10	100	10.0	
12	IWUALA, Christeen	10-0	125:54	12.6	33-45	.733	0-0	.000	14-28	.500	18	22	40	4.0	14	0	2	4	10	3	80	8.0	
2	SADLER, Tameiya	8-7	201:21	25.2	21-55	.382	9-25	.360	7-8	.875	1	10	11	1.4	17	0	33	8	1	16	58	7.3	
1	DEANS, Kirsten	10-2	177:53	17.8	22-57	.386	12-41	.293	8-11	.727	4	19	23	2.3	16	0	30	18	0	8	64	6.4	
33	RICHARDSON, Kharyssa	10-1	131:44	13.2	20-47	.426	2-8	.250	20-26	.769	8	20	28	2.8	20	0	5	15	4	3	62	6.2	
35	COLLINS, Rhema	6-0	46:33	7.8	9-17	.529	0-0	.000	9-13	.692	8	8	16	2.7	6	0	1	5	5	7	27	4.5	
20	THOMPSON, Ayanna	9-1	135:30	15.1	11-37	.297	6-26	.231	3-5	.600	2	11	13	1.4	5	0	10	4	2	10	31	3.4	
13	NOEL, Mariyah	9-0	81:05	9.0	10-25	.400	3-9	.333	3-3	1.000	4	4	8	0.9	6	0	3	6	6	2	26	2.9	
14	CARRERA, Heloisa	6-0	28:57	4.8	4-8	.500	0-0	.000	1-2	.500	5	1	6	1.0	2	0	4	6	1	3	9	1.5	
11	DJALÓ, Fatu	9-0	53:16	5.9	1-4	.250	0-2	.000	0-0	.000	0	1	1	0.1	3	0	3	4	0	3	2	0.2	
9	GBEMUOTOR, Jite	5-0	09:33	1.9	0-3	.000	0-0	.000	0-0	.000	1	2	3	0.6	0	0	2	1	1	1	0	0.0	
Team											22	20	42					3					
Total		10	2000		317-637	.498	59-180	.328	166-223	.744	164	251	415	41.5	160	1	223	136	62	127	859	85.9	
Opponents		10	2000		166-489	.339	42-145	.290	92-143	.643	92	177	269	26.9	193	2	98	243	27	53	466	46.6	

AWAY STATS

Game Records

Record	Overall	Home	Away	Neutra
ALL GAMES	2-2	0-0	2-2	0-0
CONFERENCE	1-1	0-0	1-1	0-0
NON-CONFERENCE	1-1	0-0	1-1	0-0

Score by Periods

Team	1st	2nd	3rd	4th	OT	TOT
Ole Miss	67	77	70	70	0	284
Opponents	50	53	65	60	0	228

Team Box Score

No.	Player				Total		3-Point		F-Throw		Rebounds											
		GP-GS	MIN	AVG	FG-FGA	FG%	3FG-3FGA	3FG%	FT-FTA	FT%	OFF	DEF	TOT	AVG	PF	DQ	A	TO	BLK	STL	PTS	AVG
3	TODD-WILLIAMS, Kennedy	4-4	126:20	31.6	16-36	.444	4-11	.364	15-19	.789	6	15	21	5.3	10	0	10	6	3	9	51	12.8
24	SCOTT, Madison	4-4	115:15	28.8	20-46	.435	0-0	.000	9-17	.529	8	10	18	4.5	11	1	9	13	4	3	49	12.3
1	DEANS, Kirsten	4-2	88:23	22.1	13-27	.481	8-18	.444	9-10	.900	3	5	8	2.0	1	0	13	6	2	8	43	10.8
7	JACOBS, Starr	4-4	109:05	27.3	18-30	.600	0-0	.000	6-10	.600	11	16	27	6.8	9	1	6	3	2	4	42	10.5
0	THIENOU, Sira	4-2	111:47	27.9	15-32	.469	2-8	.250	9-14	.643	6	11	17	4.3	13	0	4	3	1	13	41	10.3
2	SADLER, Tameiya	4-4	117:05	29.3	11-34	.324	6-19	.316	2-3	.667	4	8	12	3.0	8	0	4	10	0	10	30	7.5
33	RICHARDSON, Kharyssa	4-0	47:10	11.8	5-14	.357	1-4	.250	0-0	.000	1	3	4	1.0	6	0	0	2	1	1	11	2.8
12	IWUALA, Christeen	4-0	43:21	10.8	2-4	.500	0-0	.000	6-10	.600	4	5	9	2.3	7	0	2	7	1	1	10	2.5
13	NOEL, Mariyah	1-0	05:13	5.2	1-4	.250	0-1	.000	0-0	.000	2	0	2	2.0	0	0	0	0	0	0	2	2.0
14	CARRERA, Heloisa	1-0	04:20	4.3	1-1	1.000	0-0	.000	0-0	.000	1	0	1	1.0	0	0	0	0	0	0	2	2.0
20	THOMPSON, Ayanna	3-0	22:51	7.6	1-4	.250	1-4	.250	0-0	.000	1	1	2	0.7	2	0	0	1	0	2	3	1.0
35	COLLINS, Rhema	2-0	03:09	1.6	0-1	.000	0-0	.000	0-0	.000	1	0	1	0.5	1	0	0	0	0	0	0	0.0
11	DJALÓ, Fatu	1-0	06:01	6.0	0-2	.000	0-0	.000	0-0	.000	0	0	0	0.0	0	0	0	0	0	0	0	0.0
Team											4	6	10				1					
Total		4	800		103-235	.438	22-65	.338	56-83	.675	52	80	132	33.0	68	2	48	52	14	51	284	71.0
Opponents		4	800		83-193	.430	18-43	.419	44-67	.657	39	91	130	32.5	67	2	33	91	12	21	228	57.0

NEUTRAL SITE STATS

Game Records

Record	Overall	Home	Away	Neutral
ALL GAMES	1-2	0-0	0-0	1-2
CONFERENCE	0-0	0-0	0-0	0-0
NON-CONFERENCE	1-2	0-0	0-0	1-2

Score by Periods

Team	1st	2nd	3rd	4th	OT	TOT
Ole Miss	44	41	72	61	0	218
Opponents	42	55	49	50	0	196

Team Box Score

No.	Player				Total		3-Point		F-Throw		Rebounds													
		GP-GS	MIN	AVG	FG-FGA	FG%	3FG-3FGA	3FG%	FT-FTA	FT%	OFF	DEF	TOT	AVG	PF	DQ	A	TO	BLK	STL	PTS	AVG		
1	DEANS, Kirsten	3-3	82:19	27.4	16-43	.372	8-27	.296	11-11	1.000	2	4	6	2.0	11	1	5	7	1	3	51	17.0		
3	TODD-WILLIAMS, Kennedy	3-3	95:53	32.0	14-43	.326	4-11	.364	6-9	.667	4	10	14	4.7	6	0	8	4	1	2	38	12.7		
7	JACOBS, Starr	3-3	67:42	22.6	12-19	.632	0-0	.000	6-10	.600	15	7	22	7.3	10	0	0	9	0	7	30	10.0		
24	SCOTT, Madison	3-3	90:57	30.3	13-39	.333	2-5	.400	1-7	.143	4	11	15	5.0	7	0	11	2	3	5	29	9.7		
0	THIENOU, Sira	3-2	67:01	22.3	10-29	.345	2-10	.200	2-2	1.000	11	5	16	5.3	5	0	4	2	0	7	24	8.0		
2	SADLER, Tameiya	3-1	65:29	21.8	5-15	.333	2-6	.333	4-4	1.000	2	3	5	1.7	7	0	6	4	1	5	16	5.3		
12	IWUALA, Christeen	3-0	48:15	16.1	6-11	.545	0-0	.000	1-2	.500	6	8	14	4.7	3	0	1	5	3	3	13	4.3		
20	THOMPSON, Ayanna	3-0	39:37	13.2	4-11	.364	1-6	.167	1-2	.500	1	0	1	0.3	1	0	2	1	0	1	10	3.3		
35	COLLINS, Rhema	3-0	14:22	4.8	2-4	.500	0-0	.000	3-6	.500	4	2	6	2.0	1	0	2	0	1	1	7	2.3		
33	RICHARDSON, Kharyssa	2-0	10:17	5.1	0-3	.000	0-1	.000	0-0	.000	0	0	0	0.0	4	0	0	3	1	0	0	0.0		
13	NOEL, Mariyah	2-0	03:21	1.7	0-0	.000	0-0	.000	0-0	.000	0	0	0	0.0	1	0	0	0	0	0	0	0.0		
9	GBEMUOTOR, Jite	1-0	01:21	1.4	0-0	.000	0-0	.000	0-0	.000	1	0	1	1.0	0	0	0	0	0	0	0	0.0		
11	DJALÓ, Fatu	1-0	02:06	2.1	0-1	.000	0-0	.000	0-0	.000	0	0	0	0.0	0	0	0	1	0	1	0	0.0		
14	CARRERA, Heloisa	1-0	01:21	1.4	0-0	.000	0-0	.000	0-0	.000	0	0	0	0.0	0	0	0	0	0	0	0	0.0		
Team											9	9	18				2							
Total		3	590		82-218	.376	19-66	.288	35-53	.660	59	59	118	39.3	56	1	39	40	11	35	218	72.7		
Opponents		3	600		71-157	.452	6-32	.188	48-59	.814	30	80	110	36.7	48	0	36	65	19	22	196	65.3		

IN WINS

Score by Periods

Team Records					Score by Period						
Record	Overall	Home	Away	Neutral	Team	1st	2nd	3rd	4th	OT	TOT
ALL GAMES	12-0	9-0	2-0	1-0	Ole Miss	243	268	281	246	0	1038
CONFERENCE	3-0	2-0	1-0	0-0	Opponents	117	141	145	134	0	537
NON-CONFERENCE	9-0	7-0	1-0	1-0							

Score by Periods

No. Player					Total		3-Point		F-Throw		Rebounds													
		GP-GS	MIN	AVG	FG-FGA	FG%	3FG-3FGA	3FG%	FT-FTA	FT%	OFF	DEF	TOT	AVG	PF	DQ	A	TO	BLK	STL	PTS	AVG		
0	THIENOU, Sira	12-10	300:36	25.0	74-111	.667	19-31	.613	23-36	.639	26	39	65	5.4	25	0	33	10	5	36	190	15.8		
3	TODD-WILLIAMS, Kennedy	12-12	325:22	27.1	49-115	.426	12-42	.286	48-53	.906	24	42	66	5.5	16	0	47	14	14	20	158	13.8		
7	JACOBS, Starr	12-12	243:18	20.3	58-88	.659	0-0	.000	25-38	.658	39	37	76	6.3	19	1	17	20	4	18	141	11.8		
24	SCOTT, Madison	12-12	308:05	25.7	50-89	.562	1-3	.333	16-26	.615	18	39	57	4.8	24	1	50	25	13	13	117	9.8		
1	DEANS, Kirsten	12-4	226:44	18.9	30-71	.423	16-50	.320	16-20	.800	5	22	27	2.3	14	0	39	20	2	12	92	7.7		
12	IWUALA, Christeen	12-0	150:34	12.5	34-48	.708	0-0	.000	16-32	.500	21	25	46	3.8	18	0	3	10	12	4	84	7.0		
2	SADLER, Tameiya	10-8	244:42	24.5	24-66	.364	9-30	.300	9-10	.900	2	11	13	1.3	20	0	35	14	1	23	66	6.6		
33	RICHARDSON, Kharyssa	12-1	168:21	14.0	25-56	.446	3-10	.300	20-26	.769	9	21	30	2.5	25	0	5	16	5	3	73	6.1		
20	THOMPSON, Ayanna	10-1	166:20	16.6	16-50	.320	8-34	.235	4-7	.571	2	10	12	1.2	6	0	11	4	2	12	44	4.4		
35	COLLINS, Rhema	9-0	59:47	6.6	10-20	.500	0-0	.000	12-19	.632	12	10	22	2.4	8	0	3	5	6	8	32	3.6		
13	NOEL, Mariyah	11-0	89:16	8.1	11-29	.379	3-10	.300	3-3	1.000	6	4	10	0.9	7	0	3	6	6	2	28	2.5		
14	CARRERA, Heloisa	8-0	34:38	4.3	5-9	.556	0-0	.000	1-2	.500	6	1	7	0.9	2	0	4	6	1	3	11	1.4		
11	DJALÓ, Fatu	11-0	61:23	5.6	1-7	.143	0-2	.000	0-0	.000	0	1	1	0.1	3	0	3	5	0	4	2	0.2		
9	GBEMUOTOR, Jite	6-0	10:54	1.8	0-3	.000	0-0	.000	0-0	.000	2	2	4	0.7	0	0	2	1	1	1	0	0.0		
Team											24	23	47					4						
Total		12	2390		387-762	.508	71-212	.335	193-272	.710	196	287	483	40.3	187	2	255	160	72	159	1038	86.5		
Opponents		12	2400		192-573	.335	38-146	.260	115-164	.701	108	207	315	26.3	235	4	106	303	29	63	537	44.8		

IN LOSSES

Score by Periods

Game Records					Score by Periods						
Record	Overall	Home	Away	Neutral	Team	1st	2nd	3rd	4th	OT	TOT
ALL GAMES	0-5	0-1	0-2	0-2	Ole Miss	69	64	94	96	0	323
CONFERENCE	0-2	0-1	0-1	0-0	Opponents	79	88	88	98	0	353
NON-CONFERENCE	0-3	0-0	0-1	0-2							

Score by Periods

No.	Player				Total		3-Point			F-Throw		Rebounds													
		GP-GS	MIN	AVG	FG-FGA	FG%	3FG-3FGA	3FG%	FT-FTA	FT%	OFF	DEF	TOT	AVG	PF	DQ	A	TO	BLK	STL	PTS	AVG			
1	DEANS, Kirsten	5-3	121:51	24.4	21-56	.375	12-36	.333	12-12	1.000	4	6	10	2.0	14	1	9	11	1	7	66	13.2			
24	SCOTT, Madison	5-5	177:44	35.5	25-72	.347	2-7	.286	9-19	.474	10	18	28	5.6	16	1	18	10	5	5	61	12.2			
7	JACOBS, Starr	5-5	141:55	28.4	19-37	.514	0-0	.000	16-18	.889	20	15	35	7.0	12	0	3	9	3	11	54	10.8			
3	TODD-WILLIAMS, Kennedy	5-5	174:06	34.8	17-59	.288	7-20	.350	10-17	.588	8	19	27	5.4	15	0	8	8	2	7	51	10.2			
2	SADLER, Tameiya	5-4	139:13	27.8	13-38	.342	8-20	.400	4-5	.800	5	10	15	3.0	12	0	8	8	1	8	38	7.6			
0	THIENOU, Sira	5-3	121:08	24.2	12-42	.286	0-11	.000	8-8	1.000	11	9	20	4.0	15	0	6	8	0	11	32	6.4			
12	IWUALA, Christeen	5-0	66:56	13.4	7-12	.583	0-0	.000	5-8	.625	7	10	17	3.4	6	0	2	6	2	3	19	3.8			
35	COLLINS, Rhema	2-0	04:17	2.1	1-2	.500	0-0	.000	0-0	.000	1	0	1	0.5	0	0	0	0	0	0	2	1.0			
20	THOMPSON, Ayanna	5-0	31:37	6.3	0-2	.000	0-2	.000	0-0	.000	2	2	4	0.8	2	0	1	2	0	1	0	0.0			
33	RICHARDSON, Kharyssa	4-0	20:50	5.2	0-8	.000	0-3	.000	0-0	.000	0	2	2	0.5	5	0	0	4	1	1	0	0.0			
13	NOEL, Mariyah	1-0	00:23	0.4	0-0	.000	0-0	.000	0-0	.000	0	0	0	0.0	0	0	0	0	0	0	0	0.0			
Team											11	12	23				2								
Total		5	1000		115-328	.351	29-99	.293	64-87	.736	79	103	182	36.4	97	2	55	68	15	54	323	64.6			
Opponents		5	1000		128-266	.481	28-74	.378	69-105	.657	53	141	194	38.8	73	0	61	96	29	33	353	70.6			

CONFERENCE

Game Records

Record	Overall	Home	Away	Neutral
ALL GAMES	3-2	2-1	1-1	0-0
CONFERENCE	3-2	2-1	1-1	0-0
NON-CONFERENCE	0-0	0-0	0-0	0-0

Score by Periods

Team	1st	2nd	3rd	4th	OT	TOT
Ole Miss	102	97	109	94	0	402
Opponents	64	70	90	106	0	330

Team Box Score

No.	Player				Total		3-Point		F-Throw		Rebounds													
		GP-GS	MIN	AVG	FG-FGA	FG%	3FG-3FGA	3FG%	FT-FTA	FT%	OFF	DEF	TOT	AVG	PF	DQ	A	TO	BLK	STL	PTS	AVG		
0	THIENOU, Sira	5-5	153:20	30.7	32-56	.571	6-15	.400	5-10	.500	7	14	21	4.2	17	0	14	11	1	19	75	15.0		
3	TODD-WILLIAMS, Kennedy	5-5	166:30	33.3	20-39	.513	7-16	.438	27-30	.900	10	16	26	5.2	12	0	22	7	3	11	74	14.8		
7	JACOBS, Starr	5-5	128:55	25.8	27-46	.587	0-0	.000	16-17	.941	19	16	35	7.0	14	1	8	9	2	6	70	14.0		
1	DEANS, Kirsten	5-0	93:48	18.8	16-32	.500	11-23	.478	9-11	.818	1	5	6	1.2	8	0	7	9	0	5	52	10.4		
24	SCOTT, Madison	5-5	171:34	34.3	19-47	.404	0-2	.000	9-12	.750	5	17	22	4.4	17	2	22	17	3	2	47	9.4		
2	SADLER, Tameiya	5-5	139:27	27.9	12-42	.286	9-23	.391	5-5	1.000	2	10	12	2.4	10	0	16	9	1	12	38	7.6		
33	RICHARDSON, Kharyssa	5-0	57:34	11.5	10-20	.500	1-4	.250	3-3	1.000	3	4	7	1.4	12	0	1	4	1	1	24	4.8		
12	IWUALA, Christeen	5-0	53:58	10.8	8-9	.889	0-0	.000	5-8	.625	4	7	11	2.2	9	0	2	5	2	1	21	4.2		
14	CARRERA, Heloisa	1-0	02:27	2.5	0-1	.000	0-0	.000	1-2	.500	2	0	2	2.0	0	0	0	1	0	1	1	1.0		
20	THOMPSON, Ayanna	4-0	21:04	5.3	0-4	.000	0-4	.000	0-0	.000	1	2	3	0.8	1	0	0	3	0	0	0	0.0		
35	COLLINS, Rhema	2-0	02:09	1.1	0-1	.000	0-0	.000	0-0	.000	1	1	2	1.0	1	0	0	1	0	0	0	0.0		
13	NOEL, Mariyah	2-0	04:22	2.2	0-1	.000	0-0	.000	0-0	.000	0	0	0	0.0	0	0	0	0	0	0	0	0.0		
9	GBEMUOTOR, Jite	1-0	00:58	1.0	0-2	.000	0-0	.000	0-0	.000	0	0	0	0.0	0	0	0	0	0	0	0	0.0		
11	DJALÓ, Fatu	2-0	03:53	1.9	0-1	.000	0-0	.000	0-0	.000	0	0	0	0.0	0	0	0	0	0	0	0	0.0		
Team											8	11	19					2						
Total		5	1000		144-301	.478	34-87	.391	80-98	.816	63	103	166	33.2	101	3	92	78	13	58	402	80.4		
Opponents		5	1000		115-242	.475	27-68	.397	73-110	.664	38	100	138	27.6	91	2	63	110	15	32	330	66.0		

NON-CONFERENCE

Game Records

Record	Overall	Home	Away	Neutral
ALL GAMES	9-3	7-0	1-1	1-2
CONFERENCE	0-0	0-0	0-0	0-0
NON-CONFERENCE	9-3	7-0	1-1	1-2

Score by Periods

Team	1st	2nd	3rd	4th	OT	TOT
Ole Miss	210	235	266	248	0	959
Opponents	132	159	143	126	0	560

Team Box Score

No.	Player				Total		3-Point		F-Throw		Rebounds													
		GP-GS	MIN	AVG	FG-FGA	FG%	3FG-3FGA	3FG%	FT-FTA	FT%	OFF	DEF	TOT	AVG	PF	DQ	A	TO	BLK	STL	PTS	AVG		
0	THIENOU, Sira	12-8	268:23	22.4	54-97	.557	13-27	.481	26-34	.765	30	34	64	5.3	23	0	25	7	4	28	147	12.3		
3	TODD-WILLIAMS, Kennedy	12-12	332:58	27.7	46-135	.341	12-46	.261	31-40	.775	22	45	67	5.6	19	0	33	15	13	16	135	11.3		
24	SCOTT, Madison	12-12	314:14	26.2	56-114	.491	3-8	.375	16-33	.485	23	40	63	5.3	23	0	46	18	15	16	131	10.9		
7	JACOBS, Starr	12-12	256:18	21.4	50-79	.633	0-0	.000	25-39	.641	40	36	76	6.3	17	0	12	20	5	23	125	10.4		
1	DEANS, Kirsten	12-7	254:47	21.2	35-95	.368	17-63	.270	19-21	.905	8	23	31	2.6	20	1	41	22	3	14	106	8.8		
12	IWUALA, Christeen	12-0	163:32	13.6	33-51	.647	0-0	.000	16-32	.500	24	28	52	4.3	15	0	3	11	12	6	82	6.8		
2	SADLER, Tameiya	10-7	244:28	24.4	25-62	.403	8-27	.296	8-10	.800	5	11	16	1.6	22	0	27	13	1	19	66	6.6		
33	RICHARDSON, Kharyssa	11-1	131:37	12.0	15-44	.341	2-9	.222	17-23	.739	6	19	25	2.3	18	0	4	16	5	3	49	4.5		
20	THOMPSON, Ayanna	11-1	176:53	16.1	16-48	.333	8-32	.250	4-7	.571	3	10	13	1.2	7	0	12	3	2	13	44	4.0		
35	COLLINS, Rhema	9-0	61:55	6.9	11-21	.524	0-0	.000	12-19	.632	12	9	21	2.3	7	0	3	4	6	8	34	3.8		
13	NOEL, Mariyah	10-0	85:17	8.5	11-28	.393	3-10	.300	3-3	1.000	6	4	10	1.0	7	0	3	6	6	2	28	2.8		
14	CARRERA, Heloisa	7-0	32:11	4.6	5-8	.625	0-0	.000	0-0	.000	4	1	5	0.7	2	0	4	5	1	2	10	1.4		
11	DJALÓ, Fatu	9-0	57:30	6.4	1-6	.167	0-2	.000	0-0	.000	0	1	1	0.1	3	0	3	5	0	4	2	0.2		
9	GBEMUOTOR, Jite	5-0	09:57	2.0	0-1	.000	0-0	.000	0-0	.000	2	2	4	0.8	0	0	2	1	1	1	0	0.0		
Team											27	24	51					4						
Total		12	2390		358-789	.454	66-224	.295	177-261	.678	212	287	499	41.6	183	1	218	150	74	155	959	79.9		
Opponents		12	2400		205-597	.343	39-152	.257	111-159	.698	123	248	371	30.9	217	2	104	289	43	64	560	46.7		

SEASON/CAREER STATS

Summary

Summary		Season Statistics										Career Statistics									
Player	GP-GS	MIN/G	FG%	3FG%	FT%	R/G	A/G	STL	BLK	PTS/G	GP-GS	MIN/G	FG%	3FG%	FT%	R/G	A/G	STL	BLK	PTS/G	
CARRERA, Heloisa	8-0	4.3	.556	.000	.500	0.9	0.5	3	1	1.4	8-0	4.3	.556	.000	.500	0.9	0.5	3	1	1.4	
COLLINS, Rhema	11-0	5.8	.500	.000	.632	2.1	0.3	8	6	3.1	22-0	5.4	.419	1.000	.643	1.8	0.3	9	8	2.0	
DEANS, Kirsten	17-7	20.5	.402	.326	.875	2.2	2.8	19	3	9.3	131-88	26.4	.400	.357	.826	3.3	3.2	177	17	11.3	
DJALÓ, Fatu	11-0	5.6	.143	.000	.000	0.1	0.3	4	0	0.2	11-0	5.6	.143	.000	.000	0.1	0.3	4	0	0.2	
GBEMUOTOR, Jite	6-0	1.8	.000	.000	.000	0.7	0.3	1	1	0.0	6-0	1.8	.000	.000	.000	0.7	0.3	1	1	0.0	
IWUALA, Christeen	17-0	12.8	.683	.000	.525	3.7	0.3	7	14	6.1	85-2	12.1	.523	.000	.559	3.3	0.5	34	28	3.8	
JACOBS, Starr	17-17	22.7	.616	.000	.732	6.5	1.2	29	7	11.5	76-75	30.2	.532	.000	.685	7.5	2.1	186	39	17.7	
NOEL, Mariyah	12-0	7.5	.379	.300	1.000	0.8	0.3	2	6	2.3	32-0	7.6	.397	.278	.692	1.0	0.4	6	10	1.9	
RICHARDSON, Kharyssa	16-1	11.8	.391	.231	.769	2.0	0.3	4	6	4.6	77-34	17.0	.430	.297	.740	3.4	0.4	47	46	6.1	
SADLER, Tameiya	15-12	25.6	.356	.340	.867	1.9	2.9	31	2	6.9	127-48	20.2	.388	.335	.743	2.4	1.8	193	28	6.1	
SCOTT, Madison	17-17	28.6	.466	.300	.556	5.0	4.0	18	18	10.5	139-134	28.1	.497	.238	.667	6.9	2.3	144	121	10.9	
THIENOU, Sira	17-13	24.8	.562	.452	.705	5.0	2.3	47	5	13.1	17-13	24.8	.562	.452	.705	5.0	2.3	47	5	13.1	
THOMPSON, Ayanna	15-1	13.2	.308	.222	.571	1.1	0.8	13	2	2.9	74-2	11.2	.328	.276	.769	1.1	0.4	27	6	2.3	
TODD-WILLIAMS, Kennedy	17-17	29.4	.379	.306	.829	5.5	3.2	27	16	12.3	139-112	28.2	.393	.303	.774	5.3	2.1	177	67	10.7	

Scoring

Season	Season Statistics								Career Statistics							
Player	FG-FGA	FG%	3FG-3FGA	3FG%	FT-FTA	FT%	PTS	PTS/G	FG-FGA	FG%	3FG-3FGA	3FG%	FT-FTA	FT%	PTS	PTS/G
CARRERA, Heloisa	5-9	.556	0-0	.000	1-2	.500	11	1.4	5-9	.556	0-0	.000	1-2	.500	11	1.4
COLLINS, Rhema	11-22	.500	0-0	.000	12-19	.632	34	3.1	13-31	.419	1-1	1.000	18-28	.643	45	2.0
DEANS, Kirsten	51-127	.402	28-86	.326	28-32	.875	158	9.3	481-1204	.400	199-558	.357	319-386	.826	1480	11.3
DJALÓ, Fatu	1-7	.143	0-2	.000	0-0	.000	2	0.2	1-7	.143	0-2	.000	0-0	.000	2	0.2
GBEMUOTOR, Jite	0-3	.000	0-0	.000	0-0	.000	0	0.0	0-3	.000	0-0	.000	0-0	.000	0	0.0
IWUALA, Christeen	41-60	.683	0-0	.000	21-40	.525	103	6.1	135-258	.523	0-0	.000	57-102	.559	327	3.8
JACOBS, Starr	77-125	.616	0-0	.000	41-56	.732	195	11.5	510-958	.532	0-2	.000	326-476	.685	1346	17.7
NOEL, Mariyah	11-29	.379	3-10	.300	3-3	1.000	28	2.3	23-58	.397	5-18	.278	9-13	.692	60	1.9
RICHARDSON, Kharyssa	25-64	.391	3-13	.231	20-26	.769	73	4.6	174-405	.430	11-37	.297	108-146	.740	467	6.1
SADLER, Tameiya	37-104	.356	17-50	.340	13-15	.867	104	6.9	290-748	.388	71-212	.335	127-171	.743	778	6.1
SCOTT, Madison	75-161	.466	3-10	.300	25-45	.556	178	10.5	575-1156	.497	5-21	.238	360-540	.667	1515	10.9
THIENOU, Sira	86-153	.562	19-42	.452	31-44	.705	222	13.1	86-153	.562	19-42	.452	31-44	.705	222	13.1
THOMPSON, Ayanna	16-52	.308	8-36	.222	4-7	.571	44	2.9	63-192	.328	27-98	.276	20-26	.769	173	2.3
TODD-WILLIAMS, Kennedy	66-174	.379	19-62	.306	58-70	.829	209	12.3	512-1302	.393	129-426	.303	332-429	.774	1485	10.7

Totals

Totals		Season Statistics							Career Statistics							
Player	O-REB	D-REB	TOTAL	PF	FO	A	TO	A/TO	O-REB	D-REB	TOTAL	PF	FO	A	TO	A/TO
CARRERA, Heloisa	6	1	7	2	0	4	6	0.7	6	1	7	2	0	4	6	0.7
COLLINS, Rhema	13	10	23	8	0	3	5	0.6	20	19	39	15	0	6	9	0.7
DEANS, Kirsten	9	28	37	28	1	48	31	1.5	76	353	429	327	7	413	331	1.2
DJALÓ, Fatu	0	1	1	3	0	3	5	0.6	0	1	1	3	0	3	5	0.6
GBEMUOTOR, Jite	2	2	4	0	0	2	1	2.0	2	2	4	0	0	2	1	2.0
IWUALA, Christeen	28	35	63	24	0	5	16	0.3	125	157	282	140	2	45	84	0.5
JACOBS, Starr	59	52	111	31	1	20	29	0.7	211	359	570	181	4	163	217	0.8
NOEL, Mariyah	6	4	10	7	0	3	6	0.5	14	17	31	21	1	12	18	0.7
RICHARDSON, Kharyssa	9	23	32	30	0	5	20	0.3	89	175	264	152	0	27	107	0.3
SADLER, Tameiya	7	21	28	32	0	43	22	2.0	88	220	308	204	0	225	163	1.4
SCOTT, Madison	28	57	85	40	2	68	35	1.9	337	618	955	326	6	320	283	1.1
THIENOU, Sira	37	48	85	40	0	39	18	2.2	37	48	85	40	0	39	18	2.2
THOMPSON, Ayanna	4	12	16	8	0	12	6	2.0	34	50	84	88	0	31	50	0.6
TODD-WILLIAMS, Kennedy	32	61	93	31	0	55	22	2.5	246	488	734	291	3	289	253	1.1

THE LAST TIME

AN OLE MISS TEAM...

Scored 100+ points at home 104, vs. Alcorn State (Dec. 8, 2020)
 Scored 100+ points on the road 110, vs. Delaware State (Nov. 18, 2017, Neutral)
 Scored 100+ points and lost Never Happened
 Scored 110+ points 110, vs. Delaware State (Nov. 18, 2017, Neutral)
 Won an overtime game 75-71 (OT) vs. Mississippi State (Feb. 18, 2024)
 Lost an overtime game 77-76, at Auburn (Jan. 22, 2023)
 Won a double overtime game 78-75, vs. Florida (Jan. 7, 2018)
 Lost a double overtime game 64-57, at Hawai'i (Nov. 27, 2010)
 Played a triple overtime game W, 102-101 (3OT) at LSU (Feb. 7, 2010)
 Played a four-overtime game L, 81-86 vs. Arkansas State (Dec. 7, 2001)
 Won an NCAA Tournament game 67-55 vs. #10 Marquette (Mar. 23, 2024)
 Won a WNIT game 60-50, vs. UNI (Mar. 26, 2021)
 Won an SEC Tournament game 84-74, vs. Florida (March 8, 2024)
 Made 40+ field goals 40, vs. Alcorn State (Dec. 8, 2020)
 Made 50+ field goals 51, vs. Missouri-St. Louis (Jan. 10, 1983)
 Made 10+ three-point field goals 12, at Tennessee (Feb. 27, 2020)
Had 20+ rebound margin. 21, vs. MVSU (Dec. 21, 2024)
Had 25+ rebound margin. 28, vs. Arkansas-Pine Bluff (Nov. 10, 2024)
Had 30+ rebound margin. 30, vs. Arkansas (March 3, 2024)
Had 50+ rebounds. 59, vs. Arkansas-Pine Bluff (Nov. 10, 2024)
Had 60+ rebounds. 62, vs. Savannah State (Dec. 8, 2018)
Had 70+ rebounds. 70, vs. Mississippi University for Women (Jan. 26, 1979)
 Had three players with 10+ rebounds Robertson (10), Lewis (10), Thomas (10) at Sam Houston State (Nov. 17, 2009)
Attempted 30+ free throws 30, at Auburn (Jan. 2, 2025)
 Attempted 35+ free throws 38, vs. Florida (March 8, 2024)
 Attempted 40+ free throws 42, vs. Jackson State (Dec. 15, 2020)
 Attempted 45+ free throws 46, at Rice (Nov. 17, 2006)
 Attempted 50+ free throws 50, vs. Mississippi University for Women (Jan. 24, 1976)
 Made 25+ free throws 27, vs. Florida (March 8, 2024)
 Made 30+ free throws 34, at UAB (Nov. 12, 2006)
 Made 35+ free throws 36, vs. Mississippi University for Women (Jan. 24, 1976)
Had 25+ assists. 25, vs. Florida (Jan. 16, 2025)
 Had 30+ assists 31, vs. Winston-Salem State (Dec. 20, 2009)
 Had 35+ assists 35, vs. Mississippi State (Feb. 16, 1985)
 Had 25+ turnovers 25, at Florida (Feb. 15, 2024)
 Had 35+ turnovers 36, at No. 6 Kentucky (Feb. 2, 2012)
Forced 25+ turnovers 29, vs. Florida (Jan. 16, 2025)
Forced 30+ turnovers 30, vs. South Alabama (Dec. 15, 2024)
 Forced 35+ turnovers 40, vs. Mississippi Valley State (Dec. 28, 2016)
 Forced 45+ turnovers 46, vs. Mississippi Valley State (Nov. 16, 2014)
Had 15+ steals 19, vs. Florida (Jan. 16, 2025)
Had 20+ steals 20, vs. Alabama State (Nov. 30, 2024)
 Had 25+ steals 25, vs. Alabama (Mar. 1, 2007)
Blocked 5+ shots. 5, vs. Alcorn State (Dec. 30, 2024)
Blocked 10+ shots. 10, vs. Alabama State (Nov. 30, 2024)
 Scored 50 points or less 50, vs. Belmont (Nov. 11, 2021)
 Scored 40 points or less 40, at #1 South Carolina (Jan. 27, 2022)
 Scored 50 or fewer and won 48-43, vs. Florida (Feb. 28, 2018)
 Beat a ranked team 54-49, vs. #5 Stanford (March 19, 2023)
 Beat a ranked team on the road 76-73, at #24 Arkansas at Arkansas (Jan. 29, 2023)
Kept every player on a team out of double figures vs. Alabama State (Nov. 30, 2024)
Had all five starters score in double figures vs. Vanderbilt (Jan. 9, 2025)
Had five+ players score in double figures 5, vs. Vanderbilt (Jan. 9, 2025)
 Had no players score in double figures vs. #6 Tennessee (Feb. 12, 2015)
 Overcame a 10-point+ halftime deficit to win 19, at Arkansas (Jan. 29, 2023)
 Overcame a 15-point+ halftime deficit to win 19, at Arkansas (Jan. 29, 2023)

AN OLE MISS PLAYER...

Scored 20+ points. 29, Sira Thienou vs. Florida (Jan. 16, 2025)
Scored 30+ points 33, Marquesha Davis vs. Florida (March 8, 2024)
Scored 40+ points 42, Bianca Thomas vs. LSU (Jan. 17, 2010)
Attempted 15+ field goals 17, Sira Thienou vs. Florida (Jan. 16, 2025)
Attempted 20+ field goals. 21, Marquesha Davis at Florida (Feb. 15, 2024)
Attempted 25+ field goals. 25, Shakira Austin vs. Rice (Mar. 28, 2021)
Recorded a double-double. Starr Jacobs 21 points & 12 rebounds vs. #18 Alabama (Jan. 12, 2025)
Recorded a triple-double Kayla Melson, 11 pts., 11 rbs. & 11 ast. vs. SE La. (Nov. 13, 2009)
 Had 10+ assists 10, Mimi Reid, vs. LSU (Jan. 4, 2021)
 Had 15+ assists 15, Kim Bullard vs. Middle Tennessee (Dec. 21, 1985)
 Had 5+ blocks 5, Rita Igboke, at Alabama (Jan. 4, 2024)
 Had 8+ blocks 8, Rita Igboke at Arkansas-Pine Bluff (Dec. 21, 2023)
 Had 10+ blocks 10, Promise Taylor at #14 Texas A&M (Feb. 8, 2018)
Had 5+ steals 7, Sira Thienou vs. Florida (Jan. 16, 2025)

Had 8+ steals 8, Valerie Nesbitt vs. Louisiana Tech (Nov. 23, 2019)
 Had 10+ steals 12, Armentie Price vs. Illinois (Dec. 2, 2006)
 Had 15+ rebounds 15, Madison Scott vs. Florida (March 8, 2024)
 Had 20+ rebounds 20, Armentie Price at Mississippi State (Jan. 26, 2006)
Made 10+ field goals. 12, Sira Thienou vs. Florida (Jan. 16, 2025)
 Made 15+ field goals 17, Jennifer Gillom vs. Memphis (Dec. 10, 1985)
Made 10+ free throws 11, Kennedy Todd-Williams at Auburn (Jan. 2, 2025)
 Made 15+ free throws 15, Tia Faleru at Kentucky (Feb. 13, 2014)
Attempted 10+ free throws 11, Kennedy Todd-Williams at Auburn (Jan. 2, 2025)
 Attempted 15+ free throws 17, Marquesha Davis vs. Florida (March 8, 2024)
 Attempted 20+ free throws 23, Tia Faleru at Kentucky (Feb. 13, 2014)
 Made 25 straight free throws 47, Crystal Allen, 2018-19 season
 Made 45 straight free throws 47, Crystal Allen, 2018-19 season
Made 5+ three-pointers. 5, Sira Thienou vs. Florida (Jan. 16, 2025)
 Made 8+ three-pointers 9, Crystal Allen vs. North Florida (Dec. 28, 2018)
 Made 10+ three-pointers 10, Torri Lewis vs. New Orleans (Dec. 14, 2015)
Attempted 10+ three-pointers. 12, KK Deans vs. #3 Southern California (Nov. 4, 2024, Neutral)
 Attempted 15+ three-pointers 16, Crystal Allen at Vanderbilt (Jan. 24, 2019)
 Had 10+ offensive rebounds 11, Tia Faleru vs. Southern (Nov. 20, 2014)
Had 10+ defensive rebounds 10, Kharyssa Richardson vs. Arkansas-Pine Bluff (November 10, 2024)
 Had 20+ points and 20+ rebounds Armentie Price, 22 points & 20 rebounds at Miss. State (Jan. 26, 2006)
 Had a double-double in two straight games Madison Scott vs. Arkansas (March 3, 2024), vs. Florida (March 8, 2024)
 Had a double-double in three straight games Madison Scott vs. Jacksonville, (Dec. 14, 2022), vs. McNeese State (Dec. 17, 2022), at Temple (Dec. 21, 2022)
 Had a double-double in four straight games Shakira Austin vs. #5 Texas A&M (Feb. 21, 2021), at #18 Arkansas (Feb. 19, 2021)
 at Alabama (Feb. 11, 2021), and vs. #14 Kentucky (Feb. 4, 2021)
 Had a double-double in five straight games Shakira Austin vs. #5 Texas A&M (Feb. 21, 2021), at #18 Arkansas (Feb. 19, 2021)
 at Alabama (Feb. 11, 2021), vs. #14 Kentucky (Feb. 4, 2021), and at LSU (Jan. 31, 2021)
 Had a double-double in seven straight games Armentie Price, Jan. 14-Feb. 8, 2007
 Had 10+ double-doubles in a season 11, Madison Scott 2022-23 Season
Shot 100% from the floor (min. 5) Christeen Iwuala (5-of-5) vs. #18 Alabama (Jan. 12, 2025)
Played 40 minutes Sira Thienou at Auburn (Jan. 2, 2025)
 Played more than 40 minutes Multiple players vs. Mississippi State (Feb. 18, 2024)
Fouled out Madison Scott vs. #18 Alabama (Jan. 12, 2025)

AN OLE MISS OPPONENT...

Scored 100+ points 108, (Feb. 16, 2020 vs. #23 Arkansas)
 Scored 100+ points in Oxford 108, (Feb. 16, 2020 vs. #23 Arkansas)
 Made 40+ field goals 42, (Jan. 16, 2003 at Georgia)
Made 10+ three-pointers. 12, (Jan. 12, 2025 vs. #18 Alabama)
 Had 50+ rebounds 50, (Feb. 7, 2022 vs. #14 LSU)
 Had 60+ rebounds 62, (Jan. 10, 2016 vs. Florida)
 Had 20+ rebounding margin 23, (Jan. 30, 2020, vs. #1 South Carolina)
 Had 25+ rebounding margin 33, (Jan. 9, 2020 vs. #23 Tennessee)
 Attempted 35+ free throws 36 (Nov. 29, 2023 vs. #22 Louisville)
 Made 30+ free throws 42, (Feb. 4, 2024 at #1 South Carolina)
Had 25+ turnovers 29 (Jan. 16, 2025 vs. Florida)
 Had 20+ steals 22, (Jan. 29, 2015 at LSU)
 Had 30+ assists 33, (Jan. 16, 2003 at Georgia)
 Scored 50 points or less 41, (Dec. 30, 2024 vs. Alcorn State)
 Scored 40 points or less 39, (Dec. 15, 2024 vs. South Alabama)

AN OLE MISS OPPONENT'S PLAYER...

Scored 20+ points. 27, Zaay Green vs. #18 Alabama (Jan. 12, 2025)
Scored 30+ points. 32, Aaliyah Nye vs. #18 Alabama (Jan. 12, 2025)
Scored 40+ points 43, Nina Davis (Dec. 7, 2014 vs Baylor)
Attempted 15+ field goals 17, Aaliyah Nye & 16, Zaay Green vs. #18 Alabama (Jan. 12, 2025)
 Attempted 25+ field goals 25, Leilani Corraera vs. Florida (Jan. 25, 2024)
 Made 10+ field goals 10, Zaay Green vs. #18 Alabama (Jan. 12, 2025)
 Made 8+ three-pointers 8, Chelsie Wiley (Dec. 20, 2008 at UCF)
Made 10+ free throws 14, DeYona Gaston at Auburn (Jan. 2, 2025)
 Had 15+ rebounds 17, Angel Reese vs. LSU (March 9, 2024)
 Had 20+ rebounds 20, Angel Reese at #5 LSU (Feb. 16, 2023)
 Had 10+ assists 10, Khayla Pointer vs. #14 LSU (Feb. 7, 2022)
 Had 8+ steals 8, Maurita Reid (Dec. 15, 2007 at Miami)
Had 5+ blocks. 5, Julu Watkins vs. #3 Southern California (Nov. 4, 2024, Neutral)
Had a double-double Multiple players vs. #3 Southern California (Nov. 4, 2024, Neutral)
 Had a triple-double Khayla Pointer, 16 points, 11 rebounds, 10 assists (Feb. 7, 2022, vs. #14 LSU)

GAME HIGHS/LOWS

OLE MISS SEASON HIGHS

Category	Stat	Game
Points	94	2x, MR: vs. Florida (01-16-25)
Field Goals Made	38	vs. Boston College (11-25-24)
Field Goal Attempts	76	vs. #3 Southern California (11-04-24)
Field Goal Percentage	.673 (37-55)	vs. Alcorn State (12-30-24)
3 Pt Field Goals Made	9	2x, MR: vs. Vanderbilt (01-09-25)
3 Pt Fg Attempts	25	vs. #2 UConn (11-27-24)
3 Pt Fg Percentage	.467 (7-15)	at Auburn (01-02-25)
Free Throws Made	22	2x, MR: at Auburn (01-02-25)
Free Throw Attempts	33	vs. Jackson State (11-18-24)
Free Throw Percentage	.929 (13-14)	vs. #18 Alabama (01-12-25)
Rebounds	59	vs. Arkansas-Pine Bluff (11-10-24)
Assists	28	vs. Alcorn State (12-30-24)
Steals	20	2x, MR: vs. Alabama State (11-30-24)
Blocked Shots	12	vs. Arkansas-Pine Bluff (11-10-24)
Turnovers	18	2x, MR: vs. Vanderbilt (01-09-25)
Fouls	26	2x, MR: at Auburn (01-02-25)

OLE MISS SEASON LOWS

Category	Stat	Game
Points	58	at Texas A&M (01-05-25)
Field Goals Made	19	at Texas A&M (01-05-25)
Field Goal Attempts	51	at Auburn (01-02-25)
Field Goal Percentage	.289 (22-76)	vs. #3 Southern California (11-04-24)
3 Pt Field Goals Made	3	2x, MR: vs. Alcorn State (12-30-24)
3 Pt Fg Attempts	11	vs. Alcorn State (12-30-24)
3 Pt Fg Percentage	.176 (3-17)	at NC State (12-05-24)
Free Throws Made	6	at Delaware State (11-14-24)
Free Throw Attempts	12	vs. #2 UConn (11-27-24)
Free Throw Percentage	.462 (6-13)	at Delaware State (11-14-24)
Rebounds	24	at Auburn (01-02-25)
Assists	4	at NC State (12-05-24)
Steals	6	2x, MR: vs. #18 Alabama (01-12-25)
Blocked Shots	1	at Texas A&M (01-05-25)
Turnovers	5	vs. Alcorn State (12-30-24)
Fouls	8	at Delaware State (11-14-24)

OPPONENT SEASON HIGHS

Category	Stat	Game
Points	84	vs. #18 Alabama (01-12-25)
Field Goals Made	31	vs. #2 UConn (11-27-24)
Field Goal Attempts	61	vs. Arkansas-Pine Bluff (11-10-24)
Field Goal Percentage	.585 (31-53)	vs. #2 UConn (11-27-24)
3 Pt Field Goals Made	12	vs. #18 Alabama (01-12-25)
3 Pt Fg Attempts	22	vs. Arkansas-Pine Bluff (11-10-24)
3 Pt Fg Percentage	.667 (4-6)	vs. Alcorn State (12-14-24)
Free Throws Made	23	vs. #3 Southern California (11-04-24)
Free Throw Attempts	29	vs. #3 Southern California (11-04-24)
Free Throw Percentage	1.000 (4-4)	vs. Arkansas-Pine Bluff (11-10-24)
Rebounds	49	vs. #3 Southern California (11-04-24)
Assists	18	vs. Florida (01-16-25)
Steals	9	2x, MR: vs. Vanderbilt (01-09-25)
Blocked Shots	10	vs. #3 Southern California (11-04-24)
Turnovers	33	vs. Alabama State (11-30-24)
Fouls	26	at Auburn (01-02-25)

OPPONENT SEASON LOWS

Category	Stat	Game
Points	24	2x, MR: vs. Alabama State (11-30-24)
Field Goals Made	8	vs. Alabama State (11-30-24)
Field Goal Attempts	39	at Auburn (01-02-25)
Field Goal Percentage	.148 (9-61)	vs. Arkansas-Pine Bluff (11-10-24)
3 Pt Field Goals Made	0	at Auburn (01-02-25)
3 Pt Fg Attempts	3	at Auburn (01-02-25)
3 Pt Fg Percentage	.000 (0-3)	at Auburn (01-02-25)
Free Throws Made	2	at Delaware State (11-14-24)
Free Throw Attempts	3	at Delaware State (11-14-24)
Free Throw Percentage	.500 (10-20)	at NC State (12-05-24)
Rebounds	17	vs. Alcorn State (12-30-24)
Assists	2	vs. Tennessee State (12-08-24)
Steals	2	vs. Alcorn State (12-30-24)
Blocked Shots	1	6x, MR: vs. Vanderbilt (01-09-25)
Turnovers	12	vs. #18 Alabama (01-12-25)
Fouls	11	at Delaware State (11-14-24)

OLE MISS INDIVIDUAL HIGHS

Category	Stat	Game
Points	29	Sira Thienou vs. Florida (01-16-25)
Field Goals Made	12	Sira Thienou vs. Florida (01-16-25)
Field Goal Att.	19	Kennedy Todd-Williams vs. #3 Southern California (11-04-24)
Fg Pct (Min 5 Made)	1.000 (5-5)	2x, MR: Christeen Iwuala vs. #18 Alabama (01-12-25)
3-Point Fg Made	5	2x, MR: Sira Thienou vs. Florida (01-16-25)
3-Point Fg Att.	12	KK Deans vs. #3 Southern California (11-04-24)
3-Pt Fg Pct (2 Made)	1.000 (2-2)	3x, MR: Sira Thienou vs. South Alabama (12-15-24)
Free Throws Made	11	Kennedy Todd-Williams at Auburn (01-02-25)
Free Throw Att.	11	Kennedy Todd-Williams at Auburn (01-02-25)
Ft Pct (Min 3 Made)	1.000 (6-6)	.15x, MR: Kennedy Todd-Williams vs. Florida (01-16-25)
Rebounds	12	Starr Jacobs vs. #18 Alabama (01-12-25)
Assists	8	Tameiya Sadler vs. South Alabama (12-15-24)
Steals	7	2x, MR: Sira Thienou vs. Florida (01-16-25)
Blocked Shots	4	Christeen Iwuala vs. Arkansas-Pine Bluff (11-10-24)
Turnovers	5	4x, MR: Madison Scott vs. Vanderbilt (01-09-25)
Fouls	5	4x, MR: Madison Scott vs. #18 Alabama (01-12-25)

OPPONENT INDIVIDUAL HIGHS

Category	Stat	Game
Points	32	Aaliyah Nye vs. #18 Alabama (01-12-25)
Field Goals Made	11	Paige Bueckers vs. #2 UConn (11-27-24)
Field Goal Att.	19	Julu Watkins vs. #3 Southern California (11-04-24)
Fg Pct (Min 5 Made)	1.000 (7-7)	Jada Malone at Texas A&M (01-05-25)
3-Point Fg Made	7	Aaliyah Nye vs. #18 Alabama (01-12-25)
3-Point Fg Att.	11	2x, MR: Aaliyah Nye vs. #18 Alabama (01-12-25)
3-Pt Fg Pct (2 Made)	1.000 (4-4)	2x, MR: Jeriah Warren vs. Florida (01-16-25)
Free Throws Made	14	DeYona Gaston at Auburn (01-02-25)
Free Throw Att.	17	DeYona Gaston at Auburn (01-02-25)
Ft Pct (Min 3 Made)	1.000 (6-6)	2x, MR: Tatum Greene vs. Boston College (11-25-24)
Rebounds	13	Kiki Iriafen vs. #3 Southern California (11-04-24)
Assists	9	Zaay Green vs. #18 Alabama (01-12-25)
Steals	4	Aziahha James at NC State (12-05-24)
Blocked Shots	5	Julu Watkins vs. #3 Southern California (11-04-24)
Turnovers	9	Julu Watkins vs. #3 Southern California (11-04-24)
Fouls	5	4x, MR: Me'Arah O'Neal vs. Florida (01-16-25)

GAME 1 • vs. USC • AFLAC OUI-PLAY

Ole Miss - 66

Record: 0-1

NO.	Name	Min	FG	3P	FT	Rebounds	Fouls	TP	AS	TO	ST	Blocks	±
			M.A.	M.A.	M.A.	OR DR TOT	PF FB					BS BA	
7	Starr Jacobs	F 19:26	3-5	0-0	1-2	2 3 5	4 1	7	0	2	2	0 0	-1
24	Madison Scott	F 37:49	6-16	2-9	0-2	1 3 4	3 1	14	5	1	2	0 3	-2
1	Kirsten Deans	G 32:49	5-15	4-12	5-5	1 2 3	5 3	19	3	4	1	1 0	5
2	Tameiya Sadler	G 16:43	2-2	1-1	2-2	0 0 0	4 1	7	3	1	2	0 0	-3
3	Kennedy Todd-Williams	G 36:18	2-18	0-5	4-6	3 6 9	4 5	8	2	2	2	0 2	1
0	Sira Thienou	18:45	2-8	0-0	2-2	4 0 4	2 1	6	1	1	2	0 2	0
12	Christeen Iwuala	20:34	2-5	0-0	1-2	4 5 9	2 2	5	0	1	3	1 1	-1
20	Ayanna Thompson	11:03	0-1	0-0	0-0	1 0 1	0 0	0	1	0	0	0 1	-1
33	Kharyssa Richardson	05:17	0-3	0-1	0-0	0 0 0	2 0	0	0	3	0	1 0	-5
13	Mariyah Noel	00:23	0-0	0-0	0-0	0 0 0	0 0	0	0	0	0	0 0	-1
35	Rhema Collins	00:53	0-1	0-0	0-0	0 0 0	0 0	0	0	0	0	0 0	-2
Team						4 4 8				0 1			
Totals			22-74	7-23	15-21	20 23 43	26 14	66	15	16	14	3 9	-2

Technical Fouls: NONE

Shooting By Period		
1 st FG%	4-22	18.2%
3PT%	1-6	16.7%
FT%	7-11	63.6%
2 nd FG%	3-17	17.6%
3PT%	0-5	0.0%
FT%	4-4	100%
3 rd FG%	7-19	36.8%
3PT%	3-6	50.0%
FT%	2-2	100%
4 th FG%	8-16	50.0%
3PT%	3-6	50.0%
FT%	2-4	50%
GM FG%	22-74	29.7%
3PT%	7-23	30.4%
FT%	15-21	71.4%

Dead Ball Rebounds: 5, 0

Southern California - 68

Record: 1-0

NO.	Name	Min	FG	3P	FT	Rebounds	Fouls	TP	AS	TO	ST	Blocks	±
			M.A.	M.A.	M.A.	OR DR TOT	PF FB					BS BA	
13	Rayah Marshall	F 34:19	0-1	0-0	0-0	1 5 6	1 0	0	2	2	3	1 0	0
44	Kiki Iriafen	F 32:12	7-15	0-0	8-11	8 5 13	2 7	22	0	4	1	0 0	2
11	Kennedy Smith	G 37:08	5-11	0-2	2-3	2 5 7	2 3	12	2	2	0	1 1	5
12	Juju Watkins	G 40:00	8-19	1-4	10-12	1 9 10	3 12	27	4	9	3	5 1	2
5	Talia von Oehlfen	G 22:41	0-5	0-3	2-2	0 2 2	4 1	2	3	2	2	1 0	-4
9	Kayleigh Heckel	12:31	1-2	0-1	0-0	0 2 2	1 1	2	1	3	0	0 0	-2
34	Clarice Akunwafo	03:16	0-0	0-0	0-0	0 0 0	2 0	0	0	1	0	1 0	6
23	Avery Howell	11:05	1-2	0-1	1-1	0 1 1	0 1	3	0	0	0	1 1	-7
10	Malia Samuels	06:49	0-0	0-0	0-0	0 1 1	0 1	0	0	1	0	0 0	8
Team						3 3 6				0 2			
Totals			22-55	1-11	23-29	15 33 48	15 26	68	12	26	9 9	3 2	0

Technical Fouls: Watkins 2nd 7:08

Shooting By Period		
1 st FG%	7-17	41.2%
3PT%	0-4	0.0%
FT%	1-4	25%
2 nd FG%	8-12	66.7%
3PT%	1-1	100.0%
FT%	5-7	71.4%
3 rd FG%	6-17	35.3%
3PT%	0-4	0.0%
FT%	3-4	75%
4 th FG%	1-9	11.1%
3PT%	0-2	0.0%
FT%	14-14	100%
GM FG%	22-55	40.0%
3PT%	1-11	9.1%
FT%	23-29	79.3%

Dead Ball Rebounds: 1, 0

	OM	USC
Biggest lead	4 (4 th 2:49)	15 (3 rd 8:23)
Best Scoring Run	7 (3 rd 3:24)	8 (2 nd 2:19)
Lead Changes	10	
Times Tied	7	
Time with Lead	05:01	31:00

Points from Turnovers	OM	USC
Paint	20	38
Second Chance	17	13
Fast Breaks	9	11
Bench	11	5

Period by Period Scoring	OM	USC
1st	16	10
2nd	19	21
3rd	10	66
4th	16	68
TOT	61	105

GAME 2 • vs. ARKANSAS-PINE BLUFF

Ark. Pine Bluff - 24

Record: 0-3

NO.	Name	Min	FG	3P	FT	Rebounds	Fouls	TP	AS	TO	ST	Blocks	±
			M.A.	M.A.	M.A.	OR DR TOT	PF FB					BS BA	
12	Kristyia Boyd	F 19:07	0-5	0-0	0-0	0 2 2	3 1	0	1	1	0	3 2	-32
4	Briantany Marshall	C 25:18	1-2	0-0	0-0	1 2 3	2 1	2	0	1	0	1 0	-46
1	Jalash Pelly	G 11:59	0-4	0-0	0-0	1 1 2	1 2	0	1	1	0	0 3	-13
5	D'Arrah Allen	G 33:56	3-15	1-9	2-2	1 0 1	3 3	9	3	3	0	0 1	-55
10	Jazmyri Sostand	G 14:19	0-1	0-1	0-0	0 0 0	0 0	2	1	0	0	0 0	-1
17	Empress Roberts	25:52	0-7	0-2	0-0	1 1 2	1 4	0	1	8	0	1 1	-43
32	Stephanie Okowi	13:49	0-6	0-1	0-0	4 1 5	0 0	0	0	0	0	1 1	-18
0	Janiyah Tucker	11:38	3-10	0-5	2-2	0 0 0	0 0	4	1	8	2	2 0	-32
21	Ashtley Rojas	15:42	0-4	0-3	0-0	0 2 2	0 0	0	0	0	0	0 0	-25
7	Nadiyah Byard	11:03	1-2	0-0	0-0	0 1 1	1 1	2	0	1	1	0 0	-18
15	Mariam Traore	10:00	0-3	0-0	0-0	1 1 2	1 0	0	0	0	0	0 0	-8
13	Uriah Jennings	07:17	1-1	1-1	0-0	0 2 2	0 0	3	1	0	0	0 0	-5
Team						4 4 8				0 5			
Totals			9-61	2-22	4-4	13 18 31	18 13	24	8	22	4 5	12 61	

Technical Fouls: NONE

Shooting By Period		
1 st FG%	3-17	17.6%
3PT%	0-6	0.0%
FT%	0-0	0%
2 nd FG%	3-13	23.1%
3PT%	0-4	0.0%
FT%	2-2	100%
3 rd FG%	1-18	5.6%
3PT%	1-8	12.5%
FT%	0-0	0%
4 th FG%	2-13	15.4%
3PT%	1-4	25.0%
FT%	2-2	100%
GM FG%	9-61	14.8%
3PT%	2-22	9.1%
FT%	4-4	100.0%

Dead Ball Rebounds: 1, 0

Ole Miss - 65

Record: 1-1

NO.	Name	Min	FG	3P	FT	Rebounds	Fouls	TP	AS	TO	ST	Blocks	±
			M.A.	M.A.	M.A.	OR DR TOT	PF FB					BS BA	
7	Starr Jacobs	F 20:25	3-5	0-0	3-4	2 1 3	2 3	9	1	3	1	0 0	41
24	Madison Scott	F 19:55	4-8	0-0	0-0	2 1 3	2 0	8	4	1	0	3 0	37
0	Sira Thienou	G 16:58	2-3	1-1	1-2	0 6 6	1 2	6	3	2	1	1 0	24
3	Kennedy Todd-Williams	G 25:30	1-9	0-2	4-4	5 5 10	2 3	6	2	2	1	1 0	41
20	Ayanna Thompson	G 29:21	4-12	3-7	0-0	1 2 3	1 0	11	3	0	1	0 2	48
12	Christeen Iwuala	13:23	5-7	0-0	2-2	4 2 6	0 2	12	0	0	4	1 1	31
13	Mariyah Noel	16:45	3-9	1-3	1-1	0 1 1	2 2	8	0	3	0	1 1	19
33	Kharyssa Richardson	14:43	1-5	1-3	2-2	1 10 11	1 1	5	0	0	1	1 1	21
11	Fatu Djalo	14:04	1-2	0-1	0-0	0 1 1	2 0	2	1	1	1	0 0	14
1	Kirsten Deans	14:38	5-8	3-5	3-4	2 5 7	0 5	16	2	1	1	0 0	31
35	Rhema Collins	04:39	0-0	0-0	0-0	1 1 2	3 0	0	0	0	0	0 0	9
9	Jite Gbemutor	03:25	0-0	0-0	0-0	0 1 1	0 0	0	0	0	0	1 0	1
14	Heloisa Carrera	06:14	1-1	0-0	0-0	1 0 1	0 0	2	2	0	0	0 0	8
Team						2 1 3				0 0			
Totals			30-69	9-23	16-19	21 38 59	13 18	85	18	14	7 12	5 61	

Technical Fouls: NONE

Shooting By Period		
1 st FG%	6-16	37.5%
3PT%	2-5	40.0%
FT%	6-6	100%
2 nd FG%	11-21	52.4%
3PT%	5-9	55.6%
FT%	3-4	75%
3 rd FG%	5-14	35.7%
3PT%	1-3	33.3%
FT%	4-6	66.7%
4 th FG%	8-18	44.4%
3PT%	1-6	16.7%
FT%	3-3	100%
GM FG%	30-69	43.5%
3PT%	9-23	39.1%
FT%	16-19	84.2%

Dead Ball Rebounds: 3, 0

	UAPB	OM
Biggest lead	0 (1 st 10:00)	61 (4 th 1:22)
Best Scoring Run	4 (1 st 3:07)	17 (3 rd 0:35)
Lead Changes	0	
Times Tied	0	
Time with Lead	00:00	39:31

Points from Turnovers	UAPB	OM
Paint	8	34
Second Chance	0	23
Fast Breaks	9	20
Bench	13	45

Period by Period Scoring	UAPB	OM
1st	8	3
2nd	8	3
3rd	7	24
4th	7	24
TOT	30	54

GAME 3 • at DELAWARE STATE

Ole Miss 80

#	Player	GS	MIN	FG	3PT	FT	ORB-DRB	REB	PF	A	TO	BLK	STL	PTS	
07	Jacobs, Starr	*	23	8-10	0-0	2-5	4-2	6	0	2	0	0	1	18	
04	Todd-Williams, Kennedy	*	29	5-10	3-6	0-0	0-2	9	1	5	0	2	1	13	
23	Scott, Madison	*	23	6-12	0-0	1-2	3-2	5	1	4	1	1	2	13	
01	Deans, Kirsten	*	22	2-6	2-4	0-0	1-2	3	0	7	0	2	2	6	
02	Sadler, Tameiya	*	27	0-6	0-4	0-0	1-1	2	1	0	2	0	2	0	
00	Thienou, Sira		16	5-7	2-3	1-2	1-2	3	2	1	0	0	1	13	
12	Iwuala, Christeen		13	2-3	0-0	2-4	2-1	3	1	2	2	0	0	6	
33	Richardson, Kharyssa		14	2-3	0-0	0-0	0-2	2	0	0	1	0	0	4	
20	Thompson, Ayanna		15	1-3	1-3	0-0	0-1	1	2	0	0	0	1	3	
13	Noel, Mariyah		5	1-4	0-1	0-0	2-0	2	0	0	0	0	0	2	
14	Carrera, Heloise		4	1-1	0-0	0-0	1-0	1	0	0	0	0	0	2	
11	Djaló,Fatu		6	0-2	0-0	0-0	0-0	0	0	0	0	0	0	0	
35	Collins, Rhema		3	0-1	0-0	0-0	0-0	0	0	0	0	0	0	0	
TM	TEAM		0	0-0	0-0	0-0	1-2	3	0	0	0	0	0	0	
Totals			-	200	23-68	8-21	6-13	19-22	41	8	21	6	5	10	80

GAME 5 • vs. BC • CONTINENTAL TIRE BAHAMAS CHAMPIONSHIP

Boston College - 55														
Record: 6-2														
NO. Name	Min	FG	3P	FT	Rebounds	Fouls	TP	AS	TO	ST	Blocks	BS	BA	+/-
32 Teya Siderbery	F 25:03	2-9	0-1	2-2	1 3 4	1 1	6	0	2	3	2	1	0	-29
2 Kayla Ivy	G 26:06	0-4	0-2	0-0	0 2 2	0 1	0	3	3	1	0	0	0	-21
21 Andrea Daley	G 20:26	4-6	0-0	2-3	0 1 1	2 2	10	0	3	1	1	0	0	-34
24 Dontavia Waggoner	G 22:43	4-7	0-0	5-6	4 3 7	4 6	13	0	1	1	0	2	0	-24
30 Tyana Todd	G 32:09	3-10	1-3	2-2	0 3 3	0 3	9	5	3	0	0	1	0	-26
0 Athena Tomlinson	13:55	0-4	0-0	0-0	0 1 1	2 0	0	1	3	0	0	1	0	-16
23 Kennedy Jackson	15:23	2-3	0-0	0-0	0 1 1	3 0	4	0	2	0	0	0	0	-15
13 Tatum Greene	11:16	1-2	1-1	6-6	0 1 1	4 3	9	0	1	1	1	1	0	-32
33 Savannah Samuel	20:05	2-4	0-0	0-0	1 2 1	1 0	4	0	1	0	0	0	0	-18
1 JaKyla Thompson	02:58	0-0	0-0	0-0	0 0 0	1 0	0	0	0	0	0	0	0	0
10 Nene Ndlaye	02:58	0-0	0-0	0-0	0 0 0	0 0	0	0	0	0	0	0	0	0
16 Lili Krasovec	02:58	0-0	0-0	0-0	0 0 0	1 0	0	0	1	0	0	0	0	0
Team					2 0 2		0	0						
Totals		18-49	2-7	17-19	8 16 24	19 16	55	9	20	7	4	6	3	-72

Technical Fouls: Samuel 2nd 0:07 Daley 3rd 7:22

Shooting By Period		
1 st	FG%	2-12 16.7%
	3PT%	0-2 0.0%
	FT%	4-6 66.7%
2 nd	FG%	7-15 46.7%
	3PT%	1-1 100.0%
	FT%	0-0 0%
3 rd	FG%	7-16 43.8%
	3PT%	0-2 0.0%
	FT%	5-5 100%
4 th	FG%	2-6 33.3%
	3PT%	1-2 50.0%
	FT%	8-8 100%
GM	FG%	18-49 36.7%
	3PT%	2-7 28.6%
	FT%	17-19 89.5%

Dead Ball Rebounds: 2

Ole Miss - 92														
Record: 4-1														
NO. Name	Min	FG	3P	FT	Rebounds	Fouls	TP	AS	TO	ST	Blocks	BS	BA	+/-
7 Starr Jacobs	F 20:27	6-9	0-0	0-2	8 3 11	3 2	12	0	3	1	0	1	0	12
24 Madison Scott	F 16:49	2-5	0-0	1-3	0 4 4	1 3	5	0	0	0	2	0	0	15
0 Sira Thienou	G 26:08	7-12	2-4	0-0	5 3 8	2 0	16	2	0	3	0	0	0	24
1 Kirsten Deans	G 17:48	4-10	1-6	6-6	1 2 3	2 3	15	2	2	0	0	1	0	16
3 Kennedy Todd-Williams	G 28:04	8-13	0-1	1-1	1 2 3	0 2	17	5	1	0	1	0	0	26
2 Tameiya Sadler	18:55	2-7	0-1	0-0	1 1 2	3 0	4	2	3	0	0	0	0	29
12 Christeen Iwuala	17:22	4-5	0-0	0-0	1 3 4	1 1	8	0	2	0	2	0	0	23
26 Ayanna Thompson	21:36	4-10	1-5	1-2	0 2 0	1 0	1	0	1	0	1	0	0	24
33 Kharyssa Richardson	05:00	0-0	0-0	0-0	0 0 0	2 1	0	0	0	0	0	0	0	5
35 Rhema Collins	10:05	1-2	0-0	3-6	3 2 5	1 3	5	2	0	1	1	0	0	13
13 Mariyah Noel	02:58	0-0	0-0	0-0	0 0 0	1 0	0	0	0	0	0	0	0	0
11 Fatu Djaló	02:06	0-1	0-0	0-0	0 0 0	0 0	0	0	1	1	0	1	0	-2
9 Jile Gbemutor	01:21	0-0	0-0	0-0	1 0 1	0 0	0	0	0	0	0	0	0	1
14 Heloisa Carrera	01:21	0-0	0-0	0-0	0 0 0	0 0	0	0	0	0	0	0	0	-1
Team					2 2 4		0	0	1					
Totals		38-74	4-17	12-20	23 22 45	16 17	92	14	13	10	6	4	3	-37

Technical Fouls: NONE

	BC	OM	Points from	BC	OM	Period by Period Scoring				
Biggest lead	1 (1 st 9:28)	39 (4 th 2:29)	Turnovers	11	29	1st	2nd	3rd	4th	TOT
Best Scoring Run	7 (2 nd 0:33)	12 (4 th 3:56)	Paint	32	50	BC	8	15	19	13
Lead Changes		1	Second Chance	4	23	OM	20	21	25	26
Times Tied		0	Fast Breaks	2	13					
Time with Lead	01:25	38:03	Bench	17	27					

GAME 6 • vs. UCONN • CONTINENTAL TIRE BAHAMAS CHAMPIONSHIP

UConn - 73														
Record: 6-0														
NO. Name	Min	FG	3P	FT	Rebounds	Fouls	TP	AS	TO	ST	Blocks	BS	BA	+/-
21 Sarah Strong	F 35:56	5-12	0-5	0-0	1 5 6	3 1	10	3	2	1	1	0	0	9
25 Ios Brady	F 18:23	1-4	0-2	0-0	0 5 5	4 0	2	1	2	0	0	0	0	1
5 Paige Buckers	G 38:28	11-17	2-4	5-6	0 4 4	1 3	29	4	5	3	1	0	0	11
12 Ashlynn Shade	G 15:56	1-2	0-0	0-0	0 2 2	1 1	2	0	1	1	1	0	0	7
20 Kaitlyn Chen	G 27:18	1-1	0-0	0-0	0 1 1	2 0	2	4	3	0	0	0	0	7
2 KK Arnold	16:12	1-3	0-0	0-0	0 2 2	1 3	2	2	0	0	0	0	0	7
5 Azzi Fudd	27:40	8-11	1-3	1-1	3 1 4	0 3	18	1	2	0	1	0	0	11
8 Janaia El Ally	20:07	3-3	0-0	2-4	1 8 9	2 3	8	0	2	1	1	0	0	12
Team					2 2 4		0	1						
Totals		31-53	3-14	8-11	7 30 37	14 14	73	15	18	6	5	2	13	-

Technical Fouls: NONE

Shooting By Period		
1 st FG%	8-17	47.1%
3PT%	1-4	25.0%
FT%	2-4	50%
2 nd FG%	8-14	57.1%
3PT%	0-3	0.0%
FT%	2-2	100%
3 rd FG%	7-11	63.6%
3PT%	1-3	33.3%
FT%	0-0	0%
4 th FG%	8-11	72.7%
3PT%	1-4	25.0%
FT%	4-5	80%
GM FG%	31-53	58.5%
3PT%	3-14	21.4%
FT%	8-11	72.7%

Dead Ball Rebounds: 4

Ole Miss - 60														
Record: 4-2														
NO. Name	Min	FG	3P	FT	Rebounds	Fouls	TP	AS	TO	ST	Blocks	BS	BA	+/-
7 Starr Jacobs	F 27:49	3-5	0-0	5-6	5 1 6	3 6	11	0	4	4	0	1	0	-9
24 Madison Scott	F 36:19	5-17	0-2	0-2	3 4 7	3 2	10	6	1	2	1	2	0	-10
0 Sira Thienou	G 22:08	1-9	0-6	0-0	2 2 4	1 0	2	1	1	2	0	1	0	-15
1 Kirsten Deans	G 31:42	7-18	3-9	0-0	0 0 0	4 2	17	0	1	1	2	0	0	-4
3 Kennedy Todd-Williams	G 31:31	4-11	4-4	1-2	0 2 2	2 2	13	1	1	0	0	0	0	-9
2 Tameiya Sadler	29:51	1-6	1-4	2-2	1 2 3	0 1	5	1	0	0	1	0	0	-9
12 Christeen Iwuala	10:19	0-1	0-0	0-0	1 0 1	0 0	0	1	2	0	0	0	0	-9
20 Ayanna Thompson	06:58	0-0	0-0	0-0	0 0 0	1 0	0	0	0	1	0	0	0	-3
35 Rhema Collins	03:24	1-1	0-0	0-0	1 0 1	0 0	1	2	0	0	0	0	0	-3
Team					3 3 6		0	0						
Totals		22-68	8-25	8-12	16 14 30	14 14	60	10	11	10	2	5	13	-

Technical Fouls: NONE

Shooting By Period		
1 st	FG%	2-14 14.3%
	3PT%	1-6 16.7%
	FT%	3-4 75%
2 nd	FG%	3-18 16.7%
	3PT%	2-6 33.3%
	FT%	2-4 50%
3 rd	FG%	12-20 60.0%
	3PT%	3-8 37.5%
	FT%	1-2 50%
4 th	FG%	5-16 31.3%
	3PT%	2-5 40.0%
	FT%	2-2 100%
GM	FG%	22-68 32.4%
	3PT%	8-25 32.0%
	FT%	8-12 66.7%

Dead Ball Rebounds: 3.0

Dead Ball Rebounds: 3

CON		OM		Points from		CON		OM		Period by Period Scoring				
Biggest lead	22 (2 nd 0:27)	0 (1 st 10:00)	Turnovers	6	17	Paint	48	18	1st	2nd	3rd	4th	TOT	
Best Scoring Run	10 (2 nd 3:33)	15 (3 rd 5:39)	Second Chance	5	11	Fast Breaks	2	2	OM	8	10	28	14	
Lead Changes	0		Fast Breaks	2 2		Bench	28	7						
Times Tied	1		Bench	28 7										
Time with Lead	39:12	00:00												

GAME 7 • vs. ALABAMA STATE

Alabama St. - 24																			
Record: 2-5																			
NO.	Name	Min	FG	3P	FT	Rebounds	Fouls	TP	AS	TO	ST	Blocks	BS	BA	+/-				
11	Justina Graham	F 12:11	0-1	0-0	0-0	0 1 1	2 0	0	0	1	0	0	1	0	-36				
20	Cordasia Harris	F 23:59	0-6	0-1	2-2	1 4 5	3 2	2	1	2	1	0	1	0	-31				
0	Amari Franklin	G 21:14	1-4	0-1	2-2	1 2 3	3 2	4	0	7	0	0	2	0	-47				
10	O'Mariyah Tucker	G 28:59	2-8	1-3	1-2	1 3 4	3 1	6	1	4	1	3	1	0	-43				
23	Taylor Smith	G 27:57	1-7	0-6	1-2	0 2 2	1 3	3	1	4	0	0	1	0	-43				
1	Alannah Poth	18:38	0-2	0-1	0-0	1 0 1	2 3	0	0	3	1	1	1	0	-31				
4	Kaitlyn Bryant	27:17	3-8	0-3	1-1	0 1 1	1 3	1	7	0	3	2	0	2	-32				
22	Emari Wofford	05:27	0-1	0-0	0-0	0 0 0	0 0	0	1	2	0	0	0	0	-8				
10	Auaha Hall	06:17	0-1	0-0	0-0	0 0 0	0 0	0	0	0	0	2	0	0	-19				
23	Kristjan Jackson	21:06	1-3	0-0	0-0	1 0 1	1 2	2	1	5	2	0	0	0	-21				
15	Ashley Gray	00:54	0-1	0-0	0-0	0 0 0	0 0	0	0	4	0	3	0	1	0				
42	Camariyana Tavares	00:31	0-0	0-0	0-0	0 0 0	2 0	0	0	0	0	0	0	0	0				
Team						4	2	6	0	1	2	4	3	0	0				
Totals			8-42			1-15	7-9	9	16	25	23	13	24	5	3	7	6	10	-55
															Technical Fouls: NONE				
															Dead Ball Rebounds: 22.0				
															1st FG % 1-8 12.5%				
															3PT% 0-4 0.0%				
															FT% 2-2 100%				
															2nd FG % 1-11 18.2%				
															3PT% 1-4 25.0%				
															FT% 3-5 60.0%				
															3rd FG % 4-13 30.8%				
															FT% 4-5 80.0%				
															4th FG % 1-10 10.0%				
															3PT% 0-4 0.0%				
															FT% 0-0 0.0%				
															GM FG % 8-42 19.0%				
															3PT% 0-15 0.0%				
															FT% 7-9 77.8%				

GAME 10 • vs. SOUTH ALABAMA

Tennessee St. - 38

Record: 4-6

NO.	Name	Min	FG		3P	FT		Rebounds		Fouls		TP	AS	TO	ST	Blocks		B/A
			M	A	F	T	OR	DR	O	D	B					N		
24	Lynch Cole	29:58	1-3	0-0	2-2	4	6	4	2	3	0	0	0	1	1	-39		
1	Kaduna Whitefield	C 26:52	4-15	0-0	1-1	5	1	1	1	5	1	4	0	2	1	-28		
2	Somika Kamara	G 25:13	3-15	0-4	1-2	1	2	3	4	9	0	5	2	0	1	-39		
10	Saniah Parker	G 34:37	2-12	2-11	0-0	1	2	3	4	2	6	0	4	0	0	-36		
22	Erin Martin	G 25:53	1-5	0-1	2-2	1	3	3	3	4	1	0	1	0	1	-30		
3	Kiki Roberts	18:19	0-1	0-0	0	2	2	3	2	0	0	1	1	0	0	-19		
4	Angel Hill	17:02	2-4	1-1	0-0	3	5	1	1	1	1	1	0	2	0	-21		
21	Kristal Haddock	12:01	0-0	0-0	0-2	1	1	1	1	0	1	2	0	1	0	-7		
23	Jada Collins	05:31	0-0	0-0	0	1	1	3	2	0	0	0	0	0	0	-10		
5	Genevise Harris	03:04	0-0	0-0	1-2	0	0	0	0	1	1	0	0	0	0	-4		
Team						8	2	10	0	4	2	0	4	2	6	-47		
Totals			13-55	3-19	9-16	14	20	34	22	17	38	2	22	4	2	6		
Technical Fouls: NONE																		
Shooting By Period																		
1 st FGC		4-15	26.7%															
3PT% 0-4		0.0%	0.0%															
2 nd FGC		3-12	25.0%															
3PT% 1-5		20.0%	0.0%															
FT% 4-6		66.7%	0.0%															
3 rd FGC		5-16	31.3%															
3PT% 1-2		50.0%	0.0%															
FT% 1-2		50%	0.0%															
4 th FGC		1-12	8.3%															
3PT% 1-8		12.5%	0.0%															
FT% 4-6		50%	0.0%															
GM FG%		13-55	23.6%															
3PT%		3-19	15.8%															
FT%		9-16	56.3%															
Dead Ball Rebounds: 5, 0																		

Technical Fouls::NONE

Dead Ball Rebounds: 5, 0

Ole Miss - 85

Record: 6-3

NO.	Name	Min	FG		3P		FT		Rebounds		Fouls		TP		AS		ST		Blocks		BB		Shooting By Period	
			M	A	M	A	M	A	M	A	OR	DR	OT	P	A	S	O	S	T	A	A	1st	FG	2nd
7	Starr Jacobs	F	12:53	1-3	0-0	0-0	0	2	2	0	2	0	2	1	2	0	0	0	0	13	3PT%	3%	60.0%	
24	Maddison Scott	F	22:01	1-12	1-2	1-2	1	2	9	3	3	16	2	1	2	0	0	0	27	FT%	2-2	100%		
0	Sira Thienou	C	25:07	4-7	2-4	2-4	2	4	2	3	2	1	2	1	2	1	1	0	0	17	2nd FG%	7-16	43.8%	
3	Tamela Sadyler	C	16:10	2-4	1-1	0-0	0-0	0	3	0	3	0	3	1	2	0	0	0	18	3PT%	2-3	66.7%		
3	Kennedy Todd-Williams	G	19:36	4-11	1-4	6-6	2	5	7	0	5	15	2	0	1	1	0	22	FT%	5-10	50%			
1	Kirsten Deane	F	17:16	2-5	1-2	0-0	1	1	1	0	5	5	1	0	0	0	0	17	3rd FG%	7-12	58.3%			
12	Christine Iwuola	F	13:36	4-7	0-0	1-3	2	5	7	2	3	9	0	0	0	0	1	17	3PT%	1-3	33.3%			
20	Ayantha Thompson	F	20:03	1-5	1-4	2-2	1	1	2	0	2	5	1	0	2	0	0	0	19	FT%	5	83.3%		
3	Theresa Nye	F	12:29	0-2	0-2	0-1	0	2	1	1	2	1	2	1	2	1	0	0	20	4th FG%	6-16	37.5%		
3	Kharysha Richardson	C	12:29	0-2	0-2	0-1	1	1	3	1	2	0	2	0	0	0	0	20	3PT%	1	16.7%			
1	Helena Collins	F	12:38	4-5	0-0	4-6	3	1	4	3	4	12	1	1	1	2	0	19	FT%	8-9	88.9%			
14	Rheola Carr	F	01:23	0-0	0-0	0-0	0	0	0	0	0	0	2	0	0	0	0	-2	GM FG%	29-63	46.0%			
11	Fatu DiJi	C	02:57	0-0	0-0	0-0	0	0	0	0	0	0	0	0	0	0	0	4	3PT%	7-17	41.2%			
9	Jlile Gbemouert	C	00:58	0-0	0-0	0-0	0	0	0	0	0	0	1	0	0	0	0	2	FT%	20-27	74.1%			
Totals				4	3	7	0	0	0	0	0	0								Dead Ball Rebounds: 4-0				
Totals			29:23	9-17	20-27	17-30	47	17	22	85	18	11	14	6	2	47								

Technical Fouls::NONE

	TEN ST	OM	Points from	TEN ST	OM	Period by Period Scoring					
Best scoring lead	0 (1 st 10:00)	47 (4 th 0:46)	Turnovers	8	23	TEN ST	1st	2nd	3rd	4th	TOT
Best Scoring Run	4(1 st 2:10)	9(1 st 6:25)	Paint	16	40		8	11	12	7	38
Lead Changes	0		Second Chance	7	12	OM	23	21	20	21	85
Times Tied	0		Fast Breaks	0	19						
Time with Lead	00:00	39:00	Bench	6	35						

South Alabama - 39

Record: 3-6

NO.	Name	Min	FG	3P	FT	Rebounds		Fouls	TP	AS	TO	Shooting		e/+		
						OR	DR					FT	BS		BA	%
15	Princes Okafor Nwene	23:33	1-1	0-0	0	3	3	4	1	2	1	1	0	-38	1st FG 6-11 54.5%	
20	Rachel Gonzalez	22:00	0-0	0-0	0	0	0	0	0	0	0	0	0	-38	3PT% 2-5 40.0%	
5	Amycia Walker	29:10	-1.0	0-0	3	5	8	1	1	3	6	7	0	4	3	39%
11	Nadia Howard	G 22:48	0-2	0-0	0	0	0	1	1	0	2	0	0	-31	2nd FG 9-19 11.1%	
24	Jordan Rosier	G 21:46	1-5	1-5	0	0	0	2	0	3	1	2	0	0	-33	3PT% 4-0 0.0%
4	Alisa Spann	09:59	1-1	0-0	0	2	2	5	0	2	2	0	0	0	-7	3PT% 1-2 50.0%
22	Rachel Leggett	34:37	2-5	0-0	2	3	5	4	3	6	1	2	1	2	1	4
44	Michayla Simmons	05:43	2-3	0-1	0	2	2	2	0	2	4	3	0	0	0	0
8	Tereni Coffey	10:33	1-2	0-0	0	1	1	1	0	2	1	2	0	0	-16	4th FG 2-11 28.2%
7	Aroa Mangas	01:57	0-0	0-0	0	0	0	0	0	0	0	0	0	0	-4	3PT% 0-1 0.0%
3	Naomi Smithman	06:28	0-0	0-0	0	1	1	0	0	0	0	0	0	0	-15	3PT% 3-6 50.0%
0	Christy Narcisse	03:21	0-0	0-0	0-2	0	0	0	0	1	0	0	0	0	-5	GM FG 13-41 31.7%
Team						4	2	6	0	2					31.4	3PT% 10-18 55.6%
Totals		13-41	3-14	10-18	7	18	25	30	39	6	3	5	1	6	-55	Technical Fouls: NONE

Technical Fouls::NON

Dead Ball Rebounds: 5, 0

Ole Miss - 94

Record: 7.2

NO. Name		pts	reb	FG	3P	FT	Rebounds	FOUL	TP	AS	TS	Blocks	+/-	Shooting By Period				
				M	M	M	OR	DR	TOT					1 st	2 nd			
7	Starr Jacobs	F 18:28	6-9	0-0	3-3	3	4	7	4	2	15	2	1	2	1	16		
24	Madison Scott	F 26:10	2-6	0-1	3-4	2	2	4	2	7	4	2	1	1	0	37		
0	Sia Thienou	G 25:52	7-8	2-2	7-8	2	5	7	4	23	2	0	1	0	0	39		
2	Tamiraya Sader	G 24:18	3-8	1-3	0-0	3-3	2	1	7	8	1	4	0	1	0	34		
3	Kennedy Todd-Williams	G 27:12	3-6	0-3	2-3	1	0	2	1	7	8	1	4	0	1	50		
1	Kristen Dennis	15:22	0-3	0-2	1-2	2	3	0	1	3	4	1	0	0	0	21		
12	Christeen Iwuala	12:11	5-6	0-0	0-1	2	1	3	1	10	0	0	0	0	0	24		
20	Ayanna Thompson	20:54	3-8	1-5	0-0	2	2	2	0	7	2	2	1	0	0	30		
3	Khyrassa Richardson	07:06	1-2	0-0	4-4	2	2	2	3	6	2	0	0	0	0	7		
35	Rhema Collins	19:53	4-5	0-0	2-3	0	1	1	2	4	10	0	1	3	1	19		
11	Fatu Dialo	02:44	0-0	0-0	0	0	0	0	0	0	0	0	0	0	0	2		
13	Mariyah Noel	01:50	0-0	0-0	0	0	0	1	1	0	0	0	0	0	0	2		
Team						2	0	2	0									
Totals			34-63	4-16	22-28	13	24	37	20	94	24	11	15	6	1	55		
														Technical Fouls: NONE		Dead Ball Rebounds: 4.0		
			IUSA		OM													

by Period Scoring

	USA	OM	Points from	USA	OM	Period by Period Scoring					
Biggest lead	3 (1 st :5:58)	55 (4 th :2:31)	Turnovers	6	37		1st	2nd	3rd	4th	TOT
Best Scoring Run	6 (1 st :7:00)	12 (2 nd :3:52)	Paint	18	54	USA	16	3	13	7	39
Lead Changes	2		Second Chance	4	11	OM	23	24	14	7	59
Times Tied	1		Fast Breaks	4	16	OM	22	23	24	25	94
Time with Lead	01:07	37:12	Bench	14	34						

Game Notes: 1st Half - 1:59 Reviewed and Confirmed 2nd FGIM •

Game Notes: 1st Half - 1:09 Reviewed and Confirmed 2pt FGM ♦

GAME 12 • vs. ALCORN STATE

Mississippi Val. - 44

Record: 1-10

NO.	Name		Min	FG	3P	FT	Rebounds			Fouls			Shooting By Period							
							OR	DR	TOT	FF	PF	TP	AS	TO	ST	BKs	BS	W+		
0	D'Yanna Mayxay	G	26:11	3-10	0-2	4-6	2	1	3	3	2	4	10	2	3	1	0	1	-22	1 st FG% 4-11 36.4%
4	Kearra Jones	G	22:26	3-5	0-0	0	0	3	3	3	1	6	2	2	0	0	0	0	-39	3 rd FT% 1-3 33.3%
8	Ashlynn Duranham	C	3:23	3-4	0-0	2	0	0	0	0	0	0	0	0	0	0	0	0	-13	1 st FT% 1-3 33.3%
25	Serenity Echols	G	20:06	2-4	1-2	0-0	0	3	3	3	1	5	2	0	1	1	1	1	-14	2 nd FG% 5-13 33.3%
44	Mia Hardin	F	10:07	0-2	0-0	0-0	0	1	1	1	2	0	0	0	0	1	0	0	-24	3 rd FT% 1-4 25.0%
21	Makaela Parris	F	16:57	0-3	0-0	1	0	1	0	1	1	0	0	0	0	1	2	-8	FT% 3-3 100%	
11	Janiya Jones	F	14:49	1-2	0-1	0-0	0	1	1	1	0	0	2	0	1	0	0	0	-7	3 rd FG% 4-8 50.0%
22	Ashlynn Duranham	C	0:54	1-2	0-0	0-0	0	0	0	0	0	0	0	0	0	0	0	0	-7	3 rd FT% 1-2 50%
2	Shayla Reed	F	19:07	1-6	1-5	0	2	2	2	2	0	3	3	1	4	0	0	0	-12	4 th FG% 3-13 23.1%
23	Keisha Gresham	F	12:07	1-4	0-0	2-2	0	0	0	0	2	1	4	1	1	1	0	0	-14	3 rd FT% 1-5 20.0%
3	Kyla McCullers	F	14:39	1-5	1-3	0-0	1	0	1	1	1	3	1	4	1	0	0	0	-7	FT% 2-2 100%
Team							5			0			0			GM FG% 16-47 34.0%				
Totals							16-47 4-14 8-11			9 16 25			17 12 44 10 24 5 2 7 -34			FT% 4-14 28.6%				
													Technical Fouls: NONE			FT% 8-11 72.7%				
																Past Performance: A				

Technical Fouls::NONE

Dead Ball Rebounds: 3, 0

Ole Miss - 78

Record: 8-3

Shooting By Period																	
NO.	Name	Min	FG	3P	FT	Rebounds		Fouls	TP	AS	TO	ST	Blocks	B/A			
						OR	DR								TO		
7	Star Jacobus	F 21:28	4-8	0-0	5-7	4	3	7	0	5	3	1	1	1	33		
24	Madison Gock	F 20:55	5-10	0-0	2-3	3	6	3	2	12	2	2	1	0	41		
33	Khayla Richardson	F 21:29	5-10	0-1	2-5	3	4	3	2	12	1	1	1	1	37		
0	Sira Thienrou	G 26:16	7-15	3-6	1-1	4	3	7	3	2	18	3	0	4	33		
3	Kennedy Todd-Williams	G 29:20	4-15	2-7	2-2	4	4	8	1	3	12	3	4	1	20		
1	Kirsten Denes	20:54	1-5	0-4	0-0	0	0	0	2	0	2	3	1	0	0-1		
12	Christeen Uwala	13:32	3-6	0-0	2-3	2	3	5	2	2	8	0	1	0	9		
20	Ayanna Thompson	08:48	0-1	0-1	0-0	0	1	1	1	0	0	0	0	0	13		
13	Mariyah Noel	02:39	0-0	0-0	0-0	0	0	0	1	0	0	0	0	0	0		
11	Fatu Djaly	13:57	0-1	0-1	0-0	0	0	0	0	0	2	3	2	0	20		
Team						3		2	5	0	1						
Totals			29-66	5-20	15-21	24	22	46	12	17	78	21	17	9	7	2	34
Technical Fouls: NONE																	
1st FTY: 7-18 35.9%																	
3PT%: 14 45.5%																	
2nd FTY: 5-11 45.5%																	
3PT%: 35 60.0%																	
FT%: 67 88.7%																	
3rd FTY: 9-15 60.0%																	
3PT%: 03 0.0%																	
4th FTY: 8-22 36.4%																	
3PT%: 17 14.3%																	
FT%: 2-2 100%																	
GM FTY: 29-66 43.9%																	
3PT%: 5-20 25.0%																	
FT%: 15-21 71.4%																	
Page 15 of 20 Printed 5/20/2025, 3:14 PM																	

Technical Fouls::NONE

Dead Ball Rebounds: 3, 0

	MVSU	OM	Points from	MVSU	OM	Period by Period Scoring					
Biggest lead	0 (1 st 10:00)	36 (4 th 1:32)	Turnovers	12	24		1st	2nd	3rd	4th	TOT
Best Scoring Run	9(1 st 2:17)	13(1 st 6:27)	Paint	16	40	MVSU	10	14	11	9	44
Lead Changes			Second Chance	4	22						
Times Tied	0		Fast Breaks	5	4	OM	17	19	23	19	78
Time with Lead	00:00	39:41	Bench	14	10						

Alcorn State - 41

Record: 2-9

NO.	Name	Min	FG		3P		FT		Rebounds		Fouls		TP	AS	ST	Blocks		+/-	Shooting By Period		
			M	A	M	A	M	A	OR	DR	OT	TD				SB	BA				
0	Zy Niyja White	G 31:50	5.9	0.0	2.3	0	2	2	4	4	12	0	2	0	0	1	50	1st FG	41.2	33.3%	
1	Ashanti Backus	G 31:50	5.9	0.0	0.0	0	0	0	0	0	0	0	0	0	0	0	38	2nd FT	1.1	100.0%	
11	Leyah Houston	G 19:35	1.3	0.0	0.0	0	0	0	0	0	0	0	0	0	0	0	3	3rd FG	2.0	0.0%	
24	Kiara Henderson	G 27:31	3.11	0.0	3.4	2	2	2	4	3	9	1	5	1	0	1	43	3rd FG	2.3	66.7%	
5	Maya Claytor	G 22:42	0.1	0.0	0.0	0	1	1	0	0	0	0	0	0	0	0	23	FTs	5.6	83.3%	
2	Nakia Cheatham	18:48	0.3	0.0	0.2	1	0	1	3	2	0	2	0	0	0	0	24	3rd FG	2.12	16.7%	
14	Arene Iyekpolor	22:39	3.5	1.2	0.0	0	1	1	2	7	1	1	0	0	1	22	2nd FG	2.12	50.0%		
15	Jeanne Anderson	11:08	0.2	0.0	0.2	0	1	1	2	1	2	1	2	1	1	9	3rd FG	2.14	25%		
10	Dalaysia Hurt-Floyd	08:22	0.1	0.0	0	0	1	1	0	0	0	0	0	0	0	0	14	4th FG	3.10	30.0%	
32	Milaan Moore	05:47	0.0	0.0	0.0	0	0	0	0	2	0	0	0	0	0	0	0	5th FG	0.0	0.0%	
Team																			FTs	1.1	100%
Totals			15-43	4-6	7-11	6	2	1	0	17	21	12	41	9	19	2	5	52	GM FGs	15-43	34.9%
																			FTs	4.6	66.7%
																			Technical Fouls: NONE		
																			3-Point FGs: 2-6		

Dead Ball Rebounds: 2, 0

Ole Miss - 93

Record: 9-3

NO.	Name		Min	FG	3P	FT	Rebounds			Fouls	TP	AS	TS	Blocks		a/c	Shooting By Period				
							MP	A	M					OR	DR		TOT	B	S	1st FG	1st FT%
7	Starr Jacobs	P	25:39	6:7	0:0	2:4	2	5	7	1	4	14	1	2	2	1	0	33	1st FG	9-14	64.3%
24	Madison Scott	F	08:00	0:0	0:0	0:0	0:0	0:0	0:0	0:0	0:0	0:0	0:0	0:0	0:0	0:0	0:0	3PT%	1-4	25.0%	
0	Steve Thoenes	G	22:00	5:6	0:0	2:3	2	2	4	1	3	13	4	1	1	2	0	33	2nd FG	5-9	55.6%
2	Tamela Sadyer	G	28:58	5:7	1-3	2-2	0	0	0	0	2	13	4	0	0	0	0	38	3rd FG	7-13	53.8%
3	Kennedy Todd-Williams	G	27:19	3:9	0:3	5-8	2	1	3	1	6	11	4	1	2	0	1	48	FT%	3-4	75%
1	Kirsten Denes	F	20:35	2:5	1-4	0:0	0	3	3	2	2	5	6	0	1	0	0	29	3rd FG	13-14	92.9%
12	Cristian Nwala	G	09:29	2:2	0:0	0:0	1	2	3	1	2	5	0	0	1	0	1	12	4th FG	1-2	50.0%
13	Mariyah Noel	F	10:35	4:4	0:0	0:0	2	2	4	0	2	5	0	0	0	0	0	35	FT%	1-2	50.0%
3	Khyarra Richardson	F	16:17	4:7	1-1	3-4	0	2	2	1	2	12	2	0	2	0	0	17	4th FG	8-14	57.1%
11	Fatu Djajo	G	07:36	0:0	0:0	0:0	0	0	0	0	0	0	0	0	0	0	0	3	5th FG	1-3	33.3%
14	Heloisa Carrera	F	01:49	0:0	0:0	0:0	0	0	0	0	0	0	0	0	0	0	0	1	FT%	4-8	50%
Team							1	1	2	0	0	0	0	0	0	0	0		GM FG	37-55	67.3%
Totals				37-55	3-11	16-25	9	24	33	12	21	93	28	5	11	5	1	52	3PT%	3-11	27.3%
																			FT%	16-25	64.0%
																			Technical Fouls:-NONE		
																			Player Not Eligible: J-7		

Technical Fouls::NOM

Dead Ball Rebounds: 7.0

	ASU	OM										
Biggest lead	0 (1 st 10:00)	54 (4 th 1:05)	Points from	ASU	OM	Period by Period Scoring						
			Turnovers	4	35		1 st	2 nd	3 rd	4 th	OT	
Best Scoring Run	6 (2 nd 8:22)	21 (4 th 5:32)	Paint	16	56	ASU	9	19	6	7	41	
Lead Changes			Second Chance	4	11							
Times Tied	0		Fast Breaks	0	19	OM	22	17	33	21	93	
Time with Lead	00:00	39:42	Bench	9	30							

GAME 13 • at AUBURN

Ole Miss - 85														Record: 10-3 (1-0)													
NO.	Name	Min	FG	3P	FT	Rebounds	Fouls	TP	AS	TO	ST	Blocks	+/-	Shooting By Period													
			M-A	M-A	M-A	OR	DR	FT				BS	BA		1 st FG	3P	FT										
7	Starr Jacobs	F 24:11	4-7	0-0	1-2	3	6	9	5	3	9	4	2	0	0	20	3PT%	5-15									
24	Madison Scott	F 25:15	3-7	0-0	1-2	0	3	3	5	1	7	3	5	1	0	29	FT%	5-5									
0	Sira Thienou	G 40:00	5-9	0-2	2-6	1	4	5	3	3	12	1	1	7	1	0	27	2 nd FG	6-13								
2	Tameiya Sadler	G 27:28	3-8	2-4	2-2	0	0	0	2	2	10	1	2	2	0	1	6	3PT%	0-1								
3	Kennedy Todd-Williams	G 24:13	4-5	0-0	11-11	2	2	4	0	4	8	19	4	2	5	0	25	FT%	4-4								
1	Kirsten Deans	26:29	6-9	4-7	4-5	0	0	0	0	5	20	2	3	2	0	0	22	3 rd FG	6-14								
33	Kharyssa Richardson	20:03	3-6	1-2	0-0	1	0	1	4	1	7	0	1	0	1	0	3	FT%	5-5								
12	Christen Iwuala	12:07	0-0	0-0	1-2	1	1	2	2	3	1	0	2	1	1	0	0	1 st FG	1-4								
35	Rhema Collins	00:14	0-0	0-0	0-0	0	0	0	1	0	0	0	0	0	0	0	-2	2 nd FG	1-2								
Team						0	0	0	0	0	0							4 th FG	5-10								
Totals			28-51	7-15	22-30	8	16	24	26	26	85	15	18	18	3	1	27	3PT%	2-5								
																		GM FG%		28-51	54.9%						
																		3PT%		7-15	46.7%						
																		FT%		22-30	73.3%						

Shooting By Period			
1 st	FG%	9-14	64.3%
	3PT%	3-5	60.0%
	FT%	5-5	100%
2 nd	FG%	8-13	61.5%
	3PT%	0-1	0.0%
	FT%	3-4	75%
3 rd	FG%	6-14	42.9%
	3PT%	2-4	50.0%
	FT%	7-12	58.3%
4 th	FG%	5-10	50.0%
	3PT%	2-5	40.0%
	FT%	7-9	77.8%
GM	FG%	28-51	54.9%
	3PT%	7-15	46.7%
	FT%	22-30	73.3%

Dead Ball Rebounds: 6, 1

Auburn - 58		Record: 9-5 (0-1)														
NO. Name	Min	FG M-A	3P M-A	FT M-A	Rebounds OR DR	Fouls PF FO	TP	AS	TO	ST	Blocks BS BA	+/-				
1 Celia Sumbane	F 16:29	0-0	0-0	0-0	0	2	2	4	2	0	1	5	1	0	0	-7
5 DeYona Gaston	F 36:30	8-15	0-0	14-17	3	3	6	3	12	30	0	2	2	0	2	-23
14 Taylen Collins	F 33:09	2-6	0-0	0-0	0	3	3	3	1	4	4	3	6	0	1	0
20 Oyindamola Akinbolawa	G 22:06	2-3	0-0	2-2	0	3	3	4	5	6	0	0	0	0	0	-5
12 Mar'shaun Bostic	G 28:44	4-7	0-0	3-5	0	1	1	5	4	11	1	8	2	0	0	-18
11 Syriah Daniels	16:50	1-3	0-1	1-2	0	2	2	3	1	3	0	2	0	0	0	-15
2 Jordan Hunter	15:05	0-2	0-1	0-0	1	0	1	1	0	0	1	4	0	0	1	-16
7 Yakiya Milton	06:36	0-0	0-0	0-0	1	2	3	1	1	0	1	1	0	0	0	-12
21 Audia Young	18:27	2-3	0-1	0-0	0	1	1	1	0	4	0	1	0	0	0	-14
32 Timya Thurman	04:55	0-0	0-0	0-0	0	0	0	1	0	0	0	0	0	0	0	-3
Team					0	0	0	0	0	0						
Totals		19-39	0-3	20-26	5	17	22	26	26	58	7	29	5	1	3	27
Technical Fouls: NONE																

Shooting By Period		
1 st	FG%	3-9 33.3%
	3PT%	0-0 0.0%
	FT%	4-8 50%
2 nd	FG%	5-12 41.7%
	3PT%	0-2 0.0%
	FT%	0-0 0%
3 rd	FG%	5-9 55.6%
	3PT%	0-0 0.0%
	FT%	11-12 91.7%
4 th	FG%	6-9 66.7%
	3PT%	0-1 0.0%
	FT%	5-6 83.3%
GM	FG%	19-39 48.7%
	3PT%	0-3 0.0%
	FT%	20-26 76.9%

Dead Ball Rebounds: 4, 0

	OM	Auburn	Points from		OM	Auburn	Period by Period Scoring				
Biggest lead	30 (3 rd 2:01)	2 (1 st 9:18)	Turnovers	37	10	OM	1st	2nd	3rd	4th	TOT
Best Scoring Run	12(1 st 3:11)	9(4 th 6:12)	Paint	36	30		26	19	21	19	85
Lead Changes			Second Chance	10	10		Auburn	10	10	21	17
Times Tied	2		Fast Breaks	16	6						
Time with Lead	36:59	01:19	Bench	28	7						

GAME 14 • at TEXAS A&M

Ole Miss - 58																			
Record: 10-4 (1-1)																			
NO.	Name	Min	FG	3P	FT	Rebounds	Fouls	TP	AS	TO	ST	Blocks	BS	BA	+/-				
			M-A	M-A	M-A	OR	DR	TP	PF	FD									
7	Starr Jacobs	F 32:32	4-8	0-0	3-3	2	2	4	2	3	11	0	0	0	1	0	-2		
24	Madison Scott	F 35:54	5-14	0-0	4-6	2	3	5	2	3	14	2	2	0	0	0	4		
0	Sira Thienou	G 30:52	4-11	0-2	2-2	2	2	4	4	4	10	2	2	3	0	1	7		
2	Tameiya Sadler	G 28:23	2-9	2-5	0-0	1	5	6	2	0	6	2	2	3	0	1	-8		
3	Kennedy Todd-Williams	G 38:09	2-6	0-2	3-6	1	1	2	1	3	7	1	3	1	0	1	-4		
1	Kirsten Deans	18:50	2-4	2-3	3-3	0	1	1	0	1	9	1	0	1	0	1	-1		
12	Christen Iwuala	07:28	0-1	0-0	1-2	1	2	3	2	3	1	0	3	0	0	1	0		
20	Ayanna Thompson	03:46	0-0	0-0	0-0	1	0	1	0	0	0	0	1	0	0	0	0		
33	Kharyssa Richardson	04:06	0-0	0-0	0-0	0	0	0	0	1	0	0	0	1	0	0	-6		
Team						2	4	6	0	0	0								
Totals			19-53			4-12	16-22	12	20	32	14	17	58	8	14	9	1	5	-2
															Technical Fouls: NONE				
Shooting By Period																			
1 st FG 9-18 50.0%																			
3PT% 2-4 50.0%																			
FT% 2-3 66.7%																			
2 nd FG 6-9 66.7%																			
3PT% 1-1 100.0%																			
FT% 6-6 100.0%																			
3 rd FG 4-14 28.6%																			
3PT% 2-5 40.0%																			
FT% 2-4 50.0%																			
4 th FG 0-12 0.0%																			
3PT% 0-3 0.0%																			
FT% 6-9 66.7%																			
GM FG% 19-53 35.8%																			
3PT% 4-12 33.3%																			
FT% 16-22 72.7%																			

Shooting By Period		
1 st	FG%	9-18 50.0%
	3PT%	2-4 50.0%
	FT%	2-3 66.7%
2 nd	FG%	6-9 66.7%
	3PT%	1-1 100.0%
	FT%	6-6 100%
3 rd	FG%	4-14 28.6%
	3PT%	1-4 25.0%
	FT%	2-4 50%
4 th	FG%	0-12 0.0%
	3PT%	0-3 0.0%
	FT%	6-9 66.7%
GM FG%	19-53	35.8%
	3PT%	4-12 33.3%
	FT%	16-22 72.7%

Dead Ball Rebounds: 3, 0

Texas A&M - 60																
Record: 6-6 (1-1)																
NO. Name	Min	FG	3P	FT	Rebounds	Fouls	TP	AS	TO	ST	Blocks	BS	BA	+/-		
		M	A	M	A	OR	DR	T	S							
32 Lauren Ware	F 13:47	0-1	0-0	0-0	1	4	5	3	0	0	1	0	2	2	0	-1
5 Aicha Coulibaly	G 35:34	3-13	1-2	1-2	1	4	5	2	1	8	2	1	0	0	0	7
15 Solé Williams	G 28:21	5-11	2-5	6-8	0	2	2	2	4	18	1	4	1	0	0	12
20 Jahara Kent	G 33:23	3-6	1-3	2-4	1	3	4	1	4	9	0	4	1	1	0	2
24 Sahara Jones	G 28:35	2-8	0-4	1-2	3	6	9	3	2	5	0	1	0	0	0	5
3 Erica Moon	11:33	0-1	0-0	0-0	0	0	0	0	2	0	0	0	1	0	0	-10
13 Jada Malone	26:41	7-7	0-0	0-0	4	3	7	2	1	14	0	2	1	0	0	3
21 Taliyah Parker	11:53	1-3	0-1	2-2	1	0	1	0	1	0	4	0	1	0	2	-3
23 Amirah Abdur-Rahim	03:31	1-2	0-0	0-0	1	0	1	0	0	2	0	1	0	0	0	0
7 Kyndal Hunter	06:42	0-2	0-1	0-0	0	1	1	2	1	0	0	2	0	0	1	-5
Team					0	2	2	0	0	0						
Totals		22-54	4-16	12-18	12	25	37	17	14	60	7	17	6	5	1	2
Technical Fouls: NONE																

Shooting By Period		
1 st FG	FG	6-13 46.2%
2 nd FG	FG	3-13 23.1%
3 rd FG	FG	5-17 29.4%
4 th FG	FG	7-15 46.7%
OT FG	FG	2-6 33.3%
3PT	3PT	4-16 25.0%

Shooting By Period		
1 st	FG%	6-13 46.2%
	3PT%	0-2 0.0%
	FT%	0-0 0%
2 nd	FG%	4-9 44.4%
	3PT%	0-0 0.0%
	FT%	5-6 83.3%
3 rd	FG%	5-17 29.4%
	3PT%	1-7 14.3%
	FT%	4-6 66.7%
4 th	FG%	7-15 46.7%
	3PT%	3-7 42.9%
	FT%	3-6 50%
GM	FG%	22-54 40.7%
	3PT%	4-16 25.0%
	FT%	12-18 66.7%

Dead Ball Rebounds: 6, 0

	OM	TAMU	Period by Period Scoring								
Biggest lead	16 (2 nd 0:20)	4 (4 th 0:52)	Points from	OM	TAMU		1st	2nd	3rd	4th	TOT
	Turnovers	17	16								
Best Scoring Run	7 (1 st 3:29)	12 (4 th 5:27)	Paint	24	26	OM	22	19	11	6	58
Lead Changes		1	Second Chance	3	14						
Times Tied		3	Fast Breaks	6	2	TAMU	12	13	15	20	60
Time with Lead	34:45	02:50	Bench	10	20						

GAME 15 • vs. VANDERBILT

Vanderbilt - 59															
Record: 14-3 (1-2)															
NO. Name	Min	FG	3P	FT	Rebounds		Fouls		TP	AS	TO	ST	Blocks	+/-	
		M/A	M/A	M/A	OR	DR	PF	FF					BS		BA
10 Jane Nwaba	F 10:43	1-1	0-0	0-0	0	0	0	0	0	2	0	1	1	0	-17
12 Kameli Pierre	F 25:36	5-12	0-0	1-3	1	2	3	4	4	11	1	0	2	1	-10
1 Mikayla Blakes	G 36:11	8-16	2-7	1-2	1	4	5	3	3	19	2	5	1	0	-25
11 Jordyn Oliver	G 32:40	0-2	0-0	0-0	1	2	3	0	1	0	6	2	1	0	-19
23 Iyana Moore	G 35:42	5-13	2-7	2-2	0	4	4	0	3	14	2	3	2	0	-27
5 Laikiri Kapinus	17:47	1-2	0-0	0-0	1	2	3	2	2	0	3	0	0	0	-4
4 Adanya Mitchell	12:10	1-1	0-0	0-0	0	3	3	1	0	2	1	0	0	0	-13
4 Madison Greene	22:22	0-5	0-2	0-6	1	2	3	1	4	9	4	5	2	0	-16
13 Justine Pissott	04:09	0-1	0-0	0-0	0	0	0	0	0	0	1	0	0	0	-4
30 Trinity Wilson	02:40	0-0	0-0	0-0	0	0	0	1	0	0	0	1	0	0	-5
Total					2	0	2			0	1				
Totals		23-53	4-17	9-14	7	9	26	13	17	59	16	23	9	1	-28
Technical Fouls:NONE															
Shooting By Period															
1st FG% 4-13 30.8%															
2nd FG% 2-6 33.3%															
3rd FG% 1-2 50%															
4th FG% 5-10 50.0%															
5th FG% 0-3 0%															
FT% 4-4 100%															
3rd FG% 5-14 35.7%															
4th FG% 0-4 0%															
5th FG% 2-4 50%															
1st FG% 9-16 56.3%															
2nd FG% 2-4 50%															
3rd FG% 2-4 50%															
4th FG% 2-17 23.5%															
FT% 9-14 64.3%															

GAME 18 • at MSU

Dead Ball Rebounds: 5, 0Dead Ball Rebounds: 1, 0

Technical Fouls::NONE

GAME 20 • at Georgia

Freshman • Guard • 6-0



- Born Jan. 9, 2004
- Daughter of Wassa Touré

Opponent	Date	GS	MIN	Total		3-Pointers		Free throws		Rebounds				PF	A	TO	BLK	STL	PTS	AVG
				FG-FGA	PCT	3FG-3FGA	PCT	FT-FTA	PCT	OFF	DEF	TOT	AVG							
vs Southern California	11/04/2024		18:45	2-8	.250	0-0	.000	2-2	1.000	4	0	4	4.0	2	1	1	0	2	6	6.0
Ark.-Pine Bluff	11/10/2024	*	16:58	2-3	.667	1-1	1.000	1-2	.500	0	6	6	5.0	1	3	2	1	1	6	6.0
at Delaware St.	11/14/2024		16:10	5-7	.714	2-3	.667	1-2	.500	1	2	3	4.3	2	1	0	0	1	13	8.3
Jackson St.	11/18/2024	*	21:21	7-8	.875	0-0	.000	2-4	.500	2	2	4	4.3	3	1	0	0	3	16	10.3
vs Boston College	11/25/2024	*	26:08	7-12	.583	2-4	.500	0-0	.000	5	3	8	5.0	2	2	0	0	3	16	11.4
vs UConn	11/27/2024	*	22:08	1-9	.111	0-6	.000	0-0	.000	2	2	4	4.8	1	1	1	0	2	2	9.8
Alabama St.	11/30/2024		18:53	6-9	.667	1-2	.500	3-4	.750	3	3	6	5.0	1	5	1	0	4	16	10.7
at NC State	12/05/2024		24:45	1-5	.200	0-1	.000	4-4	1.000	2	3	5	5.0	4	0	0	2	6	10.1	
Tennessee St.	12/08/2024	*	25:07	4-7	.571	2-2	1.000	2-4	.500	3	3	6	5.1	1	2	1	0	4	12	10.3
South Alabama	12/15/2024	*	29:52	7-8	.875	2-2	1.000	7-8	.875	2	5	7	5.3	2	2	0	0	1	23	11.6
Mississippi Val.	12/21/2024	*	26:16	7-15	.467	3-6	.500	1-1	1.000	4	3	7	5.5	3	3	0	1	4	18	12.2
Alcorn	12/30/2024	*	22:00	5-6	.833	0-0	.000	3-3	1.000	2	2	4	5.3	1	4	1	2	1	13	12.3
at Auburn	01/02/2025	*	40:00	5-9	.556	0-2	.000	2-6	.333	1	4	5	5.3	3	1	1	7	12	12.2	
at Texas A&M	01/05/2025	*	30:52	4-11	.364	0-2	.000	2-2	1.000	2	2	4	5.2	4	2	2	0	3	10	12.1
Vanderbilt	01/09/2025	*	26:47	7-10	.700	1-3	.333	1-2	.500	1	3	4	5.1	4	4	2	0	0	16	12.3
Alabama	01/12/2025	*	24:38	4-9	.444	0-2	.000	0-0	.000	1	2	3	5.0	4	2	4	0	2	8	12.1
Florida	01/16/2025	*	31:03	12-17	.706	5-6	.833	0-0	.000	2	3	5	5.0	2	5	2	0	7	29	13.1
Totals			13 421:43	86-153	.562	19-42	.453	31-44	.705	37	48	85	5.0	40	39	18	5	47	222	13.1

Games Played	Minutes/ game	Points/ game	FG Pct	3FG Pct	FT Pct	Rebounds/ game	Assists/ game	Turnovers/ game	Assist/Turnover ratio	Steals/ game	Blocks/ game
17	24.8	13.1	56.2	45.2	70.5	5.0	2.3	1.1	2.2	2.8	0.3

Double-Figure Points: 12x, MR: vs. Florida (01/16/25)
Double-Figure Rebounds: --
Double-Doubles: --
5+ Rebounds: 9x, MR: vs. Florida (01/16/25)
5+ Assists: 2x, MR: vs. Florida (01/16/25)
Led Team in Points: 5x, MR: vs. Florida (01/16/25)
Led Team in Rebounds: 1x, vs. South Alabama (12/15/24)
Led Team in Assists: 2x, MR: at Texas A&M (01/05/25)

				Field Goals		3-Point		F-Throws		Rebounds										Scoring	
SEASON	TEAM	GP-GS	MIN/AVG	FG-FGA	FG%	3FG-3FGA	3FG%	FT-FTA	FT%	OFF	DEF	TOT	AVG	PF-FO	A	TO	BLK	STL	PTS	AVG	
2024-25	UM	17-13	422/24.8	86-153	.562	19-42	.452	31-44	.705	37	48	85	5.0	40-0	39	18	5	47	222	13.1	
TOTAL		17-13	422/24.8	86-153	.562	19-42	.452	31-44	.705	37	48	85	5.0	40-0	39	18	5	47	222	13.1	

1^{kk} DEANS

Greensboro, N.C. • Connections Academy • Florida

Graduate • Guard • 5-8

Ole Miss

NOTES

- 2023-24 (GRADUATE)

 - Started six games for the Rebels
 - Dropped the season highs in points (16) and assists (eight) against Temple
 - Scored double-digit points three times
- AT FLORIDA

 - Spent one season with the Gators, appearing in 34 games
 - Led UF in scoring with 14.1 points per game
 - Scored a career-high 30 points against LSU
 - Tallied seven games with 20 or more points
- AT WEST VIRGINIA

 - Played three seasons for the Mountaineers
 - Two-time All-Big 12 Honorable Mention
 - Averaged a team best in points with 14.5 points per game as a junior
 - Carried WVU in three-point field goal percentage as a sophomore (41.5%)
- HIGH SCHOOL

 - Rated as a five-star prospect by ESPN's HoopGurlz
 - Ranked as the No. 10 combo guard by the Collegiate Firls Basketball Report
- PERSONAL

 - Born Oct. 27, 2001
 - Daughter of Kim and Greg Deans
 - Has two brothers, Jerrell and Keyon

SEASON GAME-BY-GAME

Opponent	Date	GS	MIN	Total		3-Pointers		Free throws		Rebounds				PF	A	TO	BLK	STL	PTS	AVG
				FG-FGA	PCT	3FG-3FGA	PCT	FT-FTA	PCT	OFF	DEF	TOT	AVG							
vs Southern California	11/04/2024	*	32:49	5-15	.333	4-12	.333	5-5	1.000	1	2	3	3.0	5	3	4	1	1	19	19.0
Ark.-Pine Bluff	11/10/2024		14:38	5-8	.625	3-6	.500	3-4	.750	2	5	7	5.0	0	2	1	0	1	16	17.5
at Delaware St.	11/14/2024	*	22:06	2-6	.333	2-4	.500	0-0	.000	1	2	3	4.3	0	7	0	2	2	6	13.7
Jackson St.	11/18/2024	*	21:54	3-6	.500	2-5	.400	2-2	1.000	0	2	2	3.8	1	3	3	0	3	10	12.8
vs Boston College	11/25/2024	*	17:48	4-10	.400	1-6	.167	6-6	1.000	1	2	3	3.6	2	2	2	0	0	15	13.2
vs UConn	11/27/2024	*	31:42	7-18	.389	3-9	.333	0-0	.000	0	0	0	3.0	4	0	1	0	2	17	13.8
Alabama St.	11/30/2024	*	15:47	1-6	.167	0-5	.000	0-0	.000	0	2	2	2.9	2	3	3	0	0	2	12.1
at NC State	12/05/2024	*	20:58	3-8	.375	0-4	.000	2-2	1.000	2	2	4	3.0	1	3	3	0	3	8	11.6
Tennessee St.	12/08/2024		17:16	2-5	.400	1-2	.500	0-0	.000	0	1	1	2.8	1	5	1	0	0	5	10.9
South Alabama	12/15/2024		15:23	0-3	.000	0-2	.000	1-2	.500	1	2	3	2.8	0	4	3	0	1	1	9.9
Mississippi Val.	12/21/2024		20:54	1-5	.200	0-4	.000	0-0	.000	0	0	0	2.5	2	3	1	0	0	2	9.2
Alcorn	12/30/2024		23:32	2-5	.400	1-4	.250	0-0	.000	0	3	3	2.6	2	6	0	0	1	5	8.8
at Auburn	01/02/2025		26:29	6-9	.667	4-7	.571	4-5	.800	0	0	0	2.4	0	2	3	0	2	20	9.7
at Texas A&M	01/05/2025		18:50	2-4	.500	2-3	.667	3-3	1.000	0	1	1	2.3	0	1	0	0	1	9	9.6
Vanderbilt	01/09/2025		17:26	2-4	.500	1-3	.333	0-0	.000	0	2	2	2.3	2	1	3	0	1	5	9.3
Alabama	01/12/2025		17:32	4-11	.364	3-8	.375	2-2	1.000	1	1	2	2.3	4	2	3	0	0	13	9.6
Florida	01/16/2025		13:31	2-4	.500	1-2	.500	0-1	.000	0	1	1	2.2	2	1	0	0	1	5	9.3
Totals		7	348:35	51-127	.402	28-86	.326	28-32	.875	9	28	37	2.2	28	48	31	3	19	158	9.3

Player Averages

Games Played	Minutes/game	Points/game	FG Pct	3FG Pct	FT Pct	Rebounds/game	Assists/game	Turnovers/game	Assist/Turnover ratio	Steals/game	Blocks/game
17	20.5	9.3	40.2	32.6	87.5	2.2	2.8	1.8	1.5	1.1	0.2

THE DEANS FILE

BIRTHDAY	OCT. 27, 2001
MAJOR	ATHLETIC ADMINISTRATION
OTHER REBELS TO WEAR #1	

Sarah Dumitrescu	2020-21
Bree Glover	2017-18
Lashonda Monk	2022
Shae Nelson	2010

CAREER HIGHS

Points:	30, 2x, MR: vs. LSU (02/19/23)
Rebounds:	10, at Ole Miss (02/05/23)
Assists:	10, 2x, MR: at Wake Forest (03/20/23)
Steals:	7, vs. Saint Francis (PA) (11/16/21)
Blocks:	2, 4x, MR: at Delaware St. (11/14/24)
Field Goals:	12, at Texas (02/06/21)
Free Throws:	9, at Arkansas (01/05/23)
Three Pointers:	7, vs. Oklahoma (12/21/22)

SEASON HIGHS

Points:	20, at Auburn (01/02/25)
Rebounds:	7, vs. UAPB (11/10/24)
Assists:	7, at Delaware St. (11/14/24)
Steals:	3, 2x, MR: at NC State (12/05/24)
Blocks:	2, at Delaware St. (11/14/24)
Field Goals:	7, vs. UConn (11/27/24)
Free Throws:	6, vs. Boston College (11/25/24)
Three Pointers:	4, 2x, MR: at Auburn (01/02/25)

SEASON SUPERLATIVES

Double-Figure Points:	7x, MR: vs. #18 Alabama (01/12/25)
Double-Figure Rebounds:	--
Double-Doubles:	--
5+ Rebounds:	1x, vs. UAPB (11/10/24)
5+ Assists:	3x, MR: vs. Alcorn St. (12/30/24)
Led Team in Points:	4x, MR: at Auburn (01/02/25)
Led Team in Rebounds:	--
Led Team in Assists:	3x, MR: vs. Tennessee St. (12/08/24)

CAREER STATS

SEASON	TEAM	GP-GS	MIN/AVG	Field Goals		3-Point		F-Throws		Rebounds				Scoring						
				FG-FGA	FG%	3FG-3FGA	3FG%	FT-FTA	FT%	OFF	DEF	TOT	AVG	PF-FO	A	TO	BLK	STL	PTS	AVG
2019-20	WVU	29-1	499/17.2	52-156	.333	15-55	.273	37-52	.712	26	54	80	2.8	74-2	46	40	5	23	156	5.4
2020-21	WVU	27-27	929/34.4	126-277	.455	44-106	.415	75-89	.843	19	86	105	3.9	78-1	104	79	4	36	371	13.7
2021-22	WVU	18-18	550/30.6	90-221	.407	27-86	.314	54-60	.900	7	43	50	2.8	54-1	66	48	1	29	261	14.5
2022-23	UF	34-29	1008/29.6	146-382	.382	77-201	.383	109-132	.826	11	123	134	3.9	84-2	126	122	3	62	478	14.1
2023-24	UM	6-6	126/21.0	16-41	.390	8-24	.333	16-21	.762	4	19	23	3.8	9-0	23	11	1	8	56	9.3
2024-25	UM	17-7	349/20.5	51-127	.402	28-86	.326	28-32	.875	9	28	37	2.2	28-1	48	31	3	19	158	9.3
TOTAL FOR UM		23-13	474/20.6	67-168	.399	36-110	.327	44-53	.830	13	47	60	2.6	37-1	71	42	4	27	214	9.3
TOTAL		131-88	3460/26.4	481-1204	.400	199-558	.357	319-386	.826	76	353	429	3.3	327-7	413	331	17	177	1480	11.3

2

tameiya
SADLER

Vallejo, Calif. • St. Patrick-St. Vincent • Colorado

Graduate • Guard • 5-7



Ole Miss

NOTES

AT COLORADO

- Spent three seasons at Colorado, appearing in 94 games and starting 26
- Averaged 1.5 assists as a Buffalo
- Scored a CU high 16 points as a junior
- Totaled six games with 10-plus points as a senior

AT WASHINGTON

- Played one season for the Huskies, starting 10 games
- Ranked second on the team with 10.4 points per game
- Paced the Huskies in assists with 2.4 dimes per game
- Scored a career-high 23 points against BYU

HIGH SCHOOL

- Four-star prospect out of St. Patrick-St. Vincent High School
- Named Tri-County League MVP, averaging 18.4 points per game
- Rated the 20th-best point guard in the class of 2020

PERSONAL

- Born Dec. 15, 2001
- Daughter of Gregory Sadler

SEASON GAME-BY-GAME

Opponent	Date	GS	MIN	Total		3-Pointers		Free throws		Rebounds				PF	A	TO	BLK	STL	PTS	AVG	
				FG-FGA	PCT	3FG-3FGA	PCT	FT-FTA	PCT	OFF	DEF	TOT	AVG								
vs Southern California	11/04/2024	*	16:43	2-2	1.000	1-1	1.000	2-2	1.000	0	0	0	0.0	4	3	1	0	2	7	7.0	
at Delaware St.	11/14/2024	*	27:16	0-6	.000	0-4	.000	0-0	.000	1	1	2	1.0	1	0	2	0	2	0	3.5	
Jackson St.	11/18/2024	*	23:59	2-8	.250	0-2	.000	2-2	1.000	0	2	2	1.3	3	3	0	0	2	6	4.3	
vs Boston College	11/25/2024	*	18:55	2-7	.286	0-1	.000	0-0	.000	1	1	2	1.5	3	2	3	0	3	4	4.3	
vs UConn	11/27/2024	*	29:51	1-6	.167	1-4	.250	2-2	1.000	1	2	3	1.8	0	1	0	1	0	5	4.4	
Alabama St.	11/30/2024	*	24:20	2-3	.667	1-2	.500	0-1	.000	0	0	0	1.5	1	2	1	0	1	5	4.5	
at NC State	12/05/2024	*	33:58	6-11	.545	2-6	.333	0-1	.000	2	2	4	1.9	3	1	4	0	3	14	5.9	
Tennessee St.	12/08/2024	*	16:10	2-4	.500	1-1	1.000	0-0	.000	0	0	0	1.6	3	3	1	0	2	5	5.8	
South Alabama	12/15/2024	*	24:18	3-8	.375	1-3	.333	0-0	.000	0	3	3	1.8	2	8	1	0	4	7	5.9	
Alcorn	12/30/2024	*	28:58	5-7	.714	1-3	.333	2-2	1.000	0	0	0	1.6	2	4	0	0	0	13	6.6	
at Auburn	01/02/2025	*	27:28	3-8	.375	2-4	.500	2-2	1.000	0	0	0	1.5	2	1	2	0	2	10	6.9	
at Texas A&M	01/05/2025	*	28:23	2-9	.222	2-5	.400	0-0	.000	1	5	6	1.8	2	2	2	0	3	6	6.8	
Vanderbilt	01/09/2025	*	28:03	3-7	.429	2-5	.400	2-2	1.000	0	4	4	2.0	2	7	2	0	2	10	7.1	
Alabama	01/12/2025	*	30:18	2-10	.200	2-4	.500	0-0	.000	1	1	2	2.0	3	1	1	0	0	6	7.0	
Florida	01/16/2025	*	25:15	2-8	.250	1-5	.200	1-1	1.000	0	0	0	1.9	1	5	2	1	5	6	6.9	
Totals			12	383:55	37-104	.356	17-50	.340	13-15	.867	7	21	28	1.9	32	43	22	2	31	104	6.9

Player Averages

Games Played	Minutes/game	Points/game	FG Pct	3FG Pct	FT Pct	Rebounds/game	Assists/game	Turnovers/game	Assist/Turnover ratio	Steals/game	Blocks/game
15	25.6	6.9	35.6	34.0	86.7	1.9	2.9	1.5	2.0	2.1	0.1

THE SADLER FILE

BIRTHDAY	DEC. 15, 2001
MAJOR	SPORT AND REC. ADMIN
OTHER REBELS TO WEAR #2	
Marquesha Davis	2023-24
Mimi Reid	2019-22
Lindsay Roy	2005-08

CAREER HIGHS

Points: 23, vs. BYU (11/28/20)
Rebounds: 11, vs. Stanford (12/6/20)
Assists: 8, 2x, MR: vs. South Alabama (12/15/24)
Steals: 7, vs. Western Michigan (11/30/22)
Blocks: 2, 5x, last vs. Oregon (2/9/24)
Field Goals: 8, at California (12/4/20)
Free Throws: 6, 2x, last at Oregon State (1/26/21)
Three Pointers: 3, 2x, last vs. Samford (11/22/21)

SEASON HIGHS

Points: 14, at NC State (12/05/24)
Rebounds: 6, at Texas A&M (01/05/25)
Assists: 8, vs. South Alabama (12/15/24)
Steals: 5, vs. Florida (01/16/25)
Blocks: 1, 2x, MR: vs. Florida (01/16/25)
Field Goals: 6, at NC State (12/05/24)
Free Throws: 2, 6x, MR: vs. Vanderbilt (01/09/25)
Three Pointers: 2, 5x, MR: vs. #18 Alabama (01/12/25)

SEASON SUPERLATIVES

Double-Figure Points: 4x, MR: vs. Vanderbilt (01/09/25)
Double-Figure Rebounds: --
Double-Doubles: --
5+ Rebounds: 1x, at Texas A&M (01/05/25)
5+ Assists: 3x, MR: vs. Florida (01/16/25)
Led Team in Points: --
Led Team in Rebounds: 1x, at Texas A&M (01/05/25)
Led Team in Assists: 3x, MR: vs. Vanderbilt (01/09/25)

CAREER STATS

				Field Goals		3-Point		F-Throws		Rebounds				Scoring						
SEASON	TEAM	GP-GS	MIN/AVG	FG-FGA	FG%	3FG-3FGA	3FG%	FT-FTA	FT%	OFF	DEF	TOT	AVG	PF-FO	A	TO	BLK	STL	PTS	AVG
2020-21	UW	18-10	461/25.6	63-145	.434	14-31	.452	48-60	.800	21	43	64	3.6	43-0	44	57	9	34	188	10.4
2021-22	CU	26-12	457/17.6	45-129	.349	12-40	.300	27-39	.692	12	43	55	2.1	41-0	25	24	8	33	129	5.0
2022-23	CU	34-4	637/18.7	66-182	.363	16-51	.314	23-32	.719	29	59	88	2.6	46-0	45	33	2	50	171	5.0
2023-24	CU	34-10	630/18.5	79-188	.420	12-40	.300	16-25	.640	19	54	73	2.1	42-0	68	27	7	45	186	5.5
2024-25	UM	15-12	384/25.6	37-104	.356	17-50	.340	13-15	.867	7	21	28	1.9	32-0	43	22	2	31	104	6.9
TOTAL FOR UM		15-12	384/25.6	37-104	.356	17-50	.340	13-15	.867	7	21	28	1.9	32-0	43	22	2	31	104	6.9
TOTAL		127-48	2568/20.2	290-748	.388	71-212	.335	127-171	.743	88	220	308	2.4	204-0	225	163	28	193	778	6.1

kennedy 3 TODD-WILLIAMS

Jacksonville, N.C. • Jacksonville • North Carolina

Senior • Guard • 6-0



NOTES

2023-24 (SENIOR*)

- Appeared in all 33 games, starting in 25
- Tied a career-best with 22 points at Georgia
- Dished out personal season-best 77 assists
- Totaled double-digits in scoring in 21 games
- Recorded a double-double in OT win over MSU with 16 points and 11 rebounds

AT NORTH CAROLINA

- Played in 89 games for the Tar Heels, making 70 starts
- Earned Second-Team All-ACC accolades as a junior
- Ranked second for UNC in scoring (13.4 ppg) in her third season
- Led Carolina in made three's with 52 in 2022-23
- Notched a career-high 22 points at Pitt in 2022-23
- Averaged double figures as a sophomore, with 10.8 points per game, doubling her scoring average from her freshman season.

HIGH SCHOOL

- Ranked as the No. 1 player in the state by Prep Girls Hoops North Carolina
- Named district player of the year and first-team all-state as a senior
- 2020 McDonald's All-American Nominee
- Four-star recruit according to ESPN

PERSONAL

- Daughter of Brenda Williams and Jeff Todd
- Born Sept. 8, 2001

THE TODD-WILLIAMS FILE

BIRTHDAY SEPT. 8, 2001

MAJOR GENERAL BUSINESS

OTHER REBELS TO WEAR #3

Ashley Awkward	2004-07
Takela Corbitt	1999-01
A'Queen Hayes	2014-16
Donnetta Johnson	2021-22
Valencia McFarland	2011-14

CAREER HIGHS

Points: 25, vs. Vanderbilt (01/09/25)
 Rebounds: 12, vs. App State (11/17/21)
 Assists: 9, vs. South Carolina State (12/03/20)
 Steals: 5, 2x, MR: at Auburn (01/02/25)
 Blocks: 3, vs. Florida (03/08/24)
 Field Goals: 10, at Georgia (01/21/24)
 Free Throws: 11, 2x, MR: at Auburn (01/02/25)
 Three Pointers: 5, vs. Vanderbilt (01/09/25)

SEASON HIGHS

Points: 25, vs. Vanderbilt (01/09/25)
 Rebounds: 10, vs. UAPB (11/10/24)
 Assists: 7, vs. Vanderbilt (01/09/25)
 Steals: 5, at Auburn (01/02/25)
 Blocks: 2, 5x, MR: vs. Vanderbilt (01/09/25)
 Field Goals: 8, vs. Boston College (11/25/24)
 Free Throws: 11, at Auburn (01/02/25)
 Three Pointers: 5, vs. Vanderbilt (01/09/25)

SEASON SUPERLATIVES

Double-Figure Points: 12x, MR: vs. Florida (01/16/25)
 Double-Figure Rebounds: 1x, vs. UAPB (11/10/24)
 Double-Doubles: --
 5+ Rebounds: 10x, MR: vs. Florida (01/16/25)
 5+ Assists: 5x, MR: vs. Florida (01/16/25)
 Led Team in Points: 2x, MR: vs. Vanderbilt (01/09/25)
 Led Team in Rebounds: 4x, MR: vs. Florida (01/16/25)
 Led Team in Assists: 5x, MR: vs. Florida (01/16/25)

SEASON GAME-BY-GAME

Opponent	Date	GS	MIN	Total		3-Pointers		Free throws		Rebounds				PF	A	TO	BLK	STL	PTS	AVG
				FG-FGA	PCT	3FG-3FGA	PCT	FT-FTA	PCT	OFF	DEF	TOT	AVG							
vs Southern California	11/04/2024	*	36:18	2-19	.105	0-6	.000	4-6	.667	3	6	9	9.0	4	2	2	0	2	8	8.0
Ark.-Pine Bluff	11/10/2024	*	25:30	1-9	.111	0-2	.000	4-4	1.000	5	5	10	9.5	2	2	2	1	2	6	7.0
at Delaware St.	11/14/2024	*	29:04	5-10	.500	3-6	.500	0-0	.000	2	7	9	9.3	1	5	0	2	1	13	9.0
Jackson St.	11/18/2024	*	23:56	3-9	.333	0-3	.000	3-4	.750	2	3	5	8.3	1	2	2	2	3	9	9.0
vs Boston College	11/25/2024	*	28:04	8-13	.615	0-1	.000	1-1	1.000	1	2	3	7.2	0	5	1	1	0	17	10.6
vs UConn	11/27/2024	*	31:31	4-11	.364	4-4	1.000	1-2	.500	0	2	2	6.3	2	1	1	0	0	13	11.0
Alabama St.	11/30/2024	*	20:14	4-7	.571	1-4	.250	2-2	1.000	0	3	3	5.9	2	5	0	1	1	11	11.0
at NC State	12/05/2024	*	34:54	5-15	.333	1-3	.333	1-2	.500	1	5	6	5.9	4	0	1	1	2	12	11.1
Tennessee St.	12/08/2024	*	19:36	4-10	.400	1-4	.250	6-6	1.000	2	5	7	6.0	0	2	0	1	1	15	11.6
South Alabama	12/15/2024	*	27:12	3-8	.375	0-3	.000	2-3	.667	0	2	2	5.6	1	2	1	2	1	8	11.2
Mississippi Val.	12/21/2024	*	29:20	4-15	.267	2-7	.286	2-2	1.000	4	4	8	5.8	1	3	4	2	1	12	11.3
Alcorn	12/30/2024	*	27:19	3-9	.333	0-3	.000	5-8	.625	2	1	3	5.6	1	4	1	0	2	11	11.3
at Auburn	01/02/2025	*	24:13	4-5	.800	0-0	.000	11-11	1.000	2	2	4	5.5	4	4	2	0	5	19	11.8
at Texas A&M	01/05/2025	*	38:09	2-6	.333	0-2	.000	3-6	.500	1	1	2	5.2	1	1	3	0	1	7	11.5
Vanderbilt	01/09/2025	*	34:17	7-13	.538	5-7	.714	6-6	1.000	2	4	6	5.3	1	7	0	2	1	25	12.4
Alabama	01/12/2025	*	33:14	4-8	.500	2-5	.400	1-1	1.000	3	5	8	5.4	4	4	1	1	2	11	12.3
Florida	01/16/2025	*	36:37	3-7	.429	0-2	.000	6-6	1.000	2	4	6	5.5	2	6	1	0	2	12	12.3
Totals		17	499:28	66-174	.379	19-62	.306	58-70	.829	32	61	93	5.5	31	55	22	16	27	209	12.3

Player Averages

Games Played	Minutes/game	Points/game	FG Pct	3FG Pct	FT Pct	Rebounds/game	Assists/game	Turnovers/game	Assist/Turnover ratio	Steals/game	Blocks/game
17	29.4	12.3	37.9	30.6	82.9	5.5	3.2	1.3	2.5	1.6	0.9

CAREER STATS

				Field Goals		3-Point		F-Throws		Rebounds				Scoring						
SEASON	TEAM	GP-GS	MIN/AVG	FG-FGA	FG%	3FG-3FGA	3FG%	FT-FTA	FT%	OFF	DEF	TOT	AVG	PF-FO	A	TO	BLK	STL	PTS	AVG
2020-21	UNC	24-5	448/18.7	43-120	.358	14-42	.333	39-55	.709	39	77	116	4.8	37-0	42	37	7	15	139	5.8
2021-22	UNC	32-32	961/30.0	128-303	.422	25-90	.278	66-84	.786	60	127	187	5.8	76-0	71	57	14	49	347	10.8
2022-23	UNC	33-33	1057/32.0	158-401	.394	52-161	.323	73-97	.753	53	124	177	5.4	85-2	44	78	10	42	441	13.4
2023-24	UM	33-25	961/29.1	117-304	.385	19-71	.268	96-123	.780	62	99	161	4.9	62-1	77	59	20	44	349	10.6
2024-25	UM	17-17	499/29.4	66-174	.379	19-62	.306	58-70	.829	32	61	93	5.5	31-0	55	22	16	27	209	12.3
TOTAL FOR UM		50-42	1460/29.2	183-478	.383	38-133	.286	154-193	.798	94	160	254	5.1	93-1	132	81	36	71	558	11.2
TOTAL		139-112	3927/28.2	512-1302	.393	129-426	.303	332-429	.774	246	488	734	5.3	291-3	289	253	67	177	1485	10.7

7

starr JACOBS

Dallas, Texas • Duncanville •Arkansas-Pine Bluff

Graduate • Forward • 6-2

NOTES

AT ARKANSAS-PINE BLUFF

- Sat out the 2023-24 season

AT UT-ARLINGTON

- Spent two seasons with the Lady Mavs, playing in 59 games and starting all but one
- Averaged 19.5 points, 2.7 steals and 2.4 assists per game
- Finished career ranked No. 14 in scoring at UTA
- Led the WAC in scoring, rebounding and steals in conference play during her redshirt senior campaign
- Sun Belt Player of the Year, Sun Belt Tournament MVP and First Team All-Sun Belt as a redshirt junior

AT TEMPLE COLLEGE

- Spent two seasons at Temple College
- WBCA All-American and a World Exposure Report All-American in 2021-22
- Finished second nationally in scoring as a redshirt sophomore, averaging 23.6 points per game

AT HOUSTON

- Did not compete as a true freshman

HIGH SCHOOL

- Three-star prospect according to ESPN's HoopGurlz
- Rated the No. 14 wing in the class
- Led Duncanville to back-to-back state titles in 2016 and 2017

PERSONAL

- Daughter of Jeanette Moore
- Born July 17, 2000

SEASON GAME-BY-GAME																					
Opponent	Date	GS	MIN	Total		3-Pointers		Free throws		Rebounds				PF	A	TO	BLK	STL	PTS	AVG	
				FG	FGA	PCT	3FG	3FGA	PCT	FT	FTA	PCT	OFF								DEF
vs Southern California	11/04/2024	*	19:26	3-5	.600	0-0	.000	1-2	.500	2	3	5	5.0	4	0	2	0	2	7	7.0	
Ark.-Pine Bluff	11/10/2024	*	20:25	3-5	.600	0-0	.000	3-4	.750	2	1	3	4.0	2	1	3	0	1	9	8.0	
at Delaware St.	11/14/2024	*	22:18	8-10	.800	0-0	.000	2-5	.400	4	2	6	4.7	0	2	0	0	1	18	11.3	
Jackson St.	11/18/2024	*	16:59	3-6	.500	0-0	.000	2-4	.500	3	3	6	5.0	0	1	1	0	3	8	10.5	
vs Boston College	11/25/2024	*	20:27	6-9	.667	0-0	.000	0-2	.000	8	3	11	6.2	3	0	3	0	1	12	10.8	
vs UConn	11/27/2024	*	27:49	3-5	.600	0-0	.000	5-6	.833	5	1	6	6.2	3	0	4	0	4	11	10.8	
Alabama St.	11/30/2024	*	15:09	5-7	.714	0-0	.000	2-2	1.000	5	3	8	6.4	0	2	1	1	1	12	11.0	
at NC State	12/05/2024	*	30:04	2-5	.400	0-0	.000	0-0	.000	2	6	8	6.6	2	0	1	1	3	4	10.1	
Tennessee St.	12/08/2024	*	12:23	1-3	.333	0-0	.000	0-0	.000	0	2	2	6.1	0	0	1	0	2	2	9.2	
South Alabama	12/15/2024	*	16:27	6-9	.667	0-0	.000	3-3	1.000	3	4	7	6.2	2	2	1	1	2	15	9.8	
Mississippi Val.	12/21/2024	*	29:12	4-8	.500	0-0	.000	5-7	.714	4	3	7	6.3	0	3	1	1	1	13	10.1	
Alcorn	12/30/2024	*	25:39	6-7	.857	0-0	.000	2-4	.500	2	5	7	6.3	1	1	2	1	2	14	10.4	
at Auburn	01/02/2025	*	24:11	4-7	.571	0-0	.000	1-2	.500	3	6	9	6.5	5	4	2	0	0	9	10.3	
at Texas A&M	01/05/2025	*	32:32	4-8	.500	0-0	.000	3-3	1.000	2	2	4	6.4	2	0	0	1	0	11	10.4	
Vanderbilt	01/09/2025	*	19:47	4-6	.667	0-0	.000	2-2	1.000	2	2	4	6.2	3	0	2	0	1	10	10.3	
Alabama	01/12/2025	*	32:04	7-14	.500	0-0	.000	7-7	1.000	9	3	12	6.6	1	3	2	1	2	21	11.0	
Florida	01/16/2025	*	20:21	8-11	.727	0-0	.000	3-3	1.000	3	3	6	6.5	3	1	3	0	3	19	11.5	
Totals			17	385:13	77-125	.616	0-0	.000	41-56	.732	59	52	111	6.5	31	20	29	7	29	195	11.1

Player Averages

Games Played	Minutes/game	Points/game	FG Pct	3FG Pct	FT Pct	Rebounds/game	Assists/game	Turnovers/game	Assist/Turnover ratio	Steals/game	Blocks/game
17	22.7	11.5	61.6	0.0	73.2	6.5	1.2	1.7	0.7	1.7	0.4

THE JACOBS FILE	
BIRTHDAY	JULY 17, 2000
MAJOR	ATHLETICS ADMINISTRATION
CAREER HIGHS	

Points: 35, vs. Sam Houston (2/16/23)
Rebounds: 21, at Grand Canyon (2/25/23)
Assists: 7, vs. SFA (3/2/23)
Steals: 6, vs. Utah Tech (2/4/23)
Blocks: 3, vs. Louisiana (3/6/22)
Field Goals: 14, at UNLV (11/27/21)
Free Throws: 14, vs. SFA (3/2/23)
Three Pointers: --

SEASON HIGHS

Points: 21, vs. #18 Alabama (01/12/25)
Rebounds: 12, vs. #18 Alabama (01/12/25)
Assists: 4, at Auburn (01/02/25)
Steals: 4, vs. UConn (11/27/24)
Blocks: 1, 7x, MR: vs. #18 Alabama (01/12/25)
Field Goals: 8, 2x, MR: vs. Florida (01/16/25)
Free Throws: 7, vs. #18 Alabama (01/12/25)
Three Pointers: --

SEASON SUPERLATIVES

Double-Figure Points: 11x, MR: vs. Florida (01/16/25)
Double-Figure Rebounds: 2x, MR: vs. #18 Alabama (01/12/25)
Double-Doubles: 2x, MR: vs. #18 Alabama (01/12/25)
5+ Rebounds: 13x, MR: vs. Florida (01/16/25)
5+ Assists: --
Led Team in Points: 3x, MR: vs. #18 Alabama (01/12/25)
Led Team in Rebounds: 9x, MR: vs. Florida (01/16/25)
Led Team in Assists: 1x, at Auburn (01/02/25)

CAREER STATS																				
				Field Goals		3-Point		F-Throws		Rebounds									Scoring	
SEASON	TEAM	GP-GS	MIN/AVG	FG-FGA	FG%	3FG-3FGA	3FG%	FT-FTA	FT%	OFF	DEF	TOT	AVG	PF-FO	A	TO	BLK	STL	PTS	AVG
2021-22	UTA	28-28	904/32.3	231-426	.542	0-2	.000	127-201	.632	63	122	185	6.6	57-1	49	76	17	63	589	21.0
2022-23	UTA	31-30	1003/32.4	202-407	.496	0-0	.000	158-219	.721	89	185	274	8.8	93-2	94	112	15	94	562	18.1
2024-25	UM	17-17	385/22.7	77-125	.616	0-0	.000	41-56	.732	59	52	111	6.5	31-1	20	29	7	29	195	11.5
TOTAL FOR UM		17-17	385/22.7	77-125	.616	0-0	.000	41-56	.732	59	52	111	6.5	31-1	20	29	7	29	195	11.5
TOTAL		76-75	2293/30.2	510-958	.532	0-2	.000	326-476	.685	211	359	570	7.5	181-4	163	217	39	186	1346	17.7

9

jite
GBEMUOTOR

Delta State, Nigeria • Cinkarna Celje

Freshman • Forward • 6-2



Ole Miss

NOTES

HIGH SCHOOL

- Competed for Slovenia's nation team, helping the country win the 2022 FIBA U18 European Championship
- Played professionally for ZKK Cinkarna Celje of the Women's Adriatic League
- Named the 2022 WABA Youth Player of the Year and was ranked among the best players in the league in 2024
- Averaged 9.5 points, 6.5 rebounds and 2.5 steals

PERSONAL

- Daughter of Michael and Ruth Gbemutor
- Born Jan. 10, 2004

SEASON GAME-BY-GAME																
Opponent	Date	GS	MIN	Total		3-Pointers		Free throws		Rebounds				PF	A	TO
				FG-FGA	PCT	3FG-3FGA	PCT	FT-FTA	PCT	OFF	DEF	TOT	AVG			
Ark.-Pine Bluff	11/10/2024		03:25	0-0	.000	0-0	.000	0-0	.000	0	1	1	1.0	0	0	1
Jackson St.	11/18/2024		02:18	0-0	.000	0-0	.000	0-0	.000	1	1	2	1.5	0	1	0
vs Boston College	11/25/2024		01:21	0-0	.000	0-0	.000	0-0	.000	1	0	1	1.3	0	0	0
Alabama St.	11/30/2024		01:55	0-1	.000	0-0	.000	0-0	.000	0	0	0	1.0	0	0	0
Tennessee St.	12/08/2024		00:58	0-0	.000	0-0	.000	0-0	.000	0	0	0	0.8	0	1	0
Florida	01/16/2025		00:58	0-2	.000	0-0	.000	0-0	.000	0	0	0	0.7	0	0	0
Totals		0	10:54	0-3	.000	0-0	.000	0-0	.000	2	2	4	0.7	0	2	1

Player Averages

Games Played	Minutes/game	Points/game	FG Pct	3FG Pct	FT Pct	Rebounds/game	Assists/game	Turnovers/game	Assist/Turnover ratio	Steals/game	Blocks/game
6	1.8	0.0	0.0	0.0	0.0	0.7	0.3	0.2	2.0	0.2	0.2

THE GBEMUOTOR FILE	
BIRTHDAY	JAN. 10, 2004
MAJOR	JOURNALISM
CAREER HIGHS	

Points: --
Rebounds: 2, vs. Jackson St. (11/18/24)
Assists: 1, 2x, MR: vs. Tennessee St. (12/08/24)
Steals: 1, vs. Alabama St. (11/30/24)
Blocks: 1, vs. UAPB (11/10/24)
Field Goals: --
Free Throws: --
Three Pointers: --

SEASON HIGHS	
Points: --	
Rebounds: 2, vs. Jackson St. (11/18/24)	
Assists: 1, 2x, MR: vs. Tennessee St. (12/08/24)	
Steals: 1, vs. Alabama St. (11/30/24)	
Blocks: 1, vs. UAPB (11/10/24)	
Field Goals: --	
Free Throws: --	
Three Pointers: --	

SEASON SUPERLATIVES	
Double-Figure Points: --	
Double-Figure Rebounds: --	
Double-Doubles: --	
5+ Rebounds: --	
5+ Assists: --	
Led Team in Points: --	
Led Team in Rebounds: --	
Led Team in Assists: --	

CAREER STATS																
				Field Goals		3-Point		F-Throws		Rebounds						
SEASON	TEAM	GP-GS	MIN/AVG	FG-FGA	FG%	3FG-3FGA	3FG%	FT-FTA	FT%	OFF	DEF	TOT	AVG	PF-FO	A	TO
2024-25	UM	6-0	11/1.8	0-3	.000	0-0	.000	0-0	.000	2	2	4	0.7	0-0	2	1
TOTAL		6-0	11/1.8	0-3	.000	0-0	.000	0-0	.000	2	2	4	0.7	0-0	2	1

Mauldin, S.C. • Greenville

Sophomore • Center • 6-4



2023-24 (FRESHMAN)

- Appeared off the bench in seven games for the Rebels
- Blocked two shots at Kentucky
- Scored career-high five points against Georgia

- Standout at Greenville High School, averaging 18.5 points, 13.9 rebounds, 6.7 blocks and 1.7 steals as a junior
- Earned South Carolina All-State accolades in 2021 and 2022
- Ranked as the No. 3 player in South Carolina by Prep Girls Hoops

- Rated as a four-star prospect and the No. 99 player in the country by ESPN's HoopGurlz

- Born April 9, 2005
- Daughter of Jocelyn Nix and David Young
- Father David played basketball at Clemson

THE YOUNG FILE

BIRTHDAY	APRIL 9, 2005
MAJOR	MARKETING

Carla Bartee	2005-08
Joy Eichelberger	1987-88
Jeanie Loyd	1978-79
Diara Moore	2012-14
Cecilia Muhate	2016-19
Lucy Noble	1982-83
Regan Seybert	1994-97
Phyllis Stafford	1988-89
Sherika Wright	2001-02

Points: 5, vs. Georgia (02/22/24)
Rebounds: 4, 2x, last at Kentucky (02/29/24)
Assists: --
Steals: 2, vs. LSU (01/07/24)
Blocks: 2, at Kentucky (02/29/24)
Field Goals: 1, 6x, last at Kentucky (02/29/24)
Free Throws: 3, vs. Georgia (02/22/24)
Three Pointers: --

Points: --
Rebounds: --
Assists: --
Steals: --
Blocks: --
Field Goals: --
Free Throws: --
Three Pointers: --

Double-Figure Points: --
Double-Figure Rebounds: --
Double-Doubles: --
5+ Rebounds: --
5+ Assists: --
Led Team in Points: --
Led Team in Rebounds: --
Led Team in Assists: --

				Field Goals		3-Point		F-Throws		Rebounds								Scoring		
SEASON	TEAM	GP-GS	MIN/AVG	FG-FGA	FG%	3FG-3FGA	3FG%	FT-FTA	FT%	OFF	DEF	TOT	AVG	PF-FO	A	TO	BLK	STL	PTS	AVG
2023-24	UM	7-0	48/6.8	6-14	.429	0-1	.000	4-6	.667	5	7	12	1.7	7-0	0	4	4	4	16	2.3
TOTAL		7-0	48/6.8	6-14	.429	0-1	.000	4-6	.667	5	7	12	1.7	7-0	0	4	4	4	16	2.3

11

fatumata

DJALÓ

Aviero, Portugal • Dr. Jaime Magalhães Lima

Freshman • Guard • 5-10



NOTES

HIGH SCHOOL

- Spent time with Portugal on the national circuit
- Averaged 11.4 points at the 2023 U18 Women's European Championship
- Led Portugal in points per game (10.0) at the 2024 U20 Women's Eurobasket Championships
- Collected 25 steals in 14 games in international tournaments

PERSONAL

- Daughter of Genabú and Bubacar
- Born Jan. 13, 2005

SEASON GAME-BY-GAME																			
Opponent	Date	GS	MIN	Total		3-Pointers		Free throws		Rebounds				PF	A	TO	BLK	STL	PTS
				FG-FGA	PCT	3FG-3FGA	PCT	FT-FTA	PCT	OFF	DEF	TOT	AVG						
Ark.-Pine Bluff	11/10/2024		14:04	1-2	.500	0-1	.000	0-0	.000	0	1	1	1.0	2	1	1	0	1	2
at Delaware St.	11/14/2024		06:01	0-2	.000	0-0	.000	0-0	.000	0	0	0	0.5	0	0	0	0	0	1.0
Jackson St.	11/18/2024		02:56	0-0	.000	0-0	.000	0-0	.000	0	0	0	0.3	0	0	0	0	0	0.7
vs Boston College	11/25/2024		02:06	0-1	.000	0-0	.000	0-0	.000	0	0	0	0.3	0	0	1	0	1	0.5
Alabama St.	11/30/2024		05:09	0-0	.000	0-0	.000	0-0	.000	0	0	0	0.2	1	0	0	0	0	0.4
Tennessee St.	12/08/2024		02:57	0-0	.000	0-0	.000	0-0	.000	0	0	0	0.2	0	0	0	0	0	0.3
South Alabama	12/15/2024		02:44	0-0	.000	0-0	.000	0-0	.000	0	0	0	0.1	0	0	0	0	0	0.3
Mississippi Val.	12/21/2024		13:57	0-1	.000	0-1	.000	0-0	.000	0	0	0	0.1	0	2	3	0	2	0.3
Alcorn	12/30/2024		07:36	0-0	.000	0-0	.000	0-0	.000	0	0	0	0.1	0	0	0	0	0	0.2
Vanderbilt	01/09/2025		01:42	0-1	.000	0-0	.000	0-0	.000	0	0	0	0.1	0	0	0	0	0	0.2
Florida	01/16/2025		02:11	0-0	.000	0-0	.000	0-0	.000	0	0	0	0.1	0	0	0	0	0	0.2
Totals		0	61:23	1-7	.143	0-2	.000	0-0	.000	0	1	1	0.1	3	3	5	0	4	2

Player Averages

Games Played	Minutes/game	Points/game	FG Pct	3FG Pct	FT Pct	Rebounds/game	Assists/game	Turnovers/game	Assist/Turnover ratio	Steals/game	Blocks/game
11	5.6	0.2	14.3	0.0	0.0	0.1	0.3	0.5	0.6	0.4	0.0

THE DJALO FILE	
BIRTHDAY	JAN. 13, 2005
MAJOR	ECONOMICS

OTHER REBELS TO WEAR #11	
Shantelle Black	2007-10
Carletta Brown	2002-05
Shequila Joseph	2014-17
Iyanla Kitchens	2019-22
Carol Ross	1978-81

CAREER HIGHS	
Points:	2, vs. UAPB (11/10/24)
Rebounds:	1, vs. UAPB (11/10/24)
Assists:	2, vs. MVSU (12/21/24)
Steals:	2, vs. MVSU (12/21/24)
Blocks:	--
Field Goals:	1, vs. UAPB (11/10/24)
Free Throws:	--
Three Pointers:	--

SEASON HIGHS	
Points:	2, vs. UAPB (11/10/24)
Rebounds:	1, vs. UAPB (11/10/24)
Assists:	2, vs. MVSU (12/21/24)
Steals:	2, vs. MVSU (12/21/24)
Blocks:	--
Field Goals:	1, vs. UAPB (11/10/24)
Free Throws:	--
Three Pointers:	--

SEASON SUPERLATIVES	
Double-Figure Points:	--
Double-Figure Rebounds:	--
Double-Doubles:	--
5+ Rebounds:	--
5+ Assists:	--
Led Team in Points:	--
Led Team in Rebounds:	--
Led Team in Assists:	--

CAREER STATS																			
				Field Goals		3-Point		F-Throws		Rebounds									
SEASON	TEAM	GP-GS	MIN/AVG	FG-FGA	FG%	3FG-3FGA	3FG%	FT-FTA	FT%	OFF	DEF	TOT	AVG	PF-FO	A	TO	BLK	STL	PTS
2024-25	UM	11-0	61/5.6	1-7	.143	0-2	.000	0-0	.000	0	1	1	0.1	3-0	3	5	0	4	2
TOTAL		11-0	61/5.6	1-7	.143	0-2	.000	0-0	.000	0	1	1	0.1	3-0	3	5	0	4	2

#12 CHRISTEEN IWUALA

christeen

12 IWUALA

San Antonio, Texas • Ronald Reagan • UCLA

Junior • Forward • 6-2

NOTES

AT UCLA

- Appeared in 68 games over two seasons at UCLA
- Matched a career-best 10 points in three games as a sophomore
- Totaled 120 rebounds in her first collegiate season
- Averaged 3.3 points, 3.2 rebounds, and shot 47.5% from the field

HIGH SCHOOL

- Ranked 49th in espnW's HoopGurlz rankings
- Texas Girls' Coaches Association All-State honors in 2020

PERSONAL

- Daughter of Jude and Rebecca
- Born Dec. 24, 2003

THE IWUALA FILE

BIRTHDAY	DEC. 24, 2003
MAJOR	GENERAL BUSINESS
OTHER REBELS TO WEAR #12	
Marija Avlijas	2023
Wanda Austin	1978-81
Gail Eaves	1989-82
Gracie Frizzell	2012-15
Barbara Johnson	2018
Erin Newsom	2003
Lindy Noble	1982-83
Kelsey Nutt	2011
Kim Rosamond	1995-98

CAREER HIGHS

Points: 12, 2x, MR: vs. Alabama St. (11/30/24)
Rebounds: 9, vs. USC (11/04/24)
Assists: 4, vs. Utah (2/22/24)
Steals: 3, vs. USC (11/04/24)
Blocks: 4, vs. UAPB (11/10/24)
Field Goals: 5, 5x, MR: vs. #18 Alabama (01/12/25)
Free Throws: 3, 2x, MR: vs. Jackson St. (11/18/24)
Three Pointers: --

SEASON HIGHS

Points: 12, 2x, MR: vs. Alabama St. (11/30/24)
Rebounds: 9, vs. USC (11/04/24)
Assists: 2, at Delaware St. (11/14/24)
Steals: 3, vs. USC (11/04/24)
Blocks: 4, vs. UAPB (11/10/24)
Field Goals: 5, 4x, MR: vs. #18 Alabama (01/12/25)
Free Throws: 3, vs. Jackson St. (11/18/24)
Three Pointers: --

SEASON SUPERLATIVES

Double-Figure Points: 4x, MR: vs. #18 Alabama (01/12/25)
Double-Figure Rebounds: --
Double-Doubles: --
5+ Rebounds: 6x, MR: vs. MVSU (12/21/24)
5+ Assists: --
Led Team in Points: --
Led Team in Rebounds: 2x, MR: vs. Jackson St. (11/18/24)
Led Team in Assists: --

SEASON GAME-BY-GAME

Opponent	Date	GS	MIN	Total		3-Pointers		Free throws		Rebounds				PF		A		TO		BLK	STL	PTS	AVG
				FG-FGA	PCT	3FG-3FGA	PCT	FT-FTA	PCT	OFF	DEF	TOT	AVG										
vs Southern California	11/04/2024		20:34	2-5	.400	0-0	.000	1-2	.500	4	5	9	9.0	2	0	1	1	3	5	5.0			
Ark.-Pine Bluff	11/10/2024		13:23	5-7	.714	0-0	.000	2-2	1.000	4	2	6	7.5	0	0	0	4	0	12	8.5			
at Delaware St.	11/14/2024		13:22	2-3	.667	0-0	.000	2-4	.500	2	1	3	6.0	1	2	2	0	0	6	7.7			
Jackson St.	11/18/2024		14:09	1-3	.333	0-0	.000	3-6	.500	3	3	6	6.0	1	0	3	2	0	5	7.0			
vs Boston College	11/25/2024		17:22	4-5	.800	0-0	.000	0-0	.000	1	3	4	5.6	1	0	2	2	0	8	7.2			
vs UConn	11/27/2024		10:19	0-1	.000	0-0	.000	0-0	.000	1	0	1	4.8	0	1	2	0	0	0	6.0			
Alabama St.	11/30/2024		15:11	5-6	.833	0-0	.000	2-5	.400	3	2	5	4.9	2	0	0	1	1	12	6.9			
at NC State	12/05/2024		10:24	0-0	.000	0-0	.000	2-2	1.000	0	1	1	4.4	2	0	0	0	0	2	6.3			
Tennessee St.	12/08/2024		13:36	4-7	.571	0-0	.000	1-3	.333	2	5	7	4.7	2	0	0	1	0	9	6.6			
South Alabama	12/15/2024		12:11	5-6	.833	0-0	.000	0-1	.000	2	1	3	4.5	1	0	0	0	0	10	6.9			
Mississippi Val.	12/21/2024		13:32	3-6	.500	0-0	.000	2-3	.667	2	3	5	4.5	2	0	0	0	1	8	7.0			
Alcorn	12/30/2024		09:29	2-2	1.000	0-0	.000	1-4	.250	0	2	2	4.3	1	0	1	1	1	5	6.8			
at Auburn	01/02/2025		12:07	0-0	.000	0-0	.000	1-2	.500	1	1	2	4.2	2	0	2	1	1	1	6.4			
at Texas A&M	01/05/2025		07:28	0-1	.000	0-0	.000	1-2	.500	1	2	3	4.1	2	0	3	0	0	1	6.0			
Vanderbilt	01/09/2025		04:10	2-2	1.000	0-0	.000	0-0	.000	0	1	1	3.9	1	0	0	0	0	4	5.9			
Alabama	01/12/2025		18:11	5-5	1.000	0-0	.000	1-2	.500	1	2	3	3.8	0	1	0	1	0	11	6.2			
Florida	01/16/2025		12:02	1-1	1.000	0-0	.000	2-2	1.000	1	1	2	3.7	4	1	0	0	0	4	6.1			
Totals			0 217:30	41-60	.683	0-0	.000	21-40	.525	28	35	63	3.7	24	5	16	14	7	103	6.1			

Player Averages

Games Played	Minutes/game	Points/game	FG Pct	3FG Pct	FT Pct	Rebounds/game	Assists/game	Turnovers/game	Assist/Turnover ratio	Steals/game	Blocks/game
17	12.8	6.1	68.3	0.0	52.5	3.7	0.3	0.9	0.3	0.4	0.8

CAREER STATS

				Field Goals		3-Point		F-Throws		Rebounds								Scoring		
SEASON	TEAM	GP-GS	MIN/AVG	FG-FGA	FG%	3FG-3FGA	3FG%	FT-FTA	FT%	OFF	DEF	TOT	AVG	PF-FO	A	TO	BLK	STL	PTS	AVG
2022-23	UCLA	35-0	426/12.2	42-102	.412	0-0	.000	19-28	.679	49	71	120	3.4	59-1	17	45	10	13	103	2.9
2023-24	UCLA	33-2	386/11.7	52-96	.542	0-0	.000	17-34	.500	48	51	99	3.0	57-1	23	23	4	14	121	3.7
2024-25	UM	17-0	218/12.8	41-60	.683	0-0	.000	21-40	.525	28	35	63	3.7	24-0	5	16	14	7	103	6.1
TOTAL FOR UM		17-0	218/12.8	41-60	.683	0-0	.000	21-40	.525	28	35	63	3.7	24-0	5	16	14	7	103	6.1
TOTAL		85-2	1030/12.1	135-258	.523	0-0	.000	57-102	.559	125	157	282	3.3	140-2	45	84	28	34	327	3.8

13 mariyah NOEL

Kansas City, Kansas • Bonner Springs

Sophomore • Guard • 5-11

NOTES

2023-24 (FRESHMAN)

- Appeared in 20 games for Ole Miss
- Tallied a career-high seven points against Alcorn State
- Grabbed a career-best five rebounds against the Lady Braves
- Notched career-highs in blocks and steals against Mississippi Valley State with two each

HIGH SCHOOL

- Three-sport athlete out of Bonner Springs, earning letters in volleyball, basketball and track
- Averaged 23 points, eight rebounds, four assists and two steals per game as a junior
- Two-time Kansas 5A Discus State Champion

PERSONAL

- Born Oct. 6, 2005
- Daughter of Glenda Fay and Noel Brown

SEASON GAME-BY-GAME																				
Opponent	Date	GS	MIN	Total		3-Pointers		Free throws		Rebounds				PF	A	TO	BLK	STL	PTS	AVG
				FG-FGA	PCT	3FG-3FGA	PCT	FT-FTA	PCT	OFF	DEF	TOT	AVG							
vs Southern California	11/04/2024		00:23	0-0	.000	0-0	.000	0-0	.000	0	0	0	0.0	0	0	0	0	0	0.0	
Ark.-Pine Bluff	11/10/2024		16:45	3-9	.333	1-3	.333	1-1	1.000	0	1	1	0.5	2	0	3	1	0	8	4.0
at Delaware St.	11/14/2024		05:13	1-4	.250	0-1	.000	0-0	.000	2	0	2	1.0	0	0	0	0	2	3.3	
Jackson St.	11/18/2024		09:10	1-2	.500	1-1	1.000	0-0	.000	2	0	2	1.3	0	0	1	0	1	3	3.3
vs Boston College	11/25/2024		02:58	0-0	.000	0-0	.000	0-0	.000	0	0	0	1.0	1	0	0	0	0	2.6	
Alabama St.	11/30/2024		15:21	2-6	.333	1-3	.333	0-0	.000	0	0	0	0.8	0	2	1	2	1	5	3.0
Tennessee St.	12/08/2024		20:23	0-3	.000	0-2	.000	2-2	1.000	0	1	1	0.9	1	1	1	2	0	2	2.9
South Alabama	12/15/2024		01:50	0-0	.000	0-0	.000	0-0	.000	1	0	1	0.9	1	0	0	0	0	0	2.5
Mississippi Val.	12/21/2024		02:39	0-0	.000	0-0	.000	0-0	.000	0	0	0	0.8	1	0	0	0	0	0	2.2
Alcorn	12/30/2024		10:35	4-4	1.000	0-0	.000	0-0	.000	1	2	3	1.0	1	0	0	1	0	8	2.8
Vanderbilt	01/09/2025		01:55	0-1	.000	0-0	.000	0-0	.000	0	0	0	0.9	0	0	0	0	0	0	2.5
Florida	01/16/2025		02:27	0-0	.000	0-0	.000	0-0	.000	0	0	0	0.8	0	0	0	0	0	0	2.3
Totals			0 89:39	11-29	.379	3-10	.300	3-3	1.000	6	4	10	0.8	7	3	6	6	2	28	2.3

Player Averages

Games Played	Minutes/game	Points/game	FG Pct	3FG Pct	FT Pct	Rebounds/game	Assists/game	Turnovers/game	Assist/Turnover ratio	Steals/game	Blocks/game
12	7.5	2.3	37.9	30.0	100.0	0.8	0.3	0.5	0.5	0.2	0.5

THE NOEL FILE	
BIRTHDAY	OCT. 6, 2005
MAJOR	JOURNALISM
OTHER REBELS TO WEAR #13	

Dominique Banks	2020
Heather Bantz	1998-00
Renee Chancellor	1988, 1990-92
Daney Dees	1976
Dana Fortenberry	1980-83
Jackie Ivy	1975
Ally Kelly	2002

CAREER HIGHS

Points: 8, 2x, MR: vs. Alcorn St. (12/30/24)
Rebounds: 5, vs. Alcorn St. (12/30/23)
Assists: 4, vs. Alcorn St. (12/30/23)
Steals: 2, vs. MVSU (12/12/23)
Blocks: 2, 3x, MR: vs. Tennessee St. (12/08/24)
Field Goals: 4, vs. Alcorn St. (12/30/24)
Free Throws: 3, vs. MVSU (12/12/23)
Three Pointers: 1, 5x, MR: vs. Alabama St. (11/30/24)

SEASON HIGHS

Points: 8, 2x, MR: vs. Alcorn St. (12/30/24)
Rebounds: 3, vs. Alcorn St. (12/30/24)
Assists: 2, vs. Alabama St. (11/30/24)
Steals: 1, 2x, MR: vs. Alabama St. (11/30/24)
Blocks: 2, 2x, MR: vs. Tennessee St. (12/08/24)
Field Goals: 4, vs. Alcorn St. (12/30/24)
Free Throws: 2, vs. Tennessee St. (12/08/24)
Three Pointers: 1, 3x, MR: vs. Alabama St. (11/30/24)

SEASON SUPERLATIVES

Double-Figure Points: --
Double-Figure Rebounds: --
Double-Doubles: --
5+ Rebounds: --
5+ Assists: --
Led Team in Points: --
Led Team in Rebounds: --
Led Team in Assists: --

CAREER STATS																				
				Field Goals		3-Point		F-Throws		Rebounds								Scoring		
SEASON	TEAM	GP-GS	MIN/AVG	FG-FGA	FG%	3FG-3FGA	3FG%	FT-FTA	FT%	OFF	DEF	TOT	AVG	PF-FO	A	TO	BLK	STL	PTS	AVG
2023-24	UM	20-0	154/7.7	12-29	.414	2-8	.250	6-10	.600	8	13	21	1.1	14-1	9	12	4	4	32	1.6
2024-25	UM	12-0	90/7.5	11-29	.379	3-10	.300	3-3	1.000	6	4	10	0.8	7-0	3	6	6	2	28	2.3
TOTAL		32-0	244/7.6	23-58	.397	5-18	.278	9-13	.692	14	17	31	1.0	21-1	12	18	10	6	60	1.9

Freshman • Forward • 6-2



HIGH SCHOOL

- ## PERSONAL

- Daughter of Christian Dias Carerra and Henriete Duppre Carerra
- Born March 5, 2002

FRESHMAN STUDIES

Frankie Brooks	1981-82
Kim Bullard	1985
Holly Edmonds	1986
Suzanne Ferrell	1981
LaTanya Jones	2005-06

Points: 4, vs. Jackson St. (11/18/24)
Rebounds: 2, 2x, MR: vs. Florida (01/16/25)
Assists: 2, vs. UAPB (11/10/24)
Steals: 2, vs. Alabama St. (11/30/24)
Blocks: 1, vs. Jackson St. (11/18/24)
Field Goals: 2, vs. Jackson St. (11/18/24)
Free Throws: --
Three Pointers: --

Points: 4, vs. Jackson St. (11/18/24)
Rebounds: 2, 2x, MR: vs. Florida (01/16/25)
Assists: 2, vs. UAPB (11/10/24)
Steals: 2, vs. Alabama St. (11/30/24)
Blocks: 1, vs. Jackson St. (11/18/24)
Field Goals: 2, vs. Jackson St. (11/18/24)
Free Throws: --
Three Pointers: --

Double-Figure Points: --
Double-Figure Rebounds: --
Double-Doubles: --
5+ Rebounds: --
5+ Assists: --
Led Team in Points: --
Led Team in Rebounds: --
Led Team in Assists: --

Opponent	Date	GS	MIN	Total		3-Pointers		Free throws		Rebounds			PF	A	TO	BLK	STL	PTS	AVG		
				FG-FGA	PCT	3FG-3FGA	PCT	FT-FTA	PCT	OFF	DEF	TOT								AVG	
Ark.-Pine Bluff	11/10/2024		06:14	1-1	1.000	0-0	.000	0-0	.000	1	0	1	1.0	0	2	0	0	2	2.0		
at Delaware St.	11/14/2024		04:20	1-1	1.000	0-0	.000	0-0	.000	1	0	1	1.0	0	0	0	0	2	2.0		
Jackson St.	11/18/2024		09:29	2-4	.500	0-0	.000	0-0	.000	1	1	2	1.3	1	1	1	0	4	2.7		
vs Boston College	11/25/2024		01:21	0-0	.000	0-0	.000	0-0	.000	0	0	0	1.0	0	0	0	0	0	2.0		
Alabama St.	11/30/2024		07:35	1-2	.500	0-0	.000	0-0	.000	1	0	1	1.0	1	1	2	0	2	2.0		
Tennessee St.	12/08/2024		01:23	0-0	.000	0-0	.000	0-0	.000	0	0	0	0.8	0	2	0	0	0	1.7		
Alcorn	12/30/2024		01:49	0-0	.000	0-0	.000	0-0	.000	0	0	0	0.7	0	0	0	0	0	1.4		
Florida	01/16/2025		02:27	0-1	.000	0-0	.000	1-2	.500	2	0	2	0.9	0	0	1	0	1	1.4		
Totals			0	34:38	5-9	.556	0-0	.000	1-2	.500	6	1	7	0.9	2	4	6	1	3	11	1.4

Games Played	Minutes/game	Points/game	FG Pct	3FG Pct	FT Pct	Rebounds/game	Assists/game	Turnovers/game	Assist/Turnover ratio	Steals/game	Blocks/game
8	4.3	1.4	55.6	0.0	50.0	0.9	0.5	0.8	0.7	0.4	0.1

				Field Goals		3-Point		F-Throws		Rebounds									Scoring	
SEASON	TEAM	GP-GS	MIN/AVG	FG-FGA	FG%	3FG-3FGA	3FG%	FT-FTA	FT%	OFF	DEF	TOT	AVG	PF-FO	A	TO	BLK	STL	PTS	AVG
2024-25	UM	8-0	35/4.3	5-9	.556	0-0	.000	1-2	.500	6	1	7	0.9	2-0	4	6	1	3	11	1.4
TOTAL		8-0	35/4.3	5-9	.556	0-0	.000	1-2	.500	6	1	7	0.9	2-0	4	6	1	3	11	1.4

ayanna THOMPSON

Desoto, Texas • Desoto

Junior • Guard • 6-1



NOTES

2023-24 (SOPHOMORE)

- Appeared in 29 games, making her first career start
- Scored a season-high nine points in the Second Round of the NCAA Tournament
- Grabbed a season-best three rebounds twice

2022-23 (FRESHMAN)

- Came off the bench for Ole Miss in 30 games
- Scored a season-high 12 points in the win against Kentucky
- Snagged a career-high eight rebounds against Alabama A&M
- Dished out an assist in six games

HIGH SCHOOL

- Member of the No. 11 ranked team nationally at Desoto in 2021
- McDonalds All-America honoree
- Member of the 28-2 team in 2021, winning Desoto's

first 6A State Title in program history

- Ranked as a four-star prospect and the No. 8 in Texas by ESPN

- Named to the TABC All-State team in 2021

PERSONAL

- Born June 9, 2004
- Daughter of Tamara and Jeff Thompson
- Nickname is Yanna

THE THOMPSON FILE

BIRTHDAY	JUNE 9, 2004
MAJOR	MULTI-DISCIPLINARY STUDIES

OTHER REBELS TO WEAR #20

Ashley Johnson	2003-06
Kayla Melson	2007-10
Madinah Muhammad	2016-18
Glenda Springfield	1976-79
Nikki Williams	1993-94

CAREER HIGHS

Points: 12, vs. Kentucky (02/13/23)
 Rebounds: 8, vs. Alabama A&M (11/29/22)
 Assists: 3, vs. UAPB (11/10/24)
 Steals: 4, vs. Alabama St. (11/30/24)
 Blocks: 2, at Stanford (03/19/23)
 Field Goals: 4, 5x, MR: vs. Boston College (11/25/24)
 Free Throws: 3, 3x, MR: at South Alabama (12/18/23)
 Three Pointers: 3, 2x, MR: vs. UAPB (11/10/24)

SEASON HIGHS

Points: 11, vs. UAPB (11/10/24)
 Rebounds: 3, 2x, MR: vs. Alabama St. (11/30/24)
 Assists: 3, vs. UAPB (11/10/24)
 Steals: 4, vs. Alabama St. (11/30/24)
 Blocks: 1, 2x, MR: vs. South Alabama (12/15/24)
 Field Goals: 4, 2x, MR: vs. Boston College (11/25/24)
 Free Throws: 2, vs. Tennessee St. (12/08/24)
 Three Pointers: 3, vs. UAPB (11/10/24)

SEASON SUPERLATIVES

Double-Figure Points: 2x, MR: vs. Boston College (11/25/24)
 Double-Figure Rebounds: --
 Double-Doubles: --
 5+ Rebounds: --
 5+ Assists: --
 Led Team in Points: --
 Led Team in Rebounds: --
 Led Team in Assists: --

SEASON GAME-BY-GAME

Opponent	Date	GS	MIN	Total		3-Pointers		Free throws		Rebounds				PF	A	TO	BLK	STL	PTS	AVG
				FG-FGA	PCT	3FG-3FGA	PCT	FT-FTA	PCT	OFF	DEF	TOT	AVG							
vs Southern California	11/04/2024		11:03	0-1	.000	0-1	.000	0-0	.000	1	0	1	1.0	0	1	0	0	0	0.0	
Ark.-Pine Bluff	11/10/2024	*	29:21	4-12	.333	3-7	.429	0-0	.000	1	2	3	2.0	1	3	0	0	1	11	5.5
at Delaware St.	11/14/2024		14:10	1-3	.333	1-3	.333	0-0	.000	0	1	1	1.7	2	0	0	0	1	3	4.7
Jackson St.	11/18/2024		19:43	1-3	.333	1-3	.333	0-0	.000	0	0	0	1.3	0	2	1	0	1	3	4.3
vs Boston College	11/25/2024		21:36	4-10	.400	1-5	.200	1-2	.500	0	0	0	1.0	0	1	0	0	1	10	5.4
vs UConn	11/27/2024		06:58	0-0	.000	0-0	.000	0-0	.000	0	0	0	0.8	1	0	1	0	0	0	4.5
Alabama St.	11/30/2024		18:21	2-4	.500	0-2	.000	1-3	.333	0	3	3	1.1	0	2	1	1	4	5	4.6
at NC State	12/05/2024		04:55	0-1	.000	0-1	.000	0-0	.000	0	0	0	1.0	0	0	0	0	1	0	4.0
Tennessee St.	12/08/2024		20:03	1-5	.200	1-4	.250	2-2	1.000	1	1	2	1.1	0	1	0	0	2	5	4.1
South Alabama	12/15/2024		20:54	3-8	.375	1-5	.200	0-0	.000	0	2	2	1.2	2	0	1	2	7	4.4	
Mississippi Val.	12/21/2024		09:49	0-1	.000	0-1	.000	0-0	.000	0	1	1	1.2	1	0	0	0	0	0	4.0
at Texas A&M	01/05/2025		03:46	0-0	.000	0-0	.000	0-0	.000	1	0	1	1.2	0	0	1	0	0	0	3.7
Vanderbilt	01/09/2025		11:51	0-4	.000	0-4	.000	0-0	.000	0	0	0	1.1	0	0	2	0	0	0	3.4
Alabama	01/12/2025		04:56	0-0	.000	0-0	.000	0-0	.000	0	2	2	1.1	1	0	0	0	0	0	3.1
Florida	01/16/2025		00:32	0-0	.000	0-0	.000	0-0	.000	0	0	0	1.1	0	0	0	0	0	0	2.9
Totals		1	197:57	16-52	.308	8-36	.222	4-7	.571	4	12	16	1.1	8	12	6	2	13	44	2.9

Player Averages

Games Played	Minutes/game	Points/game	FG Pct	3FG Pct	FT Pct	Rebounds/game	Assists/game	Turnovers/game	Assist/Turnover ratio	Steals/game	Blocks/game
15	13.2	2.9	30.8	22.2	57.1	1.1	0.8	0.4	2.0	0.9	0.1

CAREER STATS

				Field Goals		3-Point		F-Throws		Rebounds									Scoring	
SEASON	TEAM	GP-GS	MIN/AVG	FG-FGA	FG%	3FG-3FGA	3FG%	FT-FTA	FT%	OFF	DEF	TOT	AVG	PF-FO	A	TO	BLK	STL	PTS	AVG
2022-23	UM	30-0	374/12.5	35-91	.385	15-46	.326	9-11	.818	25	25	50	1.7	54-0	10	27	2	2	94	3.1
2023-24	UM	29-1	253/8.7	12-49	.245	4-16	.250	7-8	.875	5	13	18	0.6	26-0	9	17	2	12	35	1.2
2024-25	UM	15-1	198/13.2	16-52	.308	8-36	.222	4-7	.571	4	12	16	1.1	8-0	12	6	2	13	44	2.9
TOTAL		74-2	825/11.2	63-192	.328	27-98	.276	20-26	.769	34	50	84	1.1	88-0	31	50	6	27	173	2.3

24

madison
SCOTT

Indian Head, Md. • Bishop McNamara

Graduate • Point Guard/Forward • 6-2



NOTES

2023-24 (SENIOR*)

- Member of the First Team All-SEC and SEC All Defensive Team
- Played in 32 games, starting all but one
- Two-time SEC Player of the Week, first player to do so since 2006-07
- Picked up double-digit scoring in 24 games
- Had eight double-doubles
- Scored a career-best 27 points in OT win at Florida

2022-23 (JUNIOR)

- Second Team All-SEC, SEC All-Defensive Team, SEC Community Service Team
- Started in all 34 games for the Rebels
- Totaled a team leading 11 double-doubles, reached the 20 career mark to rank 10th in program history
- Ole Miss' most efficient shooter, with a team leading .510 field goal percentage
- Led the team with 8.0 boards per game, ranked second with 11.6 points per game

2021-22 (SOPHOMORE)

- Started in all 32 games

- Had a career-best performance with 21 points against Jackson State
- 15 games with 10-plus points

2020-21 (FRESHMAN)

- Named the SEC Freshman of the Year, the first for Ole Miss since 2003-04 (Armintie Price)
- Six-time SEC Freshman of the Week, one of three six time winners ever
- Led SEC freshmen in rebounding, averaging 7.1 boards per game

HIGH SCHOOL

- ESPN 5-star recruit (No. 13 overall)
- No. 2 wing player nationally by ESPN
- McDonald's All-American (first in Ole Miss women's basketball history)
- Naismith High School Girls Trophy Watch List
- Jordan Brand All-American

PERSONAL

- Has three siblings: London, Summer and Zion
- Dean's List throughout entire high school career

SEASON GAME-BY-GAME

Opponent	Date	GS	MIN	Total		3-Pointers		Free throws		Rebounds				PF	A	TO	BLK	STL	PTS	AVG
				FG-FGA	PCT	3FG-3FGA	PCT	FT-FTA	PCT	OFF	DEF	TOT	AVG							
vs Southern California	11/04/2024	*	37:49	6-17	.353	2-3	.667	0-2	.000	1	3	4	4.0	3	5	1	0	3	14	14.0
Ark.-Pine Bluff	11/10/2024	*	19:55	4-8	.500	0-0	.000	0-0	.000	2	1	3	3.5	2	4	1	3	0	8	11.0
at Delaware St.	11/14/2024	*	23:04	6-12	.500	0-0	.000	1-2	.500	3	2	5	4.0	1	4	1	1	2	13	11.7
Jackson St.	11/18/2024	*	18:28	3-6	.500	0-0	.000	3-7	.429	1	2	3	3.8	1	5	3	2	2	9	11.0
vs Boston College	11/25/2024	*	16:49	2-5	.400	0-0	.000	1-3	.333	0	4	4	3.8	1	0	0	2	0	5	9.8
vs UConn	11/27/2024	*	36:19	5-17	.294	0-2	.000	0-2	.000	3	4	7	4.3	3	6	1	1	2	10	9.8
Alabama St.	11/30/2024	*	17:56	4-5	.800	0-0	.000	1-1	1.000	1	1	2	4.0	0	3	1	1	2	9	9.7
at NC State	12/05/2024	*	31:02	6-13	.462	0-0	.000	3-7	.429	3	2	5	4.1	3	0	5	3	0	15	10.4
Tennessee St.	12/08/2024	*	25:01	7-12	.583	1-2	.500	1-2	.500	2	7	9	4.7	3	2	1	0	2	16	11.0
South Alabama	12/15/2024	*	28:10	2-6	.333	0-1	.000	3-4	.750	2	2	4	4.6	4	4	2	1	1	7	10.6
Mississippi Val.	12/21/2024	*	32:55	5-5	1.000	0-0	.000	3-3	1.000	4	6	10	5.1	0	6	2	1	0	13	10.8
Alcorn	12/30/2024	*	26:46	6-8	.750	0-0	.000	0-0	.000	1	6	7	5.3	2	7	0	0	2	12	10.9
at Auburn	01/02/2025	*	25:15	3-7	.429	0-0	.000	1-2	.500	0	3	3	5.1	5	3	5	0	1	7	10.6
at Texas A&M	01/05/2025	*	35:54	5-14	.357	0-0	.000	4-6	.667	2	3	5	5.1	2	2	2	0	0	14	10.9
Vanderbilt	01/09/2025	*	37:21	5-8	.625	0-0	.000	0-0	.000	2	3	5	5.1	1	7	5	1	1	10	10.8
Alabama	01/12/2025	*	36:40	3-11	.273	0-2	.000	2-2	1.000	1	6	7	5.2	5	5	1	1	0	8	10.6
Florida	01/16/2025	*	36:24	3-7	.429	0-0	.000	2-2	1.000	0	2	2	5.0	4	5	4	1	0	8	10.5
Totals			17	485:48	75-161	.466	3-10	.300	25-45	.556	28	57	85	5.0	40	68	35	18	178	10.5

Player Averages

Games Played	Minutes/game	Points/game	FG Pct	3FG Pct	FT Pct	Rebounds/game	Assists/game	Turnovers/game	Assist/Turnover ratio	Steals/game	Blocks/game
17	28.6	10.5	46.6	30.0	55.6	5.0	4.0	2.1	1.9	1.1	1.1

THE SCOTT FILE

BIRTHDAY	DEC. 27, 2004
MAJOR	PSYCHOLOGY

OTHER REBELS TO WEAR #24

Chandra Dorsey	1998-01
Shannon Dozier	2019
Bretta Hart	2014-17
Jackie Martin	1988-92
Armintie Price	2004-07

CAREER HIGHS

Points: 27, at Florida (02/15/24)
Rebounds: 17, vs. Jacksonville (12/14/22)
Assists: 8, 4x, MR: vs. Arkansas (03/03/24)
Steals: 6, vs. Belmont (11/11/21)
Blocks: 4, 3x, MR: at Auburn (01/22/23)
Field Goals: 10, 2x, MR: vs. Marquette (03/23/24)
Free Throws: 11, vs. LSU (01/07/24)
Three Pointers: 2, vs. USC (11/04/24)

SEASON HIGHS

Points: 16, vs. Tennessee St. (12/08/24)
Rebounds: 10, vs. MVSU (12/21/24)
Assists: 7, 2x, MR: vs. Vanderbilt (01/09/25)
Steals: 3, vs. USC (11/04/24)
Blocks: 3, 2x, MR: at NC State (12/05/24)
Field Goals: 7, vs. Tennessee St. (12/08/24)
Free Throws: 4, at Texas A&M (01/05/25)
Three Pointers: 2, vs. USC (11/04/24)

SEASON SUPERLATIVES

Double-Figure Points: 9x, MR: vs. Vanderbilt (01/09/25)
Double-Figure Rebounds: 1x, vs. MVSU (12/21/24)
Double-Doubles: 1x, vs. MVSU (12/21/24)
5+ Rebounds: 9x, MR: vs. #18 Alabama (01/12/25)
5+ Assists: 8x, MR: vs. Florida (01/16/25)
Led Team in Points: 3x, MR: at Texas A&M (01/05/25)
Led Team in Rebounds: 4x, MR: vs. Alcorn St. (12/30/24)
Led Team in Assists: 9x, MR: vs. #18 Alabama (01/12/25)

CAREER STATS

SEASON	TEAM	GP-GS	MIN/AVG	Field Goals		3-Point		F-Throws		Rebounds				Scoring						
				FG-FGA	FG%	3FG-3FGA	3FG%	FT-FTA	FT%	OFF	DEF	TOT	AVG	PF-FO	A	TO	BLK	STL	PTS	AVG
2020-21	UM	24-20	589/24.6	82-152	.539	0-0	.000	66-98	.673	65	106	171	7.1	61-0	25	33	23	21	230	9.6
2021-22	UM	32-32	837/26.2	118-243	.486	0-1	.000	70-107	.654	92	128	220	6.9	80-4	46	68	29	42	306	9.6
2022-23	UM	34-34	1006/29.6	148-290	.510	0-1	.000	97-146	.664	85	188	273	8.0	76-0	72	70	31	36	393	11.6
2023-24	UM	32-31	990/30.9	152-310	.490	2-9	.222	102-144	.708	67	139	206	6.4	69-0	109	77	20	27	408	12.8
2024-25	UM	17-17	486/28.6	75-161	.466	3-10	.300	25-45	.556	28	57	85	5.0	40-2	68	35	18	18	178	10.5
TOTAL		139-134	3908/28.1	575-1156	.497	5-21	.238	360-540	.667	337	618	955	6.9	326-6	320	283	121	144	1515	10.9

33 kharyssa RICHARDSON

Douglasville, Ga. • New Manchester • Auburn

Junior • Forward • 6-2



NOTES

SOPHOMORE (2023-24)

- Played in all 33 games, starting in six
- Picked up a career-high 21 points on 9-for-10 shooting against Tennessee
- Recorded double-digit scoring in five games
- Had career-best four steals against Alcorn State

AT AUBURN

- Played in 28 games for the Tigers, starting in all but one
- Ranked second on the team off the glass, averaging 4.7 rpg
- Led AU in rejections with a total of 23 blocks
- Averaged 7.2 points per contest

HIGH SCHOOL

- Averaged 18.3 points and 8.9 rebounds as a senior at New Manchester
- Georgia Class 5A All-State selection as a junior

- Helped team to regional championship and GHSA Elite Eight in 2021

PERSONAL

- Born Aug. 31, 2004
- Daughter of Consweiler and Vincent Richardson
- Has three brothers - Javier, Jakobe and TJ

THE RICHARDSON FILE

BIRTHDAY	AUG. 31, 2004
MAJOR	INTEGRATED MARKETING COMM.

OTHER REBELS TO WEAR #33

Cynthia Autry	1986-87-88-89
Susan Carpenter	1975
Jennie Gadd	1997-98-99
Sherry King	1981-82
Antrice McGill	1990-91

CAREER HIGHS

Points: 21, vs. Tennessee (01/28/24)
 Rebounds: 16, vs. Florida (01/30/23)
 Assists: 2, 5x, MR: vs. Alcorn St. (12/30/24)
 Steals: 4, vs. Alcorn St. (12/30/23)
 Blocks: 3, vs. Oklahoma (11/09/23)
 Field Goals: 9, vs. Tennessee (01/28/24)
 Free Throws: 7, vs. Temple (11/15/23)
 Three Pointers: 2, vs. Tennessee (01/28/24)

SEASON HIGHS

Points: 12, 2x, MR: vs. Alcorn St. (12/30/24)
 Rebounds: 11, vs. UAPB (11/10/24)
 Assists: 2, vs. Alcorn St. (12/30/24)
 Steals: 2, vs. Alcorn St. (12/30/24)
 Blocks: 2, vs. MVSU (12/21/24)
 Field Goals: 5, vs. MVSU (12/21/24)
 Free Throws: 4, vs. South Alabama (12/15/24)
 Three Pointers: 1, 3x, MR: at Auburn (01/02/25)

SEASON SUPERLATIVES

Double-Figure Points: 3x, MR: vs. Florida (01/16/25)
 Double-Figure Rebounds: 1x, vs. UAPB (11/10/24)
 Double-Doubles: --
 5+ Rebounds: 1x, vs. UAPB (11/10/24)
 5+ Assists: --
 Led Team in Points: --
 Led Team in Rebounds: 1x, vs. UAPB (11/10/24)
 Led Team in Assists: --

SEASON GAME-BY-GAME

Opponent	Date	GS	MIN	Total		3-Pointers		Free throws		Rebounds				PF		A		TO		BLK		STL		PTS		AVG
				FG-FGA	PCT	3FG-3FGA	PCT	FT-FTA	PCT	OFF	DEF	TOT	AVG	P	A	T	O	B	LK	S	T	P	A	P	A	
vs Southern California	11/04/2024		05:17	0-3	.000	0-1	.000	0-0	.000	0	0	0	0.0	2	0	3	1	0	0	0	0	0	0	0	0.0	
Ark.-Pine Bluff	11/10/2024		14:43	1-5	.200	1-3	.333	2-2	1.000	1	10	11	5.5	1	0	1	1	0	5	2.5						
at Delaware St.	11/14/2024		14:01	2-3	.667	0-0	.000	0-0	.000	0	2	2	4.3	0	0	1	0	0	4	3.0						
Jackson St.	11/18/2024		09:24	0-3	.000	0-0	.000	1-2	.500	1	0	1	3.5	1	0	0	0	0	1	2.5						
vs Boston College	11/25/2024		05:00	0-0	.000	0-0	.000	0-0	.000	0	0	0	2.8	2	0	0	0	0	0	2.0						
Alabama St.	11/30/2024		16:54	2-4	.500	0-1	.000	3-4	.750	1	1	2	2.7	2	1	2	1	1	7	2.8						
at NC State	12/05/2024		09:00	0-5	.000	0-2	.000	0-0	.000	0	1	1	2.4	1	0	0	0	0	0	2.4						
Tennessee St.	12/08/2024		12:29	0-2	.000	0-0	.000	2-2	1.000	0	1	1	2.3	3	0	2	0	0	2	2.4						
South Alabama	12/15/2024		07:06	1-2	.500	0-0	.000	4-4	1.000	0	2	2	2.2	3	0	2	0	0	6	2.8						
Mississippi Val.	12/21/2024	*	21:26	5-10	.500	0-1	.000	2-5	.400	3	0	3	2.3	2	1	5	2	0	12	3.7						
Alcorn	12/30/2024		16:17	4-7	.571	1-1	1.000	3-4	.750	0	2	2	2.3	1	2	0	0	2	12	4.5						
at Auburn	01/02/2025		20:03	3-6	.500	1-2	.500	0-0	.000	1	0	1	2.2	4	0	1	1	0	7	4.7						
at Texas A&M	01/05/2025		04:06	0-0	.000	0-0	.000	0-0	.000	0	0	0	2.0	1	0	0	0	1	0	4.3						
Vanderbilt	01/09/2025		14:46	3-6	.500	0-0	.000	1-1	1.000	2	2	4	2.1	3	0	0	0	0	7	4.5						
Alabama	01/12/2025		02:27	0-0	.000	0-0	.000	0-0	.000	0	1	1	2.1	1	0	1	0	0	0	4.2						
Florida	01/16/2025		16:12	4-8	.500	0-2	.000	2-2	1.000	0	1	1	2.0	3	1	2	0	0	10	4.6						
Totals		1	189:11	25-64	.391	3-13	.231	20-26	.769	9	23	32	2.0	30	5	20	6	4	73	4.6						

Player Averages

Games Played	Minutes/game	Points/game	FG Pct	3FG Pct	FT Pct	Rebounds/game	Assists/game	Turnovers/game	Assist/Turnover ratio	Steals/game	Blocks/game
16	11.8	4.6	39.1	23.1	76.9	2.0	0.3	1.3	0.3	0.3	0.4

CAREER STATS


				Field Goals		3-Point		F-Throws		Rebounds									Scoring	
SEASON	TEAM	GP-GS	MIN/AVG	FG-FGA	FG%	3FG-3FGA	3FG%	FT-FTA	FT%	OFF	DEF	TOT	AVG	PF-FO	A	TO	BLK	STL	PTS	AVG
2022-23	AU	28-27	597/21.3	79-182	.434	0-8	.000	43-55	.782	54	77	131	4.7	73-0	7	37	24	25	201	7.2
2023-24	UM	33-6	523/15.8	70-159	.440	8-16	.500	45-65	.692	26	75	101	3.1	49-0	15	50	16	18	193	5.8
2024-25	UM	16-1	189/11.8	25-64	.391	3-13	.231	20-26	.769	9	23	32	2.0	30-0	5	20	6	4	73	4.6
TOTAL FOR UM		49-7	712/14.5	95-223	.426	11-29	.379	65-91	.714	35	98	133	2.7	79-0	20	70	22	22	266	5.4
TOTAL		77-34	1309/17.0	174-405	.430	11-37	.297	108-146	.740	89	175	264	3.4	152-0	27	107	46	47	467	6.1



rhema

35 COLLINS

Nassau, Bahamas • The Webb School (Tenn.)

Sophomore • Forward • 6-2





NOTES

FRESHMAN (2023-24)

- Appeared in 11 games for Ole Miss
- Picked up a season-high five points versus Mississippi Valley State
- Grabbed career-high four rebounds two times

HIGH SCHOOL

- Integral part in The Webb School winning back-to-back Tennessee Division II-A State Championships in 2021 and 2022
- Represented the Bahamas at the 2019 Centrobasket U17 Women's Championship
- Second Bahamian to play under McPhee-McCuin at Ole Miss, joining former Rebel Valerie Nesbitt (2020-21)

PERSONAL

- Born Jan. 8, 2005
- Daughter of Angela and Steve Collins

SEASON GAME-BY-GAME																			
Opponent	Date	GS	MIN	Total		3-Pointers		Free throws		Rebounds				PF	A	TO	BLK	STL	PTS
				FG-FGA	PCT	3FG-3FGA	PCT	FT-FTA	PCT	OFF	DEF	TOT	AVG						
vs Southern California	11/04/2024		00:53	0-1	.000	0-0	.000	0-0	.000	0	0	0	0.0	0	0	0	0	0	0.0
Ark.-Pine Bluff	11/10/2024		04:39	0-0	.000	0-0	.000	0-0	.000	1	2	3	1.5	0	0	0	0	0	0.0
at Delaware St.	11/14/2024		02:55	0-1	.000	0-0	.000	0-0	.000	1	0	1	1.3	0	0	0	0	0	0.0
Jackson St.	11/18/2024		06:14	0-2	.000	0-0	.000	2-2	1.000	1	0	1	1.3	0	0	0	2	2	0.5
vs Boston College	11/25/2024		10:05	1-2	.500	0-0	.000	3-6	.500	3	2	5	2.0	1	2	0	1	1	1.4
vs UConn	11/27/2024		03:24	1-1	1.000	0-0	.000	0-0	.000	1	0	1	1.8	0	0	0	0	0	1.5
Alabama St.	11/30/2024		07:15	1-4	.250	0-0	.000	1-2	.500	2	3	5	2.3	1	0	2	2	1	1.7
Tennessee St.	12/08/2024		12:38	4-5	.800	0-0	.000	4-6	.667	3	1	4	2.5	3	1	2	1	12	3.0
South Alabama	12/15/2024		13:53	4-5	.800	0-0	.000	2-3	.667	0	1	1	2.3	2	0	1	1	3	3.8
at Auburn	01/02/2025		00:14	0-0	.000	0-0	.000	0-0	.000	0	0	0	2.1	1	0	0	0	0	3.4
Vanderbilt	01/09/2025		01:55	0-1	.000	0-0	.000	0-0	.000	1	1	2	2.1	0	0	1	0	0	3.1
Totals			0 64:04	11-22	.500	0-0	.000	12-19	.632	13	10	23	2.1	8	3	5	6	8	3.1

Player Averages

Games Played	Minutes/game	Points/game	FG Pct	3FG Pct	FT Pct	Rebounds/game	Assists/game	Turnovers/game	Assist/Turnover ratio	Steals/game	Blocks/game
11	5.8	3.1	50.0	0.0	63.2	2.1	0.3	0.5	0.6	0.7	0.5

THE COLLINS FILE	
BIRTHDAY	JANUARY 8, 2005
MAJOR	EXERCISE SCIENCE

OTHER REBELS TO WEAR #35	
Jan Barnett	1977-78-79-80
Tarsha Bethley	1996-97-98-99
Vikki Craig	1983, 1985-86
Shawn Goff	2006-07-08-09
Michelle Hartzog	1987-88-89-90
Dorianne Johnson	1993-94
Liz Marable	1980-81

CAREER HIGHS	
Points:	12, vs. Tennessee St. (12/08/24)
Rebounds:	5, 2x, MR: vs. Alabama St. (11/30/24)
Assists:	2, vs. Boston College (11/25/24)
Steals:	3, vs. South Alabama (12/15/24)
Blocks:	2, 3x, MR: vs. Tennessee St. (12/08/24)
Field Goals:	4, vs. Tennessee St. (12/08/24)
Free Throws:	4, vs. Tennessee St. (12/08/24)
Three Pointers:	1, at Southern Miss (12/02/23)

SEASON HIGHS	
Points:	12, vs. Tennessee St. (12/08/24)
Rebounds:	5, 2x, MR: vs. Alabama St. (11/30/24)
Assists:	2, vs. Boston College (11/25/24)
Steals:	3, vs. South Alabama (12/15/24)
Blocks:	2, 2x, MR: vs. Tennessee St. (12/08/24)
Field Goals:	4, 2x, MR: vs. South Alabama (12/15/24)
Free Throws:	4, vs. Tennessee St. (12/08/24)
Three Pointers:	--

SEASON SUPERLATIVES	
Double-Figure Points:	2x, MR: vs. South Alabama (12/15/24)
Double-Figure Rebounds:	--
Double-Doubles:	--
5+ Rebounds:	2x, MR: vs. Alabama St. (11/30/24)
5+ Assists:	--
Led Team in Points:	--
Led Team in Rebounds:	--
Led Team in Assists:	--

CAREER STATS																			
				Field Goals		3-Point		F-Throws		Rebounds									Scoring
SEASON	TEAM	GP-GS	MIN/AVG	FG-FGA	FG%	3FG-3FGA	3FG%	FT-FTA	FT%	OFF	DEF	TOT	AVG	PF-FO	A	TO	BLK	STL	PTS
2023-24	UM	11-0	55/5.0	2-9	.222	1-1	1.000	6-9	.667	7	9	16	1.5	7-0	3	4	2	1	11
2024-25	UM	11-0	64/5.8	11-22	.500	0-0	.000	12-19	.632	13	10	23	2.1	8-0	3	5	6	8	34
TOTAL		22-0	119/5.4	13-31	.419	1-1	1.000	18-28	.643	20	19	39	1.8	15-0	6	9	8	9	45

