

# 2024-25 CHATTANOOGA WOMEN'S BASKETBALL

WE ARE THE CHATTANOOGA MOCS

On first reference it is acceptable to refer to us as "The University of Tennessee at Chattanooga". After that, our preferred name is "Chattanooga" or "UTC". Please **DO NOT** use "Tennessee-Chattanooga", "UT-Chattanooga" or any variation.

Our nickname is **MOCS** - not Moccasins or Lady Mocs.

Game 5 || Sunday, November 17, 2024 | 1:00 p.m. CT | Starkville, Miss. | Humphrey Coliseum



Play-by-Play: Will Poindexter



Play-by-Play: TBD



Live Stats  
at GoMocs.com



HEAD COACH: DEANDRA SCHIRMER (USC AIKEN, 2011)

CHATTANOOGA: 2-2 (1ST SEASON) | CAREER RECORD: 116-33 (6TH SEASON)



HEAD COACH: SAM PURCELL (AUBURN, 2003)

MSU: 48-23 (3RD SEASON) | CAREER: 48-23 (3RD SEASON)

## 2024-25 SCHEDULE

Date	Opponent	Time/Results
<b>NON-CONFERENCE SCHEDULE</b>		
<b>2-2</b>		
Nov. 4	Shorter University	W, 66-49
Nov. 7	Tennessee Tech	L, 46-48
Nov. 11	at NC Central	W, 75-36
Nov. 14	Troy (DH)	L, 66-76
Nov. 17	at Mississippi State	3:00 p.m.
Nov. 20	King University	6:00 p.m.
Nov. 25	Lipscomb	11:00 a.m.
Nov. 29	# - Penn	1:00 p.m.
Nov. 30	# - at FGCU	4:00 p.m.
Dec. 8	Kennesaw State	2:00 p.m.
Dec. 12	at Bellarmine	6:30 p.m.
Dec. 15	at Nebraska	1:00 p.m.
Dec. 21	Salem University	2:00 p.m.

<b>SOUTHERN CONFERENCE SCHEDULE</b>		
<b>0-0</b>		
Jan. 9	• at Western Carolina	6:00 p.m.
Jan. 11	• at UNCG	2:00 p.m.
Jan. 16	• Samford	6:00 p.m.
Jan. 18	• Mercer	2:00 p.m.
Jan. 25	• ETSU	2:00 p.m.
Jan. 30	• at Wofford	7:00 p.m.
Feb. 1	• at Furman	2:00 p.m.
Feb. 6	• UNCG	6:00 p.m.
Feb. 8	• Western Carolina (DH)	2:00 p.m.
Feb. 13	• at Mercer	7:00 p.m.
Feb. 15	• at Samford	3:00 p.m.
Feb. 22	• at ETSU	2:00 p.m.
Feb. 27	• Furman	6:00 p.m.
Mar. 1	• Wofford	2:00 p.m.

### \*\*\* SOUTHERN CONFERENCE TOURNAMENT \*\*\*

Mar. 6	1 - Quarterfinal Round	TBD
Mar. 7	1 - Semifinal Round	TBD
Mar. 9	1 - Final Round	TBD

Schedule is tentative and subject to change. All times Eastern. All home games played at the McKenzie Arena unless otherwise noted; DH = double header with the men's team; # - FGCU Homewood Suites Tournament to be played in Fort Myers, Florida; 1 = Southern Conference Tournament to be played at the Harrah's Cherokee Arena - Asheville, North Carolina.

## PROJECTED STARTERS (2024-25 STATS)

No.	Name	POS	HT	YR	G-GS	PPG	RPG	APG	FG%	3pt%	FT%
11	Caia Elisaldez	G	5-5	So.	4-4	10.8	2.8	3.5	.528	.125	.667
5	Sigrun Olafsdottir	G/F	5-9	Sr.	4-4	9.3	6.3	4.5	.364	.435	.750
33	Karsen Murphy	F	6-0	Sr.	4-4	8.3	2.8	0.8	.364	.350	1.000
22	Gianna Corbitt	F	6-1	Fr.	4-4	7.5	4.8	1.0	.500	.333	.500
3	Takia Davis	F/C	6-2	Sr.	4-4	3.3	3.0	0.3	.313	.000	.500

**DYK?** Sigrun Olafsdottir is currently the Southern Conference leader in the following stat categories: assists/game (4.5), assist-turnover ratio (3.6), total three-pointers made (10) and attempted (23), three-pointers made/game (2.5) and minutes/game (37.32).

### TOP NOTES

- This marks the eighth meeting all-time between Chattanooga and Mississippi State. The Bulldogs currently lead the series 4-3 over the Mocs.
- These teams met last year on Dec. 3, 2023, in McKenzie Arena, where the Mocs upset the then-No. 21 ranked Bulldogs 59-53. The win marked UTC's sixth ranked win in program history and the first since 2014.
- It also marked UTC's first win over a Power 4 (then-Power 5) team since 2017.
- The Mocs have had a different scoring leader across each of the team's opening four games:
  - vs. Shorter: Karsen Murphy (16)
  - vs. Tennessee Tech: Brooke Anya (12)
  - at NC Central: Gianna Corbitt (12)
  - vs. Troy: Caia Elisaldez (15)
- UTC currently leads the Southern Conference in three-point defense (.220), turnovers forced/game (21.8) and three-point attempts/game (24.8).
- Each of Chattanooga's four true freshman are currently averaging 4.5 points/game or higher for the Mocs to open the year.

### Table of Contents

Quick Facts	2
Roster/Breakdown	2
Head Coach Deandra Schirmer/Coaching Staff	3
Season Breakdown	4
Last time out	5
Game Leaders/Season Career number	5
News and Notes	6-7
The Last Time	8
Opponent Breakdown	9
Southern Conference	10
SoCon Awards/NCAA Rankings	11
Combined Stats: Overall/SoCon Only	12-13
Team Game-by-Game	14
Opponent Game-by-Game	15
Team/Opponent Game Highs	16
Team/Opponent Game Lows	17
Player/Opponent Game Highs	18
Game-by-Game Leaders	19
McKenzie Arena Records	20
Player Pages	21-27
Team Game Records	28-29
Individual Game Records	30-31
Freshman Records	31
Individual Career Records	32
Miscellaneous Records/Overtime	33
Player Season/Career Highs	34-25
TV-Radio Roster	36

## FOLLOW THE MOCS ON SOCIAL MEDIA



GOMOCSSWBK



@GOMOCSSWBK



@GOMOCSSWBK

## CHATTANOOGA STRATEGIC COMMUNICATIONS

Zane Goedderz

Office: 423.425.5739

Email: Zane-Goedderz@utc.edu

• Download the GoMocs App to follow the action on the go!



### GENERAL INFORMATION

The University of Tennessee at Chattanooga  
Preferred Name ..... Chattanooga  
Short Name ..... UTC  
Location ..... Chattanooga, Tenn.  
Founded ..... 1886 at Chattanooga University  
Enrollment ..... 11,834  
Colors (PMS) ..... Navy Blue (295), Old Gold (124)  
Nickname ..... Mocs  
Mascot ..... Scrappy  
Facility (Cap) ..... McKenzie Arena/10,966  
Affiliation ..... NCAA Division I  
Conference ..... Southern  
Time Zone ..... Eastern

### ADMINISTRATION

UT System President ..... Randy Boyd  
Chancellor ..... Dr. Steven Angle  
Vice Chancellor/AD ..... Mark Wharton  
Assistant Vice Chancellor ..... Dr. Emily Blackman  
Faculty Athletics Rep ..... Dr. Valerie Rutledge  
Executive AD/SWA ..... Laura Herron  
Deputy Athletics Director ..... Andrew Horton

### COACHING STAFF

#### COACHING STAFF

Head Coach ..... Deandra Schirmer  
Alma Mater ..... USC Aiken, 2011  
UTC Record/Years ..... 2-2/first year  
Career Record/Years ..... 116-33/sixth year  
Associate Head Coach ..... Tianni Kelly  
Alma Mater ..... University of Charleston, 2014  
Assistant Coach ..... Nicole Heyn  
Alma Mater ..... Texas A&M International, 2021  
Assistant Coach ..... Mallory Odell  
Alma Mater ..... Longwood, 2020  
Assistant Coach ..... Alexis Uffmann  
Alma Mater ..... Columbia College (Mo.), 2019  
Graduate Assistant ..... Gabby Wessels  
Alma Mater ..... Limestone, 2023  
Student Assistant ..... Jed Petraitis  
Alma Mater ..... Chattanooga, 2024

### COMMUNICATIONS & MEDIA RELATIONS

Deputy Athletic Director/External Operations  
Andrew Horton ..... 423.425.5285  
Email ..... Andrew-Horton@utc.edu  
Assistant AD  
Jim Horten ..... 423.425.2350  
Email ..... James-Horten@utc.edu  
Assistant Director/WBB Contact  
Zane Goedderz ..... 423.425.5739  
Email ..... Zane-Goedderz@utc.edu  
Assistant Director/MBB Contact  
Corey Belonzi ..... 423.425.2116  
Email ..... Corey-Belonzi@utc.edu  
Assistant Director  
Anne Wehunt ..... 423.425.4618  
Email ..... Anne-Wehunt@utc.edu  
Mailing Address ..... 615 McCallie Ave, Dept. 3503  
Chattanooga, TN 37403

### WOMEN'S BASKETBALL PROGRAM

#### HISTORY

First Year ..... 1974-75  
All-Time Record ..... 958-564 (.630)  
NCAA Appearances ..... 17  
(1989, 1991, 2001, 2002, 2003, 2004, 2006, 2007, 2008, 2010, 2013, 2014, 2015, 2016, 2017, 2023, 2024)  
NCAA Record ..... 1-16  
WNIT Appearances ..... 7  
(1984 - Runner-Up \*NWIT, 2000, 2005, 2009, 2012, 2018, 2020\*)  
WNIT (NWIT) Record ..... 4-6

#### 2023-24 IN REVIEW

Overall Record ..... 28-4  
Southern Conference Record/Finish ..... 13-1/1st  
SoCon Tournament ..... 3-0

#### 2021-22 PREVIEW

Starters Returning/Lost ..... 2/3  
Letterwinners Returning/Lost ..... 6/5

### 2024-25 Roster - Numerical

No.	Name	Pos.	Ht.	Yr.	Hometown/Previous School
2	Jade Moore	G	5-7	Sr.	St. Louis, Mo./Whitfield HS/North Alabama
3	Takia Davis	F/C	6-2	Sr.	Calhoun, Ga./Calhoun HS/USC Upstate
4	Maša Buzić	G	5-10	Fr.	Belgrade, Serbia/ZKK Ras
5	Sigrun Olafsdottir	G	5-9	Sr.	Hafnarfjörður, Iceland/Flensburg HS
10	Izzy McPherson	G/F	5-10	Fr.	Pleasant View, Tenn./Sycamore HS
11	Caia Elisalde	G	5-5	So.	Whittier, Calif./Mater Dei HS
12	Kalifa Ford	G/F	5-10	Gr.	Bono, Ark./Brookland HS/Valdosta State
13	Taylor Searcey	G	5-8	Sr.	Lincoln, Neb./Lincoln East HS/Valdosta State
15	Frode Flos van der Schans	F/C	6-4	R-So.	Amsterdam, the Netherlands/Orange Academy
21	Ava Card	G/F	6-0	Fr.	Montgomery, Ala./Saint James School
22	Gianna Corbitt	F	6-1	Fr.	Oakland Park, Fla./Blanche Ely HS
25	Kailyn Farrell	F	6-1	Sr.	Tullahoma, Tenn./Tullahoma HS/Walters State CC
32	Brooke Anya	F/C	6-0	Gr.	Washington, D.C./St. Andrew's Episcopal/Hofstra
33	Karsen Murphy	F	6-0	Sr.	Glenview, Mont./Dawson Co. HS/Univ. of Montana

### 2024-25 Roster - Alphabetical

No.	Name	Pos.	Ht.	Yr.	Hometown/Previous School
32	Brooke Anya	F/C	6-0	Gr.	Washington, D.C./St. Andrew's Episcopal/Hofstra
4	Maša Buzić	G	5-10	Fr.	Belgrade, Serbia/ZKK Ras
21	Ava Card	G/F	6-0	Fr.	Montgomery, Ala./Saint James School
22	Gianna Corbitt	F	6-1	Fr.	Oakland Park, Fla./Blanche Ely HS
3	Takia Davis	F/C	6-2	Sr.	Calhoun, Ga./Calhoun HS/USC Upstate
11	Caia Elisalde	G	5-5	So.	Whittier, Calif./Mater Dei HS
25	Kailyn Farrell	F	6-1	Sr.	Tullahoma, Tenn./Tullahoma HS/Walters State CC
12	Kalifa Ford	G/F	5-10	Gr.	Bono, Ark./Brookland HS/Valdosta State
10	Izzy McPherson	G/F	5-10	Fr.	Pleasant View, Tenn./Sycamore HS
2	Jade Moore	G	5-7	Sr.	St. Louis, Mo./Whitfield HS/North Alabama
33	Karsen Murphy	F	6-0	Sr.	Glenview, Mont./Dawson Co. HS/Univ. of Montana
5	Sigrun Olafsdottir	G	5-9	Sr.	Hafnarfjörður, Iceland/Flensburg HS
13	Taylor Searcey	G	5-8	Sr.	Lincoln, Neb./Lincoln East HS/Valdosta State
15	Frode Flos van der Schans	F/C	6-4	R-So.	Amsterdam, the Netherlands/Orange Academy

### 2024-25 Coaching Staff

Deandra Schirmer ..... Head Coach  
First Season ..... USC Aiken, 2007  
Tianni Kelly ..... Associate Head Coach  
First Season ..... U of Charleston, 2014  
Nicole Heyn ..... Assistant Coach  
First Season ..... Texas A&M International, 2021  
Mallory Odell ..... Assistant Coach  
First Season ..... Longwood, 2020  
Alexis Uffmann ..... Assistant Coach  
First Season ..... Columbia College (Mo.), 2019  
Gabby Wessels ..... Graduate Assistant  
Second Season ..... Limestone, 2023  
Jed Petraitis ..... Student Assistant  
First Season ..... Chattanooga, 2024  
Brittany Tanner ..... Athletic Trainer  
Chris James ..... Athletic Performance  
Lindsey Felix ..... Student-Athlete Academic Enhancement  
Zane Goedderz ..... Strategic Communications  
Will Poindexter ..... Radio Play-by-Play

### Pronunciation Guide

Brooke ANYA ..... ON-YUH  
TAKIA Davis ..... TUH-KEY-UH  
MASA BUZIC ..... MA-SHA BOO-SICK  
SIGRUN OLAFSDOTTIR ..... SEE-GRIN OH-LAHFS-DOT-ER  
(think Olaf's daughter)  
CAIA ELISALDEZ ..... KYE-UH EL-EE-SAL-DEZ  
Taylor SEARCEY ..... SEAR-SEE  
Izzy MCPHERSON ..... MICK-FEAR-SON  
FRODE FLOS VAN DER SCHANS ..... FRO-DUH FLOSE VAN DER SHANS  
(also goes by "Flo" van der Schans)  
KAILYN Farrell ..... KAY-LYNN  
KALIFA Ford ..... KUH-LEE-FUH  
DEANDRA SCHIRMER ..... DEE-ANN-DRUH SHIRM-ER  
TIANNI Kelly ..... TEE-ON-EE  
Nicole HEYN ..... HAYN (Hey with an N at the end)



## DEANDRA SCHIRMER

*First Season • USC Aiken, 2011*

Schirmer was named the eighth head coach of the Mocs, Vice Chancellor for Athletics Mark Wharton announced on April 4.

She comes to Chattanooga from Valdosta State University where she was head coach for five seasons. Schirmer amassed an impressive 114-31 record (.786) and 86-19 mark (.819) in the Gulf South Conference. She built a DII juggernaut going 78-16 (.830) overall, 60-7 (.896) in league play, over the last three years.

Her Lady Blazers earned NCAA Tournament berths the last four campaigns with a trip to the Elite Eight in 2022. They won the GSC in 2021 and 2024 and boasted three DII All-America selections in a record run.

The 2023-24 season was one for the record books with a 30-3 overall mark and 23-1 in GSC play. The Lady Blazers reeled off a school record 27-game win streak which earned league Coach of the Year honors to go with the Atlanta Tipoff Club's Wednesday release of Schirmer being the 2024 Whack Hyder Georgia Women's Coach of the Year. Her squad ranked as high as second and finished 11th in the Women's Basketball Coaches Association Poll.

Her initial Lady Blazers squad lost 10 games in GSC play going 10-10 in 2019-20. They lost just nine in the next four years combined.

Schirmer was an all-conference and all-region performer at Cloud County (Kan.) Community College before finishing her playing career at USC-Aiken. She helped lead her squad to an eighth-place finish nationally as a senior earning CSC (former CoSIDA) Academic All-District first team honors.

A year as a graduate assistant in marketing and promotions at Georgia State led Schirmer back to the court. She completed her GA assignment on the Panthers bench in 2013-14 before her first full-time opportunity opened in St. Pete, Fla.

Schirmer completed five seasons as an assistant coach at Eckerd College. She helped lead the Tritons to 20-win ledgers every year as Paul Honsinger's ladies went 106-45 over that span. They went to the NCAA Tournament in four of those five seasons and were the No. 1 seed in the South Region in 2017 earning the program's first postseason victory.

Originally from Holton, Kan., Schirmer was an all-state star in basketball and volleyball during her prep career at Holton High School. She captained both sports while also lettering in cross country and softball. Her efforts earned the coveted Naismith Award. She's a 2012 Business Marketing graduate of USCA and got her Master's in Sports Admin. from GSU in 2014.

"I am humbled and honored to be the head women's basketball coach at UTC," Schirmer said. "There is a tremendous tradition of success along with a fan base that is supportive of its women's basketball program. I'm grateful to Dr. (Steven) Angle, Mark Wharton and his staff for providing me this opportunity to not only be a part of that tradition, but to take it to new heights. I'm excited to get to Chattanooga and get to work!"

### SUPPORT STAFF



**TIANNI KELLY**  
Charleston, 2014 • First Season  
Associate Head Coach



**NICOLE HEYN**  
Texas A&M International, 2021 • First Season  
Assistant Coach




**MALLORY ODELL**  
Longwood, 2020 • First Season  
Assistant Coach




**ALEXIS UFFMANN**  
Columbia College, 2019 • First Season  
Assistant Coach



**GABBY WESSELS**  
Limestone, 2023 • Second Season  
Graduate Assistant



**JED PETRAITIS**  
Chattanooga, 2024 • First Season  
Student Assistant



**CHRIS JAMES**  
Chattanooga • First Season  
Athletic Performance



**ZANE GOEDDERZ**  
Minnesota • Second Season  
Strategic Communications

#### SCHIRMER QUICK FACTS

##### Education

USC Aiken, 2011 (Bachelors)  
Georgia State, 2014 (Masters)

##### Coaching Experience

Valdosta State  
Head Coach: 2019-24  
Eckerd College (FL)  
Associate Head Coach: 2018-19  
Assistant Coach: 2014-18  
Georgia State  
Graduate Assistant: 2013-14

##### Playing Experience

USC Aiken, 2009-11  
2011 Peach Belt Conference  
co-regular season champion  
Graduated having notched 371  
points, 360 rebounds, 98 assists,  
67 steals and 23 blocks  
Cloud County CC, 2007-09  
Kansas Jayhawk Western Division  
Conference Second Team  
NCAA All-Region VI honoree

##### Personal

Born: July 25, 1989  
Hometown: Holton, Kansas  
Alma Mater: USC Aiken, 2011  
Business Marketing





### 2024-25 SEASON BREAKDOWN

Category	2024-25 Record	Under Schirmer
Overall .....	2-2	2-2
SoCon .....	0-0	0-0
Non-Conference .....	2-2	2-2
SoCon Tournament .....	0-0	0-0
Home .....	1-2	1-2
Away .....	1-0	1-0
Neutral .....	0-0	0-0
When leading at half .....	2-1	2-1
When trailing at half .....	0-1	0-1
When tied at half .....	0-0	0-0
Ahead with 10:00 to play .....	2-0	2-0
Trailing with 10:00 to play .....	0-2	0-2
Tied with 10:00 to play .....	0-0	0-0
Ahead with 5:00 to play .....	2-0	2-0
Trailing with 5:00 to play .....	0-2	0-2
Tied with 5:00 to play .....	0-0	0-0
Ahead with 2:00 to play .....	2-0	2-0
Trailing with 2:00 to play .....	0-2	0-2
Tied with 2:00 to play .....	0-0	0-0
In Overtime .....	0-0	0-0
Shooting 40% or better .....	2-0	2-0
Shooting less than 40% .....	0-2	0-2
Opps. shot better than 40% .....	1-1	1-1
Opps. shot less than 40% .....	1-1	1-1
When outrebounding opponent .....	2-0	2-0
When outrebounded .....	0-2	0-2
Same rebounds .....	0-0	0-0
Committing fewer turnovers .....	2-1	2-1
Committing more turnovers .....	0-1	0-1
Committing same turnovers .....	0-0	0-0
UTC scores 70+ points .....	1-0	1-0
UTC scores under 70 points .....	1-2	1-2
In November .....	2-2	2-2
In December .....	0-0	0-0
In January .....	0-0	0-0
In February .....	0-0	0-0
In March .....	0-0	0-0
On Sunday .....	0-0	0-0
On Monday .....	2-0	2-0
On Tuesday .....	0-0	0-0
On Wednesday .....	0-0	0-0
On Thursday .....	0-2	0-2
On Friday .....	0-0	0-0
On Saturday .....	0-0	0-0
Day Games .....	1-0	1-0
Night Games (6pm local or later) .....	1-2	1-2
Streak .....	Lost 1	
SoCon Streak .....	Won 5	
Home Court .....	Lost 2	
SoCon Home Court .....	Lost 1	
Last Five Games .....	2-2	
Last 10 Games .....	2-2	

### STARTING LINEUPS (2024-25)

Elisaldez, Olafsdottir, Murphy, Corbitt, Davis..... 2-2

### WIN-LOSS MARGINS (2024-25)

	1	2	3	4	5	6	7	8	9	10	11-15	16-20	21+	Total
W												1	1	2
L		1								1				2

	Chattanooga	Opponent
Most Points Scored	75 at NC Central	11/11/24 76 vs. Troy 11/14/24
Most 1st Half Points	42 at NC Central	11/11/24 44 vs. Troy 11/14/24
Most 2nd Half Points	39 vs. Shorter	11/04/24 32 vs. Troy 11/14/24
Most 1st Quarter Points	19 at NC Central	11/11/24 24 vs. Troy 11/14/24
Most 2nd Quarter Points	23 (2) last vs. Troy	11/14/24 20 vs. Troy 11/14/24
Most 3rd Quarter Points	17 vs. Shorter	11/04/24 12 (3) last vs. Troy 11/14/24
Most 4th Quarter Points	22 vs. Shorter	11/04/24 20 vs. Troy 11/14/24
Most Overtime Points	N/A	N/A N/A N/A
Fewest Points Scored	46 vs. Tennessee Tech	11/07/24 36 at NC Central 11/11/24
Fewest 1st Half Points	27 vs. Shorter	11/04/24 17 at NC Central 11/11/24
Fewest 2nd Half Points	17 vs. Tennessee Tech	11/07/24 19 at NC Central 11/11/24
Fewest 1st Quarter Points	10 vs. Troy	11/14/24 6 at NC Central 11/11/24
Fewest 2nd Quarter Points	12 vs. Tennessee Tech	11/07/24 3 vs. Shorter 11/04/24
Fewest 3rd Quarter Points	5 vs. Tennessee Tech	11/07/24 6 at NC Central 11/11/24
Fewest 4th Quarter Points	12 vs. Tennessee Tech	11/07/24 8 vs. Tennessee Tech 11/07/24
Fewest Overtime Points	N/A	N/A N/A N/A
Largest Halftime Lead	25 at NC Central	11/11/24 11 vs. Troy 11/14/24
Largest Margin of Victory	39 at NC Central	11/11/24 10 vs. Troy 11/14/24
Largest Lead	39 at NC Central	11/11/24 18 vs. Troy 11/14/24
Largest Deficit Overcome	7 vs. Shorter	11/04/24 9 vs. Tennessee Tech 11/07/24

### MISCELLANEOUS STATS

	BENCH		2ND CHANCE		PAINT		OFF TO		FAST BREAK		BEST RUN		BIGGEST LEAD	
OPP	UTC	OPP	UTC	OPP	UTC	OPP	UTC	OPP	UTC	OPP	UTC	OPP	UTC	OPP
SHORTER	17	4	11	2	28	20	20	18	10	5	14	10	17	7
TTU	17	8	4	8	24	28	27	13	11	2	8	8	9	7
NCCU	33	7	6	0	42	12	27	14	7	4	14	9	39	0
TROY	30	19	12	12	20	44	11	17	3	8	5	17	0	18
MSU														
KING														
LIPS														
PENN														
FGCU														
KSU														
BELL														
NEB														
SALEM														
WCU														
UNCG														
SAM														
MER														
ETSU														
WOF														
FUR														
UNCG														
WCU														
MER														
SAM														
ETSU														
FUR														
WOF														



### Game Leaders (Including Ties)

Player	Points	Rebounds	Assists	Steals	Blocks
Anya	1	1			1
Corbitt	1	2		1	
Davis					2
Elisalde	1		1	1	
Farrell					1
McPherson					2
Murphy	1				2
Olafsdottir		3	3	2	1

### LAST TIME OUT - Chattanooga 66, Troy 76

#### WBB DROPS NON-CONFERENCE MATCHUP WITH TROY, 76-66

Chattanooga women's basketball dropped a 76-66 result to Troy on Thursday night in the Roundhouse. A slow start from the Mocs proved the difference as the Trojans were able to pull out to a 21-3 advantage on UTC over the opening seven minutes of action. While the Mocs hung with Troy for the remainder of the night, even cutting the lead down to as little as four at one point, it was too little too late as Troy emerged victorious in a physical battle with the Mocs. Following a Caia Elisalde three-pointer saw the scoreboard reading 4-3 in favor of Troy at the 8:49 mark of the first quarter, it was all Trojans in the remainder of the frame as Troy would string together 17 unanswered points to help build a 21-3 lead on the Mocs. Despite the ugly start to the night, the Mocs remained steadfast and together with UTC using the remainder of the first half to regain their footing an inch back into the contest. Heading into the halftime locker room down 44-33, there was some work to be done in the second half for Chattanooga. It was Chattanooga's bench players that would help provide a much-needed spark to the offense, as the collective of Ava Card, Frode Flos van der Schans and Kailyn Farrell helped the Mocs cut Troy's lead down to 54-49 at the 1:09 mark of the third. While the Trojans finished the quarter on a high note, pumping their lead back up to 56-49 at the end of the frame, the Mocs could feel that they weren't out of the game yet. Leaving it all out on the floor, the starting duo of Sigrun Olafsdottir and Caia Elisalde threw everything they had at the Trojan lineup. A three from Olafsdottir with 5:22 left in the game cut Troy's lead right back down to 58-54, but unfortunately for the Mocs, that would be the closest they would come to completing the comeback. Even with the late run by UTC, the Trojans were able to fend off the Mocs to secure a 76-66 win over Chattanooga on the night. Caia Elisalde would finish with a career-high and team-high 15 points on the evening. She was followed closely by Olafsdottir's 13 points. The Iceland native added a team-best nine boards, yet another career-high for the Mocs in the game. She also wrapped up her night with a five-steal performance, a season-high for the reigning SoCon All-Defensive Team honoree.

#### FROM THE HEAD COACH

"I feel like we knew this was going to be a dogfight," head coach Deandra Schirmer said. "I have a lot of respect for Troy and the program that coach has built over there. They were ranked top 15 in the mid major poll at the beginning of the year for a reason. They're very physical. I feel like we did a lot of preparation going into this game, but you don't really know what it's like until you get into it, so it took us a little bit in the first quarter to kind of figure out what the physicality looked like, what that quickness looked like, and by the time we adjusted, it was too late."

#### TOP TAKEAWAYS

- Marked the seventh all-time meeting between Chattanooga and Troy.
- The series now stands at 4-3 in favor of the Trojans.
- UTC's last win against Troy came on Dec. 12, 2002 at home (Mocs won 59-58).
- The Mocs gave up 24 points to Troy in the first quarter, the highest-scoring quarter against the Mocs since UNC Asheville scored 24 back on Nov. 23, 2022.
- Caia Elisalde led the team with a career-high tying 15 points.
- Sigrun Olafsdottir ended the night with 13 points, including tying her career-high for three-pointers made in a game with four.

### Career by the Numbers

<b>DOUBLE-DOUBLES</b> .....Season.....Career	
Kalifa Ford.....	20*
Kailyn Farrell.....	10*^
Taylor Searcey.....	9*
Brooke Anya.....	4*
Karsen Murphy.....	2*
Jade Moore.....	1*
<b>DOUBLE-FIGURE SCORING</b> .....Season.....Career	
Kalifa Ford.....	63*
Taylor Searcey.....	44*
Jade Moore.....	33*
Kailyn Farrell.....	30*^
Sigrun Olafsdottir.....	23
Brooke Anya.....	21*
Karsen Murphy.....	9*
Caia Elisalde.....	7
Gianna Corbitt.....	1
<b>20-PLUS POINT SCORING</b> .....Season.....Career	
Kalifa Ford.....	24*
Kailyn Farrell.....	9*^
Taylor Searcey.....	4*
<b>30-PLUS POINT SCORING</b> .....Season.....Career	
Kalifa Ford.....	4*
<b>DOUBLE-FIGURE REBOUNDING</b> .....Season.....Career	
Kalifa Ford.....	20*
Kailyn Farrell.....	11*^
Brooke Anya.....	10*
Taylor Searcey.....	10*
Karsen Murphy.....	2*
Jade Moore.....	1*
Gianna Corbitt.....	1
<b>FIVE-PLUS ASSIST</b> .....Season.....Career	
Taylor Searcey.....	21*
Sigrun Olafsdottir.....	12
Kalifa Ford.....	4*
Caia Elisalde.....	4
<b>THREE-PLUS BLOCKS</b> .....Season.....Career	
Kailyn Farrell.....	6*^
Karsen Murphy.....	5
Brooke Anya.....	1*
<b>FIVE-PLUS STEALS</b> .....Season.....Career	
Taylor Searcey.....	5*
Sigrun Olafsdottir.....	3
Kalifa Ford.....	2*
Kailyn Farrell.....	1*^
Gianna Corbitt.....	1
<b>THREE-PLUS 3-POINT FG MADE</b> .....Season.....Career	
Jade Moore.....	27*
Sigrun Olafsdottir.....	9
Karsen Murphy.....	4
Kalifa Ford.....	3*
Caia Elisalde.....	1
Izzy McPherson.....	1
<b>UTC STARTS</b> .....Season.....Career	
Sigrun Olafsdottir.....	121
Karsen Murphy.....	46
Caia Elisalde.....	7
Takia Davis.....	6
Gianna Corbitt.....	4

updated 11/15/2024

(\*includes transfer stats)

(^includes NJCAA stats, which are not reflected in NCAA career totals)



## MOCs NEWS AND NOTES

### • MILESTONE NEWS AND NOTES

#### OLAFSDOTTIR CLOSES IN ON HISTORY

Over her five-year playing career, Olafsdottir has checked into a grand total of 124 games for the Mocs. This has the Iceland native closing in on Chattanooga women's basketball history, as she sits just 12 games shy of tying Abbey Cornelius (2018-23) for the most games played in over a career. Not only has Olafsdottir appeared in every single game for the team since arriving on campus in 2020, but Olafsdottir has started in all but three of those games for the Mocs, currently sitting at 121 career starts all-time. This already stands as the program record for most starts in a career in Chattanooga women's basketball history.

#### THE CHASE FOR 1K POINTS

Sigrun Olafsdottir also ranks as the closest Mocs player to reaching the 1,000 career points mark, with the Iceland native currently having 741 over her four-year UTC career. Kailyn Farrell (692), Jade Moore (602) and Brooke Anya (566) are all within striking distance themselves, sitting within 500 points of the mark. Kalifa Ford, who has scored 1,259 in her career, is the lone Moc that has already surpassed the 1K point mark.

### • INDIVIDUAL NEWS AND NOTES

#### PRESEASON ACCOLADES FOR THE MOCs

Both Sigrun Olafsdottir and Kalifa Ford were selected to the Preseason All-Conference Team, the SoCon announced in October. This now marks the second consecutive season that the Mocs will enter the year having had two players be recognized on the list prior to the season tipping off. Olafsdottir is coming off a 2023-24 season in which she finished second in the SoCon's Defensive Player of the Year voting, while Ford was named a WBCA Division II All-American last year at Valdosta State. Chattanooga was also projected to finish sixth in the SoCon's Preseason Coaches Poll.

#### CONSISTENT-SI

While Chattanooga women's basketball has experienced vast amounts of change over the past half decade, there has been one point of consistency for the Mocs: Sigrun Olafsdottir. A member of the 2020-21 UTC roster as a freshman, Olafsdottir is currently the longest tenured Moc for the men's AND women's basketball programs. This also means that Olafsdottir is entering a season with her third different head coach of the Mocs, having played under Katie Burrows (2020-22), Shawn Poppie (2022-24) and now Deandra Schirmer.

#### THE SWISS (OR ICELANDIC) ARMY WOMAN

Sigrun Olafsdottir has been a woman on a mission for the Mocs over the first four games of the 2024-25 season, with the veteran currently filling up stat sheet after stat sheet for the Mocs in nearly every way possible. So far this year, Olafsdottir has scored double-digit points in three of UTC's

four contests, averaging 9.3 points/game. She's also had 4+ rebounds and 3+ assists in every game this season, alongside recording multiple steals for the Mocs in three games this year. One of Olafsdottir's most impressive stat lines came in UTC's blowout win over NC Central, where she nearly recorded just the fourth triple-double in program history after wrapping up the night with 10 points, 8 rebounds, 8 assists and 3 steals. Her most recent game against Troy saw Olafsdottir finish with a season-high 13 points, 12 of which came from behind the three-point arc, as well as logging 9 rebounds, 5 steals and 3 assists.

#### CAN'T STOP CAIA

Sophomore Caia Elisaldez has already taken a major step up for the Mocs in her second year with the squad. As a freshman a year ago, Elisaldez averaged just 4.1 points/game having played in all 33 games on the year including making three starts. Now in 2024-25, Elisaldez has started for the Mocs in each of the first four games of the year, scoring 43 total points (10.8 points/game) on an impressive 19-for-36 (.528) clip. The Whittier, California, native has now had a total of seven career double-digit scoring efforts, three of which have come in the team's opening four games this season. Her most recent scoring outing saw her tie her career-high against Troy after leading the Mocs with 15 points.

### • TEAM NEWS AND NOTES

#### EYEING THE THREE-PEAT

The Mocs head into the 2024-25 season with a target on their backs once again, as UTC is coming off a 2023-24 campaign in which Chattanooga captured both the SoCon regular season and tournament titles. The Mocs have now amassed a total of 23 regular season and 20 tournament titles as a member of the SoCon, which both mark conference-leading totals. Having won the 2023 SoCon Tournament as well, the Mocs enter the new season under Coach Schirmer with their sights set on going back-to-back as regular season champions as well as three-peating as SoCon Tournament champions. In program history, the Mocs have had a total of four instances in which the team has strung together 3+ SoCon Tournament titles. The most recent time came from 2013-17, when the Mocs were able to win the SoCon Tournament five straight times.

#### RECEIVING VOTES

In the most recent iteration of the College Insider Mid-Major Top 25 Poll (released November 12), the Mocs were receiving a total of 14 votes, sitting just outside of the official Top 25. There are multiple UTC opponents on this year's 2024-25 slate that also appear in the poll, including FGCU (6th - 638 pts), Wofford (14th - 297 pts), Penn (RV - 22 pts) and Western Carolina (RV - 8 pts). The Mocs also have a pair of Power 4 foes on their schedule that are currently appearing in both the AP Top 25 and USA Today Coaches polls. UTC's next opponent, Mississippi State, is currently

receiving votes in each, while Nebraska is actively ranked 21st and 20th in each, respectively.

#### IT'S (BEEN) RAINING THREES IN CHATTANOOGA

Chattanooga WBB finds itself near the top of the chart on a rather unusual streak in the NCAA, with UTC having made a three-pointer in each of their last 780 games dating back to December 1999. This stands as a nearly 25-year streak for the Mocs, and it unofficially ranks as the second-longest streak of having a three-pointer in the NCAA behind only Iowa State. The Cyclones' streak currently dates back to Feb. 19, 1995.

#### HANGING OUR HAT ON DEFENSE

The Mocs currently rank as on the nation's top defensive teams, ranking in the NCAA's Top 100 in numerous defensive categories. Right now, UTC ranks 46th in the country in three-point defense (.220), pairing that with the 50th-best scoring defense (52.3) in the nation. The Mocs also rank 69th in field goal defense (.347) and 75th in turnovers forced/game on the year. UTC's three-point defense and turnovers forced numbers both actively lead the Southern Conference.

#### THE ROOKIES GOT GAME

Each member of UTC's freshmen class has had glimmers of promise over Chattanooga's opening four games of the year. Gianna Corbitt, Izzy McPherson, Ava Card and even Masa Buzic have each showcased special moments and stat lines for the Mocs to get excited about for the future. When looking at UTC's stat output this year, Chattanooga's freshmen have accounted for 81 of the team's points (32 percent), 37 of the team's rebounds (27 percent), 12 of the team's steals (29 percent), 11 of the team's assists (21 percent) and four of the team's blocks (31 percent) to open the season. Each freshman is also currently averaging 4.5 points/game or higher on the year: Corbitt (7.5), McPherson (7.0), Buzic (5.0) and Card (4.5).

### • MOCs STAFF NEWS AND NOTES

#### THE DEANDRA SCHIRMER ERA

On April 4, Vice Chancellor for Athletics Mark Wharton announced that Deandra Schirmer would be named the eighth head coach of the Chattanooga women's basketball team. Schirmer comes to UTC from Valdosta State, where she had spent the previous five seasons helping to build the Lady Blazers into a perennial powerhouse at the Division II level. She capped off her time at VSU with a record of 114-31, having won two Gulf South Conference regular season title and one GSC Tournament championship, while also leading the Lady Blazers to four consecutive NCAA Tournament appearances.

#### AN ALL-FEMALE STAFF IN THE SCENIC CITY

With the addition of Coach Schirmer, Chattanooga women's basketball also was able to bring in four new assistant coaches to round out UTC's coaching staff ahead of the 2024-25



## MOC'S NEWS AND NOTES

season. Accompanying Schirmer on the bench for the Mocs will be Associate Head Coach Tianni Kelly, who joins the Mocs after most recently serving as the head coach for the University of Charleston. Nicole Heyn, Mallory Odell and Alexis Uffmann round out Coach Schirmer's staff, with each of those three holding Assistant Coach titles. Entering the program's 51st season of existence dating back to the 1974-75 season, this marks the first time in the history of Chattanooga women's basketball that the program will have an all-female coaching staff.

### TEAMMATES TURNED COACHES

An interesting tidbit regarding UTC's staff this season is that multiple members of Chattanooga's 2024-25 roster have actually played alongside members of the Mocs coaching staff. Taylor Searcey, who transferred to the Mocs this summer following a multi-year stint playing under Coach Schirmer at Valdosta State, actually played with two of her current assistant coaches during the 2021-22 season: Nicole Heyn and Mallory Odell. The connections don't stop there for Coach Odell, as prior to her time playing at Valdosta State she attended Longwood University, where she spent a season as a teammate to current Chattanooga grad transfer Brooke Anya during the 2020-21 campaign.

### THE COACH SCHIRMER COACHING TREE

For head coach Deandra Schirmer, all of the faces joining her 2024-25 coaching staff this year have had some past tie with her during her five-year tenure at Valdosta State. Associate HC Tianni Kelly served as Schirmer's assistant coach at VSU over the course of the 2019-20 season. Nicole Heyn and Mallory Odell not only played under Coach Schirmer during the 2021-22 season, but both ended up becoming graduate assistants for the Lady Blazers immediately after. Odell worked with Schirmer from 2021-23 while Heyn spent the 2022-23 season alongside her. Finally, Alexis Uffmann has served as Coach Schirmer's primary assistant coach for each of the past three seasons at VSU dating back to the 2021-22 campaign.

### • ROSTER NEWS AND NOTES

#### NEW LOOK MOC'S

Outside of the team's new coaching staff, the 2024-25 Mocs have plenty of new faces to learn up on ahead of the new season. Eight of Chattanooga's 14-woman roster are newcomers to the program, with four having come from the transfer portal and the other four signing with the Mocs out of high school. Sigrun Olafsdottir and Karsen Murphy mark the only two starters returning from last year's roster. Also returning are Takia Davis (Sr.), Caia Elsaldez (So.), Frode Flos van der Schans (R-So.) and Kailyn Farrell (Sr.).

### MEET THE YOUNGSTERS

A total of four true freshmen have joined the UTC squad ahead of the 2024-25 season, as the Mocs have welcomed Gianna Corbitt, Ava Card, Izzy McPherson and Masa Buzic to the team. The trio of Corbitt, Card and McPherson each finished their high school careers as 1,000-point scorers for their respective schools, raking in numerous honors and accolades in the process. Buzic, a native of Belgrade, Serbia, adds international playing experience to the Mocs roster with Buzic having been a member of Serbia's U18 National Team during the 2023 FIBA Women's European Championship in Turkey.

### INTERNATIONAL MOC'S

A total of three Chattanooga women's basketball players hail from countries outside of the umbrella of the United States: Sigrun Olafsdottir (Iceland), Frode Flos van der Schans (the Netherlands) and Masa Buzic (Serbia). The last time UTC had 3+ international students on its roster came during the 2021-22 season, when the Mocs had four players from outside of the US: Sigrun Olafsdottir (Iceland), Pare Pene (New Zealand), Lara Habling (Hungary) and Ruona Uwusiaba (Nigeria).

### • SCHEDULE NEWS AND NOTES

#### HOME GAMES

A total of 14 home games await the Mocs in 2024-25, starting with the team's home and season-opener on Monday, Nov. 4 against Shorter. The Roundhouse will then welcome the likes of Tennessee Tech, Troy, King, Lipscomb, Kennesaw State and Salem to its wings over the course of non-conference play before the team transitions to Southern Conference action. The Mocs' final home game, Senior Day, is set to take place on Saturday, March 1 with Wofford coming to town.

#### ROAD GAMES

The Mocs will also have a total of 12 "official" road matchups, along with one additional neutral site game hosted by FGCU, on the season. UTC's first road clash of the year will take place on Monday, Nov. 11 with the Mocs traveling to Durham, North Carolina, to take on NC Central. Other road games for the Mocs include heading to Mississippi State, FGCU, Bellarmine and Nebraska during non-con play. The Mocs' SoCon season will also start with a roadtrip, as Chattanooga will open the New Year with road games at Western Carolina and UNCG.

### HOLIDAY TOURNAMENT ACTION

Chattanooga is set to take part in one holiday tournament this year, with the Mocs taking part in the annual FGCU Homewood Suites Tournament hosted over Thanksgiving/Black Friday Weekend. UTC's time in Fort Myers, Florida, will open with a neutral site matchup against Penn, which is set to take place on Friday, Nov. 29. The Mocs will then have to wrap up their tournament with a difficult test as tournament host and perennial mid-major powerhouse FGCU hosts UTC on Saturday, Nov. 30 in the tournament finale.

### POWER FOUR FOES

UTC will have two road games this season that will likely be highlighted for the Mocs, as it will serve as two opportunities for Chattanooga to play spoiler to Power Four opposition during non-conference play. On Nov. 17, the Mocs head to Starkville, Mississippi, to take on SEC foe Mississippi State. Nearly a month later, the Mocs will then fly up to Lincoln, Nebraska, where the currently Top 25-ranked Cornhuskers will be waiting for a Dec. 15 matchup with the Mocs. UTC will be aiming for a result similar to last year's game against Mississippi State in the Roundhouse, in which the Mocs toppled the then-Top 25 ranked Bulldogs in dramatic fashion.

### SOUTHERN CONFERENCE PLAY

The Mocs' 14-game Southern Conference slate kicks off Jan. 9 with UTC heading to Cullowhee, North Carolina, to take on Western Carolina. UTC's first home SoCon game of the year is set for Thursday, Jan. 16 with Samford coming to town. To put a bow on the 2024-25 season, the Southern Conference will then host its annual conference tournament in Asheville, North Carolina, beginning March 6 and running until Championship Sunday on March 9.

### • ALUMNI NEWS AND NOTES

#### PRO DEAL FOR JADA GUINN

Recent UTC grad and SoCon Tournament MVP Jada Guinn became the latest Chattanooga alum to ink a professional deal playing overseas, as Guinn signed a contract with the Newcastle Eagles of the Women's British Basketball League back on August 18. Guinn is one of four former UTC players currently playing professionally internationally. In her debut game for the Eagles, Guinn would finish with 12 points, four rebounds, an assist and a steal.

#### OTHER PRO MOC'S TO FOLLOW

As was mentioned before, Guinn is just one of the four UTC women's basketball alumni currently playing professionally on international soil. Another notable alum, Yazz Wazeeruddin (2022-23), currently plays for HGB Horbisa GreenKW Barakaldo in the Spanish LF Challenge League. Lara Habling (2021-22), plays in the same league as Jada Guinn as Habling currently serves as a forward on the Cardiff Met Archers. Last but not least, Chelsey Shumpert (2013-17) is currently playing in the Iraqi 1 League for Ghaz Al-Shamal.



## The Last Time ...

### INDIVIDUAL

Triple-Double .....	Tishay Lewis, 18p, 14r, 10a v. UNCG, 02/19/00
Double-Double .....	Raven Thompson (13p, 13r) vs. Mercer, 03/08/24
Double-Double with assists .....	Laura Hall, 12p, 12a vs. Eastern Kentucky, 12/03/06
Two with Double-Doubles .....	Abbey Cornelius (18p, 15r), Eboni Williams (10p, 13r) vs. Samford, 01/21/21
20 Points - 20 Rebounds .....	Jasmine Joyner, 21p, 20r at Furman, 01/09/16
Scored 30-39 points.....	Jada Guinn, 32 v. UNCG, 03/10/24
Scored 40 points or more .....	Whitney Hood, 40 vs. Wofford, 01/02/11
Two with 20 or more points .....	Raven Thompson (23), Jada Guinn (21) at Mercer, 02/10/24
Three with 20 or more points.....	Aryanna Gilbert (25), Lakelyn Bouldin (23), Keiana Gilbert (21) vs. UT Martin 12/02/17
Had 15-19 rebounds.....	Jada Guinn, 16 at ETSU, 02/17/24
Had 20-29 rebounds.....	Addie Grace Porter, 20 at Furman, 01/21/23
Three with 10+ rebounds .....	vs. Elon, 01/30/10
10-14 assists .....	Alicia Payne, 11 vs. ETSU, 02/28/15
15 or more assists.....	Jan Cameron, 15 vs. W.Carolina, 03/13/92
Had 5-9 steals .....	Sigrun Olafsdottir (5) vs. Troy, 11/14/24
10 or more steals.....	Charlotte Robinson, 10 vs. Austin Peay, 01/24/81
Had at least 3 blocked shots.....	Karsen Murphy, 3 vs. #21 Mississippi State, 12/03/23
Shot 100% (FG, FT) .....	Sigrun Olafsdottir vs. ETSU, 01/20/24 (FG: 6-6; 3FG: 4-4; FT: 0-0)
90% FG (min. 10 atts) .....	Jasmine Joyner, 9-10 vs. UNCG, 03/05/15
Made 10 or more Field Goals .....	Jada Guinn, 13 vs. UNCG, 03/10/24
Attempted 20 or more Field Goals .....	Jada Guinn, 23 v. UNCG, 03/10/24
Made 5 or more 3-pointers .....	Hannah Kohn, 5 vs. Western Carolina, 03/07/24
100% Free Throws (min. 10 atts).....	Lakelyn Bouldin, 10-10 vs. Ohio, 12/29/19
90-99% Free Throws (min. 10 atts).....	Jada Guinn, 11-12 vs. Western Carolina, 02/22/24
15 or more Free Throws .....	Shanara Hollinquest, 15 vs. Davidson, 01/17/09
10 or more Free Throws .....	Jada Guinn, 13 v. Mercer, 03/08/24

### TEAM

4 in double figures.....	at Tennessee Tech, 11/15/23	<b>Team 3-Pointers (minimum 8 attempts)</b>	
5 in double figures.....	at Wofford, 03/04/24	Shot 40-49% .....	46.7 (7-15) vs. Furman, 02/03/24
6 in double figures.....	vs. Vanderbilt, 12/13/20	Shot 50-59% .....	50.0 (6-12) v. UNCG, 03/10/24
0 in double figures.....	at Mercer, 01/28/21	Shot 60-69% .....	60.0 (9-15) at NC Central, 11/11/24
Shot 50-59% .....	58.8 at NC Central, 11/11/24	Shot 70-79% .....	75.0 at UNCG, 01/19/15
Shot 60-69% .....	60.7 vs. King University, 11/06/23	Shot 80-89% .....	80.0 vs. SE Louisiana, 12/10/88
Made 30-39 FGs .....	30 at NC Central, 11/11/24	Made 10-14 .....	12 vs. Troy, 11/14/24
Made 40-49 FGs .....	40 at Samford, 11/27/01	Made 15 or more .....	16 vs. Georgia Southern, 12/04/10
Attempted 60-69 FGs .....	69 vs. Troy, 11/14/24	20-29 3-pters att'd.....	28 vs. Western Carolina, 03/07/24
Attempted 70-79 FGs .....	72 at Samford, 01/10/22	30-39 3-pters att'd.....	35 vs. Troy, 11/14/24
Attempted 80+ FGs.....	81 vs. CofCharleston, 01/21/06	No 3-pointers.....	0 vs Tennessee State, 12/16/99
Scored 100+ points.....	104 vs. Wofford, 12/10/05	Opp No 3-pointers.....	Mercer, 01/14/23
Had 40-49 rebounds.....	40 vs. Shorter, 11/04/24	700th consecutive game w/3ptr .....	at Wofford, 01/27/22
Had 50-59 rebounds.....	50 at Georgia State, 12/21/20	<b>Team Free Throws (minimum 12 attempts)</b>	
Had 60 or more rebounds .....	64 vs. Richmond, 12/29/09	Shot 80-89% .....	85.7 (12-14) at Wofford, 03/04/24
Had 20-29 assists.....	21 vs. UNCG, 01/22/22	Shot 90-99% .....	90.0 (18-20) vs. Western Carolina, 02/22/24
Had 30 or more assists .....	30 at W.Carolina, 01/06/03	Shot 100% .....	100.0 (13-13) v. UNCG, 03/10/24
Had 15-19 steals .....	17 vs. Tennessee Tech, 11/07/24	Made 20-29 FTs .....	25 at Ohio, 12/18/22
Had 20 or more steals .....	23 vs. UNCG, 03/02/14	Made 30-39 FT .....	30 vs. Western Carolina, 02/13/21
Scored less than 50.....	46 vs. Tennessee Tech, 11/07/24	30-39 FT atts.....	38 vs. Western Carolina, 02/13/21
Opp. scored less than 50 .....	36 at NC Central, 11/11/24	40-49 FT atts.....	41 at Troy, 12/09/20
Opp. scored < 10 pts in a half.....	7 by CofC, 02/12/00	50 or more.....	50 vs. Col. of Charleston, 01/09/99
Allowed 100 points.....	103 by Tennessee, 11/15/10	10-or-less atts.....	9 vs. Troy, 11/14/24
10 or fewer turnovers.....	3 v. UNCG, 03/10/24	5-or-less FTs made.....	4 at Samford, 02/08/24



### Miscellaneous Stats

Last time ..... 12/03/23 | H-W | 59-53  
 Last time road ..... 03/18/16 | A-L | 50-60

#### Most Points

UTC 87 pts ..... 12/03/93 | A-L | 87-103  
 MSU 103 pts ..... 12/03/93 | A-L | 87-103

#### Fewest Points

UTC 46 pts ..... 01/04/87 | H-L | 46-79  
 MSU 53 pts ..... 12/03/23 | H-W | 59-53

#### Combined Points

Most 190 ..... 12/03/93 | A-L | 87-103  
 Fewest 110 ..... 03/18/16 | A-L | 50-60

#### Largest Margin of Victory

UTC 10 pts ..... 01/05/83 | H-W | 72-62  
 MSU 33 pts ..... 01/04/87 | H-L | 46-79

#### Smallest Margin of Victory

UTC 6 pts ..... 12/03/23 | H-W | 59-53  
 MSU 3 pts ..... 12/05/81 | A-L | 67-70

### Chattanooga vs. Mississippi State

Sunday's game will be the eighth meeting all-time between Chattanooga and Mississippi State. Right now, the Bulldogs lead the series 4-3 with UTC having won the most recent meeting between the teams last season. The Mocs are 1-3 on the road against MSU, with Chattanooga's lone road win coming in 1985.

#### THE LAST TIME THEY MET

The Chattanooga women's basketball team did its best David v. Goliath impression at the Roundhouse, as the Mocs pulled off the Power 5 upset over No. 21 Mississippi State by a score of 59-53 to extend the team's winning streak to six straight as non-conference action wages on. It was all hands on deck for the Mocs as the team powered back from an 11-point deficit to the mighty Bulldogs to earn the team's sixth-ever victory over a ranked opponent and first since 2014 in front of an enthused home crowd in McKenzie Arena. In the second half, Mississippi State looked to put the Mocs away right from the jump as the Bulldogs would build up their largest lead of the day with 6:50 remaining in the third, leading the Mocs 41-30. From here, though, UTC's core of Jada Guinn, Raven Thompson and Addie Grace Porter turned up the heat on the 21st-best team in the nation. It wouldn't be long into the fourth quarter that Chattanooga would take its first lead since the 7:52 mark of the first quarter, as Guinn connected on the go-ahead bucket for the Mocs with 8:34 left to play. In the biggest moment of her young career, freshman Hannah Kohn delivered for the Mocs when they needed her most as the sharpshooter connected a three-pointer from way beyond the line to give UTC the lead, 51-48. The Mocs would not lose the lead for the remainder of the game.

Category	Overall (2024-25 Season)	
	Chattanooga	Mississippi State
Scoring Offense	63.3	85.3
Scoring Defense	52.3	43.3
Scoring Margin	+11.0	+42.0
Field Goal Percentage	.417	.482
Field Goal Percentage Defense	.347	.262
3-Point Field Goal Percentage	.343	.366
3-Point Field Goal Percentage Defense	.220	.257
Free Throw Percentage	.643	.721
Rebounding Offense	34.8	50.3
Rebounding Defense	35.0	30.3
Rebound Margin	-0.3	+20.0
Blocked Shots Per Game	3.3	5.3
Assists Per Game	13.0	16.3
Steals Per Game	10.5	11.0
Turnover Margin	+2.3	+3.7
Assist-Turnover Ratio	0.7	1.0
Offensive Rebounds	10.3	17.3
Defensive Rebounds	24.5	33.0
3-Pointers Made Per Game	8.5	8.7

### Chattanooga vs. Mississippi State Game-by-Game

#### Mississippi State: 3-4

H: 2-1   A: 1-3   N: 0-0   OT: 0-0			
12/03/23	H	W	59-53
03/18/16	A	L	50-60
12/03/93	A	L	87-103
01/04/87	H	L	46-79
12/17/85	A	W	62-54
01/05/83	H	W	72-62
12/05/81	A	L	67-70



Chattanooga in the Southern Conference Rankings (11/15/24)

SCHOOL	Southern Conference					Overall				
	W-L	PCT	HOME	AWAY	STREAK	W-L	PCT	HOME	AWAY	NEUTRAL
Western Carolina	0-0	.000	0-0	0-0	N/A	3-1	.750	2-0	1-1	0-0
UNCG	0-0	.000	0-0	0-0	N/A	2-1	.667	2-0	0-1	0-0
Wofford	0-0	.000	0-0	0-0	N/A	2-1	.667	1-0	1-1	0-0
Chattanooga	0-0	.000	0-0	0-0	N/A	2-2	.500	1-2	1-0	0-0
Furman	0-0	.000	0-0	0-0	N/A	2-2	.500	1-0	1-2	0-0
ETSU	0-0	.000	0-0	0-0	N/A	1-2	.333	0-1	1-1	0-0
Mercer	0-0	.000	0-0	0-0	N/A	1-2	.333	1-1	0-1	0-0
Samford	0-0	.000	0-0	0-0	N/A	0-4	.000	0-0	0-3	0-0

SoCon-Overall

Chattanooga Team Ranking

SoCon-Only

Category	Rank	Actual	SoCon Leader	Actual	Rank	Actual	SoCon Only Leader	Actual
Scoring Offense	5	63.3	Western Carolina	75.8				
Scoring Defense	2	52.3	UNCG	51.3				
Scoring Margin	3	+11.0	UNCG	+20.3				
Free Throw Pct	6	.643	ETSU	.773				
Field Goal Pct	3	.417	UNCG	.455				
Field Goal Pct Defense	2	.347	Wofford	.339				
3-Point FG Pct	3	.343	Western Carolina	.361				
3-Point FG Pct Defense	1	.220	Chattanooga	.220				
Rebounding	6	34.8	Wofford	43.3				
Rebounding Margin	6	-0.3	Wofford	+6.0				
Blocked Shots	2	3.3	Furman	3.8				
Assists	4	13.0	Furman	14.0				
Steals	4	10.5	Western Carolina	12.0				
Turnover Margin	2	+2.3	UNCG	+5.3				
Assist/Turnover Ratio	5	0.67	Wofford	0.95				
Offensive Rebounds	7	10.3	Wofford	15.7				
Defensive Rebounds	4	24.5	Wofford	27.7				
3-Point Field Goals Made	2	8.5	Western Carolina	8.8				

SoCon - OverallChattanooga Individual Ranking

SoCon-Only

Category	Rk	Player	Avg	SoCon Leader, School	Avg.	Category	Rk	Player	Avg	SoCon Leader, School	Avg.
Scoring				Kate Johnson, Furman	14.0						
Rebounding	9	Sigrun Olafsdottir	6.2	Ashlee Locke, Mercer	11.0						
Field Goal Pct.				Kate Johnson, Furman	.692						
Assists	1	Sigrun Olafsdottir	4.5	Sigrun Olafsdottir, UTC	4.5						
	5	Caia Elisaldez	3.5								
Free Throw Pct.				Makiah Asidanya, UNCG	1.000						
Steals	3	Sigrun Olafsdottir	2.8	Evangelia Paulk, Wofford	3.7						
	7	Gianna Corbitt	2.0								
	7	Caia Elisaldez	2.0								
3-Point Pct.	5	Izzy McPherson	.438	Makiah Asidanya, UNCG	.667						
	6	Sigrun Olafsdottir	.435								
3-Point FG Made	1	Sigrun Olafsdottir	2.5	Sigrun Olafsdottir, UTC	2.5						
	5	Izzy McPherson	1.8								
	5	Karsen Murphy	1.8								
Blocked Shots	8	Takia Davis	0.8	Emily Bowman, Samford	1.8						
	8	Karsen Murphy	0.8								
Assist-TO Ratio	1	Sigrun Olafsdottir	3.6	Sigrun Olafsdottir, UTC	3.6						
O-Rebounds				Tyja Beans, Western Carolina	4.8						
D-Rebounds	5	Sigrun Olafsdottir	5.0	Ashlee Locke, Mercer	8.3						
Minutes Played	1	Sigrun Olafsdottir	37.3	Sigrun Olafsdottir, UTC	37.3						
	2	Caia Elisaldez	33.7								
	8	Karsen Murphy	28.0								

**SoCon Player of the Week**

N12 ..... Ashlee Locke ..... Sr. .... F ..... Mercer

**SoCon News and Notes****2024-25 SoCon Preseason Coaches Poll**

Pl..... Team (1st-place votes) .....	Total
1. Wofford (7) .....	49
2. UNCG (1) .....	42
T3. Samford .....	31
T3. Furman .....	31
5. ETSU .....	25
6. Chattanooga .....	23
7. Mercer .....	13
8. Western Carolina .....	10

**2024-25 Preseason Player of the Year**

Rachael Rose, G, Wofford

**2024-25 Preseason All-SoCon Team**

Rachael Rose .....	G .....	Wofford
Helen Matthews .....	G .....	Wofford
Sigrun Olafsdottir .....	G/F .....	Chattanooga
Kalifa Ford .....	G/F .....	Chattanooga
Kennedy Langham .....	G .....	Samford
Khalis Cain .....	F .....	UNCG
Jayde Gamble .....	G .....	UNCG
Tate Walters .....	G .....	Furman
Kate Johnson .....	F .....	Furman
Jada Session .....	F .....	Furman
Kendall Folley .....	G .....	ETSU

**TSWA Player of the Week**

N12 ..... Jennifer Sullivan ..... Carson-Newman

**Mocs Opponents in the Rankings**

Associated Press Top 25		Pts
21	Nebraska	(125)
RV	Mississippi State	(7)

USA Today Coaches Poll		Pts
20	Nebraska	(158)
RV	Mississippi State	(3)

Colleg Insider.com Mid-Major Top 25		Pts
6	FGCU	(638)
14	Wofford	(297)
RV	Penn	(22)
RV	Western Carolina	(8)

**RPI/NET Rankings - SoCon (2023-24)**

RPI/NET Team	Div. I	Overall
108 Chattanooga	24-5	26-5
184 ETSU	14-12	16-12
195 Wofford	9-13	13-13
198 Mercer	15-17	15-17
204 UNCG	13-12	17-12
259 Samford	8-16	11-16
261 Furman	9-16	12-16
350 Western Carolina	0-24	3-24

**UTC in the NCAA Rankings (11/15/24)****TEAM TOP 100**

Statistic	Rank	Value
3PT % Defense	46	.220
Scoring Defense	50	52.3
3PT Made/Game	60	8.5
Field Goal % Defense	69	.347
3PT Attempts/Game	73	24.8
Turnovers Forced/Game	75	21.8

**INDIVIDUAL TOP 150**

Player	Statistic	Rank	Value
Gianna Corbitt	Total Steals	127	8
	Total Assists	95	14
Caia Elisaldez	Minutes/Game	127	33.70
	Total Steals	127	8
Izzy McPherson	Total FG Made	133	19
	Total 3PT Made	133	7
Karsen Murphy	Total 3PT Attempts	107	20
	Total 3PT Made	133	7
Sigrun Olafsdottir	Minutes/Game	17	37.32
	Total 3PT Made	29	10
	Total Steals	31	11
	Total Assists	32	18
	Assist/Turnover Ratio	48	3.6
	Total 3PT Attempts	58	23
	Assists/Game	101	4.5
	3PT Made/Game	103	2.5
	Steals/Game	105	2.8

**ACTIVE CHATTANOOGA  
ACCOLADES & AWARD-WINNERS****Takia Davis**

Southern Conference Tournament Champion.....2x  
Southern Conference Regular Season Champion.....1x

**Caia Elisaldez**

Southern Conference Tournament Champion.....1x  
Southern Conference Regular Season Champion.....1x

**Kailyn Farrell**

TCCAA/Region VII Tournament MVP .....1x  
TCCAA/Region VII Champion .....1x  
Southern Conference Tournament Champion.....1x  
Southern Conference Regular Season Champion.....1x

**Kalifa Ford**

First Team WBCA Division II All-American .....1x  
D2CCA South Region Player of the Year .....1x  
Gulf South Conference Player of the Year .....1x  
First Team All-Gulf South Conference.....1x  
Gulf South Conference All-Tournament Team.....1x  
Gulf South Conference Regular Season Champion.....1x  
Gulf South Conference Tournament Champion .....1x  
First Team All-Great American Conference .....1x

**Karsen Murphy**

Southern Conference Tournament Champion.....2x  
Southern Conference Regular Season Champion.....1x

**Sigrun Olafsdottir**

Southern Conference Tournament Champion.....2x  
Southern Conference All-Defensive Team .....1x  
Southern Conference Pinnacle Award.....1x  
Southern Conference Regular Season Champion.....1x

**Taylor Searcey**

Second Team All-Gulf South Conference.....2x  
Gulf South Conference Regular Season Champion.....2x  
Gulf South Conference Tournament Champion .....1x

**Frode Flos van der Schans**

Southern Conference Tournament Champion.....2x  
Southern Conference Regular Season Champion.....1x

2024-25 Chattanooga Women's Basketball  
Combined Team Statistics  
All gamesPage 1/1  
as of Nov 15, 2024

## Game Records

Record	Overall	Home	Away	Neutral
ALL GAMES	2-2	1-2	1-0	0-0
CONFERENCE	0-0	0-0	0-0	0-0
NON-CONFERENCE	2-2	1-2	1-0	0-0

## Score by Periods

Team	1st	2nd	3rd	4th	OT	TOT
Chattanooga	59	72	52	70	0	253
Opponents	64	46	42	57	0	209

## Team Box Score

No. Player					Total		3-Point		F-Throw		Rebounds													
		GP-GS	MIN	AVG	FG-FGA	FG%	3FG-3FGA	3FG%	FT-FTA	FT%	OFF	DEF	TOT	AVG	PF	DQ	A	TO	BLK	STL	PTS	AVG		
11	ELISALDEZ, Caia	4-4	134:48	33.7	19-36	.528	1-8	.125	4-6	.667	3	8	11	2.8	12	0	14	15	0	8	43	10.8		
5	OLAFSDOTTIR, Sigrun	4-4	149:17	37.3	12-33	.364	10-23	.435	3-4	.750	5	20	25	6.3	8	0	18	5	1	11	37	9.3		
33	MURPHY, Karsen	4-4	112:03	28.0	12-33	.364	7-20	.350	2-2	1.000	3	8	11	2.8	9	0	3	9	3	5	33	8.3		
22	CORBITT, Gianna	4-4	75:19	18.8	12-24	.500	4-12	.333	2-4	.500	7	12	19	4.8	5	0	4	14	1	8	30	7.5		
10	MCPHERSON, Izzy	4-0	67:35	16.9	10-23	.435	7-16	.438	1-1	1.000	0	5	5	1.3	8	0	4	4	2	2	28	7.0		
32	ANYA, Brooke	4-0	62:56	15.7	10-19	.526	0-0	.000	7-13	.538	3	10	13	3.3	9	0	3	10	1	3	27	6.8		
4	BUZIC, Masa	1-0	04:52	4.9	2-4	.500	1-2	.500	0-0	.000	0	0	0	0.0	0	0	1	0	0	1	5	5.0		
21	CARD, Ava	4-0	64:23	16.1	7-22	.318	2-10	.200	2-2	1.000	4	9	13	3.3	4	0	2	5	1	1	18	4.5		
15	VAN DER SCHANS, Frode Flos	3-0	22:04	7.4	4-8	.500	1-2	.500	3-4	.750	2	2	4	1.3	1	0	1	1	0	0	12	4.0		
3	DAVIS, Takia	4-4	64:18	16.1	5-16	.313	0-0	.000	3-6	.500	4	8	12	3.0	10	0	1	5	3	1	13	3.3		
25	FARRELL, Kailyn	4-0	42:26	10.6	3-12	.250	1-6	.167	0-0	.000	3	7	10	2.5	2	0	1	6	1	2	7	1.8		
Team											7	9	16				4							
Total		4	800		96-230	.417	34-99	.343	27-42	.643	41	98	139	34.8	68	0	52	78	13	42	253	63.3		
Opponents		4	800		74-213	.347	13-59	.220	48-74	.649	47	93	140	35.0	71	1	27	87	17	37	209	52.3		

## Team Statistics

	UTC	OPP
Scoring	253	209
Points per game	63.3	52.3
Scoring margin	+11.0	-
Field goals-att	96-230	74-213
Field goal pct	.417	.347
3 point fg-att	34-99	13-59
3-point FG pct	.343	.220
3-pt FG made per game	8.5	3.3
Free throws-att	27-42	48-74
Free throw pct	.643	.649
F-Throws made per game	6.8	12.0
Rebounds	139	140
Rebounds per game	34.8	35.0
Rebounding margin	-0.3	-
Assists	52	27
Assists per game	13.0	6.8
Turnovers	78	87
Turnovers per game	19.5	21.8
Turnover margin	+2.3	-
Assist/turnover ratio	0.7	0.3
Steals	42	37
Steals per game	10.5	9.3
Blocks	13	17
Blocks per game	3.3	4.3
Winning streak	0	-
Home win streak	0	-
Attendance	3729	92
Home games-Avg/Game	3-1243	1-92
Neutral site-Avg/Game	-	0-0

## Team Results

Date	Opponent		Score	Att.
11/04/2024	Shorter	W	66-49	1374
11/07/2024	Tennessee Tech	L	46-48	1120
11/11/2024	at N.C. Central	W	75-36	92
11/14/2024	Troy	L	66-76	1235

			Total		3-Pointers		Free throws		Rebounds											
Opponent	Date	Score		FG-FGA	PCT	3FG-3FGA	PCT	FT-FTA	PCT	OFF	DEF	TOT	AVG	PF	A	TO	BLK	STL	PTS	AVG
Shorter	11/04/2024	66-49	W	25-60	.417	9-30	.300	7-12	.583	15	25	40	40.0	13	15	18	1	8	66	66.0
Tennessee Tech	11/07/2024	46-48	L	18-50	.360	4-19	.211	6-10	.600	6	18	24	32.0	21	7	21	6	17	46	56.0
at N.C. Central	11/11/2024	75-36	W	30-51	.588	9-15	.600	6-11	.545	6	31	37	33.7	15	19	22	3	9	75	62.3
Troy	11/14/2024	66-76	L	23-69	.333	12-35	.343	8-9	.889	14	24	38	34.8	19	11	17	3	8	66	63.3
Total		253		96-230	.417	34-99	.343	27-42	.643	41	98	139	34.8	68	52	78	13	42	253	63.3
Opponents		209		74-213	.347	13-59	.220	48-74	.649	47	93	140	35.0	71	27	87	17	37	209	52.3

Chattanooga Averages

Games Played	Points/ game	FG Pct	3FG Pct	FT Pct	Rebounds/ game	Assists/ game	Turnovers/ game	Assist/Turnover ratio	Steals/ game	Blocks/ game
4	63.3	41.7	34.3	64.3	34.8	13.0	19.5	0.7	10.5	3.3



2024-25 Chattanooga Women's Basketball  
Opponents Game-by-Game  
All games

Page 1/1  
as of Nov 15, 2024

				Total		3-Pointers		Free throws		Rebounds											
Opponent	Date	Score		FG-FGA	PCT	3FG-3FGA	PCT	FT-FTA	PCT	OFF	DEF	TOT	AVG	PF	A	TO	BLK	STL	PTS	AVG	
Shorter	11/04/2024	66-49	W	18-44	.409	7-16	.438	6-12	.500	2	21	23	23.0	20	11	19	4	7	49	49.0	
Tennessee Tech	11/07/2024	46-48	L	17-49	.347	2-10	.200	12-21	.571	16	26	42	32.5	17	6	29	5	12	48	48.5	
at N.C. Central	11/11/2024	75-36	W	11-53	.208	2-13	.154	12-21	.571	14	17	31	32.0	16	1	24	2	12	36	44.3	
Troy	11/14/2024	66-76	L	28-67	.418	2-20	.100	18-20	.900	15	29	44	35.0	18	9	15	6	6	76	52.3	
Total		209		74-213	.347	13-59	.220	48-74	.649	47	93	140	35.0	71	27	87	17	37	209	52.3	
Chattanooga		253		96-230	.417	34-99	.343	27-42	.643	41	98	139	34.8	68	52	78	13	42	253	63.3	

Opponents Averages

Games Played	Points/game	FG Pct	3FG Pct	FT Pct	Rebounds/game	Assists/game	Turnovers/game	Assist/Turnover ratio	Steals/game	Blocks/game
4	52.3	34.7	22.0	64.9	35.0	6.8	21.8	0.3	9.3	4.3

Game Records

Record	Overall	Home	Away	Neutral
ALL GAMES	0-0	0-0	0-0	0-0
CONFERENCE	0-0	0-0	0-0	0-0
NON-CONFERENCE	0-0	0-0	0-0	0-0

Score by Periods

Team	1st	2nd	3rd	4th	OT	TOT
Chattanooga	0	0	0	0	0	0
Opponents	0	0	0	0	0	0

Team Box Score

No.	Player				Total		3-Point		F-Throw		Rebounds															
		GP	GS	MIN	AVG	FG	FGA	FG%	3FG	3FGA	3FG%	FT	FTA	FT%	OFF	DEF	TOT	AVG	PF	DQ	A	TO	BLK	STL	PTS	AVG
Team																										
Total		0		0		0-0		.000	0-0		.000	0-0		.000	0	0	0	0.0	0	0	0	0	0	0	0	0.0
Opponents		0		0		0-0		.000	0-0		.000	0-0		.000	0	0	0	0.0	0	0	0	0	0	0	0	0.0

Team Statistics

	UTC	OPP
Scoring	0	0
Points per game	0.0	0.0
Scoring margin	0.0	-
Field goals-att	0-0	0-0
Field goal pct	.000	.000
3 point fg-att	0-0	0-0
3-point FG pct	.000	.000
3-pt FG made per game	0.0	0.0
Free throws-att	0-0	0-0
Free throw pct	.000	.000
F-Throws made per game	0.0	0.0
Rebounds	0	0
Rebounds per game	0.0	0.0
Rebounding margin	0.0	-
Assists	0	0
Assists per game	0.0	0.0
Turnovers	0	0
Turnovers per game	0.0	0.0
Turnover margin	0.0	-
Assist/turnover ratio	0.0	0.0
Steals	0	0
Steals per game	0.0	0.0
Blocks	0	0
Blocks per game	0.0	0.0
Winning streak	0	-
Home win streak	0	-
Attendance	0	0
Home games-Avg/Game	0-0	0-0
Neutral site-Avg/Game	-	0-0

Team Results

Date	Opponent	Score	Att.
------	----------	-------	------



Chattanooga/Opponent Team Game Highs (2024-25)				
Chattanooga		Category		Opponent
75	NC Central (11/11)	Points	Troy (11/14)	76
66	Troy (11/14)		Shorter (11/04)	49
66	Shorter (11/04)		Tennessee Tech (11/07)	48
30	NC Central (11/11)	FG Made	Troy (11/14)	28
25	Shorter (11/04)		Shorter (11/04)	18
23	Troy (11/14)		Tennessee Tech (11/07)	17
69	Troy (11/14)	FG Attempted	Troy (11/14)	67
60	Shorter (11/04)		NC Central (11/11)	53
51	NC Central (11/11)		Tennessee Tech (11/07)	49
.588 (30-51)	NC Central (11/11)	FG Percentage	Troy (11/14)	.418 (28-67)
.417 (25-60)	Shorter (11/04)		Shorter (11/04)	.409 (18-44)
			Tennessee Tech (11/07)	.347 (17-49)
12	Troy (11/14)	3FG Made	Shorter (11/04)	7
9	NC Central (11/11)		Troy (11/14)	2
9	Shorter (11/04)		NC Central (11/11)	2
			Tennessee Tech (11/07)	2
35	Troy (11/14)	3FG Attempted	Troy (11/14)	20
30	Shorter (11/04)		Shorter (11/04)	16
19	Tennessee Tech (11/07)		NC Central (11/11)	13
.600 (9-15)	NC Central (11/11)	3FG Percentage	Shorter (11/04)	.438 (7-16)
.343 (12-35)	Troy (11/14)		Tennessee Tech (11/07)	.200 (2-10)
.300 (9-30)	Shorter (11/04)			
8	Troy (11/14)	FT Made	Troy (11/14)	18
7	Shorter (11/04)		NC Central (11/11)	12
6	NC Central (11/11)		Tennessee Tech (11/07)	12
6	Tennessee Tech (11/07)			
12	Shorter (11/04)	FT Attempted	NC Central (11/11)	21
11	NC Central (11/11)		Tennessee Tech (11/07)	21
10	Tennessee Tech (11/07)		Troy (11/14)	20
.889 (8-9)	Troy (11/14)	FT Percentage	Troy (11/14)	.900 (18-20)
.600 (6-10)	Tennessee Tech (11/07)		NC Central (11/11)	.571 (12-21)
.583 (7-12)	Shorter (11/04)		Tennessee Tech (11/07)	.571 (12-21)
40	Shorter (11/04)	Rebounds	Troy (11/14)	44
38	Troy (11/14)		Tennessee Tech (11/07)	42
37	NC Central (11/11)		NC Central (11/11)	31
19	NC Central (11/11)	Assists	Shorter (11/04)	11
15	Shorter (11/04)		Troy (11/14)	9
11	Troy (11/14)		Tennessee Tech (11/07)	6
17	Tennessee Tech (11/07)	Steals	NC Central (11/11)	12
9	NC Central (11/11)		Tennessee Tech (11/07)	12
8	Troy (11/14)		Shorter (11/04)	7
8	Shorter (11/04)			
6	Tennessee Tech (11/07)	Blocked Shots	Troy (11/14)	6
3	Troy (11/14)		Tennessee Tech (11/07)	5
3	NC Central (11/11)		Shorter (11/04)	4
22	NC Central (11/11)	Turnovers	Tennessee Tech (11/07)	29
21	Tennessee Tech (11/07)		NC Central (11/11)	24
18	Shorter (11/04)		Shorter (11/04)	19



Chattanooga/Opponent Team Game Lows (2024-25)				
Chattanooga		Category		Opponent
46	Tennessee Tech (11/07)	Points	NC Central (11/11)	36
66	Troy (11/14)		Tennessee Tech (11/07)	48
66	Shorter (11/04)		Shorter (11/04)	49
18	Tennessee Tech (11/07)	FG Made	NC Central (11/11)	11
23	Troy (11/14)		Tennessee Tech (11/07)	17
25	Shorter (11/04)		Shorter (11/04)	18
50	Tennessee Tech (11/07)	FG Attempted	Shorter (11/04)	44
51	NC Central (11/11)		Tennessee Tech (11/07)	49
60	Shorter (11/04)			
.333 (23-69)	Troy (11/14)	FG Percentage	NC Central (11/11)	.208 (11-53)
.360 (18-50)	Tennessee Tech (11/07)		Tennessee Tech (11/07)	.347 (17-49)
.417 (25-60)	Shorter (11/04)		Shorter (11/04)	.409 (18-44)
4	Tennessee Tech (11/07)	3FG Made	Troy (11/14)	2
9	NC Central (11/11)		NC Central (11/11)	2
9	Shorter (11/04)		Tennessee Tech (11/07)	2
15	NC Central (11/11)	3FG Attempted	Tennessee Tech (11/07)	10
19	Tennessee Tech (11/07)		NC Central (11/11)	13
30	Shorter (11/04)		Shorter (11/04)	16
.211 (4-19)	Tennessee Tech (11/07)	3FG Percentage	Troy (11/14)	.100 (2-20)
.300 (9-30)	Shorter (11/04)		NC Central (11/11)	.154 (2-13)
			Tennessee Tech (11/07)	.200 (2-10)
6	NC Central (11/11)	FT Made	Shorter (11/04)	6
6	Tennessee Tech (11/07)		NC Central (11/11)	12
7	Shorter (11/04)		Tennessee Tech (11/07)	12
9	Troy (11/14)	FT Attempted	Shorter (11/04)	12
10	Tennessee Tech (11/07)		Troy (11/14)	20
11	NC Central (11/11)			
.545 (6-11)	NC Central (11/11)	FT Percentage	Shorter (11/04)	.500 (6-12)
.583 (7-12)	Shorter (11/04)		NC Central (11/11)	.571 (12-21)
.600 (6-10)	Tennessee Tech (11/07)		Tennessee Tech (11/07)	.571 (12-21)
24	Tennessee Tech (11/07)	Rebounds	Shorter (11/04)	23
37	NC Central (11/11)		NC Central (11/11)	31
38	Troy (11/14)		Tennessee Tech (11/07)	42
7	Tennessee Tech (11/07)	Assists	NC Central (11/11)	1
11	Troy (11/14)		Tennessee Tech (11/07)	6
			Troy (11/14)	9
8	Troy (11/14)	Steals	Troy (11/14)	6
8	Shorter (11/04)		Shorter (11/04)	7
9	NC Central (11/11)			
1	Shorter (11/04)	Blocked Shots	NC Central (11/11)	2
3	Troy (11/14)		Shorter (11/04)	4
3	NC Central (11/11)		Tennessee Tech (11/07)	5
17	Troy (11/14)	Turnovers	Troy (11/14)	15
18	Shorter (11/04)		Shorter (11/04)	19
21	Tennessee Tech (11/07)		NC Central (11/11)	24
13	Shorter (11/04)	Fouls	NC Central (11/11)	16
15	NC Central (11/11)		Tennessee Tech (11/07)	17
19	Troy (11/14)		Troy (11/14)	18



Chattanooga	Player Game Highs	Category	Player Game Highs	Opponent
16 15 13 12 12	Karsen Murphy vs. Shorter (11/04) Caia Elsaldez vs. Troy (11/14) Sigrun Olafsdottir vs. Troy (11/14) Gianna Corbitt at NC Central (11/11) Brooke Anya vs. Tennessee Tech (11/07)	Points	Zay Dyer, Troy (11/14) Derric McCall, Shorter (11/04) Tori Smiley, Shorter (11/04) Anna Walker, Tennessee Tech (11/07)	24 17 15 14
6 6 5 5	Caia Elsaldez vs. Troy (11/14) Karsen Murphy vs. Shorter (11/04) Brooke Anya vs. Tennessee Tech (11/07) Caia Elsaldez vs. Shorter (11/04)	FG Made	Zay Dyer, Troy (11/14) Tori Smiley, Shorter (11/04)	10 6
12 12 11 11	Caia Elsaldez vs. Troy (11/14) Ava Card vs. Troy (11/14) Caia Elsaldez vs. Shorter (11/04) Sigrun Olafsdottir vs. Shorter (11/04)	FG Attempted	Zay Dyer, Troy (11/14) Kyla Bryant, NC Central (11/11) Morgan Callahan, NC Central (11/11)	20 19 13
.833 (5-6) .667 (4-6) .667 (4-6) .667 (4-6) .667 (4-6)	Brooke Anya vs. Tennessee Tech (11/07) Gianna Corbitt vs. Tennessee Tech (11/07) Gianna Corbitt at NC Central (11/11) Sigrun Olafsdottir at NC Central (11/11) Caia Elsaldez at NC Central (11/11)	FG Percentage	Shaulana Wagner, Troy (11/14) Amya Patterson, Shorter (11/04) Zay Dyer, Troy (11/14) Tori Smiley, Shorter (11/04)	.714 (5-7) .571 (4-7) .500 (10-20) .500 (6-12)
4 4 3 3	Sigrun Olafsdottir vs. Troy (11/14) Karsen Murphy vs. Shorter (11/04) Izzy McPherson vs. Troy (11/14) Sigrun Olafsdottir vs. Shorter (11/04)	3FG Made	Derrica McCall, Shorter (11/04) Kyla Bryant, NC Central (11/11) Tori Smiley, Shorter (11/04)	4 2 2
10 7 7 7 7	Sigrun Olafsdottir vs. Shorter (11/04) Sigrun Olafsdottir vs. Troy (11/14) Izzy McPherson vs. Troy (11/14) Karsen Murphy vs. Tennessee Tech (11/07) Karsen Murphy vs. Shorter (11/04)	3FG Attempted	Emani Jenkins, Troy (11/14) Kyla Bryant, NC Central (11/11) Derrica McCall, Shorter (11/04) Tori Smiley, Shorter (11/04)	7 6 6 5
1.000 (2-2) 1.000 (2-2)	Gianna Corbitt at NC Central (11/11) Sigrun Olafsdottir at NC Central (11/11)	3FG Percentage	Derrica McCall, Shorter (11/04) Tori Smiley, Shorter (11/04)	.667 (4-6) .400 (2-5)
2 2 2 2	Caia Elsaldez vs. Troy (11/14) Frode Flos van der Schans vs. Troy (11/14) Brooke Anya vs. Troy (11/14) Seven others tied	FT Made	Ashley Baez, Troy (11/14) Anna Walker, Tennessee Tech (11/07) Morgan Callahan, NC Central (11/11)	10 4 4
5 4 4 4 4	Brooke Anya vs. Shorter (11/04) Gianna Corbitt at NC Central (11/11) Brooke Anya vs. Tennessee Tech (11/07) Caia Elsaldez vs. Tennessee Tech (11/07) Takia Davis vs. Shorter (11/04)	FT Attempted	Ashley Baez, Troy (11/14) Morgan Callahan, NC Central (11/11) Taris Thornton, Tenn Tech (11/07)	10 9 5
1.000 (2-2) 1.000 (2-2) 1.000 (2-2) 1.000 (2-2)	Caia Elsaldez vs. Troy (11/14) Frode Flos van der Schans vs. Troy (11/14) Brooke Anya vs. Troy (11/14) Two others tied	FT Percentage	Ashley Baez, Troy (11/14) Anna Walker, Tennessee Tech (11/07)	1.000 (10-10) 1.000 (4-4)
11 9 8	Gianna Corbitt vs. Shorter (11/04) Sigrun Olafsdottir vs. Troy (11/14) Sigrun Olafsdottir at NC Central (11/11)	Rebounds	Anna Walker, Tennessee Tech (11/07) Zay Dyer, Troy (11/14) Fortuna Ngnawo, Troy (11/14)	13 12 12
8 5 4 4	Sigrun Olafsdottir at NC Central (11/11) Caia Elsaldez at NC Central (11/11) Caia Elsaldez vs. Troy (11/14) Sigrun Olafsdottir vs. Shorter (11/04)	Assists	Shaulana Wagner, Troy (11/14) Tiara Lewis, Shorter (11/04) Chloe Larry, Tennessee Tech (11/07) Derrica McCall, Shorter (11/04)	5 4 3 3
5 5	Sigrun Olafsdottir vs. Troy (11/14) Gianna Corbitt vs. Tennessee Tech (11/07)	Steals	Reghan Grimes, Tenn Tech (11/07) Peyton Carter, Tenn Tech (11/07) Tori Smiley, Shorter (11/04)	5 3 3
2 2	Karsen Murphy vs. Troy (11/14) Takia Davis at NC Central (11/11)	Blocked Shots	Brianna Jackson, Troy (11/14) Amya Patterson, Shorter (11/04)	4 3
5 5 5	Karsen Murphy vs. Tennessee Tech (11/07) Gianna Corbitt at NC Central (11/11) Caia Elsaldez at NC Central (11/11)	Turnovers	Taris Thornton, Tenn Tech (11/07) Zay Dyer, Troy (11/14) Kyla Bryant, NC Central (11/11) Peyton Carter, Tenn Tech (11/07) Keeley Carter, Tenn Tech (11/07)	6 5 5 5 5



### Game-by-Game Leaders

Date	Opponent	Score	Points	Rebounds	Assists	Steals	Blocks
11/04/24	vs. Shorter	W, 66-49	16 - Murphy	11 - Corbitt	4 - Olafsdottir	3 - Elisaldez	1 - McPherson
11/07/24	vs. Tennessee Tech	L, 46-48	12 - Anya	4 - Anya/Corbitt/Olafsdottir	3 - Olafsdottir	5 - Corbitt	1 - Murphy/Olafsdottir/Davis/Anya/McPherson/Farrell
11/11/24	at NC Central	W, 75-36	12 - Corbitt	8 - Olafsdottir	8 - Olafsdottir	3 - Olafsdottir	2 - Davis
11/14/24	vs. Troy	L, 66-76	15 - Elisaldez	9 - Olafsdottir	4 - Elisaldez	5 - Olafsdottir	2 - Murphy
11/17/24	at Mississippi State						
11/20/24	vs. King						
11/25/24	vs. Lipscomb						
11/29/24	vs. Penn						
11/30/24	at FGCU						
12/08/24	vs. Kennesaw State						
12/12/24	at Bellarmine						
12/15/24	at Nebraska						
12/21/24	Salem						
01/09/25	at Western Carolina						
01/11/25	at UNCG						
01/16/25	vs. Samford						
01/18/25	vs. Mercer						
01/25/24	vs. ETSU						
01/30/25	at Wofford						
02/01/25	at Furman						
02/06/25	vs. UNCG						
02/08/25	vs. Western Carolina						
02/13/25	at Mercer						
02/15/25	at Samford						
02/22/25	at ETSU						
02/27/25	vs. Furman						
03/01/25	vs. Wofford						



### McKenzie Arena Records

Team	UTC	Opponent
Points in a game	104 vs. Wofford, 12/10/2005	97, Tennessee, 11/21/2001
Margin of victory	58 vs. Alabama A&M, 12/6/2008	48, Connecticut, 11/30/2015
Field Goals	40 vs. Georgia Southern, 11/27/1989	38, Georgia Tech, 12/31/1989
Field Goal Atts	81 vs. College of Charleston, 1/21/2006	79, Ole Miss, 12/5/2003
Field Goal Pct	.660 vs. Marshall 2/11/1995	.596, Furman, 2/15/1986
3-FG Made	16 vs. Georgia Southern, 12/4/2010	15, North Alabama, 12/18/2021
3-FG Atts	38 vs. Louisville, 11/24/2007	34, North Alabama, 12/18/2021
3-FG Pct	.667 (2) last vs. Georgia Southern, 12/4/2010	
Free Throws	30 (2) last vs. Appalachian State, 2/16/2004	30, Davidson, 1/23/1999
Free Throw Atts	45 vs. Western Carolina, 2/22/1996	43, Tennessee, 11/21/2008
Free Throw Pct	1.000 (2) vs. ETSU, 1/20/2024	1.000 (2) last Samford, 2/4/17
Rebounds	59 vs. Appalachian State, 1/27/2001	56, Missouri, 1/5/1987
Assists	29 vs. Georgia Southern, 11/27/1989	24, Furman, 2/15/1986
Turnovers	31 vs. Dartmouth, 11/23/1997	33, Cornell, 11/22/1997
Blocked Shots	11 vs. East Tennessee State, 1/14/17	10 (2) last, St. Joseph's, 12/2/2006
Steals	24 vs. Western Carolina, 2/10/2001	20 (2) last, Louisville, 11/24/2007
Personal Fouls	30 vs. Tennessee, 11/21/2008	31, Western Carolina, 2/22/1996

Individual	UTC	Opponent
Points	40, Whitney Hood vs. Wofford, 1/2/2011	38, Renee Kelly, Missouri, 1/5/1987
Field Goals	15 (2), last Whitney Hood vs. Wofford, 1/2/11	17, Renee Kelly, Missouri, 1/5/987
Field Goal Atts	32, Whitney Hood vs. Wofford, 1/2/2011	27, Chrissy Givens, MTSU, 11/18/2005
Field Goal Pct	7-7 (2) last Bria Dial vs. Wofford, 01/16/2020	9-9, T. Gernett, Ga. Tech, 12/31/1989
3-FG Made	6 (8) last, Kayla Christopher vs. Furman, 1/4/2011	7, Julia Strachan, UNA, 12/18/21
3-FG Atts	15, Brooke Hand vs. Louisville, 11/24/2007	13, Erin Thurman, ETSU, 2/9/2000
3-FG Pct	5-5 (2), last Dena Jarrells vs. UNCG, 1/22/2022	4-4 Macey Turley, Murray State, 11/19/2021
Free Throws	15, Shanara Hollinquest vs. Davidson, 1/17/2009	11 (3) last Jackie Smith, Furman, 2/23/2000
Free Throw Atts	17, Shanara Hollinquest vs. Davidson, 1/17/2009	16, DeShawne Blocker, ETSU, 2/13/1995
Free Throw Pct	10-10 (2) last Shanara Hollinquest vs. UNCG, 2/1/2010	10-10, (2) last Zay Dyer, Troy, 11/14/2024
Rebounds	20, Jasmine Joyner vs. Villanova, 11/14/2014	19, Mahogany Williams, Wofford, 3/5/11
Assists	13 Amy Wales vs. Columbus, 1/7/1991	12, Raven Dean, ETSU, 1/14/17
Blocked Shots	9 Jasmine Joyner vs. ETSU, 1/14/2017	6 (5) Brianna Turner, Notre Dame, 12/27/2016
Steals	6 (2), Sigrun Olafsdottir vs. W.Carolina, 1/28/2023	10, Angel McCoughtry, Louisville, 11/24/2007

### McKenzie Arena Miscellaneous Records

First game	December 3, 1983: Chattanooga 74, Tennessee Tech 66
100th game	December 18, 2003: Chattanooga 68, UNC Greensboro 57
First win	December 3, 1983: Chattanooga 74, Tennessee Tech 66
100th win	December 4, 2005: Chattanooga 72, Auburn 59
Win-Loss	290-92 (.759)
Largest attendance	10,051 vs. Tennessee, Nov. 19, 2004
Largest average attendance	2,550, 2012-13
Most wins in a season	14, 2003-04, 2015-16
Most losses in a season	10, 2021-22
Most consecutive wins	39, November 11, 2011 - November 14, 2014
Most consecutive losses	7, Feb. 21, 2021 - Feb. 12, 2022
Most consecutive league wins	50, December 19, 2011 - 2014
Most consecutive league losses	4, Feb. 3, 2022 - Feb. 24, 2022

### Top Attendance Records

Date	Opponent	Attendance
11/19/04	Tennessee	10,051
11/16/01	Tennessee	9,113
11/09/12	Tennessee	8,468
03/22/04	Vanderbilt	7,541
11/21/08	Tennessee	7,008
03/20/04	Rutgers	6,391
11/30/15	UConn	6,104
02/25/17	Wofford	5,932
02/04/17	Samford	5,449
01/27/18	Mercer	4,778
01/21/17	UNCG	4,644
01/21/06	College of Charleston	4,512
01/06/18	Western Carolina	4,444
02/10/18	ETSU	4,380
02/02/17	Mercer	4,356
02/17/18	Wofford	4,235
11/26/14	Tennessee	4,160
11/22/02	Georgia	4,073
11/19/09	Georgia	4,004
01/25/14	Samford	3,854
01/04/18	UNCG	3,844
12/02/17	UT Martin	3,676
12/10/17	Virginia Tech	3,676
03/18/00	Georgia Tech	3,544
12/27/16	Notre Dame	3,388

### Year-by-Year Records

**All-Time Record: 290-92 (.759) 41 years**

<b>Sharon Fanning.....7-5 (.583)</b>	2008-09..... 13-4
1983-84..... 3-0	2009-10..... 12-2
1984-85..... 2-1	2010-11..... 9-6
1985-86..... 2-2	2011-12..... 13-0
1986-87..... 0-2	2012-13..... 13-0
<b>Craig Parrott.....17-8 (.680)</b>	<b>Jim Foster.....55-10 (.846)</b>
1987-88..... 1-1	2013-14..... 12-0
1988-89..... 0-1	2014-15..... 13-1
1989-90..... 3-1	2015-16..... 14-1
1990-91..... 3-0	2016-17..... 8-4
1991-92..... 0-1	2017-18..... 8-4
1992-93..... 2-0	
1993-94..... 2-0	<b>Katie Burrows.....23-29 (.442)</b>
1994-95..... 2-2	2018-19..... 8-6
1995-96..... 2-2	2019-20..... 6-7
1996-97..... none	2020-21..... 6-5
1997-98..... 2-0	2021-22..... 3-11
<b>Wes Moore.....167-31 (.843)</b>	<b>Shawn Poppie.....20-7 (.741)</b>
1998-99..... 3-5	2022-23..... 8-5
1999-00*..... 11-3	2023-24..... 12-2
2000-01..... 12-0	
2001-02..... 9-2	<b>Deandra Schirmer...1-2 (.333)</b>
2002-03..... 11-2	2024-25..... 1-2
2003-04..... 14-1	
2004-05..... 12-2	
2005-06..... 12-0	
2006-07..... 10-3	
2007-08..... 13-1	

\* began playing full-time in the Roundhouse.



2

**Jade Moore**

5-7 • Senior • Guard  
St. Louis, Missouri  
Whitfield HS/North Alabama



3

**Takia Davis**

6-2 • Senior • Forward/Center  
Calhoun, Georgia  
Calhoun County HS/USC Upstate

GP-GS	MPG	FG%	3FG%	FT%	RPG	APG	TO/G	SPG	BPG	PPG
0-0	0.0	.000	.000	.000	0.0	0.0	0.0	0.0	0.0	0.0

Date	OPP	Min	FG	3FG	FT	O-D-R	PF	A	TO	B	S	PTS
N04	SHORT	DNP										
N07	TTU	DNP										
N11	NCCU	DNP										
N14	TROY	DNP										
N17	MSU											
N20	KING											
N25	LIPS											
N29	PENN											
N30	FGCU											
D08	KSU											
D12	BELL											
D15	NEB											
D21	SALEM											
J09	WCU											
J11	UNCG											
J16	SAM											
J18	MER											
J25	ETSU											
J30	WOF											
F01	FUR											
F06	UNCG											
F08	WCU											
F13	MER											
F15	SAM											
F22	ETSU											
F27	FUR											
M01	WOF											

**TOTAL** 0 0-0 0-0 0-0 0-0 0-0-0 0 0 0 0 0 0

Category	Season	Career
Points	N/A	19 (2) last @ Ohio State ..... 11/27/22*
Rebounds	N/A	10 v. Blackburn ..... 11/09/21*
Assists	N/A	4 v. Bellarmine ..... 02/22/21*
Steals	N/A	2 (7) last v. Bellarmine ..... 01/05/23*
Blocks	N/A	2 v. Freed-Hardeman ..... 11/29/21*
Minutes	N/A	40 (2) last @ Jacksonville ..... 03/01/23*
FGs	N/A	7 (3) last v. Christian Brothers ..... 11/07/22*
3FGs	N/A	6 v. Georgia State ..... 11/20/21*
FTs	N/A	8 v. FGCU ..... 02/07/21*

GP-GS	MPG	FG%	3FG%	FT%	RPG	APG	TO/G	SPG	BPG	PPG
75-43	23.6	.392	.359	.780	2.9	1.0	1.0	0.4	0.2	8.0

Year	GP-S	Min	FG	3FG	FT	O-D-R	PF	A	TO	B	S	PTS
20-21*	16-3	187	13-49	12-42	10-11	4-13-17	10	9	8	3	5	48
21-22*	29-11	705	84-217	52-158	15-20	29-70-99	53	26	39	5	16	235
22-23*	30-29	881	107-254	84-212	21-28	23-79-102	56	36	31	3	10	319
24-25	0-0	0	0-0	0-0	0-0	0-0-0	0	0	0	0	0	0
<b>Total</b>	<b>75-43</b>	<b>1773</b>	<b>204-520</b>	<b>148-412</b>	<b>46-59</b>	<b>56-162-218</b>	<b>119</b>	<b>71</b>	<b>78</b>	<b>11</b>	<b>31</b>	<b>602</b>

\*North Alabama

GP-GS	MPG	FG%	3FG%	FT%	RPG	APG	TO/G	SPG	BPG	PPG
4-4	16.0	.313	.000	.500	3.0	0.3	1.3	0.3	0.8	3.3

Date	OPP	Min	FG	3FG	FT	O-D-R	PF	A	TO	B	S	PTS
N04	SHORT	26	2-6	0-0	2-4	4-3-7	2	0	2	0	0	6
N07	TTU	12	0-3	0-0	0-0	0-2-2	4	1	1	1	1	0
N11	NCCU	16	2-5	0-0	1-2	0-3-3	1	0	2	2	0	5
N14	TROY	10	1-2	0-0	0-0	0-0-0	3	0	0	0	0	2
N17	MSU											
N20	KING											
N25	LIPS											
N29	PENN											
N30	FGCU											
D08	KSU											
D12	BELL											
D15	NEB											
D21	SALEM											
J09	WCU											
J11	UNCG											
J16	SAM											
J18	MER											
J25	ETSU											
J30	WOF											
F01	FUR											
F06	UNCG											
F08	WCU											
F13	MER											
F15	SAM											
F22	ETSU											
F27	FUR											
M01	WOF											

**TOTAL** 64 5-16 0-0 3-6 4-8-12 10 1 5 3 1 13

Category	Season	Career
Points	6 v. Shorter ..... 11/04/24	11 v. Columbia Int'l ..... 11/19/21*
Rebounds	7 v. Shorter ..... 11/04/24	8 v. Columbia Int'l ..... 11/19/21*
Assists	1 v. Tennessee Tech ..... 11/07/24	3 (2) last at Samford ..... 02/11/23
Steals	1 v. Tennessee Tech ..... 11/07/24	2 (3) last v. Young Harris ..... 11/07/22
Blocks	2 at NC Central ..... 11/11/24	2 (3) last at NC Central ..... 11/11/24
Minutes	26 v. Shorter ..... 11/04/24	26 v. Shorter ..... 11/04/24
FGs	2 (2) last at NC Central 11/11/24	5 at NC A&T ..... 02/26/22*
3FGs	N/A	N/A
FTs	2 v. Shorter ..... 11/04/24	4 v. UVA Wise ..... 11/18/23

GP-GS	MPG	FG%	3FG%	FT%	RPG	APG	TO/G	SPG	BPG	PPG
73-6	7.4	.533	.000	.600	1.4	0.2	0.7	0.2	0.2	2.1

Year	GP-S	Min	FG	3FG	FT	O-D-R	PF	A	TO	B	S	PTS
21-22*	21-0	156	27-46	0-0	11-22	30-17-47	36	8	17	8	9	65
22-23	27-2	196	18-33	0-1	5-7	13-14-27	21	4	17	3	2	41
23-24	21-0	126	14-25	0-0	8-10	9-10-19	22	2	11	1	1	36
24-25	4-4	64	5-16	0-0	3-6	4-8-12	10	1	5	3	1	13
<b>Total</b>	<b>73-6</b>	<b>542</b>	<b>64-120</b>	<b>0-1</b>	<b>27-45</b>	<b>56-49-105</b>	<b>89</b>	<b>15</b>	<b>50</b>	<b>15</b>	<b>13</b>	<b>155</b>

\*USC Upstate



4

### Masa Buzic

5-10 • Freshman • Guard  
Belgrade, Serbia  
ZKK Ras



5

### Sigrun Olafsdottir

5-9 • Senior • Guard  
Hafnarfjörður, Iceland  
Flensburg HS

GP-GS	MPG	FG%	3FG%	FT%	RPG	APG	TO/G	SPG	BPG	PPG
1-0	5.0	.500	.500	.000	0.0	1.0	0.0	1.0	0.0	5.0

Date	OPP	Min	FG	3FG	FT	O-D-R	PF	A	TO	B	S	PTS
N04	SHORT	DNP										
N07	TTU	DNP										
N11	NCCU	5	2-4	1-2	0-0	0-0-0	0	1	0	0	1	5
N14	TROY	DNP										
N17	MSU											
N20	KING											
N25	LIPS											
N29	PENN											
N30	FGCU											
D08	KSU											
D12	BELL											
D15	NEB											
D21	SALEM											
J09	WCU											
J11	UNCG											
J16	SAM											
J18	MER											
J25	ETSU											
J30	WOF											
F01	FUR											
F06	UNCG											
F08	WCU											
F13	MER											
F15	SAM											
F22	ETSU											
F27	FUR											
M01	WOF											

TOTAL 5 2-4 1-2 0-0 0-0-0 0 1 0 0 1 5

Category	Season	Career
Points	5 at NC Central ..... 11/11/24	5 at NC Central ..... 11/11/24
Rebounds	N/A	N/A
Assists	1 at NC Central ..... 11/11/24	1 at NC Central ..... 11/11/24
Steals	1 at NC Central ..... 11/11/24	1 at NC Central ..... 11/11/24
Blocks	N/A	N/A
Minutes	5 at NC Central ..... 11/11/24	5 at NC Central ..... 11/11/24
FGs	2 at NC Central ..... 11/11/24	2 at NC Central ..... 11/11/24
3FGs	1 at NC Central ..... 11/11/24	1 at NC Central ..... 11/11/24
FTs	N/A	N/A

GP-GS	MPG	FG%	3FG%	FT%	RPG	APG	TO/G	SPG	BPG	PPG
1-0	5.0	.500	.500	.000	0.0	1.0	0.0	1.0	0.0	5.0

Year	GP-S	Min	FG	3FG	FT	O-D-R	PF	A	TO	B	S	PTS
24-25	1-0	5	2-4	1-2	0-0	0-0-0	0	1	0	0	1	5
Total	1-0	5	2-4	1-2	0-0	0-0-0	0	1	0	0	1	5

GP-GS	MPG	FG%	3FG%	FT%	RPG	APG	TO/G	SPG	BPG	PPG
4-4	37.5	.364	.435	.750	6.3	4.5	1.3	2.8	0.3	9.3

Date	OPP	Min	FG	3FG	FT	O-D-R	PF	A	TO	B	S	PTS
N04	SHORT	35	3-11	3-10	2-2	2-2-4	3	4	1	0	1	11
N07	TTU	38	1-7	1-4	0-0	0-4-4	2	3	1	1	2	3
N11	NCCU	37	4-6	2-2	0-0	0-8-8	1	8	2	0	3	10
N14	TROY	40	4-9	4-7	1-2	3-6-9	2	3	1	0	5	13
N17	MSU											
N20	KING											
N25	LIPS											
N29	PENN											
N30	FGCU											
D08	KSU											
D12	BELL											
D15	NEB											
D21	SALEM											
J09	WCU											
J11	UNCG											
J16	SAM											
J18	MER											
J25	ETSU											
J30	WOF											
F01	FUR											
F06	UNCG											
F08	WCU											
F13	MER											
F15	SAM											
F22	ETSU											
F27	FUR											
M01	WOF											

TOTAL 150 12-33 10-23 3-4 5-20-25 8 18 5 1 11 37

Category	Season	Career
Points	13 v. Troy ..... 11/14/24	16 (2) last v. ETSU ..... 01/20/24
Rebounds	9 v. Troy ..... 11/14/24	9 (3) last v. Troy ..... 11/14/24
Assists	8 at NC Central ..... 11/11/24	8 (2) last at NC Central ..... 11/11/24
Steals	5 v. Troy ..... 11/14/24	6 (2) last at Western Carolina ..... 02/23/23
Blocks	1 v. Tennessee Tech ..... 11/07/24	1 (9) last v. Tennessee Tech ..... 11/07/24
Minutes	40 v. Troy ..... 11/14/24	49 at Furman ..... 01/21/23
FGs	4 (2) last v. Troy ..... 11/14/24	6 (4) last v. Western Carolina ..... 03/07/24
3FGs	4 v. Troy ..... 11/14/24	4 (3) last v. Troy ..... 11/14/24
FTs	2 v. Shorter ..... 11/04/24	5 v. North Alabama ..... 12/18/21

GP-GS	MPG	FG%	3FG%	FT%	RPG	APG	TO/G	SPG	BPG	PPG
124-121	31.6	.408	.304	.726	3.1	2.1	1.7	1.2	0.1	6.0

Year	GP-S	Min	FG	3FG	FT	O-D-R	PF	A	TO	B	S	PTS
20-21	24-24	680	50-129	13-58	19-24	14-62-76	50	62	52	1	23	132
21-22	30-30	965	82-197	14-67	18-28	35-96-131	70	86	66	0	33	196
22-23	33-30	1075	73-154	29-77	12-17	20-57-77	80	63	54	4	39	187
23-24	33-33	1045	70-191	40-124	9-11	13-58-71	76	29	36	3	36	189
24-25	4-4	150	12-33	10-23	3-4	5-20-25	8	18	5	1	11	37
Total	124-121	3915	287-704	106-349	61-84	87-293-380	284	261	213	9	142	741



10

**Izzy McPherson**

5-10 • Freshman • Guard/Forward  
Pleasant View, Tennessee  
Sycamore HS

GP-GS	MPG	FG%	3FG%	FT%	RPG	APG	TO/G	SPG	BPG	PPG
4-0	17.3	.435	.438	1.000	1.3	1.0	1.0	0.5	0.5	7.0

Date	OPP	Min	FG	3FG	FT	O-D-R	PF	A	TO	B	S	PTS
N04	SHORT	19	3-7	2-5	1-1	0-3-3	2	2	0	1	2	9
N07	TTU	21	2-4	1-3	0-0	0-1-1	2	0	1	1	0	5
N11	NCCU	10	2-4	1-1	0-0	0-1-1	1	2	1	0	0	5
N14	TROY	19	3-8	3-7	0-0	0-0-0	3	0	2	0	0	9
N17	MSU											
N20	KING											
N25	LIPS											
N29	PENN											
N30	FGCU											
D08	KSU											
D12	BELL											
D15	NEB											
D21	SALEM											
J09	WCU											
J11	UNCG											
J16	SAM											
J18	MER											
J25	ETSU											
J30	WOF											
F01	FUR											
F06	UNCG											
F08	WCU											
F13	MER											
F15	SAM											
F22	ETSU											
F27	FUR											
M01	WOF											

**TOTAL** 69 10-23 7-16 1-1 0-5-5 8 4 4 2 2 28

Category	Season	Career
Points	9 (2) last v. Troy ..... 11/14/24	9 (2) last v. Troy ..... 11/14/24
Rebounds	3 v. Shorter ..... 11/04/24	3 v. Shorter ..... 11/04/24
Assists	2 (2) last at NC Central ..... 11/11/24	2 (2) last at NC Central ..... 11/11/24
Steals	2 v. Shorter ..... 11/04/24	2 v. Shorter ..... 11/04/24
Blocks	1 (2) last v. Tenn Tech ..... 11/07/24	1 (2) last v. Tennessee Tech ..... 11/07/24
Minutes	21 v. Tennessee Tech ..... 11/07/24	21 v. Tennessee Tech ..... 11/07/24
FGs	3 (2) last v. Troy ..... 11/14/24	3 (2) last v. Troy ..... 11/14/24
3FGs	3 v. Troy ..... 11/14/24	3 v. Troy ..... 11/14/24
FTs	1 v. Shorter ..... 11/04/24	1 v. Shorter ..... 11/04/24

GP-GS	MPG	FG%	3FG%	FT%	RPG	APG	TO/G	SPG	BPG	PPG
4-0	17.3	.435	.438	1.000	1.3	1.0	1.0	0.5	0.5	7.0

Year	GP-S	Min	FG	3FG	FT	O-D-R	PF	A	TO	B	S	PTS
24-25	4-0	69	10-23	7-16	1-1	0-5-5	8	4	4	2	2	28
Total	4-0	69	10-23	7-16	1-1	0-5-5	8	4	4	2	2	28



11

**Caia Elisaldez**

5-5 • Sophomore • Guard  
Whittier, California  
Mater Dei HS

GP-GS	MPG	FG%	3FG%	FT%	RPG	APG	TO/G	SPG	BPG	PPG
4-4	33.5	.528	.125	.667	2.8	3.0	3.8	2.0	0.0	10.8

Date	OPP	Min	FG	3FG	FT	O-D-R	PF	A	TO	B	S	PTS
N04	SHORT	35	5-11	0-2	0-0	1-4-5	2	3	2	0	3	10
N07	TTU	33	4-7	0-0	2-4	1-1-2	3	2	4	0	4	10
N11	NCCU	30	4-6	0-1	0-0	0-1-1	4	5	5	0	0	8
N14	TROY	36	6-12	1-5	2-2	1-2-3	3	4	4	0	1	15
N17	MSU											
N20	KING											
N25	LIPS											
N29	PENN											
N30	FGCU											
D08	KSU											
D12	BELL											
D15	NEB											
D21	SALEM											
J09	WCU											
J11	UNCG											
J16	SAM											
J18	MER											
J25	ETSU											
J30	WOF											
F01	FUR											
F06	UNCG											
F08	WCU											
F13	MER											
F15	SAM											
F22	ETSU											
F27	FUR											
M01	WOF											

**TOTAL** 134 19-36 1-8 4-6 3-8-11 12 14 15 0 8 43

Category	Season	Career
Points	15 v. Troy ..... 11/14/24	15 (2) last v. Troy ..... 11/14/24
Rebounds	5 v. Shorter ..... 11/04/24	5 v. Shorter ..... 11/04/24
Assists	5 at NC Central ..... 11/11/24	8 v. Furman ..... 02/03/24
Steals	4 v. Tennessee Tech ..... 11/07/24	4 v. Tennessee Tech ..... 11/07/24
Blocks	N/A ..... 11/07/24	N/A ..... 11/07/24
Minutes	36 v. Troy ..... 11/14/24	36 v. Troy ..... 11/14/24
FGs	6 v. Troy ..... 11/14/24	6 v. Troy ..... 11/14/24
3FGs	1 v. Troy ..... 11/14/24	3 v. Wofford ..... 02/02/24
FTs	2 (2) last v. Troy ..... 11/14/24	5 at UNCG ..... 01/25/24

GP-GS	MPG	FG%	3FG%	FT%	RPG	APG	TO/G	SPG	BPG	PPG
37-7	19.8	.467	.447	.727	1.6	1.7	1.8	0.7	0.0	4.8

Year	GP-S	Min	FG	3FG	FT	O-D-R	PF	A	TO	B	S	PTS
23-24	33-3	600	45-101	16-30	28-38	9-39-48	57	49	52	0	19	134
24-25	4-4	134	19-36	1-8	4-6	3-8-11	12	14	15	0	8	43
Total	37-7	734	64-137	17-38	32-44	12-47-59	69	63	67	0	27	177



12

**Kalifa Ford**

5-10 • Grad Student • Guard/Forward  
Bono, Arkansas  
Brookland HS/Valdosta State



13

**Taylor Searcey**

5-8 • Senior • Guard  
Lincoln, Nebraska  
Lincoln East HS/Valdosta State

GP-GS	MPG	FG%	3FG%	FT%	RPG	APG	TO/G	SPG	BPG	PPG
0-0	0.0	.000	.000	.000	0.0	0.0	0.0	0.0	0.0	0.0

Date	OPP	Min	FG	3FG	FT	O-D-R	PF	A	TO	B	S	PTS
N04	SHORT	DNP										
N07	TTU	DNP										
N11	NCCU	DNP										
N14	TROY	DNP										
N17	MSU											
N20	KING											
N25	LIPS											
N29	PENN											
N30	FGCU											
D08	KSU											
D12	BELL											
D15	NEB											
D21	SALEM											
J09	WCU											
J11	UNCG											
J16	SAM											
J18	MER											
J25	ETSU											
J30	WOF											
F01	FUR											
F06	UNCG											
F08	WCU											
F13	MER											
F15	SAM											
F22	ETSU											
F27	FUR											
M01	WOF											

TOTAL	0	0-0	0-0	0-0	0-0	0-0-0	0	0	0	0	0	0
-------	---	-----	-----	-----	-----	-------	---	---	---	---	---	---

Category	Season	Career
Points	N/A	35 v. Ouachita Baptist..... 01/27/22#
Rebounds	N/A	17 v. Ouachita Baptist..... 01/27/22#
Assists	N/A	5 (4) last v. Shorter ..... 01/18/24*
Steals	N/A	6 @ Ouachita Baptist ..... 01/11/22#
Blocks	N/A	2 v. Ozark Christian..... 11/12/19#
Minutes	N/A	40 (2) last v. Ouachita Baptist..... 01/27/22#
FGs	N/A	11 (3) last v. Montevallo ..... 01/08/24*
3FGs	N/A	4 v. Miles ..... 03/15/24*
FTs	N/A	17 v. Ouachita Baptist..... 01/27/22#

GP-GS	MPG	FG%	3FG%	FT%	RPG	APG	TO/G	SPG	BPG	PPG
79-67	27.1	.480	.320	.772	6.9	1.8	2.2	1.5	0.3	15.7

Year	GP-S	Min	FG	3FG	FT	O-D-R	PF	A	TO	B	S	PTS
19-20#	10-10	326	69-134	6-25	43-56	34-59-93	32	28	39	7	17	187
20-21#	13-3	291	73-157	3-10	48-63	38-45-83	26	16	24	3	13	197
21-22#	25-25	695	152-320	12-32	118-155	74-154-228	54	45	63	4	33	434
23-24*	31-29	856	168-352	19-58	86-108	56-88-144	65	57	53	9	57	441
24-25	0-0	0	0-0	0-0	0-0	0-0-0	0	0	0	0	0	0
Total	79-x	2168	462-963	40-125	295-382	202-346-548	177	146	179	23	120	1259

\*Valdosta State  
#Oklahoma Baptist

GP-GS	MPG	FG%	3FG%	FT%	RPG	APG	TO/G	SPG	BPG	PPG
0-0	0.0	.000	.000	.000	0.0	0.0	0.0	0.0	0.0	0.0

Date	OPP	Min	FG	3FG	FT	O-D-R	PF	A	TO	B	S	PTS
N04	SHORT	DNP										
N07	TTU	DNP										
N11	NCCU	DNP										
N14	TROY	DNP										
N17	MSU											
N20	KING											
N25	LIPS											
N29	PENN											
N30	FGCU											
D08	KSU											
D12	BELL											
D15	NEB											
D21	SALEM											
J09	WCU											
J11	UNCG											
J16	SAM											
J18	MER											
J25	ETSU											
J30	WOF											
F01	FUR											
F06	UNCG											
F08	WCU											
F13	MER											
F15	SAM											
F22	ETSU											
F27	FUR											
M01	WOF											

TOTAL	0	0-0	0-0	0-0	0-0	0-0-0	0	0	0	0	0	0
-------	---	-----	-----	-----	-----	-------	---	---	---	---	---	---

Category	Season	Career
Points	N/A	24 (2) last @ Union (TN)..... 02/04/23*
Rebounds	N/A	14 v. Brewton-Parker..... 11/13/23*
Assists	N/A	8 (2) last @ AUM..... 02/24/24*
Steals	N/A	7 @ Mississippi College..... 11/28/22*
Blocks	N/A	2 v. West Georgia ..... 03/05/24*
Minutes	N/A	40 (2) last v. Delta State..... 01/21/23*
FGs	N/A	10 @ Union (TN) ..... 02/04/23*
3FGs	N/A	2 (3) last v. Lee..... 03/10/24*
FTs	N/A	10 @ Montevallo..... 01/02/23*

GP-GS	MPG	FG%	3FG%	FT%	RPG	APG	TO/G	SPG	BPG	PPG
97-54	24.3	.471	.276	.778	4.8	2.8	2.4	1.6	0.1	8.4

Year	GP-S	Min	FG	3FG	FT	O-D-R	PF	A	TO	B	S	PTS
20-21*	17-0	131	9-23	1-8	4-4	11-15-26	13	9	15	0	4	23
21-22*	25-0	550	72-145	2-19	51-78	35-69-104	54	61	61	3	27	197
22-23*	23-22	752	91-200	11-32	93-111	60-102-162	51	65	78	2	56	286
23-24*	32-32	923	108-226	13-39	80-100	35-140-175	77	132	82	6	64	309
24-25	0-0	0	0-0	0-0	0-0	0-0-0	0	0	0	0	0	0
Total	97-54	2355	280-594	27-98	228-293	141-326-467	195	267	236	11	151	815

\*Valdosta State



Frode Flos van der Schans

6-4 • Sophomore • Forward/Center  
Amsterdam, the Netherlands  
Orange Academy



Ava Card

6-0 • Freshman • Guard/Forward  
Montgomery, Alabama  
Saint James School

GP-GS	MPG	FG%	3FG%	FT%	RPG	APG	TO/G	SPG	BPG	PPG
3-0	7.3	.500	.500	.750	1.3	0.3	0.3	0.0	0.0	4.0

Date	OPP	Min	FG	3FG	FT	O-D-R	PF	A	TO	B	S	PTS
N04	SHORT	DNP										
N07	TTU	5	0-2	0-0	0-0	1-0-1	1	0	0	0	0	0
N11	NCCU	7	3-3	1-1	1-2	0-1-1	0	0	1	0	0	8
N14	TROY	10	1-3	0-1	2-2	1-1-2	0	1	0	0	0	4
N17	MSU											
N20	KING											
N25	LIPS											
N29	PENN											
N30	FGCU											
D08	KSU											
D12	BELL											
D15	NEB											
D21	SALEM											
J09	WCU											
J11	UNCG											
J16	SAM											
J18	MER											
J25	ETSU											
J30	WOF											
F01	FUR											
F06	UNCG											
F08	WCU											
F13	MER											
F15	SAM											
F22	ETSU											
F27	FUR											
M01	WOF											

TOTAL	22	4-8	1-2	3-4	2-2-4	1	1	1	0	0	12
-------	----	-----	-----	-----	-------	---	---	---	---	---	----

Category	Season	Career
Points	8 at NC Central ..... 11/11/24	8 at NC Central ..... 11/11/24
Rebounds	2 v. Troy ..... 11/14/24	2 (2) last v. Troy ..... 11/14/24
Assists	1 v. Troy ..... 11/14/24	1 v. Troy ..... 11/14/24
Steals	N/A	1 v. Samford ..... 01/13/24
Blocks	N/A	1 v. King University ..... 11/06/23
Minutes	10 v. Troy ..... 11/14/24	10 (2) last v. Troy ..... 11/14/24
FGs	3 at NC Central ..... 11/11/24	3 at NC Central ..... 11/11/24
3FGs	1 at NC Central ..... 11/11/24	1 at NC Central ..... 11/11/24
FTs	2 v. Troy ..... 11/14/24	2 v. Troy ..... 11/14/24

GP-GS	MPG	FG%	3FG%	FT%	RPG	APG	TO/G	SPG	BPG	PPG
13-0	3.9	.500	.500	.750	0.5	0.1	0.2	0.1	0.1	1.1

Year	GP-S	Min	FG	3FG	FT	O-D-R	PF	A	TO	B	S	PTS
23-24	10-0	28	1-2	0-0	0-0	0-2-2	2	0	2	1	1	2
24-25	3-0	22	4-8	1-2	3-4	2-2-4	1	1	1	0	0	12
Total	13-0	50	5-10	1-2	3-4	2-4-6	3	1	3	1	1	14

GP-GS	MPG	FG%	3FG%	FT%	RPG	APG	TO/G	SPG	BPG	PPG
4-0	16.3	.318	.200	1.000	3.3	0.5	1.3	0.3	0.3	4.5

Date	OPP	Min	FG	3FG	FT	O-D-R	PF	A	TO	B	S	PTS
N04	SHORT	16	1-2	0-1	0-0	0-2-2	1	1	1	0	0	2
N07	TTU	8	0-3	0-1	0-0	1-0-1	1	0	0	0	0	0
N11	NCCU	19	3-5	1-2	1-1	1-3-4	1	0	1	0	0	8
N14	TROY	22	3-12	1-6	1-1	2-4-6	1	1	3	1	1	8
N17	MSU											
N20	KING											
N25	LIPS											
N29	PENN											
N30	FGCU											
D08	KSU											
D12	BELL											
D15	NEB											
D21	SALEM											
J09	WCU											
J11	UNCG											
J16	SAM											
J18	MER											
J25	ETSU											
J30	WOF											
F01	FUR											
F06	UNCG											
F08	WCU											
F13	MER											
F15	SAM											
F22	ETSU											
F27	FUR											
M01	WOF											

TOTAL	65	7-22	2-10	2-2	4-9-13	4	2	5	1	1	18
-------	----	------	------	-----	--------	---	---	---	---	---	----

Category	Season	Career
Points	8 (2) last v. Troy ..... 11/14/24	8 (2) last v. Troy ..... 11/14/24
Rebounds	6 v. Troy ..... 11/14/24	6 v. Troy ..... 11/14/24
Assists	1 (2) last v. Troy ..... 11/14/24	1 (2) last v. Troy ..... 11/14/24
Steals	1 v. Troy ..... 11/14/24	1 v. Troy ..... 11/14/24
Blocks	1 v. Troy ..... 11/14/24	1 v. Troy ..... 11/14/24
Minutes	22 v. Troy ..... 11/14/24	22 v. Troy ..... 11/14/24
FGs	3 (2) last v. Troy ..... 11/14/24	3 (2) last v. Troy ..... 11/14/24
3FGs	1 (2) last v. Troy ..... 11/14/24	1 (2) last v. Troy ..... 11/14/24
FTs	1 (2) last v. Troy ..... 11/14/24	1 (2) last v. Troy ..... 11/14/24

GP-GS	MPG	FG%	3FG%	FT%	RPG	APG	TO/G	SPG	BPG	PPG
4-0	16.3	.318	.200	1.000	3.3	0.5	1.3	0.3	0.3	4.5

Year	GP-S	Min	FG	3FG	FT	O-D-R	PF	A	TO	B	S	PTS
24-25	4-0	65	7-22	2-10	2-2	4-9-13	4	2	5	1	1	18
Total	4-0	65	7-22	2-10	2-2	4-9-13	4	2	5	1	1	18



22

Gianna Corbitt

6-1 • Freshman • Forward  
Oakland Park, Fla.  
Blanche Ely HS



25

Kailyn Farrell

6-1 • Senior • Forward  
Tullahoma, Tennessee  
Tullahoma HS/Walters State CC

GP-GS	MPG	FG%	3FG%	FT%	RPG	APG	TO/G	SPG	BPG	PPG
4-4	19.0	.500	.333	.500	4.8	1.0	3.5	2.0	0.3	7.5

Date	OPP	Min	FG	3FG	FT	O-D-R	PF	A	TO	B	S	PTS
N04	SHORT	25	3-10	0-5	0-0	5-6-11	1	2	4	0	1	6
N07	TTU	23	4-6	1-3	0-0	1-3-4	3	1	2	0	5	9
N11	NCCU	21	4-6	2-2	2-4	1-1-2	1	1	5	1	2	12
N14	TROY	7	1-2	1-2	0-0	0-2-2	0	0	3	0	0	3
N17	MSU											
N20	KING											
N25	LIPS											
N29	PENN											
N30	FGCU											
D08	KSU											
D12	BELL											
D15	NEB											
D21	SALEM											
J09	WCU											
J11	UNCG											
J16	SAM											
J18	MER											
J25	ETSU											
J30	WOF											
F01	FUR											
F06	UNCG											
F08	WCU											
F13	MER											
F15	SAM											
F22	ETSU											
F27	FUR											
M01	WOF											

TOTAL	76	12-24	4-12	2-4	7-12-19	5	4	14	1	8	30
-------	----	-------	------	-----	---------	---	---	----	---	---	----

Category	Season	Career
Points	12 at NC Central ..... 11/11/24	12 at NC Central ..... 11/11/24
Rebounds	11 v. Shorter ..... 11/04/24	11 v. Shorter ..... 11/04/24
Assists	2 v. Shorter ..... 11/04/24	2 v. Shorter ..... 11/04/24
Steals	5 v. Tennessee Tech ..... 11/07/24	5 v. Tennessee Tech ..... 11/07/24
Blocks	1 at NC Central ..... 11/11/24	1 at NC Central ..... 11/11/24
Minutes	25 v. Shorter ..... 11/04/24	25 v. Shorter ..... 11/04/24
FGs	4 (2) at NC Central ..... 11/11/24	4 (2) at NC Central ..... 11/11/24
3FGs	2 at NC Central ..... 11/11/24	2 at NC Central ..... 11/11/24
FTs	2 at NC Central ..... 11/11/24	2 at NC Central ..... 11/11/24

GP-GS	MPG	FG%	3FG%	FT%	RPG	APG	TO/G	SPG	BPG	PPG
4-4	19.0	.500	.333	.500	4.8	1.0	3.5	2.0	0.3	7.5

Year	GP-S	Min	FG	3FG	FT	O-D-R	PF	A	TO	B	S	PTS
24-25	4-4	76	12-24	4-12	2-4	7-12-19	5	4	14	1	8	30
Total	4-4	76	12-24	4-12	2-4	7-12-19	5	4	14	1	8	30

GP-GS	MPG	FG%	3FG%	FT%	RPG	APG	TO/G	SPG	BPG	PPG
4-0	10.5	.250	.167	.000	2.5	0.3	1.5	0.5	0.3	1.8

Date	OPP	Min	FG	3FG	FT	O-D-R	PF	A	TO	B	S	PTS
N04	SHORT	1	0-0	0-0	0-0	0-1-1	0	0	2	0	0	0
N07	TTU	11	0-2	0-1	0-0	0-1-1	0	0	1	1	0	0
N11	NCCU	17	1-2	0-1	0-0	0-4-4	1	0	2	0	1	2
N14	TROY	13	2-8	1-4	0-0	3-1-4	1	1	1	0	1	5
N17	MSU											
N20	KING											
N25	LIPS											
N29	PENN											
N30	FGCU											
D08	KSU											
D12	BELL											
D15	NEB											
D21	SALEM											
J09	WCU											
J11	UNCG											
J16	SAM											
J18	MER											
J25	ETSU											
J30	WOF											
F01	FUR											
F06	UNCG											
F08	WCU											
F13	MER											
F15	SAM											
F22	ETSU											
F27	FUR											
M01	WOF											

TOTAL	42	3-12	1-6	0-0	3-7-10	2	1	6	1	2	7
-------	----	------	-----	-----	--------	---	---	---	---	---	---

Category	Season	Career
Points	5 v. Troy ..... 11/14/24	28 v. Cleveland State CC ..... 02/01/23^
Rebounds	4 (2) last v. Troy ..... 11/14/24	14 (2) last v. Roane State CC ..... 01/18/23^
Assists	1 v. Troy ..... 11/14/24	4 (4) last Jackson State CC ..... 02/25/23^
Steals	1 (2) last v. Troy ..... 11/14/24	5 at Columbia State CC ..... 02/04/23^
Blocks	1 v. Tennessee Tech ..... 11/07/24	3 (6) last at Roane State CC ..... 02/22/23^
Minutes	17 at NC Central ..... 11/11/24	36 (2) last at Columbia State CC ..... 02/04/23^
FGs	2 v. Troy ..... 11/14/24	12 (2) last at Columbia State CC ..... 02/04/23^
3FGs	1 v. Troy ..... 11/14/24	2 (5) last v. Gadsden State ..... 12/16/22^
FTs	N/A	9 v. Casper College ..... 03/22/23^

GP-GS	MPG	FG%	3FG%	FT%	RPG	APG	TO/G	SPG	BPG	PPG
89-27	16.9	.509	.275	.706	4.8	0.8	1.3	0.7	0.6	7.8

Year	GP-S	Min	FG	3FG	FT	O-D-R	PF	A	TO	B	S	PTS
21-22*	24-0	415	58-130	12-39	34-51	22-76-98	37	11	44	10	16	162
22-23^	30-27	738	182-317	7-27	80-112	94-152-246	76	51	42	36	41	451
23-24	31-0	306	20-58	2-8	30-41	27-43-70	40	12	27	6	6	72
24-25	4-0	42	3-12	1-6	0-0	3-7-10	2	1	6	1	2	7
Total	89-27	1501	263-517	22-80	144-204	146-278-424	155	75	119	53	65	692

\*Auburn University at Montgomery


^ Walters State CC (not reflected in NCAA career totals)



32

**Brooke Anya**

6-0 • Grad Student • Forward/Center  
Washington, D.C.  
St. Andrew's Episcopal School/Hofstra



33

**Karsen Murphy**

6-0 • Senior • Forward  
Glendive, Montana  
Dawson County HS/Montana

GP-GS	MPG	FG%	3FG%	FT%	RPG	APG	TO/G	SPG	BPG	PPG
4-0	15.8	.526	.000	.538	3.3	0.8	2.5	0.8	0.3	6.8

Date	OPP	Min	FG	3FG	FT	O-D-R	PF	A	TO	B	S	PTS
N04	SHORT	14	2-3	0-0	2-5	1-2-3	0	1	2	0	1	6
N07	TTU	15	5-6	0-0	2-4	1-3-4	3	0	4	1	1	12
N11	NCCU	17	2-2	0-0	1-2	1-3-4	3	2	2	0	1	5
N14	TROY	17	1-8	0-0	2-2	0-2-2	3	0	2	0	0	4
N17	MSU											
N20	KING											
N25	LIPS											
N29	PENN											
N30	FGCU											
D08	KSU											
D12	BELL											
D15	NEB											
D21	SALEM											
J09	WCU											
J11	UNCG											
J16	SAM											
J18	MER											
J25	ETSU											
J30	WOF											
F01	FUR											
F06	UNCG											
F08	WCU											
F13	MER											
F15	SAM											
F22	ETSU											
F27	FUR											
M01	WOF											

**TOTAL** 63 10-19 0-0 7-13 3-10-13 9 3 10 1 3 27

Category	Season	Career
Points	12 v. Tennessee Tech ... 11/07/24	19 @ Elon ... 03/07/24#
Rebounds	4 (2) at NC Central ... 11/11/24	13 @ Howard ... 12/21/23#
Assists	2 at NC Central ... 11/11/24	4 (2) last @ Campbell ... 02/25/24#
Steals	1 (3) last at NC Central ... 11/11/24	6 v. Presbyterian ... 01/21/23*
Blocks	1 v. Tennessee Tech ... 11/07/24	4 v. NJIT ... 11/25/23#
Minutes	17 (2) last v. Troy ... 11/14/24	36 @ Elon ... 03/07/24#
FGs	5 v. Tennessee Tech ... 11/07/24	8 v. Farmingdale State ... 12/16/23#
3FGs	N/A	2 v. Delaware ... 11/07/22*
FTs	2 (3) last v. Troy ... 11/14/24	7 (3) last @ Elon ... 03/07/24#

GP-GS	MPG	FG%	3FG%	FT%	RPG	APG	TO/G	SPG	BPG	PPG
109-58	18.9	.395	.213	.601	5.0	0.7	1.5	1.2	0.4	5.2

Year	GP-S	Min	FG	3FG	FT	O-D-R	PF	A	TO	B	S	PTS
20-21*	16-3	238	11-36	0-7	10-16	32-46-78	33	5	15	6	8	32
21-22*	33-5	436	22-46	1-3	23-41	43-72-115	68	13	26	8	22	68
22-23*	24-21	485	63-178	9-36	45-70	34-70-104	63	12	41	8	47	180
23-24#	32-29	837	89-215	0-1	81-136	120-112-232	89	39	76	23	47	259
24-25	4-0	63	10-19	0-0	7-13	3-10-13	9	3	10	1	3	27
<b>Total</b>	<b>109-58</b>	<b>2058</b>	<b>195-494</b>	<b>10-47</b>	<b>166-276</b>	<b>232-310-542</b>	<b>262</b>	<b>72</b>	<b>168</b>	<b>46</b>	<b>127</b>	<b>566</b>

\*Longwood  
#Hofstra

GP-GS	MPG	FG%	3FG%	FT%	RPG	APG	TO/G	SPG	BPG	PPG
4-4	27.5	.364	.350	1.000	2.8	0.8	2.3	1.3	0.8	8.3

Date	OPP	Min	FG	3FG	FT	O-D-R	PF	A	TO	B	S	PTS
N04	SHORT	29	6-10	4-7	0-0	0-1-1	2	2	3	0	0	16
N07	TTU	34	2-10	1-7	2-2	0-1-1	2	0	5	1	4	7
N11	NCCU	21	3-8	1-3	0-0	2-2-4	2	0	0	0	1	7
N14	TROY	26	1-5	1-3	0-0	1-4-5	3	1	1	2	0	3
N17	MSU											
N20	KING											
N25	LIPS											
N29	PENN											
N30	FGCU											
D08	KSU											
D12	BELL											
D15	NEB											
D21	SALEM											
J09	WCU											
J11	UNCG											
J16	SAM											
J18	MER											
J25	ETSU											
J30	WOF											
F01	FUR											
F06	UNCG											
F08	WCU											
F13	MER											
F15	SAM											
F22	ETSU											
F27	FUR											
M01	WOF											

**TOTAL** 110 12-33 7-20 2-2 3-8-11 9 3 9 3 5 33

Category	Season	Career
Points	16 v. Shorter ... 11/04/24	16 v. Shorter ... 11/04/24
Rebounds	5 v. Troy ... 11/14/24	12 at UNCG ... 02/17/22
Assists	2 v. Shorter ... 11/04/24	3 at Western Carolina ... 02/19/22
Steals	4 v. Tennessee Tech ... 11/07/24	4 v. Tennessee Tech ... 11/07/24
Blocks	2 v. Troy ... 11/14/24	6 v. ETSU ... 02/12/22
Minutes	34 v. Tennessee Tech ... 11/07/24	34 (2) last v. Tennessee Tech ... 11/07/24
FGs	6 v. Shorter ... 11/04/24	6 (2) last v. Shorter ... 11/04/24
3FGs	4 v. Shorter ... 11/04/24	4 (2) last v. Shorter ... 11/04/24
FTs	2 v. Tennessee Tech ... 11/07/24	3 (2) v. ETSU ... 02/12/22

GP-GS	MPG	FG%	3FG%	FT%	RPG	APG	TO/G	SPG	BPG	PPG
107-46	14.1	.385	.313	.500	2.3	0.4	0.8	0.3	0.6	3.6

Year	GP-S	Min	FG	3FG	FT	O-D-R	PF	A	TO	B	S	PTS
20-21*	12-0	52	4-16	1-4	4-8	5-6-11	5	2	6	3	1	13
21-22	28-9	458	44-115	16-54	17-35	24-66-90	46	16	22	31	6	121
22-23	30-0	259	22-70	9-36	2-5	6-43-49	36	5	21	9	3	55
23-24	33-33	625	66-150	28-81	4-8	13-72-85	83	11	27	22	15	164
24-25	4-4	110	12-33	7-20	2-2	3-8-11	9	3	9	3	5	33
<b>Total</b>	<b>107-46</b>	<b>1504</b>	<b>148-384</b>	<b>61-195</b>	<b>29-58</b>	<b>51-195-246</b>	<b>179</b>	<b>37</b>	<b>85</b>	<b>68</b>	<b>30</b>	<b>386</b>

\*Montana



### Chattanooga Team Game Records

#### Game Records

##### Most Points Scored

Date	Opponent	W/L	Score
02/16/80	Alabama Huntsville	W	116-77
01/31/87	Mercer	W	115-96
02/21/76	Carson-Newman	W	113-86
02/20/81	Louisville	W	108-72
01/17/76	Lincoln Memorial	W	107-45
01/18/89	Mercer	W	105-104
11/27/01	Samford	W	105-42
02/12/96	East Tennessee	W	104-89
12/03/77	Alabama Huntsville	W	104-58
12/10/05	Wofford	W	104-58
01/23/78	Tennessee Wesleyan	W	103-55
01/13/76	Tennessee Temple	W	103-46
01/18/84	Georgia State	W	102-80
01/16/79	Belmont	W	101-61
12/05/87	Mercer	W	101-53
01/31/99	Wofford	W	100-92
01/29/92	Western Carolina	W	100-78
02/15/77	Maryville	W	100-58

##### Fewest Points in a Game

Date	Opponent	W/L	Score
11/11/17	at Green Bay	L	30-60
12/28/15	at #12 Stanford	L	30-73
11/30/15	#1 Connecticut	L	31-79
11/13/11	#1 Baylor	L	31-91
12/13/15	#21 South Florida	L	33-61
11/14/19	vs. Purdue	L	34-66
11/19/04	#1 Tennessee	L	34-68
11/21/19	at #8 Louisville	L	37-86
11/30/18	at UCF	L	37-75
12/19/19	at #9 NC State	L	38-74

##### Fewest Points in a Win

Date	Opponent	Diff	Score
02/06/76	at East Tennessee State	+1	40-39
01/06/18	Western Carolina	+15	47-32
01/12/15	at Furman	+7	47-40
11/29/23	at Kennesaw State	+6	49-43
03/04/16	vs. Samford	+8	49-41
01/25/16	Samford	+17	49-32
12/16/05	at Elon	+13	49-36
01/04/18	UNCG	+7	49-42
11/24/17	vs. Auburn	+9	50-41
03/18/05	Villanova	+10	50-40
12/17/04	at Elon	+4	50-46
12/18/83	vs. West Virginia	+1	50-49

##### Most Combined Points

- at Mercer, 1/31/87 ..... 211 (115-96)
- at Mercer, 1/18/89 ..... 209 (105-104)
- vs. Union, 3/5/77 ..... 204 (91-113)
- vs. Tennessee, 2/28/75 ..... 200 (88-112)
- vs. Carson-Newman, 2/21/76 ..... 199 (113-86)
- at Mercer, 2/11/85 ..... 197 (84-113)
- vs. Tennessee Tech, 1/14/75 ..... 193 (60-133)
- vs. UAH, 2/16/80 ..... 193 (116-77)
- at ETSU, 2/12/96 ..... 193 (104-89)

- at Wofford, 1/31/98 ..... OT 192 (100-92)

##### Field Goals Made

- vs. Tennessee Temple, 11/29/77 ..... 48
- vs. Mercer, 12/5/87 ..... 46
- vs. Alabama-Huntsville, 2/16/80 ..... 45
- at Mercer, 1/18/89 ..... 45
- at Mercer, 1/31/87 ..... 44
- at Austin Peay, 2/12/83 ..... 42
- vs. Marshall, 1/13/90 ..... 41
- at Appalachian State, 2/18/84 ..... 41
- vs. Western Carolina, 2/16/82 ..... 41
- at Samford, 11/27/01 ..... 40
- vs. Georgia State, 12/14/88 ..... 40
- vs. East Tennessee, 2/25/87 ..... 40
- vs. UAB, 2/11/82 ..... 40

##### Field-Goals Attempted

- vs. Lincoln Memorial, 1/30/90 ..... 95
- vs. Alabama-Huntsville, 11/29/91 ..... 93
- at Mercer, 1/31/87 ..... 91
- at Appalachian State, 12/19/00 ..... 91
- at East Tennessee, 2/7/87 ..... 90
- vs. Clark College, 1/18/88 ..... 89
- at Appalachian State, 3/7/91 ..... 86
- at Georgia Tech, 1/2/89 ..... 85
- at Clemson, 1/30/82 ..... 84
- vs. Appalachian State, 1/14/81 ..... 84
- vs. Georgia State, 12/14/88 ..... 84

##### 3-Point FG Made

- vs. Georgia Southern, 12/4/10 ..... 16
- at Davidson, 1/8/07 ..... 15
- vs. Furman, 12/22/04 ..... 15
- vs. Davidson, 2/12/11 ..... 14
- vs. South Florida, 12/4/98 ..... 14
- at Appalachian State, 1/31/00 ..... 14
- at St. Mary's (CA), 11/24/12 ..... 13
- at Georgia, 11/19/10 ..... 13
- at Samford, 2/28/09 ..... 13
- at Tennessee, 11/12/06 ..... 13
- vs. Western Carolina, 2/6/03 ..... 13
- at Samford, 11/27/01 ..... 13
- vs. UNC Greensboro, 3/7/08 ..... 13
- vs. Louisville, 11/24/07 ..... 13

##### 3-Point FG Attempted

- at St. Mary's (CA), 11/24/12 ..... 38
- vs. Louisville, 11/24/07 ..... 38
- vs. Furman, 12/22/04 ..... 37
- vs. Davidson, 2/12/11 ..... 35
- vs. Troy, 11/14/24 ..... 35
- vs. Oklahoma State, 3/20/10 ..... 34
- at Appalachian State, 2/16/09 ..... 34
- vs. Clemson, 11/17/07 ..... 34
- Jacksonville St., 12/12/12 ..... 33
- vs. College of Charleston, 3/8/09 ..... 33



### Chattanooga Team Game Records

#### Free Throws Made

1.	vs. Tennessee Tech, 1/17/1977	39	vs. Austin Peay, 12/3/88	20
2.	vs. East Tennessee, 2/13/96	32	vs. Furman, 1/30/85	20
3.	vs. College of Charleston, 1/9/99	31	at Wofford, 1/31/98	20
4.	vs. Appalachian State, 2/16/04	30		
	vs. Alabama State, 11/30/02	30		
	vs. Wofford, 12/18/98	30		
	vs. UNC Asheville, 12/20/97	30		
8.	at Wofford, 12/22/03	29		
	vs. Georgia, 1/26/84	29		
	at Davidson, 2/17/97	29		

#### Free-Throw Attempts

1.	vs. UNC Asheville, 12/20/97	55		
2.	vs. College of Charleston, 1/9/99	50		
3.	at East Tennessee, 2/12/96	49		
4.	vs. Tennessee State, 1/21/78	46		
5.	vs. East Tennessee, 1/13/96	44		
6.	vs. Appalachian State, 2/26/04	42		
	vs. Clark College, 1/4/86	42		
	vs. Middle Tennessee, 2/1/86	42		
	vs. Georgia Southern, 1/2/99	42		
	vs. Davidson, 2/17/97	42		

#### Rebounds

1.	vs. Alabama-Huntsville, 2/16/80	76
2.	vs. Richmond, 12/29/09	64
3.	vs. Vanderbilt, 12/17/80	62
	vs. William Carey, 12/1/89	62
5.	vs. UAB, 11/23/80	61
	vs. Alabama-Huntsville, 11/29/91	61
7.	at Western Carolina, 3/12/93	60
8.	vs. Georgia State, 12/14/88	59
	at Georgia Tech, 1/2/89	59
	at Vanderbilt, 1/16/80	59
	vs. College of Charleston, 1/9/99	59
	vs. Appalachian State, 1/27/01	59

#### Assists

1.	at Memphis State, 2/19/80	39
2.	vs. Marshall, 1/13/90	36
3.	vs. Georgia State, 1/10/90	35
4.	vs. Tennessee State, 2/14/90	33
	vs. Mercer, 2/3/87	33
6.	at Appalachian State, 2/12/89	32
7.	vs. Western Carolina, 1/28/90	31
	vs. East Tennessee, 2/25/87	31
	at East Tennessee, 1/28/89	31
10.	vs. Georgia State, 12/14/88	30

#### Steals

1.	vs. Covenant College, 12/8/1977	30
2.	vs. Clark College, 1/18/88	27
3.	vs. Mercer, 12/5/87	26
4.	vs. Austin Peay, 11/24/81	24
	vs. Western Carolina, 2/10/01	24
6.	vs. UNCG, 3/2/14	23
	vs. Appalachian State, 1/18/85	23
8.	vs. Tennessee State, 12/4/91	22
9.	at SE Louisiana, 12/10/88	20
	vs. Western Carolina, 2/9/84	20

#### Blocked Shots

1.	vs. Wofford, 2/6/16	14
2.	vs. UNCG, 3/7/19	13
	vs. Furman, 1/19/19	13
4.	vs. Western Carolina, 1/13/16	12
5.	at UNC Greensboro, 2/28/19	11
	vs. East Tennessee State, 1/14/17	11
	at UT Martin, 12/3/16	11
	vs. UNCG, 1/16/16	11
	at Kentucky, 11/30/81	11
10.	at ETSU, 2/9/19	10
	at Wofford, 1/26/17	10
	vs. Stetson, 12/5/17	10
	vs. Bowling Green, 11/20/16	10
	vs. Morgan State, 12/2/14	10
	vs. Wofford, 1/18/14	10
	vs. Georgia Southern, 2/20/06	10



### Chattanooga Individual Game Records

Scoring: Regina Kirk (North Alabama, 12/18/87) .....	45
Rebounding: Kim Bush (Mercer, 1/21/86) .....	23
FG Made: Regina Kirk (North Alabama, 12/18/86) .....	19
FG Attempts: Whitney Hood (Wofford, 1/2/11) .....	32
FG Percentage: Susan Lance (Appalachian State, 2/22/87) .....	9-9, 1.000
3FG Made: Marcheta Winton (Georgia State, 12/14/88) .....	8
3FG Attempts: Marcheta Winton (UAB, 1/30/89) .....	16
3FG Percentage: Jenaya Wade-Fray (UNC Greensboro, 1/29/07) .....	6-6
FT Made: Regina Kirk (Mercer, 2/3/87) .....	16
FT Attempts: Regina Kirk (Mercer, 2/3/87) .....	19
FT Percentage: Shanara Hollinquest (Samford, 3/8/10) .....	14-14
Assists: Karen Mills (Tennessee Tech, 1/29/81) .....	20
Steals: Charlotte Robinson (APSU, 11/24/81) .....	10
Blocked Shots: Jasmine Joyner (ETSU, 01/14/17) .....	9
Jasmine Joyner (Bowling Green, 11/20/16) .....	9

#### Scoring

1.	Regina Kirk (North Alabama, 12/18/87) .....	45
2.	Denise Powers (Bridgewater, 3/11/77) .....	44
3.	Whitney Hood (Wofford, 1/2/11) .....	40
4.	Alex Anderson (Davidson, 2/4/08) .....	39
5.	Regina Kirk (East Tennessee State, 2/9/88) .....	37
6.	Brooke Burns (UNCG, 03/01/18) .....	36
7.	Shanara Hollinquest (Davidson, 2/14/09) .....	35
8.	Alex Anderson (Western Carolina, 1/13/07) .....	34
	Regina Kirk (Mercer, 2/11/85) .....	34
	Regina Kirk (UAB, 2/12/88) .....	34
	Julie Copeland (Georgia State, 1/10/90) .....	34
12.	Jada Guinn (Mercer, 03/08/24) .....	33
	Katarika Banks (UNC Asheville, 12/20/1997) .....	33
	Julie Copeland (Tennessee State, 2/14/1990) .....	33
	Regina Kirk (Florida, 12/6/1986) .....	33
	Regina Kirk (Northeastern, 11/28/1986) .....	33
	Regina Kirk (Western Carolina, 2/12/1986) .....	33
	Denise Powers (Tennessee Wesleyan, 1/23/79) .....	33
19.	Jada Guinn (UNCG, 03/10/24) .....	32
	Lakelyn Bouldin (Hampton, 12/28/17) .....	32
	Whitney Hood (Kennesaw State, 12/21/10) .....	32
	Kim Brown (Georgia Southern, 3/12/1993) .....	32
	Julie Copeland (Furman, 2/25/1990) .....	32
	Kim Brown (Austin Peay, 1/8/1990) .....	32
	Regina Kirk (Vanderbilt, 1/3/1988) .....	32
	Regina Kirk (Austin Peay, 12/3/1987) .....	32
	Tina Chairs (Georgia State, 1/18/1984) .....	32
	Tina Chairs (Austin Peay, 2/12/1983) .....	32
	Tina Chairs (Eastern Kentucky, 3/9/1982) .....	32
30.	Jasmine Joyner (Tennessee Martin, 11/28/15) .....	31
	Shanara Hollinquest (Georgia Southern, 2/25/2008) .....	31
	Kim Brown (Western Carolina, 3/13/1992) .....	31
	Kim Brown (Furman, 1/17/1990) .....	31
	Regina Kirk (Berry, 1/3/1986) .....	31
	Kim Horsey (Clemson, 3/7/1984) .....	31
	Lisa Porter (Tennessee Martin, 2/17/1982) .....	31
37.	Jada Guinn (Western Carolina, 1/27/2024) .....	30
	Kayla Christopher (Furman, 1/4/11) .....	30
	Alex Anderson (Western Carolina, 3/3/2007) .....	30
	Miranda Warfield (Wofford, 2/24/2001) .....	30
	Damita Bullock (East Tennessee State, 1/8/2000) .....	30
	Julie Copeland (Lincoln Memorial, 1/30/1990) .....	30
	Kim Brown (Georgia Southern, 11/27/1989) .....	30
	Regina Kirk (East Tennessee State, 3/10/1988) .....	30
	Regina Kirk (Mercer, 1/3/1987) .....	30
	Regina Kirk (Appalachian State, 11/29/1986) .....	30
	Regina Kirk (Georgia Tech, 11/30/1985) .....	30

#### Rebounding

1.	Kim Bush (Mercer, 1/21/86) .....	23
2.	Regina Kirk (East Tennessee State, 2/8/87) .....	22
3.	Charlotte Robinson (UAB, 1/2/82) .....	22
4.	Tina Chairs (UAB, 1/25/83) .....	21
5.	Addie Grace Porter (Furman, 1/21/23) .....	20
	Jasmine Joyner (Furman, 1/9/16) .....	20
	Jasmine Joyner (Furman, 3/6/15) .....	20
	Jasmine Joyner (Villanova, 11/14/14) .....	20
	Regina Kirk (Furman, 2/6/88) .....	20
	Elinor Benson (Mercer, 2/3/87) .....	20
	Charlotte Robinson (East Tennessee State, 1/31/81) .....	20

#### Field Goals Made

1.	Reinga Kirk (North Alabama, 12/18/87) .....	19
2.	Denise Powers (Bridgewater, 3/11/77) .....	18
3.	Regina Kirk (Austin Peay, 12/3/87) .....	16
	Denise Powers (Tennessee Wesleyan, 1/23/79) .....	16
	Denise Powers (Tennessee Wesleyan, 1/24/80) .....	16
6.	Whitney Hood (Wofford, 1/2/11) .....	15
	Regina Kirk (Appalachian State, 11/29/86) .....	15
	Regina Kirk (East Tennessee State, 2/9/88) .....	15
	Regina Kirk (East Tennessee State, 3/10/88) .....	15
	Kim Brown (Austin Peay, 1/8/90) .....	15
	Kim Brown (Georgia Southern, 3/12/93) .....	15
	Tina Chairs (Austin Peay, 2/12/83) .....	15

#### Field Goals Percentage

1.	Susan Lance (Appalachian State, 2/22/87) .....	9-9, 1.000
2.	Abbey Cornelius (Samford, 1/26/19) .....	7-7, 1.000
	Keiana Gilbert (Arkansas State, 11/25/15) .....	7-7, 1.000
	Aryanna Gilbert (Appalachian State 2/8/14) .....	7-7, 1.000
	Kylie Lambert (Cal State Northridge, 11/27/10) .....	7-7, 1.000
	Jennifer Wilson (College of Charleston, 2/2/02) .....	7-7, 1.000
	Damita Bullock (Samford, 12/4/00) .....	7-7, 1.000
8.	Sigrun Olafsdottir (ETSU, 1/20/2024) .....	6-6, 1.000
	Brooke Hampel (UNC Asheville, 12/20/21) .....	6-6, 1.000
	LaShandra McCoy (Tennessee Tech, 11/25/05) .....	6-6, 1.000
	Nneka Holmes (Southern, 12/14/00) .....	6-6, 1.000

#### 3-Point Field Goals Made

1.	Marcheta Winton (Georgia State, 12/14/88) .....	8
2.	Kayla Christopher (St. Mary's (CA), 11/24/12) .....	7
	Brooke Hand (Clemson, 11/16/06) .....	7
	Terri Brock (South Florida, 12/4/99) .....	7
5.	Lakelyn Bouldin (Hampton, 12/28/17) .....	6
	Kayla Christopher (Furman, 1/4/11) .....	6
	Tagan Hatchett (Appalachian State, 3/6/09) .....	6
	Brooke Hand (Louisville, 11/24/07) .....	6
	Brooke Hand (Davidson, 3/2/07) .....	6
	Jenaya Wade-Fray (UNC Greensboro, 1/29/07) .....	6
	Brooke Hand (Tennessee, 11/12/06) .....	6
	Laura Hall (Western Carolina, 2/9/06) .....	6
	Katasha Brown (Western Carolina, 1/14/06) .....	6
	Brooke Hand (Davidson, 1/9/06) .....	6
	Katasha Brown (Appalachian State, 1/7/06) .....	6
	Brooke Hand (Stephen F. Austin, 11/26/05) .....	6
	Brooke Hand (Georgia Southern, 1/31/05) .....	6
	Brooke Hand (Wofford, 12/20/05) .....	6
	Miranda Warfield (Hampton, 11/29/03) .....	6
	Shanna Lyda (Western Carolina, 1/12/99) .....	6
	Marcheta Winton (Mercer, 1/18/89) .....	6
	Marcheta Winton (UAB, 1/30/89) .....	6
	Damita Bullock (Alabama, 3/16/00) .....	6



### Chattanooga Individual Game Records

#### 3-Point Field Goal Percentage

1. Jenaya Wade-Fray (UNC Greensboro, 1/29/07) .....	6-6
2. Dena Jarrells (UNC Greensboro, 1/22/22) .....	5-5
Bria Dial (Wofford, 1/16/20) .....	5-5
Jenaya Wade-Fray (Davidson, 1/8/07) .....	5-5
Katasha Brown (East Tennessee State, 1/31/04) .....	5-5
6. Sigrun Olafsdottir (ETSU, 1/20/2024) .....	4-4
Alex Black (Western Carolina, 2/10/14) .....	4-4
Kylie Lambert (Cal State Northridge, 11/27/10) .....	4-4
Jenaya Wade-Fray (Miami (Ohio), 12/30/07) .....	4-4
Katasha Brown (Davidson, 1/12/04) .....	4-4
Terri Brock (Davidson, 1/23/99) .....	4-4
Valerie Singleton (East Tennessee State, 1/12/96) .....	4-4

#### Free Throws Made

1. Regina Kirk (Mercer, 2/3/87) .....	16
2. Shanara Hollinquest (Dav, 1/17/09) .....	15
3. Shanara Hollinquest (Samford, 3/8/10) .....	14
Regina Kirk (Alabama, 12/21/86) .....	14
5. Jada Guinn (Mercer, 03/08/24) .....	13
Heather McDivitt (Ala. St., 11/30/02) .....	13
7. Shanara Hollinquest (UKY, 3/19/09) .....	12
Damita Bullock (GSU, 12/18/01) .....	12
Regina Kirk (UAB, 2/12/88) .....	12
Janet Stallings (S. Florida, 11/25/88) .....	12

#### Free Throw Percentage

1. Shanara Hollinquest (Samford, 3/8/10) .....	14-14
2. Taylor Hall (Appalachian State, 3/10/12) .....	11-11
3. Alex Black (Western Carolina, 12/19/11) .....	10-10
Heather McDivitt (Tennessee, 11/23/03) .....	10-10
Damita Bullock (Appalachian State, 2/23/02) .....	10-10
Tracey Barnett (Austin Peay, 1/2/91) .....	10-10
7. Lakelyn Bouldin (Northern Colorado, 12/13/18) .....	9-9
Whitney Hood (East Tennessee State, 12/22/11) .....	9-9
Laura Hall (Appalachian State, 1/6/07) .....	9-9
Julie Copeland (Tennessee State, 2/14/90) .....	9-9

#### Assists

1. Karen Mills (Tenn. Tech, 1/29/81) .....	20
Susan Lance (Mercer, 1/31/87) .....	20
3. Karen Mills (Auburn, 2/15/80) .....	17
Karen Mills (Memphis, 2/19/80) .....	17
Susan Lance (ETSU, 2/25/87) .....	17
6. Amy Wales (Marshall, 1/13/90) .....	16
Susan Lance (ETSU, 2/7/87) .....	16
8. Jan Cameron (W. Carolina, 3/13/92) .....	15
Karen Mills (Belmont, 2/16/81) .....	15
Karen Mills (Louisville, 2/20/81) .....	15

#### Steals

1. Charlotte Robinson (APSU, 11/24/81) .....	10
2. Taylor Hall (UNCG, 3/2/14) .....	9
Tina Chairs (SE Louisiana, 12/5/81) .....	9
Tina Chairs (W. Kentucky, 1/4/82) .....	9
Nancy Smith (Mercer, 1/18/89) .....	9
6. Karen Mills (ETSU, 1/29/80) .....	8
Karen Mills (App. State, 2/3/80) .....	8
Kendra Bell (Furman, 1/8/85) .....	8
Nancy Smith (W. Carolina, 2/17/88) .....	8
Nancy Smith (Berry, 1/18/89) .....	8
Dennie Reynolds (Ga. State, 12/19/92) .....	8

#### Blocked Shots

1. Jasmine Joyner (ETSU, 01/14/17) .....	9
Jasmine Joyner (Bowling Green, 11/20/16) .....	9
3. Jasmine Joyner (Wofford, 01/26/17) .....	8
Jasmine Joyner (Stetson, 12/05/16) .....	8
Jasmine Joyner (Samford, 03/04/16) .....	8
Jasmine Joyner (Wofford, 02/06/16) .....	8
Jasmine Joyner (Western Carolina, 01/13/16) .....	8
Jasmine Joyner (Notre Dame, 11/21/14) .....	8
9. Arianne Whitaker (Wofford, 2/16/19) .....	7
Jasmine Joyner (Louisville, 11/21/16) .....	7
Jasmine Joyner (Tennessee Martin, 1/28/15) .....	7
Jasmine Joyner (Mercer, 2/23/15) .....	7
Jasmine Joyner (Morgan St, 12/20/14) .....	7
Jasmine Joyner (Davidson, 2/1/14) .....	7
Alex Anderson (at CofC, 2/23/08) .....	7
Alex Anderson (Ga. Southern, 2/20/06) .....	7

### Chattanooga Freshman Records

Points Scored	Regina Kirk (1984-85) .....	592
Points/Game	Regina Kirk (1984-85) .....	20.4
Rebounds	Regina Kirk (1984-85) .....	282
Rebounds/Game	Regina Kirk (1984-85) .....	9.7
FG Made	Regina Kirk (1984-85) .....	246
FG Attempted	Regina Kirk (1984-85) .....	515
3PT FG Made	Hannah Kohn (2023-24) .....	68
3PT FG Attempted	Brooke Hand (2004-05) .....	166
FT Made	Raven Thompson (2022-23) .....	123
FT Attempts	Regina Kirk (1984-85) .....	211
Assists	Nancy Smith (1987-88) .....	157
Steals	Denise Powers (1976-77) .....	99
Blocked Shots	Jasmine Joyner (2013-14) .....	56



### Chattanooga Individual Career Records

#### SCORING

1.	Regina Kirk (1984-88)	2,376
2.	Kim Brown (1988-93)	1,909
	Tina Chairs (1980-84)	1,909
4.	Denise Powers (1976-80)	1,872
5.	Alex Anderson (2004-08)	1,732
6.	Shanara Hollinquest (2007-10)	1,700
7.	Katasha Brown (2002-06)	1,472
8.	Lakelyn Bouldin (2017-2020)	1,446
9.	Julie Copeland (1987-91)	1,406
10.	Tiffani Roberson (2002-06)	1,384
	Damita Bullock (1999-02)	1,384
12.	Keiana Gilbert (2015-18)	1,377
13.	Miranda Warfield (2001-04)	1,375
14.	Jenaya Wade-Fray (2007-10)	1,351
15.	Kayla Christopher (2010-13)	1,334
16.	Jasmine Joyner (2014-17)	1,319
17.	Lisa Porter (1980-83)	1,281
18.	Jennifer Wilson (2000-03)	1,271
19.	Jan Cameron (1991-94)	1,256
20.	Tammy Dowdell (1992-94)	1,252
21.	Brooke Hand (2005-08)	1,194
22.	Abbey Cornelius (2018-23)	1,187
23.	Taylor Hall (2011-14)	1,183
24.	Karen Mills (1978-81)	1,173
25.	Nancy Smith (1988-91)	1,122
26.	Kim Horsey (1981-84)	1,078
27.	Marcheta Winton (1986-89)	1,038
28.	Shelley Carroll (1989-92)	1,014
29.	Heather Dykes (1998-2002)	1,003
30.	Katarika Banks (1998-01)	1,001

#### REBOUNDING

1.	Regina Kirk (1984-88)	1,086
2.	Alex Anderson (2004-08)	1,010
3.	Jasmine Joyner (2014-2017)	982
4.	Tina Chairs (1980-84)	975
5.	Janet Stallings (1987-91)	916
6.	Abbey Cornelius (2018-23)	909
7.	Shanara Hollinquest (2007-10)	891
8.	Kim Horsey (1980-84)	877
9.	Denise Powers (1976-80)	842
10.	Taylor Hall (2010-14)	814

#### FREE THROWS MADE

1.	Shanara Hollinquest (2007-09)	498
2.	Regina Kirk (1984-88)	418
3.	Tina Chairs (1980-84)	327
4.	Alex Anderson (2004-08)	314
5.	Katarika Banks (1997-01)	303
6.	Kim Brown (1988-93)	291
7.	Denise Powers (1976-80)	284
8.	Raven Thompson (2022-24)	283
9.	Kim Horsey (1980-84)	282
10.	Tiffani Roberson (2002-06)	281

#### FREE THROW ATTEMPTS

1.	Regina Kirk (1984-88)	781
2.	Shanara Hollinquest (2006-09)	734
3.	Katarika Banks (1997-01)	489
4.	Denise Powers (1976-80)	463
5.	Tina Chairs (1980-84)	457
6.	Alex Anderson (2004-08)	455
7.	Kim Brown (1988-93)	434
8.	Kim Horsey (1980-84)	426
9.	Tammy Dowdell (1991-94)	386
10.	Tiffani Roberson (2002-06)	381

#### FREE THROW PERCENTAGE (min. 100 attempts)

1.	Lakelyn Bouldin, 2016-present	.845 (279-330)
2.	Terri Brock (1997-00)	.835 (86-103)
3.	L. Reif (1979-83)	.817 (85-104)
4.	Raven Thompson (2022-24)	.806 (283-351)
5.	Kayla Christopher (2009-10)	.797 (114-143)
6.	Jan Cameron (1990-94)	.794 (274-345)
7.	Heather McDivitt (2000-04)	.789 (194-246)
8.	Jennifer Wilson (1999-03)	.783 (213-272)
9.	Katasha Brown (2002-06)	.779 (208-267)
	Taylor Hall (2010-14)	.779 (226-290)

#### BLOCKED SHOTS

1.	Jasmine Joyner (2014-2017)	*436
2.	Alex Anderson (2005-07)	221
3.	Abbey Cornelius (2018-23)	166
4.	Arianne Whitaker (2018-2020)	109
5.	Tina Chairs (1980-84)	98
6.	Abbey Cornelius (2018-present)	96
7.	Keiana Gilbert (2015-18)	88
8.	Bria Dial (2018-20)	83
9.	Taylor Hall (2010-14)	77
10.	Aryanna Gilbert (2014-18)	70

#### GAMES PLAYED

1.	Abbey Cornelius (2018-23)	136
2.	Jenaya Wade-Fray (2007-10)	131
3.	Alicia Payne (2013-16)	130
4.	Kayla Christopher (2009-13)	128
5.	Meghan Downes (2010-14)	127
	Kylie Lambert (2009-13)	127
	Tenisha Townsend (2008-12)	127
	Alex Anderson (2004-09)	127
	Brooke Hand (2004-08)	127
10.	Aryanna Gilbert (2014-18)	126
--	<b>Sigrun Olafsdottir (2020-present)</b>	<b>124</b>

\*Southern Conference record/9th in NCAA all-time



## Chattanooga Miscellaneous Records

**100-Point Games (18-0)**

Date	Opponent	W/L	Score
12/10/2005	vs. Wofford	W	104-58
11/27/2001	at Samford	W	105-42
1/31/1999	at Wofford	W	100-92
2/12/1996	at East Tennessee State	W	104-89
1/29/1992	vs. Western Carolina	W	100-78
1/18/1989	at Mercer	W	105-104
12/5/1987	vs. Mercer	W	101-53
1/31/1987	at Mercer	W	115-96
1/18/1984	at Georgia State	W	102-80
2/20/1981	vs. Louisville	W	108-72
2/16/1980	vs. Alabama Huntsville	W	116-77
1/23/1979	vs. Tennessee Wesleyan	W	103-55
1/16/1979	vs. Belmont	W	101-61
12/3/1977	vs. Alabama Huntsville	W	104-58
2/15/1977	vs. Maryville	W	100-54
2/21/1976	vs. Carson-Newman	W	113-86
1/17/1976	vs. Lincoln Memorial	W	107-45
1/13/1976	vs. Tennessee Temple	W	103-46

**Largest Win Margins**

Date	Opponent	Marg.	Score
01/19/77	vs. Vanderbilt	+65	88-23
11/27/01	at Samford	+63	105-42
01/17/76	vs. Lincoln Memorial	+62	107-45
12/11/77	vs. Lane	+59	98-39
12/06/08	vs. Alabama A&M	+58	87-29
01/13/76	vs. Tennessee Temple	+57	103-46
11/06/23	vs. King University	+56	88-32
03/04/76	vs. Lambuth	+49	99-50
01/21/06	vs. College of Charleston	+48	89-41
11/27/04	vs. Washington State	+48	84-36
12/14/00	vs. Southern	+48	94-46
12/05/87	vs. Mercer	+48	101-53
01/23/79	vs. Tennessee Wesleyan	+48	103-55
12/10/05	vs. Wofford	+46	104-58
01/29/94	vs. Western Carolina	+46	89-43
12/03/77	vs. Alabama Huntsville	+46	104-58
02/21/77	vs. Jacksonville State	+46	86-40
02/15/77	vs. Maryville	+46	100-54
03/07/08	vs. UNC Greensboro	+45	78-33
03/03/17	vs. Western Carolina	+44	85-41
12/09/08	at Furman	+44	82-38
11/29/77	vs. Tennessee Temple	+44	98-54
12/01/12	vs. Furman	+43	83-40
02/23/13	vs. Western Carolina	+42	81-39
12/20/04	vs. Wofford	+42	85-43
01/27/01	vs. Appalachian State	+42	89-47
01/30/85	vs. Furman	+42	86-44
02/24/77	vs. Carson-Newman	+42	88-46
01/29/76	at Tennessee Temple	+42	92-40
11/29/91	vs. Alabama Huntsville	+41	83-42
12/04/00	vs. Samford	+40	84-44
01/18/88	vs. Clark College	+40	95-55
01/16/79	vs. Belmont	+40	101-61

**Overtime (27-26)**

Date	Opponent	W/L	Result
01/17/78	Tennessee Wesleyan	W	99-88
01/09/99	College of Charleston	W	92-85
02/01/20	at ETSU	W	91-82

**Double Overtime (3-2)**

Date	Opponent	W/L	Result
01/02/99	Georgia Southern	L	85-87
12/29/09	vs. Richmond	W	78-69
03/01/18	vs. UNCG	L	66-70
01/10/22	at Samford	W	71-69
01/21/23	at Furman	W	51-44

**Overtime (21-24)**

Date	Opponent	W/L	Result
02/09/80	Troy State	L	79-84
11/30/83	at Mercer	W	63-59
02/17/85	at Appalachian State	W	89-81
02/05/89	Marshall	L	71-72
02/08/89	at UAB	W	73-72
12/18/89	at Middle Tennessee	W	89-83
01/30/90	Lincoln Memorial	L	85-89
02/24/93	Georgia Tech	L	67-68
11/26/93	Florida State	W	86-85
11/25/94	vs. Stetson	W	67-63
12/19/94	College of Charleston	L	60-63
02/20/95	Furman	L	64-77
02/13/96	at East Tennessee State	W	104-89
01/25/97	Western Carolina	W	82-78
02/10/97	East Tennessee State	L	77-78
02/17/97	Davidson	W	82-74
11/30/97	Austin Peay	L	63-73
12/20/97	vs. UNC Asheville	W	79-74
01/31/98	at Wofford	W	100-92
11/21/98	Samford	W	72-65
12/04/98	vs. South Florida	L	76-77
02/15/99	UNC Greensboro	L	66-70
02/05/01	at College of Charleston	L	86-87
12/31/01	at College of Charleston	L	59-62
02/09/02	at UNC Greensboro	W	73-69
03/02/02	vs. Wofford	W	65-61
02/03/03	at College of Charleston	W	90-72
12/06/03	Ole Miss	W	79-77
12/14/06	Western Carolina	W	77-68
01/13/07	Western Carolina	L	72-80
02/14/09	at Davidson	L	80-89
03/19/09	at Kentucky	L	76-81
02/22/10	at Western Carolina	L	49-51
12/18/10	at Georgia Southern	L	69-77
12/21/10	at Kennesaw State	L	63-65
03/06/11	Samford	L	66-68
01/07/13	at Elon	L	60-70
03/18/15	vs. East Tennessee State	W	61-56
02/16/17	at UNCG	L	72-75
12/02/17	UT Martin	W	87-82
01/25/18	Samford	W	68-58
12/13/18	at Northern Colorado	L	65-68
02/17/22	at UNCG	L	61-63
03/03/22	vs. Furman	L	63-70
01/14/23	Mercer	W	78-70



Chattanooga Individual Season/Career Highs

#2 Jade Moore									
	Points	Rebounds	Assists	Steals	Blocks	Minutes	Field Goals	3-Pt Field Goals	Free Throws
Season	N/A	N/A	N/A	N/A	N/A	N/A	N/A	N/A	N/A
Career	*19 (2) @ Ohio State 11/27/22	*10 v. Blackburn 11/09/21	*4 v. Bellarmine 02/22/21	*2 (7) v. Bellarmine 01/05/23	*2 v. Freed-Hardeman 11/29/21	*40 (2) @ Jacksonville 03/01/23	*7 (3) v. Christian Brothers 11/07/22	*6 v. Georgia State 11/20/21	*8 v. FGCU 02/07/21
#3 Takia Davis									
	Points	Rebounds	Assists	Steals	Blocks	Minutes	Field Goals	3-Pt Field Goals	Free Throws
Season	6 v. Shorter 11/04/24	7 v. Shorter 11/04/24	1 v. Tennessee Tech 11/07/24	1 v. Tennessee Tech 11/07/24	2 at NC Central 11/11/24	26 v. Shorter 11/04/24	2 (2) at NC Central 11/11/24	N/A	2 v. Shorter 11/04/24
Career	*11 v. Columbia Int'l 11/19/21	*8 v. Columbia Int'l 11/19/21	3 (2) @ Samford 02/11/23	2 (3) v. Young Harris 11/07/22	2 (3) at NC Central 11/11/24	26 v. Shorter 11/04/24	*5 @ NC A&T 02/26/22	N/A	4 v. UVA Wise 11/18/23
#4 Masa Buzic									
	Points	Rebounds	Assists	Steals	Blocks	Minutes	Field Goals	3-Pt Field Goals	Free Throws
Season	5 at NC Central 11/11/24	N/A	1 at NC Central 11/11/24	1 at NC Central 11/11/24	N/A	5 at NC Central 11/11/24	2 at NC Central 11/11/24	1 at NC Central 11/11/24	N/A
Career	5 at NC Central 11/11/24	N/A	1 at NC Central 11/11/24	1 at NC Central 11/11/24	N/A	5 at NC Central 11/11/24	2 at NC Central 11/11/24	1 at NC Central 11/11/24	N/A
#5 Sigrun Olafsdottir									
	Points	Rebounds	Assists	Steals	Blocks	Minutes	Field Goals	3-Pt Field Goals	Free Throws
Season	13 v. Troy 11/14/24	9 v. Troy 11/14/24	8 at NC Central 11/11/24	5 v. Troy 11/14/24	1 v. Tennessee Tech 11/07/24	40 v. Troy 11/14/24	4 (2) v. Troy 11/14/24	4 v. Troy 11/14/24	2 v. Shorter 11/04/24
Career	16 (2) v. ETSU 01/20/24	9 (3) v. Troy 11/14/24	8 (2) at NC Central 11/11/24	6 (2) at WCU 02/23/23	1 (9) v. Tennessee Tech 11/07/24	49 @ Furman 01/21/23	6 (4) v. Western Carolina 03/07/24	4 (3) v. Troy 11/14/24	5 v. North Alabama 12/18/21
#10 Izzy McPherson									
	Points	Rebounds	Assists	Steals	Blocks	Minutes	Field Goals	3-Pt Field Goals	Free Throws
Season	9 (2) v. Troy 11/14/24	3 v. Shorter 11/04/24	2 (2) at NC Central 11/11/24	2 v. Shorter 11/04/24	1 (2) v. Tennessee Tech 11/07/24	21 v. Tennessee Tech 11/07/24	3 (2) v. Troy 11/14/24	3 v. Troy 11/14/24	1 v. Shorter 11/04/24
Career	9 (2) v. Troy 11/14/24	3 v. Shorter 11/04/24	2 (2) at NC Central 11/11/24	2 v. Shorter 11/04/24	1 (2) v. Tennessee Tech 11/07/24	21 v. Tennessee Tech 11/07/24	3 (2) v. Troy 11/14/24	3 v. Troy 11/14/24	1 v. Shorter 11/04/24
#11 Caia Elisaldez									
	Points	Rebounds	Assists	Steals	Blocks	Minutes	Field Goals	3-Pt Field Goals	Free Throws
Season	15 v. Troy 11/14/24	5 v. Shorter 11/04/24	5 at NC Central 11/11/24	4 v. Tennessee Tech 11/07/24	N/A	36 v. Troy 11/14/24	6 v. Troy 11/14/24	1 v. Troy 11/14/24	2 (2) v. Troy 11/14/24
Career	15 (2) v. Troy 11/14/24	5 v. Shorter 11/04/24	8 v. Furman 02/03/24	4 v. Tennessee Tech 11/07/24	N/A	36 v. Troy 11/14/24	6 v. Troy 11/14/24	3 v. Wofford 02/02/24	5 @ UNCG 01/25/24
#12 Kalifa Ford									
	Points	Rebounds	Assists	Steals	Blocks	Minutes	Field Goals	3-Pt Field Goals	Free Throws
Season	N/A	N/A	N/A	N/A	N/A	N/A	N/A	N/A	N/A
Career	*35 v. Ouachita Baptist 01/27/22	*17 v. Ouachita Baptist 01/27/22	*5 (4) v. Shorter 01/18/24	*6 @ Ouachita Baptist 01/1/22	*2 v. Ozark Christian 11/12/19	*40(2) v. Ouachita Baptist 01/27/22	*11 (3) v. Montevallo 01/08/24	*4 v. Miles 03/15/24	*17 v. Ouachita Baptist 01/27/22

\*transfer stats

^transfer stats that are not included in NCAA totals



## Chattanooga Individual Season/Career Highs

#13 Taylor Searcey									
	Points	Rebounds	Assists	Steals	Blocks	Minutes	Field Goals	3-Pt Field Goals	Free Throws
Season	N/A	N/A	N/A	N/A	N/A	N/A	N/A	N/A	N/A
Career	*24 (2) @ Union (TN) 02/04/23	*14 v. Brewton-Parker 11/13/23	*8 (2) @ AUM 02/24/24	*7 @ Mississippi College 11/28/22	*2 v. West Georgia 03/05/24	*40 (2) v. Delta State 01/21/23	*10 @ Union (TN) 02/04/23	*2 (3) v. Lee 03/10/24	*10 @ Montevallo 01/02/23
#15 Frode Flos van der Schans									
	Points	Rebounds	Assists	Steals	Blocks	Minutes	Field Goals	3-Pt Field Goals	Free Throws
Season	8 at NC Central 11/11/24	2 v. Troy 11/14/24	1 v. Troy 11/14/24	N/A	N/A	10 v. Troy 11/14/24	3 at NC Central 11/11/24	1 at NC Central 11/11/24	2 v. Troy 11/14/24
Career	8 at NC Central 11/11/24	2 (2) v. Troy 11/14/24	1 v. Troy 11/14/24	1 v. Samford 01/13/24	1 v. King 11/06/23	10 (2) v. Troy 11/14/24	3 at NC Central 11/11/24	1 at NC Central 11/11/24	2 v. Troy 11/14/24
#21 Ava Card									
	Points	Rebounds	Assists	Steals	Blocks	Minutes	Field Goals	3-Pt Field Goals	Free Throws
Season	8 (2) v. Troy 11/14/24	6 v. Troy 11/14/24	1 (2) v. Troy 11/14/24	1 v. Troy 11/14/24	1 v. Troy 11/14/24	22 v. Troy 11/14/24	3 (2) v. Troy 11/14/24	1 (2) v. Troy 11/14/24	1 (2) v. Troy 11/14/24
Career	8 (2) v. Troy 11/14/24	6 v. Troy 11/14/24	1 (2) v. Troy 11/14/24	1 v. Troy 11/14/24	1 v. Troy 11/14/24	22 v. Troy 11/14/24	3 (2) v. Troy 11/14/24	1 (2) v. Troy 11/14/24	1 (2) v. Troy 11/14/24
#22 Gianna Corbitt									
	Points	Rebounds	Assists	Steals	Blocks	Minutes	Field Goals	3-Pt Field Goals	Free Throws
Season	12 at NC Central 11/11/24	11 v. Shorter 11/04/24	2 v. Shorter 11/04/24	5 v. Tennessee Tech 11/07/24	1 at NC Central 11/11/24	25 v. Shorter 11/04/24	4 (2) at NC Central 11/11/24	2 at NC Central 11/11/24	2 at NC Central 11/11/24
Career	12 at NC Central 11/11/24	11 v. Shorter 11/04/24	2 v. Shorter 11/04/24	5 v. Tennessee Tech 11/07/24	1 at NC Central 11/11/24	25 v. Shorter 11/04/24	4 (2) at NC Central 11/11/24	2 at NC Central 11/11/24	2 at NC Central 11/11/24
#25 Kailyn Farrell									
	Points	Rebounds	Assists	Steals	Blocks	Minutes	Field Goals	3-Pt Field Goals	Free Throws
Season	5 v. Troy 11/14/24	4 (2) v. Troy 11/14/24	1 v. Troy 11/14/24	1 (2) v. Troy 11/14/24	1 v. Tennessee Tech 11/07/24	17 at NC Central 11/11/24	2 v. Troy 11/14/24	1 v. Troy 11/14/24	N/A
Career	*28 v. Cleveland State CC 02/01/23	*14 (2) v. Roane State CC 01/18/23	*4 (4) v. Jackson State CC 02/25/23	*5 @ Columbia State CC 02/04/23	*3 (6) @ Roane State CC 02/22/23	*36 (2) @ Columbia State CC 02/04/23	*12 (2) @ Columbia State CC 02/04/23	*2 (5) v. Gadsden State 12/16/22	*9 v. Casper College 03/22/23
#32 Brooke Anya									
	Points	Rebounds	Assists	Steals	Blocks	Minutes	Field Goals	3-Pt Field Goals	Free Throws
Season	12 v. Tennessee Tech 11/07/24	4 (2) at NC Central 11/11/24	2 at NC Central 11/11/24	1 (3) at NC Central 11/11/24	1 v. Tennessee Tech 11/07/24	17 (2) v. Troy 11/14/24	5 v. Tennessee Tech 11/07/24	N/A	2 (3) v. Troy 11/14/24
Career	*19 @ Elon 03/07/24	*13 @ Howard 12/21/23	*4 (2) @ Campbell 02/25/24	*6 v. Presbyterian 01/21/23	*4 v. NJIT 11/25/23	*36 @ Elon 03/07/24	*8 v. Farmingdale State 12/16/23	*2 v. Delaware 11/07/22	*7 (3) @ Elon 03/07/24
#33 Karsen Murphy									
	Points	Rebounds	Assists	Steals	Blocks	Minutes	Field Goals	3-Pt Field Goals	Free Throws
Season	16 v. Shorter 11/04/24	5 v. Troy 11/14/24	2 v. Shorter 11/04/24	4 v. Tennessee Tech 11/07/24	2 v. Troy 11/14/24	34 v. Tennessee Tech 11/07/24	6 v. Shorter 11/04/24	4 v. Shorter 11/04/24	2 v. Tennessee Tech 11/07/24
Career	16 v. Shorter 11/04/24	12 @ UNCG 02/17/22	3 @ WCU 02/19/22	4 v. Tennessee Tech 11/07/24	6 v. ETSU 02/12/22	34 (2) v. Tenn Tech 11/07/24	6 (2) v. Shorter 11/04/24	4 (2) v. Shorter 11/04/24	3 (2) v. ETSU 02/12/22

\*transfer stats

^transfer stats that are not included in NCAA totals



## MOCs TV/RADIO ROSTER



**2 • JADE MOORE, G**  
5-7 | Sr. | St. Louis, Mo.



**3 • TAKIA DAVIS, F/C**  
6-2 | Sr. | Calhoun, Ga.



**4 • MASA BUZIC, G**  
5-10 | Fr. | Belgrade, Serbia



**5 • SIGRUN OLAFSDOTTIR, G**  
5-9 | Sr. | Hafnarfjörður, Iceland



**10 • IZZY MCPHERSON, G/F**  
5-10 | Fr. | Pleasant View, Tenn.



**11 • CAIA ELISALDEZ, G**  
5-5 | So. | Whittier, Calif.



**12 • KALIFA FORD, G/F**  
5-10 | Gr. | Bono, Ark.



**13 • TAYLOR SEARCEY, G**  
5-8 | Sr. | Lincoln, Neb.



**15 • FRODE FLOS VAN DER SCHANS, F/C**  
6-4 | R-So. | Amsterdam, Netherla



**21 • AVA CARD, G/F**  
6-0 | Fr. | Montgomery, Ala.



**22 • GIANNA CORBITT, F**  
6-1 | Fr. | Oakland Park, Fla.



**25 • KAILYN FARRELL, F**  
6-1 | Sr. | Tullahoma, Tenn.



**32 • BROOKE ANYA, F/C**  
6-0 | Gr. | Washington, D.C.



**33 • KARSEN MURPHY, F**  
6-0 | Sr. | Glendive, Mont.



**DEANDRA SCHIRMER**  
Head Coach



**TIANNI KELLY**  
Associate Head Coach



**NICOLE HEYN**  
Assistant Coach



**MALLORY ODELL**  
Assistant Coach



**ALEXIS UFFMANN**  
Assistant Coach