



2016-17 WOMEN'S BASKETBALL

SCHEDULE/RESULTS

OVERALL RECORD	16-0
SEC	2-0
NON-CONFERENCE	14-0
HOME	4-0
AWAY	7-0
NEUTRAL	5-0

DATE	OPPONENT	TV	TIME
N3	ARKANSAS-FORT SMITH (Exh.)	SECN+	W, 88-62
N11	! vs. Villanova		W, 108-62
N12	! vs. Maine		W, 87-43
N16	& vs. Tulane		W, 66-49
N20	TEXAS	SEC Network	W, 79-68
N25	^ vs. Oregon		W, 75-63
N26	^ vs. San Jose St.		W, 88-51
N27	^ at Hawaii		W, 66-41
D3	% at Iowa State	FSN	W, 85-81 (OT)
D10	at Southern Miss		W, 72-50
D13	at Arkansas-Little Rock		W, 58-44
D16	# vs. SMU		W, 91-42
D18	# vs. USC		W, 76-72
D20	ALABAMA STATE	SECN+	W, 90-47
D28	NORTHWESTERN STATE	SECN+	W, 106-30
J1	* LSU	SEC Network	W, 74-48
J5	* at Arkansas	SECN+	W, 59-51
J8	* at Tennessee	SECN+	1 p.m.
J12	* FLORIDA	SEC Network	8 p.m.
J16	* OLE MISS	SEC Network	6 p.m.
J19	* at Alabama	SECN+	7 p.m.
J23	* at South Carolina	ESPN2	6 p.m.
J29	* TEXAS A&M	SEC Network	3 p.m.
F2	* at Auburn	SEC Network	8 p.m.
F5	* MISSOURI	ESPNU	1:30 p.m.
F9	* VANDERBILT	SEC Network	8 p.m.
F12	* at Ole Miss	SEC Network	3 p.m.
F16	* GEORGIA	SECN+	7 p.m.
F19	* at Texas A&M	SEC Network	4 p.m.
F23	* at Kentucky	SECN+	6 p.m.
F26	* TENNESSEE	ESPNU/ ESPN2	1/4 p.m.
M1-5	SEC Tournament (Greenville, S.C.)		
M17-20	NCAA First/Second Rounds		
M24-27	NCAA Regionals		
M31 & A2	NCAA Women's Final Four (Dallas, Texas)		

All Times Central

Home Games In Bold

- ! — Maine Tipoff Tournament (Orono, Maine)
- & — Mississippi Coast Coliseum (Biloxi, Miss.)
- ^ — Rainbow Wahine Showdown (Honolulu, Hawaii)
- % — SEC/Big 12 Challenge (Ames, Iowa)
- # — Women of Troy Classic (Los Angeles, Calif.)
- * — SEC Game



MISSISSIPPI STATE

16-0 (2-0 SEC)

Head Coach: Vic Schaefer (5th Season)
Record At MSU: 106-46
AP/USAT Rank: 4/4

TENNESSEE

10-4 (2-0 SEC)

Head Coach: Holly Warlick (5th Season)
Record At UT: 118-38
AP/USAT Rank: RV/RV

JANUARY 8, 2017 | 1 P.M. CT | KNOXVILLE, TENN.

BULLDOG PROJECTED STARTING 5 (Based On Pvs. Game)



00 ■ DOMINIQUE DILLINGHAM

5-9 • G • Sr. • SPRING, TEXAS

PPG	RBD	AST	BLK	STL	FG%	3FG%	FT%
6.3	2.7	1.9	0.2	1.3	.415	.438	.857

NOTABLES: Preseason 2nd Team All-SEC... 2nd among active SEC players in career steals (195)... Taken 119 career charges, 11 this season.



45 ■ CHINWE OKORIE

6-5 • C • Sr. • LAGOS, NIGERIA

PPG	RBD	AST	BLK	STL	FG%	3FG%	FT%
10.3	6.8	0.2	0.8	0.4	.582	.000	.431

NOTABLES: 6th in MSU career FG% (51.7%)... Avg. 15.5 pts, 10.5 rbd in SEC games... Scored SEC personal-best 17 pts. vs. LSU... Career-high 15 rbd. at Arkansas.



3 ■ BREANNA RICHARDSON

6-1 • F • Sr. • CONYERS, GA.

PPG	RBD	AST	BLK	STL	FG%	3FG%	FT%
7.9	4.8	1.3	0.4	0.7	.616	.000	.690

NOTABLES: 9.6 ppg, 68.8 FG% last 8 gms... Leads MSU in FG%... 23rd in MSU career scoring (944 pts)... 9th among SEC active plyrs. in pts., 5th in rebounds (614).



35 ■ VICTORIA VIVIAN

6-1 • G • Jr. • CARTHAGE, MISS.

PPG	RBD	AST	BLK	STL	FG%	3FG%	FT%
16.5	4.4	1.7	0.1	1.7	.419	.322	.740

NOTABLES: Avg. 20.3 career ppg vs. Tennessee... 5th in SEC with 18.5 ppg in league games... Avg. 21.2 ppg last 5 gms... 3.7 spg, 7.7 rpg the last 3 gms.



2 ■ MORGAN WILLIAM

5-5 • G • Jr. • BIRMINGHAM, ALA.

PPG	RBD	AST	BLK	STL	FG%	3FG%	FT%
10.8	1.9	3.9	0.1	2.0	.505	.235	.816

NOTABLES: 2nd on team in scoring, 3rd in FG%... 15 pts. at Arkansas, 11 in 2nd half... 8th in SEC in FT% and assts... 83.8% career FT%, 1st in MSU history, 7th current DI players.



@HailStateWBK



Facebook.com/HailStateWBK



HailStateWBK



TIPOFF: 1 P.M. CT

LOCATION: KNOXVILLE, TENN.

ARENA: THOMPSON-BOLING ARENA (21,678)

TELEVISION: SEC Network +

BOB KESLING (PXP)

ANDRAYA CARTER (ANALYST)

RADIO: WKBB-FM 100.9; WCNA-FM 95.9

JASON CROWDER (PXP)

CHARLIE WINFIELD (ANALYST)

BULLDOGS VS. TENNESSEE

TENNESSEE (UT leads 36-2)

At MSU: UT leads 17-1

At Tennessee: UT leads 15-0

At Neutral Sites: UT leads 4-1

Last 15 Meetings			
3/5/2016	W	58-48	N(50)
1/28/2016	W	65-63 (OT)	H
2/1/2015	L	67-79	A
1/16/2014	L	63-67	H
1/31/2013	L	45-88	A
2/16/2012	L	41-57	H
1/27/2011	L	55-81	A
1/10/2010	L	48-75	H
2/22/2009	L	68-82	A
1/15/2009	L	56-63	H
2/24/2008	L	46-72	H
2/7/2008	L	69-87	H
1/18/2007	L	44-73	A
1/15/2006	L	56-79	H
2/24/2005	L	56-78	A

MSU-UT COMPARISON

	MSU	UT
SCORING	1280	1080
Points per game	80.0	77.1
Scoring margin	+27.4	+13.4
FIELD GOALS-ATT	466-981	398-915
Field goal pct	.475	.435
3 POINT FG-ATT	88-231	83-227
3-point FG pct	.381	.366
3-pt FG made per game	5.5	5.9
FREE THROWS-ATT	260-370	201-277
Free throw pct	.703	.726
FT made per game	16.3	14.4
REBOUNDS	625	636
Rebounds per game	39.1	45.4
Rebounding margin	+10.7	+6.1
ASSISTS	251	217
Assists per game	15.7	15.5
TURNOVERS	226	209
Turnovers per game	14.1	14.9
Turnover margin	+7.9	-0.8
Assist/turnover ratio	1.1	1.0
STEALS	165	92
Steals per game	10.3	6.2
BLOCKS	54	69
Blocks per game	3.4	4.9

MSU STATS LEADERS




POINTS

Victoria Vivians
16.5 PPG



REBOUNDS

Chinwe Okorie
6.8 RPG



ASSISTS

Morgan William
3.9 APG



BLOCKS

Teaira McCowan
1.1 BPG



STEALS

Morgan William
2.0 SPG

BULLDOG BITES

- Mississippi State has started the season 16-0 after Thursday's win at Arkansas in the SEC road opener. MSU is two wins shy of matching the best start in program history (18, 2014-15).
- MSU's 16 wins are most in the nation. The Dawgs' seven road wins are tied for the most in the country and one shy of matching the 2008-09 team for the most in school history.
- State is the SEC's only undefeated team and one of three in the nation — UConn and Virginia Tech — without a loss.
- The Bulldogs join Tennessee and South Carolina as the only teams to open league play 2-0.
- MSU is now 24-10 in league games going back to 2014-15. That is the third-most wins in the league in that span.
- State is 34-32 in SEC play under Vic Schaefer. The Bulldogs have won five-straight and 9 of their last 11 regular-season SEC contests.
- MSU is a program-best No. 4 in both the Associated Press and USA Today polls. It's State's 45th-straight week in both. It's the eighth-longest active streak in the nation in AP.
- Thursday was the 11th time this season MSU has held its opponent to 51 or fewer points. The Bulldogs allow 52.6 ppg on the year, fewest in the SEC and eighth in the nation.
- State is fifth in the nation, second in the SEC, in 3-point defense, holding teams to 24.4%.
- MSU has shot the basketball at a 47.5% clip, a tally that is tops in the league and 13th in the nation. State is also 17th in the nation, second in the SEC, in scoring offense (80.0 ppg).
- State fell short in the turnover battle for just the second time this season. MSU forces 22.0 turnovers per game, 15th-most in the nation. It is ninth in Division I in turnover margin at +7.8.
- Senior Chinwe Okorie had her second double-double of the season with 14 points and 15 rebounds at Arkansas. Her 15 boards are a career high. Okorie is averaging 15.5 points and 10.5 rebounds through the first two league games.
- Victoria Vivians is scoring at a 21.2 clip the last five games. She is also averaging 3.7 steals in the last three games. Vivians is tied for fifth in the league with 18.5 ppg in SEC play.
- Junior Morgan William was 4 for 4 at the line in the last five minutes of Thursday's win. She is 26 of 29 (89.7%) in that span this season.
- Senior Breanna Richardson moved into 23rd on MSU's career scoring list (944 pts.). Richardson is averaging 10.0 points and shooting 71% from the field the last five games.

SERIES VS. TENNESSEE

- Sunday will be the 39th meeting between the Bulldogs and Tennessee. It will be the first of two this season, as the Lady Vols come to Starkville for the regular-season finale.
- Tennessee had won every meeting in the series until last season when the Bulldogs won a 65-63 overtime thriller. State then made it two-straight victories in the series in the semifinals of the SEC Tournament, winning a 58-48 decision in Jacksonville, Fla.
- Victoria Vivians and Dominique Dillingham scored 14 points each in the Bulldogs' first win against UT. State rallied to tie by out-scoring the Lady Vols 15-3 in the fourth quarter.
- In the year's second matchup, Vivians sparked MSU with 30 points while Morgan William tallied 12 points to send State to the tournament title game.

ABOUT THE LADY VOLS

- Tennessee enters Sunday 10-4 overall and 2-0 in the league after defeating Kentucky 72-65 at home and winning on the road at Vanderbilt 70-57 on Thursday.
- UT averages 77.1 points and 45.4 rebounds per game. Mercedes Russell leads the Lady Vols on the season with 16.6 ppg and 9.6 rpg. In league games she is averaging 18.5 points and 11.0 rebounds. Diamond DeShields also averages 18.5 ppg in SEC play, 15.8 for the season.

NEXT UP FOR THE DAWGS

- The Bulldogs return home for a pair of contests. Florida visits Starkville Thursday before rival Ole Miss heads to the Hump on Monday.



@HailStateWBK



Facebook.com/HailStateWBK



HailStateWBK

MISSISSIPPI STATE 2016-17 RADIO/TV ROSTER



00 DOMINIQUE DILLINGHAM
G • 5-9 • Sr. • Spring, Texas



1 BLAIR SCHAEFER
G • 5-7 • Jr. • Starkville, Miss.



2 MORGAN WILLIAM
G • 5-5 • Jr. • Birmingham, Ala.



3 BREANNA RICHARDSON
F • 6-1 • Sr. • Conyers, Ga.



4 AMESHYA WILLIAMS
F • 6-2 • Fr. • Gulfport, Miss.



10 JAZZMUN HOLMES
G • 5-8 • So. • Gulfport, Miss.



11 ROSHUNDA JOHNSON
G • 5-7 • R-Jr. • Little Rock, Ark.



12 JACAIRA "IGGY" ALLEN
G • 5-10 • Fr. • Pompano Beach, Fla.



13 KETARA CHAPEL
F • 6-1 • Sr. • Temple, Texas



15 TEAIRA MCCOWAN
C • 6-7 • So. • Brenham, Texas



25 ZION CAMPBELL
C • 6-3 • R-Fr. • Washington, D.C.



35 VICTORIA VIVIANS
G • 6-1 • Jr. • Carthage, Miss.



45 CHINWE OKORIE
C • 6-5 • Sr. • Lagos, Nigeria

PRONUNCIATION GUIDE

Jacaira Allen Juh-KAI-ra
Ketara Chapel Kah-TARE-ah CHAP-ul
Teaira McCowan Tee-AIR-ah
Chinwe Okorie CHIN-way Oh-CORE-ee
Breanna Richardson Bree-AHN-ah
 Victoria Vivians VI-vee-ans
Ameshya Williams Ah-ME-sha



2015 SEC COACH OF THE YEAR
VIC SCHAEFER
Head Coach
5th Season at MSU



JOHNNIE HARRIS
Associate Head Coach
5th Season at MSU



DIONNAH JACKSON-DURRETT
Assistant Coach
2nd Season at MSU



CARLY THIBAUT
Assistant Coach
1st Season at MSU

MISSISSIPPI STATE 2016-17 NUMERICAL ROSTER

No.	Player	Pos.	Ht.	Cl.	Exp.	Hometown (Previous School)
00	Dominique Dillingham	G	5-9	Sr.	3L	Spring, Texas (Klein Collins HS)
1	Blair Schaefer	G	5-7	Jr.	2L	Starkville, Miss. (Starkville HS)
2	Morgan William	G	5-5	Jr.	2L	Birmingham, Ala. (Shades Valley HS)
3	Breanna Richardson	F	6-1	Sr.	3L	Conyers, Ga. (Rockdale County HS)
4	Ameshya Williams	F	6-2	Fr.	HS	Gulfport, Miss. (West Harrison HS)
10	Jazzmun Holmes	G	5-8	So.	1L	Gulfport, Miss. (Harrison Central HS)
11	Roshunda Johnson	G	5-7	RJr.	RS	Little Rock, Ark. (Parkview HS/Oklahoma St.)
12	Jacaira "Iggy" Allen	G	5-10	Fr.	HS	Pompano Beach, Fla. (Dillard HS)
13	Ketara Chapel	F	6-1	Sr.	3L	Temple, Texas (Temple HS)
15	Teaira McCowan	C	6-7	So.	1L	Brenham, Texas (Brenham HS)
25	Zion Campbell	C	6-3	R-Fr.	RS	Washington, D.C. (Riverdale Baptist School)
35	Victoria Vivians	G	6-1	Jr.	2L	Carthage, Miss. (Scott Central HS)
45	Chinwe Okorie	C	6-5	Sr.	2L	Lagos, Nigeria (Stoneleigh-Burnham [Mass.] Prep)

COACHING STAFF

Head Coach.....Vic Schaefer — Fifth Season
 Associate Head Coach.....Johnnie Harris — Fifth Season
 Assistant Coach Dionnah Jackson-Durrett — Second Season
 Assistant Coach Carly Thibault — First Season

Dir. of Operations Maryann Baker — Fifth Season
 Dir. of Scouting/Video Coordinator..... Skylar Collins — Fourth Season
 Head Strength & Conditioning CoachAnthony Harvey — First Season



@HailStateWBK



Facebook.com/HailStateWBK



HailStateWBK



SEC STANDINGS (THROUGH 1/5)

TEAM	SEC			OVERALL		
	W	L	PCT.	W	L	PCT.
Mississippi State	2	0	1.000	16	0	1.000
South Carolina	2	0	1.000	12	1	.923
Tennessee	2	0	1.000	10	4	.714
Alabama	1	1	.500	13	2	.867
Auburn	1	1	.500	11	5	.688
Georgia	1	1	.500	9	6	.600
Kentucky	1	1	.500	10	5	.667
LSU	1	1	.500	12	3	.800
Ole Miss	1	1	.500	12	3	.800
Missouri	1	1	.500	11	5	.688
Texas A&M	1	1	.500	11	4	.733
Arkansas	0	2	.000	11	4	.733
Florida	0	2	.000	9	6	.600
Vanderbilt	0	2	.000	10	5	.667

SEC SCHEDULE

8 (Sunday)

- *Alabama at Missouri (SECN+) 2:00 p.m. CT
- *LSU at Arkansas (SECN+) 2:00 p.m. CT
- *Ole Miss at Auburn (SEC Network) 3:00 p.m. CT
- *South Carolina at Florida (ESPNU) 12:00 p.m. ET
- *Vanderbilt at Georgia (SEC Network) 12:00 p.m. ET
- *Texas A&M at Kentucky (SEC Network) 2:00 p.m. ET
- *Mississippi State at Tennessee (SECN+) 2:00 p.m. ET

12 (Thursday)

- *Kentucky at Alabama (SECN+) 7:00 p.m. CT
- *Arkansas at Texas A&M (SECN+) 7:00 p.m. CT
- *Auburn at Vanderbilt (SECN+) 7:00 p.m. CT
- *Florida at Mississippi State (SEC Network) 8:00 p.m. CT
- *Georgia at South Carolina (SEC Network) 7:00 p.m. ET
- *Missouri at LSU (SECN+) 7:00 p.m. CT
- *Tennessee at Ole Miss (SECN+) 6:00 p.m. CT

15 (Sunday)

- *Arkansas at Alabama (SEC Network) 4:00 p.m. CT
- *Texas A&M at Florida (SEC Network) 1:00 p.m. ET
- *Georgia at Kentucky (SEC Network) 3:00 p.m. ET
- *South Carolina at LSU (SECN+) 2:00 p.m. CT
- *Missouri at Vanderbilt (SECN+) 2:00 p.m. CT

2016-17 SEC PRESEASON POLLS

MEDIA

1. South Carolina
2. Mississippi State
3. Tennessee
4. Kentucky
5. Florida
6. Texas A&M
7. Auburn
8. Missouri
9. Vanderbilt
10. Georgia
11. Arkansas
12. LSU
13. Alabama
14. Ole Miss

COACHES

1. South Carolina
2. Mississippi State
3. Tennessee
4. Florida
5. Kentucky
6. Auburn
7. Missouri
8. Texas A&M
9. Vanderbilt
10. Arkansas
11. LSU
12. Georgia
13. Alabama
14. Ole Miss

STATE PILING UP THE WINS

- Following Thursday's win at Arkansas, MSU has compiled a 71-15 (.826) record since the 2014-15 season. That total is second in the SEC behind South Carolina and in the Top 15 in the Division I ranks. MSU also has the second-most wins among SEC teams since 2013-14, going 93-29 (.762) after going 61-63 the previous four years.
- State is 24-10 since 2014-15 in SEC play after going 18-46 the four years prior. The 24 SEC wins rank third behind South Carolina (33) and Tennessee (25).

OFF TO A STRONG START

- MSU has started a season 16-0 for the second time in three years. The current win total is the second-best start in school history behind the 2014-15 squad.
 1. 18 — 2014-15
 2. 16 — 2016-17

- With a perfect run through a challenging non-conference slate, MSU has now won 42 of its last 43 regular-season pre-SEC games going back to 2014-15. The Bulldogs have now won 22-straight games in the lead-up to SEC play.

BULLDOGS AMONG THE UNBEATENS

- Mississippi State is the SEC's only undefeated team. The Dawgs are one of only three teams in the nation without a loss, and their 16 wins are most in the Division I ranks. The Bulldogs and UConn are the only undefeated teams in the Top 10 of the NCAA RPI.

ROAD WARRIORS

- Of Mississippi State's 16 wins, 12 have come away from Humphrey Coliseum. State has seven wins in true road games, tied for the most in the country.
- The squad is one win from matching the program record for road wins in a season (8, 2008-09). One more road victory would give the Bulldogs a winning mark away from home for the third-straight year, something no other MSU squad has done.

DAWGS DEFEND THE HUMP

- The Hump has become one of the toughest places to play, with Michigan State head coach Suzy Merchant saying it is the loudest arena she has ever coached in.
- The home court advantage has helped the Bulldogs compile a 37-3 (.925) record in the Hump since 2014-15, one of the best home records in the SEC. Since 2013-14, MSU is 53-8 (.869) on the home court, the second-most home victories in the league.
- MSU has won 40 of its last 44 home games going back to 2013-14 and is 65-13 all-time at home under Schaefer.

BULLDOGS BRING FANS TO THE TURNSTILES

- Mississippi State has averaged 6,438 fans for its three home games, among the Top 10 average attendances in the nation.
- Sunday's crowd for the SEC opener was 11th in program history, while Wednesday's non-conference finale drew the seventh-largest with 6,352. The 7,764 for the home opener against Texas is the second-largest in program annals and the third-largest women's basketball crowd ever in the state.
- The Top 8 crowds and 15 of the Top 20 have come during Schaefer's tenure.
- Last Sunday's attendance was the third-largest in the SEC on opening day.

DAWGS BOAST ONE OF NATION'S MOST-EXPERIENCED ROSTERS

- Last season Mississippi State owned one of the nation's youngest rosters, with 10 of the Bulldogs' 14 roster players boasting one year or less of college experience. This year is different, however, as eight players are either juniors or seniors.
- Here is a breakdown of the per-game averages and percentages returning for MSU this season:
 - Points**62.2 ppg (90%)
 - Rebounds**35.9 rpg (89%)
 - Assists**12.5 apg (91.4%)
 - Blocks**3.7 bpg (82.2%)
 - Steals**7.2 spg (92.5%)

STATE PICKED 2ND IN SEC

- The Bulldogs enter the 2016-17 campaign boasting the best preseason SEC pick in school history with a second-place selection by both league media and the coaches. Mississippi State tied for second in the conference last season, the highest finish by a Bulldog squad. MSU finished 11-5 for the second-straight year. The 11 SEC wins are the most in school history.

DAWGS CLIMB INTO TOP 4 OF POLLS

- Mississippi State made history again this week as it claimed a program-best No. 4 national ranking in this week's Associated Press and USA Today Top 25 polls.
- MSU has been ranked in both for 45-straight weeks. The AP run is the eighth-longest active streak in the nation and third-longest among SEC teams, rating behind Kentucky (132) and South Carolina (82).



@HailStateWBK



Facebook.com/HailStateWBK



HailStateWBK

THE LAST TIME THE BULLDOGS...

Defeated an AP Top 10 Team
No. 8 Texas, 79-68 (11/20/16)

Defeated an AP Top 25 Team
No. 16 Michigan State [NCAAT], 74-74 (3/20/16)

Defeated a ranked team on the road
No. 17 South Florida, 68-58 (12/30/15)

Overcame a 10+ point halftime deficit to win
17, at Iowa State (12/3/16)

Scored 100 or more points
106 vs. Northwestern St. (12/28/16)

Held a team to 50 points or less
48 vs. LSU (1/1/17)

Held a team to 40 points or less
37 vs. Miss. Valley St. (11/24/15)

Held a team to 30 points or less
30 vs. Northwestern St. (12/28/16)

Made 40 field goals
45 vs. Miss. Valley St. (11/24/15)

Made 50 field goals
53 vs. Judson College (2/24/86)

Made 10 3-point field goals
11 vs. SMU (12/16/16)

Made 30 or more free throws
33 vs. Louisiana Tech (12/11/14)

Shot 50% or better from the field
57.1 vs. LSU (1/1/17)

Shot 60% or better from the field
61.3 vs. Villanova (11/11/16)

Had 65 rebounds
69 vs. SE Louisiana (12/7/14)

Had 70 rebounds
71 vs. Arkansas-Pine Bluff (11/13/09)

Had 35 or more assists
37 vs. Memphis (1/3/80)

Had 30 or more steals
30 vs. New Orleans (11/17/13)

Won an overtime game
85-81 at Iowa State (12/3/16)

Won a double overtime game
74-66 vs. Southern Miss (3/24/14)

THE LAST TIME A BULLDOG PLAYER...

Had a player score 20 points
24, Victoria Vivians vs. LSU (11/1/17)

Had a player score 30 points
30, Victoria Vivians vs. Tennessee [SECT] (3/5/16)

Had a player score 35 points
36, Victoria Vivians at Louisiana Tech (12/13/15)

Had a player score 40 points
43, Alexis Rack vs. Maryland (11/22/09)

Had a player score 45 points
47, Tan White vs. Vanderbilt (2/3/05, 2OT)

Had 2 players score 20 points in a game
Victoria Vivians [22], Breanna Richardson [21] vs. Northwestern St. (12/28/16)

Had 3 players score 20 points in a game
Nitra Perry (24), Cynthia Hall (21), & Jennifer Fambrough (21) vs. So. Miss. (11/20/99)

Had 5 or more players score double figures in a game
5, vs. Northwestern St. (12/28/16)

Had a player make 10 field goals in a game
10, Breanna Richardson vs. Northwestern St. (12/28/16)

Had a player make 20 field goals in a game
20, LaToya Thomas vs. Tulsa (11/17/02)

Had a player make 5 or more 3-point field goals in a game
5, Victoria Vivians vs. Michigan St. [NCAAT] (3/20/16)

Had a player make 10 free throws in a game
13, Morgan William vs. Texas (11/20/16)

Had a player make 15 free throws in a game
18, Jennifer Fambrough vs. Northwestern St. (12/19/98)

Had a player grab 10 rebounds in a game
12, Victoria Vivians vs. LSU (1/1/17)

Had a player grab 15 rebounds in a game
15, Chinwe Okorie at Arkansas (1/5/17)

Had a player grab 20 rebounds in a game
23, Martha Alwal vs. Ole Miss (2/23/14)

Had a player record 10 or more assists
11, Morgan William vs. Savannah St. (11/29/15)

Had a player record 10 blocks in a game
10, Martha Alwal vs. Jacksonville St. (11/11/11)

Had a player record 5 or more steals in a game
5, Victoria Vivians vs. Northwestern St. (12/28/16)

Had a player record a double-double
Chinwe Okorie [14 pts., 15 rbd.] at Arkansas (1/5/17)

Had 2 players record double-doubles in a game
Victoria Vivians [23 pts., 10 rbd.] & Teaira McCowan [10 pts., 13 rbd.] vs. Auburn (1/7/16)

Had a player record a triple-double
Cynthia Hall, 12 points, 10 rebounds and 12 assists vs. La.-Lafayette (12/16/00)

ALSO IN TOP 4 IN RPI

- Non-conference RPI won't be an issue for Mississippi State when it comes to NCAA Tournament selection time. State, which claimed its top RPI win against LSU, ended Thursday No. 4 in the NCAA RPI.
- MSU is 3-0 against the RPI Top 50, 8-0 vs. the Top 100.

SCHAEFER WINS NO. 100 AT MSU

- Vic Schaefer won his 100th game as MSU head coach on Dec. 13, the second coach in program history to reach the milestone. He became the fastest to reach the mark.
- He is now 106-46 at MSU.

GOING FOR 20 AND MORE HISTORY

- Mississippi State has won 20-plus games each of the last three seasons, the first time Bulldog squads have enjoyed three-straight 20-win seasons. MSU is now four wins from a fourth-straight 20-win campaign. Prior to Schaefer's arrival, MSU had only claimed four seasons with 20 victories.

BULLDOGS PUTTING IN THE POINTS

- Mississippi State heads to Knoxville averaging 80.0 ppg, the second-best scoring average in the SEC and 17th in the nation.
- MSU has scored 1,280 points this season, the same number last year's team had through its first 16 games.
- The Bulldogs have won games by a +27.4 average, second in the SEC and fifth in the nation.
- MSU secured its largest margin of victory in the series against LSU while recording its biggest win in an SEC opener since 1998 (89-51 vs. Vanderbilt — 12/6/98). That win came after State recorded the second-largest margin of victory in school history with a 76-point win against Northwestern State on Dec. 28.
- The Bulldogs are 64-5 under Schaefer when scoring 70 or more points, 80-10 when putting 65 or more on the scoreboard.

MAKING #MCBUCKETS

- Although this year's team has the same scoring average as this time a year ago, the 2016-17 Bulldogs are shooting the ball over five percentage points higher. MSU knocks down jumpers at a 47.5% clip, the top mark in the league and 13th in the Division I ranks.
- The Bulldogs made 57.1% from the field against LSU, the program's best shooting percentage in an SEC game since Feb. 16, 2003 (59.3% vs. Kentucky).
- MSU has shot 50% or better from the field in seven contests this season, the most for a Bulldog squad under Schaefer.
- State is 42-4 under Schaefer, 28-1 since 2014-15, when making 45% or better.
- The last time an MSU squad shot over 45% from the field for the season was 2001-02.
- The Bulldogs have been among the nation's best despite being the only team in the Top 10 without a McDonald's All-American on the roster. That note earned the title McBuckets from ESPN analyst Rebecca Lobo during a recent broadcast.

STATE STINGY WITH THE POINTS

- Thursday was the 11th time this year the Bulldogs have held opponents to 51 or fewer points. MSU's defense has held its last four opponents to 44.0 ppg.
- The Bulldogs lead the SEC and are eighth nationally allowing 52.6 ppg.
- State is 38-1 under Schaefer when holding teams below 50 points.

DAWGS DEFEND THE ARC

- MSU has held its last three opponents to 7 of 46 from the 3-point arc (15.2%). State ranks second in the league, fifth in the country, holding teams to 24.4%.
- In Schaefer's tenure, MSU has limited teams to 471 of 1708 (27.6%).

BULLDOGS SINKING THE TRIPLES

- While they have been stingy to opponents, the Bulldogs have drained the triple at a 38.1% clip that is second in the SEC and 20th nationally. State's 88 made triples are fifth in the league.

GOING TO THE CHARITY STRIPE

- Mississippi State has made one more free throw than its opponents have attempted this season. The Dawgs have 111 more attempts than their foes.
- State's 260 made free throws are fourth in the country, while its 370 attempts are third. Both are second in the SEC.
- Under Schaefer, MSU is 47-8 when attempting 25-plus free throws and 25-3 when going to the line 30 or more times.



CAREER WATCH

SCORING

	player	games	points	avg.
1	LaToya Thomas (2000-03)	125	2,981	23.8
2	Tan White (2002-05)	121	2,421	20.0
3	Alexis Rack (2007-10)	129	1,756	13.6
6	Sharon Thompson (1995-98)	107	1,526	14.3
7	Polly Branch (1983-87)	11	1,518	13.7
8	Victoria Vivians (2015-pres.)	86	1,385	16.1
22	Robin Porter (2006-09)	122	1,041	8.5
22	Robin Porter (2006-09)	122	1,041	8.5
23	Breanna Richardson (2014-pres.)	120	944	7.9
25	Jemmye Ann Helms (1993-97)	101	917	9.1
—	Dominique Dillingham (2014-pres.)	116	858	7.4
—	Morgan William (2015-pres.)	86	831	9.7

FIELD GOAL PERCENTAGE (minimum 300 attempts)

	player	games	percentage
1	LaToya Thomas (2000-03)	125	55.3 (1,119-2,024)
3	Ann Lashley (1985-88)	116	53.6 (439-819)
4	Erica Simmons (1990-93)	107	53.2 (223-419)
5	Louise Grimes (1981-82)	55	51.9 (368-709)
6	Chinwe Okorie (2015-pres.)	86	51.7 (217-420)

THREE-POINT FIELD GOALS MADE

	player	games	field goals
1	Alexis Rack (2007-10)	129	340 (1057 att.)
2	Tan White (2002-05)	121	222 (714 att.)
3	Mary Kathryn Govero (2008-11)	128	182 (492 att.)
4	Victoria Vivians (2015-pres.)	86	177 (557 att.)

THREE-POINT FIELD GOAL ATTEMPTS

	player	games	attempts
1	Alexis Rack (2007-10)	129	1057 (made 340)
2	Tan White (2002-05)	121	714 (made 222)
3	Victoria Vivians (2015-pres.)	86	557 (made 177)

FREE THROWS MADE

	player	games	free throws
1	LaToya Thomas (2000-03)	125	709 (914 att.)
2	Tan White (2002-05)	121	413 (557 att.)
4	LaCharlotte Smith (1993-96)	106	379 (526 att.)
5	Sharon Thompson (1995-98)	107	366 (602 att.)
6	Morgan William (2015-pres.)	86	356 (425 att.)
10	Laura Springer (1978-81)	117	288 (396 att.)
—	Breanna Richardson (2014-pres.)	120	242 (354 att.)
—	Dominique Dillingham (2014-pres.)	116	217 (310 att.)

FREE THROWS ATTEMPTS

	player	games	attempts
1	LaToya Thomas (2000-03)	125	914 (made 709)
2	Sharon Thompson (1995-98)	107	602 (made 366)
3	Tan White (2002-05)	121	557 (made 413)
6	Sophie Ratliff (1987-90)	117	499 (made 290)
7	Martha Alwal (2012-15)	124	476 (made 333)
8	Morgan William (2015-pres.)	86	425 (made 356)
10	Alexis Rack (2007-10)	129	387 (made 296)
—	Breanna Richardson (2014-pres.)	120	354 (made 242)
—	Dominique Dillingham (2014-pres.)	116	310 (made 217)

FREE THROW PERCENTAGE (minimum 150 attempts)

	player	games	percentage
1	Morgan William (2015-present)	86	83.8 (356-425)
2	LaToya Thomas (2000-03)	125	77.6 (709-914)
3	Jennifer Fambrough (1999-02)	117	77.5 (396-511)

ASSISTS

	player	games	assists	avg.
1	Angela Harris (1997-00)	110	463	4.2
2	Tan White (2002-05)	121	457	3.8
5	Laura Springer (1978-81)	117	392	3.4
6	Polly Branch (1983-87)	106	391	3.5
7	Morgan William (2015-pres.)	86	361	4.2

BLOCKED SHOTS

	player	games	blocks	avg.
1	Martha Alwal (2012-15)	124	328	2.6
2	Chanel Mokango (2009-10)	67	180	2.7
7	Mamie McKinney (2003-06)	116	71	0.6
8	Catina Bett (2011-12)	52	63	1.2
8	Teaira McCowan (2016-present)	51	63	1.2

STEALS

	player	games	steals	avg.
1	Tan White (2002-05)	121	372	3.1
2	Kunshinge Sorrell (1987-88)	62	238	3.8
3	LaCharlotte Smith (1993-96)	106	230	2.2
4	Lisa Scott (1989-92)	106	205	1.9
5	Alexis Rack (2007-10)	129	202	1.6
6	Dominique Dillingham (2014-pres.)	116	195	1.7

CREATING TURNOVERS=WINS

- MSU came up short in the turnover battle for just the second time this season on Thursday, but the Bulldogs still own a +7.8 turnover margin that is third in the SEC and ninth in Division I.
- State forces 22.0 turnovers per game, fourth in the SEC and 15th in the country. MSU has forced 20 or more turnovers 10 times this season.
- MSU's ability to force the turnover has resulted in the squad averaging 10.3 steals per game, fifth-most in the conference. It has also allowed the Bulldogs extra opportunities on offense, as they have taken 180 more shots than their opponents. That is 11.3 more shots per game for State.
- Each of the last three seasons, Mississippi State has ranked in the Top 2 in the league and Top 14 in the nation in turnover margin.
- State is 90-22 under Schaefer, 62-9 since 2014-15, when winning the turnover battle.
- The Bulldogs average 26.2 points off turnovers this season to just 11.6 for foes.

BULLDOGS ON THE BOARDS

- State out-rebounded Arkansas by 16 on Thursday, the largest rebounding margin for MSU since it held a +17 advantage against Ole Miss last Jan. 18.
- The Bulldogs head to Knoxville with a +10.7 rebounding margin that is second in the SEC and 13th in the country. MSU has only been out-rebounded once (Texas).
- MSU grabbed 19 offensive boards Thursday, keeping State atop the SEC with 15.8 offensive rebounds this year. That has resulted in the Dawgs averaging 14.6 second-chances points per game.

STATE SOLVES HILTON MAGIC

- Iowa State's ability to win at home earned the moniker Hilton Magic. State became one of the rare teams to win there, halting ISU's 96-game win streak in regular season non-conference home games.
- The thrilling comeback win earned MSU record rankings and NCAA Team of the Week honors. It's the second-straight year the Bulldogs have received the accolade.

STATE CLAIMS TRIO OF TOURNEY TITLES

- The perfect pre-SEC slate included three tournament titles for MSU. State won the Women of Troy Classic, Maine Tipoff Tournament and Rainbow Wahine Showdown.
- Victoria Vivians was MVP in both Maine and Hawaii. She was also named to the Women of Troy Classic all-tournament team, while Morgan William was tournament MVP. Chinwe Okorie earned a spot on the Rainbow Wahine Showdown all-tournament squad, while Roshunda Johnson was named to the Maine Tipoff all-tournament team.

STATE REPRESENTED ON NATIONAL WATCH LISTS

- For the second-straight year, Victoria Vivians has been named to the national watch lists for the Naismith, Wade and Wooden player of the year awards. Vivians is the SEC's top returning scorer from last year. She finished second with 17.1 ppg.
- Fellow junior Morgan William was named to the 50-player Naismith watch list as well.

BULLDOGS LAND ON PRESEASON ALL-SEC TEAMS

- Vivians was tabbed first team preseason All-SEC by both Associated Press and league coaches. Junior Morgan William and senior Dominique Dillingham were second team All-SEC selections by the league coaches during the preseason.
- Vivians was named first team All-SEC by both last season. Dillingham was an honorable mention All-SEC from AP and an all-defensive team selection by the coaches.

SENIORS WILL GO OUT ON TOP

- The Dec. 28 win against Northwestern State made seniors Dominique Dillingham, Ketara Chapel, Breanna Richardson and Okorie the winningest class in school history.
- The quartet is now 93-29 at MSU.

2016-17 BULLDOG CHARGE BOARD

Blair Schaefer	12
Morgan William	12
Dominique Dillingham	11
Ketara Chapel	3
Victoria Vivians	2
Jazzmun Holmes	1
Chinwe Okorie	1
Breanna Richardson	1



VIVIANS HAS THE HOT HAND

- Thursday's 13-point effort was the 10th-straight game in double figures for Vivians. She recorded her first double-double of the season, seventh of her career, with 24 points and 12 rebounds against LSU.
- The Carthage, Miss., native is tied with UT's Mercedes Russell and Diamond DeShields for fifth in league scoring with 18.5 ppg. Her 16.5 season average is seventh in the conference.
- Since a 19-point effort against USC, Vivians is averaging 21.2 ppg her last five games. In three-career games against Tennessee, she is averaging 20.3 ppg.

VICTORIA VAULTING UP THE SCORING LIST

- Vivians came to MSU having scored the most points in high school girls basketball history (5,745), and she is ascending the MSU career scoring list, rating eighth with 1,385 points. Her 16.1 career average is seventh at MSU.
- Her career total is fifth among active SEC players and third in her class in NCAA Division I. Her career average is 14th among active players nationally, seventh among Division I juniors.
- Among active league players, she is seventh in career steals (136), fifth in field goals (503) and third in 3-pointers (177).

VIVIANS SHINES AGAINST RANKED FOES

- Vivians has been stellar against ranked foes in her career, averaging 16.8 ppg.
- Vivians out-scored Texas 10-9 in the second quarter en route to finishing with 19 points. The Bulldogs held the Longhorns to just one field goal in the period.

VIVIANS GETTING DEFENSIVE

- Vivians has also stepped up on the defensive end of the floor the last three games, averaging 3.7 steals and 7.7 rebounds.
- She tied her career high with five swipes against Northwestern State, and her 3.0 spg in SEC play is tied with Morgan William for third in the league.
- She is seventh among active SEC players in career steals with 136. She claimed her 450th-career rebound on Thursday.

MO FINDING HER OFFENSE

- Morgan William has stepped up on offense this year, averaging 10.8 ppg on 50.5% shooting versus 9.6 ppg on 36.2% shooting through 16 games a year ago.
- William notched 11 of her team-high 15 points at Arkansas in the final 20 minutes. In the first half this season, she is averaging 3.6 ppg on 41.7% shooting. In the second half she scores at a 6.7 clip and hits 58.3% from the floor.
- State is 40-4 in her career, including 12-straight victories, when she scores double figures.

WILLIAM IS CLUTCH FROM THE STRIPE

- William has been stellar from the free-throw line in her career, ranking first in school history and seventh among active NCAA Division I players at 83.8%.
- She is eighth in the SEC this season, making 81.6%. Her 71 made freebies are second in the SEC, 16th nationally, and her 87 attempts are third.
- William can be the first Bulldog to shoot over 80 percent for her career.
- She was 4 of 4 in the final five minutes of Thursday's game, moving her to 26 of 29 (89.7%) for the season and 137 of 158 (86.7%) at the charity stripe in her career.

WILLIAM ALSO AMONG THE BEST IN ASSISTS

- William averages 4.5 assists the last four games. She is eighth in the SEC in assists this season with 3.9 per game and 10th in assist/turnover ratio (1.5).
- William matched her SEC personal best with seven assists against LSU. She has 361 for her career, seventh in school history, second among active SEC players and fourth among current Division I juniors.

JAZZ DROPPING DIMES

- Sophomore Jazzmun Holmes has also shown the ability to setup her teammates, rating 10th in the SEC with 3.6 apg.
- Holmes has 32 assists the last six games (5.3 apg) after dishing 26 the first 10 games of the year.
- She is third in the SEC and 17th nationally in assist/turnover ratio (2.9).
- Holmes is 13 assists shy of her freshman season total.

LOOKING AT THE STARTING LINEUPS

- With Dominique Dillingham's return, MSU is back to the starting five that opened the year's first seven games. Vivians has started all 86 games of her career, while William has started 52-straight games. Breanna Richardson has started all 16 games after starting once last season.

SCHAEFER SIZZLING FOR THE BULLDOGS

- Blair Schaefer knocked down a pair of clutch fourth-quarter 3-pointers on Thursday, continuing a stellar seven-game stretch that has seen her shoot 48.3% from the arc while averaging 8.3 ppg.
- She helped her father claim his 100th win at MSU by tying a career high with 12 points at Little Rock. That personal best was broken the following game as she scored 18 points in 19 minutes against SMU.
- In the year's first nine games, she was averaging 3.9 points and shooting 29.4% from the field, 36.8% from the arc. Thursday's effort gave her a new personal high for points in a season (93).
- She is also tied with William for the team lead in charges taken with 12.
- Schaefer, an SEC Community Service Team honoree last season, was nominated to the Allstate Good Works Team at the start of the season.

RICHARDSON EARNS HER DEGREE

- Breanna Richardson received her diploma during commencement on Dec. 9, graduating in three and a half years. The following day she notched her first double-double of the season with 19 points and 10 rebounds at Southern Miss.
- In the eight games since receiving her diploma, Richardson is averaging 9.6 points on 68.8% shooting. In the eight games prior she was scoring at a 6.1 clip and knocking down 52.6% from the floor.
- She is scoring at a 10.0 clip and shooting 70% in State's last five contests.
- Richardson moved into 23rd on Mississippi State's career scoring list on Thursday with a 944 tally that is ninth among active league players. Her 614-career rebounds are fifth among current SEC players.

CHINWE SHINING

- Chinwe Okorie had the best SEC scoring performance with 17 against LSU, and she followed it with 14 points and a career-best 15 rebounds at Arkansas.
- Okorie is averaging 15.5 points and 10.5 rebounds in league play. Those rate 13th and seventh in the conference, respectively.
- This season she is third on the team in scoring (10.3 ppg), first in rebounds (6.8 rpg) and second in field goal percentage (58.2%).
- Okorie, who is sixth in MSU career field goal percentage (51.7%) is currently working toward the completion of her second degree at MSU.

RO RAINS THE 3'S

- Junior Roshunda Johnson has made an immediate impact in her first season, ranking fourth in scoring with 8.2 ppg. She shoots a team-best 46.2% from 3-point range, making an SEC ninth-best 1.7 triples per game.
- Johnson, who started six games during Dillingham's absence, scored 15 points, including the tying 3-pointer with 10 seconds left, in her first start at Iowa State. She also had 21 points, 15 in the second quarter, in her MSU debut against Villanova and followed it with 14 against Maine.

"DDM"INATING DEFENSE

- Dillingham has become a fan favorite thanks to her hard work on the defensive end of the floor. She has taken 11 charges this season, three the last two games, and 119 in her career.
- She has also excelled at thievery, ranking sixth in MSU history and second by an active SEC player with 195-career steals.
- Despite her defensive prowess, Dillingham has worked hard to improve her offensive game. Before her injury, she averaged 7.3 ppg and knocked down 44.7% from the field, including 53.8% from 3-point range.

MCCDOW SWATS HER WAY INTO BLOCKS TOP 10

- A game after moving into MSU's career blocks Top 10, sophomore Teaira McCowan swatted her way up another place into a tie for eighth with 63 for her young career. She has eight blocks her last four games after having just nine in the first 12 contests.



2015-16 QUARTER BREAKDOWN

FIRST HALF

Most First Quarter Points
Mississippi State 32 vs. Grambling (11/21/15)
Opponents 32 by UConn (3/26/16)

Fewest First Quarter Points
Mississippi State 4 vs. UConn (3/26/16)
Opponents 5 by Savannah St. (11/29/15)

Most Second Quarter Points
Mississippi State 30 vs. Villanova (11/11/16)
Opponents 29 by UConn (3/26/16)

Fewest Second Quarter Points
Mississippi State 5 at Georgia (1/21/16)
Opponents 2 by Samford (11/13/15)

Most First Half Points
Mississippi State 59 vs. Miss. Valley St. (11/24/15)
Opponents 61 by UConn (3/26/16)

Fewest First Half Points
Mississippi State 12 vs. UConn (3/26/16)
Opponents 12 by Savannah St. (11/29/15)

Largest Halftime Lead
Mississippi State 45 vs. Miss. Valley St. (11/24/15)
Opponents 49 by UConn (3/26/16)

SECOND HALF

Most Third Quarter Points
Mississippi State 31 vs. SMU (12/16/16)
Opponents 23 by UConn (3/26/16)

Fewest Third Quarter Points
Mississippi State 8 vs. UConn (3/26/16)
Opponents 4 by Savannah St. (11/29/15)

Most Fourth Quarter Points
Mississippi State 30 vs. Northwestern St. (12/28/16)
Opponents 27 by Louisiana Tech (12/13/15)

Fewest Fourth Quarter Points
Mississippi State 6 vs. South Florida (12/30/15)
Opponents 3 by Tennessee (1/28/16)

FINAL TOTALS

Most Points In Game
Mississippi State 109 vs. Miss. Valley St. (11/24/15)
Opponents 98 by UConn (3/26/16)

Largest Margin of Victory
Mississippi State 76 vs. Northwestern St. (12/28/16)
Opponents 60 by UConn (3/26/16)

MSU'S RECORD WHEN...

	2012-13	2013-14	2014-15	2015-16	2016-17	Schaefer
Scoring First	8-5	15-8	18-1	18-5	13-0	72-19
Opponent Scores First	5-12	7-6	9-6	10-3	3-0	34-27
Leads at Halftime	8-3	16-5	21-2	27-1	14-0	86-11
Trails at Halftime	4-14	6-8	6-5	0-7	2-0	18-34
Is Tied at Halftime	1-0	0-1	0-0	1-0	0-0	2-1
Shoots 45% or better from field	4-2	10-1	8-1	9-0	11-0	42-4
Shoots less than 45% from field	9-15	12-13	19-6	19-8	5-0	64-42
Opp. shoots less than 45% from field	13-10	20-7	26-1	27-6	11-0	97-24
Opp. shoots 45% or better from field	0-7	2-7	1-6	1-2	5-0	9-22
Outrebounds the opponent	6-1	15-5	19-2	22-1	15-0	77-9
Ties the opponent in rebounds	1-1	2-0	0-0	2-1	0-0	5-2
Outrebounded by the opponent	6-15	5-9	8-5	4-6	1-0	24-35
Fewer (or ties) TOs than opponent	7-4	21-9	23-5	25-4	14-0	90-22
More TOs than opponent	6-13	1-5	4-2	3-4	2-0	16-24
Holds opponents to 65 points or less	12-12	16-4	23-1	24-4	13-0	88-21
In games decided by 10 points or less	6-6	12-11	9-4	13-4	3-0	43-25

MSU'S RECORD IN...

	2012-13	2013-14	2014-15	2015-16	2016-17	Schaefer
All Games	13-17	22-14	27-7	28-8	16-0	106-46
Home Games	12-5	16-5	17-1	16-2	4-0	65-13
Road Games	1-8	3-7	7-5	6-4	7-0	24-24
Neutral-sites	0-4	3-2	3-1	6-2	5-0	17-9
Non-SEC Games	8-5	16-2	16-1	15-2	14-0	69-10
Non-SEC Home Games	8-1	12-1	10-0	10-0	3-0	43-2
Non-SEC Road Games	0-1	2-0	3-1	1-1	6-0	12-3
Non-SEC Neutral-site Games	0-3	2-1	3-0	4-1	5-0	14-5
SEC Games	5-11	5-11	11-5	11-5	2-0	34-32
SEC Home Games	4-4	4-4	7-1	6-2	1-0	22-11
SEC Road Games	1-7	1-7	4-4	5-3	1-0	12-21
SEC Tournament	0-1	1-1	0-1	2-1	0-0	3-4
November Games	3-4	7-0	6-0	5-0	7-0	28-4
December Games	5-1	6-1	9-0	8-1	7-0	35-3
January Games	1-7	2-6	7-2	6-3	2-0	18-18
February Games	4-3	3-4	3-3	5-2	0-0	15-12
March Games	0-2	4-3	2-2	4-2	0-0	10-9
Monday Games	0-1	2-0	3-0	3-0	0-0	8-1
Tuesday Games	0-1	2-0	2-0	1-0	2-0	7-1
Wednesday Games	1-2	3-0	1-0	2-1	2-0	9-3
Thursday Games	3-7	3-8	5-3	4-4	1-0	16-22
Friday Games	4-0	3-0	3-1	4-0	3-0	17-1
Saturday Games	1-1	3-0	2-0	3-1	4-0	13-2
Sunday Games	4-5	6-6	11-3	11-2	4-0	36-16
Overtime Games	0-0	2-3	1-2	1-0	1-0	5-5
Television Games	2-5	5-5	23-7	24-8	10-0	64-25
Games vs. Ranked Opponents	1-5	2-5	3-5	4-7	1-0	11-22

MISCELLANEOUS STATS

Double-Doubles:	2016-17	Career	20-Plus Point Games:	2016-17	Career	Leader in Steals:	2016-17	Career
Chinwe Okorie	2	5	Victoria Vivians	4	25	Morgan William	7	23
Teaira McCowan	1	6	Morgan William	2	5	Victoria Vivians	6	26
Breanna Richardson	1	8	Roshunda Johnson	1	1	Jazzmun Holmes	3	6
Victoria Vivians	1	7	Breanna Richardson	1	2	Roshunda Johnson	3	3
Dominique Dillingham		1	Teaira McCowan		3	Ketara Chapel	2	6
Ketara Chapel		1	Dominique Dillingham		1	Dominique Dillingham	2	37
						Breanna Richardson	2	15
Leading Scorer:	2016-17	Career	30-Plus Point Games:	2016-17	Career	Blair Schaefer	2	3
Victoria Vivians	8	49	Victoria Vivians		3	Ameshya Williams	2	2
Morgan William	3	12				Iggy Allen	1	1
Iggy Allen	1	1	Leading Rebounder:	2016-17	Career	Chinwe Okorie	1	4
Roshunda Johnson	1	1	Chinwe Okorie	7	25	Teaira McCowan	1	3
Chinwe Okorie	1	2	Teaira McCowan	5	15			
Breanna Richardson	1	11	Breanna Richardson	2	18	Leader in Blocks:	2016-17	Career
Blair Schaefer	1	2	Ameshya Williams	2	2	Teaira McCowan	10	29
Dominique Dillingham		8	Dominique Dillingham	1	12	Chinwe Okorie	6	25
Teaira McCowan		3	Victoria Vivians	1	17	Ameshya Williams	2	2
Ketara Chapel		3	Ketara Chapel		5	Ketara Chapel	1	11
			Blair Schaefer		1	Jazzmun Holmes	1	1
Double-Figure Scoring:	2016-17	Career	10+ Rebounds:	2016-17	Career	Breanna Richardson	1	13
Victoria Vivians	14	71	Teaira McCowan	2	9	Morgan William	1	5
Chinwe Okorie	8	23	Chinwe Okorie	2	9	Dominique Dillingham	1	16
Morgan William	8	43	Breanna Richardson	1	10	Victoria Vivians		6
Breanna Richardson	6	46	Victoria Vivians	1	7	Blair Schaefer		1
Roshunda Johnson	4	4	Dominique Dillingham		3			
Blair Schaefer	3	6	Ketara Chapel		1	10+ Assists:	2016-17	Career
Iggy Allen	2	2				Morgan William	8	57
Dominique Dillingham	2	33				Jazzmun Holmes	6	12
Teaira McCowan	2	11				Dominique Dillingham	2	10
Ameshya Williams	2	2				Ketara Chapel	2	6
Jazzmun Holmes	1	2				Victoria Vivians	1	3
Ketara Chapel		14				Breanna Richardson		2



MSU IN THE SEC AND NCAA
(Through 1/5/17)

TEAM STANDINGS — ALL GAMES

CATEGORY	TOTAL	SEC	NCAA
Scoring Offense	80.0	2	17
Scoring Defense	52.6	1	8
Scoring Margin	+27.4	2	5
FG Percentage	.475	1	13
FG Percentage Def.	.381	10	124
3PT FG Percentage	.381	2	20
3PT FG Defense	.244	2	5
3PT FG Per Game	5.5	9	200
Free Throw Percentage	.703	7	130
Free Throw Attempts	370	2	3
Free Throws Made	260	2	4
Rebounding Offense	39.1	10	154
Rebounding Defense	28.4	1	—
Rebounding Margin	+10.7	2	13
Offensive Rebounds	15.8	1	—
Defensive Rebounds	23.3	12	—
Blocked Shots	3.4	10	165
Assists	15.7	4	72
Steals	10.3	5	49
Turnovers Forced	22.0	4	15
Turnover Margin	+7.9	3	9
Assist/Turnover Ratio	1.1	4	52

INDIVIDUAL STANDINGS — ALL GAMES

CATEGORY	TOTAL	SEC	NCAA
POINTS PER GAME			
Victoria Vivians	16.5	7	102
FIELD GOALS MADE			
Victoria Vivians	99	3	37
FIELD GOAL PERCENTAGE			
Victoria Vivians	41.9	15	212
REBOUNDS			
Chinwe Okorie	6.8	17	—
3PT FIELD GOALS MADE			
Victoria Vivians	1.8	7	—
Roshunda Johnson	1.7	9	—
3PT FIELD GOAL PERCENTAGE			
—	—	—	—
FREE THROWS MADE			
Morgan William	71	2	16
FREE THROW PERCENTAGE			
Morgan William	81.6	8	93
OFFENSIVE REBOUNDS			
Chinwe Okorie	3.5	5	—
DEFENSIVE REBOUNDS			
—	—	—	—
ASSISTS			
Morgan William	3.9	8	177
Jazzmun Holmes	3.6	10	207
ASSIST/TURNOVER RATIO			
Jazzmun Holmes	2.9	3	17
Morgan William	1.5	10	174
STEALS			
Morgan William	2.0	T9	160
BLOCKS			
Teairra McCowan	1.1	T13	247

BULLDOGS IN WINS VS. LOSSES

Category	Wins	Losses
Points per game	80.0	—
Opp. points per game	52.6	—
FG pct.	.475	—
Opp. field goal pct.	.381	—
3 pt. FG pct.	.381	—
Opp. 3 pt. FG pct.	.244	—
Free throw pct.	.703	—
Rebounds per game	39.1	—
Rebound margin	+10.7	—
Assists per game	15.7	—
Turnovers per game	14.1	—
Turnover margin	+7.9	—
Steals per game	10.3	—
Blocks per game	3.4	—

BULLDOG GAME-BY-GAME LEAD/DEFICIT

OPPONENT	LARGEST LEAD	LARGEST DEFICIT	RESULT
Villanova	48 (4th, 1:15)	2 (1st, 9:20)	W, 108-62
Maine	44 (4th, 2:16)	None	W, 87-43
Tulane	22 (3rd, 1:59)	None	W, 66-49
Texas	17 (2nd, 0:44)	2 (1st, 8:49)	W, 79-68
Oregon	12 (4th, 0:03)	3 (1st, 9:01)	W, 75-63
San Jose St.	39 (4th, 1:03)	None	W, 88-51
Hawaii	26 (4th, 1:27)	2 (2nd, 8:46)	W, 66-41
Iowa St.	6 (OT, :36)	17 (2nd, 1:53)	W, 85-81 (OT)
Southern Miss	24 (4th, 2:28)	None	W, 72-50
Ark.-Little Rock	14 (4th, 2:55)	5 (2nd, 6:04)	W, 58-44
SMU	51 (4th, :38)	None	W, 91-42
USC	5 (4th, 1:26)	7 (3rd, 4:04)	W, 76-72
Alabama St.	45 (4th, :52)	None	W, 90-47
Northwestern St.	76 (4th, :23)	None	W, 106-30
LSU	32 (4th, 3:33)	3 (1st, 7:07)	W, 74-48
Arkansas	14 (3rd, 9:14)	None	W, 59-51
Tennessee			
Florida			
Ole Miss			
Alabama			
South Carolina			
Texas A&M			
Auburn			
Missouri			
Vanderbilt			
Ole Miss			
Georgia			
Texas A&M			
Kentucky			
Tennessee			

BULLDOG GAME-BY-GAME SPECIALTY STATS (MSU/OPPONENT)

OPPONENT	PAINT	OFF TO	2ND CHANCE	FAST BREAK	BENCH
Villanova	48/28	18/5	26/13	2/0	64/35
Maine	24/18	37/17	12/0	2/2	39/12
Tulane	28/22	27/12	26/7	8/4	18/6
Texas	34/42	23/16	9/19	4/10	18/7
Oregon	40/26	16/17	9/10	0/2	22/16
San Jose St.	50/18	35/9	25/5	4/0	52/22
Hawaii	34/10	26/17	11/4	6/0	23/11
Iowa St.	38/20	23/12	8/2	4/2	10/16
Southern Miss	46/16	14/13	12/4	8/4	19/4
Ark.-Little Rock	30/18	24/11	7/9	4/0	19/4
SMU	30/22	34/6	11/8	2/4	40/13
USC	28/32	16/9	12/6	2/10	11/21
Alabama St.	30/12	40/7	16/2	12/7	37/29
Northwestern St.	56/16	47/4	26/6	14/0	39/19
LSU	38/24	24/16	14/11	4/12	19/6
Arkansas	34/18	15/15	10/12	2/6	8/7
Tennessee					
Florida					
Ole Miss					
Alabama					
South Carolina					
Texas A&M					
Auburn					
Missouri					
Vanderbilt					
Ole Miss					
Georgia					
Texas A&M					
Kentucky					
Tennessee					



YEAR-BY-YEAR AT THE HUMP

year	g	rec.	pct.	sec	non
1975-76	6	2-4	.333	---	---
1976-77	10	4-6	.400	---	---
1977-78	14	9-5	.391	---	---
1978-79	12	9-3	.750	---	---
1979-80	12	8-5	.615	---	---
1980-81	13	11-2	.846	---	---
1981-82	14	8-6	.571	---	---
1982-83	15	10-5	.667	0-4	10-1
1983-84	15	8-7	.533	0-5	8-2
1984-85	12	5-7	.417	0-4	5-3
1985-86	13	6-7	.462	0-4	6-3
1986-87	12	7-5	.583	2-3	5-2
1987-88	13	8-5	.615	0-5	8-0
1988-89	11	8-3	.727	3-2	5-1
1989-90	13	5-8	.385	0-5	5-3
1990-91	13	5-8	.385	0-4	5-4
1991-92	13	10-3	.769	3-3	7-0
1992-93	11	8-3	.727	3-2	5-1
1993-94	14	7-7	.500	1-5	6-2
1994-95	10	6-4	.600	1-4	5-0
1995-96	12	9-3	.750	4-2	5-1
1996-97	12	6-6	.500	0-6	6-0
1997-98	13	9-4	.692	3-3	6-1
1998-99	13	11-2	.846	6-2	5-0
1999-00	15	13-2	.867	5-2	8-0
2000-01	15	9-6	.600	2-5	7-1
2001-02	13	11-2	.846	5-2	6-0
2002-03	13	12-1	.923	6-1	6-0
2003-04	11	8-3	.727	5-1	3-2
2004-05	17	13-4	.765	4-3	9-1
2005-06	14	4-10	.286	0-7	4-3
2006-07	17	9-8	.529	2-5	7-3
2007-08	16	11-5	.688	3-4	8-1
2008-09	16	12-4	.750	4-3	8-1
2009-10	16	12-4	.750	4-4	8-0
2010-11	14	6-8	.429	1-7	5-1
2011-12	16	10-6	.625	2-6	8-0
2012-13	17	12-5	.706	4-4	8-1
2013-14	21	16-5	.762	4-4	12-1
2014-15	18	17-1	.944	7-1	10-0
2015-16	18	16-2	.889	6-2	10-0
2016-17	4	4-0	1.000	1-0	3-0

ALL-TIME RECORD (42 YEARS): 374-194 (.658)

ATTENDANCE LAST 15 YEARS

2016-17	25,751	2008-09	20,590
2015-16	92,914	2007-08	16,065
2014-15	67,598	2006-07	12,364
2013-14	48,733	2005-06	9,058
2012-13	22,384	2004-05	18,392
2011-12	23,073	2003-04	12,988
2010-11	15,645	2002-03	26,290
2009-10	26,206	2001-02	22,482

BULLDOGS AT HUMPHREY COLISEUM

- Mississippi State is in its 42nd season at Humphrey Coliseum. The Bulldogs are 374-194 all-time in the Hump.
- The Bulldogs are 37-3 in the Hump since 2014-15, including 14-3 in SEC play.
- State set a new season attendance record with 92,914 fans at the Hump in 2015-16.
- MSU has had the nation's 4th-biggest average attendance improvement each of the last two years.
- The Bulldogs had the second-largest attendance with 7,764 for their 2016-17 home opener against Texas.
- MSU had the largest women's basketball crowd in state of Mississippi history and the 4th-largest all-time at Humphrey Coliseum — men's or women's — last season with 10,626 against South Carolina.

MSU'S RECORD AT HOME UNDER SCHAEFER

YEAR	OVERALL	PCT.	SEC	Pct.	NON-CONF.	Pct.
2012-13	12-5	.706	4-4	.500	8-1	.889
2013-14	16-5	.762	4-4	.500	12-1	.923
2014-15	17-1	.944	7-1	.875	10-0	1.000
2015-16	16-2	.889	6-2	.750	10-0	1.000
2016-17	4-0	1.000	1-0	1.000	3-0	1.000
TOTALS	65-13	.833	22-11	.667	43-2	.956

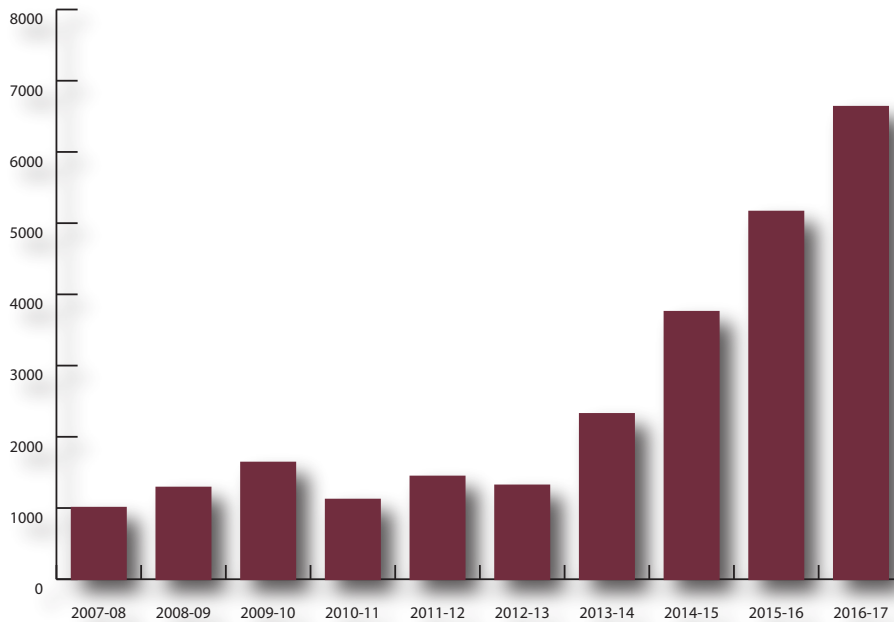


TOP 20 WOMEN'S CROWDS

Att.	date	opp.	score						
1	10,626	1/24/16	South Carolina	L, 51-57	11	5,849	1/1/17	LSU	W, 74-48
2	7,764	11/20/16	Texas	W, 79-68	12	5,787	1/10/10	Tennessee	L, 48-75
3	7,326	3/1/15	Ole Miss	W, 55-47	13	5,786	12/20/16	Alabama State	W, 90-47
4	7,128	1/18/16	Ole Miss	W, 79-51	14	5,712	1/10/16	Arkansas	W, 80-55
5	7,094	3/20/16	Michigan St. (NCAA)	W, 74-72	15	5,710	1/28/16	Tennessee	W, 65-63
6	6,463	11/13/15	Samford	W, 68-47	16	5,183	2/15/15	Florida	W, 75-62
7	6,352	12/28/16	Northwestern St.	W, 106-30	17	5,157	2/14/02	Tennessee	L, 78-80
8	6,224	2/28/16	Alabama	W, 61-52	18	5,115	3/18/16	Chattanooga (NCAA)	W, 60-50
9	6,055	2/9/03	LSU	L, 72-77	19	5,112	1/9/96	Arkansas St.	W, 76-56
10	5,863	2/17/00	Tennessee	L, 75-79	20	5,056	1/29/15	Vanderbilt	W, 69-44

— Attendances set under Vic Schaefer in Bold

MISSISSIPPI STATE AVERAGE HOME ATTENDANCE THE LAST 10 SEASONS



HUMPHREY COLISEUM INDIVIDUAL RECORDS

- Most Points**
47 - Tan White vs. Vanderbilt [20T] (2/3/05)
- Most Rebounds**
26 - Sophie Ratliff vs. Shorter (2/15/88)
- Most FG Made**
20 - LaToya Thomas vs. Tulsa (11/17/02)
- Most 3FG Made**
8 - Meadow Overstreet vs. Miss. Valley St. (12/20/99)
- Most FT Made**
18 - Jennifer Fambrough vs. Northwestern St. (12/19/88)
- Most Assists**
13 - Katia May, vs. Tennessee Tech (11/21/13)
- Most Steals**
13 - Katia May, vs. Tennessee Tech (11/21/13)
- Most Blocked Shots**
10 - Martha Alwal vs. Jacksonville State (11/11/11)

HUMPHREY COLISEUM TEAM RECORDS

- Most Points**
117 - vs. Judson (2/24/86)
- Most Rebounds**
78 - vs. Judson (2/24/86)
- Most FG Made**
53 - vs. Judson (2/24/86)
- Most 3FG Made**
13 - vs. SE Louisiana (12/16/04)
- Most FT Made**
36 - vs. SE Louisiana (12/20/13)
- Most Assists**
30 - vs. Mississippi Valley (11/24/15)
- Most Steals**
30 - vs. Mississippi Valley (12/20/99)
- Most Blocked Shots**
32 - vs. Nicholls (12/7/08)
- Most Blocked Shots**
14 - vs. Jacksonville State (11/11/11)





IGGY ALLEN

Guard | 5-10 | Freshman
Pompano Beach, Fla. | Dillard HS

ALLEN'S BULLDOG BITES

- Scored 10 points on 4 of 8 shooting and grabbed six rebounds in her Bulldog debut.
- Talled season highs for points (14) and minutes (15) against San Jose State.
- Had five points, three assists and three steals against Northwestern State.

CAREER HIGHS

POINTS	14, vs. SAN JOSE STATE (11-26-16)
REBOUNDS	6, vs. VILLANOVA (11-11-16)
FG MADE	7, vs. SAN JOSE STATE (11-26-16)
FG ATTEMPTS	9, vs. SAN JOSE STATE (11-26-16)
3PT FG MADE	—
3PT FG ATTEMPTS	1, vs. HAWAII (11-27-16)
FT MADE	3, vs. NORTHWESTERN STATE (12-28-16)
FT ATTEMPTS	4, vs. NORTHWESTERN STATE (12-28-16)
ASSISTS	3, vs. NORTHWESTERN STATE (12-28-16)
BLOCKS	—
STEALS	3, vs. NORTHWESTERN STATE (12-28-16)

SEC HIGHS

POINTS	1, vs. LSU (1-1-17)
REBOUNDS	—
FG MADE	—
FG ATTEMPTS	—
3PT FG MADE	—
3PT FG ATTEMPTS	—
FT MADE	1, vs. LSU (1-1-17)
FT ATTEMPTS	2, vs. LSU (1-1-17)
ASSISTS	—
BLOCKS	—
STEALS	1, vs. LSU (1-1-17)

* — SEC Tournament

POSTSEASON HIGHS

POINTS	—
REBOUNDS	—
FG MADE	—
FG ATTEMPTS	—
3PT FG MADE	—
3PT FG ATTEMPTS	—
FT MADE	—
FT ATTEMPTS	—
ASSISTS	—
BLOCKS	—
STEALS	—

ALLEN'S 2016-17 GAME-BY-GAME STATISTICS (* — INDICATES GAME STARTED)

Opponent	Min.	FG-A	3PT-A	FT-A	O-D-T	PF	Ast.	TO	Blk.	Stl.	Pts.
Villanova	14	4-8	0-0	2-2	2-4-6	1	0	0	0	1	10
Maine	6	1-1	0-0	0-0	0-1-1	0	0	1	0	0	2
Tulane	4	0-2	0-0	0-0	0-0-0	0	0	1	0	0	0
Texas											— DID NOT PLAY —
Oregon	5	1-1	0-0	0-0	0-0-0	2	1	1	0	0	2
San Jose St.	15	7-9	0-0	0-0	2-0-2	1	2	2	0	0	14
Hawaii	10	1-3	0-1	0-0	0-0-0	0	0	1	0	1	2
Iowa St.	1	0-0	0-0	0-0	0-0-0	0	1	0	0	0	0
Southern Miss	6	2-4	0-0	0-0	0-2-2	3	0	2	0	1	4
Ark.-Little Rock	2	0-0	0-0	0-0	0-1-1	0	1	0	0	0	0
SMU	10	1-5	0-0	2-2	0-1-1	3	1	3	0	0	4
USC	1	0-0	0-0	0-0	0-0-0	0	0	0	0	0	0
Alabama St.	7	2-5	0-0	0-0	0-0-0	0	0	1	0	1	4
Northwestern St.	11	1-2	0-0	3-4	1-2-3	2	3	1	0	3	5
LSU	4	0-0	0-0	1-2	0-0-0	0	0	0	0	1	1
Arkansas											— DID NOT PLAY —
Tennessee											
Florida											
Ole Miss											
Alabama											
South Carolina											
Texas A&M											
Auburn											
Missouri											
Vanderbilt											
Ole Miss											
Georgia											
Texas A&M											
Kentucky											
Tennessee											

IGGY ALLEN'S CAREER STATISTICS

ALL GAMES

Year	GP	GS	Min	Avg	Total			3-Point			F-Throw			Rebounds				PF	FO	Ast	TO	Blk	Stl	Pts	Avg
					FG	FGA	Pct	FG	FGA	Pct	FT	FTA	Pct	Off	Def	Tot	Avg								
2016-17	14	0	96	6.9	20	40	.500	0	1	.000	8	10	.800	7	9	16	1.1	12	0	9	13	0	8	48	3.4
TOTAL	14	0	96	6.9	20	40	.500	0	1	.000	8	10	.800	7	9	16	1.1	12	0	9	13	0	8	48	3.4

SEC GAMES

Year	GP	GS	Min	Avg	Total			3-Point			F-Throw			Rebounds				PF	FO	Ast	TO	Blk	Stl	Pts	Avg
					FG	FGA	Pct	FG	FGA	Pct	FT	FTA	Pct	Off	Def	Tot	Avg								
2016-17	1	0	4	4.0	0	0	.000	0	0	.000	1	2	.500	0	0	0	0.0	0	0	0	0	0	1	1	1.0
TOTAL	1	0	4	4.0	0	0	.000	0	0	.000	1	2	.500	0	0	0	0.0	0	0	0	0	0	1	1	1.0



ZION CAMPBELL

Center | 6-3 | Redshirt Freshman
Washington, D.C. | Riverdale Baptist

CAMPBELL'S BULLDOG BITES

- Scored her first collegiate points in the Bulldogs' Maine Tipoff Tournament-clinching win against Maine.
- Notched her first two rebounds in MSU's Rainbow Wahine Showdown championship-clinching victory.
- Grabbed a personal-best three rebounds and dished her first assist against Alabama State.
- Saw her first SEC action against LSU, scoring a bucket.

CAREER HIGHS

POINTS 2, 4x, LAST vs. LSU (1-1-17)
 REBOUNDS 3, vs. ALABAMA STATE (12-20-16)
 FG MADE 1, 4x, LAST vs. LSU (1-1-17)
 FG ATTEMPTS 1, 5x, LAST vs. LSU (1-1-17)
 3PT FG MADE —
 3PT FG ATTEMPTS —
 FT MADE —
 FT ATTEMPTS 2, vs. LSU (1-1-17)
 ASSISTS 1, vs. ALABAMA STATE (12-20-16)
 BLOCKS —
 STEALS 1, vs. SMU (12-16-16)

SEC HIGHS

POINTS 2, vs. LSU (1-1-17)
 REBOUNDS 1, vs. LSU (1-1-17)
 FG MADE 1, vs. LSU (1-1-17)
 FG ATTEMPTS 1, vs. LSU (1-1-17)
 3PT FG MADE —
 3PT FG ATTEMPTS —
 FT MADE —
 FT ATTEMPTS 2, vs. LSU (1-1-17)
 ASSISTS —
 BLOCKS —
 STEALS —

* — SEC Tournament

POSTSEASON HIGHS

POINTS —
 REBOUNDS —
 FG MADE —
 FG ATTEMPTS —
 3PT FG MADE —
 3PT FG ATTEMPTS —
 FT MADE —
 FT ATTEMPTS —
 ASSISTS —
 BLOCKS —
 STEALS —

CAMPBELL'S 2016-17 GAME-BY-GAME STATISTICS (* — INDICATES GAME STARTED)

Opponent	Min.	FG-A	3PT-A	FT-A	O-D-T	PF	Ast.	TO	Blk.	Stl.	Pts.
Villanova											
Maine	3	1-1	0-0	0-0	0-0-0	0	0	0	0	0	2
Tulane	1	0-0	0-0	0-0	0-0-0	0	0	0	0	0	0
Texas											
Oregon											
San Jose St.	1	1-1	0-0	0-0	0-0-0	0	0	0	0	0	2
Hawaii	2	0-0	0-0	0-0	1-1-2	1	0	0	0	0	0
Iowa St.											
Southern Miss											
Ark.-Little Rock											
SMU	4	0-0	0-0	0-0	0-0-0	0	0	0	0	1	0
USC											
Alabama St.	3	0-1	0-0	0-0	2-1-3	2	1	0	0	0	0
Northwestern St.	4	1-1	0-0	0-0	0-2-2	0	0	0	0	0	2
LSU	2	1-1	0-0	0-2	0-1-1	0	0	1	0	0	2
Arkansas											
Tennessee											
Florida											
Ole Miss											
Alabama											
South Carolina											
Texas A&M											
Auburn											
Missouri											
Vanderbilt											
Ole Miss											
Georgia											
Texas A&M											
Kentucky											
Tennessee											

ZION CAMPBELL'S CAREER STATISTICS

ALL GAMES

Year	GP	GS	Min	Avg	Total			3-Point			F-Throw			Rebounds				PF	FO	Ast	TO	Blk	Stl	Pts	Avg
					FG	FGA	Pct	FG	FGA	Pct	FT	FTA	Pct	Off	Def	Tot	Avg								
2016-17	8	0	20	2.5	4	5	.800	0	0	.000	0	2	.000	3	5	8	1.0	3	0	1	1	0	1	8	1.0
TOTAL	8	0	20	2.5	4	5	.800	0	0	.000	0	2	.000	3	5	8	1.0	3	0	1	1	0	1	8	1.0

SEC GAMES

Year	GP	GS	Min	Avg	Total			3-Point			F-Throw			Rebounds				PF	FO	Ast	TO	Blk	Stl	Pts	Avg
					FG	FGA	Pct	FG	FGA	Pct	FT	FTA	Pct	Off	Def	Tot	Avg								
2016-17	1	0	2	2.0	1	1	1.000	0	0	.000	0	2	.000	0	1	1	1.0	0	0	0	1	0	0	2	2.0
TOTAL	1	0	2	2.0	1	1	1.000	0	0	.000	0	2	.000	0	1	1	1.0	0	0	0	1	0	0	2	2.0





KETARA CHAPEL

Forward | 6-1 | Senior
Temple, Texas | Temple HS

CHAPEL'S BULLDOG BITES

- Three-time SEC Academic Honor Roll selection.
- Scored two points in each of the Bulldogs' first three games.
- Grabbed four rebounds and dished four assists in the opener against Villanova.
- Scored a season-high five points against Hawaii.
- Had four assists in MSU's road win at Little Rock.
- Had a season-high six points against LSU.

CAREER HIGHS

POINTS	19, 2x, LAST VS. ARKANSAS (1-10-16)
REBOUNDS	11, vs. WEST VIRGINIA (11-20-14)
FG MADE	9, vs. WEST VIRGINIA (11-20-14)
FG ATTEMPTS	12, 2x, LAST VS. SMU (12-21-15)
3PT FG MADE	1, 5x, LAST VS. ARKANSAS (1-8-15)
3PT FG ATTEMPTS	3, AT LSU (1-30-14)
FT MADE	6, 2x, LAST VS. SOUTH CAROLINA (1-24-16)
FT ATTEMPTS	7, vs. SOUTHERN MISS (12-16-15)
ASSISTS	5, 2x, LAST VS. CHATTANOOGA (3-18-16)
BLOCKS	3, 2x, LAST VS. MISSOURI (2-7-16)
STEALS	5, vs. SOUTHERN MISS (12-16-15)

SEC HIGHS

POINTS	19, vs. ARKANSAS (1-10-16)
REBOUNDS	6, 2x, LAST AT FLORIDA (1-3-16)
FG MADE	7, vs. ARKANSAS (1-10-16)
FG ATTEMPTS	11, AT MISSOURI (1-14-16)
3PT FG MADE	1, 4x, LAST VS. ARKANSAS (1-8-15)
3PT FG ATTEMPTS	3, AT LSU (1-30-14)
FT MADE	6, 2x, LAST VS. SOUTH CAROLINA (1-24-16)
FT ATTEMPTS	6, 5x, LAST VS. SOUTH CAROLINA (1-24-16)
ASSISTS	3, 2x, LAST VS. OLE MISS (3-1-15)
BLOCKS	3, vs. MISSOURI (2-7-16)
STEALS	2, 2x, LAST AT FLORIDA (1-3-16)

* — SEC Tournament

POSTSEASON HIGHS

POINTS	8, vs. MICHIGAN STATE (3-20-16)
REBOUNDS	7, vs. CHATTANOOGA (3-18-16)
FG MADE	3, vs. MICHIGAN STATE (3-20-16)
FG ATTEMPTS	5, vs. CHATTANOOGA (3-18-16)
3PT FG MADE	—
3PT FG ATTEMPTS	—
FT MADE	2, vs. MICHIGAN STATE (3-20-16)
FT ATTEMPTS	2, vs. MICHIGAN STATE (3-20-16)
ASSISTS	5, vs. CHATTANOOGA (3-18-16)
BLOCKS	1, AT DUKE (3-22-15)
STEALS	1, 3x, LAST VS. MICHIGAN STATE (3-20-16)

CHAPEL'S 2016-17 GAME-BY-GAME STATISTICS (* — INDICATES GAME STARTED)

Opponent	Min.	FG-A	3PT-A	FT-A	O-D-T	PF	Ast.	TO	Blk.	Stl.	Pts.
Villanova	23	1-1	0-0	0-0	1-3-4	3	4	0	0	1	2
Maine	10	1-2	0-0	0-0	0-0-0	1	1	0	0	1	2
Tulane	12	1-2	0-0	0-0	3-0-3	0	1	1	0	1	2
Texas	22	0-2	0-0	0-0	2-2-4	2	2	1	1	0	0
Oregon	33	2-5	0-0	0-0	0-0-0	2	2	2	2	1	4
San Jose St.	15	2-3	0-0	0-0	3-2-5	0	0	1	0	0	4
Hawaii	20	1-3	0-0	3-4	3-0-3	0	1	4	0	0	5
Iowa St.	15	1-2	0-0	0-0	1-1-2	3	2	1	1	2	2
Southern Miss	8	0-0	0-0	0-0	2-0-2	0	1	0	0	0	0
Ark.-Little Rock	30	1-2	0-0	0-0	2-2-4	2	4	1	0	1	2
SMU	15	2-2	0-0	0-0	0-3-3	0	1	1	0	1	4
USC	8	0-0	0-0	0-0	1-0-1	0	0	2	0	0	0
Alabama St.	13	0-1	0-0	0-0	2-0-2	1	0	0	0	2	0
Northwestern St.					— DID NOT PLAY —						
LSU	23	2-3	0-0	2-2	1-1-2	1	0	1	0	0	6
Arkansas	14	1-4	0-0	0-0	0-1-1	1	0	2	0	0	2
Tennessee											
Florida											
Ole Miss											
Alabama											
South Carolina											
Texas A&M											
Auburn											
Missouri											
Vanderbilt											
Ole Miss											
Georgia											
Texas A&M											
Kentucky											
Tennessee											

KETARA CHAPEL'S CAREER STATISTICS

ALL GAMES

Year	GP	GS	Min	Avg	Total			3-Point			F-Throw			Rebounds				PF	FO	Ast	TO	Blk	Stl	Pts	Avg
					FG	FGA	Pct	FG	FGA	Pct	FT	FTA	Pct	Off	Def	Tot	Avg								
2013-14	34	4	581	17.1	43	120	.358	4	16	.250	53	72	.736	39	55	94	2.8	69	3	19	40	11	22	143	4.2
2014-15	34	19	589	17.3	63	138	.457	1	10	.100	35	48	.729	49	46	95	2.8	45	0	25	38	15	15	162	4.8
2015-16	36	35	745	20.7	70	155	.452	0	2	.000	30	40	.750	49	72	121	3.4	62	1	34	46	10	16	170	4.7
2016-17	15	0	261	17.4	15	32	.469	0	0	.000	5	6	.833	21	15	36	2.4	16	0	19	17	4	10	35	2.3
TOTAL	119	58	2176	18.3	191	445	.429	5	28	.179	123	166	.741	158	188	346	2.9	192	4	97	141	40	63	510	4.3

SEC GAMES

Year	GP	GS	Min	Avg	Total			3-Point			F-Throw			Rebounds				PF	FO	Ast	TO	Blk	Stl	Pts	Avg
					FG	FGA	Pct	FG	FGA	Pct	FT	FTA	Pct	Off	Def	Tot	Avg								
2013-14	16	0	251	15.7	16	47	.340	3	11	.273	27	35	.771	22	17	39	2.4	36	2	8	16	3	6	62	3.9
2014-15	16	4	243	15.2	14	45	.311	1	3	.333	12	20	.600	14	13	27	1.7	19	0	14	16	4	5	41	2.6
2015-16	16	16	347	21.7	31	73	.425	0	1	.000	13	14	.929	21	30	51	3.2	36	1	13	21	6	6	75	4.7
2016-17	2	0	37	18.5	3	7	.429	0	0	.000	2	2	1.000	1	2	3	1.5	2	0	0	3	0	0	8	4.0
TOTAL	50	20	878	17.6	64	172	.372	4	15	.267	54	71	.761	58	62	120	2.4	93	3	35	56	13	17	186	3.7



@HailStateWBK



Facebook.com/HailStateWBK



HailStateWBK



DOMINIQUE DILLINGHAM

Guard | 5-9 | Senior
Spring, Texas | Klein Collins HS

CAREER HIGHS

POINTS 21, vs. MISSOURI (1-26-14)
REBOUNDS 12, AT KENTUCKY (2-12-15)
FG MADE 8, vs. ALABAMA (2-28-16)
FG ATTEMPTS 16, 2X, LAST vs. KENTUCKY (2-27-14)
3PT FG MADE 5, vs. MISSOURI (1-26-14)
3PT FG ATTEMPTS 9, vs. MISSOURI (1-26-14)
FT MADE 8, 5X, LAST AT VANDERBILT (2-25-16)
FT ATTEMPTS 14, vs. SOUTHERN MISS (3-24-14)
ASSISTS 5, 4X, LAST vs. TULANE (11-16-16)
BLOCKS 3, 2X, LAST vs. CHATTANOOGA (3-18-16)
STEALS 6, 5X, LAST vs. TULANE (11-16-16)

SEC HIGHS

POINTS 21, vs. MISSOURI (1-26-14)
REBOUNDS 12, AT KENTUCKY (2-12-15)
FG MADE 8, vs. ALABAMA (2-28-16)
FG ATTEMPTS 16, 2X, LAST vs. KENTUCKY (2-27-14)
3PT FG MADE 5, vs. MISSOURI (1-26-14)
3PT FG ATTEMPTS 9, vs. MISSOURI (1-26-14)
FT MADE 8, AT VANDERBILT (2-25-16)
FT ATTEMPTS 12, AT VANDERBILT (2-25-16)
ASSISTS 5, 3X, LAST vs. ARKANSAS (1-10-16)
BLOCKS 3, vs. KENTUCKY (2-18-16)
STEALS 5, vs. ARKANSAS (1-8-15)

* — SEC Tournament

POSTSEASON HIGHS

POINTS 11, vs. TULANE (3-20-14)
REBOUNDS 10, AT DUKE (3-22-15)
FG MADE 3, 3X, LAST vs. MICHIGAN STATE (3-20-16)
FG ATTEMPTS 10, vs. SOUTHERN MISS (3-24-14)
3PT FG MADE 2, 2X, LAST AT DUKE (3-22-15)
3PT FG ATTEMPTS 4, 2X, LAST AT DUKE (3-22-15)
FT MADE 8, vs. SOUTHERN MISS (3-24-14)
FT ATTEMPTS 14, vs. SOUTHERN MISS (3-24-14)
ASSISTS 3, vs. SOUTHERN MISS (3-24-14)
BLOCKS 3, 2X, LAST vs. CHATTANOOGA (3-18-16)
STEALS 3, 3X, LAST vs. CHATTANOOGA (3-18-16)

DILLINGHAM'S BULLDOG BITES

- Named to the coaches' preseason All-SEC second team.
- Associated Press All-SEC Honorable Mention last season.
- SEC All-Defensive Team selection in 2015-16.
- Had a streak of 46-straight starts halted at Iowa State.
- Taken 119 charges in her career.
- Passed 800 career points with 11 against Villanova.
- Five steals from 200 for her career.
- Tied her career highs in assists (5) and steals (6) against Tulane. Grabbed eight rebounds in the contest.
- Tallied 10 points on 4 of 8 shooting against No. 8 Texas. Added two steals as well.
- Averaged 7.7 ppg in the Rainbow Wahine Showdown, including nine in the championship-clinching win.
- Returned to action against Northwestern State after missing the previous six games.
- Was back in the starting lineup against LSU, tallying a pair of steals and taking two charges.

DILLINGHAM'S 2016-17 GAME-BY-GAME STATISTICS (* — INDICATES GAME STARTED)

Opponent	Min.	FG-A	3PT-A	FT-A	O-D-T	PF	Ast.	TO	Blk.	Stl.	Pts.
*Villanova	26	4-6	0-0	3-4	1-2-3	3	0	1	0	1	11
*Maine	24	2-4	1-3	2-2	1-1-2	3	1	0	0	0	7
*Tulane	35	1-4	0-1	2-2	3-5-8	1	5	1	0	6	4
*Texas	35	4-8	0-0	2-2	0-1-1	3	2	2	0	2	10
*Oregon	26	3-4	1-1	0-0	2-1-3	2	3	1	0	1	7
*San Jose St.	18	3-8	1-2	0-0	0-1-1	0	0	0	0	0	7
*Hawaii	22	3-7	3-4	0-0	1-1-2	2	3	1	0	1	9
Iowa St.					— DID NOT PLAY —						
Southern Miss					— DID NOT PLAY —						
Ark.-Little Rock					— DID NOT PLAY —						
SMU					— DID NOT PLAY —						
USC					— DID NOT PLAY —						
Alabama St.					— DID NOT PLAY —						
Northwestern St.	19	1-6	1-2	0-0	1-3-4	1	2	0	1	0	3
*LSU	30	1-6	0-3	2-2	0-1-1	2	2	1	1	2	4
*Arkansas	28	0-0	0-0	1-2	0-2-2	4	1	3	0	0	1
Tennessee											
Florida											
Ole Miss											
Alabama											
South Carolina											
Texas A&M											
Auburn											
Missouri											
Vanderbilt											
Ole Miss											
Georgia											
Texas A&M											
Kentucky											
Tennessee											

DOMINIQUE DILLINGHAM'S CAREER STATISTICS

ALL GAMES

Year	GP	GS	Min	Avg	Total			3-Point			F-Throw			Rebounds				PF	FO	Ast	TO	Blk	Stl	Pts	Avg
					FG	FGA	Pct	FG	FGA	Pct	FT	FTA	Pct	Off	Def	Tot	Avg								
2013-14	36	21	1005	27.9	91	288	.316	24	98	.245	109	153	.712	78	66	144	4.0	88	1	44	35	9	57	315	8.8
2014-15	34	33	1056	31.1	65	185	.351	24	68	.353	41	74	.554	74	95	169	5.0	79	2	60	38	23	69	195	5.7
2015-16	36	36	1189	33.0	106	288	.368	18	65	.277	55	69	.797	63	72	135	3.8	96	3	67	39	17	56	285	7.9
2016-17	10	9	263	26.3	22	53	.415	7	16	.438	12	14	.857	9	18	27	2.7	21	0	19	10	2	13	63	6.3
TOTAL	116	99	3513	30.3	284	814	.349	73	247	.296	217	310	.700	224	251	475	4.1	284	6	190	122	51	195	858	7.4

SEC GAMES

Year	GP	GS	Min	Avg	Total			3-Point			F-Throw			Rebounds				PF	FO	Ast	TO	Blk	Stl	Pts	Avg
					FG	FGA	Pct	FG	FGA	Pct	FT	FTA	Pct	Off	Def	Tot	Avg								
2013-14	16	14	522	32.6	37	130	.285	17	59	.288	32	45	.711	30	29	59	3.7	39	0	23	15	3	19	123	7.7
2014-15	16	15	576	36.0	31	93	.333	11	32	.344	23	41	.561	35	51	86	5.4	43	2	33	22	13	33	96	6.0
2015-16	16	16	615	38.4	55	154	.357	8	35	.229	32	40	.800	31	42	73	4.6	41	1	26	21	7	24	150	9.4
2016-17	2	2	58	29.0	1	6	.167	0	3	.000	3	4	.750	0	3	3	1.5	6	0	3	4	1	2	5	2.5
TOTAL	50	47	1771	35.4	124	383	.324	36	129	.279	90	130	.692	96	125	221	4.4	129	3	85	62	24	78	374	7.5



@HailStateWBK



Facebook.com/HailStateWBK



HailStateWBK



JAZZMUN HOLMES

Guard | 5-8 | Sophomore
Gulfport, Miss. | Harrison Central HS

HOLMES' BULLDOG BITES

- Matched her career high with 12 points against Villanova. Also dished a team-high five assists in the game.
- Contributed three steals and three points in MSU's win against No. 8 Texas.
- Matched her career high with eight assists against San Jose State.
- Had six points, four rebounds and five assists against Alabama State.
- Collected seven assists against Northwestern State.
- Tied her personal SEC high with six assists against LSU.

CAREER HIGHS

POINTS	12, 2x, LAST VS. VILLANOVA (11-11-16)
REBOUNDS	6, VS. GRAMBLING (11-21-15)
FG MADE	4, 2x, LAST VS. VILLANOVA (11-11-16)
FG ATTEMPTS	8, 3x, LAST VS. VILLANOVA (11-11-16)
3PT FG MADE	1, 5x, LAST VS. NORTHWESTERN ST (12-28-16)
3PT FG ATTEMPTS	3, 2x, LAST VS. MVSU (11-24-15)
FT MADE	5, VS. ARKANSAS (1-10-16)
FT ATTEMPTS	6, VS. ARKANSAS (1-10-16)
ASSISTS	8, 4x, LAST VS. SMU (12-16-16)
BLOCKS	1, 5x, LAST VS. NORTHWESTERN ST (12-28-16)
STEALS	5, VS. SAMFORD (11-13-15)

SEC HIGHS

POINTS	8, VS. ARKANSAS (1-10-16)
REBOUNDS	2, 3x, LAST VS. TENNESSEE (3-5-16)*
FG MADE	2, 2x, LAST VS. VANDERBILT (3-4-16)*
FG ATTEMPTS	4, 3x, LAST VS. VANDERBILT (3-4-16)*
3PT FG MADE	1, VS. ARKANSAS (1-10-16)
3PT FG ATTEMPTS	1, 5x, LAST VS. ARKANSAS (1-5-17)
FT MADE	5, VS. ARKANSAS (1-10-16)
FT ATTEMPTS	6, VS. ARKANSAS (1-10-16)
ASSISTS	6, 2x, LAST VS. LSU (1-1-17)
BLOCKS	1, AT GEORGIA (1-21-16)
STEALS	2, 2x, LAST VS. OLE MISS (1-18-16)

* — SEC Tournament

POSTSEASON HIGHS

POINTS	2, VS. CHATTANOOGA (3-18-16)
REBOUNDS	2, VS. CHATTANOOGA (3-18-16)
FG MADE	—
FG ATTEMPTS	1, 2x, LAST VS. MICHIGAN STATE (3-20-16)
3PT FG MADE	—
3PT FG ATTEMPTS	1, VS. MICHIGAN STATE (3-20-16)
FT MADE	2, VS. CHATTANOOGA (3-18-16)
FT ATTEMPTS	2, VS. CHATTANOOGA (3-18-16)
ASSISTS	—
BLOCKS	—
STEALS	1, 2x, LAST VS. MICHIGAN STATE (3-20-16)

HOLMES' 2016-17 GAME-BY-GAME STATISTICS (* — INDICATES GAME STARTED)

Opponent	Min.	FG-A	3PT-A	FT-A	O-D-T	PF	Ast.	TO	Blk.	Stl.	Pts.
Villanova	22	4-8	1-1	3-4	1-1-2	2	5	1	0	0	12
Maine	13	1-1	0-0	0-0	0-0-0	2	4	2	1	0	2
Tulane	14	0-0	0-0	0-2	1-1-2	2	2	4	0	1	0
Texas	8	1-3	0-0	1-2	0-0-0	1	1	0	0	3	3
Oregon	5	0-0	0-0	0-0	0-0-0	0	1	1	0	0	0
San Jose St.	21	2-3	0-0	0-0	1-2-3	2	8	0	0	2	4
Hawaii	18	1-3	0-1	0-0	0-5-5	2	2	0	0	0	2
Iowa St.	6	0-0	0-0	0-0	0-0-0	0	0	1	0	0	0
Southern Miss	13	0-1	0-0	2-2	0-0-0	0	3	1	0	2	2
Ark.-Little Rock	3	0-0	0-0	0-0	0-0-0	0	0	1	0	0	0
SMU	18	3-6	0-0	2-2	1-2-3	2	8	1	0	1	8
USC	12	1-3	0-0	2-2	0-0-0	3	5	0	0	1	4
Alabama St.	16	1-2	1-1	3-4	1-3-4	2	5	1	0	0	6
Northwestern St.	24	1-5	1-2	0-0	1-2-3	3	7	2	1	1	3
LSU	15	1-1	0-0	0-0	0-1-1	2	6	4	0	1	2
Arkansas	8	0-2	0-1	0-0	0-1-1	0	1	1	0	0	0
Tennessee											
Florida											
Ole Miss											
Alabama											
South Carolina											
Texas A&M											
Auburn											
Missouri											
Vanderbilt											
Ole Miss											
Georgia											
Texas A&M											
Kentucky											
Tennessee											

JAZZMUN HOLMES' CAREER STATISTICS

ALL GAMES

Year	GP	GS	Min	Avg	Total			3-Point			F-Throw			Rebounds				PF	FO	Ast	TO	Blk	Stl	Pts	Avg
					FG	FGA	Pct	FG	FGA	Pct	FT	FTA	Pct	Off	Def	Tot	Avg								
2015-16	33	0	298	9.0	20	70	.286	2	17	.118	20	24	.833	8	25	33	1.0	26	0	71	32	3	21	62	1.9
2016-17	16	0	216	13.5	16	38	.421	3	6	.500	13	18	.722	6	18	24	1.5	23	0	58	20	2	12	48	3.0
TOTAL	49	0	514	10.5	36	108	.333	5	23	.217	33	42	.786	14	43	57	1.2	49	0	129	52	5	33	110	2.2

SEC GAMES

Year	GP	GS	Min	Avg	Total			3-Point			F-Throw			Rebounds				PF	FO	Ast	TO	Blk	Stl	Pts	Avg
					FG	FGA	Pct	FG	FGA	Pct	FT	FTA	Pct	Off	Def	Tot	Avg								
2015-16	14	0	80	5.7	7	20	.350	1	4	.250	6	8	.750	1	7	8	0.6	7	0	14	16	1	6	21	1.5
2016-17	2	0	23	11.5	1	3	.333	0	1	.000	0	0	.000	0	2	2	1.0	2	0	7	5	0	1	2	1.0
TOTAL	16	0	103	6.4	8	23	.348	1	5	.200	6	8	.750	1	9	10	0.6	9	0	21	21	1	7	23	1.4



@HailStateWBK



Facebook.com/HailStateWBK



HailStateWBK



ROSHUNDA JOHNSON

Guard | 5-7 | Redshirt Junior
Little Rock, Ark. | Oklahoma St.

JOHNSON'S BULLDOG BITES

- Named to the Maine Tipoff Tournament All-Tournament Team after averaging 17.5 ppg on 85.7% shooting, including 87.5% from 3-point range.
- Tallied 21 points in her MSU debut, a win against Villanova, 15 coming in the second quarter.
- Scored 14 fourth-quarter points against Maine the following night.
- Added nine points in the Bulldogs' win against No. 8 Texas.
- Scored eight points apiece against Oregon and Hawaii in the Rainbow Wahine Showdown.
- Tallied a season-best two steals against Hawaii after dishing a season-best three assists vs. San Jose St.
- Drew her first start at Iowa State, scoring 15 points, including the tying 3-pointer with 10 seconds remaining.
- Scored five points in her first SEC game, a win against LSU.

CAREER HIGHS (AT MSU)

POINTS 21, vs. VILLANOVA (11-11-16)
REBOUNDS 4, 2x, LAST VS. ALABAMA STATE (12-20-16)
FG MADE 8, vs. VILLANOVA (11-11-16)
FG ATTEMPTS 13, vs. IOWA STATE (12-3-16)
3PT FG MADE 4, 2x, LAST VS. SMU (12-16-16)
3PT FG ATTEMPTS 8, vs. IOWA STATE (12-3-16)
FT MADE 4, vs. TEXAS (11-20-16)
FT ATTEMPTS 4, 2x, LAST VS. OREGON (11-25-16)
ASSISTS 3, 3x, LAST VS. SMU (12-16-16)
BLOCKS
STEALS 3, 2x, LAST VS. ALABAMA STATE (12-20-16)

SEC HIGHS

POINTS 5, vs. LSU (1-1-17)
REBOUNDS 1, vs. LSU (1-1-17)
FG MADE 2, vs. LSU (1-1-17)
FG ATTEMPTS 2, vs. LSU (1-1-17)
3PT FG MADE 1, vs. LSU (1-1-17)
3PT FG ATTEMPTS 1, vs. LSU (1-1-17)
FT MADE
FT ATTEMPTS
ASSISTS
BLOCKS
STEALS 1, vs. LSU (1-1-17)

* — SEC Tournament

POSTSEASON HIGHS

POINTS
REBOUNDS
FG MADE
FG ATTEMPTS
3PT FG MADE
3PT FG ATTEMPTS
FT MADE
FT ATTEMPTS
ASSISTS
BLOCKS
STEALS

JOHNSON'S 2016-17 GAME-BY-GAME STATISTICS (* — INDICATES GAME STARTED)

Opponent	Min.	FG-A	3PT-A	FT-A	O-D-T	PF	Ast.	TO	Blk.	Stl.	Pts.
Villanova	14	8-9	3-4	2-2	0-0-0	1	1	2	0	0	21
Maine	13	4-5	4-4	2-2	0-2-2	0	1	0	0	1	14
Tulane	7	1-4	1-4	0-0	0-0-0	0	0	0	0	1	3
Texas	6	2-5	1-3	4-4	0-1-1	1	0	1	0	1	9
Oregon	14	2-4	1-3	3-4	2-0-2	1	1	0	0	1	8
San Jose St.	15	2-6	1-4	0-0	1-0-1	2	3	1	0	1	5
Hawaii	17	3-7	2-5	0-0	0-2-2	1	0	2	0	2	8
*Iowa St.	30	6-13	3-8	0-0	0-0-0	3	0	0	0	0	15
*Southern Miss	21	0-5	0-3	0-0	3-0-3	2	3	1	0	2	0
*Ark.-Little Rock	24	0-4	0-0	0-0	1-2-3	1	2	2	0	0	0
*SMU	30	4-7	4-6	1-2	1-1-2	2	3	1	0	1	13
*USC	24	2-6	1-3	0-0	0-4-4	0	1	3	0	3	5
*Alabama St.	22	3-5	2-4	1-2	2-2-4	3	1	3	0	3	9
Northwestern St.											— DID NOT PLAY —
LSU	10	2-2	1-1	0-0	0-1-1	2	0	1	0	1	5
Arkansas											— DID NOT PLAY —
Tennessee											
Florida											
Ole Miss											
Alabama											
South Carolina											
Texas A&M											
Auburn											
Missouri											
Vanderbilt											
Ole Miss											
Georgia											
Texas A&M											
Kentucky											
Tennessee											

ROSHUNDA JOHNSON'S CAREER STATISTICS

ALL GAMES

Year	GP	GS	Min	Avg	Total			3-Point			F-Throw			Rebounds				PF	FO	Ast	TO	Blk	Stl	Pts	Avg
					FG	FGA	Pct	FG	FGA	Pct	FT	FTA	Pct	Off	Def	Tot	Avg								
2013-14*	32	6	712	22.3	59	176	.335	20	66	.303	38	56	.679	14	73	87	2.7	57	3	48	47	2	37	176	5.5
2014-15*	32	31	1118	34.9	127	360	.353	46	117	.393	62	80	.775	21	102	123	3.8	72	1	121	76	4	76	362	11.3
2016-17	14	6	247	17.6	39	82	.476	24	52	.462	13	16	.813	10	15	25	1.8	19	0	16	17	0	17	115	8.2
MSU TOTAL	14	6	247	17.6	39	82	.476	24	52	.462	13	16	.813	10	15	25	1.8	19	0	16	17	0	17	115	8.2
All*	78	43	2077	26.6	225	618	.364	90	235	.383	113	152	.743	45	190	235	3.0	148	4	185	140	6	130	653	8.4

SEC GAMES

Year	GP	GS	Min	Avg	Total			3-Point			F-Throw			Rebounds				PF	FO	Ast	TO	Blk	Stl	Pts	Avg
					FG	FGA	Pct	FG	FGA	Pct	FT	FTA	Pct	Off	Def	Tot	Avg								
2016-17	1	0	10	10.0	2	2	1.000	1	1	1.000	0	0	.000	0	1	1	1.0	2	0	0	1	0	1	5	5.0
TOTAL	1	0	10	10.0	2	2	1.000	1	1	1.000	0	0	.000	0	1	1	1.0	2	0	0	1	0	1	5	5.0



@HailStateWBK



Facebook.com/HailStateWBK



HailStateWBK



TEAIRA MCCOWAN

Center | 6-7 | Sophomore
Brenham, Texas | Brenham HS

MCCOWAN'S BULLDOG BITES

- Selected to the SEC All-Freshman Team last season.
- Opened the season with 11 points and seven rebounds against Villanova.
- Added eight points and seven boards against Maine in the title game, hitting 4 of 5 shots.
- Put in seven points against Tulane.
- Notched six points and blocked a pair of shots against Texas.
- Grabbed a career-best 16 rebounds against San Jose State, finishing one point shy of a double-double.
- Contributed five points and five rebounds in a road win at Little Rock.
- Collected nine points, six rebounds and two blocks against Alabama State.
- Tallied a double-double with 14 points and 12 rebounds against Northwestern State. Also blocked four shots.
- Moved into a tie for ninth in career blocks, recording her 62nd against LSU.

CAREER HIGHS

POINTS	24, vs. WESTERN MICHIGAN (12-20-15)
REBOUNDS	16, vs. SAN JOSE STATE (11-26-16)
FG MADE	9, 2x, LAST vs. WESTERN MICHIGAN (12-20-15)
FG ATTEMPTS	16, WESTERN MICHIGAN (12-20-15)
3PT FG MADE	—
3PT FG ATTEMPTS	—
FT MADE	6, WESTERN MICHIGAN (12-20-15)
FT ATTEMPTS	8, 2x, LAST vs. NORTHWESTERN ST (12-28-16)
ASSISTS	2, 2x, LAST vs. IOWA STATE (12-3-16)
BLOCKS	5, 2x, LAST AT GEORGIA (1-21-16)
STEALS	5, vs. VANDERBILT (3-4-16)*

SEC HIGHS

POINTS	11, vs. VANDERBILT (3-4-16)*
REBOUNDS	13, vs. AUBURN (1-7-16)
FG MADE	5, vs. OLE MISS (1-18-16)
FG ATTEMPTS	11, vs. AUBURN (1-7-16)
3PT FG MADE	—
3PT FG ATTEMPTS	—
FT MADE	5, vs. VANDERBILT (3-4-16)*
FT ATTEMPTS	7, vs. VANDERBILT (3-4-16)*
ASSISTS	2, vs. TENNESSEE (1-28-16)
BLOCKS	5, AT GEORGIA (1-21-16)
STEALS	5, vs. VANDERBILT (3-4-16)*

* — SEC Tournament

POSTSEASON HIGHS

POINTS	6, vs. CHATTANOOGA (3-18-16)
REBOUNDS	8, vs. MICHIGAN STATE (3-20-16)
FG MADE	3, vs. CHATTANOOGA (3-18-16)
FG ATTEMPTS	7, vs. CHATTANOOGA (3-18-16)
3PT FG MADE	—
3PT FG ATTEMPTS	—
FT MADE	2, vs. MICHIGAN STATE (3-20-16)
FT ATTEMPTS	3, vs. MICHIGAN STATE (3-20-16)
ASSISTS	—
BLOCKS	1, vs. MICHIGAN STATE (3-20-16)
STEALS	1, vs. MICHIGAN STATE (3-20-16)

MCCOWAN'S 2016-17 GAME-BY-GAME STATISTICS (* — INDICATES GAME STARTED)

Opponent	Min.	FG-A	3PT-A	FT-A	O-D-T	PF	Ast.	TO	Blk.	Stl.	Pts.
Villanova	17	5-9	0-0	1-2	1-6-7	5	0	0	1	0	11
Maine	18	4-5	0-0	0-0	3-4-7	3	1	2	0	1	8
Tulane	13	3-7	0-0	1-6	3-1-4	3	0	1	1	2	7
Texas	11	3-3	0-0	0-0	0-0-0	1	1	1	2	1	6
Oregon	15	4-8	0-0	0-0	1-2-3	1	0	0	1	0	8
San Jose St.	22	4-11	0-0	1-2	7-9-16	1	0	2	1	0	9
Hawaii	13	0-3	0-0	1-2	3-1-4	4	0	2	1	1	4
Iowa St.	20	0-2	0-0	2-4	1-2-3	3	2	1	0	1	2
Southern Miss	5	1-2	0-0	0-0	0-0-0	0	0	0	0	0	2
Ark.-Little Rock	14	2-3	0-0	1-2	2-3-5	3	0	1	1	0	5
SMU	11	0-3	0-0	2-2	1-5-6	3	0	0	0	1	2
USC	21	0-3	0-0	4-6	3-4-7	2	0	0	1	0	4
Alabama St.	18	2-4	0-0	5-6	2-4-6	1	0	1	2	1	9
Northwestern St.	23	5-7	0-0	4-8	6-6-12	1	1	1	4	1	14
LSU	13	1-2	0-0	1-2	1-4-5	3	1	1	1	1	3
Arkansas	8	0-2	0-0	0-0	1-2-3	3	1	0	1	0	0
Tennessee											
Florida											
Ole Miss											
Alabama											
South Carolina											
Texas A&M											
Auburn											
Missouri											
Vanderbilt											
Ole Miss											
Georgia											
Texas A&M											
Kentucky											
Tennessee											

TEAIRA MCCOWAN'S CAREER STATISTICS

ALL GAMES

Year	GP	GS	Min	Avg	Total			3-Point			F-Throw			Rebounds				PF	FO	Ast	TO	Blk	Stl	Pts	Avg
					FG	FGA	Pct	FG	FGA	Pct	FT	FTA	Pct	Off	Def	Tot	Avg								
2015-16	35	1	481	13.7	92	186	.495	0	0	.000	46	69	.667	100	95	195	5.6	93	5	9	49	46	18	230	6.6
2016-17	16	0	242	15.1	34	74	.459	0	0	.000	23	42	.548	35	53	88	5.5	37	1	7	13	17	10	91	5.7
TOTAL	51	1	723	14.2	126	260	.485	0	0	.000	69	111	.622	135	148	283	5.5	130	6	16	62	63	28	321	6.3

SEC GAMES

Year	GP	GS	Min	Avg	Total			3-Point			F-Throw			Rebounds				PF	FO	Ast	TO	Blk	Stl	Pts	Avg
					FG	FGA	Pct	FG	FGA	Pct	FT	FTA	Pct	Off	Def	Tot	Avg								
2015-16	16	0	227	14.2	33	71	.465	0	0	.000	16	24	.667	49	39	88	5.5	38	1	5	17	23	4	82	5.1
2016-17	2	0	21	10.5	1	4	.250	0	0	.000	1	2	.500	2	6	8	4.0	6	0	2	1	2	1	3	1.5
TOTAL	18	0	248	13.8	34	75	.453	0	0	.000	17	26	.654	51	45	96	5.3	44	1	7	18	25	5	85	4.7



@HailStateWBK



Facebook.com/HailStateWBK



HailStateWBK



CHINWE OKORIE

Center | 6-5 | Senior
Lagos, Nigeria | Stoneleigh-Burnham School

OKORIE'S BULLDOG BITES

- Three-time SEC Academic Honor Roll selection.
- Put in 11 points and grabbed eight rebounds in a season-opening win against Villanova in Maine.
- Tallied nine points, eight rebounds (six offensive) against Tulane.
- Had a second-straight nine-point game, adding seven boards, in State's win against Texas.
- Named to the Rainbow Wahine Showdown All-Tournament Team after averaging 12.0 points and 7.3 rebounds in the three games.
- Collected 11 points and six rebounds against Oregon and seven points, nine boards against San Jose St.
- Scored a career-best 18 points and tallied seven rebounds against Hawaii.
- Claimed her first double-double of the season with 10 points, 11 rebounds at Iowa State.
- Matched her career high with 18 points at Southern Miss, finishing a rebound shy of a double-double.
- Tallied eight points in the Bulldogs' road win at Little Rock.
- Claimed her best SEC performance with 17 points against LSU on 8 of 10 shooting.
- Scored 14 points and completed a double-double with a career-best 15 rebounds in a road win at Arkansas.

CAREER HIGHS

POINTS	18, 2x, LAST VS. SOUTHERN MISS (12-10-16)
REBOUNDS	15, VS. ARKANSAS (1-5-17)
FG MADE	8, 3x, LAST VS. LSU (1-1-17)
FG ATTEMPTS	15, VS. ARKANSAS (1-5-17)
3PT FG MADE	—
3PT FG ATTEMPTS	—
FT MADE	4, 6x, LAST VS. MICHIGAN STATE (3-20-16)
FT ATTEMPTS	7, VS. MISSISSIPPI VALLEY ST. (12-15-14)
ASSISTS	3, 2x, LAST VS. SOUTHERN MISS (12-16-15)
BLOCKS	3, VS. NORFOLK ST. (11-27-15)
STEALS	3, 2x, LAST VS. ARKANSAS (1-10-16)

SEC HIGHS

POINTS	17, VS. LSU (1-1-17)
REBOUNDS	15, VS. ARKANSAS (1-5-17)
FG MADE	8, VS. LSU (1-1-17)
FG ATTEMPTS	15, VS. ARKANSAS (1-5-17)
3PT FG MADE	—
3PT FG ATTEMPTS	—
FT MADE	4, 4x, LAST VS. ALABAMA (2-28-16)
FT ATTEMPTS	6, 2x, LAST VS. ALABAMA (2-28-16)
ASSISTS	1, 2x, LAST VS. SOUTH CAROLINA (3-6-16)*
BLOCKS	2, 5x, LAST VS. TENNESSEE (3-5-16)*
STEALS	3, 2x, LAST VS. ARKANSAS (1-10-16)

* — SEC Tournament

POSTSEASON HIGHS

POINTS	12, VS. CHATTANOOGA (3-18-16)
REBOUNDS	9, VS. CHATTANOOGA (3-18-16)
FG MADE	4, VS. CHATTANOOGA (3-18-16)
FG ATTEMPTS	9, VS. CHATTANOOGA (3-18-16)
3PT FG MADE	—
3PT FG ATTEMPTS	—
FT MADE	4, 2x, LAST VS. MICHIGAN STATE (3-20-16)
FT ATTEMPTS	6, 2x, LAST VS. MICHIGAN STATE (3-20-16)
ASSISTS	—
BLOCKS	1, VS. MICHIGAN STATE (3-20-16)
STEALS	—

OKORIE'S 2016-17 GAME-BY-GAME STATISTICS (* — INDICATES GAME STARTED)

Opponent	Min.	FG-A	3PT-A	FT-A	O-D-T	PF	Ast.	TO	Blk.	Stl.	Pts.
*Villanova	18	4-6	0-0	3-4	2-6-8	0	1	0	0	0	11
*Maine	16	1-3	0-0	0-0	2-1-3	4	0	4	0	0	2
*Tulane	25	3-8	0-0	3-6	6-2-8	5	0	2	1	1	9
*Texas	29	3-5	0-0	3-6	5-2-7	3	0	1	0	1	9
*Oregon	27	4-9	0-0	3-6	2-4-6	4	0	0	0	0	11
*San Jose St.	14	3-7	0-0	1-6	7-2-9	1	0	0	1	1	7
*Hawaii	23	8-10	0-0	2-5	4-3-7	1	0	1	0	0	18
*Iowa St.	25	4-9	0-0	2-3	7-4-11	5	0	1	2	0	10
*Southern Miss	35	8-10	0-0	2-4	2-7-9	2	1	0	2	1	18
*Ark.-Little Rock	26	4-8	0-0	0-0	0-2-2	3	1	1	0	1	8
*SMU	16	5-6	0-0	0-5	2-0-2	3	0	1	2	1	10
*USC	20	3-5	0-0	0-0	2-4-6	3	0	1	0	0	6
*Alabama St.	18	3-5	0-0	1-2	2-2-4	0	0	1	2	0	7
*Northwestern St.	14	3-6	0-0	1-2	4-1-5	1	0	0	0	0	7
*LSU	24	8-10	0-0	1-2	2-4-6	2	0	1	1	0	17
*Arkansas	29	7-15	0-0	0-0	7-8-15	4	0	3	1	1	14
Tennessee											
Florida											
Ole Miss											
Alabama											
South Carolina											
Texas A&M											
Auburn											
Missouri											
Vanderbilt											
Ole Miss											
Georgia											
Texas A&M											
Kentucky											
Tennessee											

CHINWE OKORIE'S CAREER STATISTICS

ALL GAMES

Year	GP	GS	Min	Avg	Total			3-Point			F-Throw			Rebounds				PF	FO	Ast	TO	Blk	Stl	Pts	Avg
					FG	FGA	Pct	FG	FGA	Pct	FT	FTA	Pct	Off	Def	Tot	Avg								
2014-15	34	21	442	13.0	46	108	.426	0	0	.000	23	45	.511	70	55	125	3.7	61	1	4	21	14	11	115	3.4
2015-16	36	33	749	20.8	100	190	.526	0	0	.000	45	73	.616	111	105	216	6.0	101	5	11	53	26	16	245	6.8
2016-17	16	16	359	22.4	71	122	.582	0	0	.000	22	51	.431	56	52	108	6.8	41	2	3	17	12	7	164	10.3
TOTAL	86	70	1550	18.0	217	420	.517	0	0	.000	90	169	.533	237	212	449	5.2	203	8	18	91	52	34	524	6.1

SEC GAMES

Year	GP	GS	Min	Avg	Total			3-Point			F-Throw			Rebounds				PF	FO	Ast	TO	Blk	Stl	Pts	Avg
					FG	FGA	Pct	FG	FGA	Pct	FT	FTA	Pct	Off	Def	Tot	Avg								
2014-15	16	6	157	9.8	9	22	.409	0	0	.000	5	8	.625	9	14	23	1.4	24	1	0	7	3	4	23	1.4
2015-16	16	14	361	22.6	37	69	.536	0	0	.000	23	34	.676	43	45	88	5.5	43	2	1	28	14	10	97	6.1
2016-17	2	2	53	26.5	15	25	.600	0	0	.000	1	2	.500	9	12	21	10.5	6	0	0	4	2	1	31	15.5
TOTAL	34	22	571	16.8	61	116	.526	0	0	.000	29	44	.659	61	71	132	3.9	73	3	1	39	19	15	151	4.4



@HailStateWBK



Facebook.com/HailStateWBK



HailStateWBK



BREANNA RICHARDSON

Forward | 6-1 | Senior
Conyers, Ga. | Rockdale County HS

CAREER HIGHS

POINTS21, vs. NORTHWESTERN STATE (12-28-16)
REBOUNDS14, 2X, LAST vs. SOUTH FLORIDA (3-30-14)
FG MADE10, vs. NORTHWESTERN STATE (12-28-16)
FG ATTEMPTS17, 2X, LAST vs. SOUTHERN MISS (3-24-14)
3PT FG MADE2, 5X, LAST vs. FLORIDA (2-15-15)
3PT FG ATTEMPTS4, 6X, LAST vs. KENTUCKY (3-6-15)
FT MADE8, at VANDERBILT (1-11-15)
FT ATTEMPTS11, at VANDERBILT (1-11-15)
ASSISTS4, 2X, LAST vs. KENTUCKY (3-6-15)
BLOCKS2, 6X, LAST vs. NORTHWESTERN ST (12-28-16)
STEALS4, vs. ARKANSAS STATE (11-16-14)

SEC HIGHS

POINTS18, at OLE MISS (1-23-14)
REBOUNDS11, 2X, LAST at VANDERBILT (1-11-15)
FG MADE8, at OLE MISS (1-23-14)
FG ATTEMPTS13, 2X, LAST vs. TEXAS A&M (2-8-15)
3PT FG MADE2, 2X, LAST vs. FLORIDA (2-15-15)
3PT FG ATTEMPTS4, 5X, LAST vs. KENTUCKY (3-6-15)*
FT MADE8, at VANDERBILT (1-11-15)
FT ATTEMPTS11, at VANDERBILT (1-11-15)
ASSISTS4, 2X, LAST vs. KENTUCKY (3-6-15)*
BLOCKS2, 2X, LAST vs. KENTUCKY (2-18-16)
STEALS3, at AUBURN (2-9-14)

* — SEC Tournament

POSTSEASON HIGHS

POINTS20, vs. SOUTHERN MISS (3-24-14)
REBOUNDS14, vs. SOUTH FLORIDA (3-30-14)
FG MADE7, 2X, LAST vs. TULANE (3-20-15)
FG ATTEMPTS17, vs. SOUTHERN MISS (3-24-14)
3PT FG MADE1, vs. MICHIGAN STATE (3-20-16)
3PT FG ATTEMPTS1, 3X, LAST vs. MICHIGAN STATE (3-20-16)
FT MADE6, vs. SOUTHERN MISS (3-24-14)
FT ATTEMPTS7, vs. SOUTHERN MISS (3-24-14)
ASSISTS3, vs. TULANE (3-20-14)
BLOCKS2, 2X, LAST vs. SOUTH FLORIDA (3-30-14)
STEALS3, vs. TULANE (3-20-14)

RICHARDSON'S BULLDOG BITES

- Earned a spot on the SEC Academic Honor Roll all three years.
- Received her bachelor's degree in December, graduating in 3 1/2 years.
- Collected six points in each of the season's first two games.
- Added double figures with 11 points against Tulane.
- Contributed 10 points to MSU's Rainbow Wahine Showdown win against San Jose St.
- Recorded 10 points and five rebounds at Iowa State.
- Notched her first double-double of the season with 19 points, one off her career high, and 10 rebounds at Southern Miss, a day after receiving her MSU diploma.
- Scored a career-best 21 points while blocking two shots and grabbing eight rebounds against Northwestern State.
- Chipped in eight points and grabbed six boards at Arkansas.

RICHARDSON'S 2016-17 GAME-BY-GAME STATISTICS (* — INDICATES GAME STARTED)

Opponent	Min.	FG-A	3PT-A	FT-A	O-D-T	PF	Ast.	TO	Blk.	Stl.	Pts.
*Villanova	17	2-3	0-0	2-2	1-1-2	2	1	0	0	0	6
*Maine	22	3-6	0-0	0-0	1-3-4	2	2	0	0	0	6
*Tulane	23	3-8	0-0	5-6	4-1-5	3	0	3	0	1	11
*Texas	18	0-1	0-0	0-0	2-0-2	3	1	2	0	1	0
*Oregon	7	1-1	0-0	2-2	1-4-5	2	0	3	1	0	4
*San Jose St.	13	5-7	0-0	0-1	2-3-5	3	1	2	1	0	10
*Hawaii	18	1-3	0-0	0-0	1-2-3	3	2	3	0	2	2
*Iowa St.	33	5-9	0-0	0-0	1-4-5	3	2	1	0	3	10
*Southern Miss	29	7-9	0-0	5-7	6-4-10	1	3	2	0	0	19
*Ark.-Little Rock	10	2-3	0-0	0-0	2-1-3	3	0	1	0	1	4
*SMU	21	2-5	0-0	0-0	2-2-4	2	1	0	1	0	4
*USC	32	6-9	0-0	5-6	5-4-9	3	0	2	1	0	17
*Alabama St.	11	0-0	0-0	0-2	1-1-2	1	1	3	0	0	0
*Northwestern St.	25	10-12	0-0	1-2	4-4-8	2	2	0	2	2	21
*LSU	15	2-5	0-1	0-0	1-2-3	3	2	2	0	0	4
*Arkansas	26	4-5	0-0	0-1	3-3-6	5	2	2	0	1	8
Tennessee											
Florida											
Ole Miss											
Alabama											
South Carolina											
Texas A&M											
Auburn											
Missouri											
Vanderbilt											
Ole Miss											
Georgia											
Texas A&M											
Kentucky											
Tennessee											

BREANNA RICHARDSON'S CAREER STATISTICS

ALL GAMES

Year	GP	GS	Min	Avg	Total			3-Point			F-Throw			Rebounds				PF	FO	Ast	TO	Blk	Stl	Pts	Avg
					FG	FGA	Pct	FG	FGA	Pct	FT	FTA	Pct	Off	Def	Tot	Avg								
2013-14	36	31	885	24.6	125	295	.424	2	10	.200	91	135	.674	89	124	213	5.9	107	5	30	97	15	36	343	9.5
2014-15	34	14	771	22.7	100	247	.405	19	59	.322	65	95	.684	90	104	194	5.7	75	2	37	87	10	31	284	8.4
2015-16	34	1	613	18.0	61	152	.401	3	17	.176	66	96	.688	67	64	131	3.9	80	4	32	73	15	20	191	5.6
2016-17	16	16	320	20.0	53	86	.616	0	1	.000	20	29	.690	37	39	76	4.8	41	1	20	27	6	11	126	7.9
TOTAL	120	62	2589	21.6	339	780	.435	24	87	.276	242	355	.682	283	331	614	5.1	303	12	119	284	46	98	944	7.9

SEC GAMES

Year	GP	GS	Min	Avg	Total			3-Point			F-Throw			Rebounds				PF	FO	Ast	TO	Blk	Stl	Pts	Avg
					FG	FGA	Pct	FG	FGA	Pct	FT	FTA	Pct	Off	Def	Tot	Avg								
2013-14	16	16	401	25.1	60	134	.448	1	4	.250	50	72	.694	35	46	81	5.1	53	3	13	48	7	14	171	10.7
2014-15	16	11	408	25.5	47	122	.385	8	31	.258	36	54	.667	38	55	93	5.8	48	2	18	48	5	11	138	8.6
2015-16	14	0	286	20.4	27	57	.474	0	2	.000	20	31	.645	32	26	58	4.1	37	2	15	29	6	5	74	5.3
2016-17	2	2	41	20.5	6	10	.600	0	1	.000	0	1	.000	4	5	9	4.5	8	1	4	4	0	1	12	6.0
TOTAL	48	29	1136	23.7	140	323	.433	9	38	.237	106	158	.671	109	132	241	5.0	146	8	50	129	18	31	395	8.2





BLAIR SCHAEFER

Guard | 5-7 | Junior
Starkville, Miss. | Starkville HS

SCHAEFER'S BULLDOG BITES

- Allstate Good Works Team nominee.
- Named to the SEC Community Service team last season.
- Two-time SEC Academic Honor Roll recipient.
- Knocked down nine points in two games in Maine, including six points in the title game.
- Scored a season-high eight points against San Jose State.
- Hit two 3-pointers for six points and registered a steal in the Bulldogs' road win at Iowa State.
- Contributed seven points in the Bulldogs' road victory at Southern Miss.
- Tied her career high with 12 points in a road win at Little Rock.
- Recorded her first-career start against Northwestern State, finishing with 13 points.
- Hit two fourth-quarter 3-pointers and took four charges in MSU's road victory at Arkansas.

CAREER HIGHS

POINTS	18, vs. SMU (12-16-16)
REBOUNDS	6, vs. ULM (11-25-14)
FG MADE	6, vs. SMU (12-16-16)
FG ATTEMPTS	11, vs. SMU (12-16-16)
3PT FG MADE	4, 3x, LAST vs. SMU (12-16-16)
3PT FG ATTEMPTS	9, vs. SE LOUISIANA (12-28-15)
FT MADE	4, vs. NORTHWESTERN STATE (12-28-16)
FT ATTEMPTS	4, 5x, LAST vs. NORTHWESTERN ST (12-28-16)
ASSISTS	5, vs. MVSU (12-15-14)
BLOCKS	2, vs. ULM (11-25-14)
STEALS	4, vs. MVSU (11-24-15)

SEC HIGHS

POINTS	6, 2x, LAST vs. ARKANSAS (1-5-17)
REBOUNDS	2, 5x, LAST vs. ARKANSAS (1-5-17)
FG MADE	2, 3x, LAST vs. ARKANSAS (1-5-17)
FG ATTEMPTS	7, vs. KENTUCKY (2-18-16)
3PT FG MADE	2, 2x, LAST vs. ARKANSAS (1-5-17)
3PT FG ATTEMPTS	5, vs. KENTUCKY (2-18-16)
FT MADE	2, 3x, LAST vs. TENNESSEE (1-28-16)
FT ATTEMPTS	4, vs. TENNESSEE (1-28-16)
ASSISTS	3, vs. VANDERBILT (1-29-15)
BLOCKS	—
STEALS	—

* — SEC Tournament

POSTSEASON HIGHS

POINTS	2, AT DUKE (3-22-15)
REBOUNDS	—
FG MADE	1, AT DUKE (3-22-15)
FG ATTEMPTS	1, 3x, LAST vs. CHATTANOOGA (3-18-16)
3PT FG MADE	—
3PT FG ATTEMPTS	1, 2x, LAST vs. CHATTANOOGA (3-18-16)
FT MADE	—
FT ATTEMPTS	—
ASSISTS	—
BLOCKS	—
STEALS	—

SCHAEFER'S 2016-17 GAME-BY-GAME STATISTICS (* — INDICATES GAME STARTED)

Opponent	Min.	FG-A	3PT-A	FT-A	O-D-T	PF	Ast.	TO	Blk.	Stl.	Pts.
Villanova	23	0-3	0-0	3-4	0-4-4	2	1	1	0	1	3
Maine	11	2-3	2-3	0-0	0-2-2	1	1	0	0	1	6
Tulane	7	1-3	0-2	0-0	0-0-0	1	0	0	0	0	2
Texas	7	0-1	0-0	0-0	0-0-0	1	0	1	0	1	0
Oregon	9	0-2	0-1	0-0	0-1-1	0	0	0	0	0	0
San Jose St.	14	2-4	2-4	2-2	0-0-0	0	0	1	0	1	8
Hawaii	13	1-7	0-4	1-1	0-1-1	1	1	3	0	1	3
Iowa St.	25	2-2	2-2	0-0	0-0-0	2	0	0	0	1	6
Southern Miss	28	2-9	1-3	2-2	0-3-3	1	0	0	0	1	7
Ark.-Little Rock	24	3-4	3-3	3-4	0-0-0	1	1	1	0	1	12
SMU	19	6-11	4-8	2-2	0-0-0	1	1	0	0	0	18
USC	18	1-2	1-2	0-0	0-1-1	3	0	0	0	0	3
Alabama St.	20	1-9	1-6	3-4	0-1-1	2	1	0	0	0	6
*Northwestern St.	24	3-9	3-6	4-4	0-0-0	1	2	2	1	1	13
LSU	1	0-0	0-0	0-0	0-0-0	0	0	0	0	0	0
Arkansas	19	2-5	2-4	0-0	0-2-2	0	1	1	0	0	6
Tennessee											
Florida											
Ole Miss											
Alabama											
South Carolina											
Texas A&M											
Auburn											
Missouri											
Vanderbilt											
Ole Miss											
Georgia											
Texas A&M											
Kentucky											
Tennessee											

BLAIR SCHAEFER'S CAREER STATISTICS

ALL GAMES

Year	GP	GS	Min	Avg	Total			3-Point			F-Throw			Rebounds				PF	FO	Ast	TO	Blk	Stl	Pts	Avg
					FG	FGA	Pct	FG	FGA	Pct	FT	FTA	Pct	Off	Def	Tot	Avg								
2014-15	24	0	162	6.8	16	49	.327	11	38	.289	18	19	.947	0	20	20	0.8	24	0	20	15	2	8	61	2.5
2015-16	33	0	318	9.6	30	98	.306	24	71	.338	8	14	.571	10	17	27	0.8	26	0	14	13	0	10	92	2.8
2016-17	16	1	262	16.4	26	74	.351	21	48	.438	20	23	.870	0	15	15	0.9	17	0	9	10	1	9	93	5.8
TOTAL	73	1	742	10.2	72	221	.326	56	157	.357	46	56	.821	10	52	62	0.8	67	0	43	38	3	27	246	3.4

SEC GAMES

Year	GP	GS	Min	Avg	Total			3-Point			F-Throw			Rebounds				PF	FO	Ast	TO	Blk	Stl	Pts	Avg
					FG	FGA	Pct	FG	FGA	Pct	FT	FTA	Pct	Off	Def	Tot	Avg								
2014-15	7	0	23	3.3	2	11	.182	2	10	.200	5	6	.833	0	2	2	0.3	2	0	3	0	0	0	11	1.6
2015-16	15	0	88	5.9	8	26	.308	6	19	.316	3	6	.500	5	4	9	0.6	13	0	1	3	0	0	25	1.7
2016-17	2	0	20	10.0	2	5	.400	2	4	.500	0	0	.000	0	2	2	1.0	0	0	1	1	0	0	6	3.0
TOTAL	24	0	131	5.5	12	42	.286	10	33	.303	8	12	.667	5	8	13	0.5	15	0	5	4	0	0	42	1.8



@HailStateWBK



Facebook.com/HailStateWBK



HailStateWBK



VICTORIA VIVIANS

Guard | 6-1 | Junior
Carthage, Miss. | Scott Central HS

VIVIANS' BULLDOG BITES

- Named to Wade Trophy Watch List.
- Also tabbed to the Naismith and Wooden preseason watch lists.
- Preseason First Team All-SEC by media and coaches.
- Sporting News Preseason First Team All-American.
- Second Team All-American in the preseason by Athlon.
- SEC's top returning scorer from last season. Finished second in the league with 17.1 ppg.
- Averages 16.8 ppg in her career against ranked opponents.
- 8th in school history in career points scored.
- Needs 115 points to reach 1,500.
- First Team All-SEC by Associated Press and coaches last season.
- WBCA All-America Honorable Mention as a sophomore.
- Named Maine Tipoff Tournament MVP after scoring 26 first-half points in the championship game.
- Paced MSU with 17 points against Tulane.
- Tallied 19 points against Texas, knocking down 50% from the field.
- Rainbow Wahine Showdown MVP after averaging 11.7 ppg in the three contests.
- Scored a game-high 17 points, 12 in the second half, in a tournament-opening win against Oregon.
- Capped the Rainbow Wahine Showdown with 10 points and four steals against Hawaii.
- Contributed 16 points and three steals in the Bulldogs' SEC/Big 12 Challenge win at Iowa State.
- Collected 17 points in a road win at Little Rock.
- Averaged 16.0 points to earn Women of Troy Classic All-Tournament honors. Scored 19 points in the championship game against USC.
- Scored a season-high 28 points against Alabama State and followed it with 22 against Northwestern State.
- Matched her career high with five steals against the Lady Demons.
- Opened SEC play with a double-double of 24 points, 12 rebounds against LSU.

CAREER HIGHS

POINTS	39, AT KENTUCKY (2-12-15)
REBOUNDS	12, 3x, LAST VS. LSU (1-1-17)
FG MADE	13, 2x, LAST AT LOUISIANA TECH (12-13-15)
FG ATTEMPTS	29, AT KENTUCKY (2-12-15)
3PT FG MADE	7, AT LOUISIANA TECH (12-13-15)
3PT FG ATTEMPTS	15, 2x, LAST VS. AUBURN (1-7-16)
FT MADE	10, VS. LOUISIANA TECH (12-11-14)
FT ATTEMPTS	11, 2x, LAST AT KENTUCKY (2-12-15)
ASSISTS	4, 2x, LAST VS. ALABAMA STATE (12-20-16)
BLOCKS	2, 5x, LAST VS. TENNESSEE (3-5-16)*
STEALS	5, 2x, LAST VS. NORTHWESTERN ST (12-28-16)

SEC HIGHS

POINTS	39, AT KENTUCKY (2-12-15)
REBOUNDS	12, VS. LSU (1-1-17)
FG MADE	13, AT KENTUCKY (2-12-15)
FG ATTEMPTS	29, AT KENTUCKY (2-12-15)
3PT FG MADE	5, 3x, LAST VS. TENNESSEE (3-5-16)*
3PT FG ATTEMPTS	15, VS. AUBURN (1-7-16)
FT MADE	8, 2x, LAST VS. OLE MISS (3-1-15)
FT ATTEMPTS	11, AT KENTUCKY (2-12-15)
ASSISTS	3, 4x, LAST VS. ARKANSAS (1-5-17)
BLOCKS	2, 4x, LAST VS. TENNESSEE (3-5-16)*
STEALS	5, VS. MISSOURI (2-7-16)

* — SEC Tournament

POSTSEASON HIGHS

POINTS	24, VS. MICHIGAN STATE (3-20-16)
REBOUNDS	7, VS. CHATTANOOGA (3-18-16)
FG MADE	8, 2x, LAST VS. MICHIGAN STATE (3-20-16)
FG ATTEMPTS	23, VS. CHATTANOOGA (3-18-16)
3PT FG MADE	5, VS. MICHIGAN STATE (3-20-16)
3PT FG ATTEMPTS	14, VS. MICHIGAN STATE (3-20-16)
FT MADE	3, VS. MICHIGAN STATE (3-20-16)
FT ATTEMPTS	6, VS. MICHIGAN STATE (3-20-16)
ASSISTS	2, VS. MICHIGAN STATE (3-20-16)
BLOCKS	—
STEALS	3, VS. MICHIGAN STATE (3-20-16)

VIVIANS' 2016-17 GAME-BY-GAME STATISTICS (* — INDICATES GAME STARTED)

Opponent	Min.	FG-A	3PT-A	FT-A	O-D-T	PF	Ast.	TO	Blk.	Stl.	Pts.
*Villanova	10	2-4	0-0	0-1	1-1-2	3	1	0	0	0	4
*Maine	29	9-19	4-11	4-4	0-3-3	1	1	3	0	3	26
*Tulane	28	6-17	2-7	3-3	0-2-2	3	0	1	0	1	17
*Texas	32	9-18	1-4	0-0	0-1-1	5	1	1	0	0	19
*Oregon	24	7-13	2-5	1-1	0-4-4	4	0	3	0	0	17
*San Jose St.	22	3-14	2-6	0-0	0-2-2	0	1	1	0	0	8
*Hawaii	18	4-9	1-2	1-2	1-2-3	1	2	2	0	4	10
*Iowa St.	32	6-15	1-4	3-4	2-3-5	2	1	1	1	3	16
*Southern Miss	25	5-15	0-4	1-1	0-8-8	2	2	2	0	0	11
*Ark.-Little Rock	30	7-14	1-2	2-4	1-3-4	2	3	4	0	1	17
*SMU	21	4-10	2-6	3-4	0-2-2	2	2	1	0	2	13
*USC	37	6-19	3-8	4-6	2-4-6	3	3	2	0	1	19
*Alabama St.	32	9-20	4-12	6-7	0-5-5	0	4	1	0	1	28
*Northwestern St.	25	9-16	3-7	1-2	0-4-4	0	3	2	0	5	22
*LSU	35	8-14	3-7	5-6	2-10-12	3	0	3	0	3	24
*Arkansas	33	5-19	0-5	3-5	2-5-7	2	3	3	0	3	13
Tennessee											
Florida											
Ole Miss											
Alabama											
South Carolina											
Texas A&M											
Auburn											
Missouri											
Vanderbilt											
Ole Miss											
Georgia											
Texas A&M											
Kentucky											
Tennessee											

VICTORIA VIVIANS' CAREER STATISTICS

ALL GAMES

Year	GP	GS	Min	Avg	Total			3-Point			F-Throw			Rebounds				PF	FO	Ast	TO	Blk	Stl	Pts	Avg
					FG	FGA	Pct	FG	FGA	Pct	FT	FTA	Pct	Off	Def	Tot	Avg								
2014-15	34	34	891	26.2	171	465	.368	69	211	.327	94	126	.746	51	119	170	5.0	81	3	34	60	15	47	505	14.9
2015-16	36	36	1120	31.1	233	610	.382	79	256	.309	71	97	.732	42	168	210	5.8	98	2	37	63	10	62	616	17.1
2016-17	16	16	433	27.1	99	236	.419	29	90	.322	37	50	.740	11	59	70	4.4	33	1	27	30	1	27	264	16.5
TOTAL	86	86	2444	28.4	503	1311	.384	177	557	.318	202	273	.740	104	346	450	5.2	212	6	98	153	26	136	1385	16.1

SEC GAMES

Year	GP	GS	Min	Avg	Total			3-Point			F-Throw			Rebounds				PF	FO	Ast	TO	Blk	Stl	Pts	Avg
					FG	FGA	Pct	FG	FGA	Pct	FT	FTA	Pct	Off	Def	Tot	Avg								
2014-15	16	16	442	27.6	74	201	.368	29	89	.326	43	60	.717	21	47	68	4.3	39	0	13	29	10	17	220	13.8
2015-16	16	16	526	32.9	92	266	.346	25	100	.250	37	50	.740	17	90	107	6.7	51	2	16	29	3	29	246	15.4
2016-17	2	2	68	34.0	13	33	.393	3	12	.250	8	11	.727	4	15	19	9.5	5	0	3	6	0	6	37	18.5
TOTAL	34	34	1036	30.5	179	500	.358	57	201	.284	88	121	.727	42	152	194	5.7	95	2	32	64	13	52	503	14.8



@HailStateWBK



Facebook.com/HailStateWBK



HailStateWBK



MORGAN WILLIAM

Guard | 5-5 | Junior
Birmingham, Ala. | Shades Valley HS

WILLIAM'S BULLDOG BITES

- Named to the Naismith Preseason Watch List.
- Second Team Preseason All-SEC by league coaches.
- MSU career free-throw percentage leader (83.8%), fourth-highest by an active NCAA Division I player.
- Fourth among NCAA Division I juniors in career assists with 361.
- Tallied 12 points in the season Maine Tipoff Tournament opener against Villanova.
- Scored seven points and dished nine assists in the championship game against Maine. Also matched a career high with five steals.
- Named SEC Co-Player of the Week following a 23-point performance against No. 8 Texas that included a career high-tying 13 free throws and six rebounds.
- Averaged 4.7 assists in the Rainbow Wahine Showdown, including five each against Oregon and Hawaii and four against San Jose State.
- Put in 14 points in the win against Oregon.
- Scored a team-high 24 points, 13 in the second half and nine in overtime, in the Bulldogs' win at Iowa State.
- Hit a 3-pointer with 36 seconds left to cut the ISU lead to two and assisted Roshunda Johnson's tying triple with 10 seconds left.
- Tallied 10 points in State's road victory at Little Rock.
- Women of Troy Classic MVP after notching 11 points against SMU and 18 against USC.
- Passed 800-career points against Alabama State.
- Equaled her SEC best with seven assists against LSU. Also scored six points and had four steals.
- Paced MSU with 15 points and matched her personal high with six rebounds at Arkansas.

CAREER HIGHS

POINTS	29, vs. ARKANSAS STATE (11-16-14)
REBOUNDS	6, 4x, LAST vs. ARKANSAS (1-5-17)
FG MADE	7, 2x, LAST vs. IOWA STATE (12-3-16)
FG ATTEMPTS	17, vs. TENNESSEE (1-28-16)
3PT FG MADE	4, vs. ARKANSAS STATE (11-16-14)
3PT FG ATTEMPTS	5, 2x, LAST AT TEXAS A&M (2-11-16)
FT MADE	13, 2x, LAST vs. TEXAS (11-20-16)
FT ATTEMPTS	16, vs. ARKANSAS STATE (11-16-14)
ASSISTS	11, vs. SAVANNAH ST. (11-29-15)
BLOCKS	2, vs. SAVANNAH ST. (11-29-15)
STEALS	5, 2x, LAST vs. MAINE (11-12-16)

SEC HIGHS

POINTS	21, AT FLORIDA (1-3-16)
REBOUNDS	6, 2x, LAST vs. ARKANSAS (1-5-17)
FG MADE	7, AT FLORIDA (1-3-16)
FG ATTEMPTS	17, vs. TENNESSEE (1-28-16)
3PT FG MADE	2, 2x, LAST AT LSU (2-4-16)
3PT FG ATTEMPTS	5, AT TEXAS A&M (2-11-16)
FT MADE	9, 3x, LAST AT TEXAS A&M (2-11-16)
FT ATTEMPTS	12, AT ARKANSAS (1-31-16)
ASSISTS	7, 4x, LAST vs. LSU (1-1-17)
BLOCKS	1, 7x, LAST vs. ALABAMA (2-28-16)
STEALS	4, 2x, LAST vs. LSU (1-1-17)

* — SEC Tournament

POSTSEASON HIGHS

POINTS	14, 2x, LAST vs. MICHIGAN STATE (3-20-16)
REBOUNDS	6, vs. MICHIGAN STATE (3-20-16)
FG MADE	3, vs. MICHIGAN STATE (3-20-16)
FG ATTEMPTS	9, vs. MICHIGAN STATE (3-20-16)
3PT FG MADE	1, 3x, vs. MICHIGAN STATE (3-20-16)
3PT FG ATTEMPTS	4, AT DUKE (3-22-15)
FT MADE	9, vs. TULANE (3-20-15)
FT ATTEMPTS	11, vs. TULANE (3-20-15)
ASSISTS	9, vs. MICHIGAN STATE (3-20-16)
BLOCKS	1, vs. CHATTANOOGA (3-18-16)
STEALS	3, vs. TULANE (3-20-15)

WILLIAM'S 2016-17 GAME-BY-GAME STATISTICS (* — INDICATES GAME STARTED)

Opponent	Min.	FG-A	3PT-A	FT-A	O-D-T	PF	Ast.	TO	Blk.	Stl.	Pts.
*Villanova	11	3-3	0-0	6-7	1-2-3	2	1	1	0	0	12
*Maine	27	2-6	0-0	3-4	1-1-2	2	9	3	0	5	7
*Tulane	26	3-6	1-3	0-0	0-0-0	1	2	2	0	1	7
*Texas	32	5-11	0-4	13-14	1-5-6	2	0	3	0	3	23
*Oregon	35	3-5	0-1	8-9	1-0-1	1	5	3	0	2	14
*San Jose St.	18	2-3	0-0	0-0	1-2-3	1	4	0	0	1	4
*Hawaii	22	2-6	0-1	0-0	0-1-1	2	5	1	0	2	4
*Iowa St.	38	7-12	1-3	9-12	0-2-2	3	5	7	0	2	24
*Southern Miss	27	1-3	0-1	3-4	0-1-1	0	6	4	0	2	5
*Ark.-Little Rock	37	3-6	0-0	4-6	0-1-1	1	2	0	0	0	10
*SMU	22	5-6	1-1	0-0	0-1-1	2	5	4	0	2	11
*USC	27	5-10	0-1	8-9	1-1-2	0	0	5	1	3	18
*Alabama St.	24	2-4	0-0	5-8	0-0-0	4	5	0	0	2	9
*Northwestern St.	16	0-1	0-0	4-4	0-1-1	3	3	1	0	1	4
*LSU	25	2-5	1-1	1-2	0-1-1	4	7	4	0	4	6
*Arkansas	32	4-10	0-1	7-8	1-5-6	2	3	3	0	2	15

Tennessee											
Florida											
Ole Miss											
Alabama											
South Carolina											
Texas A&M											
Auburn											
Missouri											
Vanderbilt											
Ole Miss											
Georgia											
Texas A&M											
Kentucky											
Tennessee											

MORGAN WILLIAM'S CAREER STATISTICS

ALL GAMES

Year	GP	GS	Min	Avg	Total			3-Point			F-Throw			Rebounds				PF	FO	Ast	TO	Blk	Stl	Pts	Avg
					FG	FGA	Pct	FG	FGA	Pct	FT	FTA	Pct	Off	Def	Tot	Avg								
2014-15	34	0	727	21.4	74	209	.354	17	53	.321	144	171	.842	22	39	61	1.8	67	0	123	103	7	49	309	9.1
2015-16	36	36	1075	29.9	95	296	.321	18	66	.273	141	167	.844	22	60	82	2.3	70	1	176	100	7	40	349	9.7
2016-17	16	16	419	26.2	49	97	.505	4	17	.235	71	87	.816	7	24	31	1.9	30	0	62	41	1	32	173	10.8
TOTAL	86	52	2221	25.8	218	602	.362	39	136	.287	356	425	.838	51	123	174	2.0	167	1	361	244	15	121	831	9.7

SEC GAMES

Year	GP	GS	Min	Avg	Total			3-Point			F-Throw			Rebounds				PF	FO	Ast	TO	Blk	Stl	Pts	Avg
					FG	FGA	Pct	FG	FGA	Pct	FT	FTA	Pct	Off	Def	Tot	Avg								
2014-15	16	0	345	21.6	30	95	.316	4	23	.174	52	61	.852	10	25	35	2.2	32	0	51	54	4	14	116	7.3
2015-16	16	16	529	33.1	48	149	.322	9	34	.265	70	86	.814	8	29	37	2.3	32	1	80	50	3	20	175	10.9
2016-17	2	2	57	28.5	6	15	.400	1	2	.500	8	10	.800	1	6	7	3.5	6	0	10	7	0	6	21	10.5
TOTAL	34	18	931	27.4	84	259	.324	14	59	.237	130	157	.828	19	60	79	2.3	70	1	141	111	7	40	312	9.2



@HailStateWBK



Facebook.com/HailStateWBK



HailStateWBK



AMESHYA WILLIAMS

Foward | 6-1 | Freshman
Gulfport, Miss. | West Harrison HS

CAREER HIGHS

POINTS 12, 2X, LAST VS. NORTHWESTERN ST (12-28-16)
 REBOUNDS 8, VS. SAN JOSE STATE (11-26-16)
 FG MADE 5, VS. NORTHWESTERN STATE (12-28-16)
 FG ATTEMPTS 9, VS. NORTHWESTERN STATE (12-28-16)
 3PT FG MADE —
 3PT FG ATTEMPTS —
 FT MADE 4, 2X, LAST VS. ALABAMA STATE (12-20-16)
 FT ATTEMPTS 5, 2X, LAST VS. NORTHWESTERN ST (12-28-16)
 ASSISTS 1, VS. ALABAMA STATE (12-20-16)
 BLOCKS 3, 2X, LAST VS. NORTHWESTERN ST (12-28-16)
 STEALS 3, VS. ALABAMA STATE (12-20-16)

SEC HIGHS

POINTS —
 REBOUNDS 1, VS. ARKANSAS (1-5-17)
 FG MADE —
 FG ATTEMPTS 1, VS. ARKANSAS (1-5-17)
 3PT FG MADE —
 3PT FG ATTEMPTS —
 FT MADE —
 FT ATTEMPTS —
 ASSISTS —
 BLOCKS —
 STEALS —

* — SEC Tournament

POSTSEASON HIGHS

POINTS —
 REBOUNDS —
 FG MADE —
 FG ATTEMPTS —
 3PT FG MADE —
 3PT FG ATTEMPTS —
 FT MADE —
 FT ATTEMPTS —
 ASSISTS —
 BLOCKS —
 STEALS —

WILLIAMS' BULLDOG BITES

- Scored five points against Villanova in her MSU debut and three points to go with five rebounds against host Maine in the Maine Tipoff Tournament championship game.
- Put in four points on 4 of 4 at the free-throw line against Tulane, her first game back in her hometown.
- Played 12 minutes against San Jose State, contributing personal bests with six points and eight rebounds.
- Tallied four points and four rebounds in three minutes at Southern Miss.
- Scored a season-high 12 points and tied the team high with six rebounds against Alabama State.
- Matched her season-high with 12 points against Northwestern State.

WILLIAMS' 2016-17 GAME-BY-GAME STATISTICS (* — INDICATES GAME STARTED)

Opponent	Min.	FG-A	3PT-A	FT-A	O-D-T	PF	Ast.	TO	Blk.	Stl.	Pts.
Villanova	5	1-2	0-0	3-3	0-0-0	2	0	0	0	0	5
Maine	8	1-5	0-0	1-3	4-1-5	3	0	0	0	1	3
Tulane	5	0-0	0-0	4-4	1-2-3	0	0	1	0	0	4
Texas											
Oregon											
San Jose St.	12	2-8	0-0	2-2	4-4-8	0	0	2	2	1	6
Hawaii	4	1-3	0-0	0-0	2-0-2	1	0	0	0	0	2
Iowa St.											
Southern Miss	3	2-4	0-0	0-0	2-2-4	0	0	0	0	0	4
Ark.-Little Rock											
SMU	13	2-5	0-0	0-0	1-6-7	1	0	1	3	2	4
USC											
Alabama St.	16	4-5	0-0	4-5	4-2-6	1	1	1	0	3	12
Northwestern St.	15	5-9	0-0	2-5	1-4-5	2	0	2	3	1	12
LSU	3	0-0	0-0	0-0	0-0-0	0	0	0	0	0	0
Arkansas	3	0-1	0-0	0-0	0-1-1	0	0	0	0	0	0
Tennessee											
Florida											
Ole Miss											
Alabama											
South Carolina											
Texas A&M											
Auburn											
Missouri											
Vanderbilt											
Ole Miss											
Georgia											
Texas A&M											
Kentucky											
Tennessee											

AMESHYA WILLIAMS' CAREER STATISTICS

ALL GAMES

Year	GP	GS	Min	Avg	Total			3-Point			F-Throw			Rebounds				PF	FO	Ast	TO	Blk	Stl	Pts	Avg
					FG	FGA	Pct	FG	FGA	Pct	FT	FTA	Pct	Off	Def	Tot	Avg								
2016-17	11	0	87	7.9	18	42	.429	0	0	.000	16	22	.727	19	22	41	3.7	10	0	1	7	8	8	52	4.7
TOTAL	11	0	87	7.9	18	42	.429	0	0	.000	16	22	.727	19	22	41	3.7	10	0	1	7	8	8	52	4.7

SEC GAMES

Year	GP	GS	Min	Avg	Total			3-Point			F-Throw			Rebounds				PF	FO	Ast	TO	Blk	Stl	Pts	Avg
					FG	FGA	Pct	FG	FGA	Pct	FT	FTA	Pct	Off	Def	Tot	Avg								
2016-17	2	0	6	3.0	0	1	.000	0	0	.000	0	0	.000	0	1	1	0.5	0	0	0	0	0	0	0	0.0
TOTAL	2	0	6	3.0	0	1	.000	0	0	.000	0	0	.000	0	1	1	0.5	0	0	0	0	0	0	0	0.0



2016-17 GAME RECAPS

GAME 5 — NOV. 25, 2016 • HONOLULU, HAWAII

7/7 MISSISSIPPI ST. OREGON 75 63

Mississippi State 75 • 5-0

Player statistics for Mississippi State vs Oregon, including FG, 3-Ptr, FT, Rebounds, PF, TP, A, TO, Blk, Stl, Min.

1st FG %: 8-13 61.5%, 2nd: 7-11 63.6%, 3rd: 5-13 38.5%, 4th: 7-15 46.7%, Game: 27-52 51.9%

Oregon 63 • 4-1

Player statistics for Oregon vs Mississippi State, including FG, 3-Ptr, FT, Rebounds, PF, TP, A, TO, Blk, Stl, Min.

1st FG %: 6-15 40.0%, 2nd: 5-13 38.5%, 3rd: 6-13 46.2%, 4th: 6-11 54.5%, Game: 23-52 44.2%

Officials: Skelly Wingard, Jennifer Leach, Ethan Kahanou. Technical fouls: Mississippi State-None, Oregon-None.

Score by periods table for Game 5.

Last FG - MS 4th-00:03, ORE 4th-00:48. Largest lead - MS by 12 4th-00:03, ORE by 3 1st-09:01.

Score tied - 2 times. Lead changed - 1 time.

GAME 6 — NOV. 26, 2016 • HONOLULU, HAWAII

SAN JOSE ST. 7/7 MISSISSIPPI ST. 51 88

San Jose State 51 • 2-4

Player statistics for San Jose State vs Mississippi State, including FG, 3-Ptr, FT, Rebounds, PF, TP, A, TO, Blk, Stl, Min.

1st FG %: 5-12 41.7%, 2nd: 4-13 30.8%, 3rd: 5-13 38.5%, 4th: 6-16 37.5%, Game: 20-54 37.0%

Mississippi State 88 • 6-0

Player statistics for Mississippi State vs San Jose State, including FG, 3-Ptr, FT, Rebounds, PF, TP, A, TO, Blk, Stl, Min.

1st FG %: 9-22 40.9%, 2nd: 7-18 38.9%, 3rd: 11-26 42.3%, 4th: 11-18 61.1%, Game: 38-84 45.2%

Officials: Kaili Kimura, Jennifer Leach, Patrick Black-Santaigo. Technical fouls: San Jose State-None, Mississippi State-None.

Score by periods table for Game 6.

Last FG - SJ 4th-00:28, MS 4th-01:03. Largest lead - SJ None, MS by 39 4th-01:03.

Score tied - 0 times. Lead changed - 0 times.

GAME 7 — NOV. 27, 2016 • HONOLULU, HAWAII

7/7 MISSISSIPPI ST. HAWAII 66 41

Mississippi State 66 • 7-0

Player statistics for Mississippi State vs Hawaii, including FG, 3-Ptr, FT, Rebounds, PF, TP, A, TO, Blk, Stl, Min.

1st FG %: 6-15 40.0%, 2nd: 6-10 60.0%, 3rd: 8-19 42.1%, 4th: 6-20 30.0%, Game: 26-64 40.6%

Hawaii 41 • 2-5

Player statistics for Hawaii vs Mississippi State, including FG, 3-Ptr, FT, Rebounds, PF, TP, A, TO, Blk, Stl, Min.

1st FG %: 4-10 40.0%, 2nd: 4-9 44.4%, 3rd: 3-11 27.3%, 4th: 2-11 18.2%, Game: 13-41 31.7%

Officials: Skelly Wingard, Jennifer Leach, Daniel Coda. Technical fouls: Mississippi State-TEAM, Hawaii-None.

Score by periods table for Game 7.

Last FG - MS 4th-00:22, HI 4th-01:02. Largest lead - MS by 26 4th-01:27, HI by 2 2nd-08:46.

Score tied - 1 time. Lead changed - 2 times.

GAME 8 — DEC. 3, 2016 • AMES, IOWA

6/6 MISSISSIPPI ST. IOWA STATE 85 81

Mississippi State 85 • 8-0

Player statistics for Mississippi State vs Iowa State, including FG, 3-Ptr, FT, Rebounds, PF, TP, A, TO, Blk, Stl, Min.

1st FG %: 6-17 35.3%, 2nd: 4-11 36.4%, 3rd: 8-18 44.4%, 4th: 10-13 76.9%, Game: 31-64 48.4%

Iowa State 81 • 5-1

Player statistics for Iowa State vs Mississippi State, including FG, 3-Ptr, FT, Rebounds, PF, TP, A, TO, Blk, Stl, Min.

1st FG %: 7-13 53.8%, 2nd: 8-11 72.7%, 3rd: 6-11 54.5%, 4th: 3-9 33.3%, Game: 26-53 49.1%

Officials: Dee Kantner, Scott Yarbrough, Bryan Entlerline. Technical fouls: Mississippi State-None, Iowa State-None.

Score by periods table for Game 8.

Last FG - MS OT-03:04, ISU OT-00:07. Largest lead - MS by 6 OT-00:36, ISU by 17 2nd-01:53.

Score tied - 3 times. Lead changed - 8 times.

2016-17 GAME RECAPS

GAME 13 — DEC. 20, 2016 • STARKVILLE, MISS.

ALABAMA ST. 1ST 2ND 3RD 4TH FINAL
5/5 MISSISSIPPI ST. 15 23 25 27 47 90

Alabama St. 47 • 1-8
Player FG-FGA 3-Ptr FT-FTA Rebounds PF TP A TO Blk Stl Min

1st FG %: 6-12 50.0% 2nd: 2-8 25.0% 3rd: 3-5 60.0% 4th: 3-9 33.3%
3FG %: 2-2 100.0% 1-4 25.0% 0-2 0.0% 2-4 50.0%
FT %: 0-0 0.0% 6-8 75.0% 8-11 72.7% 11-17 64.7%

Mississippi State 90 • 13-0

Player FG-FGA 3-Ptr FT-FTA Rebounds PF TP A TO Blk Stl Min

1st FG %: 6-16 37.5% 2nd: 7-15 46.7% 3rd: 7-14 50.0% 4th: 7-16 43.8%
3FG %: 0-5 0.0% 3-6 50.0% 3-8 37.5% 2-4 50.0%
FT %: 3-4 75.0% 6-8 75.0% 8-11 72.7% 11-17 64.7%

Officials: Scott Yarbrough, Tina Napier, Carla Fountain
Technical fouls: Alabama St.-Danielle Ewert; TEAM, Mississippi State-None.
Attendance: 5786
Flagrant 1 foul on ASU #33 at 8:06:20.

GAME 14 — DEC. 28, 2016 • STARKVILLE, MISS.

NORTHWESTERN ST. 1ST 2ND 3RD 4TH FINAL
5/5 MISSISSIPPI ST. 9 4 6 11 30 106

Northwestern St. 30 • 6-5
Player FG-FGA 3-Ptr FT-FTA Rebounds PF TP A TO Blk Stl Min

1st FG %: 4-11 36.4% 2nd: 2-16 12.5% 3rd: 3-15 20.0% 4th: 3-17 17.6%
3FG %: 0-3 0.0% 0-7 0.0% 0-2 0.0% 0-2 0.0%
FT %: 1-1 100.0% 0-0 0.0% 5-8 62.5% 4-8 50.0%

Mississippi State 106 • 14-0

Player FG-FGA 3-Ptr FT-FTA Rebounds PF TP A TO Blk Stl Min

1st FG %: 12-23 52.2% 2nd: 6-15 40.0% 3rd: 11-14 78.6% 4th: 10-22 45.5%
3FG %: 1-7 14.3% 1-1 100.0% 3-3 100.0% 3-4 75.0%
FT %: 6-8 75.0% 2-6 33.3% 5-8 62.5% 7-9 77.8%

Officials: Michael McConnell, Jennifer Rezac, Rod Creech
Technical fouls: Northwestern St.-TEAM, Mississippi State-None.
Attendance: 6352
Flagrant 1 foul on Northwestern Bench at 4:16 in 4Q

GAME 15 — JAN. 1, 2017 • STARKVILLE, MISS.

LSU 1ST 2ND 3RD 4TH FINAL
5/5 MISSISSIPPI ST. 10 9 15 14 48 74

LSU 48 • 11-3 (0-1 SEC)
Player FG-FGA 3-Ptr FT-FTA Rebounds PF TP A TO Blk Stl Min

1st FG %: 5-18 27.8% 2nd: 4-13 30.8% 3rd: 4-9 44.4% 4th: 5-13 38.5%
3FG %: 0-1 0.0% 0-1 0.0% 0-1 0.0% 0-1 0.0%

Mississippi State 74 • 15-0 (1-0 SEC)

Player FG-FGA 3-Ptr FT-FTA Rebounds PF TP A TO Blk Stl Min

1st FG %: 7-13 53.8% 2nd: 9-17 52.9% 3rd: 6-12 50.0% 4th: 6-7 85.7%
3FG %: 2-5 40.0% 0-1 0.0% 1-4 25.0% 2-3 66.7%

Officials: Lisa Mattingly, Carla Fountain, Greg Small
Technical fouls: LSU-None, Mississippi State-None.
Attendance: 5849

GAME 16 — JAN. 5, 2017 • STARKVILLE, MISS.

4/4 MISSISSIPPI ST. 1ST 2ND 3RD 4TH FINAL
ARKANSAS 18 17 10 14 59 51

Mississippi State 59 • 16-0, 2-0 SEC
Player FG-FGA 3-Ptr FT-FTA Rebounds PF TP A TO Blk Stl Min

1st FG %: 9-19 47.4% 2nd: 8-14 57.1% 3rd: 2-14 14.3% 4th: 4-16 25.0%
3FG %: 0-2 0.0% 0-3 0.0% 0-2 0.0% 2-4 50.0%

ARKANSAS 51 • 11-4, 0-2 SEC

Player FG-FGA 3-Ptr FT-FTA Rebounds PF TP A TO Blk Stl Min

1st FG %: 3-13 23.1% 2nd: 4-13 30.8% 3rd: 6-17 35.3% 4th: 3-11 27.3%
3FG %: 0-3 0.0% 1-3 33.3% 2-5 40.0% 0-2 0.0%

Officials: Dee Kantner, Beverly Roberts, Cameron Inouye
Technical fouls: Mississippi State-None, ARKANSAS-None.
Attendance: 1233
Flagrant 1 foul on Mississippi State: #3, Richardson (1:19 4Q)

MISSISSIPPI STATE BASKETBALL
Mississippi State Combined Team Statistics (as of Jan 05, 2017)
All games

RECORD:	OVERALL	HOME	AWAY	NEUTRAL
ALL GAMES	16-0	4-0	7-0	5-0
CONFERENCE	2-0	1-0	1-0	0-0
NON-CONFERENCE	14-0	3-0	6-0	5-0

##	Player	gp-gs	min	avg	Total			3-Point		F-Throw		Rebounds					pts	avg				
					fg-fga	fg%	3fg-fga	3fg%	ft-fta	ft%	off	def	tot	avg	pf	dq			a	to	blk	stl
35	Victoria Vivians	16-16	433	27.1	99-236	.419	29-90	.322	37-50	.740	11	59	70	4.4	33	1	27	30	1	27	264	16.5
02	Morgan William	16-16	419	26.2	49-97	.505	4-17	.235	71-87	.816	7	24	31	1.9	30	0	62	41	1	32	173	10.8
45	Chinwe Okorie	16-16	359	22.4	71-122	.582	0-0	.000	22-51	.431	56	52	108	6.8	41	2	3	17	12	7	164	10.3
11	Roshunda Johnson	14-6	247	17.6	39-82	.476	24-52	.462	13-16	.813	10	15	25	1.8	19	0	16	17	0	17	115	8.2
03	Breanna Richardson	16-16	320	20.0	53-86	.616	0-1	.000	20-29	.690	37	39	76	4.8	41	1	20	27	6	11	126	7.9
00	Dominique Dillingham	10-9	263	26.3	22-53	.415	7-16	.438	12-14	.857	9	18	27	2.7	21	0	19	10	2	13	63	6.3
01	Blair Schaefer	16-1	262	16.4	26-74	.351	21-48	.438	20-23	.870	0	15	15	0.9	17	0	9	10	1	9	93	5.8
15	Teaira McCowan	16-0	242	15.1	34-74	.459	0-0	.000	23-42	.548	35	53	88	5.5	37	1	7	13	17	10	91	5.7
04	Ameshya Williams	11-0	87	7.9	18-42	.429	0-0	.000	16-22	.727	19	22	41	3.7	10	0	1	7	8	8	52	4.7
12	Jacaira Allen	14-0	96	6.9	20-40	.500	0-1	.000	8-10	.800	7	9	16	1.1	12	0	9	13	0	8	48	3.4
10	Jazzmun Holmes	16-0	216	13.5	16-38	.421	3-6	.500	13-18	.722	6	18	24	1.5	23	0	58	20	2	12	48	3.0
13	Ketara Chapel	15-0	261	17.4	15-32	.469	0-0	.000	5-6	.833	21	15	36	2.4	16	0	19	17	4	10	35	2.3
25	Zion Campbell	8-0	20	2.5	4-5	.800	0-0	.000	0-2	.000	3	5	8	1.0	3	0	1	1	0	1	8	1.0
Team											32	28	60		2		3					
Total.....		16	3225		466-981	.475	88-231	.381	260-370	.703	253	372	625	39.1	305	5	251	226	54	165	1280	80.0
Opponents.....		16	3225		305-801	.381	47-193	.244	185-259	.714	146	308	454	28.4	367	-	146	352	47	100	842	52.6

TEAM STATISTICS	MS	OPP	Date	Opponent	Score	Att.
SCORING	1280	842	!	11/11/16	vs Villanova	w 108-62 2416
Points per game	80.0	52.6	!	11/12/16	at Maine	w 87-43 2182
Scoring margin	+27.4	-	&	11/16/16	vs Tulane	w 66-49 1724
FIELD GOALS-ATT	466-981	305-801		11/20/16	TEXAS	w 79-68 7764
Field goal pct	.475	.381	^	11/25/16	vs Oregon	w 75-63 5838
3 POINT FG-ATT	88-231	47-193	^	11/26/16	vs San Jose State	w 88-51 2042
3-point FG pct	.381	.244	^	11/27/16	at Hawaii	w 66-41 5508
3-pt FG made per game	5.5	2.9	%	12-03-16	at Iowa State	Wot 85-81 10643
FREE THROWS-ATT	260-370	185-259		12/09/16	at Southern Miss	w 72-50 2890
Free throw pct	.703	.714		12/13/16	at Little Rock	w 58-44 1534
F-Throws made per game	16.3	11.6	#	12/16/16	vs SMU	w 91-42 717
REBOUNDS	625	454	#	12/18/16	at USC	w 76-72 1213
Rebounds per game	39.1	28.4		12/20/16	ALABAMA ST.	w 90-47 5786
Rebounding margin	+10.7	-		12/28/16	NORTHWESTERN ST.	w 106-30 6352
ASSISTS	251	146	*	01/01/17	LSU	w 74-48 5849
Assists per game	15.7	9.1	*	01/05/17	at ARKANSAS	w 59-51 1233
TURNOVERS	226	352				
Turnovers per game	14.1	22.0				
Turnover margin	+7.9	-				
Assist/turnover ratio	1.1	0.4				
STEALS	165	100				
Steals per game	10.3	6.3				
BLOCKS	54	47				
Blocks per game	3.4	2.9				
ATTENDANCE	25751	37940				
Home games-Avg/Game	4-6438	7-3600				
Neutral site-Avg/Game	-	5-2547				

! = Maine Tipoff Tournament (Bangor, Maine)
& = Biloxi, Miss. (Miss. Coast Coliseum)
^ = Rainbow Wahine Showdown (Honolulu, Hawaii)
= Women of Troy Classic (Los Angeles, Calif.)
* = Conference game

Score by Periods	1st	2nd	3rd	4th	OT	Totals
Mississippi State	294	308	323	341	14	1280
Opponents	188	189	235	220	10	842

MISSISSIPPI STATE BASKETBALL
Mississippi State Combined Team Statistics (as of Jan 05, 2017)
Conference games

RECORD:	OVERALL	HOME	AWAY	NEUTRAL
ALL GAMES	2-0	1-0	1-0	0-0
CONFERENCE	2-0	1-0	1-0	0-0
NON-CONFERENCE	0-0	0-0	0-0	0-0

##	Player	gp-gs	min	avg	Total		3-Point		F-Throw		Rebounds				pf	dq	a	to	blk	stl	pts	avg		
					fg-fga	fg%	3fg-fga	3fg%	ft-fta	ft%	off	def	tot	avg										
35	Victoria Vivians	2-2	68	34.0	13-33	.394	3-12	.250	8-11	.727	4	15	19	9.5	5	0	3	6	0	6	37	18.5		
45	Chinwe Okorie	2-2	53	26.5	15-25	.600	0-0	.000	1-2	.500	9	12	21	10.5	6	0	0	4	2	1	31	15.5		
02	Morgan William	2-2	57	28.5	6-15	.400	1-2	.500	8-10	.800	1	6	7	3.5	6	0	10	7	0	6	21	10.5		
03	Breanna Richardson	2-2	41	20.5	6-10	.600	0-1	.000	0-1	.000	4	5	9	4.5	8	1	4	4	0	1	12	6.0		
11	Roshunda Johnson	1-0	10	10.0	2-2	1.000	1-1	1.000	0-0	.000	0	1	1	1.0	2	0	0	1	0	1	5	5.0		
13	Ketara Chapel	2-0	37	18.5	3-7	.429	0-0	.000	2-2	1.000	1	2	3	1.5	2	0	0	3	0	0	8	4.0		
01	Blair Schaefer	2-0	20	10.0	2-5	.400	2-4	.500	0-0	.000	0	2	2	1.0	0	0	1	1	0	0	6	3.0		
00	Dominique Dillingham	2-2	58	29.0	1-6	.167	0-3	.000	3-4	.750	0	3	3	1.5	6	0	3	4	1	2	5	2.5		
25	Zion Campbell	1-0	2	2.0	1-1	1.000	0-0	.000	0-2	.000	0	1	1	1.0	0	0	0	1	0	0	2	2.0		
15	Teaira McCowan	2-0	21	10.5	1-4	.250	0-0	.000	1-2	.500	2	6	8	4.0	6	0	2	1	2	1	3	1.5		
10	Jazzmun Holmes	2-0	23	11.5	1-3	.333	0-1	.000	0-0	.000	0	2	2	1.0	2	0	7	5	0	1	2	1.0		
12	Jacaira Allen	1-0	4	4.0	0-0	.000	0-0	.000	1-2	.500	0	0	0	0.0	0	0	0	0	0	1	1	1.0		
04	Ameshya Williams	2-0	6	3.0	0-1	.000	0-0	.000	0-0	.000	0	1	1	0.5	0	0	0	0	0	0	0	0.0		
Team											7	2	9											
Total.....		2	400		51-112	.455	7-24	.292	24-36	.667	28	58	86	43.0	43	1	30	37	5	20	133	66.5		
Opponents.....		2	400		34-107	.318	3-17	.176	28-44	.636	25	37	62	31.0	43	-	12	37	10	17	99	49.5		

TEAM STATISTICS	MS	OPP	Date	Opponent	Score	Att.
SCORING	133	99	* 01/01/17	LSU	w 74-48	5849
Points per game	66.5	49.5	* 01/05/17	at ARKANSAS	w 59-51	1233
Scoring margin	+17.0	-	! = Maine Tipoff Tournament (Bangor, Maine)			
FIELD GOALS-ATT	51-112	34-107	& = Biloxi, Miss. (Miss. Coast Coliseum)			
Field goal pct	.455	.318	^ = Rainbow Wahine Showdown (Honolulu, Hawaii)			
3 POINT FG-ATT	7-24	3-17	# = Women of Troy Classic (Los Angeles, Calif.)			
3-point FG pct	.292	.176	* = Conference game			
3-pt FG made per game	3.5	1.5				
FREE THROWS-ATT	24-36	28-44				
Free throw pct	.667	.636				
F-Throws made per game	12.0	14.0				
REBOUNDS	86	62				
Rebounds per game	43.0	31.0				
Rebounding margin	+12.0	-				
ASSISTS	30	12				
Assists per game	15.0	6.0				
TURNOVERS	37	37				
Turnovers per game	18.5	18.5				
Turnover margin	+0.0	-				
Assist/turnover ratio	0.8	0.3				
STEALS	20	17				
Steals per game	10.0	8.5				
BLOCKS	5	10				
Blocks per game	2.5	5.0				
ATTENDANCE	5849	1233				
Home games-Avg/Game	1-5849	1-1233				
Neutral site-Avg/Game	-	0-0				

Score by Periods	1st	2nd	3rd	4th	Totals
Mississippi State	37	35	32	29	133
Opponents	21	20	32	26	99

MISSISSIPPI STATE BASKETBALL
Mississippi State Team Game-by-Game Comparison (as of Jan 05, 2017)
All games

Opponent	1st	2nd	Score	Mar	Total FG	FG Pct	3-Pointers	3FG Pct	Free Throws	FT Pct	Rebounds	Assist	T/Over	Block	Steal	Fouls
Villanova	55/26	53/36	108-62	+46	38-62/21-57	.613/.368	4-5/1-14	.800/.071	28-35/19-26	.800/.731	43/24 +19	15/11	6/12	1/0	4/3	26/27
Maine	46/23	41/20	87-43	+44	32-61/17-45	.525/.378	11-21/2-12	.524/.167	12-15/7-10	.800/.700	36/23 +13	21/9	15/26	1/2	13/3	22/19
Tulane	36/16	30/33	66-49	+17	22-61/19-40	.361/.475	4-17/2-10	.235/.200	18-29/9-11	.621/.818	39/26 +13	10/5	17/27	2/3	15/6	19/22
TEXAS	42/25	37/43	79-68	+11	27-57/27-56	.474/.482	2-11/2-12	.182/.167	23-28/12-16	.821/.750	26/36 (10)	8/13	13/24	3/4	13/6	22/28
Oregon	39/30	36/33	75-63	+12	27-52/23-52	.519/.442	4-11/5-18	.364/.278	17-22/12-16	.773/.750	28/24 +4	13/12	14/16	4/2	5/5	19/27
San Jose State	38/22	50/29	88-51	+37	38-84/20-54	.452/.370	6-16/4-16	.375/.250	6-13/7-11	.462/.636	58/28 +30	19/6	13/24	5/0	7/6	11/18
Hawaii	33/19	33/22	66-41	+25	26-64/13-41	.406/.317	6-18/2-12	.333/.167	8-14/13-15	.571/.867	39/27 +12	16/5	20/30	1/2	14/11	20/21
Iowa State	26/43	45/28	85-81	+4	31-64/26-53	.484/.491	7-17/10-15	.412/.667	16-23/19-21	.696/.905	31/27 +4	13/16	13/18	4/3	12/5	24/23
Southern Miss	33/22	39/28	72-50	+22	28-62/18-52	.452/.346	1-11/4-15	.091/.267	15-20/10-14	.750/.714	44/30 +14	19/11	14/16	2/3	9/8	11/21
Little Rock	25/24	33/20	58-44	+14	22-44/19-40	.500/.475	4-5/1-4	.800/.250	10-16/5-8	.625/.625	27/21 +6	14/6	13/21	1/0	5/3	16/20
SMU	44/18	47/24	91-42	+49	34-66/14-47	.515/.298	11-21/1-8	.524/.125	12-19/13-25	.632/.520	37/35 +2	22/9	13/29	6/5	12/7	21/19
USC	29/33	47/39	76-72	+4	24-57/26-54	.421/.481	5-14/6-11	.357/.545	23-29/14-18	.793/.778	40/24 +16	9/14	15/11	3/11	8/9	18/26
ALABAMA ST.	38/22	52/25	90-47	+43	27-61/16-44	.443/.364	8-23/3-10	.348/.300	28-40/12-15	.700/.800	40/30 +10	19/10	12/29	4/1	13/5	17/30
NORTHWESTERN ST.	46/13	60/17	106-30	+76	39-74/12-59	.527/.203	8-17/1-19	.471/.053	20-31/5-9	.645/.556	51/37 +14	23/7	11/32	12/1	15/6	16/23
LSU	37/19	37/29	74-48	+26	28-49/18-53	.571/.340	5-13/0-4	.385/.000	13-20/12-21	.650/.571	36/28 +8	18/6	19/20	3/1	13/10	22/23
ARKANSAS	35/22	24/29	59-51	+8	23-63/16-54	.365/.296	2-11/3-13	.182/.231	11-16/16-23	.688/.696	50/34 +16	12/6	18/17	2/9	7/7	21/20

Note: Game totals are displayed in the format TEAM/OPPONENT for each category

MISSISSIPPI STATE BASKETBALL
Mississippi State Category Leaders (as of Jan 05, 2017)
All games

Points	G	Pts	Pts/G	Scoring Average	G	Pts	Avg/G
Victoria Vivians	16	264	16.5	Victoria Vivians	16	264	16.5
Morgan William	16	173	10.8	Morgan William	16	173	10.8
Chinwe Okorie	16	164	10.3	Chinwe Okorie	16	164	10.3
Breanna Richardson	16	126	7.9	Roshunda Johnson	14	115	8.2
Roshunda Johnson	14	115	8.2	Breanna Richardson	16	126	7.9
Blair Schaefer	16	93	5.8	Dominique Dillingham	10	63	6.3
Teaira McCowan	16	91	5.7	Blair Schaefer	16	93	5.8
Dominique Dillingham	10	63	6.3	Teaira McCowan	16	91	5.7
Ameshya Williams	11	52	4.7	Ameshya Williams	11	52	4.7
Jazzmun Holmes	16	48	3.0	Jacaira Allen	14	48	3.4
Jacaira Allen	14	48	3.4	Jazzmun Holmes	16	48	3.0
Ketara Chapel	15	35	2.3	Ketara Chapel	15	35	2.3

FG Percentage	FG	Att	Pct	Field Goal Attempts	G	Att	Att/G
Zion Campbell	4	5	.800	Victoria Vivians	16	236	14.8
Breanna Richardson	53	86	.616	Chinwe Okorie	16	122	7.6
Chinwe Okorie	71	122	.582	Morgan William	16	97	6.1
Morgan William	49	97	.505	Breanna Richardson	16	86	5.4
Jacaira Allen	20	40	.500	Roshunda Johnson	14	82	5.9
Roshunda Johnson	39	82	.476				
Ketara Chapel	15	32	.469	Field Goals Made	G	Made	Made/G
Teaira McCowan	34	74	.459	Victoria Vivians	16	99	6.2
Ameshya Williams	18	42	.429	Chinwe Okorie	16	71	4.4
Jazzmun Holmes	16	38	.421	Breanna Richardson	16	53	3.3
Victoria Vivians	99	236	.419	Morgan William	16	49	3.1
Dominique Dillingham	22	53	.415	Roshunda Johnson	14	39	2.8

3-Point Percentage	3FG	Att	Pct	3-Point FG Attempts	G	Att	Att/G
Jazzmun Holmes	3	6	.500	Victoria Vivians	16	90	5.6
Roshunda Johnson	24	52	.462	Roshunda Johnson	14	52	3.7
Blair Schaefer	21	48	.438	Blair Schaefer	16	48	3.0
Dominique Dillingham	7	16	.438	Morgan William	16	17	1.1
Victoria Vivians	29	90	.322	Dominique Dillingham	10	16	1.6
Morgan William	4	17	.235				
Breanna Richardson	0	1	.000	3-Point FG Made	G	Made	Made/G
Jacaira Allen	0	1	.000	Victoria Vivians	16	29	1.8
				Roshunda Johnson	14	24	1.7
				Blair Schaefer	16	21	1.3
				Dominique Dillingham	10	7	0.7
				Morgan William	16	4	0.3

Free Throw Percent	FG	Att	Pct	Free Throw Attempts	G	Att	Att/G
Blair Schaefer	20	23	.870	Morgan William	16	87	5.4
Dominique Dillingham	12	14	.857	Chinwe Okorie	16	51	3.2
Ketara Chapel	5	6	.833	Victoria Vivians	16	50	3.1
Morgan William	71	87	.816	Teaira McCowan	16	42	2.6
Roshunda Johnson	13	16	.813	Breanna Richardson	16	29	1.8
Jacaira Allen	8	10	.800				
Victoria Vivians	37	50	.740	Free Throws Made	G	Made	Made/G
Ameshya Williams	16	22	.727	Morgan William	16	71	4.4
Jazzmun Holmes	13	18	.722	Victoria Vivians	16	37	2.3
Breanna Richardson	20	29	.690	Teaira McCowan	16	23	1.4
Teaira McCowan	23	42	.548	Chinwe Okorie	16	22	1.4
Chinwe Okorie	22	51	.431	Blair Schaefer	16	20	1.3
				Breanna Richardson	16	20	1.3

MISSISSIPPI STATE BASKETBALL
Mississippi State Category Leaders (as of Jan 05, 2017)
All games

Rebounds	G	Reb	Reb/G
Chinwe Okorie	16	108	6.8
Teaira McCowan	16	88	5.5
Breanna Richardson	16	76	4.8
Victoria Vivians	16	70	4.4
Ameshya Williams	11	41	3.7

Rebound Average	G	Reb	Avg/G
Chinwe Okorie	16	108	6.8
Teaira McCowan	16	88	5.5
Breanna Richardson	16	76	4.8
Victoria Vivians	16	70	4.4
Ameshya Williams	11	41	3.7

Offensive Rebounds	G	No.	Avg/G
Chinwe Okorie	16	56	3.5
Breanna Richardson	16	37	2.3
Teaira McCowan	16	35	2.2
Ketara Chapel	15	21	1.4
Ameshya Williams	11	19	1.7

Defensive Rebounds	G	No.	Avg/G
Victoria Vivians	16	59	3.7
Teaira McCowan	16	53	3.3
Chinwe Okorie	16	52	3.3
Breanna Richardson	16	39	2.4
Morgan William	16	24	1.5

Fouls	G	No.	Per/G
Chinwe Okorie	16	41	2.6
Breanna Richardson	16	41	2.6
Teaira McCowan	16	37	2.3
Victoria Vivians	16	33	2.1
Morgan William	16	30	1.9

Foulsouts	G	No.
Chinwe Okorie	16	2
Breanna Richardson	16	1
Victoria Vivians	16	1
Teaira McCowan	16	1

Assists	G	No.	Ast/G
Morgan William	16	62	3.9
Jazzmun Holmes	16	58	3.6
Victoria Vivians	16	27	1.7
Breanna Richardson	16	20	1.3
Ketara Chapel	15	19	1.3
Dominique Dillingham	10	19	1.9

Steals	G	No.	Stl/G
Morgan William	16	32	2.0
Victoria Vivians	16	27	1.7
Roshunda Johnson	14	17	1.2
Dominique Dillingham	10	13	1.3
Jazzmun Holmes	16	12	0.8

Blocked Shots	G	No.	Blk/G
Teaira McCowan	16	17	1.1
Chinwe Okorie	16	12	0.8
Ameshya Williams	11	8	0.7
Breanna Richardson	16	6	0.4
Ketara Chapel	15	4	0.3

Minutes	G	No.	Min/G
Victoria Vivians	16	433	27.1
Morgan William	16	419	26.2
Chinwe Okorie	16	359	22.4
Breanna Richardson	16	320	20.0
Dominique Dillingham	10	263	26.3

Turnovers	G	No.	TO/G
Morgan William	16	41	2.6
Victoria Vivians	16	30	1.9
Breanna Richardson	16	27	1.7
Jazzmun Holmes	16	20	1.3
Roshunda Johnson	14	17	1.2
Ketara Chapel	15	17	1.1
Chinwe Okorie	16	17	1.1

MISSISSIPPI STATE BASKETBALL
Mississippi State Points-Rebounds-Assists (as of Jan 05, 2017)
All games

Opponent	Date	Score		00	01	02	03	04	10	11
				DILLINGHAM	SCHAEFER,B	WILLIAM,MO	RICHARDSON	WILLIAMS,A	HOLMES,JAZ	JOHNSON,RO
vs Villanova	11/11/16	108-62	w	11-3-0	3-4-1	12-3-1	6-2-1	5-0-0	12-2-5	21-0-1
at Maine	11/12/16	87-43	w	7-2-1	6-2-1	7-2-9	6-4-2	3-5-0	2-0-4	14-2-1
vs Tulane	11/16/16	66-49	w	4-8-5	2-0-0	7-0-2	11-5-0	4-3-0	0-2-2	3-0-0
TEXAS	11/20/16	79-68	w	10-1-2	0-0-0	23-6-0	0-2-1	DNP	3-0-1	9-1-0
vs Oregon	11/25/16	75-63	w	7-3-3	0-1-0	14-1-5	4-5-0	DNP	0-0-1	8-2-1
vs San Jose State	11/26/16	88-51	w	7-1-0	8-0-0	4-3-4	10-5-1	6-8-0	4-3-8	5-1-3
at Hawaii	11/27/16	66-41	w	9-2-3	3-1-1	4-1-5	2-3-2	2-2-0	2-5-2	8-2-0
at Iowa State	12-03-16	85-81	w	DNP	6-0-0	24-2-5	10-5-2	DNP	0-0-0	15-0-0
at Southern Miss	12/09/16	72-50	w	DNP	7-3-0	5-1-6	19-10-3	4-4-0	2-0-3	0-3-3
at Little Rock	12/13/16	58-44	w	DNP	12-0-1	10-1-2	4-3-0	DNP	0-0-0	0-3-2
vs SMU	12/16/16	91-42	w	DNP	18-0-1	11-1-5	4-4-1	4-7-0	8-3-8	13-2-3
at USC	12/18/16	76-72	w	DNP	3-1-0	18-2-0	17-9-0	DNP	4-0-5	5-4-1
ALABAMA ST.	12/20/16	90-47	w	DNP	6-1-1	9-0-5	0-2-1	12-6-1	6-4-5	9-4-1
NORTHWESTERN ST.	12/28/16	106-30	w	3-4-2	13-0-2	4-1-3	21-8-2	12-5-0	3-3-7	DNP
LSU	01/01/17	74-48	w	4-1-2	0-0-0	6-1-7	4-3-2	0-0-0	2-1-6	5-1-0
at ARKANSAS	01/05/17	59-51	w	1-2-1	6-2-1	15-6-3	8-6-2	0-1-0	0-1-1	DNP

Opponent	Date	Score		12	13	15	25	35	45
				ALLEN,JACA	CHAPEL,KET	MCCOWAN,TE	CAMPBELL,Z	VIVIANS,VI	OKORIE,CHI
vs Villanova	11/11/16	108-62	w	10-6-0	2-4-4	11-7-0	DNP	4-2-1	11-8-1
at Maine	11/12/16	87-43	w	2-1-0	2-0-1	8-7-1	2-0-0	26-3-1	2-3-0
vs Tulane	11/16/16	66-49	w	0-0-0	2-3-1	7-4-0	0-0-0	17-2-0	9-8-0
TEXAS	11/20/16	79-68	w	DNP	0-4-2	6-0-1	DNP	19-1-1	9-7-0
vs Oregon	11/25/16	75-63	w	2-0-1	4-0-2	8-3-0	DNP	17-4-0	11-6-0
vs San Jose State	11/26/16	88-51	w	14-2-2	4-5-0	9-16-0	2-0-0	8-2-1	7-9-0
at Hawaii	11/27/16	66-41	w	2-0-0	5-3-1	1-4-0	0-2-0	10-3-2	18-7-0
at Iowa State	12-03-16	85-81	w	0-0-1	2-2-2	2-3-2	DNP	16-5-1	10-11-0
at Southern Miss	12/09/16	72-50	w	4-2-0	0-2-1	2-0-0	DNP	11-8-2	18-9-1
at Little Rock	12/13/16	58-44	w	0-1-1	2-4-4	5-5-0	DNP	17-4-3	8-2-1
vs SMU	12/16/16	91-42	w	4-1-1	4-3-1	2-6-0	0-0-0	13-2-2	10-2-0
at USC	12/18/16	76-72	w	0-0-0	0-1-0	4-7-0	DNP	19-6-3	6-6-0
ALABAMA ST.	12/20/16	90-47	w	4-0-0	0-2-0	9-6-0	0-3-1	28-5-4	7-4-0
NORTHWESTERN ST.	12/28/16	106-30	w	5-3-3	DNP	14-12-1	2-2-0	22-4-3	7-5-0
LSU	01/01/17	74-48	w	1-0-0	6-2-0	3-5-1	2-1-0	24-12-0	17-6-0
at ARKANSAS	01/05/17	59-51	w	DNP	2-1-0	0-3-1	DNP	13-7-3	14-15-0

MISSISSIPPI STATE BASKETBALL
Mississippi State Team High/Low Analysis (as of Jan 05, 2017)
All games

Mississippi State - TEAM GAME HIGHS

POINTS	108		vs Villanova (11/11/16)
	106		NORTHWESTERN ST. (12/28/16)
	91		vs SMU (12/16/16)
	90		ALABAMA ST. (12/20/16)
	88		vs San Jose State (11/26/16)
FIELD GOALS MADE	39		NORTHWESTERN ST. (12/28/16)
	38		vs San Jose State (11/26/16)
	38		vs Villanova (11/11/16)
FIELD GOAL ATTEMPTS	84		vs San Jose State (11/26/16)
	74		NORTHWESTERN ST. (12/28/16)
FIELD GOAL PERCENTAGE	.613	(38-62)	vs Villanova (11/11/16)
	.571	(28-49)	LSU (01/01/17)
3 PT FIELD GOALS MADE	11		vs SMU (12/16/16)
	11		at Maine (11/12/16)
3 PT FG ATTEMPTS	23		ALABAMA ST. (12/20/16)
	21		vs SMU (12/16/16)
	21		at Maine (11/12/16)
3 PT FG PERCENTAGE	.800	(4-5)	at Little Rock (12/13/16)
	.800	(4-5)	vs Villanova (11/11/16)
FREE THROWS MADE	28		ALABAMA ST. (12/20/16)
	28		vs Villanova (11/11/16)
FREE THROW ATTEMPTS	40		ALABAMA ST. (12/20/16)
	35		vs Villanova (11/11/16)
FREE THROW PERCENTAGE	.821	(23-28)	TEXAS (11/20/16)
	.800	(28-35)	vs Villanova (11/11/16)
	.800	(12-15)	at Maine (11/12/16)
REBOUNDS	58		vs San Jose State (11/26/16)
	51		NORTHWESTERN ST. (12/28/16)
ASSISTS	23		NORTHWESTERN ST. (12/28/16)
	22		vs SMU (12/16/16)
STEALS	15		NORTHWESTERN ST. (12/28/16)
	15		vs Tulane (11/16/16)
BLOCKED SHOTS	12		NORTHWESTERN ST. (12/28/16)
	6		vs SMU (12/16/16)
TURNOVERS	20		at Hawaii (11/27/16)
	19		LSU (01/01/17)
FOULS	26		vs Villanova (11/11/16)
	24		at Iowa State (12-03-16)

MISSISSIPPI STATE BASKETBALL
Mississippi State High/Low Analysis (as of Jan 05, 2017)
All games

Opponent - GAME HIGHS

POINTS	81		at Iowa State (12-03-16)
	72		at USC (12/18/16)
	68		TEXAS (11/20/16)
	63		vs Oregon (11/25/16)
	62		vs Villanova (11/11/16)
FIELD GOALS MADE	27		TEXAS (11/20/16)
	26		at USC (12/18/16)
	26		at Iowa State (12-03-16)
FIELD GOAL ATTEMPTS	59		NORTHWESTERN ST. (12/28/16)
	57		vs Villanova (11/11/16)
FIELD GOAL PERCENTAGE	.491	(26-53)	at Iowa State (12-03-16)
	.482	(27-56)	TEXAS (11/20/16)
3 PT FIELD GOALS MADE	10		at Iowa State (12-03-16)
	6		at USC (12/18/16)
3 PT FG ATTEMPTS	19		NORTHWESTERN ST. (12/28/16)
	18		vs Oregon (11/25/16)
3 PT FG PERCENTAGE	.667	(10-15)	at Iowa State (12-03-16)
	.545	(6-11)	at USC (12/18/16)
FREE THROWS MADE	19		at Iowa State (12-03-16)
	19		vs Villanova (11/11/16)
FREE THROW ATTEMPTS	26		vs Villanova (11/11/16)
	25		vs SMU (12/16/16)
FREE THROW PERCENTAGE	.905	(19-21)	at Iowa State (12-03-16)
	.867	(13-15)	at Hawaii (11/27/16)
REBOUNDS	37		NORTHWESTERN ST. (12/28/16)
	36		TEXAS (11/20/16)
ASSISTS	16		at Iowa State (12-03-16)
	14		at USC (12/18/16)
STEALS	11		at Hawaii (11/27/16)
	10		LSU (01/01/17)
BLOCKED SHOTS	11		at USC (12/18/16)
	9		at ARKANSAS (01/05/17)
TURNOVERS	32		NORTHWESTERN ST. (12/28/16)
	30		at Hawaii (11/27/16)
FOULS	30		ALABAMA ST. (12/20/16)
	28		TEXAS (11/20/16)

MISSISSIPPI STATE BASKETBALL
Mississippi State Player High/Low Analysis (as of Jan 05, 2017)
All games

Mississippi State - INDIVIDUAL GAME HIGHS

Points	28		Victoria Vivians vs Alabama St. (12/20/16)
	26		Victoria Vivians at Maine (11/12/16)
	24		Victoria Vivians vs LSU (01/01/17)
	24		Morgan William at Iowa State (12-03-16)
	23		Morgan William vs Texas (11/20/16)
Field Goals Made	10		Breanna Richardson vs Northwestern St. (12/28/16)
	9		Victoria Vivians vs Northwestern St. (12/28/16)
	9		Victoria Vivians vs Alabama St. (12/20/16)
	9		Victoria Vivians vs Texas (11/20/16)
	9		Victoria Vivians at Maine (11/12/16)
Field Goal Att.	20		Victoria Vivians vs Alabama St. (12/20/16)
	19		Victoria Vivians at ARKANSAS (01/05/17)
	19		Victoria Vivians at USC (12/18/16)
	19		Victoria Vivians at Maine (11/12/16)
FG Pct (min 5 made)	.889	(8-9)	Roshunda Johnson vs Villanova (11/11/16)
	.833	(10-12)	Breanna Richardson vs Northwestern St. (12/28/16)
	.833	(5-6)	Morgan William vs SMU (12/16/16)
	.833	(5-6)	Chinwe Okorie vs SMU (12/16/16)
3-Point FG Made	4		Victoria Vivians vs Alabama St. (12/20/16)
	4		Blair Schaefer vs SMU (12/16/16)
	4		Roshunda Johnson vs SMU (12/16/16)
	4		Roshunda Johnson at Maine (11/12/16)
	4		Victoria Vivians at Maine (11/12/16)
3-Point FG Att.	12		Victoria Vivians vs Alabama St. (12/20/16)
	11		Victoria Vivians at Maine (11/12/16)
3-Pt FG Pct (min 2 made)	1.000	(4-4)	Roshunda Johnson at Maine (11/12/16)
	1.000	(3-3)	Blair Schaefer at Little Rock (12/13/16)
	1.000	(2-2)	Blair Schaefer at Iowa State (12-03-16)
Free Throws Made	13		Morgan William vs Texas (11/20/16)
	9		Morgan William at Iowa State (12-03-16)
Free Throw Att.	14		Morgan William vs Texas (11/20/16)
	12		Morgan William at Iowa State (12-03-16)
FT Pct (min 3 made)	1.000	(4-4)	Morgan William vs Northwestern St. (12/28/16)
	1.000	(4-4)	Blair Schaefer vs Northwestern St. (12/28/16)
	1.000	(4-4)	Roshunda Johnson vs Texas (11/20/16)
	1.000	(4-4)	Ameshya Williams vs Tulane (11/16/16)
	1.000	(4-4)	Victoria Vivians at Maine (11/12/16)
	1.000	(3-3)	Victoria Vivians vs Tulane (11/16/16)
	1.000	(3-3)	Ameshya Williams vs Villanova (11/11/16)
Rebounds	16		Teaira McCowan vs San Jose State (11/26/16)
	15		Chinwe Okorie at ARKANSAS (01/05/17)
Assists	9		Morgan William at Maine (11/12/16)
	8		Jazzmun Holmes vs SMU (12/16/16)
	8		Jazzmun Holmes vs San Jose State (11/26/16)
Steals	6		Dominique Dillingham vs Tulane (11/16/16)
	5		Victoria Vivians vs Northwestern St. (12/28/16)
	5		Morgan William at Maine (11/12/16)
Blocked Shots	4		Teaira McCowan vs Northwestern St. (12/28/16)
	3		Ameshya Williams vs Northwestern St. (12/28/16)
	3		Ameshya Williams vs SMU (12/16/16)
Turnovers	7		Morgan William at Iowa State (12-03-16)
	5		Morgan William at USC (12/18/16)
Fouls	5		Breanna Richardson at ARKANSAS (01/05/17)

MISSISSIPPI STATE BASKETBALL
Mississippi State Opponent High/Low Analysis (as of Jan 05, 2017)
All games



OPPONENT INDIVIDUAL GAME HIGHS

Points	24		Edwards, Sadie at USC (12/18/16)
	21		Johnson, Seanna at Iowa State (12-03-16)
	20		Leslie Vorpahl vs Tulane (11/16/16)
	19		Buckley, Jadda at Iowa State (12-03-16)
	19		Brooke McCarty vs Texas (11/20/16)
Field Goals Made	9		Edwards, Sadie at USC (12/18/16)
	9		Leslie Vorpahl vs Tulane (11/16/16)
Field Goal Att.	19		DINKINS,BRITTANNY at Southern Miss (12/09/16)
	17		Buckley, Jadda at Iowa State (12-03-16)
FG Pct (min 5 made)	1.000	(7-7)	DeGray, Ronjanae at Little Rock (12/13/16)
	.833	(5-6)	Brianna Taylor vs Texas (11/20/16)
3-Point FG Made	4		Edwards, Sadie at USC (12/18/16)
	3		Durr, Emily at Iowa State (12-03-16)
	3		Carleton, Bridget at Iowa State (12-03-16)
3-Point FG Att.	7		DINKINS,BRITTANNY at Southern Miss (12/09/16)
	7		Ionescu,Sabrina vs Oregon (11/25/16)
3-Pt FG Pct (min 2 made)	1.000	(3-3)	Durr, Emily at Iowa State (12-03-16)
	1.000	(2-2)	Buckley, Jadda at Iowa State (12-03-16)
Free Throws Made	8		MONK, MALICA at ARKANSAS (01/05/17)
	8		Johnson, Seanna at Iowa State (12-03-16)
	8		Jekot,Kelly vs Villanova (11/11/16)
Free Throw Att.	10		Johnson, Seanna at Iowa State (12-03-16)
	9		MONK, MALICA at ARKANSAS (01/05/17)
	9		Jekot,Kelly vs Villanova (11/11/16)
FT Pct (min 3 made)	1.000	(6-6)	Daniele Ewert vs Alabama St. (12/20/16)
	1.000	(6-6)	Toeaina, Sarah at Hawaii (11/27/16)
	1.000	(4-4)	Moore, Minyon at USC (12/18/16)
	1.000	(4-4)	Carleton, Bridget at Iowa State (12-03-16)
	1.000	(4-4)	Ariel Atkins vs Texas (11/20/16)
	1.000	(3-3)	Buckley, Jadda at Iowa State (12-03-16)
	1.000	(3-3)	Woodfolk, Makenna at Hawaii (11/27/16)
	1.000	(3-3)	TURNEY, Taylor vs San Jose State (11/26/16)
Rebounds	10		KING,JAYLA at Southern Miss (12/09/16)
	8		Johnson, Seanna at Iowa State (12-03-16)
	8		Woodfolk, Makenna at Hawaii (11/27/16)
	8		Brianna Taylor vs Texas (11/20/16)
	8		Kelsey Lang vs Texas (11/20/16)
	8		Joyner Holmes vs Texas (11/20/16)
Assists	11		Buckley, Jadda at Iowa State (12-03-16)
	6		Moore, Minyon at USC (12/18/16)
Steals	4		Moore, Minyon at USC (12/18/16)
	4		Woodfolk, Makenna at Hawaii (11/27/16)
Blocked Shots	8		Jones, Asiah at USC (12/18/16)
	3		THOMAS, Dai'ja vs SMU (12/16/16)
Turnovers	9		Harris, Briana at Hawaii (11/27/16)
	7		Daniele Ewert vs Alabama St. (12/20/16)
	7		Townson, Monique at Little Rock (12/13/16)
	7		Courtne Latham vs Tulane (11/16/16)
Fouls	5		MASON, JAILYN at ARKANSAS (01/05/17)
	5		HYDER, Alexis vs LSU (01/01/17)
	5		MONCRIEF, Raigyne vs LSU (01/01/17)
	5		Elisiah Jones vs Alabama St. (12/20/16)
	5		Jaco, Courtney at USC (12/18/16)

MISSISSIPPI STATE BULLDOGS

(16-0 Overall, 2-0 SEC)

Head Coach: Vic Schaefer (5th Season)
Assoc. Head Coach: Johnnie Harris (5th Season)
Assistant Coach: Dionnah Jackson-Durrett (2nd Season)
Assistant Coach: Carly Thibault (1st Season)

		PPG	RPG	SPG	FG%	3FG%	FT%		
	00 • DOMINIQUE DILLINGHAM G • 5-9 • Sr. Spring, Texas (Klein Collins HS)	2016-17 Career	6.3 7.4	2.7 4.1	1.3 1.7	.415 .349	.438 .296	.857 .700	<ul style="list-style-type: none"> Preseason 2nd Team All-SEC by coaches SEC All-Defensive Team & AP All-SEC Honorable Mention last year 6th in MSU history, 2nd by active SEC player with 195-career steals Tops the team with 119-career charges taken; has 11 this season 9th among active SEC players with 475 rebounds
	1 • BLAIR SCHAEFER G • 5-7 • Jr. Starkville, Miss. (Starkville HS)	2016-17 Career	5.8 3.4	0.9 0.8	0.6 0.6	.351 .326	.438 .357	.870 .821	<ul style="list-style-type: none"> Three-time SEC Academic Honor Roll selection Allstate Good Works Team nominee T1st on team with 12 charges taken this season 8.3 ppg, 48.3% 3FG% last 7 gms. 3rd on team with 21 3FG Scored career high 18 pts. vs. MSU
	2 • MORGAN WILLIAM G • 5-5 • Jr. Birmingham, Ala. (Shades Valley HS)	2016-17 Career	10.8 9.7	1.9 2.0	3.9 4.2	.505 .362	.235 .287	.816 .838	<ul style="list-style-type: none"> Preseason All-SEC 2nd Team (coaches) & Naismith watch list MSU career FT% leader (83.8%), 6th among active NCAA players 6th in SEC in FT% this season 8th in SEC in assts. on the year Avg. 10.5 ppg in SEC contests Scored 15 pts. at Arkansas
	3 • BREANNA RICHARDSON (Bree-AHN-ah) F • 6-1 • Sr. Conyers, Ga. (Rockdale County HS)	2016-17 Career	7.9 7.9	4.8 5.1	1.3 1.0	.616 .435	.000 .276	.690 .682	<ul style="list-style-type: none"> Leads team in FG% 9.6 ppg on 68.8% shooting last 8 gms. 23rd in MSU career pts., 9th active SEC player (944) 5th among current SEC players with 614-career rbd. Shooting 60% from field in SEC play
	4 • AMESHYA WILLIAMS (Ah-ME-sha) F • 6-2 • Fr. Gulfport, Miss. (West Harrison HS)	2016-17 Career	4.7 4.7	3.7 3.7	0.7 0.7	.429 .429	.000 .000	.727 .727	<ul style="list-style-type: none"> Scored season-high 12 points against Alabama State Matched her season high against Northwestern State 5th on team in rebounding (3.7 rpg); 3rd in blocks (0.7 bpg) Had personal-best 8 rbd. vs. SJSU
	10 • JAZZMUN HOLMES G • 5-8 • So. Gulfport, Miss. (Harrison Central HS)	2016-17 Career	3.0 2.2	1.5 1.2	3.6 2.6	.421 .333	.500 .217	.722 .786	<ul style="list-style-type: none"> 10th in SEC with 3.6 apg 2.9 asst./turnover ratio, 3rd in SEC and 17th in nation Dished 5.3 apg the last 6 games Tied career high with 8 assts. vs. San Jose State Matched her career high with 12 points against Villanova Equalled her SEC personal high with 6 assts. vs. LSU
	11 • ROSHUNDA JOHNSON G • 5-7 • R-Jr. Little Rock, Ark. (Parkview HS/Oklahoma St.)	2016-17 Career	8.2 8.4	1.8 3.0	1.1 2.4	.476 .364	.462 .383	.813 .743	<ul style="list-style-type: none"> Missed the Arkansas game 4th on team in scoring in her first season playing for MSU 9th in SEC in 3FG made (1.7 per game) Named to the Maine Tipoff Tournament all-tournament team Scored 21 pts. vs. Villanova and 14 vs. Maine Scored 15 pts., including tying 3FG, in 1st start at Iowa St.
	12 • IGGY ALLEN (Jah-KAI-ra - Goes By Iggy) G • 5-10 • Fr. Pompano Beach, Fla. (Dillard HS)	2016-17 Career	3.4 3.4	1.1 1.1	0.6 0.6	.500 .500	.000 .000	.800 .800	<ul style="list-style-type: none"> Had season highs with 3 assts. and 3 stls. vs. Northwestern St. Led MSU with 14 pts. on 7 of 9 shooting against San Jose State Averaged 6.0 ppg in her first 2 college contests behind 55.6% shooting Collected 10 points in her Bulldog debut against Villanova
	13 • KETARA CHAPEL (Kah-TARE-ah) F • 6-1 • Sr. Temple, Texas (Temple HS)	2016-17 Career	2.3 4.3	2.4 2.9	1.3 0.8	.469 .429	.000 .179	.833 .741	<ul style="list-style-type: none"> Three-time SEC Academic Honor Roll selection Scored a season-high 6 pts. vs. LSU in the SEC opener 5th on the team in assists (1.3 apg) & 5th in blocks (0.3 bpg) 4th on team in offensive rbd. (1.4 rpg)
	15 • TEAIRA MCCOWAN (Tee-AIR-ah) C • 6-7 • Fr. Brenham, Texas (Brenham HS)	2016-17 Career	5.7 6.3	5.5 5.5	1.1 1.2	.459 .485	.000 .000	.548 .622	<ul style="list-style-type: none"> SEC All-Freshman Team selection a year ago 2nd on team with 5.5 rpg; team leader in blocks (1.1 bpg) T8th in MSU career blocks history (63) 8 blocks last 4 games 14 pts., 12 rbd., season-high 4 blks. vs. Northwestern St. Claimed career-high 16 rbd. vs. San Jose State
	25 • ZION CAMPBELL C • 6-3 • R-Fr. Washington, D.C. (Riverdale Baptist School)	2016-17 Career	1.0 1.0	1.0 1.0	0.0 0.0	.800 .800	.000 .000	.000 .000	<ul style="list-style-type: none"> SEC First-Year Academic Honor Roll Has seen her first college action after redshirting last season Scored her first MSU points with a bucket against Maine Tallied 2 pts. and grabbed her first 2 rbd. vs. Hawaii Grabbed season-high 3 rbd. vs. Alabama State Scored her first SEC bucket against LSU
	35 • VICTORIA VIVIAN G • 6-1 • So. Carthage, Miss. (Scott Central HS)	2016-17 Career	16.5 16.1	4.4 5.2	1.7 1.6	.419 .384	.322 .318	.740 .740	<ul style="list-style-type: none"> Named to Naismith, Wooden & Wade Preseason Watch Lists 10-straight double-figure games after scoring 13 at Arkansas Avg. 18.5 ppg in SEC games, 15th in league 21.2 ppg last 5 games Had 24 pts., 12 rbd. vs. LSU 3.7 spg, 7.7 rpg last 3 gms.
	45 • CHINWE OKORIE (CHIN-way Oh-CORE-ee) C • 6-5 • Jr. Lagos, Nigeria (Stoneleigh-Burnham [Mass.] Prep)	2016-17 Career	10.3 6.1	6.8 5.2	0.8 0.6	.582 .517	.000 .000	.431 .533	<ul style="list-style-type: none"> 3rd on team in scoring 2nd on team in FG%, 1st in rebounding 5th in SEC with 3.5 offensive rpg 6th in MSU career FG% (51.7%) Set a personal SEC best with 17 pts. against LSU Had 14 pts. and career-best 15 rbd. at Arkansas