



MISSISSIPPI STATE BULLDOGS WOMEN'S BASKETBALL GAME NOTES

HAILSTATE.COM • @HAILSTATEWBK

GAMES 4-6 • CUNCUN CHALLENGE

SCHEDULE/RESULTS

OVERALL RECORD	3-0
SEC	0-0
NON-CONFERENCE	3-0
HOME	3-0
AWAY	0-0
NEUTRAL	0-0

DATE	Rnk. (AP/USAT)	MSU	OPP	OPPONENT	TV	TIME/RESULTS
N10	7/4	RV/RV		VIRGINIA	SECN+	W, 68-53
N16	7/4	NR/NR		GEORGIA STATE	SECN+	W, 106-50
N19	7/4	NR/NR		SOUTHERN MISS	SECN+	W, 91-56
N23	7/3	24/RV	^	vs. Arizona State		12:30 p.m.
N24			^	vs. Columbia		10 a.m.
N25			^	vs. Green Bay		10 a.m.
N29			%	vs. Louisiana-Lafayette		7 p.m.
D3			#	OKLAHOMA STATE	SEC Network	1 p.m.
D10				LITTLE ROCK	SECN+	2 p.m.
D13				OREGON	SEC Network	6 p.m.
D17				MAINE	SECN+	2 p.m.
D20			\$	at UNLV		4:30 p.m.
D21			\$	vs. Syracuse		4:30 p.m.
D28				MISSISSIPPI VALLEY ST.	SECN+	7 p.m.
D31			*	at Georgia	SEC Network	5 p.m.
J4			*	ARKANSAS	SEC Network	8 p.m.
J7			*	at LSU	SEC Network	1 p.m.
J11			*	OLE MISS	SEC Network	8 p.m.
J14			*	ALABAMA	ESPNU	3 p.m.
J21			*	at Tennessee	ESPNU	2 p.m.
J25			*	FLORIDA	SEC Network	7:30 p.m.
J28			*	at Ole Miss	ESPNU	1 p.m.
F1			*	at Missouri	SEC Network	7:30 p.m.
F5			*	SOUTH CAROLINA	ESPNU	6 p.m.
F8			*	at Florida	SECN+	6 p.m.
F11			*	KENTUCKY	ESPNU	1 p.m.
F15			*	at Vanderbilt	SEC Network	7:30 p.m.
F18			*	TEXAS A&M	ESPNU/ESPN2	1/4 p.m.
F22			*	AUBURN	SECN+	7 p.m.
F25			*	at Kentucky	ESPNU/ESPN2	11 a.m./3 p.m.
F28-M4				SEC Tournament (Nashville, Tenn.)		
M16-19				NCAA First/Second Rounds		
M23-26				NCAA Regionals		
M30 & A1				NCAA Women's Final Four (Columbus, Ohio)		

All Times Central
Home Games In **BOLD CAPS**
^ — Cancun Challenge (Cancun, Mexico.)
% — Mississippi Coliseum (Jackson, Miss.)
— Big 12/SEC Challenge
\$ — Duel In The Desert (Cox Pavilion - Las Vegas, Nev.)
* — SEC Game

NO. 7/3 MISSISSIPPI STATE BULLDOGS VS. NO. 24/RV ARIZONA STATE (2017 CUNCUN CHALLENGE)

NOVEMBER 23-25, 2017 • CUNCUN, MEXICO • HARD ROCK HOTEL RIVIERA MAYA



MISSISSIPPI STATE

Record 3-0
Rankings (AP/Coaches) 7/3
Head Coach Vic Schaefer (6th Season)
Record At MSU 127-51

CUNCUN CHALLENGE

Location Cancun, Mexico
Arena Hard Rock Hotel Riviera Maya
Division Mayan
Tournament Info CancunChallenge.net

BULLDOG BITES...

- MSU has won 25-straight regular season non-conference games. MSU has won 6-straight regular-season tournaments going back to 2014-15.
- The Bulldog seniors have amassed 92 career wins, 77th most nationally, 2nd in the SEC since 2014-15.
- MSU is No. 3 in the first USA Today Coaches Poll released Tuesday. State stayed No. 7 in this week's Associated Press Poll.
- State knocked down 13 3-pointers on Sunday, 2nd-most in program history. The Bulldogs are 2nd in the SEC in 3-point percentage (39.2%).
- State dished 25 assists vs. USM, the most since Nov. 29, 2015. Morgan William had 9 assists against USM. She is 6th nationally with 8.0 appg.
- William collected her 500th-career assist on Sunday. Her 504 assists are tops by an active SEC player, 247 more than 2nd place.
- Roshunda Johnson scored a career-high 29 points against USM. Her 4.0 3-pointers per game are tied for 2nd in the SEC.
- Victoria Vivians and Johnson are tied for 8th in the league in scoring (18.7 ppg).
- Teaira McCowan was named SEC Player of the Week after recording her 11th-career double-double on Sunday.

ARIZONA ST. INFORMATION

Opponent (Record) Arizona State (4-0)
Rankings (AP/Coaches) 24/RV
Head Coach Charli Turner Thorne (21st Season)
Record At ASU 404-233

GAME SCHEDULE

Nov. 23 vs. Arizona State (12:30 p.m. CT)
Nov. 24 vs. Columbia (10 a.m. CT)
Nov. 25 vs. Green Bay (10 a.m. CT)

BROADCAST INFORMATION

Live Stream CancunChallenge.net
Listen MSU Radio Network
PxP Jason Crowder
Analyst Charlie Winfield

SERIES HISTORY

ARIZONA STATE (ASU leads 1-0)
At MSU: 0-0
At Arizona State: 0-0
At Neutral Sites: ASU leads 1-0
11/26/2005 L 48-70 N

COLUMBIA (Never Met)

GREEN BAY (Never Met)

#HailStateHoops Media Relations Contacts

Brock Turnipseed (Primary Contact)

Office: (662) 325-7556
Cell: (662) 295-3037
Email: bturnipseed@athletics.msstate.edu

Abby Hunt (Secondary Contact)

Office: (662) 325-7556
Cell: (662) 523-6279
Email: ahunt@athletics.msstate.edu

PROJECTED STARTING LINEUP (Based On Previous Game)



11 • ROSHUNDA JOHNSON (5-7 • G • SR. • LITTLE ROCK, ARK.)

PPG RBD AST BLK STL FG% 3FG% FT%
18.7 1.7 3.0 0.3 2.3 .500 .500 .800
• 45% career 3FG%, 1st in MSU history
• Scored career-high 29 pts. vs. Southern Miss



15 • TEAIRA MCCOWAN (6-7 • C • JR. • BRENHAM, TEXAS)

PPG RBD AST BLK STL FG% 3FG% FT%
14.3 8.3 0.3 2.3 0.3 .621 .000 .500
• Preseason 2nd Team All-SEC by league coaches
• Named SEC Player of the Week on Tuesday



1 • BLAIR SCHAEFER (5-7 • G • SR. • STARKVILLE, MISS.)

PPG RBD AST BLK STL FG% 3FG% FT%
8.0 3.3 2.7 0.0 1.0 .318 .368 .750
• 9th at MSU in career 3FG% (35.6%)
• 12.0 pts., .412 FG%, .467 3FG% last 2 games



35 • VICTORIA VIVIAN (6-1 • G • SR. • CARTHAGE, MISS.)

PPG RBD AST BLK STL FG% 3FG% FT%
18.7 5.0 1.3 0.7 1.7 .568 .333 .900
• 1,810 career pts., 3rd among active NCAA players
• 2nd active SEC player in career steals (167)



2 • MORGAN WILLIAM (5-5 • G • SR. • BIRMINGHAM, ALA.)

PPG RBD AST BLK STL FG% 3FG% FT%
4.7 3.3 8.0 0.0 1.0 .500 .000 1.000
• 6th in Division I in assists this season (8.0 appg)
• Recorded 500th-career assist vs. USM (504)

MISSISSIPPI STATE 2017-18 RADIO/TV ROSTER



1 BLAIR SCHAEFER
G • 5-7 • Sr. • Starkville, Miss.



2 MORGAN WILLIAM
G • 5-5 • Sr. • Birmingham, Ala.



3 MYAH TAYLOR
G • 5-7 • Fr. • Olive Branch, Miss.



4 AMESHYA WILLIAMS
F • 6-2 • So. • Gulfport, Miss.



10 JAZZMUN HOLMES
G • 5-8 • Jr. • Gulfport, Miss.



11 ROSHUNDA JOHNSON
G • 5-7 • R-Sr. • Little Rock, Ark.



12 JACAIRA "IGGY" ALLEN
G • 5-10 • So. • Pompano Beach, Fla.



15 TEAIRA MCCOWAN
C • 6-7 • Jr. • Brenham, Texas



20 NYAH TATE
G • 6-0 • Fr. • Terry, Miss.



21 JONIKA GARVIN
F • 6-0 • Jr. • Lake Worth, Fla.



23 BRE'AMBER SCOTT
G • 5-11 • Fr. • Little Rock, Ark.



24 JORDAN DANBERRY
G • 5-8 • R-So. • Conway, Ark.



25 ZION CAMPBELL
C • 6-3 • R-So. • Washington, D.C.



35 VICTORIA VIVIANS
G • 6-1 • Sr. • Carthage, Miss.



55 CHLOE BIBBY
F • 6-1 • Fr. • Warracknabeal, Australia



VIC SCHAEFER
Head Coach
6th Season at MSU



JOHNNIE HARRIS
Associate Head Coach
6th Season at MSU



DIONNAH JACKSON-DURRETT
Assistant Coach
3rd Season at MSU



CARLY THIBAULT-DUDONIS
Assistant Coach
2nd Season at MSU

PRONUNCIATIONS

Jacaira Allen
Juh-CAR-ee-ah

Dionnah Jackson-Durrett
Dee-AHN-ah Jackson-DUR-et

Teaira McCowan
Tee-AIR-ah Mah-COW-ahn

Carly Thibault-DuDonis
TEE-bow-Do-DON-is

Victoria Vivians
VIH-vee-ans

Morgan William
William (no "s" at the end)

Ameshya Williams
Ah-ME-sha

MISSISSIPPI STATE 2017-18 NUMERICAL ROSTER

No.	Player	Pos.	Ht.	Cl.	Exp.	Hometown (High School/Previous School)
1	Blair Schaefer	G	5-7	Sr.	3L	Starkville, Miss. (Starkville HS)
2	Morgan William	G	5-5	Sr.	3L	Birmingham, Ala. (Shades Valley HS)
3	Myah Taylor	G	5-7	Fr.	HS	Olive Branch, Miss. (Olive Branch HS)
4	Ameshya Williams	F	6-2	So.	1L	Gulfport, Miss. (West Harrison HS)
10	Jazzmun Holmes	G	5-8	Jr.	2L	Gulfport, Miss. (Harrison Central HS)
11	Roshunda "Ro" Johnson	G	5-7	RSr.	1L	Little Rock, Ark. (Parkview HS/Oklahoma St.)
12	Jacaira "Iggy" Allen	G	5-10	So.	1L	Pompano Beach, Fla. (Dillard HS)
15	Teaira McCowan	C	6-7	Jr.	2L	Brenham, Texas (Brenham HS)
20	Nyah Tate	G	6-0	Fr.	HS	Terry, Miss. (Terry HS)
21	Jonika Garvin	F	6-0	Jr.	JC	Lake Worth, Fla. (Lake Worth HS/Palm Beach State CC)
23	Bre'Amber Scott	G	5-11	Fr.	HS	Little Rock, Ark. (Central HS)
*24	Jordan Danberry	G	5-8	RSo.	TR	Conway, Ark. (Conway HS/Arkansas)
25	Zion Campbell	C	6-3	RSO.	1L	Washington, D.C. (Riverdale Baptist School)
35	Victoria Vivians	G	6-1	Sr.	3L	Carthage, Miss. (Scott Central HS)
55	Chloe Bibby	F	6-1	Fr.	HS	Warracknabeal, Australia (Rowville Secondary College)

* — Eligible following the fall 2017 semester

COACHING STAFF

Head Coach..... Vic Schaefer — 6th Season
 Associate Head Coach..... Johnnie Harris — 6th Season
 Assistant Coach..... Dionnah Jackson-Durrett — 3rd Season
 Assistant Coach..... Carly Thibault — 2nd Season

Dir. of Operations..... Maryann Baker — 6th Season
 Dir. of Scouting/Video Coordinator..... Skylar Collins — 5th Season
 Head Strength & Conditioning Coach..... Marci Hopppa — 1st Season
 Certified Athletic Trainer..... Julie Martin — 1st Season



ASSOCIATED PRESS TOP 25 POLL
November 20

Rk.	School	Rcd.	Pts.	Pvs.
1	Connecticut (32)	3-0	800	1
2	Texas	3-0	740	2
3	South Carolina	4-0	712	4
4	Louisville	5-0	696	5
5	UCLA	3-0	672	8
6	Notre Dame	3-0	647	6
7	Mississippi State	3-0	617	7
8	Baylor	3-1	580	3
9	Ohio State	4-1	571	9
10	Oregon	3-1	478	10
11	West Virginia	3-0	439	12
12	Tennessee	2-0	416	13
13	Florida State	4-0	375	17
14	Stanford	2-2	361	14
15	Maryland	2-2	314	15
16	Duke	2-1	310	11
17	South Florida	3-0	265	22
18	Oregon State	2-1	255	18
19	Texas A&M	2-1	183	19
20	Marquette	1-1	155	16
21	California	2-1	151	20
22	Kentucky	4-0	144	25
23	Missouri	3-1	135	23
24	Arizona State	4-0	106	NR
25	Michigan	2-1	93	24

USA TODAY TOP 25 POLL
November 21

Rk.	School	Pts.	Rcd.	Pvs.
1	Connecticut (32)	3-0	800	1
2	South Carolina	4-0	758	2
3	Mississippi State	3-0	678	4
4	Texas	3-0	668	6
4	UCLA	3-0	668	7
6	Notre Dame	3-0	665	5
7	Louisville	5-0	652	10
8	Ohio State	4-1	561	8
9	Baylor	3-1	560	3
10	Oregon	3-1	464	11
11	Florida State	4-0	440	14
12	Stanford	2-2	412	9
13	West Virginia	3-0	405	15
14	Tennessee	3-0	358	18
15	Maryland	2-2	355	13
16	South Florida	4-0	280	22
17	Duke	2-1	261	12
18	Oregon State	2-1	252	17
19	Missouri	3-1	142	16
20	Marquette	1-1	115	19
21	Depaul	3-1	100	20
22	Michigan	2-1	90	23
23	California	2-1	81	T25
23	NC State	5-0	81	NR
25	Texas A&M	2-1	78	NR

WEEK-BY-WEEK RANKINGS

Week	AP	Coaches	NCAA RPI
Preseason	7	4	
Nov. 13	7	4	
Nov. 20	7	3	

Week	AP	Coaches	NCAA RPI

BULLDOG GAME-BY-GAME STARTERS						
OPPONENT	GUARD	GUARD	GUARD	FORWARD	CENTER	RECORD
Virginia	William	Johnson	Schaefer	Vivians	McCowan	1-0
Georgia St.	William	Johnson	Schaefer	Vivians	McCowan	2-0
Southern Miss	William	Johnson	Schaefer	Vivians	McCowan	3-0
vs. Arizona St.						
vs. Columbia						
vs. Green Bay						
vs. Louisiana						
Oklahoma St.						
Little Rock						
Oregon						
Maine						
at UNLV						
vs. Syracuse						
Miss. Valley St.						
at Georgia						
Arkansas						
at LSU						
Ole Miss						
Alabama						
at Tennessee						
Florida						
at Ole Miss						
at Missouri						
So. Carolina						
at Florida						
Kentucky						
at Vanderbilt						
Texas A&M						
Auburn						
at Kentucky						

MSU RECORD BY STARTING LINEUP	
William, Johnson, Schaefer, Vivians, McCowan.....	3-0

MSU-ASU COMPARISON

	MSU	ASU
SCORING	265	326
Points per game	88.3	81.5
Scoring margin	+35.3	+30.8
FIELD GOALS-ATT	98-197	128-262
Field goal pct	.497	.489
3 POINT FG-ATT	29-74	15-52
3-point FG pct	.392	.288
3-pt FG made per game	9.7	3.8
FREE THROWS-ATT	40-62	55-75
Free throw pct	.645	.733
FT made per game	13.3	13.8
REBOUNDS	117	174
Rebounds per game	39.0	43.5
Rebounding margin	+11.3	+14.8
ASSISTS	65	90
Assists per game	21.7	22.5
TURNOVERS	43	48
Turnovers per game	14.3	12.0
Turnover margin	+11.3	+7.3
Assist/turnover ratio	1.5	1.9
STEALS	35	44
Steals per game	11.7	11.0
BLOCKS	15	13
Blocks per game	5.0	3.3

MSU - ASU STATISTICAL LEADERS

	MSU	ASU
SCORING	Johnson, Vivians (18.7 ppg)	Ibis (14.5 ppg)
REBOUNDING	McCowan (8.3 rpg)	Johnson-Chapman (7.0 rpg)
ASSISTS	William (8.0 apg)	Richardson (6.3 apg)
BLOCKS	McCowan (2.3 bpg)	Ibis (1.5 bpg)
STEALS	Holmes (2.6 spg)	Ekmark (1.8 spg)

BULLDOGS IN WINS VS. LOSSES

Category	Wins	Losses
Points per game	88.3	—
Opp. points per game	53.0	—
FG pct.	.497	—
Opp. field goal pct.	.396	—
3 pt. FG pct.	.392	—
Opp. 3 pt. FG pct.	.355	—
Free throw pct.	.645	—
Rebounds per game	39.0	—
Rebound margin	+11.3	—
Assists per game	21.7	—
Turnovers per game	14.3	—
Turnover margin	+11.3	—
Steals per game	11.7	—
Blocks per game	5.0	—





SEC STANDINGS (THROUGH 11/16)

TEAM	SEC			OVERALL		
	W	L	PCT.	W	L	PCT.
Alabama	0	0	.000	4	0	1.000
Kentucky	0	0	.000	4	0	1.000
South Carolina	0	0	.000	4	0	1.000
Georgia	0	0	.000	3	0	1.000
Mississippi State	0	0	.000	3	0	1.000
Tennessee	0	0	.000	2	0	1.000
Ole Miss	0	0	.000	3	1	.750
Missouri	0	0	.000	3	1	.750
Arkansas	0	0	.000	2	1	.667
Auburn	0	0	.000	2	1	.667
Texas A&M	0	0	.000	2	1	.667
Florida	0	0	.000	1	2	.333
LSU	0	0	.000	1	2	.333
Vanderbilt	0	0	.000	0	3	.000

2017-18 SEC PRESEASON POLLS

MEDIA

1. South Carolina
2. Mississippi State
3. Missouri
4. Tennessee
5. Texas A&M
6. Kentucky
7. LSU
8. Georgia
9. Alabama
10. Auburn
11. Vanderbilt
12. Florida
13. Ole Miss
14. Arkansas

COACHES

1. South Carolina
2. Mississippi State
3. Missouri
4. Texas A&M
5. Tennessee
6. Kentucky
7. LSU
8. Georgia
9. Alabama
10. Vanderbilt
11. Auburn
12. Ole Miss
13. Florida
14. Arkansas

2017-18 PRESEASON ALL-SEC

MEDIA

Victoria Vivians, Mississippi State
Morgan William, Mississippi State
 Sophie Cunningham, Missouri
 A'ja Wilson, South Carolina
 Mercedes Russell, Tennessee

COACHES

First Team All-SEC

Raigyne Louis, LSU
Victoria Vivians, Mississippi State
Morgan William, Mississippi State
 Sophie Cunningham, Missouri
 A'ja Wilson, South Carolina
 Jaime Nared, Tennessee
 Mercedes Russell, Tennessee
 Khaalia Hillsman, Texas A&M

Second Team All-SEC

Caliya Robinson, Georgia
 Taylor Murray, Kentucky
 Shandricka Sessom, Ole Miss
Teaira McCowan, Mississippi State
 Cierra Porter, Missouri
 Jordan Frericks, Missouri
 Tyasha Harris, South Carolina
 Anriel Howard, Texas A&M
 Danni Williams, Texas A&M

BULLDOGS HIT ROAD FOR FIRST TIME WITH TRIP TO MEXICO

• Mississippi State heads on the road for the first time, and it will actually venture out of the country as it travels to Cancun, Mexico, to participate in the Cancun Challenge. The Bulldogs will play in the Mayan Division and open against Arizona State before facing Columbia and Green Bay the following two days.

LAST TIME OUT FOR MSU...

- State ran its record to 3-0 on the year as it handed in-state foe Southern Mississippi its first setback of the season 91-56 decision. The game closed a season-opening, three-game homestand for MSU.
- The Bulldogs raced out to a 31-8 lead after the first quarter, and MSU scored 31 points off 26 USM turnovers and had 33 second-chance points on 23 offensive rebounds.
- Roshunda Johnson scored a career-high 29 points on the day honoring her as a senior. Teaira McCowan added a double-double with 17 points and 10 rebounds. Victoria Vivians added 15 points and Blair Schaefer and Chloe Bibby tallied 10 points each as MSU hit a school 2nd-most 13 3-pointers and dished 25 assists.

GET TO KNOW THE OPPONENTS

- Arizona State brings a 4-0 record to Cancun. The Sun Devils defeated Colgate 65-54 on Sunday after knocking off Sacramento State 106-58 a day earlier. ASU shoots 48.9% from the field and is out-rebounding opponents by 14.8 rpg. Kianna Ibis tallied 20 points Sunday to sit atop the team with 14.5 ppg this season. Charnea Johnson-Chapman owns a team-best 7.0 rpg while averaging 10.8 ppg.
- Columbia improved to 2-2 on Sunday as it defeated Vermont 73-66 to halt a two-game losing streak. Camille Zimmerman has sparked the Lions in scoring and on the boards, averaging 22.8 ppg and 9.5 rpg. Riley Casey also averages double figures with 12.8 ppg.
- Green Bay heads to Cancun 3-0 on the season after opening with wins against Chattanooga, Wisconsin and South Dakota State. The Phoenix average 60.7 ppg and are one of the nation's top defensive teams allowing 35.0 ppg. Jessica Lindstrom paces Green Bay with 13.0 ppg and 8.3 rpg, and Allie LeClaire also averages double digits scoring with 11.7 ppg.

BULLDOGS VS. THE FIELD

- Arizona State is the only opponent Mississippi State has faced prior to this week's event. State and ASU have only met once, and that contest also came in Cancun at the 2005 Caribbean Classic. Arizona State won that contest 70-48.

DAWGS TOUGH AGAINST NON-CONFERENCE FOES

- With Thursday's win, State has won 25-straight regular-season non-conference contests. The last time the Bulldogs dropped a non-conference game in the regular season was at Texas on Dec. 2, 2015.
- The Bulldogs have won 27 in a row against non-conference competition at home. The last time MSU lost at home to a non-SEC foe was South Florida in the WNIT on March 30, 2014.
- Since 2014-15, MSU has won 6-straight regular season tournaments. The Dawgs won 3 last season.

MSU TOP 10 IN THE POLLS

- Mississippi State remained No. 7 in this week's Associated Press Top 25 Poll. State has now been in the AP Top 25 58-straight weeks, the nation's 7th-longest active streak. It earned a 22nd-consecutive week in the Top 10, the 5th-longest active streak in the country.
- The first regular-season USA Today Preseason Coaches Preseason Poll was released Tuesday, and MSU was ranked No. 3. State was No. 4 in the preseason poll after ending last season with a program-best No. 2 ranking in the poll.
- MSU was also picked fourth in the country in espnW's preseason poll.

TRIO OF BULLDOGS EARN PRESEASON SEC ACCOLADES, NAMED TO NATIONAL WATCH LISTS

- Mississippi State had a trio of players earn Preseason All-SEC honors to start the year.
- Victoria Vivians and Morgan William were both named to the media's 5-player All-SEC squad. State was the only team with multiple representatives, and it is the first time it has had multiple selections.
- The league coaches' Preseason All-SEC squad had Vivians and William on the first team and Teaira McCowan on the second team.
- MSU was picked to finish 2nd in both polls.
- In addition to earning Preseason All-SEC accolades, the three were named to national watch lists.
- Vivians was tabbed to the Ann Meyers Drysdale Award Watch List for the nation's top shooting guard.
- William is on the Nancy Lieberman Award Watch List for the nation's top point guard.
- On Tuesday, Vivians and William were selected to the Wooden Award Top 30 Watch List. State was one of 8 programs, 2 in the SEC, with multiple players on the list.
- On Nov. 10, McCowan was named to the 20-player watch list for the inaugural Lisa Leslie Award, which is awarded to the country's top center.

RAISE THE BANNER

- Before the Nov. 10 opener, Mississippi State capped a historic 2016-17 season by raising the National Finalist banner into the rafters of Humphrey Coliseum. During last Saturday's football game against Alabama, the Bulldog players and coaches were presented their National Finalist rings.
- Last year's team set school records with a 34-5 overall record, a 13-3 SEC mark and 2nd-place league finish before advancing to the national championship game in the program's first Final Four appearance.
- State, which was a school-best No. 2 seed, capped the run to the title game with a thrilling 66-64 upset of UConn in the national semifinal, a win that snapped the Huskies' record 111-game win streak and won MSU the ESPY for Best Upset.



SENIORS AMONG THE NATION'S BEST

- Last year's senior class (Ketara Chapel, Dominique Dillingham, Chinwe Okorie and Breanna Richardson) won a school-record 111 games with the upset of UConn, but seniors Blair Schaefer, Vivians and William are chasing close behind as they picked up their 92nd-career victory on Sunday.
- Following Sunday's action, the 92 victories since 2014-15 are tied for 7th-most nationally and 2nd in the SEC.

MOST WINS IN DIVISION I SINCE 2014-15

1. UConn	115
2. Baylor	105
Notre Dame	105
4. South Carolina	104
5. Maryland	99
6. FGCU	94
7. Mississippi State	92
Oregon St.	92

BWARE OF THE DAWGS

- The Bulldogs have protected their house, compiling a 76-14 record at the Hump under Schaefer. State is 48-4 on the home court since 2014-15.
- State had 6,811 in the stands on Nov. 10, the 2nd-largest home-opening crowd in program history behind the 7,764 for last year's home opener against Texas. MSU has drawn over 6K for its last three home openers.
- MSU had the 3rd-largest average attendance increase in the nation a year ago (+1,479) after rating 4th each of the 2 seasons prior.

BULLDOGS SET ANOTHER RECORD

- State has set many records under Vic Schaefer, and this year's squad set another as it shot a program-best 65.6% from the field against Georgia State. It eclipsed the previous best of 63.8% set against Illinois in 2001.
- MSU has 5 players who average 20 or more minutes shooting 50% or better from the floor.
- MSU's 49.7% field goal percentage through Sunday was 2nd in the SEC and 19th nationally.

STATE SCORES & DEFENDS

- MSU heads to Cancun averaging 88.3 ppg this season, the top mark in the SEC and 22nd in the country this season.
- The Dawgs not only score, but they also defend, holding opponents to 53.0 ppg.
- State is averaging nearly 10 more shot attempts per game than opponents.

HITTING THE 3-BALL

- Through the season's first 3 games, MSU is knocking down the 3-pointer at a 39.2% clip that is 2nd in the SEC. The team is also 2nd in the league in 3-pointers per game with 9.7.
- State hit 13 triples against USM, 2nd in school history behind the 14 made in 2001 vs. Iowa State.

SPREADING THE SCORING

- It truly has been a team effort for MSU through the season's first 3 games, as four Bulldogs are averaging double figures and 7 are scoring 7.0 or more points per game.
- The Bulldogs have been the SEC's best at distributing the basketball, topping the league and ranking 17th in Division I with 21.7 app.
- MSU had 25 assists on Sunday, its most in a game since it had 27 vs. Savannah St. on Nov. 29, 2015.

DAWGS FORCING THE TURNOVERS

- State forced USM into 26 turnovers. The Bulldogs have forced over 20 turnovers in all 3 games and lead the SEC and rate 16th in the country forcing 25.7 turnovers per contest.
- MSU has converted the turnovers into points, averaging 30.7 ppg off opponent miscues.
- Since 2014-15, MSU is 62-3 when tallying 20 or more points off turnovers in games. The last 3 seasons the Bulldogs are 43-0.
- The Dawgs rate 2nd in the SEC in steals with 11.7 per game.
- State's +11.3 turnover margin tops the league and is 10th in the nation.

WILLIAM PROTECTING THE ROCK

- Morgan William has been a big reason for MSU topping the league in assists, as the senior point guard has dished 24 assists with zero turnovers.
- She tops the league and is 6th nationally with 8.0 app, and her 999.0 assist/turnover ratio also leads the conference.
- William has also helped State to 2nd in the SEC and 25th nationally in assist/turnover ratio with a 1.5 mark. MSU was 2nd in the category last season after rating 5th in 2015-16.

MORGAN DISHES NO. 500

- In the first quarter of Sunday's game, William collected her 500th-career assist. Fittingly, the assist went to her roommate, Blair Schaefer.
- She set the MSU career mark last season and now has 504. That total is tops among current SEC players, 247 more than 2nd, and 3rd-most by an active Division I player.
- She also sits atop the MSU record books in free-throw percentage, as her 84.4% career mark is 1st in school annals and 9th in SEC history.
- Among current Division I players, her FT% is 5th, and her 428 made freebies are 2nd at MSU and 4th among active D-I players.

VIVIANS MOVES INTO 3RD IN SCORING

- Vivians is currently tied for 8th in the SEC in scoring this season with 18.7 ppg, but she has been consistent with her production, tallying 15 or more points in all 3 games and shooting 56.8% from the field.
- Her first bucket of the season, a 3-pointer against Virginia, moved her past Alexis Rack into 3rd on MSU's career scoring list. She now has 1,810 career points, 190 shy of joining Tan White and LaToya Thomas as the only 2,000-point scorers at MSU.
- Vivians is the SEC's active leading career scorer and 3rd among current NCAA Division I players.

THE QUEEN OF ALL COURTS

- In high school, Victoria Vivians earned the nickname "Queen" for her heralded prep career. Now she can truly call herself the "Queen of All Courts" as she was voted Mississippi State's 2017 Homecoming Queen.
- Vivians received over 60% of the vote from the MSU student body.

VIVIANS ON SEC ACTIVE REBOUNDING, STEALS CHARTS

- Although she is one of the best scorers in the SEC, Vivians has also been a solid defender in her time in Starkville.
- She is 8th among active SEC players with 560-career rebounds, and the 167 steals she has registered in her career are 2nd, just ahead of William.

RO SETS CAREER MARK ON HER SENIOR DAY

- MSU's seniors will be honored individually at games during the season, and Ro Johnson showed out on her day, scoring a career-high 29 points against Southern Miss.
- Johnson did it by going 11-of-20 (55%) from the field, including 5-of-11 (45.5%) from 3-point range. To top it off she also had 2 steals, 3 assists and drew 3 charges.
- Johnson is currently tied with Vivians for the team lead and 8th in the SEC with 18.7 ppg this season.
- Her .500 3-point percentage is tied for 8th in the league, while her 4.0 triples per game is tied for 2nd in the SEC and 11th nationally.
- The Little Rock, Ark., native sits atop State's career 3-point percentage list with 45% (54-of-120).
- Johnson is also tied for 7th in the league with 2.3 steals per contest.

BLAIR AMONG PROGRAM'S BEST FROM DOWNTOWN

- Johnson and Blair Schaefer combined to knock down 8 of State's 13 3-pointers on Sunday.
- This season, the duo has 19 of the squad's 29 triples and are a combined 44.2% (19-of-43) from the arc.
- Schaefer averaged 12.0 points last week and hit 41.2% from the field, 46.7% from 3-point range.
- She is currently 9th at MSU in career 3-point field goal percentage (35.6%).

BIG T IS THE SEC POW

- Junior Teaira McCowan collected her first double-double of the season with 18 points and 10 rebounds against Southern Miss. That followed a 19-point effort against Georgia State in which she hit 9 of her 10 field goal attempts.
- Those two performances earned her SEC Player of the Week accolades.
- McCowan also blocked 5 shots in the two games, including 3 in Sunday's win. The 3-block effort put her at 110 for her career, moving her past LaToya Thomas into 4th at MSU. She is tied for 4th among current SEC players.
- McCowan is currently tied for 5th in the SEC in blocks with 2.3 per game.
- The Brenham, Texas, native is making 62.1% of her shots from the field, 7th in the SEC. It has bumped her career field goal percentage to 54.2%, 2nd-highest in MSU history.

"JAZZ"ING UP THE POINT

- Jazzmun Holmes had solid showings against Georgia State and Southern Miss, tallying 16 points, 12 assists and 5 steals while committing just 2 turnovers.
- She is averaging 2.7 steals per game this season, tied for 5th-best in the conference. Her 4.3 app is 13th in the SEC.
- Holmes' 3.3 assist/turnover ratio is 6th in the SEC.
- Her 182-career assists are tied for 8th among active league players.

CHLOE SHOWING HER CONFIDENCE

- Chloe Bibby's international experience has helped her at MSU, as she is averaging 9.7 ppg and shooting 54.5% from the field and 50% from 3-point range.
- Bibby has scored double figures off the bench in 2 of her first 3 collegiate games. She had 13 in her debut against Virginia and added 10 in Sunday's win against Southern Miss.
- Her 50% mark from 3-point range is tied for both 8th in the SEC and the highest percentage by a league freshman.

CAMPBELL COMING ALONG

- Zion Campbell had her best game as a Bulldog in the win against Georgia State, notching her 1st double-double with 13 points (6-of-6 FG) and 11 rebounds.
- Campbell has tallied 15 points (7.5 ppg) and 16 rebounds (8.0 rpg) after collecting just 10 points and 13 boards in 16 games last season.

BULLDOGS TO BE REGULARS ON TELEVISION

- Fans can catch Mississippi State on television quite a bit this season. The Bulldogs will actually have 16 games televised on either the SEC Network, ESPN2 or ESPNU.
- MSU will have non-conference tilts against Oregon and Oklahoma State broadcast on the SEC Network, while 14 of the team's 16 SEC contests will appear on television.

DAWGS WIN AN ESPY OVER THE SUMMER

- While many college students were taking classes or on vacation during the summer, members of last season's National Finalist Bulldogs had the opportunity to travel to Los Angeles for the ESPY Awards.
- The Bulldogs walked the red carpet and were presented the ESPY for Best Upset prior to the show.

STATE INKS ONE OF NATION'S TOP CLASSES

- Mississippi State signed one of the nation's top signing classes during the November early signing period.
- ESPN ranks the class 11th nationally and 2nd in the SEC.
- MSU inked a pair of 5-star 6-foot-5 post players in Ocean Springs, Miss., native Daphne White (No. 48 overall , No. 7 position) and Waverly Hall, Ga., product Jessika Carter (No. 49 overall, No. 8 position).
- The Dawgs went to Virginia Beach, Va., and landed 4-star wing Xaria Wiggins, the 54th-ranked player overall and 8th-best at her position.

TOGETHER WE ARE STRONGER

- MSU and the Starkville community came together last Thursday to put up a men's and women's basketball mural in downtown StarkVegas. The 16 individual pieces were put up by various members of the community, and once together it contained the message "Together We Are Stronger: Family."



CAREER WATCH

SCORING

player	games	points	avg.
1 LaToya Thomas (2000-03)	125	2,981	23.8
2 Tan White (2002-05)	121	2,421	20.0
3 Victoria Vivians (2015-pres.)	112	1,810	16.2
16 Lisa Scott (1989-92)	106	1,145	10.8
17 Nitra Perry (1997-00)	116	1,124	10.2
18 Breanna Richardson (2014-17)	143	1,110	7.8
19 Morgan William (2015-pres.)	112	1,096	9.9
20 Tutti Calhoun (1975-77)	66	1,090	16.5
21 Ann Lashley (1985-88)	116	1,086	9.4
22 Tysheka Grimes (2007-10)	115	1,071	9.3
23 Diamber Johnson (2009-12)	126	1,052	8.3
24 Robin Porter (2006-09)	122	1,041	8.5
25 Dominique Dillingham (2014-17)	139	1,013	7.3

FIELD GOAL PERCENTAGE (minimum 300 attempts)

player	games	percentage
1 LaToya Thomas (2000-03)	125	55.3 (1,119-2,024)
2 Teaira McCowan (2016-pres.)	77	54.2 (251-463)
3 Sophie Ratliff (1987-90)	117	53.7 (454-845)
4 Ann Lashley (1985-88)	116	53.6 (439-819)
5 Erica Simmons (1990-93)	107	53.2 (223-419)
6 Chinwe Okorie (2015-17)	109	52.1 (270-518)

FIELD GOALS MADE

player	games	field goals
1 LaToya Thomas (2000-03)	125	1,119 (2,024 att.)
2 Tan White (2002-05)	121	893 (2,102 att.)
3 Victoria Vivians (2015-pres.)	112	649 (1,715 att.)
Polly Branch (1983-87)	111	649 (1,654 att.)

THREE-POINT FIELD GOALS MADE

player	games	field goals
1 Alexis Rack (2007-10)	129	340 (1,057 att.)
2 Tan White (2002-05)	121	222 (714 att.)
3 Victoria Vivians (2015-pres.)	112	217 (710 att.)

THREE-POINT FIELD GOAL ATTEMPTS

player	games	attempts
1 Alexis Rack (2007-10)	129	1,057 (made 340)
2 Tan White (2002-05)	121	714 (made 222)
3 Victoria Vivians (2015-pres.)	112	710 (made 217)

THREE-POINT FIELD GOAL PERCENTAGE (minimum 100 attempts)

player	games	percentage
1 Roshunda Johnson	36	45.0 (54-120)
2 Jessica Carter (2001-04)	106	41.4 (99-239)
3 Bobbie Braddock (1990-91)	55	37.8 (59-156)
4 Angela Harris (1997-00)	110	37.6 (89-237)
5 Meadow Overstreet (1998-01)	112	37.0 (138-373)
6 Mary Kathryn Govero (2008-11)	128	37.0 (182-492)
7 Jennifer Fambrough (1999-02)	117	36.7 (69-188)
8 Jemmye Ann Helms (1993-97)	101	36.6 (100-273)
9 Blair Schaefer (2015-pres.)	99	35.6 (85-239)
10 Ebonie Ferguson (2002-05)	69	35.1 (61-174)

FREE THROWS MADE

player	games	free throws
1 LaToya Thomas (2000-03)	125	709 (914 att.)
2 Morgan William (2015-pres.)	112	428 (507 att.)

FREE THROWS ATTEMPTED

player	games	attempts
1 LaToya Thomas (2000-03)	125	914 (made 709)
2 Sharon Thompson (1995-98)	107	602 (made 366)
3 Tan White (2002-05)	121	557 (made 413)
4 LaCharlotte Smith (1993-96)	106	526 (made 379)
5 Jennifer Fambrough (1999-02)	117	511 (made 396)
6 Morgan William (2015-pres.)	112	507 (made 428)

FREE THROW PERCENTAGE (minimum 150 attempts)

player	games	percentage
1 Morgan William (2015-present)	112	84.4 (428-507)
2 LaToya Thomas (2000-03)	125	77.6 (709-914)
3 Jennifer Fambrough (1999-02)	117	77.5 (396-511)

ASSISTS

player	games	assists	avg.
1 Morgan William (2015-pres.)	112	504	4.5

BLOCKED SHOTS

player	games	blocks	avg.
1 Martha Alwal (2012-15)	124	328	2.6
2 Chanel Mokango (2009-10)	67	180	2.7
3 Tan White (2002-05)	121	118	1.0
4 Teaira McCowan (2016-pres.)	77	110	1.4

THE LAST TIME THE BULLDOGS...**Defeated an AP Top 10 Team**

No. 1 UConn [NCAAT], 66-64 [OT] (3/31/17)

Defeated an AP Top 25 Team

No. 1 UConn [NCAAT], 66-64 [OT] (3/31/17)

Defeated a ranked team on the road

No. 23 Texas A&M, 72-67 (2/19/17)

Overcame a 10+ point halftime deficit to win

17, at Iowa State (12/3/16)

Scored 100 or more points

106 vs. Georgia State (11/16/17)

Held a team to 50 points or less

50 vs. Georgia State (11/16/17)

Held a team to 40 points or less

37 vs. Miss. Valley St. (11/24/15)

Held a team to 30 points or less

30 vs. Northwestern St. (12/28/16)

Made 40 field goals

40 vs. Georgia State (11/16/17)

Made 50 field goals

53 vs. Judson College (2/24/86)

Made 10 3-point field goals

13 vs. Southern Miss (11/19/17)

Made 30 or more free throws

33 vs. Louisiana Tech (12/11/14)

Shot 50% or better from the field

.560 vs. LSU [SECT] (3/3/17)

Shot 60% or better from the field

.656 vs. Georgia State (11/16/17)

Had 65 rebounds

69 vs. SE Louisiana (12/7/14)

Had 70 rebounds

71 vs. Arkansas-Pine Bluff (11/13/09)

Had 35 or more assists

37 vs. Memphis (1/3/80)

Had 25 or more assists

25 vs. Southern Miss (11/19/17)

Had 30 or more steals

30 vs. New Orleans (11/17/13)

Won an overtime game

66-64 vs. UConn [NCAAT] (3/31/17)

Won a double overtime game

74-66 vs. Southern Miss (3/24/14)

THE LAST TIME A BULLDOG PLAYER...**Had a player score 20 points**

29, Roshunda Johnson vs. Southern Miss (11/19/17)

Had a player score 30 points

30, Victoria Vivians vs. Tennessee [SECT] (3/5/16)

Had a player score 35 points

36, Victoria Vivians at Louisiana Tech (12/13/15)

Had a player score 40 points

41, Morgan William vs. Baylor [NCAAT] (3/26/17)

Had a player score 45 points

47, Tan White vs. Vanderbilt (2/3/05, 2OT)

Had 2 players score 20 points in a game

Victoria Vivians [24], Morgan William [41] vs. Baylor [NCAAT] (3/26/17)

Had 3 players score 20 points in a game

Nitra Perry (24), Cynthia Hall (21), & Jennifer Fambrough (21) vs. So. Miss. (11/20/99)

Had 5 or more players score double figures in a game

5, vs. Southern Miss (11/19/17)

Had a player make 10 field goals in a game

11, Roshunda Johnson vs. Southern Miss (11/19/17)

Had a player make 20 field goals in a game

20, LaToya Thomas vs. Tulsa (11/17/02)

Had a player make 5 or more 3-point field goals in a game

5, Roshunda Johnson vs. Southern Miss (11/19/17)

Had a player make 10 free throws in a game

10, Morgan William vs. LSU [SECT] (3/3/17)

Had a player make 15 free throws in a game

18, Jennifer Fambrough vs. Northwestern St. (12/19/98)

Had a player grab 10 rebounds in a game

10, Teaira McCowan vs. Southern Miss (11/19/17)

Had a player grab 15 rebounds in a game

18, Teaira McCowan at Ole Miss (2/12/17)

Had a player grab 20 rebounds in a game

23, Martha Alwal vs. Ole Miss (2/23/14)

Had a player record 10 or more assists

11, Morgan William vs. Savannah St. (11/29/15)

Had a player record 10 blocks in a game

10, Martha Alwal vs. Jacksonville St. (11/11/11)

Had a player record 5 or more steals in a game

5, Victoria Vivians at Tennessee (1/8/17)

Had a player record a double-double

Teaira McCowan [17 pts., 10 rbd.] vs. Southern Miss (11/19/17)

Had 2 players record double-doubles in a game

Victoria Vivians [23 pts., 10 rbd.] & Teaira McCowan [10 pts., 13 rbd.] vs. Auburn (1/7/16)

Had a player record a triple-double

Cynthia Hall, 12 points, 10 rebounds and 12 assists vs. La.-Lafayette (12/16/00)

MSU'S RECORD WHEN...

	<u>2017-18</u>	<u>Under Schaefer</u>
Scoring First	2-0	85-23
Opponent Scores First	1-0	42-28
Leads at Halftime	3-0	105-13
Trails at Halftime		19-37
Is Tied at Halftime		3-1
Shoots 45% or better from field	2-0	50-5
Shoots less than 45% from field	1-0	77-46
Opp. shoots less than 45% from field	2-0	114-25
Opp. shoots 45% or better from field	1-0	13-26
Outrebounds the opponent	3-0	93-11
Ties the opponent in rebounds		6-2
Outrebounded by the opponent		28-38
Fewer (or ties) TOs than opponent	3-0	109-26
More TOs than opponent		18-25
Holds opponents to 65 points or less	2-0	105-23
In games decided by 10 points or less		49-28

MSU'S RECORD IN...

	<u>2017-18</u>	<u>Under Schaefer</u>
All Games	3-0	127-51
Home Games	3-0	76-14
Road Games		29-26
Neutral-sites		22-11
Non-SEC Games	3-0	77-11
Non-SEC Home Games	3-0	48-2
Non-SEC Road Games		12-3
Non-SEC Neutral-site Games		17-6
SEC Games		45-35
SEC Home Games		28-12
SEC Road Games		17-23
SEC Tournament		5-5
November Games	3-0	31-4
December Games		35-3
January Games		23-19
February Games		21-14
March Games		17-10
April Games		0-1
Monday Games		9-2
Tuesday Games		7-1
Wednesday Games		9-3
Thursday Games	1-0	22-23
Friday Games	1-0	22-1
Saturday Games		14-2
Sunday Games	1-0	44-19
Overtime Games		7-6
Television Games	3-0	85-30
Games vs. Ranked Opponents		16-26

MISCELLANEOUS STATS

Double-Doubles:	<u>2017-18</u>	<u>Career</u>	10+ Rebounds:	<u>2017-18</u>	<u>Career</u>
Zion Campbell	1	1	Teaira McCowan	2	18
Teaira McCowan	1	11	Zion Campbell	1	1
Victoria Vivians		7	Victoria Vivians		7
Leading Scorer:	<u>2017-18</u>	<u>Career</u>	Leader in Steals:	<u>2017-18</u>	<u>Career</u>
Victoria Vivians	2	61	Jazzmun Holmes	3	12
Roshunda Johnson	1	2	Roshunda Johnson	2	7
Teaira McCowan	1	9	Chloe Bibby	1	1
Morgan William		15	Victoria Vivians	1	35
Blair Schaefer		4	Ameshya Williams	1	4
Iggy Allen		1	Morgan William		33
Double-Figure Scoring:	<u>2017-18</u>	<u>Career</u>	Teaira McCowan		8
Victoria Vivians	3	95	Blair Schaefer		4
Roshunda Johnson	2	9	Iggy Allen		1
Teaira McCowan	2	27	Leader in Blocks:	<u>2017-18</u>	<u>Career</u>
Blair Schaefer	2	11	Teaira McCowan	3	48
Chloe Bibby	1	1	Jazzmun Holmes	1	3
Zion Campbell	1	1	Ameshya Williams	1	4
Morgan William	1	55	Victoria Vivians		10
Jazzmun Holmes		3	Morgan William		8
Ameshya Williams		3	Blair Schaefer		1
Iggy Allen		2	10+ Blocks:	<u>2017-18</u>	<u>Career</u>
20-Plus Point Games:	<u>2017-18</u>	<u>Career</u>	Morgan William	3	80
Roshunda Johnson	1	2	Jazzmun Holmes		15
Victoria Vivians	1	33	Victoria Vivians		4
Morgan William		8	Roshunda Johnson		1
Teaira McCowan		5	10+ Assists:	<u>2017-18</u>	<u>Career</u>
Blair Schaefer		1	Morgan William		1
30-Plus Point Games:	<u>2017-18</u>	<u>Career</u>			
Victoria Vivians		3			
40-Plus Point Games:	<u>2017-18</u>	<u>Career</u>			
Morgan William		1			
Leading Rebounder:	<u>2017-18</u>	<u>Career</u>			
Teaira McCowan	2	30			
Zion Campbell	1	1			
Victoria Vivians		19			
Ameshya Williams		2			
Blair Schaefer		1			

BREAKING DOWN THE BULLDOGS

Charges Taken		Career Games Played
Roshunda Johnson.....	3	112.....Victoria Vivians
Morgan William.....	3	112.....Morgan William
Bre'Amber Scott.....	2	100 (64 at Okla. St.).....Roshunda Johnson
Victoria Vivians.....	1	99.....Blair Schaefer
Who Scored First		77.....Teaira McCowan
Roshunda Johnson.....	1	74.....Jazzmun Holmes
Teaira McCowan.....	1	36 (all at Arkansas).....Jordan Danberry
Victoria Vivians.....	1	28.....Ameshya Williams
How The First Points Were Scored		23 (20 at Auburn).....Jonika Garvin
Jumper.....	1	20.....Iggy Allen
Layup.....	1	18.....Zion Campbell
3-Pointer.....	1	3.....Chloe Bibby
Free Throw		3.....Bre'Amber Scott
Scoring By Class		3.....Nyah Tate
Seniors.....	150 (56.6%)	Career Games Started
Juniors.....	62 (23.3%)	109.....Victoria Vivians
Sophomores.....	19 (7.3%)	78.....Morgan William
Freshmen.....	34 (12.8%)	49 (37 at Okla. St.).....Roshunda Johnson
Total.....	265	13 (all at Arkansas).....Jordan Danberry
Consecutive Free Throws Made (active)		10.....Teaira McCowan
Morgan William.....	13	7.....Blair Schaefer
Ameshya Williams.....	11	Consecutive Games Started
Victoria Vivians.....	6	78.....Morgan William
Jazzmun Holmes.....	3	9.....Teaira McCowan
Roshunda Johnson.....	2	7.....Victoria Vivians
Iggy Allen.....	1	3.....Roshunda Johnson
Chloe Bibby.....	1	3.....Blair Schaefer
Zion Campbell.....	1	
Jonika Garvin.....	1	

MSU IN THE SEC AND NCAA
(Through 11/19/17)

TEAM STANDINGS — ALL GAMES

CATEGORY	TOTAL	SEC	NCAA
Scoring Offense	88.3	1	22
Scoring Defense	53.0	2	29
Scoring Margin	+35.3	1	10
FG Percentage	.497	2	19
FG Percentage Def.	.396	11	182
3PT FG Percentage	.392	2	48
3PT FG Defense	.355	11	274
3PT FG Per Game	9.7	2	26
Free Throw Percentage	.645	6	245
Rebounding Offense	39.0	12	171
Rebounding Defense	27.7	1	—
Rebounding Margin	+11.3	5	46
Offensive Rebounds	16.7	5	—
Defensive Rebounds	22.3	14	—
Blocked Shots	5.0	8	64
Assists	21.7	1	17
Steals	11.7	2	41
Turnovers Forced	25.7	1	16
Turnover Margin	+11.3	1	10
Assist/Turnover Ratio	1.5	2	25

INDIVIDUAL STANDINGS — ALL GAMES

CATEGORY	TOTAL	SEC	NCAA
POINTS PER GAME			
Victoria Vivians	18.7	T8	103
Ro Johnson	18.7	T8	103
Teaira McCowan	14.3	T21	—
FIELD GOAL PERCENTAGE			
Teaira McCowan	.621	7	53
Victoria Vivians	.568	14	109
Ro Johnson	.500	12	181
REBOUNDS			
Teaira McCowan	8.3	T9	173
3PT FIELD GOALS MADE			
Ro Johnson	4.0	T2	11
Blair Schaefer	2.3	T9	179
3PT FIELD GOAL PERCENTAGE			
Ro Johnson	.500	T8	74
Blair Schaefer	.368	13	247
FREE THROW PERCENTAGE			
Victoria Vivians	.900	T5	90
OFFENSIVE REBOUNDS			
Teaira McCowan	4.3	4	—
DEFENSIVE REBOUNDS			
—	—	—	—
ASSISTS			
Morgan William	8.0	1	6
Jazzmun Holmes	4.3	13	156
ASSIST/TURNOVER RATIO			
Morgan William	999.0	1	—
STEALS			
Jazzmun Holmes	2.7	T5	124
Ro Johnson	2.3	T7	181
BLOCKS			
Teaira McCowan	2.3	T5	54
MINUTES PLAYED			
Victoria Vivians	29.0	T20	—

BULLDOG GAME-BY-GAME LEAD/DEFICIT

OPPONENT	LARGEST LEAD	LARGEST DEFICIT	TIME LED	TIME TRAILED	TIME TIED	RESULT
Virginia	22 (4th, 7:34)	2 (1st, 9:34)	36:06	2:43	1:11	W, 68-53
Georgia State	59 (4th, 3:23)	None	39:25	0:00	:35	W, 106-50
Southern Miss	39 (4th, 8:45)	None	38:52	0:00	1:04	W, 91-56
vs. Arizona State						
vs. Columbia						
vs. Green Bay						
vs. Louisiana						
Oklahoma State						
Little Rock						
Oregon						
Maine						
at UNLV						
vs. Syracuse						
Miss. Valley St.						
at Georgia						
Arkansas						
at LSU						
Ole Miss						
Alabama						
at Tennessee						
Florida						
at Ole Miss						
at Missouri						
South Carolina						
at Florida						
Kentucky						
at Vanderbilt						
Texas A&M						
Auburn						
at Kentucky						

BULLDOG GAME-BY-GAME SPECIALTY STATS (MSU/OPPONENT)

OPPONENT	PAINT	OFF TO	2ND CHANCE	FAST BREAK	BENCH
Virginia	26/26	26/7	9/5	8/10	19/20
Georgia State	56/20	35/4	17/8	16/4	33/14
Southern Miss	36/22	31/11	33/5	6/8	20/25
vs. Arizona State					
vs. Columbia					
vs. Green Bay					
vs. Louisiana					
Oklahoma State					
Little Rock					
Oregon					
Maine					
at UNLV					
vs. Syracuse					
Miss. Valley St.					
at Georgia					
Arkansas					
at LSU					
Ole Miss					
Alabama					
at Tennessee					
Florida					
at Ole Miss					
at Missouri					
South Carolina					
at Florida					
Kentucky					
at Vanderbilt					
Texas A&M					
Auburn					
at Kentucky					





VIC SCHAEFER

HEAD COACH • 6TH SEASON AT MSU

- 2017 WBCA REGION COACH OF THE YEAR
- 2017 NAISMITH NATIONAL COACH OF THE YEAR FINALIST
- 2017 ESPY FOR BEST UPSET
- 2015 AP SEC COACH OF THE YEAR
- 2015 SEC COACHES' CO-COACH OF THE YEAR
- 2015 NAISMITH NATIONAL COACH OF THE YEAR SEMIFINALIST

- Vic Schaefer is in his sixth season as the Bulldogs' coach. He owns the second-most victories in program history, and his winning percentage through his first five campaigns is the best in program annals.
- Schaefer has led the Bulldogs to the postseason each of the last four seasons, including three-straight NCAA Tournament berths. After going to the Sweet 16 in 2015-16, the Bulldogs earned national finalist honors in 2017 after advancing to the national title game in the program's first Final Four appearance.
- He was named WBCA Region Coach of the Year and a finalist for Naismith National Coach of the Year in 2017. In 2015, after guiding State to its first NCAA Tournament berth since 2010, Schaefer was named a semifinalist for the Naismith award after earning SEC Coach of the Year accolades from both his fellow coaches and the Associated Press.
- Schaefer's Bulldog teams have posted 20-plus wins each of the last four seasons, matching the total number of 20-win seasons by the program in the 38 years prior to his arrival. His 2016-17 team set Mississippi State's single-season wins record for the third-straight year as it posted a 34-5 ledger. That top mark came after the Bulldogs won 28 games in 2015-16 and 27 in 2014-15.
- His first signing class of Ketara Chapel, Dominique Dillingham, Chinwe Okorie and Breanna Richardson won 22 games in 2013-14 before capping their careers with their program-best 111th victory in State's Final Four upset of No. 1 UConn, a victory that won MSU the ESPY for Best Upset.
- In addition to the school-record 34 overall wins in 2016-17, the Bulldogs also claimed a program-best 13 SEC wins en route to claiming their best league finish with a second-place showing. The Dawgs also advanced to the SEC Tournament title game for the second-straight year.
- Schaefer picked up his 200th win as a head coach in last season's NCAA Tournament opening-round win against Troy (March 17, 2017).
- Under Schaefer's guidance, Mississippi State has also drawn record attendance numbers in Humphrey Coliseum. The Top 10 and 17 of the Top 20 crowds in program history have come during his watch, including the first two 10K attendance crowds ever in the state of Mississippi for a women's basketball game.
- MSU drew 86,328 for 13 home dates last season, a 6,641 average that ranked seventh nationally. The Bulldogs' average attendance was an increase of 1,479 from 2015-16, when State drew a program-record 92,914, the third-largest increase in the nation after the program had the fourth-biggest jump each of the previous two years.
- Schaefer also went to the Final Four in his previous two stops at Texas A&M and Arkansas. In nine seasons in College Station, he helped the Aggies to 212 wins and seven NCAA Tournament appearances, including the 2011 national championship.
- He was part of 121 wins in six seasons at Arkansas, taking the Razorbacks to the Final Four in his first season. The Razorbacks went to four NCAA Tournament appearances and won a WNIT title during his time on the staff in Fayetteville.



SCHAEFER AT MSU, TEXAS A&M & ARKANSAS

Overall: 460-217 (.679) in 21 seasons

MISSISSIPPI STATE — HEAD COACH

Year	Record	Postseason
2012-13	13-17	—
2013-14	22-14	WNIT Quarterfinals
2014-15	27-7	NCAA Second Round
2015-16	28-8	NCAA Sweet 16
2016-17	34-5	NCAA National Finalist
2017-18	3-0	—

Record: 127-51 (.713) in 6 seasons

- 3 NCAA Tournament Appearances
- 1 NCAA National Finalist (2016-17)
- 1 NCAA Elite Eight (2016-17)
- 2 NCAA Sweet 16 (2015-16, 2016-17)
- 1 NCAA Second Round (2014-15)
- 1 WNIT Appearance
- 1 WNIT Quarterfinals (2013-14)
- 2 SEC Tournament Title Game Appearances (2015-16, 2016-17)

TEXAS A&M — ASSOCIATE HEAD COACH

Year	Record	Postseason
2003-04	9-19	—
2004-05	16-15	WNIT Quarterfinals
2005-06	23-9	NCAA First Round
2006-07	25-7	Big 12 Champion/ NCAA Second Round
2007-08	29-8	Big 12 Tournament Champion/ NCAA Elite Eight
2008-09	27-8	NCAA Sweet 16
2009-10	26-8	Big 12 Tournament Champion/ NCAA Second Round
2010-11	33-5	NCAA National Champion
2011-12	24-11	NCAA Sweet 16

Record: 212-90 (.702) in 9 seasons

- 7 NCAA Tournament Appearances
- 1 NCAA National Championship (2010-11)
- 1 NCAA Elite Eight (2007-08)
- 2 NCAA Sweet 16 (2008-09, 2011-12)
- 2 NCAA Second Round (2006-07, 2009-10)
- 1 NCAA First Round (2005-06)
- 1 WNIT Appearance
- 1 WNIT Quarterfinals (2004-05)

ARKANSAS — ASSOCIATE HEAD COACH

Year	Record	Postseason
1997-98	22-11	NCAA Final Four
1998-99	20-14	WNIT National Champion
1999-00	17-15	WNIT Semifinals
2000-01	20-13	NCAA Second Round
2001-02	20-12	NCAA Second Round
2002-03	22-11	NCAA Second Round

Record: 121-76 (.614) in 6 seasons

- 4 NCAA Tournament Appearances
- 1 NCAA Final Four (1997-98)
- 3 NCAA Second Round (2000-01, 2001-02, 2002-03)
- 2 WNIT Appearances
- 1 WNIT National Championship (1998-99)
- 1 WNIT Semifinal (1999-00)

YEAR-BY-YEAR AT THE HUMP

year	g	rec.	pct.	sec	non
1975-76	6	2-4	.333	---	---
1976-77	10	4-6	.400	---	---
1977-78	14	9-5	.391	---	---
1978-79	12	9-3	.750	---	---
1979-80	12	8-5	.615	---	---
1980-81	13	11-2	.846	---	---
1981-82	14	8-6	.571	---	---
1982-83	15	10-5	.667	0-4	10-1
1983-84	15	8-7	.533	0-5	8-2
1984-85	12	5-7	.417	0-4	5-3
1985-86	13	6-7	.462	0-4	6-3
1986-87	12	7-5	.583	2-3	5-2
1987-88	13	8-5	.615	0-5	8-0
1988-89	11	8-3	.727	3-2	5-1
1989-90	13	5-8	.385	0-5	5-3
1990-91	13	5-8	.385	0-4	5-4
1991-92	13	10-3	.769	3-3	7-0
1992-93	11	8-3	.727	3-2	5-1
1993-94	14	7-7	.500	1-5	6-2
1994-95	10	6-4	.600	1-4	5-0
1995-96	12	9-3	.750	4-2	5-1
1996-97	12	6-6	.500	0-6	6-0
1997-98	13	9-4	.692	3-3	6-1
1998-99	13	11-2	.846	6-2	5-0
1999-00	15	13-2	.867	5-2	8-0
2000-01	15	9-6	.600	2-5	7-1
2001-02	13	11-2	.846	5-2	6-0
2002-03	13	12-1	.923	6-1	6-0
2003-04	11	8-3	.727	5-1	3-2
2004-05	17	13-4	.765	4-3	9-1
2005-06	14	4-10	.286	0-7	4-3
2006-07	17	9-8	.529	2-5	7-3
2007-08	16	11-5	.688	3-4	8-1
2008-09	16	12-4	.750	4-3	8-1
2009-10	16	12-4	.750	4-4	8-0
2010-11	14	6-8	.429	1-7	5-1
2011-12	16	10-6	.625	2-6	8-0
2012-13	17	12-5	.706	4-4	8-1
2013-14	21	16-5	.762	4-4	12-1
2014-15	18	17-1	.944	7-1	10-0
2015-16	18	16-2	.889	6-2	10-0
2016-17	13	12-1	.923	7-1	5-0
2017-18	3	3-0	1.000	0-0	3-0

ALL-TIME RECORD (43 YEARS): 385-195 (.664)

BULLDOGS AT HUMPHREY COLISEUM

- Mississippi State is in its 43rd season at Humphrey Coliseum. The Bulldogs are 385-195 all-time in the Hump.
- The Bulldogs are 48-4 in the Hump since 2014-15, including 20-4 in SEC play.
- MSU has had the nation's 3rd-largest average attendance increase in 2016-17 after being fourth the previous two seasons.
- The Bulldogs have claimed the Top 10 crowds and 17 of the Top 20 during Vic Schaefer's tenure.
- MSU recorded its second crowd over 10K with 10,500 against Tennessee.

MSU'S RECORD AT HOME UNDER SCHAEFER

YEAR	OVERALL	Pct.	SEC	Pct.	NON-CONF.	Pct.
2012-13	12-5	.706	4-4	.500	8-1	.889
2013-14	16-5	.762	4-4	.500	12-1	.923
2014-15	17-1	.944	7-1	.875	10-0	1.000
2015-16	16-2	.889	6-2	.750	10-0	1.000
2016-17	12-1	.923	7-1	.875	5-0	1.000
2017-18	3-0	1.000	0-0	.000	3-0	1.000
TOTALS	76-14	.844	28-12	.700	48-2	.960



ATTENDANCE LAST 15 YEARS

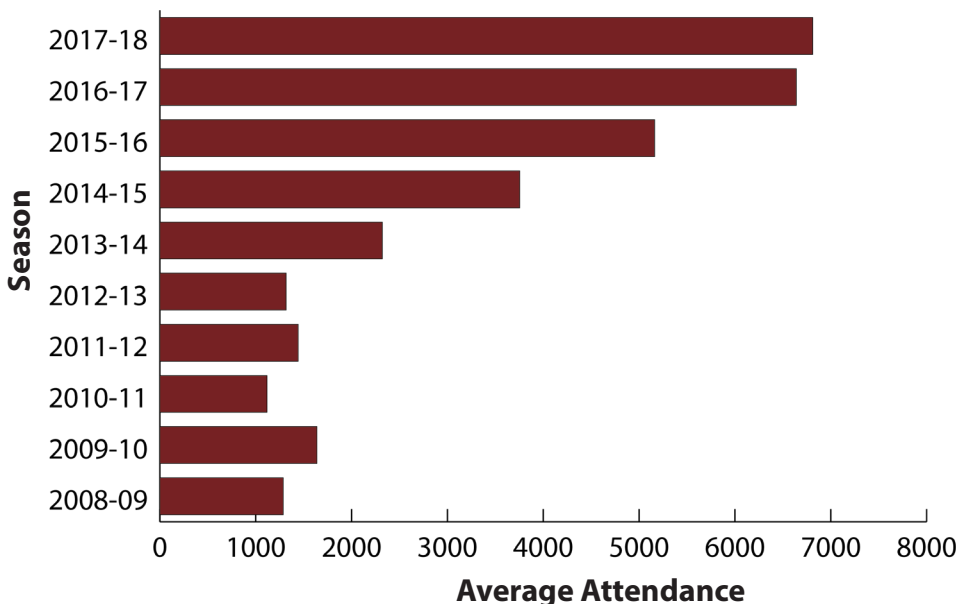
2017-18	16,716	2008-09	20,590
2016-17	86,328	2007-08	16,065
2015-16	92,914	2006-07	12,364
2014-15	67,598	2005-06	9,058
2013-14	48,733	2004-05	18,392
2012-13	22,384	2003-04	12,988
2011-12	23,073	2002-03	26,290
2010-11	15,645	2001-02	22,482
2009-10	26,206	2000-01	20,948

TOP 20 WOMEN'S CROWDS

Att.	date	opp.	score	
1	10,626	1/24/16	South Carolina	L, 51-57
2	10,500	2/26/17	Tennessee	L, 64-82
3	8,840	1/16/17	Ole Miss	W, 73-62
4	7,780	1/29/17	Texas A&M	W, 71-61
5	7,764	11/20/16	Texas	W, 79-68
6	7,326	3/1/15	Ole Miss	W, 55-47
7	7,128	1/18/16	Ole Miss	W, 79-51
8	7,094	3/20/16	Michigan St. (NCAA)	W, 74-72
9	6,811	11/10/17	Virginia	W, 68-53
10	6,463	11/13/15	Samford	W, 68-47
11	6,352	12/28/16	Northwestern St.	W, 106-30
12	6,224	2/28/16	Alabama	W, 61-52
13	6,055	2/9/03	LSU	L, 72-77
14	6,035	3/19/17	DePaul (NCAA)	W, 92-71
15	5,863	2/17/00	Tennessee	L, 75-79
16	5,849	1/1/17	LSU	W, 74-48
17	5,792	2/5/17	Missouri	W, 70-53
18	5,787	1/10/10	Tennessee	L, 48-75
19	5,786	12/20/16	Alabama State	W, 90-47
20	5,712	1/10/16	Arkansas	W, 80-55

— Attendance set under Vic Schaefer in Bold

MISSISSIPPI STATE AVERAGE HOME ATTENDANCE THE LAST 10 SEASONS



HUMPHREY COLISEUM INDIVIDUAL RECORDS

- Most Points**
47 - Tan White vs. Vanderbilt [20T] (2/3/05)
- Most Rebounds**
26 - Sophie Ratliff vs. Shorter (2/15/88)
- Most FG Made**
20 - LaToya Thomas vs. Tulsa (11/17/02)
- Most 3FG Made**
8 - Meadow Overstreet vs. Miss. Valley St. (12/20/99)
- Most FT Made**
18 - Jennifer Fambrough vs. Northwestern St. (12/19/88)
- Most Assists**
13 - Katia May, vs. Tennessee Tech (11/21/13)
- Most Steals**
13 - Katia May, vs. Tennessee Tech (11/21/13)
- Most Blocked Shots**
10 - Martha Alwal vs. Jacksonville State (11/11/11)

HUMPHREY COLISEUM TEAM RECORDS

- Most Points**
117 - vs. Judson (2/24/86)
- Most Rebounds**
78 - vs. Judson (2/24/86)
- Most FG Made**
53 - vs. Judson (2/24/86)
- Most 3FG Made**
13 - 2x, last vs. Southern Miss (11/19/17)
- Most FT Made**
36 - vs. SE Louisiana (12/20/13)
- Most Assists**
30 - vs. Mississippi Valley (11/24/15)
- Most Steals**
30 - vs. Mississippi Valley (12/20/99)
- Most Blocked Shots**
32 - vs. Nicholls (12/7/08)
- Most Blocked Shots**
14 - vs. Jacksonville State (11/11/11)



IGGY ALLEN

Guard | 5-10 | Sophomore
Pompano Beach, Fla. | Dillard HS

12

CAREER HIGHS

Points	14, vs. San Jose State (11-26-16)
Rebounds	6, vs. Villanova (11-11-16)
FG Made	7, vs. San Jose State (11-26-16)
FG Attempts	9, vs. San Jose State (11-26-16)
3PT FG Made	—
3PT FG Attempts	1, at Hawaii (11-27-16)
FT Made	3, vs. Northwestern State (12-28-16)
FT Attempts	4, vs. Northwestern State (12-28-16)
Assists	3, vs. Northwestern State (12-28-16)
Blocks	—
Steals	3, vs. Northwestern State (12-28-16)

SEC HIGHS

Points	2, vs. Vanderbilt (2-9-17)
Rebounds	1, vs. Vanderbilt (2-9-17)
FG Made	1, vs. Vanderbilt (2-9-17)
FG Attempts	2, vs. Vanderbilt (2-9-17)
3PT FG Made	—
3PT FG Attempts	—
FT Made	1, vs. LSU (1-1-17)
FT Attempts	2, vs. LSU (1-1-17)
Assists	—
Blocks	—
Steals	1, vs. LSU (1-1-17)

ALLEN'S 2017-18 GAME-BY-GAME (* — INDICATES GAME STARTED)

Opponent	Min.	FG-A	3PT-A	FT-A	O-D-T	PF	Ast.	TO	Blk.	Stl.	Pts.
Virginia	—	DID NOT PLAY	—	—	—	—	—	—	—	—	—
Georgia State	—	DID NOT PLAY	—	—	—	—	—	—	—	—	—
Southern Miss	—	DID NOT PLAY	—	—	—	—	—	—	—	—	—
vs. Arizona State											
vs. Columbia											
vs. Green Bay											
vs. Louisiana											
Oklahoma State											
Little Rock											
Oregon											
Maine											
at UNLV											
vs. Syracuse											
Miss. Valley St.											
at Georgia											
Arkansas											
at LSU											
Ole Miss											
Alabama											
at Tennessee											
Florida											
at Ole Miss											
at Missouri											
South Carolina											
at Florida											
Kentucky											
at Vanderbilt											
Texas A&M											
Auburn											
at Kentucky											

ALLEN'S BULLDOG BITES

- Suffered a season-ending injury in preseason practice
- Averaged 2.7 points in 20 games last season

IGGY ALLEN'S CAREER STATISTICS

ALL GAMES

Year	GP	GS	Min	Avg	Total			3-Point			F-Throw			Rebounds				PF	FO	Ast	TO	Blk	Stl	Pts	Avg
					FG	FGA	Pct	FG	FGA	Pct	FT	FTA	Pct	Off	Def	Tot	Avg								
2016-17	20	0	111	5.6	22	46	.478	0	1	.000	9	14	.643	8	9	17	0.9	13	0	9	16	0	8	53	2.7
TOTAL	20	0	111	5.6	22	46	.478	0	1	.000	9	14	.643	8	9	17	0.9	13	0	9	16	0	8	53	2.7

SEC GAMES

Year	GP	GS	Min	Avg	Total			3-Point			F-Throw			Rebounds				PF	FO	Ast	TO	Blk	Stl	Pts	Avg
					FG	FGA	Pct	FG	FGA	Pct	FT	FTA	Pct	Off	Def	Tot	Avg								
2016-17	3	0	9	3.0	1	2	.500	0	0	.000	1	2	.500	1	0	1	0.3	1	0	0	1	0	1	3	1.0
TOTAL	3	0	9	3.0	1	2	.500	0	0	.000	1	2	.500	1	0	1	0.3	1	0	0	1	0	1	3	1.0





CHLOE BIBBY

Forward | 6-1 | Freshman

Warracknabeal, Australia | Rowville Secondary College

55

CAREER HIGHS

Points	13, vs. Virginia (11-10-17)
Rebounds	5, 2x, last vs. Southern Miss (11-19-17)
FG Made.....	5, vs. Virginia (11-10-17)
FG Attempts	8, vs. Virginia (11-10-17)
3PT FG Made	2, 2x, last vs. Southern Miss (11-19-17)
3PT FG Attempts.....	3, 2x, last vs. Southern Miss (11-19-17)
FT Made	1, vs. Virginia (11-10-17)
FT Attempts.....	1, vs. Virginia (11-10-17)
Assists.....	3, vs. Georgia State (11-16-17)
Blocks	—
Steals	2, vs. Southern Miss (11-19-17)

SEC HIGHS

Points.....	—
Rebounds	—
FG Made.....	—
FG Attempts	—
3PT FG Made	—
3PT FG Attempts.....	—
FT Made	—
FT Attempts.....	—
Assists.....	—
Blocks	—
Steals	—

BIBBY'S 2017-18 GAME-BY-GAME (* — INDICATES GAME STARTED)												
Opponent	Min.	FG-A	3PT-A	FT-A	O-D-T	PF	Ast.	TO	Blk.	Stl.	Pts.	
Virginia	29	5-8	2-3	1-1	2-1-3	1	0	0	0	0	13	
Georgia State	18	3-7	0-2	0-0	3-2-5	3	3	1	0	0	6	
Southern Miss	20	4-7	2-3	0-0	0-5-5	0	0	1	0	2	10	
vs. Arizona State												
vs. Columbia												
vs. Green Bay												
vs. Louisiana												
Oklahoma State												
Little Rock												
Oregon												
Maine												
at UNLV												
vs. Syracuse												
Miss. Valley St.												
at Georgia												
Arkansas												
at LSU												
Ole Miss												
Alabama												
at Tennessee												
Florida												
at Ole Miss												
at Missouri												
South Carolina												
at Florida												
Kentucky												
at Vanderbilt												
Texas A&M												
Auburn												
at Kentucky												

BIBBY'S BULLDOG BITES

- Connected on 5 of 8 shots, including 2 3-pointers, for 13 points in her MSU debut against Virginia
- Had 6 points, 5 rebounds, 3 assists vs. Georgia State
- Tallied 10 points, 5 rebounds and 2 steals against Southern Miss

CHLOE BIBBY'S CAREER STATISTICS

ALL GAMES

Year	GP	GS	Min	Avg	Total			3-Point			F-Throw			Rebounds				PF	FO	Ast	TO	Blk	Stl	Pts	Avg
					FG	FGA	Pct	FG	FGA	Pct	FT	FTA	Pct	Off	Def	Tot	Avg								
2017-18	3	0	67	22.3	12	22	.545	4	8	.500	1	1	1.000	5	8	13	4.3	4	0	3	2	0	2	29	9.7
TOTAL	3	0	67	22.3	12	22	.545	4	8	.500	1	1	1.000	5	8	13	4.3	4	0	3	2	0	2	29	9.7

SEC GAMES

Year	GP	GS	Min	Avg	Total			3-Point			F-Throw			Rebounds				PF	FO	Ast	TO	Blk	Stl	Pts	Avg	
					FG	FGA	Pct	FG	FGA	Pct	FT	FTA	Pct	Off	Def	Tot	Avg									
2017-18																										
TOTAL																										





ZION CAMPBELL

Center | 6-3 | Redshirt Sophomore
Washington, D.C. | Riverdale Baptist School

25

CAREER HIGHS

Points	13, vs. Georgia State (11-16-17)
Rebounds	11, vs. Georgia State (11-16-17)
FG Made	6, vs. Georgia State (11-16-17)
FG Attempts	6, vs. Georgia State (11-16-17)
3PT FG Made	—
3PT FG Attempts	—
FT Made	1, vs. Georgia State (11-16-17)
FT Attempts	2, 2x, last vs. Georgia State (11-16-17)
Assists	1, 4x, last vs. Southern Miss (11-19-17)
Blocks	1, vs. Georgia State (11-16-17)
Steals	1, 2x, last vs. Southern Miss (11-19-17)

SEC HIGHS

Points	2, 2x, last at South Carolina (1-23-17)
Rebounds	2, at Tennessee (1-8-17)
FG Made	1, 2x, last at South Carolina (1-23-17)
FG Attempts	1, 3x, last at South Carolina (1-23-17)
3PT FG Made	—
3PT FG Attempts	—
FT Made	—
FT Attempts	2, vs. LSU (1-1-17)
Assists	1, at Tennessee (1-8-17)
Blocks	—
Steals	—

CAMPBELL'S 2017-18 GAME-BY-GAME (* — INDICATES GAME STARTED)

Opponent	Min.	FG-A	3PT-A	FT-A	O-D-T	PF	Ast.	TO	Blk.	Stl.	Pts.
Virginia	— DID NOT PLAY —										
Georgia State	25	6-6	0-0	1-2	2-9-11	2	0	1	1	0	13
Southern Miss	12	1-3	0-0	0-0	3-2-5	1	1	0	0	1	2
vs. Arizona State											
vs. Columbia											
vs. Green Bay											
vs. Louisiana											
Oklahoma State											
Little Rock											
Oregon											
Maine											
at UNLV											
vs. Syracuse											
Miss. Valley St.											
at Georgia											
Arkansas											
at LSU											
Ole Miss											
Alabama											
at Tennessee											
Florida											
at Ole Miss											
at Missouri											
South Carolina											
at Florida											
Kentucky											
at Vanderbilt											
Texas A&M											
Auburn											
at Kentucky											

CAMPBELL'S BULLDOG BITES

- Tabbed to the SEC Academic Honor Roll each of her first two seasons on campus
- Registered her first-career double-double with 13 points and a game-high 11 rebounds against Georgia State

ZION CAMPBELL'S CAREER STATISTICS

ALL GAMES

Year	GP	GS	Min	Avg	Total			3-Point			F-Throw			Rebounds				PF	FO	Ast	TO	Blk	Stl	Pts	Avg
					FG	FGA	Pct	FG	FGA	Pct	FT	FTA	Pct	Off	Def	Tot	Avg								
2016-17	16	0	43	2.7	5	7	.714	0	0	.000	0	2	.000	4	9	13	0.8	5	0	3	1	0	1	10	0.6
2017-18	2	0	37	18.5	7	9	.778	0	0	.000	1	2	.500	5	11	16	8.0	3	0	1	1	1	1	15	7.5
TOTAL	18	0	80	4.4	12	16	.750	0	0	.000	1	4	.250	9	20	29	1.6	8	0	4	2	1	2	25	1.4

SEC GAMES

Year	GP	GS	Min	Avg	Total			3-Point			F-Throw			Rebounds				PF	FO	Ast	TO	Blk	Stl	Pts	Avg
					FG	FGA	Pct	FG	FGA	Pct	FT	FTA	Pct	Off	Def	Tot	Avg								
2016-17	7	0	20	2.9	2	3	.667	0	0	.000	0	2	.000	1	4	5	0.7	1	0	1	1	0	0	4	0.6
TOTAL	7	0	20	2.9	2	3	.667	0	0	.000	0	2	.000	1	4	5	0.7	1	0	1	1	0	0	4	0.6





JORDAN DANBERRY

Guard | 5-8 | Redshirt Sophomore
 Conway, Ark. | Conway HS/Arkansas

24

CAREER HIGHS

Points	—
Rebounds	—
FG Made	—
FG Attempts	—
3PT FG Made	—
3PT FG Attempts	—
FT Made	—
FT Attempts	—
Assists	—
Blocks	—
Steals	—

SEC HIGHS

Points	—
Rebounds	—
FG Made	—
FG Attempts	—
3PT FG Made	—
3PT FG Attempts	—
FT Made	—
FT Attempts	—
Assists	—
Blocks	—
Steals	—

DANBERRY'S 2017-18 GAME-BY-GAME (* — INDICATES GAME STARTED)

Opponent	Min.	FG-A	3PT-A	FT-A	O-D-T	PF	Ast.	TO	Blk.	Stl.	Pts.
Virginia											—
Georgia State											—
Southern Miss											—
vs. Arizona State											
vs. Columbia											
vs. Green Bay											
vs. Louisiana											
Oklahoma State											
Little Rock											
Oregon											
Maine											
at UNLV											
vs. Syracuse											
Miss. Valley St.											
at Georgia											
Arkansas											
at LSU											
Ole Miss											
Alabama											
at Tennessee											
Florida											
at Ole Miss											
at Missouri											
South Carolina											
at Florida											
Kentucky											
at Vanderbilt											
Texas A&M											
Auburn											
at Kentucky											

DANBERRY'S BULLDOG BITES

- Eligible to play end of the fall 2017 semester
- Played in 36 games at Arkansas

JORDAN DANBERRY'S CAREER STATISTICS

ALL GAMES (MSU & ARKANSAS)

Year	GP	GS	Min	Avg	Total			3-Point			F-Throw			Rebounds				PF	FO	Ast	TO	Blk	Stl	Pts	Avg
					FG	FGA	Pct	FG	FGA	Pct	FT	FTA	Pct	Off	Def	Tot	Avg								
2015-16*	30	13	575	19.2	77	233	.330	3	28	.107	44	71	.620	30	48	78	2.6	72	2	70	83	5	27	201	6.7
2016-17*	6	0	72	12.0	8	19	.421	2	3	.667	10	13	.769	10	13	23	3.8	10	0	4	12	0	2	28	4.7
TOTAL	36	13	647	18.0	85	252	.337	5	31	.161	54	84	.643	40	61	101	2.8	82	2	74	95	5	29	229	6.4

* Statistics from Arkansas

SEC GAMES (MSU ONLY)

Year	GP	GS	Min	Avg	Total			3-Point			F-Throw			Rebounds				PF	FO	Ast	TO	Blk	Stl	Pts	Avg
					FG	FGA	Pct	FG	FGA	Pct	FT	FTA	Pct	Off	Def	Tot	Avg								
2016-17																									
TOTAL																									





JONIKA GARVIN

Forward | 6-0 | Junior

Lake Worth, Fla. | Lake Worth HS/Palm Beach State CC

21

CAREER HIGHS

Points	1, vs. Georgia State (11-16-17)
Rebounds	3, vs. Georgia State (11-16-17)
FG Made	—
FG Attempts	—
3PT FG Made	—
3PT FG Attempts	—
FT Made	1, vs. Georgia State (11-16-17)
FT Attempts	2, vs. Georgia State (11-16-17)
Assists	1, vs. Georgia State (11-16-17)
Blocks	—
Steals	—

SEC Highs

Points	—
Rebounds	—
FG Made	—
FG Attempts	—
3PT FG Made	—
3PT FG Attempts	—
FT Made	—
FT Attempts	—
Assists	—
Blocks	—
Steals	—

GARVIN'S 2017-18 GAME-BY-GAME (* — INDICATES GAME STARTED)

Opponent	Min.	FG-A	3PT-A	FT-A	O-D-T	PF	Ast.	TO	Blk.	Stl.	Pts.
Virginia	1	0-0	0-0	0-0	0-0-0	0	0	0	0	0	0
Georgia State	9	0-0	0-0	1-2	1-2-3	1	1	2	0	0	1
Southern Miss	4	0-1	0-0	0-0	0-1-1	0	0	0	0	0	0
vs. Arizona State											
vs. Columbia											
vs. Green Bay											
vs. Louisiana											
Oklahoma State											
Little Rock											
Oregon											
Maine											
at UNLV											
vs. Syracuse											
Miss. Valley St.											
at Georgia											
Arkansas											
at LSU											
Ole Miss											
Alabama											
at Tennessee											
Florida											
at Ole Miss											
at Missouri											
South Carolina											
at Florida											
Kentucky											
at Vanderbilt											
Texas A&M											
Auburn											
at Kentucky											

GARVIN'S BULLDOG BITES

- Scored her first point as a Bulldog against Georgia State and added 3 rebounds

JONIKA GARVIN'S CAREER STATISTICS

ALL GAMES (MSU & AUBURN)

Year	GP	GS	Min	Avg	Total			3-Point			F-Throw			Rebounds				PF	FO	Ast	TO	Blk	Stl	Pts	Avg
					FG	FGA	Pct	FG	FGA	Pct	FT	FTA	Pct	Off	Def	Tot	Avg								
2015-16*	20	0	199	10.0	17	67	.254	3	20	.150	1	5	.200	6	25	31	1.6	18	0	8	15	8	7	38	1.9
2017-18	3	0	14	4.7	0	1	.000	0	0	.000	1	2	.500	1	3	4	1.3	1	0	1	2	0	0	1	0.3
MSU TOTAL	3	0	14	4.7	0	1	.000	0	0	.000	1	2	.500	1	3	4	1.3	1	0	1	2	0	0	1	0.3
All*	23	0	213	9.3	17	68	.250	3	20	.150	2	7	.286	7	28	35	1.5	19	0	9	17	8	7	39	1.7

*Statistics from Auburn

SEC GAMES (MSU ONLY)

Year	GP	GS	Min	Avg	Total			3-Point			F-Throw			Rebounds				PF	FO	Ast	TO	Blk	Stl	Pts	Avg
					FG	FGA	Pct	FG	FGA	Pct	FT	FTA	Pct	Off	Def	Tot	Avg								
2017-18																									
TOTAL																									





JAZZMUN HOLMES

Guard | 5-8 | Junior
Gulfport, Miss. | Harrison Central HS

10

CAREER HIGHS

Points	14, vs. DePaul (3-19-17)
Rebounds	6, vs. Grambling (11-21-15)
FG Made	4, 2x, last vs. Villanova (11-11-16)
FG Attempts	8, 3x, last vs. Villanova (11-11-16)
3PT FG Made	1, 7x, vs. Southern Miss (11-19-17)
3PT FG Attempts	3, 3x, last vs. Florida (1-12-17)
FT Made	8, vs. DePaul (3-19-17)
FT Attempts	10, vs. DePaul (3-19-17)
Assists	8, 5x, last vs. SMU (12-16-16)
Blocks	2, vs. Virginia (11-10-17)
Steals	5, vs. Samford (11-13-15)

SEC HIGHS

Points	8, vs. Arkansas (1-10-16)
Rebounds	3, 2x, last vs. Georgia (2-16-17)
FG Made	3, at Ole Miss (2-12-17)
FG Attempts	6, at Ole Miss (2-12-17)
3PT FG Made	1, 2x, last vs. Florida (1-12-17)
3PT FG Attempts	3, vs. Florida (1-12-17)
FT Made	5, vs. Arkansas (1-10-16)
FT Attempts	6, 2x, last vs. Florida (1-12-17)
Assists	6, 2x, last vs. LSU (1-1-17)
Blocks	1, 2x, last vs. Ole Miss (1-16-17)
Steals	3, at Ole Miss (2-12-17)

Opponent	Min.	FG-A	3PT-A	FT-A	O-D-T	PF	Ast.	TO	Blk.	Stl.	Pts.
Virginia	11	0-1	0-0	2-2	0-0-0	2	1	2	2	3	2
Georgia State	19	3-4	0-0	2-6	3-0-3	1	5	1	0	3	8
Southern Miss	21	2-6	1-1	3-4	2-1-3	0	7	1	0	2	8
vs. Arizona State											
vs. Columbia											
vs. Green Bay											
vs. Louisiana											
Oklahoma State											
Little Rock											
Oregon											
Maine											
at UNLV											
vs. Syracuse											
Miss. Valley St.											
at Georgia											
Arkansas											
at LSU											
Ole Miss											
Alabama											
at Tennessee											
Florida											
at Ole Miss											
at Missouri											
South Carolina											
at Florida											
Kentucky											
at Vanderbilt											
Texas A&M											
Auburn											
at Kentucky											

HOLMES' BULLDOG BITES

- Tied for 5th in the SEC in steals (2.8 spg)
- Registered 3 steals and a career-best 2 blocks against Virginia
- Dished 5 assists and tied for the game high with 3 steals to go with 8 points against Georgia State
- Added 8 points to go with 7 assists and 2 steals against Southern Miss

JAZZMUN HOLMES' CAREER STATISTICS

ALL GAMES

Year	GP	GS	Min	Avg	Total			3-Point			F-Throw			Rebounds				PF	FO	Ast	TO	Blk	Stl	Pts	Avg
					FG	FGA	Pct	FG	FGA	Pct	FT	FTA	Pct	Off	Def	Tot	Avg								
2015-16	33	0	298	9.0	20	70	.286	2	17	.118	20	24	.833	8	25	33	1.0	26	0	71	32	3	21	62	1.9
2016-17	38	0	445	11.7	32	91	.352	4	13	.308	34	47	.723	12	30	42	1.1	43	0	98	43	3	25	102	2.7
2017-18	3	0	51	17.0	5	11	.455	1	1	1.000	7	12	.583	5	1	6	2.0	3	0	13	4	2	8	18	6.0
TOTAL	74	0	794	10.7	57	172	.331	7	31	.226	61	83	.735	25	56	81	1.1	72	0	182	79	8	54	182	2.5

SEC GAMES

Year	GP	GS	Min	Avg	Total			3-Point			F-Throw			Rebounds				PF	FO	Ast	TO	Blk	Stl	Pts	Avg
					FG	FGA	Pct	FG	FGA	Pct	FT	FTA	Pct	Off	Def	Tot	Avg								
2015-16	14	0	80	5.7	7	20	.350	1	4	.250	6	8	.750	1	7	8	0.6	7	0	14	16	1	6	21	1.5
2016-17	15	0	157	10.5	9	35	.257	1	6	.167	9	15	.600	5	10	15	1.0	15	0	31	17	1	11	28	1.9
TOTAL	29	0	237	8.2	16	55	.291	2	10	.200	15	23	.652	6	17	23	0.8	22	0	45	33	2	17	49	1.7





ROSHUNDA JOHNSON

Guard | 5-7 | Redshirt Senior
Little Rock, Ark. | Parkview HS/Oklahoma St.

11

CAREER HIGHS

Points	29, vs. Southern Miss (11-19-17)
Rebounds	4, 4x, last vs. Southern Miss (11-19-17)
FG Made	11, vs. Southern Miss (11-19-17)
FG Attempts	20, vs. Southern Miss (11-19-17)
3PT FG Made	5, 2x, last vs. Southern Miss (11-19-17)
3PT FG Attempts	11, vs. Southern Miss (11-19-17)
FT Made	4, vs. Texas (11-20-16)
FT Attempts	4, 2x, last vs. Oregon (11-25-16)
Assists	4, vs. Georgia State (11-16-17)
Blocks	1, vs. Virginia (11-10-17)
Steals	3, 4x, last vs. Virginia (11-10-17)

SEC HIGHS

Points	17, vs. Vanderbilt (2-9-17)
Rebounds	3, 3x, last vs. Vanderbilt (2-9-17)
FG Made	5, 2x, last vs. Tennessee (2-26-17)
FG Attempts	10, vs. Vanderbilt (2-9-17)
3PT FG Made	5, vs. Vanderbilt (2-9-17)
3PT FG Attempts	8, vs. Vanderbilt (2-9-17)
FT Made	3, vs. Tennessee (2-26-17)
FT Attempts	3, vs. Tennessee (2-26-17)
Assists	2, at South Carolina (1-23-17)
Blocks	—
Steals	2, at Tennessee (1-8-17)

Opponent	Min.	FG-A	3PT-A	FT-A	O-D-T	PF	Ast.	TO	Blk.	Stl.	Pts.
*Virginia	28	6-15	4-10	2-3	0-0-0	3	2	3	1	3	18
*Georgia State	16	3-5	3-3	0-0	0-1-1	3	4	1	0	2	9
*Southern Miss	29	11-20	5-11	2-2	3-1-4	1	3	1	0	2	29
vs. Arizona State											
vs. Columbia											
vs. Green Bay											
vs. Louisiana											
Oklahoma State											
Little Rock											
Oregon											
Maine											
at UNLV											
vs. Syracuse											
Miss. Valley St.											
at Georgia											
Arkansas											
at LSU											
Ole Miss											
Alabama											
at Tennessee											
Florida											
at Ole Miss											
at Missouri											
South Carolina											
at Florida											
Kentucky											
at Vanderbilt											
Texas A&M											
Auburn											
at Kentucky											

JOHNSON'S BULLDOG BITES

- Moved into 1st in MSU career 3FG% (45.0%)
- Scored 18 points and had 3 steals against Virginia
- Went 3-for-3 from 3-point range for 9 points and added a career-best 4 assists against Georgia State
- Scored a career-high 29 points, making 11 field goals, including 5 3-pointers against Southern Miss

ROSHUNDA JOHNSON'S CAREER STATISTICS

ALL GAMES (MSU & OKLAHOMA ST.)

Year	GP	GS	Min	Avg	Total			3-Point			F-Throw			Rebounds				PF	FO	Ast	TO	Blk	Stl	Pts	Avg
					FG	FGA	Pct	FG	FGA	Pct	FT	FTA	Pct	Off	Def	Tot	Avg								
2013-14*	32	6	712	22.3	59	176	.335	20	66	.303	38	56	.679	14	73	87	2.7	57	3	48	47	2	37	176	5.5
2014-15*	32	31	1118	34.9	127	360	.353	46	117	.393	62	80	.775	21	102	123	3.8	72	1	121	76	4	76	362	11.3
2016-17	33	9	431	13.1	70	163	.429	42	96	.438	27	30	.900	20	34	54	1.6	38	0	25	28	0	26	209	6.3
2017-18	3	3	73	24.3	20	40	.500	12	24	.500	4	5	.800	3	2	5	1.7	7	0	9	5	1	7	56	18.7
MSU TOTAL	36	12	504	14.0	90	203	.443	54	120	.450	31	35	.886	23	36	59	1.6	45	0	34	33	1	33	265	7.4
All*	100	49	2334	23.3	276	739	.373	120	303	.396	131	171	.766	58	211	269	2.7	174	4	203	156	7	146	803	8.0

* Statistics from Oklahoma State

SEC GAMES

Year	GP	GS	Min	Avg	Total			3-Point			F-Throw			Rebounds				PF	FO	Ast	TO	Blk	Stl	Pts	Avg
					FG	FGA	Pct	FG	FGA	Pct	FT	FTA	Pct	Off	Def	Tot	Avg								
2016-17	11	0	108	9.8	21	45	.467	13	24	.542	8	8	1.000	4	11	15	1.4	14	0	5	7	0	6	63	5.7
TOTAL	11	0	108	9.8	21	45	.467	13	24	.542	8	8	1.000	4	11	15	1.4	14	0	5	7	0	6	63	5.7





TEAIRA McCOWAN

Center | 6-7 | Junior
Brenham, Texas | Brenham HS

15

CAREER HIGHS

Points 26, vs. Washington (3-24-17)
Rebounds 18, at Ole Miss (2-12-17)
FG Made 12, 2x, last vs. Washington (3-24-17)
FG Attempts 18, vs. Washington (3-24-17)
3PT FG Made —
3PT FG Attempts —
FT Made 6, Western Michigan (12-20-15)
FT Attempts 8, 4x, last vs. Southern Miss (11-19-17)
Assists 2, 6x, vs. Washington (3-24-17)
Blocks 6, vs. Washington (3-24-17)
Steals 5, vs. Vanderbilt (3-4-16)

SEC HIGHS

Points 25, vs. Florida (1-12-17)
Rebounds 18, at Ole Miss (2-12-17)
FG Made 12, vs. Florida (1-12-17)
FG Attempts 13, vs. Florida (1-12-17)
3PT FG Made —
3PT FG Attempts —
FT Made 4, 2x, last vs. Ole Miss (1-16-17)
FT Attempts 6, at Ole Miss (2-12-17)
Assists 2, 2x, last at Texas A&M (2-19-17)
Blocks 5, at Georgia (1-21-16)
Steals 2, 2x, last vs. Tennessee (2-26-17)

McCOWAN'S 2017-18 GAME-BY-GAME (* — INDICATES GAME STARTED)

Opponent	Min.	FG-A	3PT-A	FT-A	O-D-T	PF	Ast.	TO	Blk.	Stl.	Pts.
*Virginia	30	3-10	0-0	1-2	4-6-10	3	1	4	2	1	7
*Georgia State	15	9-10	0-0	1-4	3-2-5	3	0	1	2	0	19
*Southern Miss	28	6-9	0-0	5-8	7-3-10	2	0	1	3	0	17
vs. Arizona State											
vs. Columbia											
vs. Green Bay											
vs. Louisiana											
Oklahoma State											
Little Rock											
Oregon											
Maine											
at UNLV											
vs. Syracuse											
Miss. Valley St.											
at Georgia											
Arkansas											
at LSU											
Ole Miss											
Alabama											
at Tennessee											
Florida											
at Ole Miss											
at Missouri											
South Carolina											
at Florida											
Kentucky											
at Vanderbilt											
Texas A&M											
Auburn											
at Kentucky											

McCOWAN'S BULLDOG BITES

- Preseason 2nd Team All-SEC by league coaches
- Named to Lisa Leslie Award Watch List for nation's top center
- Earned SEC Player of the Week honors after her performances against Georgia State and Southern Miss
- 4th at MSU in career blocks (110), 8 back of 3rd
- 2nd at MSU in career FG% (54.2%)
- Grabbed 10 rebounds to go with 7 points and 2 blocks against Virginia
- Poured in 19 points on 9-of-10 shooting against Georgia State
- Notched her 1st double-double of the year against Southern Miss, tallying 17 points to go with 10 rebounds and 3 blocks

TEAIRA McCOWAN'S CAREER STATISTICS

ALL GAMES

Year	GP	GS	Min	Avg	Total			3-Point			F-Throw			Rebounds				PF	FO	Ast	TO	Blk	Stl	Pts	Avg
					FG	FGA	Pct	FG	FGA	Pct	FT	FTA	Pct	Off	Def	Tot	Avg								
2015-16	35	1	481	13.7	92	186	.495	0	0	.000	46	69	.667	100	95	195	5.6	93	5	9	49	46	18	230	6.6
2016-17	39	6	769	19.7	141	248	.569	0	0	.000	58	95	.611	107	169	276	7.1	108	2	20	42	57	31	340	8.7
2017-18	3	3	73	24.3	18	29	.621	0	0	.000	7	14	.500	13	12	25	8.3	8	0	1	6	7	1	43	14.3
TOTAL	77	10	1323	17.2	251	463	.542	0	0	.000	111	178	.624	220	276	496	6.4	209	7	30	97	110	50	613	8.0

SEC GAMES

Year	GP	GS	Min	Avg	Total			3-Point			F-Throw			Rebounds				PF	FO	Ast	TO	Blk	Stl	Pts	Avg
					FG	FGA	Pct	FG	FGA	Pct	FT	FTA	Pct	Off	Def	Tot	Avg								
2015-16	16	0	227	14.2	33	71	.465	0	0	.000	16	24	.667	49	39	88	5.5	38	1	5	17	23	4	82	5.1
2016-17	16	0	326	20.4	65	98	.663	0	0	.000	18	30	.600	45	70	115	7.2	50	1	7	16	23	11	148	9.3
TOTAL	32	0	553	17.3	98	169	.580	0	0	.000	34	54	.630	94	109	203	6.3	88	2	12	33	46	15	230	7.2





BLAIR SCHAEFER

Guard | 5-7 | Senior
Starkville, Miss. | Starkville HS

1

CAREER HIGHS

Points 21, vs. Troy (3-17-17)
Rebounds 7, vs. Southern Miss (11-19-17)
FG Made..... 6, 3x, last vs. DePaul (3-19-17)
FG Attempts 12, 2x, last vs. Washington (3-24-17)
3PT FG Made 4, 6x, last vs. Georgia State (11-16-17)
3PT FG Attempts..... 9, vs. SE Louisiana (12-28-15)
FT Made 5, vs. Troy (3-17-17)
FT Attempts..... 6, vs. Troy (3-17-17)
Assists..... 5, vs. MVSU (12-15-14)
Blocks 2, vs. ULM (11-25-14)
Steals 4, vs. MVSU (11-24-15)

SEC HIGHS

Points 9, at Tennessee (1-8-17)
Rebounds 2, 7x, last at Tennessee (1-8-17)
FG Made..... 3, at Tennessee (1-8-17)
FG Attempts 8, vs. Florida (1-12-17)
3PT FG Made 3, at Tennessee (1-8-17)
3PT FG Attempts..... 7, vs. Florida (1-12-17)
FT Made 2, 5x, last at Kentucky (2-23-17)
FT Attempts..... 4, vs. Tennessee (1-28-16)
Assists..... 3, vs. Vanderbilt (1-29-15)
Blocks —
Steals 3, at Alabama (1-19-17)

SCHAEFER'S 2017-18 GAME-BY-GAME (* — INDICATES GAME STARTED)

Opponent	Min.	FG-A	3PT-A	FT-A	O-D-T	PF	Ast.	TO	Blk.	Stl.	Pts.
*Virginia	18	0-5	0-4	0-0	1-0-1	2	2	1	0	1	0
*Georgia State	32	4-8	4-8	2-2	0-2-2	3	2	2	0	2	14
*Southern Miss	28	3-9	3-7	1-2	4-3-7	2	4	3	0	0	10
vs. Arizona State											
vs. Columbia											
vs. Green Bay											
vs. Louisiana											
Oklahoma State											
Little Rock											
Oregon											
Maine											
at UNLV											
vs. Syracuse											
Miss. Valley St.											
at Georgia											
Arkansas											
at LSU											
Ole Miss											
Alabama											
at Tennessee											
Florida											
at Ole Miss											
at Missouri											
South Carolina											
at Florida											
Kentucky											
at Vanderbilt											
Texas A&M											
Auburn											
at Kentucky											

SCHAEFER'S BULLDOG BITES

- Named to SEC Community Service Team the last two years
- Three-time SEC Academic Honor Roll
- 9th at MSU in career 3-point field goal percentage (35.6%)
- Chipped in 14 points against Georgia State, making 4 3-pointers
- Knocked down a trio of 3-pointers in a 10-point effort vs. Southern Miss

BLAIR SCHAEFER'S CAREER STATISTICS

ALL GAMES

Year	GP	GS	Min	Avg	Total			3-Point			F-Throw			Rebounds				PF	FO	Ast	TO	Blk	Stl	Pts	Avg
					FG	FGA	Pct	FG	FGA	Pct	FT	FTA	Pct	Off	Def	Tot	Avg								
2014-15	24	0	162	6.8	16	49	.327	11	38	.289	18	19	.947	0	20	20	0.8	24	0	20	15	2	8	61	2.5
2015-16	33	0	318	9.6	30	98	.306	24	71	.338	8	14	.571	10	17	27	0.8	26	0	14	13	0	10	92	2.8
2016-17	39	4	551	14.1	58	163	.356	43	111	.387	33	39	.846	5	36	41	1.1	38	0	20	22	1	14	192	4.9
2017-18	3	3	78	26.0	7	22	.318	7	19	.368	3	4	.750	5	5	10	3.3	7	0	8	6	0	3	24	8.0
TOTAL	99	7	1109	11.2	111	332	.334	85	239	.356	62	76	.816	20	78	98	1.0	95	0	62	56	3	35	369	3.7

SEC GAMES

Year	GP	GS	Min	Avg	Total			3-Point			F-Throw			Rebounds				PF	FO	Ast	TO	Blk	Stl	Pts	Avg
					FG	FGA	Pct	FG	FGA	Pct	FT	FTA	Pct	Off	Def	Tot	Avg								
2014-15	7	0	23	3.3	2	11	.182	2	10	.200	5	6	.833	0	2	2	0.3	2	0	3	0	0	0	11	1.6
2015-16	15	0	88	5.9	8	26	.308	6	19	.316	3	6	.500	5	4	9	0.6	13	0	1	3	0	0	25	1.7
2016-17	16	0	176	11.0	16	52	.308	12	38	.316	4	6	.667	4	8	12	0.8	12	0	7	9	0	4	48	3.0
TOTAL	38	0	287	7.6	26	89	.292	20	67	.299	12	18	.667	9	14	23	0.6	27	0	11	12	0	4	84	2.2





BRE'AMBER SCOTT

Guard | 5-11 | Freshman
Little Rock, Ark. | Central HS

23

CAREER HIGHS

Points 1, vs. Georgia State (11-16-17)
Rebounds —
FG Made —
FG Attempts 4, vs. Georgia State (11-16-17)
3PT FG Made —
3PT FG Attempts 2, vs. Georgia State (11-16-17)
FT Made 1, vs. Georgia State (11-16-17)
FT Attempts 2, 2x, last vs. Southern Miss (11-19-17)
Assists —
Blocks —
Steals 1, 2x, last vs. Southern Miss (11-19-17)

SEC HIGHS

Points —
Rebounds —
FG Made —
FG Attempts —
3PT FG Made —
3PT FG Attempts —
FT Made —
FT Attempts —
Assists —
Blocks —
Steals —

SCOTT'S 2017-18 GAME-BY-GAME (* — INDICATES GAME STARTED)												
Opponent	Min.	FG-A	3PT-A	FT-A	O-D-T	PF	Ast.	TO	Blk.	Stl.	Pts.	
Virginia	1	0-0	0-0	0-0	0-0-0	0	0	1	0	0	0	
Georgia State	11	0-4	0-2	1-2	0-0-0	2	0	4	0	1	1	
Southern Miss	7	0-1	0-1	0-2	0-0-0	0	1	0	0	1	0	
vs. Arizona State												
vs. Columbia												
vs. Green Bay												
vs. Louisiana												
Oklahoma State												
Little Rock												
Oregon												
Maine												
at UNLV												
vs. Syracuse												
Miss. Valley St.												
at Georgia												
Arkansas												
at LSU												
Ole Miss												
Alabama												
at Tennessee												
Florida												
at Ole Miss												
at Missouri												
South Carolina												
at Florida												
Kentucky												
at Vanderbilt												
Texas A&M												
Auburn												
at Kentucky												

SCOTT'S BULLDOG BITES

- Played 11 minutes against Georgia State, drawing two charges

BRE'AMBER SCOTT'S CAREER STATISTICS

ALL GAMES

Year	GP	GS	Min	Avg	Total			3-Point			F-Throw			Rebounds				PF	FO	Ast	TO	Blk	Stl	Pts	Avg
					FG	FGA	Pct	FG	FGA	Pct	FT	FTA	Pct	Off	Def	Tot	Avg								
2017-18	3	0	19	6.3	0	5	.000	0	3	.000	1	4	.250	0	0	0	0.0	2	0	1	5	0	2	1	0.3
TOTAL	3	0	19	6.3	0	5	.000	0	3	.000	1	4	.250	0	0	0	0.0	2	0	1	5	0	2	1	0.3

SEC GAMES

Year	GP	GS	Min	Avg	Total			3-Point			F-Throw			Rebounds				PF	FO	Ast	TO	Blk	Stl	Pts	Avg
					FG	FGA	Pct	FG	FGA	Pct	FT	FTA	Pct	Off	Def	Tot	Avg								
2017-18																									
TOTAL																									





NYAH TATE

Guard | 6-0 | Freshman
Terry, Miss. | Terry HS

20

CAREER HIGHS

Points	4, vs. Georgia State (11-16-17)
Rebounds	—
FG Made	1, vs. Georgia State (11-16-17)
FG Attempts	3, 2x, last vs. Southern Miss (11-19-17)
3PT FG Made	—
3PT FG Attempts	1, vs. Georgia State (11-16-17)
FT Made	2, vs. Georgia State (11-16-17)
FT Attempts	4, vs. Georgia State (11-16-17)
Assists	—
Blocks	—
Steals	—

SEC HIGHS

Points	—
Rebounds	—
FG Made	—
FG Attempts	—
3PT FG Made	—
3PT FG Attempts	—
FT Made	—
FT Attempts	—
Assists	—
Blocks	—
Steals	—

TATE'S 2017-18 GAME-BY-GAME (* — INDICATES GAME STARTED)

Opponent	Min.	FG-A	3PT-A	FT-A	O-D-T	PF	Ast.	TO	Blk.	Stl.	Pts.
Virginia	1	0-0	0-0	0-0	0-0-0	0	0	0	0	0	0
Georgia State	9	1-3	0-1	2-4	0-0-0	0	0	1	0	0	4
Southern Miss	5	0-3	0-0	0-0	0-0-0	0	0	0	0	0	0
vs. Arizona State											
vs. Columbia											
vs. Green Bay											
vs. Louisiana											
Oklahoma State											
Little Rock											
Oregon											
Maine											
at UNLV											
vs. Syracuse											
Miss. Valley St.											
at Georgia											
Arkansas											
at LSU											
Ole Miss											
Alabama											
at Tennessee											
Florida											
at Ole Miss											
at Missouri											
South Carolina											
at Florida											
Kentucky											
at Vanderbilt											
Texas A&M											
Auburn											
at Kentucky											

TATE'S BULLDOG BITES

- Tallied 4 points in her 2nd collegiate contest, a win against Georgia State

NYAH TATE'S CAREER STATISTICS

ALL GAMES

Year	GP	GS	Min	Avg	Total			3-Point			F-Throw			Rebounds				PF	FO	Ast	TO	Blk	Stl	Pts	Avg
					FG	FGA	Pct	FG	FGA	Pct	FT	FTA	Pct	Off	Def	Tot	Avg								
2017-18	3	0	15	5.0	1	6	.167	0	1	.000	2	4	.500	0	0	0	0.0	0	0	0	1	0	0	4	1.3
TOTAL	3	0	15	5.0	1	6	.167	0	1	.000	2	4	.500	0	0	0	0.0	0	0	0	1	0	0	4	1.3

SEC GAMES

Year	GP	GS	Min	Avg	Total			3-Point			F-Throw			Rebounds				PF	FO	Ast	TO	Blk	Stl	Pts	Avg
					FG	FGA	Pct	FG	FGA	Pct	FT	FTA	Pct	Off	Def	Tot	Avg								
2017-18																									
TOTAL																									





MYAH TAYLOR

Guard | 5-7 | Freshman
Olive Branch, Miss. | Olive Branch HS

3

CAREER HIGHS

Points	—
Rebounds	—
FG Made	—
FG Attempts	—
3PT FG Made	—
3PT FG Attempts	—
FT Made	—
FT Attempts	—
Assists	—
Blocks	—
Steals	—

SEC HIGHS

Points	—
Rebounds	—
FG Made	—
FG Attempts	—
3PT FG Made	—
3PT FG Attempts	—
FT Made	—
FT Attempts	—
Assists	—
Blocks	—
Steals	—

TAYLOR'S 2017-18 GAME-BY-GAME (* — INDICATES GAME STARTED)

Opponent	Min.	FG-A	3PT-A	FT-A	O-D-T	PF	Ast.	TO	Blk.	Stl.	Pts.
Virginia	—	DID NOT PLAY	—	—	—	—	—	—	—	—	—
Georgia State	—	DID NOT PLAY	—	—	—	—	—	—	—	—	—
Southern Miss	—	DID NOT PLAY	—	—	—	—	—	—	—	—	—
vs. Arizona State											
vs. Columbia											
vs. Green Bay											
vs. Louisiana											
Oklahoma State											
Little Rock											
Oregon											
Maine											
at UNLV											
vs. Syracuse											
Miss. Valley St.											
at Georgia											
Arkansas											
at LSU											
Ole Miss											
Alabama											
at Tennessee											
Florida											
at Ole Miss											
at Missouri											
South Carolina											
at Florida											
Kentucky											
at Vanderbilt											
Texas A&M											
Auburn											
at Kentucky											

TAYLOR'S BULLDOG BITES

- Nominated for McDonald's All-American
- 5-star point guard
- 3rd Team All-USA selection by USA Today
- 3-time Mississippi Gatorade Player of the Year
- 2-time Clarion-Ledger Female Athlete of the Year
- 3-time Commercial Appeal Player of the Year
- Averaged 19.4 points, 7.2 assists, 5.4 steals in her prep career

MYAH TAYLOR'S CAREER STATISTICS

ALL GAMES

Year	GP	GS	Min	Avg	Total			3-Point			F-Throw			Rebounds				PF	FO	Ast	TO	Blk	Stl	Pts	Avg			
					FG	FGA	Pct	FG	FGA	Pct	FT	FTA	Pct	Off	Def	Tot	Avg											
2017-18																												
TOTAL																												

SEC GAMES

Year	GP	GS	Min	Avg	Total			3-Point			F-Throw			Rebounds				PF	FO	Ast	TO	Blk	Stl	Pts	Avg			
					FG	FGA	Pct	FG	FGA	Pct	FT	FTA	Pct	Off	Def	Tot	Avg											
2017-18																												
TOTAL																												





VICTORIA VIVIANS

Guard | 6-1 | Senior
Carthage, Miss. | Scott Central HS

35

CAREER HIGHS

Points	39, at Kentucky (2-12-15)
Rebounds	12, 3x, last vs. LSU (1-1-17)
FG Made	13, 2x, last at Louisiana Tech (12-13-15)
FG Attempts	29, at Kentucky (2-12-15)
3PT FG Made	7, at Louisiana Tech (12-13-15)
3PT FG Attempts	15, 2x, last vs. Auburn (1-7-16)
FT Made	10, 2x, last at Texas A&M (2-19-17)
FT Attempts	11, 3x, last at Texas A&M (2-19-17)
Assists	6, vs. Baylor (3-26-17)
Blocks	2, 7x, last at Kentucky (2-23-17)
Steals	5, 3x, last at Tennessee (1-8-17)

SEC HIGHS

Points	39, at Kentucky (2-12-15)
Rebounds	12, vs. LSU (1-1-17)
FG Made	13, at Kentucky (2-12-15)
FG Attempts	29, at Kentucky (2-12-15)
3PT FG Made	5, 2x, last at Kentucky (2-12-15)
3PT FG Attempts	15, vs. Auburn (1-7-16)
FT Made	10, at Texas A&M (2-19-17)
FT Attempts	11, 2x, last at Texas A&M (2-19-17)
Assists	5, at Ole Miss (2-12-17)
Blocks	2, 5x, last at Kentucky (2-23-17)
Steals	5, 2x, last at Tennessee (1-8-17)

VIVIANS' 2017-18 GAME-BY-GAME (* — INDICATES GAME STARTED)												
Opponent	Min.	FG-A	3PT-A	FT-A	O-D-T	PF	Ast.	TO	Blk.	Stl.	Pts.	
*Virginia	37	8-15	3-9	3-3	2-5-7	3	2	4	1	1	22	
*Georgia State	24	7-10	0-2	5-6	1-2-3	2	2	2	1	3	19	
*Southern Miss	26	6-12	2-4	1-1	0-5-5	1	0	3	0	1	15	
vs. Arizona State												
vs. Columbia												
vs. Green Bay												
vs. Louisiana												
Oklahoma State												
Little Rock												
Oregon												
Maine												
at UNLV												
vs. Syracuse												
Miss. Valley St.												
at Georgia												
Arkansas												
at LSU												
Ole Miss												
Alabama												
at Tennessee												
Florida												
at Ole Miss												
at Missouri												
South Carolina												
at Florida												
Kentucky												
at Vanderbilt												
Texas A&M												
Auburn												
at Kentucky												

VIVIANS' BULLDOG BITES

- Preseason 1st Team All-SEC by league media and coaches
- Wooden Award Top 30 Watch List
- 2018 Ann Meyers Drysdale Award Watch List (nation's top shooting guard)
- 3rd at MSU, 3rd among active NCAA Division I players and 1st among current SEC players in career scoring (1,810 pts.)
- Paced MSU to a season-opening win against Virginia with 22 points and 7 rebounds against Virginia in the season opener
- Tallied 19 points on 7-of-10 shooting and had 3 steals against Georgia State
- Tallied 15 points against Southern Miss, going 6-of-12 from the field, and grabbed 5 rebounds

VICTORIA VIVIANS' CAREER STATISTICS

ALL GAMES

Year	GP	GS	Min	Avg	Total			3-Point			F-Throw			Rebounds				PF	FO	Ast	TO	Blk	Stl	Pts	Avg
					FG	FGA	Pct	FG	FGA	Pct	FT	FTA	Pct	Off	Def	Tot	Avg								
2014-15	34	34	891	26.2	171	465	.368	69	211	.327	94	126	.746	51	119	170	5.0	81	3	34	60	15	47	505	14.9
2015-16	36	36	1120	31.1	233	610	.382	79	256	.309	71	97	.732	42	168	210	5.8	98	2	37	63	10	62	616	17.1
2016-17	39	36	1136	29.1	224	603	.371	64	228	.281	121	159	.761	32	133	165	4.2	78	2	58	68	10	53	633	16.2
2017-18	3	3	87	29.0	21	37	.568	5	15	.333	9	10	.900	3	12	15	5.0	6	0	4	9	2	5	56	18.7
TOTAL	112	109	3234	28.9	649	1715	.378	217	710	.306	295	392	.753	128	432	560	5.0	263	7	133	200	37	167	1810	16.2

SEC GAMES

Year	GP	GS	Min	Avg	Total			3-Point			F-Throw			Rebounds				PF	FO	Ast	TO	Blk	Stl	Pts	Avg
					FG	FGA	Pct	FG	FGA	Pct	FT	FTA	Pct	Off	Def	Tot	Avg								
2014-15	16	16	442	27.6	74	201	.368	29	89	.326	43	60	.717	21	47	68	4.3	39	0	13	29	10	17	220	13.8
2015-16	16	16	526	32.9	92	266	.346	25	100	.250	37	50	.740	17	90	107	6.7	51	2	16	29	3	29	246	15.4
2016-17	16	16	506	31.6	97	273	.355	27	100	.270	68	89	.764	17	65	82	5.1	33	0	19	30	8	27	289	18.1
TOTAL	48	48	1474	30.7	263	740	.355	81	289	.280	148	199	.744	55	202	257	5.4	123	2	48	88	21	73	755	15.7

2017 NCAA NATIONAL FINALIST



@HailStateWBK



Facebook.com/HailStateWBK



HailStateWBK



MORGAN WILLIAM

Guard | 5-5 | Senior
Birmingham, Ala. | Shades Valley HS

2

CAREER HIGHS

Points	41, vs. Baylor (3-26-17)
Rebounds	8, vs. Washington (3-24-17)
FG Made	13, vs. Baylor (3-26-17)
FG Attempts	22, vs. Baylor (3-26-17)
3PT FG Made	6, vs. Baylor (3-26-17)
3PT FG Attempts	8, vs. Baylor (3-26-17)
FT Made	13, 2x, last vs. Texas (11-20-16)
FT Attempts	16, vs. Arkansas State (11-16-14)
Assists	11, vs. Savannah St. (11-29-15)
Blocks	2, 2x, last at Kentucky (2-23-17)
Steals	5, 2x, last at Maine (11-12-16)

SEC HIGHS

Points	21, 2x, last at Tennessee (1-8-17)
Rebounds	6, 2x, last at Arkansas (1-5-17)
FG Made	7, 2x, last at Kentucky (2-23-17)
FG Attempts	17, vs. Tennessee (1-28-16)
3PT FG Made	2, 3x, last at Tennessee (1-8-17)
3PT FG Attempts	5, at Texas A&M (2-11-16)
FT Made	9, 3x, last at Texas A&M (2-11-16)
FT Attempts	12, at Arkansas (1-31-16)
Assists	9, vs. Texas A&M (1-29-17)
Blocks	2, at Kentucky (2-23-17)
Steals	4, 2x, last vs. LSU (1-1-17)

Opponent	Min.	FG-A	3PT-A	FT-A	O-D-T	PF	Ast.	TO	Blk.	Stl.	Pts.
*Virginia	29	1-4	0-1	0-0	1-5-6	3	8	0	0	2	2
*Georgia State	22	4-4	0-0	4-4	0-2-2	1	7	0	0	1	12
*Southern Miss	20	0-2	0-2	0-0	2-0-2	0	9	0	0	0	0
vs. Arizona State											
vs. Columbia											
vs. Green Bay											
vs. Louisiana											
Oklahoma State											
Little Rock											
Oregon											
Maine											
at UNLV											
vs. Syracuse											
Miss. Valley St.											
at Georgia											
Arkansas											
at LSU											
Ole Miss											
Alabama											
at Tennessee											
Florida											
at Ole Miss											
at Missouri											
South Carolina											
at Florida											
Kentucky											
at Vanderbilt											
Texas A&M											
Auburn											
at Kentucky											

WILLIAM'S BULLDOG BITES

- Preseason 1st Team All-SEC by league media and coaches
- Wooden Award Top 30 Watch List
- Nancy Lieberman Award Watch List for nation's top PG
- Started 78-consecutive games
- Leads MSU and is 9th in SEC records in career free-throw percentage (84.4%)
- 2nd at MSU in career free-throws made (428)
- State's all-time career assists leader with 504
- 19th at MSU in career scoring (1,096 points)
- Dished 8 assists against Virginia
- Tallied 12 points and had 7 assists against Georgia State
- Dished 9 assists, claiming the 500th of her career, in 20 turnover-free minutes against Southern Miss

MORGAN WILLIAM'S CAREER STATISTICS

ALL GAMES

Year	GP	GS	Min	Avg	Total			3-Point			F-Throw			Rebounds				PF	FO	Ast	TO	Blk	Stl	Pts	Avg
					FG	FGA	Pct	FG	FGA	Pct	FT	FTA	Pct	Off	Def	Tot	Avg								
2014-15	34	0	727	21.4	74	209	.354	17	53	.321	144	171	.842	22	39	61	1.8	67	0	123	103	7	49	309	9.1
2015-16	36	36	1075	29.9	95	296	.321	18	66	.273	141	167	.844	22	60	82	2.3	70	1	176	100	7	40	349	9.7
2016-17	39	39	1117	28.6	132	285	.463	21	58	.362	139	165	.842	16	66	82	2.1	78	1	181	78	6	60	424	10.9
2017-18	3	3	71	23.7	5	10	.500	0	3	.000	4	4	1.000	3	7	10	3.3	4	0	24	0	0	3	14	4.7
TOTAL	112	78	2990	26.7	306	800	.383	56	180	.311	428	507	.844	63	172	235	2.1	219	2	504	281	20	152	1096	9.8

SEC GAMES

Year	GP	GS	Min	Avg	Total			3-Point			F-Throw			Rebounds				PF	FO	Ast	TO	Blk	Stl	Pts	Avg
					FG	FGA	Pct	FG	FGA	Pct	FT	FTA	Pct	Off	Def	Tot	Avg								
2014-15	16	0	345	21.6	30	95	.316	4	23	.174	52	61	.852	10	25	35	2.2	32	0	51	54	4	14	116	7.3
2015-16	16	16	529	33.1	48	149	.322	9	34	.265	70	86	.814	8	29	37	2.3	32	1	80	50	3	20	175	10.9
2016-17	16	16	483	30.2	48	115	.417	10	24	.417	46	55	.836	5	31	36	2.3	40	1	86	30	2	26	152	9.5
TOTAL	48	32	1357	28.3	126	359	.351	23	81	.284	168	202	.832	23	85	108	2.3	104	2	217	134	9	60	443	9.2

2017 NCAA NATIONAL FINALIST



@HailStateWBK



Facebook.com/HailStateWBK



HailStateWBK



AMESHYA WILLIAMS

Forward | 6-1 | Sophomore
Gulfport, Miss. | West Harrison HS

4

CAREER HIGHS

Points 15, vs. Troy (3-17-17)
Rebounds 8, vs. San Jose State (11-26-16)
FG Made 5, 3x, last vs. Troy (3-17-17)
FG Attempts 9, vs. Northwestern State (12-28-16)
3PT FG Made —
3PT FG Attempts —
FT Made 5, vs. Troy (3-17-17)
FT Attempts 5, 3x, last vs. Troy (3-17-17)
Assists 1, vs. Alabama State (12-20-16)
Blocks 3, 3x, last vs. Troy (3-17-17)
Steals 3, 2x, last vs. Virginia (11-10-17)

SEC HIGHS

Points 21, 2x, last at Tennessee (1-8-17)
Rebounds 6, 2x, last at Arkansas (1-5-17)
FG Made 7, 2x, last at Kentucky (2-23-17)
FG Attempts 17, vs. Tennessee (1-28-16)
3PT FG Made 2, 3x, last at Tennessee (1-8-17)
3PT FG Attempts 5, at Texas A&M (2-11-16)
FT Made 9, 3x, last at Texas A&M (2-11-16)
FT Attempts 12, at Arkansas (1-31-16)
Assists 9, vs. Texas A&M (1-29-17)
Blocks 2, at Kentucky (2-23-17)
Steals 4, 2x, last vs. LSU (1-1-17)

WILLIAMS' 2017-18 GAME-BY-GAME (* — INDICATES GAME STARTED)												
Opponent	Min.	FG-A	3PT-A	FT-A	O-D-T	PF	Ast.	TO	Blk.	Stl.	Pts.	
Virginia	15	2-5	0-0	0-0	1-4-5	1	0	2	2	3	4	
Georgia State	— DID NOT PLAY —											
Southern Miss	— DID NOT PLAY —											
vs. Arizona State												
vs. Columbia												
vs. Green Bay												
vs. Louisiana												
Oklahoma State												
Little Rock												
Oregon												
Maine												
at UNLV												
vs. Syracuse												
Miss. Valley St.												
at Georgia												
Arkansas												
at LSU												
Ole Miss												
Alabama												
at Tennessee												
Florida												
at Ole Miss												
at Missouri												
South Carolina												
at Florida												
Kentucky												
at Vanderbilt												
Texas A&M												
Auburn												
at Kentucky												

WILLIAMS' BULLDOG BITES

- Tallied 4 points and 5 rebounds to go with 2 blocks against Virginia.
- Selected to the SEC First-Year Honor Roll

AMESHYA WILLIAMS' CAREER STATISTICS

ALL GAMES

Year	GP	GS	Min	Avg	Total			3-Point			F-Throw			Rebounds				PF	FO	Ast	TO	Blk	Stl	Pts	Avg
					FG	FGA	Pct	FG	FGA	Pct	FT	FTA	Pct	Off	Def	Tot	Avg								
2016-17	27	0	132	4.9	27	61	.443	0	0	.000	27	39	.692	29	31	60	2.2	15	0	1	13	13	13	81	3.0
2017-18	1	0	15	15.0	2	5	.400	0	0	.000	0	0	.000	1	4	5	5.0	1	0	0	2	2	3	4	4.0
TOTAL	28	0	147	5.3	29	66	.439	0	0	.000	27	39	.692	30	35	65	2.3	16	0	1	15	15	16	85	3.0

SEC GAMES

Year	GP	GS	Min	Avg	Total			3-Point			F-Throw			Rebounds				PF	FO	Ast	TO	Blk	Stl	Pts	Avg
					FG	FGA	Pct	FG	FGA	Pct	FT	FTA	Pct	Off	Def	Tot	Avg								
2016-17	13	0	34	2.6	4	12	.333	0	0	.000	2	8	.250	6	6	12	0.9	3	0	0	4	1	3	10	0.8
TOTAL	13	0	34	2.6	4	12	.333	0	0	.000	2	8	.250	6	6	12	0.9	3	0	0	4	1	3	10	0.8



MISSISSIPPI STATE BASKETBALL
Mississippi State Combined Team Statistics (as of Nov 19, 2017)
All games

RECORD:	OVERALL	HOME	AWAY	NEUTRAL
ALL GAMES	3-0	3-0	0-0	0-0
CONFERENCE	0-0	0-0	0-0	0-0
NON-CONFERENCE	3-0	3-0	0-0	0-0

##	Player	gp-gs	min	avg	Total		3-Point		F-Throw		Rebounds				pf	dq	a	to	blk	stl	pts	avg		
					fg-fga	fg%	3fg-fga	3fg%	ft-fa	ft%	off	def	tot	avg										
11	Roshunda Johnson	3-3	73	24.3	20-40	.500	12-24	.500	4-5	.800	3	2	5	1.7	7	0	9	5	1	7	56	18.7		
35	Victoria Vivians	3-3	87	29.0	21-37	.568	5-15	.333	9-10	.900	3	12	15	5.0	6	0	4	9	2	5	56	18.7		
15	Teaira McCowan	3-3	73	24.3	18-29	.621	0-0	.000	7-14	.500	13	12	25	8.3	8	0	1	6	7	1	43	14.3		
55	Chloe Bibby	3-0	67	22.3	12-22	.545	4-8	.500	1-1	1.000	5	8	13	4.3	4	0	3	2	0	2	29	9.7		
01	Blair Schaefer	3-3	78	26.0	7-22	.318	7-19	.368	3-4	.750	5	5	10	3.3	7	0	8	6	0	3	24	8.0		
25	Zion Campbell	2-0	37	18.5	7-9	.778	0-0	.000	1-2	.500	5	11	16	8.0	3	0	1	1	1	1	15	7.5		
10	Jazzmun Holmes	3-0	51	17.0	5-11	.455	1-1	1.000	7-12	.583	5	1	6	2.0	3	0	13	4	2	8	18	6.0		
02	Morgan William	3-3	71	23.7	5-10	.500	0-3	.000	4-4	1.000	3	7	10	3.3	4	0	24	0	0	3	14	4.7		
04	Ameshya Williams	1-0	15	15.0	2-5	.400	0-0	.000	0-0	.000	1	4	5	5.0	1	0	0	2	2	3	4	4.0		
20	Nyah Tate	3-0	15	5.0	1-6	.167	0-1	.000	2-4	.500	0	0	0	0.0	0	0	0	1	0	0	4	1.3		
21	Jonika Garvin	3-0	14	4.7	0-1	.000	0-0	.000	1-2	.500	1	3	4	1.3	1	0	1	2	0	0	1	0.3		
23	Bre'Amber Scott	3-0	19	6.3	0-5	.000	0-3	.000	1-4	.250	0	0	0	0.0	2	0	1	5	0	2	1	0.3		
Team											6	2	8											
Total.....		3	600		98-197	.497	29-74	.392	40-62	.645	50	67	117	39.0	46	0	65	43	15	35	265	88.3		
Opponents.....		3	600		57-144	.396	11-31	.355	34-41	.829	21	62	83	27.7	70	-	27	77	9	19	159	53.0		

TEAM STATISTICS	MS	OPP	Date	Opponent	Score	Att.
SCORING	265	159	11/10/17	VIRGINIA	w 68-53	6811
Points per game	88.3	53.0	11/16/17	GEORGIA STATE	w 106-50	4584
Scoring margin	+35.3	-	11/19/17	SOUTHERN MISS	w 91-56	5321
FIELD GOALS-ATT	98-197	57-144	* - Conference game			
Field goal pct	.497	.396				
3 POINT FG-ATT	29-74	11-31				
3-point FG pct	.392	.355				
3-pt FG made per game	9.7	3.7				
FREE THROWS-ATT	40-62	34-41				
Free throw pct	.645	.829				
F-Throws made per game	13.3	11.3				
REBOUNDS	117	83				
Rebounds per game	39.0	27.7				
Rebounding margin	+11.3	-				
ASSISTS	65	27				
Assists per game	21.7	9.0				
TURNOVERS	43	77				
Turnovers per game	14.3	25.7				
Turnover margin	+11.3	-				
Assist/turnover ratio	1.5	0.4				
STEALS	35	19				
Steals per game	11.7	6.3				
BLOCKS	15	9				
Blocks per game	5.0	3.0				
ATTENDANCE	16716	0				
Home games-Avg/Game	3-5572	0-0				
Neutral site-Avg/Game	-	0-0				

Score by Periods	1st	2nd	3rd	4th	Totals
Mississippi State	75	69	75	46	265
Opponents	29	42	48	40	159

MISSISSIPPI STATE BASKETBALL
Mississippi State Category Leaders (as of Nov 19, 2017)
All games

Points	G	Pts	Pts/G	Scoring Average	G	Pts	Avg/G
Victoria Vivians	3	56	18.7	Victoria Vivians	3	56	18.7
Roshunda Johnson	3	56	18.7	Roshunda Johnson	3	56	18.7
Teaira McCowan	3	43	14.3	Teaira McCowan	3	43	14.3
Chloe Bibby	3	29	9.7	Chloe Bibby	3	29	9.7
Blair Schaefer	3	24	8.0	Blair Schaefer	3	24	8.0
Jazzmun Holmes	3	18	6.0	Zion Campbell	2	15	7.5
Zion Campbell	2	15	7.5	Jazzmun Holmes	3	18	6.0
Morgan William	3	14	4.7	Morgan William	3	14	4.7
Ameshya Williams	1	4	4.0	Ameshya Williams	1	4	4.0
Nyah Tate	3	4	1.3	Nyah Tate	3	4	1.3
Bre'Amber Scott	3	1	0.3	Jonika Garvin	3	1	0.3
Jonika Garvin	3	1	0.3	Bre'Amber Scott	3	1	0.3

FG Percentage	FG	Att	Pct	Field Goal Attempts	G	Att	Att/G
Zion Campbell	7	9	.778	Roshunda Johnson	3	40	13.3
Teaira McCowan	18	29	.621	Victoria Vivians	3	37	12.3
Victoria Vivians	21	37	.568	Teaira McCowan	3	29	9.7
Chloe Bibby	12	22	.545	Chloe Bibby	3	22	7.3
Roshunda Johnson	20	40	.500	Blair Schaefer	3	22	7.3
Morgan William	5	10	.500				
Jazzmun Holmes	5	11	.455	Field Goals Made	G	Made	Made/G
Ameshya Williams	2	5	.400	Victoria Vivians	3	21	7.0
Blair Schaefer	7	22	.318	Roshunda Johnson	3	20	6.7
Nyah Tate	1	6	.167	Teaira McCowan	3	18	6.0
Bre'Amber Scott	0	5	.000	Chloe Bibby	3	12	4.0
Jonika Garvin	0	1	.000	Blair Schaefer	3	7	2.3
				Zion Campbell	2	7	3.5

3-Point Percentage	3FG	Att	Pct	3-Point FG Attempts	G	Att	Att/G
Jazzmun Holmes	1	1	1.000	Roshunda Johnson	3	24	8.0
Roshunda Johnson	12	24	.500	Blair Schaefer	3	19	6.3
Chloe Bibby	4	8	.500	Victoria Vivians	3	15	5.0
Blair Schaefer	7	19	.368	Chloe Bibby	3	8	2.7
Victoria Vivians	5	15	.333	Bre'Amber Scott	3	3	1.0
Bre'Amber Scott	0	3	.000	Morgan William	3	3	1.0
Nyah Tate	0	1	.000				
Morgan William	0	3	.000	3-Point FG Made	G	Made	Made/G
				Roshunda Johnson	3	12	4.0
				Blair Schaefer	3	7	2.3
				Victoria Vivians	3	5	1.7
				Chloe Bibby	3	4	1.3
				Jazzmun Holmes	3	1	0.3

Free Throw Percent	FG	Att	Pct	Free Throw Attempts	G	Att	Att/G
Morgan William	4	4	1.000	Teaira McCowan	3	14	4.7
Chloe Bibby	1	1	1.000	Jazzmun Holmes	3	12	4.0
Victoria Vivians	9	10	.900	Victoria Vivians	3	10	3.3
Roshunda Johnson	4	5	.800	Roshunda Johnson	3	5	1.7
Blair Schaefer	3	4	.750	Bre'Amber Scott	3	4	1.3
Jazzmun Holmes	7	12	.583	Morgan William	3	4	1.3
Jonika Garvin	1	2	.500	Nyah Tate	3	4	1.3
Zion Campbell	1	2	.500	Blair Schaefer	3	4	1.3
Nyah Tate	2	4	.500				
Teaira McCowan	7	14	.500	Free Throws Made	G	Made	Made/G
Bre'Amber Scott	1	4	.250	Victoria Vivians	3	9	3.0
				Jazzmun Holmes	3	7	2.3
				Teaira McCowan	3	7	2.3
				Morgan William	3	4	1.3
				Roshunda Johnson	3	4	1.3

MISSISSIPPI STATE BASKETBALL
Mississippi State Category Leaders (as of Nov 19, 2017)
All games

Rebounds	G	Reb	Reb/G
Teaira McCowan	3	25	8.3
Zion Campbell	2	16	8.0
Victoria Vivians	3	15	5.0
Chloe Bibby	3	13	4.3
Morgan William	3	10	3.3
Blair Schaefer	3	10	3.3

Rebound Average	G	Reb	Avg/G
Teaira McCowan	3	25	8.3
Zion Campbell	2	16	8.0
Victoria Vivians	3	15	5.0
Ameshya Williams	1	5	5.0
Chloe Bibby	3	13	4.3

Offensive Rebounds	G	No.	Avg/G
Teaira McCowan	3	13	4.3
Chloe Bibby	3	5	1.7
Jazzmun Holmes	3	5	1.7
Zion Campbell	2	5	2.5
Blair Schaefer	3	5	1.7

Defensive Rebounds	G	No.	Avg/G
Teaira McCowan	3	12	4.0
Victoria Vivians	3	12	4.0
Zion Campbell	2	11	5.5
Chloe Bibby	3	8	2.7
Morgan William	3	7	2.3

Fouls	G	No.	Per/G
Teaira McCowan	3	8	2.7
Roshunda Johnson	3	7	2.3
Blair Schaefer	3	7	2.3
Victoria Vivians	3	6	2.0
Morgan William	3	4	1.3
Chloe Bibby	3	4	1.3

Foulsouts	G	No.
-----------	---	-----

Assists	G	No.	Ast/G
Morgan William	3	24	8.0
Jazzmun Holmes	3	13	4.3
Roshunda Johnson	3	9	3.0
Blair Schaefer	3	8	2.7
Victoria Vivians	3	4	1.3

Steals	G	No.	Stl/G
Jazzmun Holmes	3	8	2.7
Roshunda Johnson	3	7	2.3
Victoria Vivians	3	5	1.7
Morgan William	3	3	1.0
Blair Schaefer	3	3	1.0
Ameshya Williams	1	3	3.0

Blocked Shots	G	No.	Blk/G
Teaira McCowan	3	7	2.3
Victoria Vivians	3	2	0.7
Jazzmun Holmes	3	2	0.7
Ameshya Williams	1	2	2.0
Zion Campbell	2	1	0.5
Roshunda Johnson	3	1	0.3

Minutes	G	No.	Min/G
Victoria Vivians	3	87	29.0
Blair Schaefer	3	78	26.0
Teaira McCowan	3	73	24.3
Roshunda Johnson	3	73	24.3
Morgan William	3	71	23.7

Turnovers	G	No.	TO/G
Victoria Vivians	3	9	3.0
Teaira McCowan	3	6	2.0
Blair Schaefer	3	6	2.0
Roshunda Johnson	3	5	1.7
Bre'Amber Scott	3	5	1.7

MISSISSIPPI STATE BASKETBALL
Mississippi State Team Game-by-Game (as of Nov 19, 2017)
All games

TEAM STATISTICS

Opponent	Date	Score		Total		3-Pointers		Free throws		Rebounds				pf	a	t/o	blk	stl	pts	avg
				fg-fga	pct	3fg-fga	pct	ft-fta	pct	off	def	tot	avg							
VIRGINIA	11/10/17	68-53	W	25-63	.397	9-27	.333	9-11	.818	13	22	35	35.0	18	16	17	8	14	68	68.0
GEORGIA STATE	11/16/17	106-50	W	40-61	.656	7-18	.389	19-32	.594	14	24	38	36.5	21	24	16	4	12	106	87.0
SOUTHERN MISS	11/19/17	91-56	W	33-73	.452	13-29	.448	12-19	.632	23	21	44	39.0	7	25	10	3	9	91	88.3
Mississippi State		265		98-197	.497	29-74	.392	40-62	.645	50	67	117	39.0	46	65	43	15	35	265	88.3
Opponents		159		57-144	.396	11-31	.355	34-41	.829	21	62	83	27.7	70	27	77	9	19	159	53.0

Games played: 3
Points/game: 88.3
FG Pct: 49.7
3FG Pct: 39.2
FT Pct: 64.5

Rebounds/game: 39.0
Assists/game: 21.7
Turnovers/game: 14.3
Assist/turnover ratio: 1.5
Steals/game: 11.7
Blocks/game: 5.0

MISSISSIPPI STATE BASKETBALL
Mississippi State Opponent Game-by-Game (as of Nov 19, 2017)
All games

OPPONENT STATISTICS

Opponent	Date	Score		Total		3-Pointers		Free throws		Rebounds				pf	a	t/o	blk	stl	pts	avg
				fg-fga	pct	3fg-fga	pct	ft-fa	pct	off	def	tot	avg							
VIRGINIA	11/10/17	68-53	W	19-48	.396	3-9	.333	12-15	.800	7	27	34	34.0	22	7	23	5	6	53	53.0
GEORGIA STATE	11/16/17	106-50	W	15-47	.319	3-8	.375	17-20	.850	8	13	21	27.5	25	8	28	0	6	50	51.5
SOUTHERN MISS	11/19/17	91-56	W	23-49	.469	5-14	.357	5-6	.833	6	22	28	27.7	23	12	26	4	7	56	53.0
Opponents		159		57-144	.396	11-31	.355	34-41	.829	21	62	83	27.7	70	27	77	9	19	159	53.0
Mississippi State		265		98-197	.497	29-74	.392	40-62	.645	50	67	117	39.0	46	65	43	15	35	265	88.3

Games played: 3
Points/game: 53.0
FG Pct: 39.6
3FG Pct: 35.5
FT Pct: 82.9

Rebounds/game: 27.7
Assists/game: 9.0
Turnovers/game: 25.7
Assist/turnover ratio: 0.4
Steals/game: 6.3
Blocks/game: 3.0

MISSISSIPPI STATE BASKETBALL
Mississippi State Points-Rebounds-Assists (as of Nov 19, 2017)
All games

Opponent	Date	Score		01 SCHAEFER,B	02 WILLIAM,MO	04 WILLIAMS,A	10 HOLMES,JAZ	11 JOHNSON,RO	15 MCCOWAN,TE	20 TATE,NYAH
VIRGINIA	11/10/17	68-53	w	0-1-2	2-6-8	4-5-0	2-0-1	18-0-2	7-10-1	0-0-0
GEORGIA STATE	11/16/17	106-50	w	14-2-2	12-2-7	DNP	8-3-5	9-1-4	19-5-0	4-0-0
SOUTHERN MISS	11/19/17	91-56	w	10-7-4	0-2-9	DNP	8-3-7	29-4-3	17-10-0	0-0-0

Opponent	Date	Score		21 GARVIN,JON	23 SCOTT,BRE'	25 CAMPBELL,Z	35 VIVIANS,VI	55 BIBBY,CHLO
VIRGINIA	11/10/17	68-53	w	0-0-0	0-0-0	DNP	22-7-2	13-3-0
GEORGIA STATE	11/16/17	106-50	w	1-3-1	1-0-0	13-11-0	19-3-2	6-5-3
SOUTHERN MISS	11/19/17	91-56	w	0-1-0	0-0-1	2-5-1	15-5-0	10-5-0

MISSISSIPPI STATE BASKETBALL
Mississippi State Team High/Low Analysis (as of Nov 19, 2017)
All games

Mississippi State - TEAM GAME HIGHS

POINTS	106		GEORGIA STATE (11/16/17)
	91		SOUTHERN MISS (11/19/17)
	68		VIRGINIA (11/10/17)
FIELD GOALS MADE	40		GEORGIA STATE (11/16/17)
	33		SOUTHERN MISS (11/19/17)
FIELD GOAL ATTEMPTS	73		SOUTHERN MISS (11/19/17)
	63		VIRGINIA (11/10/17)
FIELD GOAL PERCENTAGE	.656	(40-61)	GEORGIA STATE (11/16/17)
	.452	(33-73)	SOUTHERN MISS (11/19/17)
3 PT FIELD GOALS MADE	13		SOUTHERN MISS (11/19/17)
	9		VIRGINIA (11/10/17)
3 PT FG ATTEMPTS	29		SOUTHERN MISS (11/19/17)
	27		VIRGINIA (11/10/17)
3 PT FG PERCENTAGE	.448	(13-29)	SOUTHERN MISS (11/19/17)
	.389	(7-18)	GEORGIA STATE (11/16/17)
FREE THROWS MADE	19		GEORGIA STATE (11/16/17)
	12		SOUTHERN MISS (11/19/17)
FREE THROW ATTEMPTS	32		GEORGIA STATE (11/16/17)
	19		SOUTHERN MISS (11/19/17)
FREE THROW PERCENTAGE	.818	(9-11)	VIRGINIA (11/10/17)
	.632	(12-19)	SOUTHERN MISS (11/19/17)
REBOUNDS	44		SOUTHERN MISS (11/19/17)
	38		GEORGIA STATE (11/16/17)
ASSISTS	25		SOUTHERN MISS (11/19/17)
	24		GEORGIA STATE (11/16/17)
STEALS	14		VIRGINIA (11/10/17)
	12		GEORGIA STATE (11/16/17)
BLOCKED SHOTS	8		VIRGINIA (11/10/17)
	4		GEORGIA STATE (11/16/17)
TURNOVERS	17		VIRGINIA (11/10/17)
	16		GEORGIA STATE (11/16/17)
FOULS	21		GEORGIA STATE (11/16/17)
	18		VIRGINIA (11/10/17)

MISSISSIPPI STATE BASKETBALL
Mississippi State High/Low Analysis (as of Nov 19, 2017)
All games

Opponent - GAME HIGHS

POINTS	56		SOUTHERN MISS (11/19/17)
	53		VIRGINIA (11/10/17)
	50		GEORGIA STATE (11/16/17)
FIELD GOALS MADE	23		SOUTHERN MISS (11/19/17)
	19		VIRGINIA (11/10/17)
FIELD GOAL ATTEMPTS	49		SOUTHERN MISS (11/19/17)
	48		VIRGINIA (11/10/17)
FIELD GOAL PERCENTAGE	.469	(23-49)	SOUTHERN MISS (11/19/17)
	.396	(19-48)	VIRGINIA (11/10/17)
3 PT FIELD GOALS MADE	5		SOUTHERN MISS (11/19/17)
	3		GEORGIA STATE (11/16/17)
	3		VIRGINIA (11/10/17)
3 PT FG ATTEMPTS	14		SOUTHERN MISS (11/19/17)
	9		VIRGINIA (11/10/17)
3 PT FG PERCENTAGE	.375	(3-8)	GEORGIA STATE (11/16/17)
	.357	(5-14)	SOUTHERN MISS (11/19/17)
FREE THROWS MADE	17		GEORGIA STATE (11/16/17)
	12		VIRGINIA (11/10/17)
FREE THROW ATTEMPTS	20		GEORGIA STATE (11/16/17)
	15		VIRGINIA (11/10/17)
FREE THROW PERCENTAGE	.850	(17-20)	GEORGIA STATE (11/16/17)
	.833	(5-6)	SOUTHERN MISS (11/19/17)
REBOUNDS	34		VIRGINIA (11/10/17)
	28		SOUTHERN MISS (11/19/17)
ASSISTS	12		SOUTHERN MISS (11/19/17)
	8		GEORGIA STATE (11/16/17)
STEALS	7		SOUTHERN MISS (11/19/17)
	6		GEORGIA STATE (11/16/17)
	6		VIRGINIA (11/10/17)
BLOCKED SHOTS	5		VIRGINIA (11/10/17)
	4		SOUTHERN MISS (11/19/17)
TURNOVERS	28		GEORGIA STATE (11/16/17)
	26		SOUTHERN MISS (11/19/17)
FOULS	25		GEORGIA STATE (11/16/17)
	23		SOUTHERN MISS (11/19/17)

MISSISSIPPI STATE BASKETBALL
Mississippi State Player High/Low Analysis (as of Nov 19, 2017)
All games

Mississippi State - INDIVIDUAL GAME HIGHS

Points	29		Roshunda Johnson vs Southern Miss (11/19/17)
	22		Victoria Vivians vs Virginia (11/10/17)
	19		Teaira McCowan vs Georgia State (11/16/17)
	19		Victoria Vivians vs Georgia State (11/16/17)
	18		Roshunda Johnson vs Virginia (11/10/17)
Field Goals Made	11		Roshunda Johnson vs Southern Miss (11/19/17)
	9		Teaira McCowan vs Georgia State (11/16/17)
Field Goal Att.	20		Roshunda Johnson vs Southern Miss (11/19/17)
	15		Roshunda Johnson vs Virginia (11/10/17)
	15		Victoria Vivians vs Virginia (11/10/17)
FG Pct (min 5 made)	1.000	(6-6)	Zion Campbell vs Georgia State (11/16/17)
	.900	(9-10)	Teaira McCowan vs Georgia State (11/16/17)
3-Point FG Made	5		Roshunda Johnson vs Southern Miss (11/19/17)
	4		Blair Schaefer vs Georgia State (11/16/17)
	4		Roshunda Johnson vs Virginia (11/10/17)
3-Point FG Att.	11		Roshunda Johnson vs Southern Miss (11/19/17)
	10		Roshunda Johnson vs Virginia (11/10/17)
3-Pt FG Pct (min 2 made)	1.000	(3-3)	Roshunda Johnson vs Georgia State (11/16/17)
	.667	(2-3)	Chloe Bibby vs Southern Miss (11/19/17)
	.667	(2-3)	Chloe Bibby vs Virginia (11/10/17)
Free Throws Made	5		Teaira McCowan vs Southern Miss (11/19/17)
	5		Victoria Vivians vs Georgia State (11/16/17)
Free Throw Att.	8		Teaira McCowan vs Southern Miss (11/19/17)
	6		Victoria Vivians vs Georgia State (11/16/17)
	6		Jazzmun Holmes vs Georgia State (11/16/17)
FT Pct (min 3 made)	1.000	(4-4)	Morgan William vs Georgia State (11/16/17)
	1.000	(3-3)	Victoria Vivians vs Virginia (11/10/17)
Rebounds	11		Zion Campbell vs Georgia State (11/16/17)
	10		Teaira McCowan vs Southern Miss (11/19/17)
	10		Teaira McCowan vs Virginia (11/10/17)
Assists	9		Morgan William vs Southern Miss (11/19/17)
	8		Morgan William vs Virginia (11/10/17)
Steals	3		Victoria Vivians vs Georgia State (11/16/17)
	3		Jazzmun Holmes vs Georgia State (11/16/17)
	3		Ameshya Williams vs Virginia (11/10/17)
	3		Jazzmun Holmes vs Virginia (11/10/17)
	3		Roshunda Johnson vs Virginia (11/10/17)
Blocked Shots	3		Teaira McCowan vs Southern Miss (11/19/17)
	2		Teaira McCowan vs Georgia State (11/16/17)
	2		Ameshya Williams vs Virginia (11/10/17)
	2		Jazzmun Holmes vs Virginia (11/10/17)
	2		Teaira McCowan vs Virginia (11/10/17)
Turnovers	4		Bre' Amber Scott vs Georgia State (11/16/17)
	4		Teaira McCowan vs Virginia (11/10/17)
	4		Victoria Vivians vs Virginia (11/10/17)
Fouls	3		Roshunda Johnson vs Georgia State (11/16/17)
	3		Blair Schaefer vs Georgia State (11/16/17)
	3		Chloe Bibby vs Georgia State (11/16/17)
	3		Teaira McCowan vs Georgia State (11/16/17)
	3		Morgan William vs Virginia (11/10/17)
	3		Victoria Vivians vs Virginia (11/10/17)
	3		Teaira McCowan vs Virginia (11/10/17)
	3		Roshunda Johnson vs Virginia (11/10/17)
















MISSISSIPPI STATE BASKETBALL
Mississippi State Opponent High/Low Analysis (as of Nov 19, 2017)
All games

OPPONENT INDIVIDUAL GAME HIGHS

Points	17		Dominique Toussaint vs Virginia (11/10/17)
	12		Shay Fluker vs Georgia State (11/16/17)
	11		Megan Brown vs Southern Miss (11/19/17)
	11		Jada Lewis vs Georgia State (11/16/17)
	10		Shonte Hailes vs Southern Miss (11/19/17)
	10		Kierra Henry vs Georgia State (11/16/17)
Field Goals Made	5		Megan Brown vs Southern Miss (11/19/17)
	5		Shonte Hailes vs Southern Miss (11/19/17)
	5		Dominique Toussaint vs Virginia (11/10/17)
	10		Megan Brown vs Southern Miss (11/19/17)
Field Goal Att.	10		Dominique Toussaint vs Virginia (11/10/17)
	10		Dominique Toussaint vs Virginia (11/10/17)
FG Pct (min 5 made)	.625	(5-8)	Shonte Hailes vs Southern Miss (11/19/17)
	.500	(5-10)	Megan Brown vs Southern Miss (11/19/17)
	.500	(5-10)	Dominique Toussaint vs Virginia (11/10/17)
3-Point FG Made	2		Molly Brown vs Southern Miss (11/19/17)
	2		Jada Lewis vs Georgia State (11/16/17)
3-Point FG Att.	4		Molly Brown vs Southern Miss (11/19/17)
	3		Megan Brown vs Southern Miss (11/19/17)
	3		Allie Kennedy vs Southern Miss (11/19/17)
	3		Shay Fluker vs Georgia State (11/16/17)
	3		Jada Lewis vs Georgia State (11/16/17)
	3		Dominique Toussaint vs Virginia (11/10/17)
3-Pt FG Pct (min 2 made)	.667	(2-3)	Jada Lewis vs Georgia State (11/16/17)
	.500	(2-4)	Molly Brown vs Southern Miss (11/19/17)
Free Throws Made	7		Shay Fluker vs Georgia State (11/16/17)
	6		Kierra Henry vs Georgia State (11/16/17)
	6		Dominique Toussaint vs Virginia (11/10/17)
Free Throw Att.	8		Shay Fluker vs Georgia State (11/16/17)
	7		Dominique Toussaint vs Virginia (11/10/17)
FT Pct (min 3 made)	1.000	(6-6)	Kierra Henry vs Georgia State (11/16/17)
	1.000	(4-4)	Jayla King vs Southern Miss (11/19/17)
Rebounds	7		Felicia Aiyeotan vs Virginia (11/10/17)
	6		Jayla King vs Southern Miss (11/19/17)
	6		Juliet James vs Georgia State (11/16/17)
	6		Dominique Toussaint vs Virginia (11/10/17)
	6		Jocelyn Willoughby vs Virginia (11/10/17)
	6		Jocelyn Willoughby vs Virginia (11/10/17)
Assists	5		Shonte Hailes vs Southern Miss (11/19/17)
	3		Allie Kennedy vs Southern Miss (11/19/17)
	3		Dominique Toussaint vs Virginia (11/10/17)
Steals	3		Jayla King vs Southern Miss (11/19/17)
	2		Shonte Hailes vs Southern Miss (11/19/17)
	2		Deja Mitchell vs Georgia State (11/16/17)
	2		Lauren Moses vs Virginia (11/10/17)
Blocked Shots	4		Felicia Aiyeotan vs Virginia (11/10/17)
	2		Kyle Felton vs Southern Miss (11/19/17)
Turnovers	8		Dominique Toussaint vs Virginia (11/10/17)
	6		J'Kyra Brown vs Virginia (11/10/17)
Fouls	5		Kyle Felton vs Southern Miss (11/19/17)
	5		Jada Lewis vs Georgia State (11/16/17)
	5		Shay Fluker vs Georgia State (11/16/17)

MISSISSIPPI STATE BULLDOGS
(3-0 Overall, 0-0 SEC)

Head Coach: Vic Schaefer (6th Season)
Assoc. Head Coach: Johnnie Harris (6th Season)
Assistant Coach: Dionnah Jackson-Durrett (3rd Season)
Assistant Coach: Carly Thibault-DuDonis (2nd Season)

	PPG	RPG	APG	FG%	3FG%	FT%		
 <p>1 • BLAIR SCHAEFER G • 5-7 • Sr. Starkville, Miss. (Starkville HS)</p>	2017-18 Career	8.0 3.7	3.3 1.0	2.7 0.6	.318 .334	.368 .356	.750 .816	<ul style="list-style-type: none"> • SEC Community Service Team last 2 seasons • 9th at MSU in career 3FG% (35.6%) • Tallied 14 points on 4-of-8 from 3-point range vs. Georgia St. • Scored 10 points and grabbed a career-high 7 rbd. vs. USM
 <p>2 • MORGAN WILLIAM G • 5-5 • Sr. Birmingham, Ala. (Shades Valley HS)</p>	2017-18 Career	4.7 9.8	3.3 2.1	8.0 4.5	.500 .383	.000 .311	1.000 .844	<ul style="list-style-type: none"> • Preseason First Team All-SEC selection by media and coaches • Wooden Award Top 30; Nancy Lieberman Award Watch List • MSU's career FT% leader (84.4%), 9th in SEC history • 6th in Division I in assists (8.0 apg) • 24 assists, 0 turnovers this season • 504 career assts - 1st at MSU, 3rd among active Division I players
 <p>3 • MYAH TAYLOR G • 5-7 • Fr. Olive Branch, Miss. (Olive Branch HS)</p>	2017-18 Career							<ul style="list-style-type: none"> • 5-star point guard from Olive Branch (Miss.) High School • Three-time Mississippi Gatorade Player of the Year
 <p>4 • AMESHYA WILLIAMS <i>(Ah-ME-sha)</i> F • 6-2 • So. Gulfport, Miss. (West Harrison HS)</p>	2017-18 Career	4.0 3.0	5.0 2.3	2.0 0.5	.400 .439	.000 .000	.000 .692	<ul style="list-style-type: none"> • Named to the SEC First-Year Honor Roll last season • Had 4 pts, 5 rbd., 2 blk., 3 stls. vs. Virginia
 <p>10 • JAZZMUN HOLMES G • 5-8 • Jr. Gulfport, Miss. (Harrison Central HS)</p>	2017-18 Career	6.0 2.5	2.0 1.1	4.3 2.5	.455 .331	1.000 .226	.583 .735	<ul style="list-style-type: none"> • 2017 SEC Academic Honor Roll • Played in 74-career games • 13th in SEC in assists (4.3 apg) • 1st on team, 15th in SEC in steals (2.7 spg) • 16 pts, 12 assists, 2 turnovers, 5 steals last 2 games
 <p>11 • ROSHUNDA JOHNSON <i>(RO-shun-dah - Goes By Ro)</i> G • 5-7 • R-Sr. Little Rock, Ark. (Parkview HS/Oklahoma St.)</p>	2017-18 Career	18.7 7.4	1.7 1.6	3.0 0.9	.500 .443	.500 .450	.800 .886	<ul style="list-style-type: none"> • Currently 1st at MSU in career 3FG% (45%) • 8th in SEC in scoring (18.7 ppg) • 2nd in SEC in 3FG made per game (4.0) • 17th in league in steals (2.3 spg) • Career-high 29 pts. vs. Southern Miss • Scored 18 points vs. Virginia
 <p>12 • JACAIRA "IGGY" ALLEN <i>(Juh-CAR-ee-ah - Goes by Iggy)</i> G • 5-10 • So. Pompano Beach, Fla. (Dillard HS)</p>	2017-18 Career	0.0 2.7	0.0 0.9	0.0 0.5	.000 .478	.000 .000	.000 .643	<ul style="list-style-type: none"> • Will miss the season with a knee injury suffered in preseason practice • Logged 20 games as a freshman last season
 <p>15 • TEAIRA MCCOWAN <i>(Tee-AIR-ah)</i> C • 6-7 • Jr. Brenham, Texas (Brenham HS)</p>	2017-18 Career	14.3 8.0	8.3 6.4	2.3 1.4	.621 .542	.000 .000	.500 .624	<ul style="list-style-type: none"> • 2nd Team Preseason All-SEC pick by league coaches • Named to Lisa Leslie Award Watch List for nation's top center • 15th in SEC in blocks (2.3 bpg) • 4th at MSU, 14th among current SEC players with 110-career blks. • SEC Player of the Week (18 pts., 10 rbs. vs. USM; 19 pts. 9-of-10 FG vs. Georgia State)
 <p>20 • NYAH TATE G • 6-0 • Fr. Terry, Miss. (Terry HS)</p>	2017-18 Career	1.3 1.3	0.0 0.0	0.0 0.0	.167 .167	.000 .000	.500 .500	<ul style="list-style-type: none"> • Collected 7 points in 7 minutes against Ark.-Fort Smith • Added 4 points in MSU's win against Georgia State • 4-star guard from Terry (Miss.) High School • All-State selection during her prep career
 <p>21 • JONIKA GARVIN <i>(JOHN-i-kah)</i> F • 6-0 • Jr. Lake Worth, Fla. (Lake Worth HS/Palm Beach St. CC)</p>	2017-18 Career	0.3 0.3	1.3 1.3	0.3 0.3	.000 .000	.000 .000	.500 .500	<ul style="list-style-type: none"> • Scored her 1st MSU point and grabbed 3 rebounds vs. Georgia St. • 1st Team All-Southern Conference selection at Palm Beach State CC last season • FCSAA/NJCAA Region VIII All-State Team • Played 20 games as a freshman at Auburn (2015-16)
 <p>23 • BRE'AMBER SCOTT G • 5-11 • Fr. Little Rock, Ark. (Central HS)</p>	2017-18 Career	0.3 0.3	0.0 0.0	0.7 0.7	.000 .000	.000 .000	.250 .250	<ul style="list-style-type: none"> • Drew a pair of charges in 11 minutes of action vs. Georgia St. • 3-star guard from Little Rock, Ark. • Top player in Arkansas' 2017 class by Arkansas Basketball Rankings
 <p>24 • JORDAN DANBERRY G • 5-8 • R-So. Conway, Ark. (Conway HS/Arkansas)</p>	2017-18 Career	0.0 0.0	0.0 0.0	0.0 0.0	.000 .000	.000 .000	.000 .000	<ul style="list-style-type: none"> • Named to the SEC Winter Honor Roll • Eligible to play for MSU at the end of the fall 2017 semester • Played 36 career games at Arkansas • Averaged 6.4 points, 2.8 rebounds with the Razorbacks
 <p>25 • ZION CAMPBELL C • 6-3 • R-So. Washington, D.C. (Riverdale Baptist School)</p>	2017-18 Career	7.5 1.4	8.0 1.6	0.5 0.1	.778 .750	.000 .000	.500 .250	<ul style="list-style-type: none"> • Twice named to the SEC Academic Honor Roll • Notched her 1st double-double with 13 points, 11 rebounds vs. Georgia St. • Went 6-for-6 from the field against GSU • Grabbed 5 rbd. vs. USM
 <p>35 • VICTORIA VIVIAN <i>(VIH-vee-ans)</i> G • 6-1 • Sr. Carthage, Miss. (Scott Central HS)</p>	2017-18 Career	18.7 16.2	5.0 5.0	1.7 1.5	.568 .378	.333 .306	.900 .753	<ul style="list-style-type: none"> • Preseason First Team All-SEC by league media and coaches • Named to Wooden Award Top 30 Watch List • Ann Meyers Drysdale Watch List for nation's top shooting guard • 8th in SEC in scoring this season (18.7 ppg) • 3rd among active NCAA players in career scoring (1,810 points) • 8th active SEC player in career rbd. (560), 2nd in steals (167)
 <p>55 • CHLOE BIBBY F • 6-1 • Fr. Warracknabeal, Australia (Rowville Secondary)</p>	2017-18 Career	9.7 9.7	4.3 4.3	1.0 1.0	.545 .545	.500 .500	1.000 1.000	<ul style="list-style-type: none"> • Scored 13 pts. in her MSU debut against Virginia • Added 6 pts., 5 rbd., 3 assts. vs. Georgia State • Tallied 10 points, 5 rbd., 2 stls. vs. Southern Miss • 50% 3FG% tied 8th in SEC, T1st among league freshmen