



MISSISSIPPI STATE BULLDOGS WOMEN'S BASKETBALL GAME NOTES

HAILSTATE.COM • @HAILSTATEWBK

GAME 12 • UNLV

SCHEDULE/RESULTS

OVERALL RECORD.....	11-0
SEC.....	0-0
NON-CONFERENCE.....	11-0
HOME.....	7-0
AWAY.....	0-0
NEUTRAL.....	4-0

DATE	Rnk. (AP/USAT)	MSU	OPP	OPPONENT	TV	TIME/RESULTS
N10	7/4	RV/RV		VIRGINIA	SECN+	W, 68-53
N16	7/4	NR/NR		GEORGIA STATE	SECN+	W, 106-50
N19	7/4	NR/NR		SOUTHERN MISS	SECN+	W, 91-56
N23	7/3	24/RV	^	vs. Arizona State		W, 65-57
N24	7/3	NR/NR	^	vs. Columbia		W, 90-54
N25	7/3	RV/NR	^	vs. Green Bay		W, 67-46
N29	6/3	NR/NR	%	vs. Louisiana-Lafayette		W, 94-37
D3	6/3	RV/NR	#	OKLAHOMA STATE	SEC Network	W, 79-76
D10	6/3	NR/NR		LITTLE ROCK	SECN+	W, 86-48
D13	5/3	9/9		OREGON	SEC Network	W, 90-79
D17	5/3	NR/NR		MAINE	SECN+	W, 83-43
D20	5/3	NR/NR	\$	at UNLV		4:30 p.m.
D21			\$	vs. Syracuse		4:30 p.m.
D28				MISSISSIPPI VALLEY ST.	SECN+	7 p.m.
D31			*	at Georgia	SEC Network	5 p.m.
J4			*	ARKANSAS	SEC Network	8 p.m.
J7			*	at LSU	SEC Network	1 p.m.
J11			*	OLE MISS	SEC Network	8 p.m.
J14			*	ALABAMA	ESPNU	3 p.m.
J21			*	at Tennessee	ESPNU	2 p.m.
J25			*	FLORIDA	SEC Network	7:30 p.m.
J28			*	at Ole Miss	ESPNU	1 p.m.
F1			*	at Missouri	SEC Network	7:30 p.m.
F5			*	SOUTH CAROLINA	ESPNU	6 p.m.
F8			*	at Florida	SECN+	6 p.m.
F11			*	KENTUCKY	ESPNU	1 p.m.
F15			*	at Vanderbilt	SEC Network	7:30 p.m.
F18			*	TEXAS A&M	ESPNU/ESPN2	1/4 p.m.
F22			*	AUBURN	SECN+	7 p.m.
F25			*	at Kentucky	ESPNU/ESPN2	11 a.m./3 p.m.
F28-M4				SEC Tournament (Nashville, Tenn.)		
M16-19				NCAA First/Second Rounds		
M23-26				NCAA Regionals		
M30 & A1				NCAA Women's Final Four (Columbus, Ohio)		

All Times Central
Home Games In **BOLD CAPS**
^ — Cancun Challenge (Cancun, Mexico.)
% — Mississippi Coliseum (Jackson, Miss.)
— Big 12/SEC Challenge
\$ — Duel In The Desert (Cox Pavilion - Las Vegas, Nev.)
* — SEC Game

NO. 5/3 MISSISSIPPI STATE BULLDOGS at NR/NR UNLV LADY REBELS

DECEMBER 20, 2017 • LAS VEGAS, NEV. • COX PAVILION



MISSISSIPPI STATE

Record..... 11-0
Rankings (AP/Coaches)..... 5/3
Head Coach..... Vic Schaefer (6th Season)
Record At MSU..... 135-51

UNLV

Record..... 5-4
Rankings (AP/Coaches)..... NR/NR
Head Coach..... Kathy Olivier (10th Season)
Record At UNLV..... 143-149

BULLDOG BITES...

- MSU has won 33-straight regular season non-conference games and 32-consecutive non-conference home games.
- State looks to post a perfect non-conference record for the 2nd-straight year and 4th time in program history.
- The State senior class won its 100th-career game Sunday. That total is 2nd in the SEC, T6th-most in the nation.
- The Bulldogs were named NCAA Team of the Week after defeating No. 9 Oregon and Maine.
- MSU has started 11-0 for the 2nd-straight year and 3rd time in the last 4 years. MSU is 1 of 8 undefeated teams nationally.
- MSU has won the turnover battle 10 times this year. It is 116-26 under Vic Schaefer, 88-13 since 2014-15, when doing so.
- State leads the SEC in turnover margin (+8.7) and is 2nd in assist/turnover ratio (1.3).
- After holding Maine to 43 points on Sunday, State is 2nd in the SEC in scoring defense (54.5 ppg). The Dawgs are 3rd in scoring offense (83.5 ppg).
- Teaira McCowan was named SEC Player of the Week after averaging 26.5 points and 15.0 rebounds in wins against No. 9 Oregon and Maine.
- McCowan is 11th nationally in FG% (.648), 8th in rebounds (12.2 rpg).
- McCowan has recorded 7 double-doubles (10th in DI) and 10+ rebounds in 10 of 11 contests this year.
- Victoria Vivians has scored double figures in 17-straight games going back to last season.
- Vivians averaged 21.0 ppg and shot 58.3% from the field, 50% from 3-point range and 83.3% from the arc last week.
- Vivians is 3rd in the SEC in scoring at 19.4 ppg.
- Morgan William is 2nd in DI in assist/turnover ratio (5.3).



GAME INFORMATION

Tournament..... Duel In The Desert
Time..... 4:30 p.m. CT
Location..... Las Vegas, Nev.
Arena..... Cox Pavilion

BROADCAST INFORMATION

Online..... FloHoops.com (Subscription)

Radio..... MSU Radio Network

PxP..... Jason Crowder
Analyst..... Charlie Winfield

SERIES HISTORY

UNLV (UNLV leads 2-0)

At MSU: 0-0

At UNLV: UNLV leads 2-0

At Neutral Sites: 0-0

12/28/2003	L	51-62	A
12/12/1986	L	44-62	A

PROJECTED STARTING LINEUP (Based On Previous Game)

	11 • ROSHUNDA JOHNSON (5-7 • G • RSR. • LITTLE ROCK, ARK.)	PPG 11.8, RBD 3.3, AST 2.6, BLK 0.2, STL 2.2, FG% .400, 3FG% .434, FT% .938	• 18th in SEC in 3FG made (2.1); 3rd 3FG% (45.7%) • 6th in SEC in steals (2.2 spg)
	15 • TEAIRA MCCOWAN (6-7 • C • JR. • BRENHAM, TEXAS)	PPG 17.5, RBD 12.2, AST 0.5, BLK 2.1, STL 0.9, FG% .648, 3FG% .000, FT% .491	• 2nd in SEC, 11th in Division I in FG% (64.8%) • 8th in DI in rbd. (12.2), 2nd in off. rbd. (5.4)
	1 • BLAIR SCHAEFER (5-7 • G • SR. • STARKVILLE, MISS.)	PPG 8.2, RBD 1.7, AST 1.6, BLK 0.1, STL 0.5, FG% .377, 3FG% .397, FT% .900	• 18th in SEC in 3FG made (2.1) • 9th in MSU history in career 3FG% (36.3%)
	35 • VICTORIA VIVIAN (6-1 • G • SR. • CARTHAGE, MISS.)	PPG 19.4, RBD 5.5, AST 2.1, BLK 0.6, STL 1.7, FG% .535, 3FG% .400, FT% .841	• 3rd in SEC in scoring (19.4 ppg) • 1,967 pts., 33 from being 3rd MSU 2,000-pt. scorer
	2 • MORGAN WILLIAM (5-5 • G • SR. • BIRMINGHAM, ALA.)	PPG 7.7, RBD 2.0, AST 4.8, BLK 0.0, STL 0.6, FG% .452, 3FG% .100, FT% .824	• Tops SEC, 2nd in nation in asst/turnover ratio (5.3) • 8th in SEC in FT% (82.4%)

#HailStateHoops Media Relations Contacts

Brock Turnipseed (Primary Contact)

Office: (662) 325-7556

Cell: (662) 295-3037

Email: bturnipseed@athletics.msstate.edu

Abby Hunt (Secondary Contact)

Office: (662) 325-7556

Cell: (662) 523-6279

Email: ahunt@athletics.msstate.edu

MISSISSIPPI STATE 2017-18 RADIO/TV ROSTER



1 BLAIR SCHAEFER
G • 5-7 • Sr. • Starkville, Miss.



2 MORGAN WILLIAM
G • 5-5 • Sr. • Birmingham, Ala.



3 MYAH TAYLOR
G • 5-7 • Fr. • Olive Branch, Miss.



10 JAZZMUN HOLMES
G • 5-8 • Jr. • Gulfport, Miss.



11 ROSHUNDA JOHNSON
G • 5-7 • R-Sr. • Little Rock, Ark.



12 JACAIRA "IGGY" ALLEN
G • 5-10 • So. • Pompano Beach, Fla.



15 TEAIRA MCCOWAN
C • 6-7 • Jr. • Brenham, Texas



20 NYAH TATE
G • 6-0 • Fr. • Terry, Miss.



21 JONIKA GARVIN
F • 6-0 • Jr. • Lake Worth, Fla.



23 BRE'AMBER SCOTT
G • 5-11 • Fr. • Little Rock, Ark.



24 JORDAN DANBERRY
G • 5-8 • Jr. • Conway, Ark.



25 ZION CAMPBELL
C • 6-3 • R-So. • Washington, D.C.



35 VICTORIA VIVIAN
G • 6-1 • Sr. • Carthage, Miss.



55 CHLOE BIBBY
F • 6-1 • Fr. • Warracknabeal, Australia




VIC SCHAEFER
Head Coach
6th Season at MSU



JOHNNIE HARRIS
Associate Head Coach
6th Season at MSU



DIONNAH JACKSON-DURRETT
Assistant Coach
3rd Season at MSU



CARLY THIBAULT-DUDONIS
Assistant Coach
2nd Season at MSU

PRONUNCIATIONS

Jacaira Allen
Juh-CAR-ee-ah
Jonika Garvin
John-eh-kah
Dionnah Jackson-Durrett
Dee-AHN-ah Jackson-DUR-et
Teaira McCowan
Tee-AIR-ah Mah-COW-ahn
Carly Thibault-DuDonis
TEE-bow-Do-DON-is
Victoria Vivians
VIH-vee-ans
Morgan William
William (no "s" at the end)

MISSISSIPPI STATE 2017-18 NUMERICAL ROSTER

No.	Player	Pos.	Ht.	Cl.	Exp.	Hometown (High School/Previous School)
1	Blair Schaefer	G	5-7	Sr.	3L	Starkville, Miss. (Starkville HS)
2	Morgan William	G	5-5	Sr.	3L	Birmingham, Ala. (Shades Valley HS)
3	Myah Taylor	G	5-7	Fr.	HS	Olive Branch, Miss. (Olive Branch HS)
10	Jazzmun Holmes	G	5-8	Jr.	2L	Gulfport, Miss. (Harrison Central HS)
11	Roshunda "Ro" Johnson	G	5-7	RSr.	1L	Little Rock, Ark. (Parkview HS/Oklahoma St.)
12	Jacaira "Iggy" Allen	G	5-10	So.	1L	Pompano Beach, Fla. (Dillard HS)
15	Teaira McCowan	C	6-7	Jr.	2L	Brenham, Texas (Brenham HS)
20	Nyah Tate	G	6-0	Fr.	HS	Terry, Miss. (Terry HS)
21	Jonika Garvin	F	6-0	Jr.	JC	Lake Worth, Fla. (Lake Worth HS/Palm Beach State CC)
23	Bre'Amber Scott	G	5-11	Fr.	HS	Little Rock, Ark. (Central HS)
24	Jordan Danberry	G	5-8	Jr.	TR	Conway, Ark. (Conway HS/Arkansas)
25	Zion Campbell	C	6-3	RSo.	1L	Washington, D.C. (Riverdale Baptist School)
35	Victoria Vivians	G	6-1	Sr.	3L	Carthage, Miss. (Scott Central HS)
55	Chloe Bibby	F	6-1	Fr.	HS	Warracknabeal, Australia (Rowville Secondary College)

COACHING STAFF

Head Coach..... Vic Schaefer — 6th Season
Associate Head Coach..... Johnnie Harris — 6th Season
Assistant Coach..... Dionnah Jackson-Durrett — 3rd Season
Assistant Coach..... Carly Thibault — 2nd Season

Dir. of Operations..... Maryann Baker — 6th Season
Dir. of Scouting/Video Coordinator..... Skylar Collins — 5th Season
Head Strength & Conditioning Coach..... Marci Hoppa — 1st Season
Certified Athletic Trainer..... Julie Martin — 1st Season



SEC STANDINGS (THROUGH 12/17)

TEAM	SEC			OVERALL		
	W	L	PCT.	W	L	PCT.
Mississippi State	0	0	.000	11	0	1.000
Tennessee	0	0	.000	11	0	1.000
Missouri	0	0	.000	10	1	.909
South Carolina	0	0	.000	10	1	.909
Georgia	0	0	.000	9	1	.900
Ole Miss	0	0	.000	9	2	.818
Texas A&M	0	0	.000	9	2	.818
Arkansas	0	0	.000	8	3	.727
Alabama	0	0	.000	7	3	.700
Auburn	0	0	.000	7	3	.700
Kentucky	0	0	.000	8	4	.667
LSU	0	0	.000	6	3	.667
Florida	0	0	.000	6	4	.600
Vanderbilt	0	0	.000	3	8	.273

2017-18 SEC PRESEASON POLLS

MEDIA

1. South Carolina
2. Mississippi State
3. Missouri
4. Tennessee
5. Texas A&M
6. Kentucky
7. LSU
8. Georgia
9. Alabama
10. Auburn
11. Vanderbilt
12. Florida
13. Ole Miss
14. Arkansas

COACHES

1. South Carolina
2. Mississippi State
3. Missouri
4. Texas A&M
5. Tennessee
6. Kentucky
7. LSU
8. Georgia
9. Alabama
10. Vanderbilt
11. Auburn
12. Ole Miss
13. Florida
14. Arkansas

2017-18 PRESEASON ALL-SEC

MEDIA

- Victoria Vivians, Mississippi State**
Morgan William, Mississippi State
 Sophie Cunningham, Missouri
 A'ja Wilson, South Carolina
 Mercedes Russell, Tennessee

COACHES

First Team All-SEC

- Raigyne Louis, LSU
Victoria Vivians, Mississippi State
Morgan William, Mississippi State
 Sophie Cunningham, Missouri
 A'ja Wilson, South Carolina
 Jaime Nared, Tennessee
 Mercedes Russell, Tennessee
 Khaalia Hillsman, Texas A&M

Second Team All-SEC

- Caliya Robinson, Georgia
 Taylor Murray, Kentucky
 Shandricka Sessom, Ole Miss
Teaira McCowan, Mississippi State
 Cierra Porter, Missouri
 Jordan Frericks, Missouri
 Tyasha Harris, South Carolina
 Anriel Howard, Texas A&M
 Danni Williams, Texas A&M

BULLDOGS HOST MAINE TO WRAP HOMESTAND

- Mississippi State hits the road to wrap up the pre-Christmas slate, trekking to Las Vegas for the Duel in the Desert. The Bulldogs will compete in the Rebel Division, taking on host UNLV in Wednesday's opener and Syracuse on Thursday in a matchup of the last two NCAA national finalists.
- The last time MSU played in Las Vegas it defeated Illinois-Chicago and Miami (Ohio) to win the South Point Holiday Classic during the 2014-15 season.

BULLDOGS VS. UNLV

- Wednesday's game will be the third meeting between MSU and UNLV, with the Lady Rebels having won both. UNLV won 62-51 in 2003 and 62-44 in the Las Vegas Invitational in 1986.

GET TO KNOW THE OPPONENT

- UNLV is 5-4 on the season and is coming off a 74-33 road setback at No. 18 Stanford on Saturday. Prior to that, the Lady Rebels snapped a run of 3-straight losses with a 52-50 win at Gonzaga.
- The Lady Rebels average 67.0 ppg and shoot 36.3% from the field, 24.5% from the arc and 66.4% from the line.
- Brooke Johnson had 19 points at Stanford to boost her team-leading season average to 14.9 ppg. Katie Powell is 2nd on the team in scoring (13.7 ppg) while grabbing a team-best 9.4 rpg.

LAST TIME OUT FOR MSU

- State won its 11th-straight game to start the year as it rolled to an 83-43 win against Maine on Sunday to wrap a 4-game, pre-Christmas homestand.
- The Bulldogs got 18 points, 11 rebounds from Teaira McCowan and shot 50% from the field and forced 27 Maine turnovers. State jumped out to a 17-point lead after the opening quarter and scored the final 12 points of the opening half to take a 45-18 halftime lead.
- Victoria Vivians joined McCowan in double figures with 12 points.

BULLDOGS THE NCAA TEAM OF THE WEEK

- Last week's wins against No. 9 Oregon and Maine earned Mississippi State NCAA Team of the Week honors.
- It is the 3rd-straight year State has claimed the accolade.

SENIORS CLAIM WIN NO. 100

- Last year's senior class (Ketara Chapel, Dominique Dillingham, Chinwe Okorie and Breanna Richardson) won a school-record 111 games with the upset of UConn, but seniors Blair Schaefer, Vivians and Morgan William are chasing close behind as they picked up their 100th-career win against Maine on Sunday.
- The 100 victories since 2014-15 are 2nd in the SEC and tied for 6th-most nationally.

MOST WINS IN DIVISION I SINCE 2014-15 (THROUGH DEC. 17)

1. UConn 120
2. Notre Dame 112
3. Baylor 111
4. South Carolina 110
5. Maryland 107
6. Mississippi State 100
- FGCU 100

DAWGS TAKE DOWN ANOTHER TOP 10 FOE

- Last Wednesday MSU claimed a 90-79 win against No. 9 Oregon. That win was State's 4th against a Top 10 foe since the start of the 2016-17 season. By comparison, MSU had only defeated a Top 10 team 7 times prior. The stretch included the program's first win against a No. 1-ranked team with last season's historic victory against UConn.

STATE PROVES TOUGH AGAINST NON-CONFERENCE FOES

- State has won 33-straight regular-season non-conference contests. The last time the Bulldogs dropped a non-conference game in the months of November and December was at Texas on Dec. 2, 2015.
- The Bulldogs have also won 32 in a row against non-conference competition at home. The last time MSU lost at home to a non-SEC foe was South Florida in the WNIT on March 30, 2014.

MSU TOP 5 IN THE POLLS

- Mississippi State remained No. 5 in this week's Associated Press Top 25 Poll. State has now been in the AP Top 25 62-straight weeks, the nation's 7th-longest active streak. It earned a 26th-consecutive week in the Top 10, the 5th-longest active streak in the country.
- MSU also stayed No. 3 in this week's USA Today Coaches Poll, its 60th-straight week in the poll. State was No. 4 in the preseason poll after ending last season with a program-best No. 2 ranking in the poll.

OFF TO A HOT START

- MSU is off to an 11-0 start for 2nd-straight year and 3rd time in the last 4 seasons. It is the first time in program history the Bulldogs have started back-to-back years 11-0. In addition to this season and 2016-17 (20-0), MSU started 11-0 in 2014-15 (18-0), 2008-09 (13-0) and 1999-00 (11-0).
- Last year's 20-0 start bettered 2014-15 for the best in program history.
- State is 1 of 2 undefeated SEC teams and 8 nationally.



DAWGS GET OFF TO FAST START

- MSU has jumped out to a quick start in its first 11 games of the season, out-scoring foes 260-137 in the first quarter of games. That is an average of 23.6 ppg-12.5 ppg.
- State has also started the 2nd half strong, claiming a 246-149 scoring edge (22.4 ppg-13.5 ppg) in the third quarter.
- MSU held Louisiana to 2 third quarter points, matching the fewest points State has allowed in a quarter since the sport switched to the new format.

BULLDOGS SCORING THE ROCK

- After setting the school single-season scoring record last season (2,961 points), the Bulldogs are scoring at an 83.5 clip this season, 3rd-best in the SEC and 21st nationally.
- State is off to its best start through the first 11 games since 2015-16 (83.9 ppg).

STATE HITTING SHOTS FROM THE FIELD

- On Sunday, State shot 50% from the field for the 3rd-straight game. It is the first time under Vic Schaefer the Bulldogs have made 50% or higher in 3-straight games.
- MSU made 53.8% from the field against Oregon, its best percentage in a game since making a program-best 65.6% against Georgia State (Nov. 16).
- The Bulldogs are shooting 47.1% from the field this season, 3rd-best in the SEC and 20th nationally.
- MSU is 54-5 under Schaefer when making 45% or higher from the field.

DROPPING IN THE 3'S

- The Dawgs have been outstanding from the 3-point arc, rating 4th in the SEC in 3-point field goal percentage (37%) and tied for 5th in 3's made per game (7.0).
- MSU hit 13 3's against USM on Nov. 19, 2nd-most in school history behind 14 vs. Iowa State in 2001.
- MSU has made double-digit 3-pointers 3 times this season. The Bulldogs made 10 or more 3's in a game 4 times total last season.

DAWGS DISTRIBUTE THE ROCK

- Mississippi State has done a great job distributing the basketball this season, ranking 4th in the SEC with 16.4 apg after dishing 19 against Maine.
- The Dawgs have double-digit assists in 10 of 11 games this season.
- MSU dished 25 against Southern Miss (11/19) and Louisiana (11/29), the most by MSU in a game since dishing 27 on Nov. 29, 2015.

DAWG TOUGH DEFENSE

- Oregon entered last Wednesday 3rd in the nation in scoring at 90.8 ppg. State's defense, however, limited the Ducks to their 2nd-lowest point total of the season (79) and 11 points below their average.
- The Dawgs rank 2nd in the SEC in scoring defense, holding foes to a 54.5 clip that's 15th in DI.
- State has held 9 of 11 foes below 60 points this season. Since 2014-15, the Dawgs have kept 71 opponents to 60 points or less, compiling a 67-4 record in that stretch when doing so.

BULLDOGS PUT ON THE PRESSURE

- MSU has forced 20 turnovers 7 times this season and 15 or more turnovers in all 11 games after forcing a season 2nd-most 27 against Maine.
- State's defense has turned opponents over an average of 21.6 times this season, 2nd-most in the SEC.

- MSU has converted the turnovers into points, averaging 23.5 ppg off opponent miscues.
- Since 2014-15, MSU is 67-3 when tallying 20 or more points off turnovers in games. The last 3 seasons the Bulldogs are 48-0 when doing so.
- State has claimed a +8.7 turnover margin that leads the league and is 6th in the nation.

STATE AMONG NATION'S BEST IN ASST/TO RATIO

- MSU has been solid at protecting the rock, committing a season-low 8 turnovers vs. Oregon.
- State has a 1.3 assist/turnover ratio that is 2nd in the SEC and 31st nationally.
- State has improved in the category each year:

YEAR	ASST.	A/G	TO	TO/G	RATIO
2017-18	180	16.4	142	12.9	1.3
2016-17	574	14.7	499	12.8	1.2
2015-16	479	13.3	529	14.7	0.9
2014-15	448	13.2	552	16.2	0.8

T & T... DYNAMITE

- Vivians, called Tori by her teammates, and Teaira McCowan combined for 65 of MSU's 90 points against Oregon and 95 of State's 173 points the last 2 games.
- McCowan had a career-high 35 points to go with 19 rebounds and 5 blocked shots vs. the Ducks. The last major conference player to have that stat line: Brittney Griner of Baylor on Jan. 30, 2013.
- Vivians added 30 points, her 2nd 30-point effort in the month of December.
- The duo was 38-of-59 (64.4%) from the field against Oregon and Maine.
- The Oregon win was the 1st time State had two 30-point scorers in the same game since Chareta Robinson and Natasha Johnson against TCU on Dec. 31, 1992.
- It was the 2nd time this season a team has had 2 30-point scorers in a game (Belmont, vs. Tulsa on Nov. 12), but the 1st time against a ranked opponent since at least the turn of the millennium.

MCCOWAN, VIVIAN'S EARN SEC POW HONORS

- Teaira McCowan's stellar week against No. 9 Oregon and Maine earned her SEC Player of the Week honors.
- McCowan averaged 26.0 points, 15.0 rebounds, 3.0 blocks and 2.0 steals in the 2 wins.
- It is her 2nd of the season as she received the accolade Nov. 21 also.
- MSU has actually received the honor 3 times in the last 5 weeks as Victoria Vivians earned the distinction on Dec. 5 after averaging 23.0 points, 7.0 rebounds, 3.0 assists and 3.0 steals in wins against Louisiana and Oklahoma State.

WILLIAM, VIVIAN'S, MCCOWAN PRESEASON SEC

- Vivians and Morgan William were named to the media's 5-player All-SEC squad. State is the only team with multiple representatives, and it is the first time it has had multiple selections.
- The league coaches' Preseason All-SEC squad had Vivians and William on the first team and McCowan on the second team.
- MSU was picked to finish 2nd in both polls.

WILLIAM, VIVIAN'S, MCCOWAN ON NATIONAL LISTS

- Vivians, William and McCowan have been named to the Naismith Trophy Top 50 watch list.
- Vivians and William were also tabbed to the Top 30 watch list for the Wooden Award and the list for the Wade Trophy.
- State is 1 of 4 programs with 2 or more players on the Wade list and its 3 nominees for the Naismith

- tied for 3rd-most of the teams selected. The Bulldogs are 1 of 8 programs, 2 in the SEC, with multiple players on the list.
- Vivians was tabbed to the Ann Meyers Drysdale Award Watch List (nation's top shooting guard), William to the Nancy Lieberman Award Watch List (nation's top point guard) and McCowan to the Lisa Leslie Award (country's top center) watch list.

THE QUEEN OF ALL COURTS

- In high school, Victoria Vivians earned the nickname "Queen" for her heralded prep career. Now she can truly call herself the "Queen of All Courts" as she was voted Mississippi State's 2017 Homecoming Queen. Vivians received over 60% of the vote from the MSU student body.

VIVIAN'S OFF TO STELLAR START TO SENIOR YEAR

- Vivians is off to the best start of her career, rating 3rd in the SEC in scoring with 19.4 ppg this season.
- In the SEC, she is also 9th in FG% (53.5%), 5th in FT% (84.1%), 14th in 3FG% (40.0%), T10th in 3FG made (2.0) and 15th in steals (1.7 spg).
- The last 4 games she is averaging 21.0 pts., 6.0 rbs. and is shooting 57.1% from the field, 44.4% from 3-point range and 92.3% from the FT line.
- Vivians has scored double figures in all 11 games this season and 17 straight going back to last year.
- She is averaging 23.5 ppg this season, 17.3 ppg in her career vs. ranked opponents.

VICTORIA VIVIAN'S' GROWTH ON OFFENSE

Year	PPG	FG%	3FG%	FT%
2017-18	19.4	.535	.400	.841
2016-17	16.2	.371	.281	.761
2015-16	17.1	.382	.309	.732
2014-15	14.9	.368	.327	.746

VIVIAN'S GOING FOR 2K

- Vivians has scored 1,967-career points, 33 from joining LaToya Thomas and Tan White as MSU's only 2,000-point scorers.
- Vivians' career tally is tops among active SEC players and 4th-most by a current Division I player.
- On Nov. 24, Vivians passed Tan White for 2nd at State in career 3-pointers made. Among active Division I players, her 234 made 3-pointers are 12th, 1st in the SEC. Of current SEC players, she is 8th in career rebounds (605) and 2nd in steals (181).

MCCOWAN DOMINATING THE PAINT

- The showing against Oregon followed a 31-point, 20-rebound effort for McCowan against Louisiana on Nov. 29. She became first Bulldog to record 30 points and 20 rebounds in a game.
- She made 15 field goals (T3rd in nation this season) in each of the wins against Oregon and Louisiana. The 15 field goals are 3rd-most in program history and the most by a Dawg since 2002.
- The Brenham, Texas, native is 2nd in the SEC and 11th in the nation from the field, making 64.8%.
- Her last 5 games, McCowan is averaging 20.8 points, 14.4 rebounds and 2.2 blocks. In that stretch she is shooting 70.3% from the field (45-of-64).
- McCowan made 83.3% of her shots against Oregon, her 7th time this year to make 60% or higher.
- McCowan is averaging a double-double with 17.5 ppg and 12.2 rpg. She is 7th in the SEC in scoring, while her rebounding average is 2nd in the league and 8th in the nation.
- Of her rebounds, she is averaging 5.4 on the offensive glass, tops in the SEC and 2nd in the nation.



BIG T DOUBLES UP

- McCowan registered her 7th double-double of the season, 3rd in a row, against Maine on Sunday. That is a career season best as she had 5 each of her first 2 seasons.
- She has claimed 10-plus rebounds her last 9 outings and 10 of the team's 11 games this season. She had 9 total a year ago and 7 her freshman season.
- McCowan recorded her 600th-career rebound on Sunday.

TEAIRA RISING THE MSU CAREER BLOCKS, FG% CHARTS

- McCowan has 126 blocks for her career after swatting 6 shots last week, including 5 vs. Oregon. She moved into 3rd on State's career blocks list on Nov. 29.
- Her 126 blocks are 4th among current SEC players, and her 605-career boards are tied with Vivians for 8th.
- McCowan moved atop MSU's career field goal percentage list at 56.2% (316-of-562).

POINT GUARD U

- MSU point guards Morgan William and Jazzmun Holmes have been outstanding running the show this season, rating 1st and 3rd, respectively, in the SEC in assist/turnover ratio. William tops the league and is 2nd nationally with a 5.3 ratio, while Holmes is 3rd in the conference and 25th in the country with a 2.9 tally.
- William is 6th in the league in assists with 4.8 per game.

GAINING "MO" MENTUM ON OFFENSE

- William has begun to find her groove on offense, scoring 13 points against Oregon after tallying a season-high 16 on her senior day against Little Rock and 15 against Oklahoma State.
- William is averaging 12.5 ppg the last 4 games. She has totaled 50 points in that stretch after tallying just 35 her first 7 games of the year.

MO ATOP CAREER ASSISTS, FREE THROW CHARTS

- William dished her 500th-career assist on Nov. 19. Fittingly, that assist went to her roommate, Blair Schaefer.
- William set the MSU season and career assists record last season, and with 533, she is the first MSU player to reach 500 assists. That total is 4th by an active Division I player and tops among current SEC players, 245 more than 2nd place.
- She also sits atop the MSU record books in FT% at 84.2% after making her last 14 attempts. Her career mark is 1st in school annals, 9th in SEC history.
- Among current Division I players, her FT% is 6th, and her 452 made freebies are 2nd at MSU and 4th among active D-I players.
- William added another accolade on Dec. 8 as she earned her bachelor's degree in kinesiology from MSU.

RO, BLAIR A DYNAMIC DUO FROM THE ARC

- There's something about senior days. William scored 16 points on hers after Ro Johnson tallied a career-high 29 points on her day against Southern Miss (Nov. 19).
- Johnson is averaging 11.8 ppg this season and has double figures 5 times.
- Johnson is sinking the triple at a 43.4% clip this season, 5th-best in the SEC. She is also making 2.1 3's per game this season, tying her with teammate Blair Schaefer for 8th in the league.
- Schaefer has tallied double digits in 6 games, matching her total from last season.
- The duo is also on the MSU career 3-point percentage chart. Johnson tops the list making 43.6%, while Schaefer is 9th with 36.3%.

JOHNSON CRACKS DOWN ON DEFENSE

- Johnson is shining on defense also, rating 6th in the SEC with 2.2 steals per game. The Little Rock native had a career-high 5 steals against her hometown team on Dec. 10.

DANBERRY DEBUTS

- Last Sunday also saw the debut of Jordan Danberry. The Conway, Ark., native logged 13 minutes against her home state Little Rock, notching a bucket and a steal.
- She scored a season-best 7 points and grabbed 4 rebounds against Maine.

RECORD SEMESTER IN THE CLASSROOM

- Wednesday's win vs. No. 9 Oregon capped a day that saw MSU earn a school-record 3.40 GPA in the classroom.
- Twelve Bulldogs earned a 3.00 or higher GPA, with 4 Dawgs (Jordan Danberry, Ro Johnson, Nyah Tate and Myah Taylor) finishing with 4.00 GPAs.

CAREER WATCH

SCORING

	player	games	points	avg.
1	LaToya Thomas (2000-03)	125	2,981	23.8
2	Tan White (2002-05)	121	2,421	20.0
3	Victoria Vivians (2015-pres.)	120	1,967	16.4
13	Sophie Ratliff (1987-90)	117	1,198	10.2
14	Mary Kathryn Govero (2008-11)	128	1,173	9.2
15	Morgan William (2015-pres.)	120	1,167	9.7

FIELD GOAL PERCENTAGE (minimum 300 attempts)

	player	games	percentage
1	Teaira McCowan (2016-pres.)	85	56.2 (316-562)
2	LaToya Thomas (2000-03)	125	55.3 (1,119-2,024)
3	Sophie Ratliff (1987-90)	117	53.7 (454-845)
4	Ann Lashley (1985-88)	116	53.6 (439-819)
5	Erica Simmons (1990-93)	107	53.2 (223-419)
6	Chinwe Okorie (2015-17)	109	52.1 (270-518)

FIELD GOALS MADE

	player	games	field goals
1	LaToya Thomas (2000-03)	125	1,119 (2,024 att.)
2	Tan White (2002-05)	121	893 (2,102 att.)
3	Victoria Vivians (2015-pres.)	120	705 (1,822 att.)

THREE-POINT FIELD GOALS MADE

	player	games	field goals
1	Alexis Rack (2007-10)	129	340 (1,057 att.)
2	Victoria Vivians (2015-pres.)	120	234 (750 att.)

THREE-POINT FIELD GOAL PERCENTAGE (minimum 100 attempts)

	player	games	percentage
1	Roshunda Johnson	44	43.6 (65-149)
2	Jessica Carter (2001-04)	106	41.4 (99-239)
3	Bobbie Braddock (1990-91)	55	37.8 (69-156)
4	Angela Harris (1997-00)	110	37.6 (89-237)
5	Meadow Overstreet (1998-01)	112	37.0 (138-373)
6	Mary Kathryn Govero (2008-11)	128	37.0 (182-492)
7	Jennifer Fambrough (1999-02)	117	36.7 (69-188)
8	Jemmye Ann Helms (1993-97)	101	36.6 (100-273)
9	Blair Schaefer (2015-pres.)	107	36.3 (101-278)
10	Ebonie Ferguson (2002-05)	69	35.1 (61-174)

FREE THROWS MADE

	player	games	free throws
1	LaToya Thomas (2000-03)	125	709 (914 att.)
2	Morgan William (2015-pres.)	120	452 (537 att.)
6	Sharon Thompson (1995-98)	107	366 (602 att.)
7	Martha Alwal (2012-15)	124	333 (476 att.)
8	Victoria Vivians (2015-pres)	120	323 (426 att.)

FREE THROWS ATTEMPTED

	player	games	attempts
1	LaToya Thomas (2000-03)	125	914 (made 709)
2	Sharon Thompson (1995-98)	107	602 (made 366)
3	Tan White (2002-05)	121	557 (made 413)
4	Morgan William (2015-pres.)	120	537 (made 452)
	LaCharlotte Smith (1993-96)	106	526 (made 379)
7	Sophie Ratliff (1987-90)	117	499 (made 290)
8	Martha Alwal (2012-15)	124	476 (made 333)
9	Victoria Vivians (2015-pres.)	120	426 (made 323)

FREE THROW PERCENTAGE (minimum 150 attempts)

	player	games	percentage
1	Morgan William (2015-present)	120	84.2 (452-537)
2	LaToya Thomas (2000-03)	125	77.6 (709-914)
3	Jennifer Fambrough (1999-02)	117	77.5 (396-511)
4	Chanel Mokango (2009-10)	67	76.9 (143-186)
5	Alexis Rack (2007-10)	129	76.5 (296-387)
6	Victoria Vivians (2015-pres.)	120	75.8 (323-426)
	Ann Sanders (1987-90)	92	75.8 (141-186)
8	Diamber Johnson (2009-12)	126	75.7 (178-235)
9	Tutti Calhoun (1975-77)	66	74.8 (152-203)

ASSISTS

	player	games	assists	avg.
1	Morgan William (2015-pres.)	120	533	4.4

BLOCKED SHOTS

	player	games	blocks	avg.
1	Martha Alwal (2012-15)	124	328	2.6
2	Chanel Mokango (2009-10)	67	180	2.7
3	Teaira McCowan (2016-pres.)	85	126	1.5

STEALS

	player	games	steals	avg.
1	Tan White (2002-05)	121	372	3.1
7	Angela Harris (1997-00)	110	189	1.7
8	Nitra Perry (1997-00)	116	186	1.6
9	Victoria Vivians (2015-pres.)	120	181	1.5



RAISE THE BANNER

- Before the Nov. 10 opener, Mississippi State capped a historic 2016-17 season by raising the National Finalist banner into the rafters of Humphrey Coliseum.
- Last year's team set school records with a 34-5 overall record, a 13-3 SEC mark and 2nd-place league finish before advancing to the national championship game in the program's first Final Four appearance.
- State, which was a school-best No. 2 seed, capped the run to the title game with a thrilling 66-64 upset of UConn in the national semifinal, a win that snapped the Huskies' record 111-game win streak and won MSU the ESPY for Best Upset.

BWARE OF THE DAWGS

- MSU is 80-14 at the Hump under Schaefer, 52-4 since 2014-15.
- State is 12th nationally in total attendance, 11th in average, this season.
- MSU had the 3rd-largest average attendance increase in the nation a year ago (+1,479) after rating 4th each of the 2 seasons prior.

DAWGS WIN AN ESPY OVER THE SUMMER

- Last summer the Bulldogs had the opportunity to travel to Los Angeles for the ESPY Awards. The Bulldogs won the ESPY for Best Upset prior to the show.

STATE INKS ONE OF NATION'S TOP CLASSES

- State signed one of the nation's top signing classes during the November early signing period. ESPN ranks the class 11th nationally, 2nd in the SEC.
- MSU inked a pair of 5-star 6-foot-5 post players in Ocean Springs, Miss., native Daphne White (No. 48 overall, No. 7 position) and Waverly Hall, Ga., product Jessika Carter (No. 49 overall, No. 8 position).
- The Dawgs went to Virginia Beach, Va., and landed 4-star wing Xaria Wiggins, the 54th-ranked player overall and 8th-best at her position.

THE LAST TIME FOR THE BULLDOGS...

THE LAST TIME MSU...

Won 20 games in a row	20 games, Nov. 11, 2016-Jan. 19, 2017
Won 15 games in a row	20 games, Nov. 11, 2016-Jan. 19, 2017
Won 10 home games in a row	13 games, Feb. 28, 2016-Feb. 16, 2017
Won 10 road games in a row	11 games, Feb. 21, 2016-Jan. 19, 2017
Lost 3 games in a row	3 games, Jan. 16, 2014-Jan. 23, 2014
Defeated an AP Top 10 Team	No. 9 Oregon, 90-79 (12/13/17)
Defeated an AP Top 25 Team	No. 24 Arizona State, 65-57 (11/23/17)
Defeated a ranked team on the road	No. 23 Texas A&M, 72-67 (2/19/17)
Overcame a 10+ point halftime deficit to win	17, at Iowa State (12/3/16)
Won an overtime game	66-64 vs. UConn [NCAAT] (3/31/17)
Lost an overtime game	75-78 at Kentucky (2/23/17)
Won a double overtime game	74-66 vs. Southern Miss (3/24/14)
Lost a double overtime game	90-92 at Kentucky (2/12/15)
Won regular season tournament	Cancun Classic Mayan Division (2017)
Scored 100 points	106 vs. Georgia State (11/16/17)
Scored 100 points on the road	100 at New Orleans (12/4/01)
Scored 90 points	90 vs. Oregon (12/13/17)
Made 30 field goals	31 vs. Maine (12/17/17)
Made 40 field goals	40 vs. Georgia State (11/16/17)
Made 50 field goals	53 vs. Judson College (2/24/86)
Shot 60% from the field	65.6 vs. Georgia State (11/16/17)
Shot 55% from the field	56.0 vs. LSU [SECT] (3/3/17)
Shot 40% or less from the field	38.6 vs. Green Bay (11/25/17)
Shot less than 30% from the field	28.6 vs. UConn [NCAAT] (3/26/16)
Made 5 3-point field goals	7 vs. Maine (12/17/17)
Made 10 3-point field goals	10 vs. Green Bay (11/25/17)
Made 30 or more free throws	33 vs. Louisiana Tech (12/11/14)
Made 25 or more free throws	26 vs. Oklahoma St. (12/3/17)
Attempted 100 field goals	104 vs. Montevallo (11/19/79)
Attempted 30 3-point field goals	31 at Duke (3/22/15)
Attempted 30 or more free throws	34 vs. Oklahoma St. (12/3/17)
Attempted 45 or more free throws	46 vs. Louisiana Tech (12/11/14)
Had 65 rebounds	69 vs. SE Louisiana (12/7/14)
Had 70 rebounds	71 vs. Arkansas-Pine Bluff (11/13/09)
Had 75 rebounds	78 vs. Judson College (2/24/86)
Had 10 or more blocked shots in a game	11 at Kentucky (2/23/17)
Had 35 assists	37 vs. Memphis (1/3/80)
Had 25 or more assists	25 vs. Louisiana (11/29/17)
Had 30 or more steals	30 vs. New Orleans (11/17/13)
Had 20 or more steals	20 vs. Miss. Valley St. (11/24/15)
Had 10 or more steals	10 vs. Maine (12/17/17)
Had four freshmen start a single game	4, at Vanderbilt (1/12/06)

LAST TIME SOMEONE FOR MSU...

Scored 30 points	35, Teaira McCowan & 30, Victoria Vivians vs. Oregon (12/13/17)
Scored 40 points	41, Morgan William vs. Baylor [NCAAT] (3/26/17)
Scored 45 points	47, Tan White vs. Vanderbilt (2/3/05, 20T)
Scored in double figures in 10 straight games	17 straight, Victoria Vivians (3/17/17-12/13/17)
Scored double figures in 100 straight games	125 straight, LaToya Thomas (11/19/99-3/24/03)
Scored 20 points in 2 straight games	Victoria Vivians (2/19/17-2/23/17)
Scored 20 points in 5 straight games	9 straight, Tan White (2/19-11/26/04)
Scored 20 points in 10 straight games	12 straight, LaToya Thomas (2/1-3/20/01)
Had 2 players score 20 points in a game	vs. Columbia (11/24/17)
Had 3 players score 20 points in a game	vs. So. Miss. (11/20/99)

TOGETHER WE ARE STRONGER

- MSU and the Starkville community came together prior to the season opener to put up a men's and women's basketball mural in downtown StarkVegas. The 16 individual pieces were put up by various members of the community, and once together it contained the message "Together We Are Stronger: Family."



Scored 30 points in 2 straight games	Tan White (38) vs. Ark. (3/3/05) & Auburn (2/27/05)
Scored 30+ points by 2 players in a game	McCowan [35], Vivians [30] vs. Oregon (12/13/17)
5 or more players scored double figures	5, vs. Louisiana (11/29/17)
5 or more scored 10+ pts. in 2 straight games	5, New Orleans (11/29/14) & No. Dakota St. (12/2/14)
Made 10 field goals in a game	10, Victoria Vivians vs. Oregon (12/13/17)
Made 15 field goals in a game	15, Teaira McCowan vs. Oregon (12/13/17)
Made 20 field goals in a game	20, LaToya Thomas vs. Tulsa (11/17/02)
Made 5 or more 3-pointers in a game	5, Victoria Vivians vs. Oregon (12/13/17)
Made 7 or more 3-pointers in a game	7, Victoria Vivians at Louisiana Tech (12/13/15)
Made 8 or more 3-pointers in a game	8, Meadow Overstreet vs. Miss. Valley St. (12/20/99)
Made 10 free throws in a game	10, Morgan William vs. LSU [SECT] (3/3/17)
Made 15 free throws in a game	18, Jennifer Fambrough vs. Northwestern St. (12/19/98)
Had 10 rebounds	11, Teaira McCowan vs. Maine (12/17/17)
Had 15 or more rebounds	19, Teaira McCowan vs. Oregon (12/13/17)
Had 20 rebounds	20, Teaira McCowan vs. Louisiana (11/29/17)
Had 25 rebounds	26, Sophie Ratliff vs. Shorter College (3/14/88)
Had 10+ rebounds in 5 straight games	9 straight, Teaira McCowan (11/19/17-12/17/17)
Had three players record 10 rebounds	vs. SE Louisiana (12/7/14)
Had 10 offensive rebounds	12, Teaira McCowan vs. Oregon (12/13/17)
Had 10 defensive rebounds	10, Teaira McCowan vs. Oklahoma St. (12/3/17)
Dished 10 assists	11, Morgan William vs. Savannah St. (11/29/15)
Dished 10 assists	11, Morgan William vs. Savannah St. (11/29/15)
Dished 15 assists	17, Polly Branch vs. Bryan (2/1/86)
Blocked 5 shots in a game	5, Teaira McCowan vs. Oregon (12/13/17)
Blocked 10 or more shots in a game	10, Martha Alwal vs. Jacksonville St. (11/11/11)
Had 5 or more steals in a game	5, Roshunda Johnson vs. Little Rock (12/10/17)
20 points & 20 rebounds in a game	Teaira McCowan [31 pts., 20 rbd.] vs. Louisiana (11/29/17)
Had a double-double	McCowan [18 pts., 11 rbd.] vs. Maine (12/17/17)
Had a double-double in 2 straight games	Teaira McCowan (3 straight, 12/10/17-12/12/17)
Had a double-double in 3 straight games	Teaira McCowan (3 straight, 12/10/17-12/12/17)
Had a double-double in 4 straight games	4 straight, LaToya Thomas (2/2-12/03)
Had two players record a double-double	McCowan & Vivians vs. Little Rock (12/10/17)
Had three players record a double-double	vs. Arkansas-Pine Bluff (11/13/09)
Had 10+ double-doubles in a season	12, Martha Alwal (2013-14)
Had a triple-double	Cynthia Hall, 12 pts., 10 rbd. and 12 assts. vs. La.-Lafayette (12/16/00)

LAST TIME AN OPPONENT...

Scored 60 points or less	54 by Columbia (11/24/17)
Scored 50 points or less	43 by Maine (12/17/17)
Scored 40 points or less	37 by Louisiana (11/29/17)
Scored 30 points or less	26 by Northwestern St. (12/28/16)
Shot 60% from the field	62.7% by UConn [NCAAT] (3/26/16)
Shot 55% from the field	56.1% by Oregon (12/13/17)
Shot 50% from the field	53.3% by Baylor [NCAAT] (3/26/17)
Made 10 three-point field goals in a game	10 by DePaul [NCAAT] (3/19/17)
Made 10 or fewer field goals	8 by Savannah St. (11/29/15)
Made 35 free throws	38 by Union University (12/3/84)

LAST TIME AN OPPOSING PLAYER...

Scored 40 or more points	42 by Makayla Epps of Kentucky (2/12/15)
Scored 30 or more points	35, Loryn Goodwin of Oklahoma St. (12/3/17)
Made 5 or more 3-pointers	6, Kelsey Plum of Washington [NCAAT] (3/24/17)
Had 15 or more rebounds	16 by Evelyn Akhator of Kentucky (2/23/17)
Had 20 or more rebounds	20 by DeNesha Stallworth of Kentucky (2/27/14)
Had 10 or more assists	11 by Jadda Buckley of Iowa State (12/3/16)



MSU'S RECORD WHEN...

	<u>2017-18</u>	<u>Under Schaefer</u>
Scoring First	7-0	90-23
Opponent Scores First	4-0	45-28
Leads at Halftime	10-0	112-13
Trails at Halftime	1-0	20-37
Is Tied at Halftime		3-1
Shoots 45% or better from field	6-0	54-5
Shoots less than 45% from field	5-0	81-46
Opp. shoots less than 45% from field	9-0	121-25
Opp. shoots 45% or better from field	2-0	14-26
Outrebounds the opponent	9-0	99-11
Ties the opponent in rebounds		6-2
Outrebounded by the opponent	2-0	30-38
Fewer (or ties) TOs than opponent	10-0	116-26
More TOs than opponent	1-0	19-25
Holds opponents to 65 points or less	9-0	112-23
In games decided by 10 points or less	2-0	51-28

MSU'S RECORD IN...

	<u>2017-18</u>	<u>Under Schaefer</u>
All Games	11-0	135-51
Home Games	7-0	80-14
Road Games		29-26
Neutral-sites	4-0	26-11
Non-SEC Games	11-0	85-11
Non-SEC Home Games	7-0	52-2
Non-SEC Road Games		12-3
Non-SEC Neutral-site Games	4-0	21-6
SEC Games		45-35
SEC Home Games		28-12
SEC Road Games		17-23
SEC Tournament		5-5
November Games	7-0	35-4
December Games	4-0	39-3
January Games		23-19
February Games		21-14
March Games		17-10
April Games		0-1
Monday Games		9-2
Tuesday Games		7-1
Wednesday Games	2-0	11-3
Thursday Games	2-0	23-23
Friday Games	2-0	23-1
Saturday Games	1-0	15-2
Sunday Games	4-0	47-19
Overtime Games		7-6
Television Games	7-0	89-30
Games vs. Ranked Opponents	2-0	18-26

MISCELLANEOUS STATS

Double-Doubles:	<u>2017-18</u>	<u>Career</u>	10+ Rebounds:	<u>2017-18</u>	<u>Career</u>
Teaira McCowan	6	16	Teaira McCowan	9	25
Zion Campbell	1	1	Zion Campbell	1	1
Victoria Vivians	1	8	Victoria Vivians	1	8
Leading Scorer:	<u>2017-18</u>	<u>Career</u>	20+ Rebounds:	<u>2017-18</u>	<u>Career</u>
Victoria Vivians	5	64	Teaira McCowan	1	1
Teaira McCowan	3	11	Leader in Steals:	<u>2017-18</u>	<u>Career</u>
Roshunda Johnson	1	2	Roshunda Johnson	5	10
Morgan William	1	16	Victoria Vivians	5	39
Blair Schaefer		4	Jazzmun Holmes	3	12
Iggy Allen		1	Chloe Bibby	1	1
Double-Figure Scoring:	<u>2017-18</u>	<u>Career</u>	Teaira McCowan	1	9
Victoria Vivians	10	102	Bre'Amber Scott	1	1
Blair Schaefer	6	15	Morgan William		33
Teaira McCowan	6	31	Blair Schaefer		4
Morgan William	5	59	Iggy Allen		1
Roshunda Johnson	4	11	Leader in Blocks:	<u>2017-18</u>	<u>Career</u>
Chloe Bibby	2	2	Teaira McCowan	8	53
Zion Campbell	1	1	Zion Campbell	3	3
Jazzmun Holmes	1	4	Jazzmun Holmes	2	4
Iggy Allen		2	Chloe Bibby	1	1
20-Plus Point Games:	<u>2017-18</u>	<u>Career</u>	Roshunda Johnson	1	1
Victoria Vivians	4	36	Blair Schaefer	1	2
Teaira McCowan	3	8	Victoria Vivians	1	11
Roshunda Johnson	1	2	Morgan William		8
Morgan William		8	10+ Blocks:	<u>2017-18</u>	<u>Career</u>
Blair Schaefer		1	Leader in Assists:	<u>2017-18</u>	<u>Career</u>
30-Plus Point Games:	<u>2017-18</u>	<u>Career</u>	Morgan William	6	83
Teaira McCowan	2	2	Jazzmun Holmes	2	17
Victoria Vivians	2	5	Roshunda Johnson	1	2
40-Plus Point Games:	<u>2017-18</u>	<u>Career</u>	Victoria Vivians	1	5
Morgan William		1	10+ Assists:	<u>2017-18</u>	<u>Career</u>
Leading Rebounder:	<u>2017-18</u>	<u>Career</u>	Morgan William		1
Teaira McCowan	9	37			
Zion Campbell	1	1			
Victoria Vivians		19			
Blair Schaefer		1			

BREAKING DOWN THE BULLDOGS

Charges Taken		Career Games Played
Morgan William	8	120.....Victoria Vivians
Roshunda Johnson	3	120.....Morgan William
Bre'Amber Scott	3	108 (64 at Okla. St.).....Roshunda Johnson
Blair Schaefer	2	107.....Blair Schaefer
Victoria Vivians	2	85.....Teaira McCowan
Chloe Bibby	1	82.....Jazzmun Holmes
Who Scored First		39 (36 at Arkansas).....Jordan Danberry
Teaira McCowan	5	29 (20 at Auburn).....Jonika Garvin
Victoria Vivians	3	26.....Zion Campbell
Blair Schaefer	2	20.....Iggy Allen
Roshunda Johnson	1	11.....Chloe Bibby
How The First Points Were Scored		9.....Bre'Amber Scott
Jumper	4	6.....Nyah Tate
Layup	3	Career Games Started
3-Pointer	3	117.....Victoria Vivians
Free Throw	1	86.....Morgan William
Scoring By Class		57 (37 at Okla. St.).....Roshunda Johnson
Seniors	518 (56.4%)	13 (all at Arkansas).....Jordan Danberry
Juniors	269 (29.3%)	18.....Teaira McCowan
Sophomores	42 (4.5%)	15.....Blair Schaefer
Freshmen	90 (9.8%)	Consecutive Games Started
Total	919	86.....Morgan William
Consecutive Free Throws Made (active)		17.....Teaira McCowan
Morgan William	14	15.....Victoria Vivians
Roshunda Johnson	13	11.....Roshunda Johnson
Chloe Bibby	7	11.....Blair Schaefer
Blair Schaefer	4	
Jazzmun Holmes	3	
Victoria Vivians	3	
Iggy Allen	1	
Jordan Danberry	1	
Jonika Garvin	1	
Teaira McCowan	1	
Bre'Amber Scott	1	

MSU IN THE SEC AND NCAA
(Through 12/17/17)

TEAM STANDINGS — ALL GAMES

CATEGORY	TOTAL	SEC	NCAA
Scoring Offense	83.5	3	21
Scoring Defense	54.5	2	15
Scoring Margin	+29.1	2	5
FG Percentage	.471	3	20
FG Percentage Def.	.377	9	101
3PT FG Percentage	.370	4	47
3PT FG Defense	.293	6	103
3PT FG Per Game	7.0	5	100
Free Throw Percentage	.700	5	141
Rebounding Offense	40.0	10	117
Rebounding Defense	31.5	3	—
Rebounding Margin	+8.5	4	43
Offensive Rebounds	15.2	4	—
Defensive Rebounds	24.8	12	—
Blocked Shots	4.5	T7	68
Assists	16.4	4	57
Steals	9.3	5	96
Turnovers Forced	21.6	2	31
Turnover Margin	+8.7	1	6
Assist/Turnover Ratio	1.3	2	31

INDIVIDUAL STANDINGS — ALL GAMES

CATEGORY	TOTAL	SEC	NCAA
POINTS PER GAME			
Victoria Vivians	19.4	3	43
Teaira McCowan	17.5	7	99
FIELD GOAL PERCENTAGE			
Teaira McCowan	.648	2	11
Victoria Vivians	.535	9	59
REBOUNDS			
Teaira McCowan	12.2	2	8
3PT FIELD GOALS MADE			
Ro Johnson	2.1	T8	213
Blair Schaefer	2.1	T8	213
Victoria Vivians	2.0	T10	222
3PT FIELD GOAL PERCENTAGE			
Ro Johnson	.434	5	59
Victoria Vivians	.400	14	105
Blair Schaefer	.397	15	115
FREE THROW PERCENTAGE			
Victoria Vivians	.841	5	79
Morgan William	.824	8	108
OFFENSIVE REBOUNDS			
Teaira McCowan	5.4	1	2
DEFENSIVE REBOUNDS			
Teaira McCowan	6.8	5	—
ASSISTS			
Morgan William	4.8	6	86
ASSIST/TURNOVER RATIO			
Morgan William	5.3	1	2
Jazzmun Holmes	2.9	3	25
STEALS			
Ro Johnson	2.2	6	150
Victoria Vivians	1.7	T15	—
BLOCKS			
Teaira McCowan	2.1	5	48

BULLDOG GAME-BY-GAME LEAD/DEFICIT

OPPONENT	LARGEST LEAD	LARGEST DEFICIT	TIME LED	TIME TRAILED	TIME TIED	RESULT
Virginia	22 (4th, 7:34)	2 (1st, 9:34)	36:06	2:43	1:11	W, 68-53
Georgia State	59 (4th, 3:23)	None	39:25	0:00	:35	W, 106-50
Southern Miss	39 (4th, 8:45)	None	38:52	0:00	1:04	W, 91-56
vs. Arizona State	13 (1st, :47)	3 (3rd, 9:40)	28:19	8:12	3:29	W, 65-57
vs. Columbia	37 (4th, 4:38)	5 (1st, 8:01)	32:53	3:34	3:06	W, 90-54
vs. Green Bay	29 (3rd, 1:29)	1 (1st, 7:50)	39:32	:08	:20	W, 67-46
vs. Louisiana	57 (4th, :26)	None	39:51	0:00	:09	W, 94-37
Oklahoma State	12 (4th, 2:51)	1 (1st, 5:27)	35:58	2:27	1:33	W, 79-76
Little Rock	45 (4th, 2:40)	None	39:09	0:00	:51	W, 86-48
Oregon	20 (3rd, 3:21)	2 (1st, 8:37)	37:57	:39	1:22	W, 90-79
Maine	41 (4th, :53)	3 (1st, 8:44)	37:49	:15	1:56	W, 83-43
at UNLV						
vs. Syracuse						
Miss. Valley St.						
at Georgia						
Arkansas						
at LSU						
Ole Miss						
Alabama						
at Tennessee						
Florida						
at Ole Miss						
at Missouri						
South Carolina						
at Florida						
Kentucky						
at Vanderbilt						
Texas A&M						
Auburn						
at Kentucky						

BULLDOG GAME-BY-GAME SPECIALTY STATS (MSU/OPPONENT)

OPPONENT	PAINT	OFF TO	2ND CHANCE	FAST BREAK	BENCH
Virginia	26/26	26/7	9/5	8/10	19/20
Georgia State	56/20	35/4	17/8	16/4	33/14
Southern Miss	36/22	31/11	33/5	6/8	20/25
vs. Arizona State	38/28	18/19	17/9	8/8	8/19
vs. Columbia	40/20	23/3	18/8	9/6	23/11
vs. Green Bay	12/18	14/9	10/3	2/2	4/10
vs. Louisiana	46/10	24/10	14/7	19/2	30/15
Oklahoma State	32/36	21/6	4/8	6/16	4/11
Little Rock	50/28	25/6	17/7	0/2	31/29
Oregon	50/44	13/9	18/16	6/8	2/21
Maine	36/24	29/7	13/5	11/0	35/8
at UNLV					
vs. Syracuse					
Miss. Valley St.					
at Georgia					
Arkansas					
at LSU					
Ole Miss					
Alabama					
at Tennessee					
Florida					
at Ole Miss					
at Missouri					
South Carolina					
at Florida					
Kentucky					
at Vanderbilt					
Texas A&M					
Auburn					
at Kentucky					





VIC SCHAEFER

HEAD COACH • 6TH SEASON AT MSU

- 2017 WBCA REGION COACH OF THE YEAR
- 2017 NAISMITH NATIONAL COACH OF THE YEAR FINALIST
- 2017 ESPY FOR BEST UPSET
- 2015 AP SEC COACH OF THE YEAR
- 2015 SEC COACHES' CO-COACH OF THE YEAR
- 2015 NAISMITH NATIONAL COACH OF THE YEAR SEMIFINALIST

- Vic Schaefer is in his sixth season as the Bulldogs' coach. He owns the second-most victories in program history, and his winning percentage through his first five campaigns is the best in program annals.
- Schaefer has led the Bulldogs to the postseason each of the last four seasons, including three-straight NCAA Tournament berths. After going to the Sweet 16 in 2015-16, the Bulldogs earned national finalist honors in 2017 after advancing to the national title game in the program's first Final Four appearance.
- He was named WBCA Region Coach of the Year and a finalist for Naismith National Coach of the Year in 2017. In 2015, after guiding State to its first NCAA Tournament berth since 2010, Schaefer was named a semifinalist for the Naismith award after earning SEC Coach of the Year accolades from both his fellow coaches and the Associated Press.
- Schaefer's Bulldog teams have posted 20-plus wins each of the last four seasons, matching the total number of 20-win seasons by the program in the 38 years prior to his arrival. His 2016-17 team set Mississippi State's single-season wins record for the third-straight year as it posted a 34-5 ledger. That top mark came after the Bulldogs won 28 games in 2015-16 and 27 in 2014-15.
- His first signing class of Ketara Chapel, Dominique Dillingham, Chinwe Okorie and Breanna Richardson won 22 games in 2013-14 before capping their careers with their program-best 111th victory in State's Final Four upset of No. 1 UConn, a victory that won MSU the ESPY for Best Upset.
- In addition to the school-record 34 overall wins in 2016-17, the Bulldogs also claimed a program-best 13 SEC wins en route to claiming their best league finish with a second-place showing. The Dawgs also advanced to the SEC Tournament title game for the second-straight year.
- Schaefer picked up his 200th win as a head coach in last season's NCAA Tournament opening-round win against Troy (March 17, 2017).
- Under Schaefer's guidance, Mississippi State has also drawn record attendance numbers in Humphrey Coliseum. The Top 10 and 17 of the Top 20 crowds in program history have come during his watch, including the first two 10K attendance crowds ever in the state of Mississippi for a women's basketball game.
- MSU drew 86,328 for 13 home dates last season, a 6,641 average that ranked seventh nationally. The Bulldogs' average attendance was an increase of 1,479 from 2015-16, when State drew a program-record 92,914, the third-largest increase in the nation after the program had the fourth-biggest jump each of the previous two years.
- Schaefer also went to the Final Four in his previous two stops at Texas A&M and Arkansas. In nine seasons in College Station, he helped the Aggies to 212 wins and seven NCAA Tournament appearances, including the 2011 national championship.
- He was part of 121 wins in six seasons at Arkansas, taking the Razorbacks to the Final Four in his first season. The Razorbacks went to four NCAA Tournament appearances and won a WNIT title during his time on the staff in Fayetteville.



2017 NCAA NATIONAL FINALIST

SCHAEFER AT MSU, TEXAS A&M & ARKANSAS

Overall: 468-217 (.683) in 21 seasons

MISSISSIPPI STATE — HEAD COACH

Year	Record	Postseason
2012-13	13-17	—
2013-14	22-14	WNIT Quarterfinals
2014-15	27-7	NCAA Second Round
2015-16	28-8	NCAA Sweet 16
2016-17	34-5	NCAA National Finalist
2017-18	11-0	—

Record: 135-51 (.726) in 6 seasons

- 3 NCAA Tournament Appearances
- 1 NCAA National Finalist (2016-17)
- 1 NCAA Elite Eight (2016-17)
- 2 NCAA Sweet 16 (2015-16, 2016-17)
- 1 NCAA Second Round (2014-15)
- 1 WNIT Appearance
- 1 WNIT Quarterfinals (2013-14)
- 2 SEC Tournament Title Game Appearances (2015-16, 2016-17)

TEXAS A&M — ASSOCIATE HEAD COACH

Year	Record	Postseason
2003-04	9-19	—
2004-05	16-15	WNIT Quarterfinals
2005-06	23-9	NCAA First Round
2006-07	25-7	Big 12 Champion/ NCAA Second Round
2007-08	29-8	Big 12 Tournament Champion/ NCAA Elite Eight
2008-09	27-8	NCAA Sweet 16
2009-10	26-8	Big 12 Tournament Champion/ NCAA Second Round
2010-11	33-5	NCAA National Champion
2011-12	24-11	NCAA Sweet 16

Record: 212-90 (.702) in 9 seasons

- 7 NCAA Tournament Appearances
- 1 NCAA National Championship (2010-11)
- 1 NCAA Elite Eight (2007-08)
- 2 NCAA Sweet 16 (2008-09, 2011-12)
- 2 NCAA Second Round (2006-07, 2009-10)
- 1 NCAA First Round (2005-06)
- 1 WNIT Appearance
- 1 WNIT Quarterfinals (2004-05)

ARKANSAS — ASSOCIATE HEAD COACH

Year	Record	Postseason
1997-98	22-11	NCAA Final Four
1998-99	20-14	WNIT National Champion
1999-00	17-15	WNIT Semifinals
2000-01	20-13	NCAA Second Round
2001-02	20-12	NCAA Second Round
2002-03	22-11	NCAA Second Round

Record: 121-76 (.614) in 6 seasons

- 4 NCAA Tournament Appearances
- 1 NCAA Final Four (1997-98)
- 3 NCAA Second Round (2000-01, 2001-02, 2002-03)
- 2 WNIT Appearances
- 1 WNIT National Championship (1998-99)
- 1 WNIT Semifinal (1999-00)



@HailStateWBK



Facebook.com/HailStateWBK



HailStateWBK

YEAR-BY-YEAR AT THE HUMP

year	g	rec.	pct.	sec	non
1975-76	6	2-4	.333	---	---
1976-77	10	4-6	.400	---	---
1977-78	14	9-5	.391	---	---
1978-79	12	9-3	.750	---	---
1979-80	12	8-5	.615	---	---
1980-81	13	11-2	.846	---	---
1981-82	14	8-6	.571	---	---
1982-83	15	10-5	.667	0-4	10-1
1983-84	15	8-7	.533	0-5	8-2
1984-85	12	5-7	.417	0-4	5-3
1985-86	13	6-7	.462	0-4	6-3
1986-87	12	7-5	.583	2-3	5-2
1987-88	13	8-5	.615	0-5	8-0
1988-89	11	8-3	.727	3-2	5-1
1989-90	13	5-8	.385	0-5	5-3
1990-91	13	5-8	.385	0-4	5-4
1991-92	13	10-3	.769	3-3	7-0
1992-93	11	8-3	.727	3-2	5-1
1993-94	14	7-7	.500	1-5	6-2
1994-95	10	6-4	.600	1-4	5-0
1995-96	12	9-3	.750	4-2	5-1
1996-97	12	6-6	.500	0-6	6-0
1997-98	13	9-4	.692	3-3	6-1
1998-99	13	11-2	.846	6-2	5-0
1999-00	15	13-2	.867	5-2	8-0
2000-01	15	9-6	.600	2-5	7-1
2001-02	13	11-2	.846	5-2	6-0
2002-03	13	12-1	.923	6-1	6-0
2003-04	11	8-3	.727	5-1	3-2
2004-05	17	13-4	.765	4-3	9-1
2005-06	14	4-10	.286	0-7	4-3
2006-07	17	9-8	.529	2-5	7-3
2007-08	16	11-5	.688	3-4	8-1
2008-09	16	12-4	.750	4-3	8-1
2009-10	16	12-4	.750	4-4	8-0
2010-11	14	6-8	.429	1-7	5-1
2011-12	16	10-6	.625	2-6	8-0
2012-13	17	12-5	.706	4-4	8-1
2013-14	21	16-5	.762	4-4	12-1
2014-15	18	17-1	.944	7-1	10-0
2015-16	18	16-2	.889	6-2	10-0
2016-17	13	12-1	.923	7-1	5-0
2017-18	7	7-0	1.000	0-0	7-0

ALL-TIME RECORD (43 YEARS): 389-195 (.666)

BULLDOGS AT HUMPHREY COLISEUM

- Mississippi State is in its 43rd season at Humphrey Coliseum. The Bulldogs are 389-195 all-time in the Hump.
- The Bulldogs are 52-4 in the Hump since 2014-15, including 20-4 in SEC play.
- MSU has had the nation's 3rd-largest average attendance increase in 2016-17 after being fourth the previous two seasons.
- The Bulldogs have claimed the Top 10 crowds and 17 of the Top 20 during Vic Schaefer's tenure.
- MSU recorded its second crowd over 10K with 10,500 against Tennessee.

MSU'S RECORD AT HOME UNDER SCHAEFER

YEAR	OVERALL	Pct.	SEC	Pct.	NON-CONF.	Pct.
2012-13	12-5	.706	4-4	.500	8-1	.889
2013-14	16-5	.762	4-4	.500	12-1	.923
2014-15	17-1	.944	7-1	.875	10-0	1.000
2015-16	16-2	.889	6-2	.750	10-0	1.000
2016-17	12-1	.923	7-1	.875	5-0	1.000
2017-18	7-0	1.000	0-0	.000	7-0	1.000
TOTALS	80-14	.851	28-12	.700	52-2	.963



TOP 20 WOMEN'S CROWDS

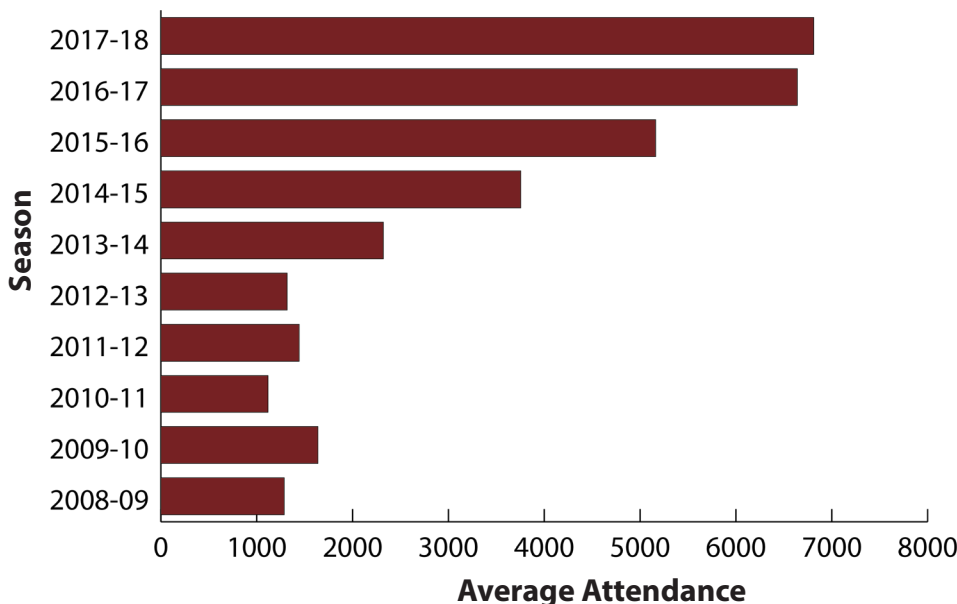
Att.	date	opp.	score	
1	10,626	1/24/16	South Carolina	L, 51-57
2	10,500	2/26/17	Tennessee	L, 64-82
3	8,840	1/16/17	Ole Miss	W, 73-62
4	7,780	1/29/17	Texas A&M	W, 71-61
5	7,764	11/20/16	Texas	W, 79-68
6	7,326	3/1/15	Ole Miss	W, 55-47
7	7,128	1/18/16	Ole Miss	W, 79-51
8	7,094	3/20/16	Michigan St. (NCAA)	W, 74-72
9	6,811	11/10/17	Virginia	W, 68-53
10	6,463	11/13/15	Samford	W, 68-47
11	6,352	12/28/16	Northwestern St.	W, 106-30
12	6,224	2/28/16	Alabama	W, 61-52
13	6,055	2/9/03	LSU	L, 72-77
14	6,035	3/19/17	DePaul (NCAA)	W, 92-71
15	5,863	2/17/00	Tennessee	L, 75-79
16	5,849	1/1/17	LSU	W, 74-48
17	5,792	2/5/17	Missouri	W, 70-53
18	5,787	1/10/10	Tennessee	L, 48-75
19	5,786	12/20/16	Alabama State	W, 90-47
20	5,712	1/10/16	Arkansas	W, 80-55

— Attendances set under Vic Schaefer in Bold

ATTENDANCE LAST 15 YEARS

2017-18	37,262	2008-09	20,590
2016-17	86,328	2007-08	16,065
2015-16	92,914	2006-07	12,364
2014-15	67,598	2005-06	9,058
2013-14	48,733	2004-05	18,392
2012-13	22,384	2003-04	12,988
2011-12	23,073	2002-03	26,290
2010-11	15,645	2001-02	22,482
2009-10	26,206	2000-01	20,948

MISSISSIPPI STATE AVERAGE HOME ATTENDANCE THE LAST 10 SEASONS



HUMPHREY COLISEUM INDIVIDUAL RECORDS

- Most Points**
47 - Tan White vs. Vanderbilt [20T] (2/3/05)
- Most Rebounds**
26 - Sophie Ratliff vs. Shorter (2/15/88)
- Most FG Made**
20 - LaToya Thomas vs. Tulsa (11/17/02)
- Most 3FG Made**
8 - Meadow Overstreet vs. Miss. Valley St. (12/20/99)
- Most FT Made**
18 - Jennifer Fambrough vs. Northwestern St. (12/19/88)
- Most Assists**
13 - Katia May, vs. Tennessee Tech (11/21/13)
- Most Steals**
13 - Katia May, vs. Tennessee Tech (11/21/13)
- Most Blocked Shots**
10 - Martha Alwal vs. Jacksonville State (11/11/11)

HUMPHREY COLISEUM TEAM RECORDS

- Most Points**
117 - vs. Judson (2/24/86)
- Most Rebounds**
78 - vs. Judson (2/24/86)
- Most FG Made**
53 - vs. Judson (2/24/86)
- Most 3FG Made**
13 - 2x, last vs. Southern Miss (11/19/17)
- Most FT Made**
36 - vs. SE Louisiana (12/20/13)
- Most Assists**
30 - vs. Mississippi Valley (11/24/15)
- Most Steals**
30 - vs. Mississippi Valley (12/20/99)
- Most Blocked Shots**
32 - vs. Nicholls (12/7/08)
- Most Blocked Shots**
14 - vs. Jacksonville State (11/11/11)



IGGY ALLEN

Guard | 5-10 | Sophomore
Pompano Beach, Fla. | Dillard HS

12

CAREER HIGHS

Points	14, vs. San Jose State (11-26-16)
Rebounds	6, vs. Villanova (11-11-16)
FG Made	7, vs. San Jose State (11-26-16)
FG Attempts	9, vs. San Jose State (11-26-16)
3PT FG Made	—
3PT FG Attempts	1, at Hawaii (11-27-16)
FT Made	3, vs. Northwestern State (12-28-16)
FT Attempts	4, vs. Northwestern State (12-28-16)
Assists	3, vs. Northwestern State (12-28-16)
Blocks	—
Steals	3, vs. Northwestern State (12-28-16)

SEC HIGHS

Points	2, vs. Vanderbilt (2-9-17)
Rebounds	1, vs. Vanderbilt (2-9-17)
FG Made	1, vs. Vanderbilt (2-9-17)
FG Attempts	2, vs. Vanderbilt (2-9-17)
3PT FG Made	—
3PT FG Attempts	—
FT Made	1, vs. LSU (1-1-17)
FT Attempts	2, vs. LSU (1-1-17)
Assists	—
Blocks	—
Steals	1, vs. LSU (1-1-17)

ALLEN'S 2017-18 GAME-BY-GAME (* — INDICATES GAME STARTED)

Opponent	Min.	FG-A	3PT-A	FT-A	O-D-T	PF	Ast.	TO	Blk.	Stl.	Pts.
Virginia											— DID NOT PLAY —
Georgia State											— DID NOT PLAY —
Southern Miss											— DID NOT PLAY —
vs. Arizona State											— DID NOT PLAY —
vs. Columbia											— DID NOT PLAY —
vs. Green Bay											— DID NOT PLAY —
vs. Louisiana											— DID NOT PLAY —
Oklahoma State											— DID NOT PLAY —
Little Rock											— DID NOT PLAY —
Oregon											— DID NOT PLAY —
Maine											— DID NOT PLAY —
at UNLV											
vs. Syracuse											
Miss. Valley St.											
at Georgia											
Arkansas											
at LSU											
Ole Miss											
Alabama											
at Tennessee											
Florida											
at Ole Miss											
at Missouri											
South Carolina											
at Florida											
Kentucky											
at Vanderbilt											
Texas A&M											
Auburn											
at Kentucky											

ALLEN'S BULLDOG BITES

- Suffered a season-ending injury in preseason practice
- Averaged 2.7 points in 20 games last season

IGGY ALLEN'S CAREER STATISTICS

ALL GAMES

Year	GP	GS	Min	Avg	Total			3-Point			F-Throw			Rebounds				PF	FO	Ast	TO	Blk	Stl	Pts	Avg
					FG	FGA	Pct	FG	FGA	Pct	FT	FTA	Pct	Off	Def	Tot	Avg								
2016-17	20	0	111	5.6	22	46	.478	0	1	.000	9	14	.643	8	9	17	0.9	13	0	9	16	0	8	53	2.7
TOTAL	20	0	111	5.6	22	46	.478	0	1	.000	9	14	.643	8	9	17	0.9	13	0	9	16	0	8	53	2.7

SEC GAMES

Year	GP	GS	Min	Avg	Total			3-Point			F-Throw			Rebounds				PF	FO	Ast	TO	Blk	Stl	Pts	Avg
					FG	FGA	Pct	FG	FGA	Pct	FT	FTA	Pct	Off	Def	Tot	Avg								
2016-17	3	0	9	3.0	1	2	.500	0	0	.000	1	2	.500	1	0	1	0.3	1	0	0	1	0	1	3	1.0
TOTAL	3	0	9	3.0	1	2	.500	0	0	.000	1	2	.500	1	0	1	0.3	1	0	0	1	0	1	3	1.0





CHLOE BIBBY

Forward | 6-1 | Freshman

Warracknabeal, Australia | Rowville Secondary College

55

CAREER HIGHS

Points	13, 2x, last vs. Louisiana (11-29-17)
Rebounds	7, vs. Louisiana (11-29-17)
FG Made.....	5, 2x, last vs. Louisiana (11-29-17)
FG Attempts	10, vs. Louisiana (11-29-17)
3PT FG Made	2, 2x, last vs. Southern Miss (11-19-17)
3PT FG Attempts.....	3, 4x, last vs. Little Rock (12-10-17)
FT Made	4, vs. Little Rock (12-10-17)
FT Attempts.....	4, vs. Little Rock (12-10-17)
Assists.....	3, vs. Georgia State (11-16-17)
Blocks	1, vs. Oklahoma State (12-3-17)
Steals	2, 2x, last vs. Little Rock (12-10-17)

SEC HIGHS

Points.....	—
Rebounds	—
FG Made.....	—
FG Attempts	—
3PT FG Made	—
3PT FG Attempts.....	—
FT Made	—
FT Attempts.....	—
Assists.....	—
Blocks	—
Steals	—

BIBBY'S 2017-18 GAME-BY-GAME (* — INDICATES GAME STARTED)												
Opponent	Min.	FG-A	3PT-A	FT-A	O-D-T	PF	Ast.	TO	Blk.	Stl.	Pts.	
Virginia	29	5-8	2-3	1-1	2-1-3	1	0	0	0	0	13	
Georgia State	18	3-7	0-2	0-0	3-2-5	3	3	1	0	0	6	
Southern Miss	20	4-7	2-3	0-0	0-5-5	0	0	1	0	2	10	
vs. Arizona State	24	0-7	0-1	0-0	0-1-1	1	0	4	1	1	0	
vs. Columbia	17	2-6	0-1	2-3	0-2-2	1	1	0	0	0	6	
vs. Green Bay	7	0-3	0-1	0-0	0-0-0	2	0	0	0	0	0	
vs. Louisiana	23	5-10	1-3	2-3	3-4-7	0	0	2	0	0	13	
Oklahoma State	7	0-0	0-0	0-0	0-1-1	1	0	0	1	0	0	
Little Rock	16	2-5	1-3	4-4	2-4-6	1	0	0	0	2	9	
Oregon	20	0-5	0-1	0-0	0-1-1	0	1	1	0	1	0	
Maine	15	2-3	0-0	2-2	0-1-1	2	0	0	0	0	6	
at UNLV												
vs. Syracuse												
Miss. Valley St.												
at Georgia												
Arkansas												
at LSU												
Ole Miss												
Alabama												
at Tennessee												
Florida												
at Ole Miss												
at Missouri												
South Carolina												
at Florida												
Kentucky												
at Vanderbilt												
Texas A&M												
Auburn												
at Kentucky												

BIBBY'S BULLDOG BITES

- Connected on 5 of 8 shots, including 2 3-pointers, for 13 points in her MSU debut against Virginia
- Had 6 points, 5 rebounds, 3 assists vs. Georgia State
- Tallied 10 points, 5 rebounds and 2 steals against Southern Miss
- Added 6 points in MSU's Cancun Challenge win against Columbia
- Notched 13 points and grabbed 7 rebounds against Louisiana
- Collected 9 points and 6 rebounds against Little Rock
- Added 6 points in State's win against Maine

CHLOE BIBBY'S CAREER STATISTICS

ALL GAMES

Year	GP	GS	Min	Avg	Total			3-Point			F-Throw			Rebounds				PF	FO	Ast	TO	Blk	Stl	Pts	Avg
					FG	FGA	Pct	FG	FGA	Pct	FT	FTA	Pct	Off	Def	Tot	Avg								
2017-18	11	0	196	17.8	23	61	.377	6	18	.333	11	13	.846	10	22	32	2.9	12	0	5	9	2	6	63	5.7
TOTAL	11	0	196	17.8	23	61	.377	6	18	.333	11	13	.846	10	22	32	2.9	12	0	5	9	2	6	63	5.7

SEC GAMES

Year	GP	GS	Min	Avg	Total			3-Point			F-Throw			Rebounds				PF	FO	Ast	TO	Blk	Stl	Pts	Avg
					FG	FGA	Pct	FG	FGA	Pct	FT	FTA	Pct	Off	Def	Tot	Avg								
2017-18																									
TOTAL																									





ZION CAMPBELL

Center | 6-3 | Redshirt Sophomore
Washington, D.C. | Riverdale Baptist School

25

CAREER HIGHS

Points	13, vs. Georgia State (11-16-17)
Rebounds	11, vs. Georgia State (11-16-17)
FG Made.....	6, vs. Georgia State (11-16-17)
FG Attempts	6, vs. Georgia State (11-16-17)
3PT FG Made	—
3PT FG Attempts	—
FT Made	3, vs. Arizona State (11-23-17)
FT Attempts.....	4, vs. Arizona State (11-23-17)
Assists.....	1, 7x, last vs. Maine (12-17-17)
Blocks	2, vs. Oklahoma State (12-3-17)
Steals	2, vs. Little Rock (12-10-17)

SEC HIGHS

Points	2, 2x, last at South Carolina (1-23-17)
Rebounds	2, at Tennessee (1-8-17)
FG Made.....	1, 2x, last at South Carolina (1-23-17)
FG Attempts	1, 3x, last at South Carolina (1-23-17)
3PT FG Made	—
3PT FG Attempts	—
FT Made	—
FT Attempts.....	2, vs. LSU (1-1-17)
Assists.....	1, at Tennessee (1-8-17)
Blocks	—
Steals	—

CAMPBELL'S 2017-18 GAME-BY-GAME (* — INDICATES GAME STARTED)

Opponent	Min.	FG-A	3PT-A	FT-A	O-D-T	PF	Ast.	TO	Blk.	Stl.	Pts.
Virginia	— DID NOT PLAY —										
Georgia State	25	6-6	0-0	1-2	2-9-11	2	0	1	1	0	13
Southern Miss	12	1-3	0-0	0-0	3-2-5	1	1	0	0	1	2
vs. Arizona State	20	1-2	0-0	3-4	3-3-6	2	0	1	1	0	5
vs. Columbia	16	1-2	0-0	1-2	2-4-6	3	0	2	1	0	3
vs. Green Bay	7	0-0	0-0	0-0	0-0-0	1	0	1	0	0	0
vs. Louisiana	14	1-2	0-0	0-0	1-4-5	1	0	1	0	0	2
Oklahoma State	9	0-0	0-0	0-0	0-4-4	2	1	1	2	0	0
Little Rock	21	3-4	0-0	0-0	3-2-5	2	1	1	0	2	6
Oregon	5	0-0	0-0	0-0	0-1-1	0	0	0	0	0	0
Maine	14	3-5	0-0	1-2	1-3-4	0	1	1	0	1	7
at UNLV											
vs. Syracuse											
Miss. Valley St.											
at Georgia											
Arkansas											
at LSU											
Ole Miss											
Alabama											
at Tennessee											
Florida											
at Ole Miss											
at Missouri											
South Carolina											
at Florida											
Kentucky											
at Vanderbilt											
Texas A&M											
Auburn											
at Kentucky											

CAMPBELL'S BULLDOG BITES

- Tabbed to the SEC Academic Honor Roll each of her first two seasons on campus
- Registered her first-career double-double with 13 points and a game-high 11 rebounds against Georgia State
- Scored 5 points and grabbed 6 rebounds against No. 24 Arizona State
- Collected 6 rebounds and had a block against Columbia
- Blocked a career-best 2 shots against Oklahoma State
- Tallied a career-high 2 steals in a 6-point effort against Little Rock
- Put in 7 points and grabbed 4 rebounds against Maine

ZION CAMPBELL'S CAREER STATISTICS

ALL GAMES

Year	GP	GS	Min	Avg	Total			3-Point			F-Throw			Rebounds				PF	FO	Ast	TO	Blk	Stl	Pts	Avg
					FG	FGA	Pct	FG	FGA	Pct	FT	FTA	Pct	Off	Def	Tot	Avg								
2016-17	16	0	43	2.7	5	7	.714	0	0	.000	0	2	.000	4	9	13	0.8	5	0	3	1	0	1	10	0.6
2017-18	10	0	143	14.3	16	24	.667	0	0	.000	6	10	.600	15	32	47	4.7	14	0	4	9	5	4	38	3.8
TOTAL	26	0	186	7.2	21	31	.677	0	0	.000	6	12	.500	19	41	60	2.3	19	0	7	10	5	5	48	1.8

SEC GAMES

Year	GP	GS	Min	Avg	Total			3-Point			F-Throw			Rebounds				PF	FO	Ast	TO	Blk	Stl	Pts	Avg
					FG	FGA	Pct	FG	FGA	Pct	FT	FTA	Pct	Off	Def	Tot	Avg								
2016-17	7	0	20	2.9	2	3	.667	0	0	.000	0	2	.000	1	4	5	0.7	1	0	1	1	0	0	4	0.6
TOTAL	7	0	20	2.9	2	3	.667	0	0	.000	0	2	.000	1	4	5	0.7	1	0	1	1	0	0	4	0.6





JORDAN DANBERRY

Guard | 5-8 | Junior
 Conway, Ark. | Conway HS/Arkansas

24

CAREER HIGHS

Points	7, vs. Maine (12-17-17)
Rebounds	4, vs. Maine (12-17-17)
FG Made	2, vs. Maine (12-17-17)
FG Attempts	6, vs. Maine (12-17-17)
3PT FG Made	—
3PT FG Attempts	—
FT Made	3, vs. Maine (12-17-17)
FT Attempts	4, vs. Maine (12-17-17)
Assists	3, vs. Maine (12-17-17)
Blocks	1, vs. Maine (12-17-17)
Steals	1, 2x, last vs. Maine (12-17-17)

SEC HIGHS

Points	—
Rebounds	—
FG Made	—
FG Attempts	—
3PT FG Made	—
3PT FG Attempts	—
FT Made	—
FT Attempts	—
Assists	—
Blocks	—
Steals	—

DANBERRY'S 2017-18 GAME-BY-GAME (* — INDICATES GAME STARTED)

Opponent	Min.	FG-A	3PT-A	FT-A	O-D-T	PF	Ast.	TO	Blk.	Stl.	Pts.
Virginia											— DID NOT PLAY —
Georgia State											— DID NOT PLAY —
Southern Miss											— DID NOT PLAY —
vs. Arizona State											— DID NOT PLAY —
vs. Columbia											— DID NOT PLAY —
vs. Green Bay											— DID NOT PLAY —
vs. Louisiana											— DID NOT PLAY —
Oklahoma State											— DID NOT PLAY —
Little Rock	13	1-4	0-0	0-2	1-0-1	2	0	1	0	1	2
Oregon	6	0-2	0-1	0-0	0-0-0	0	0	0	0	0	0
Maine	15	2-6	0-0	3-4	1-3-4	3	3	3	1	1	7
at UNLV											
vs. Syracuse											
Miss. Valley St.											
at Georgia											
Arkansas											
at LSU											
Ole Miss											
Alabama											
at Tennessee											
Florida											
at Ole Miss											
at Missouri											
South Carolina											
at Florida											
Kentucky											
at Vanderbilt											
Texas A&M											
Auburn											
at Kentucky											

DANBERRY'S BULLDOG BITES

- Made her MSU debut against Little Rock
- Played in 36 games at Arkansas
- Added 7 points to go with 4 rebounds against Maine

JORDAN DANBERRY'S CAREER STATISTICS

ALL GAMES (MSU & ARKANSAS)

Year	GP	GS	Min	Avg	Total			3-Point			F-Throw			Rebounds				PF	FO	Ast	TO	Blk	Stl	Pts	Avg
					FG	FGA	Pct	FG	FGA	Pct	FT	FTA	Pct	Off	Def	Tot	Avg								
2015-16*	30	13	575	19.2	77	233	.330	3	28	.107	44	71	.620	30	48	78	2.6	72	2	70	83	5	27	201	6.7
2016-17*	6	0	72	12.0	8	19	.421	2	3	.667	10	13	.769	10	13	23	3.8	10	0	4	12	0	2	28	4.7
2017-18	3	0	34	11.3	3	12	.250	0	1	.000	3	6	.500	2	3	5	1.7	5	0	3	4	1	2	9	3.0
MSU TOTAL	3	0	34	11.3	3	12	.250	0	1	.000	3	6	.500	2	3	5	1.7	5	0	3	4	1	2	9	3.0
All*	39	13	681	17.5	88	264	.333	5	32	.156	57	90	.633	42	64	106	2.7	87	2	77	99	6	31	238	6.1

* Statistics from Arkansas

SEC GAMES (MSU ONLY)

Year	GP	GS	Min	Avg	Total			3-Point			F-Throw			Rebounds				PF	FO	Ast	TO	Blk	Stl	Pts	Avg
					FG	FGA	Pct	FG	FGA	Pct	FT	FTA	Pct	Off	Def	Tot	Avg								
2016-17																									
TOTAL																									





JONIKA GARVIN

Forward | 6-0 | Junior

Lake Worth, Fla. | Lake Worth HS/Palm Beach State CC

21

CAREER HIGHS

Points	4, vs. Columbia (11-24-17)
Rebounds	5, vs. Louisiana (11-29-17)
FG Made.....	2, vs. Columbia (11-24-17)
FG Attempts	4, 2x, last vs. Louisiana (11-29-17)
3PT FG Made	—
3PT FG Attempts.....	1, 2x, last vs. Louisiana (11-29-17)
FT Made	1, 3x, last vs. Maine (12-17-17)
FT Attempts.....	4, vs. Louisiana (11-29-17)
Assists.....	1, vs. Georgia State (11-16-17)
Blocks	1, vs. Little Rock (12-10-17)
Steals	1, vs. Maine (12-17-17)

SEC Highs

Points	—
Rebounds	—
FG Made.....	—
FG Attempts	—
3PT FG Made	—
3PT FG Attempts.....	—
FT Made	—
FT Attempts.....	—
Assists.....	—
Blocks	—
Steals	—

GARVIN'S 2017-18 GAME-BY-GAME (* — INDICATES GAME STARTED)

Opponent	Min.	FG-A	3PT-A	FT-A	O-D-T	PF	Ast.	TO	Blk.	Stl.	Pts.
Virginia	1	0-0	0-0	0-0	0-0-0	0	0	0	0	0	0
Georgia State	9	0-0	0-0	1-2	1-2-3	1	1	2	0	0	1
Southern Miss	4	0-1	0-0	0-0	0-1-1	0	0	0	0	0	0
vs. Arizona State	— DID NOT PLAY —										
vs. Columbia	4	2-4	0-1	0-0	0-1-1	3	0	1	0	0	4
vs. Green Bay	2	0-1	0-0	0-0	0-0-0	1	0	0	0	0	0
vs. Louisiana	8	0-4	0-1	1-4	2-3-5	1	0	1	0	0	1
Oklahoma State	1	0-0	0-0	0-0	0-0-0	1	0	0	0	0	0
Little Rock	3	0-1	0-0	0-0	0-0-0	1	0	0	1	0	0
Oregon	— DID NOT PLAY —										
Maine	4	1-1	0-0	1-2	1-2-3	1	0	1	0	1	3
at UNLV											
vs. Syracuse											
Miss. Valley St.											
at Georgia											
Arkansas											
at LSU											
Ole Miss											
Alabama											
at Tennessee											
Florida											
at Ole Miss											
at Missouri											
South Carolina											
at Florida											
Kentucky											
at Vanderbilt											
Texas A&M											
Auburn											
at Kentucky											

GARVIN'S BULLDOG BITES

- Scored her first point as a Bulldog against Georgia State and added 3 rebounds
- Scored a season-high 4 points in MSU's win against Columbia
- Pulled down a season-best 5 rebounds against Louisiana

JONIKA GARVIN'S CAREER STATISTICS

ALL GAMES (MSU & AUBURN)

Year	GP	GS	Min	Avg	Total			3-Point			F-Throw			Rebounds				PF	FO	Ast	TO	Blk	Stl	Pts	Avg
					FG	FGA	Pct	FG	FGA	Pct	FT	FTA	Pct	Off	Def	Tot	Avg								
2015-16*	20	0	199	10.0	17	67	.254	3	20	.150	1	5	.200	6	25	31	1.6	18	0	8	15	8	7	38	1.9
2017-18	9	0	36	4.0	3	12	.250	0	2	.000	3	8	.375	4	9	13	1.4	9	0	1	5	1	1	9	1.0
MSU TOTAL	9	0	36	4.0	3	12	.250	0	2	.000	3	8	.375	4	9	13	1.4	9	0	1	5	1	1	9	1.0
All*	29	0	235	8.1	20	79	.253	3	22	.136	4	13	.308	10	34	44	1.5	27	0	9	20	9	8	47	1.6

*Statistics from Auburn

SEC GAMES (MSU ONLY)

Year	GP	GS	Min	Avg	Total			3-Point			F-Throw			Rebounds				PF	FO	Ast	TO	Blk	Stl	Pts	Avg
					FG	FGA	Pct	FG	FGA	Pct	FT	FTA	Pct	Off	Def	Tot	Avg								
2017-18																									
TOTAL																									





JAZZMUN HOLMES

Guard | 5-8 | Junior
Gulfport, Miss. | Harrison Central HS

10

CAREER HIGHS

Points	14, vs. DePaul (3-19-17)
Rebounds	6, vs. Grambling (11-21-15)
FG Made	4, 2x, last vs. Villanova (11-11-16)
FG Attempts	8, 3x, last vs. Villanova (11-11-16)
3PT FG Made	1, 7x, vs. Southern Miss (11-19-17)
3PT FG Attempts	3, 3x, last vs. Florida (1-12-17)
FT Made	8, vs. DePaul (3-19-17)
FT Attempts	10, vs. DePaul (3-19-17)
Assists	8, 7x, last vs. Louisiana (11-29-17)
Blocks	2, 2x, last vs. Louisiana (11-29-17)
Steals	5, vs. Samford (11-13-15)

SEC HIGHS

Points	8, vs. Arkansas (1-10-16)
Rebounds	3, 2x, last vs. Georgia (2-16-17)
FG Made	3, at Ole Miss (2-12-17)
FG Attempts	6, at Ole Miss (2-12-17)
3PT FG Made	1, 2x, last vs. Florida (1-12-17)
3PT FG Attempts	3, vs. Florida (1-12-17)
FT Made	5, vs. Arkansas (1-10-16)
FT Attempts	6, 2x, last vs. Florida (1-12-17)
Assists	6, 2x, last vs. LSU (1-1-17)
Blocks	1, 2x, last vs. Ole Miss (1-16-17)
Steals	3, at Ole Miss (2-12-17)

HOLMES' 2017-18 GAME-BY-GAME (* — INDICATES GAME STARTED)

Opponent	Min.	FG-A	3PT-A	FT-A	O-D-T	PF	Ast.	TO	Blk.	Stl.	Pts.
Virginia	11	0-1	0-0	2-2	0-0-0	2	1	2	2	3	2
Georgia State	19	3-4	0-0	2-6	3-0-3	1	5	1	0	3	8
Southern Miss	21	2-6	1-1	3-4	2-1-3	0	7	1	0	2	8
vs. Arizona State	16	1-5	0-0	1-2	0-1-1	1	3	2	0	2	3
vs. Columbia	24	2-5	0-0	0-0	0-4-4	1	8	1	1	1	4
vs. Green Bay	15	2-5	0-1	0-0	1-2-3	1	0	1	0	1	4
vs. Louisiana	25	2-4	0-0	6-6	0-2-2	2	8	1	2	1	10
Oklahoma State	16	2-5	0-0	0-0	0-1-1	4	1	0	1	1	4
Little Rock	12	2-5	0-0	1-1	0-0-0	0	1	2	0	0	5
Oregon	7	1-2	0-0	0-0	0-1-1	0	1	1	0	0	2
Maine	22	3-3	0-0	3-4	0-1-1	1	3	1	0	3	9
at UNLV											
vs. Syracuse											
Miss. Valley St.											
at Georgia											
Arkansas											
at LSU											
Ole Miss											
Alabama											
at Tennessee											
Florida											
at Ole Miss											
at Missouri											
South Carolina											
at Florida											
Kentucky											
at Vanderbilt											
Texas A&M											
Auburn											
at Kentucky											

HOLMES' BULLDOG BITES

- 3rd in the league, 25th in the NCAA, in assist/turnover ratio (2.9)
- Registered 3 steals and a career-best 2 blocks against Virginia
- Dished 5 assists and tied for the game high with 3 steals to go with 8 points against Georgia State
- Added 8 points to go with 7 assists and 2 steals against Southern Miss
- Had 3 assists and 2 steals in a win against No. 24 Arizona State
- Tied a career high with 8 assists in a win against Columbia
- Tallied 4 points in MSU's Cancun Challenge win against Green Bay
- Scored a season-best 10 points, including 6-for-6 at the free-throw line, and tied a career high with 8 assists against Louisiana
- Had 9 points, 3 assists, 3 steals against Maine

JAZZMUN HOLMES' CAREER STATISTICS

ALL GAMES

Year	GP	GS	Min	Avg	Total			3-Point			F-Throw			Rebounds				PF	FO	Ast	TO	Blk	Stl	Pts	Avg
					FG	FGA	Pct	FG	FGA	Pct	FT	FTA	Pct	Off	Def	Tot	Avg								
2015-16	33	0	298	9.0	20	70	.286	2	17	.118	20	24	.833	8	25	33	1.0	26	0	71	32	3	21	62	1.9
2016-17	38	0	445	11.7	32	91	.352	4	13	.308	34	47	.723	12	30	42	1.1	43	0	98	43	3	25	102	2.7
2017-18	11	0	188	17.1	20	45	.444	1	2	.500	18	25	.720	6	13	19	1.7	13	0	38	13	6	17	59	5.4
TOTAL	82	0	931	11.4	72	206	.350	7	32	.219	72	96	.750	26	68	94	1.1	82	0	207	88	12	63	223	2.7

SEC GAMES

Year	GP	GS	Min	Avg	Total			3-Point			F-Throw			Rebounds				PF	FO	Ast	TO	Blk	Stl	Pts	Avg
					FG	FGA	Pct	FG	FGA	Pct	FT	FTA	Pct	Off	Def	Tot	Avg								
2015-16	14	0	80	5.7	7	20	.350	1	4	.250	6	8	.750	1	7	8	0.6	7	0	14	16	1	6	21	1.5
2016-17	15	0	157	10.5	9	35	.257	1	6	.167	9	15	.600	5	10	15	1.0	15	0	31	17	1	11	28	1.9
TOTAL	29	0	237	8.2	16	55	.291	2	10	.200	15	23	.652	6	17	23	0.8	22	0	45	33	2	17	49	1.7





ROSHUNDA JOHNSON

Guard | 5-7 | Redshirt Senior
Little Rock, Ark. | Parkview HS/Oklahoma St.

11

CAREER HIGHS

Points	29, vs. Southern Miss (11-19-17)
Rebounds	7, vs. Louisiana (11-29-17)
FG Made	11, vs. Southern Miss (11-19-17)
FG Attempts	20, vs. Southern Miss (11-19-17)
3PT FG Made	5, 2x, last vs. Southern Miss (11-19-17)
3PT FG Attempts	11, vs. Southern Miss (11-19-17)
FT Made	7, vs. Oklahoma State (12-3-17)
FT Attempts	7, vs. Oklahoma State (12-3-17)
Assists	5, 2x, last vs. Oregon (12-13-17)
Blocks	1, 2x, last vs. Columbia (11-24-17)
Steals	5, vs. Little Rock (12-10-17)

SEC HIGHS

Points	17, vs. Vanderbilt (2-9-17)
Rebounds	3, 3x, last vs. Vanderbilt (2-9-17)
FG Made	5, 2x, last vs. Tennessee (2-26-17)
FG Attempts	10, vs. Vanderbilt (2-9-17)
3PT FG Made	5, vs. Vanderbilt (2-9-17)
3PT FG Attempts	8, vs. Vanderbilt (2-9-17)
FT Made	3, vs. Tennessee (2-26-17)
FT Attempts	3, vs. Tennessee (2-26-17)
Assists	2, at South Carolina (1-23-17)
Blocks	—
Steals	2, at Tennessee (1-8-17)

JOHNSON'S 2017-18 GAME-BY-GAME (* — INDICATES GAME STARTED)												
Opponent	Min.	FG-A	3PT-A	FT-A	O-D-T	PF	Ast.	TO	Blk.	Stl.	Pts.	
*Virginia	28	6-15	4-10	2-3	0-0-0	3	2	3	1	3	18	
*Georgia State	16	3-5	3-3	0-0	0-1-1	3	4	1	0	2	9	
*Southern Miss	29	11-20	5-11	2-2	3-1-4	1	3	1	0	2	29	
*vs. Arizona State	32	7-13	2-3	0-0	0-1-1	2	2	2	0	4	16	
*vs. Columbia	25	2-8	1-4	2-2	2-2-4	1	0	2	1	2	7	
*vs. Green Bay	31	5-11	4-7	0-0	2-4-6	4	2	2	0	3	14	
*vs. Louisiana	22	0-7	0-2	2-2	4-3-7	1	5	1	0	1	2	
*Oklahoma State	36	5-12	1-2	7-7	4-1-5	2	0	1	0	2	18	
*Little Rock	24	2-6	0-1	0-0	1-1-2	0	1	0	0	5	4	
*Oregon	34	3-9	1-3	0-0	0-0-0	1	5	0	0	0	7	
*Maine	25	2-9	2-7	0-0	2-4-6	1	4	1	0	0	6	
at UNLV												
vs. Syracuse												
Miss. Valley St.												
at Georgia												
Arkansas												
at LSU												
Ole Miss												
Alabama												
at Tennessee												
Florida												
at Ole Miss												
at Missouri												
South Carolina												
at Florida												
Kentucky												
at Vanderbilt												
Texas A&M												
Auburn												
at Kentucky												

JOHNSON'S BULLDOG BITES

- 1st in MSU career 3FG% records (43.6%)
- 5th in SEC making 43.4% from 3-point range this season
- T8th in SEC making 2.1 3-pointers per game
- 6th in the SEC with 2.2 spg
- Scored 18 points and had 3 steals against Virginia
- Went 3-for-3 from 3-point range for 9 points and added a career-best 4 assists against Georgia State
- Scored a career-high 29 points, making 11 field goals, including 5 3-pointers against Southern Miss
- Averaged 12.3 points, shooting 43.8% from the field and 50% from 3-point range, and 3.0 steals in the Cancun Challenge
- Poured in 16 points and had a career-high 4 steals against No. 24 Arizona State
- Notched 3 steals to go with 14 points in the Mayan Division championship win against Green Bay
- Scored 18 points, including going 7-of-7 at the line, and had 5 rebounds and 2 steals in a win against her former team, Oklahoma State
- Recorded a career-high 5 steals against Little Rock

ROSHUNDA JOHNSON'S CAREER STATISTICS

ALL GAMES (MSU & OKLAHOMA ST.)

Year	GP	GS	Min	Avg	Total			3-Point			F-Throw			Rebounds				PF	FO	Ast	TO	Blk	Stl	Pts	Avg
					FG	FGA	Pct	FG	FGA	Pct	FT	FTA	Pct	Off	Def	Tot	Avg								
2013-14*	32	6	712	22.3	59	176	.335	20	66	.303	38	56	.679	14	73	87	2.7	57	3	48	47	2	37	176	5.5
2014-15*	32	31	1118	34.9	127	360	.353	46	117	.393	62	80	.775	21	102	123	3.8	72	1	121	76	4	76	362	11.3
2016-17	33	9	431	13.1	70	163	.429	42	96	.438	27	30	.900	20	34	54	1.6	38	0	25	28	0	26	209	6.3
2017-18	11	11	302	27.5	46	115	.400	23	53	.434	15	16	.938	18	18	36	3.3	19	0	28	14	2	24	130	11.8
MSU TOTAL	44	20	733	16.7	116	278	.417	65	149	.436	42	46	.913	38	52	90	2.0	57	0	53	42	2	50	339	7.7
All*	108	57	2563	23.7	302	814	.371	131	332	.395	142	182	.780	73	227	300	2.8	186	4	222	165	8	163	877	8.1

* Statistics from Oklahoma State

SEC GAMES

Year	GP	GS	Min	Avg	Total			3-Point			F-Throw			Rebounds				PF	FO	Ast	TO	Blk	Stl	Pts	Avg
					FG	FGA	Pct	FG	FGA	Pct	FT	FTA	Pct	Off	Def	Tot	Avg								
2016-17	11	0	108	9.8	21	45	.467	13	24	.542	8	8	1.000	4	11	15	1.4	14	0	5	7	0	6	63	5.7
TOTAL	11	0	108	9.8	21	45	.467	13	24	.542	8	8	1.000	4	11	15	1.4	14	0	5	7	0	6	63	5.7





TEAIRA McCOWAN

Center | 6-7 | Junior
Brenham, Texas | Brenham HS

15

CAREER HIGHS

Points	35, vs. Oregon (12-13-17)
Rebounds	20, vs. Louisiana (11-29-17)
FG Made	15, 2x, last vs. Oregon (12-13-17)
FG Attempts	20, vs. Louisiana (11-29-17)
3PT FG Made	—
3PT FG Attempts	—
FT Made	6, Western Michigan (12-20-15)
FT Attempts	9, vs. Oklahoma State (12-3-17)
Assists	2, 6x, vs. Washington (3-24-17)
Blocks	6, vs. Washington (3-24-17)
Steals	5, vs. Vanderbilt (3-4-16)

SEC HIGHS

Points	25, vs. Florida (1-12-17)
Rebounds	18, at Ole Miss (2-12-17)
FG Made	12, vs. Florida (1-12-17)
FG Attempts	13, vs. Florida (1-12-17)
3PT FG Made	—
3PT FG Attempts	—
FT Made	4, 2x, last vs. Ole Miss (1-16-17)
FT Attempts	6, at Ole Miss (2-12-17)
Assists	2, 2x, last at Texas A&M (2-19-17)
Blocks	5, at Georgia (1-21-16)
Steals	2, 2x, last vs. Tennessee (2-26-17)

McCOWAN'S 2017-18 GAME-BY-GAME (* — INDICATES GAME STARTED)												
Opponent	Min.	FG-A	3PT-A	FT-A	O-D-T	PF	Ast.	TO	Blk.	Stl.	Pts.	
*Virginia	30	3-10	0-0	1-2	4-6-10	3	1	4	2	1	7	
*Georgia State	15	9-10	0-0	1-4	3-2-5	3	0	1	2	0	19	
*Southern Miss	28	6-9	0-0	5-8	7-3-10	2	0	1	3	0	17	
*vs. Arizona State	20	7-11	0-0	1-2	7-7-14	3	0	2	1	0	15	
*vs. Columbia	24	9-15	0-0	3-8	6-4-10	3	1	0	1	1	21	
*vs. Green Bay	33	4-9	0-0	1-4	5-8-13	3	0	1	3	0	9	
*vs. Louisiana	26	15-20	0-0	1-5	8-12-20	1	0	3	4	3	31	
*Oklahoma State	21	1-4	0-0	5-9	1-10-11	4	1	5	1	1	7	
*Little Rock	16	6-8	0-0	1-2	2-9-11	3	1	1	0	0	13	
*Oregon	35	15-18	0-0	5-6	12-7-19	3	1	2	5	1	35	
*Maine	26	8-14	0-0	2-3	5-6-11	1	0	1	1	3	18	
at UNLV												
vs. Syracuse												
Miss. Valley St.												
at Georgia												
Arkansas												
at LSU												
Ole Miss												
Alabama												
at Tennessee												
Florida												
at Ole Miss												
at Missouri												
South Carolina												
at Florida												
Kentucky												
at Vanderbilt												
Texas A&M												
Auburn												
at Kentucky												

McCOWAN'S BULLDOG BITES

- Preseason 2nd Team All-SEC by league coaches
- Named to Lisa Leslie Award Watch List for nation's top center
- Tabled to the Naismith Trophy Top 50 Watch List
- Invited to United States U23 Training Camp in the fall
- Earned SEC Player of the Week honors after her performances against Georgia State and Southern Miss
- 3rd at MSU in career blocks (126)
- 1st at MSU in career FG% (56.2%)
- Grabbed 10 rebounds to go with 7 points and 2 blocks against Virginia
- Poured in 19 points on 9-of-10 shooting against Georgia State
- Notched her 1st double-double of the year against Southern Miss, tallying 17 points to go with 10 rebounds and 3 blocks
- Named to Cancun Challenge Mayan Division All-Tournament Team (15.0 ppg, 12.3 rpg, 1.7 bpg)
- Registered a double-double with 15 points, 14 rebounds against No. 24 Arizona State... Had 15 points, 13 boards in the 2nd half
- Recorded a 3rd-straight double-double with 21 points, 10 rebounds against Columbia
- Grabbed 13 rebounds and finished with 9 points and 3 blocks in the championship win against Green Bay
- Had 31 points, 20 rebounds, 4 blocks and 3 steals against Louisiana, the 1st MSU player ever to have 30 points and 20 boards in a game
- Pulled down 11 rebounds to go with 7 points against Oklahoma State
- Notched her 5th double-double of the season against Little Rock
- Tallied career-high 35 points and had 19 rebounds and 5 blocks in MSU's win against No. 9 Oregon. First major conference player to have at least 35 points, 19 rebounds and 5 blocks in a game since Brittney Griner (Baylor) on Jan. 30, 2013
- Made 15 FG in wins against Louisiana and Oregon, 3rd-most in program single-game history
- Added a double-double of 18 points, 11 rebounds against Maine

TEAIRA McCOWAN'S CAREER STATISTICS

ALL GAMES

Year	GP	GS	Min	Avg	Total			3-Point			F-Throw			Rebounds				PF	FO	Ast	TO	Blk	Stl	Pts	Avg
					FG	FGA	Pct	FG	FGA	Pct	FT	FTA	Pct	Off	Def	Tot	Avg								
2015-16	35	1	481	13.7	92	186	.495	0	0	.000	46	69	.667	100	95	195	5.6	93	5	9	49	46	18	230	6.6
2016-17	39	6	769	19.7	141	248	.569	0	0	.000	58	95	.611	107	169	276	7.1	108	2	20	42	57	31	340	8.7
2017-18	11	11	284	25.8	83	128	.648	0	0	.000	26	53	.491	59	75	134	12.2	29	0	5	21	23	10	192	17.5
TOTAL	85	18	1534	18.0	316	562	.562	0	0	.000	130	217	.599	266	339	605	7.1	230	7	34	112	126	59	762	9.0

SEC GAMES

Year	GP	GS	Min	Avg	Total			3-Point			F-Throw			Rebounds				PF	FO	Ast	TO	Blk	Stl	Pts	Avg
					FG	FGA	Pct	FG	FGA	Pct	FT	FTA	Pct	Off	Def	Tot	Avg								
2015-16	16	0	227	14.2	33	71	.465	0	0	.000	16	24	.667	49	39	88	5.5	38	1	5	17	23	4	82	5.1
2016-17	16	0	326	20.4	65	98	.663	0	0	.000	18	30	.600	45	70	115	7.2	50	1	7	16	23	11	148	9.3
TOTAL	32	0	553	17.3	98	169	.580	0	0	.000	34	54	.630	94	109	203	6.3	88	2	12	33	46	15	230	7.2





BLAIR SCHAEFER

Guard | 5-7 | Senior
Starkville, Miss. | Starkville HS

1

CAREER HIGHS

Points	21, vs. Troy (3-17-17)
Rebounds	7, vs. Southern Miss (11-19-17)
FG Made	6, 3x, last vs. DePaul (3-19-17)
FG Attempts	12, 3x, last vs. Louisiana (11-29-17)
3PT FG Made	4, 7x, last vs. Columbia (11-24-17)
3PT FG Attempts	9, 2x, last vs. Louisiana (11-29-17)
FT Made	5, vs. Troy (3-17-17)
FT Attempts	6, vs. Troy (3-17-17)
Assists	5, vs. MVSU (12-15-14)
Blocks	2, vs. ULM (11-25-14)
Steals	4, vs. MVSU (11-24-15)

SEC HIGHS

Points	9, at Tennessee (1-8-17)
Rebounds	2, 7x, last at Tennessee (1-8-17)
FG Made	3, at Tennessee (1-8-17)
FG Attempts	8, vs. Florida (1-12-17)
3PT FG Made	3, at Tennessee (1-8-17)
3PT FG Attempts	7, vs. Florida (1-12-17)
FT Made	2, 5x, last at Kentucky (2-23-17)
FT Attempts	4, vs. Tennessee (1-28-16)
Assists	3, vs. Vanderbilt (1-29-15)
Blocks	—
Steals	3, at Alabama (1-19-17)

SCHAEFER'S 2017-18 GAME-BY-GAME (* — INDICATES GAME STARTED)

Opponent	Min.	FG-A	3PT-A	FT-A	O-D-T	PF	Ast.	TO	Blk.	Stl.	Pts.
*Virginia	18	0-5	0-4	0-0	1-0-1	2	2	1	0	1	0
*Georgia State	32	4-8	4-8	2-2	0-2-2	3	2	2	0	2	14
*Southern Miss	28	3-9	3-7	1-2	4-3-7	2	4	3	0	0	10
*vs. Arizona State	28	1-1	0-0	0-0	0-1-1	3	2	3	1	0	2
*vs. Columbia	23	5-10	4-6	0-0	1-0-1	2	1	1	0	0	14
*vs. Green Bay	33	4-9	3-8	2-2	0-1-1	0	1	0	0	2	13
*vs. Louisiana	26	5-12	3-9	0-0	1-0-1	2	1	1	0	0	13
*Oklahoma State	39	1-6	1-4	2-2	0-1-1	2	0	0	0	0	5
*Little Rock	27	3-9	2-5	2-2	1-0-1	1	1	1	0	0	10
*Oregon	27	1-4	1-3	0-0	0-2-2	1	1	1	0	0	3
*Maine	31	2-4	2-4	0-0	0-1-1	1	3	4	0	0	6
at UNLV											
vs. Syracuse											
Miss. Valley St.											
at Georgia											
Arkansas											
at LSU											
Ole Miss											
Alabama											
at Tennessee											
Florida											
at Ole Miss											
at Missouri											
South Carolina											
at Florida											
Kentucky											
at Vanderbilt											
Texas A&M											
Auburn											
at Kentucky											

SCHAEFER'S BULLDOG BITES

- Named to SEC Community Service Team the last two years
- Three-time SEC Academic Honor Roll
- 9th at MSU in career 3-point field goal percentage (36.3%)
- Averages 2.1 made triples per game, T8th in SEC
- Chipped in 14 points against Georgia State, making 4 3-pointers
- Knocked down a trio of 3-pointers in a 10-point effort vs. Southern Miss
- Drained 14 points against Columbia
- Hit 4-of-9 field goals, 3-of-8 3FG, for 13 points in State's win against Green Bay
- Dropped in 13 points in State's win in Jackson against Louisiana
- Collected 10 points in MSU's win against Little Rock

BLAIR SCHAEFER'S CAREER STATISTICS

ALL GAMES

Year	GP	GS	Min	Avg	Total			3-Point			F-Throw			Rebounds				PF	FO	Ast	TO	Blk	Stl	Pts	Avg
					FG	FGA	Pct	FG	FGA	Pct	FT	FTA	Pct	Off	Def	Tot	Avg								
2014-15	24	0	162	6.8	16	49	.327	11	38	.289	18	19	.947	0	20	20	0.8	24	0	20	15	2	8	61	2.5
2015-16	33	0	318	9.6	30	98	.306	24	71	.338	8	14	.571	10	17	27	0.8	26	0	14	13	0	10	92	2.8
2016-17	39	4	551	14.1	58	163	.356	43	111	.387	33	39	.846	5	36	41	1.1	38	0	20	22	1	14	192	4.9
2017-18	11	11	312	28.4	29	77	.377	23	58	.397	9	10	.900	8	11	19	1.7	19	0	18	17	1	5	90	8.2
TOTAL	107	15	1343	12.6	133	387	.344	101	278	.363	68	82	.829	23	84	107	1.0	107	0	72	67	4	37	435	4.1

SEC GAMES

Year	GP	GS	Min	Avg	Total			3-Point			F-Throw			Rebounds				PF	FO	Ast	TO	Blk	Stl	Pts	Avg
					FG	FGA	Pct	FG	FGA	Pct	FT	FTA	Pct	Off	Def	Tot	Avg								
2014-15	7	0	23	3.3	2	11	.182	2	10	.200	5	6	.833	0	2	2	0.3	2	0	3	0	0	0	11	1.6
2015-16	15	0	88	5.9	8	26	.308	6	19	.316	3	6	.500	5	4	9	0.6	13	0	1	3	0	0	25	1.7
2016-17	16	0	176	11.0	16	52	.308	12	38	.316	4	6	.667	4	8	12	0.8	12	0	7	9	0	4	48	3.0
TOTAL	38	0	287	7.6	26	89	.292	20	67	.299	12	18	.667	9	14	23	0.6	27	0	11	12	0	4	84	2.2

2017 NCAA NATIONAL FINALIST



@HailStateWBK



Facebook.com/HailStateWBK



HailStateWBK



BRE'AMBER SCOTT

Guard | 5-11 | Freshman
Little Rock, Ark. | Central HS

23

CAREER HIGHS

Points	6, vs. Columbia (11-24-17)
Rebounds	5, vs. Columbia (11-24-17)
FG Made.....	1, 3x, last vs. Little Rock (12-10-17)
FG Attempts	5, vs. Louisiana (11-29-17)
3PT FG Made	—
3PT FG Attempts.....	3, vs. Louisiana (11-29-17)
FT Made	4, vs. Columbia (11-24-17)
FT Attempts.....	6, vs. Columbia (11-24-17)
Assists.....	1, 2x, last vs. Louisiana (11-29-17)
Blocks	1, vs. Columbia (11-24-17)
Steals	2, vs. Columbia (11-24-17)

SEC HIGHS

Points	—
Rebounds	—
FG Made.....	—
FG Attempts	—
3PT FG Made	—
3PT FG Attempts.....	—
FT Made	—
FT Attempts.....	—
Assists.....	—
Blocks	—
Steals	—

SCOTT'S 2017-18 GAME-BY-GAME (* — INDICATES GAME STARTED)												
Opponent	Min.	FG-A	3PT-A	FT-A	O-D-T	PF	Ast.	TO	Blk.	Stl.	Pts.	
Virginia	1	0-0	0-0	0-0	0-0-0	0	0	1	0	0	0	
Georgia State	11	0-4	0-2	1-2	0-0-0	2	0	4	0	1	1	
Southern Miss	7	0-1	0-1	0-2	0-0-0	0	1	0	0	1	0	
vs. Arizona State	1	0-0	0-0	0-0	0-0-0	0	0	0	0	0	0	
vs. Columbia	16	1-3	0-0	4-6	2-3-5	4	0	1	1	2	6	
vs. Green Bay	8	0-1	0-0	0-0	0-1-1	0	0	1	0	0	0	
vs. Louisiana	11	1-5	0-3	2-2	0-2-2	0	1	0	0	0	4	
Oklahoma State	— DID NOT PLAY —											
Little Rock	8	1-3	0-0	3-5	1-0-1	3	0	0	0	0	5	
Oregon	— DID NOT PLAY —											
Maine	6	0-1	0-1	0-0	0-0-0	0	0	1	0	0	0	
at UNLV												
vs. Syracuse												
Miss. Valley St.												
at Georgia												
Arkansas												
at LSU												
Ole Miss												
Alabama												
at Tennessee												
Florida												
at Ole Miss												
at Missouri												
South Carolina												
at Florida												
Kentucky												
at Vanderbilt												
Texas A&M												
Auburn												
at Kentucky												

SCOTT'S BULLDOG BITES

- Played 11 minutes against Georgia State, drawing two charges
- Tallied a season-high 6 points and collected 5 rebounds and 2 steals against Columbia
- Put in 4 points in MSU's win against Louisiana
- Collected 5 points against her hometown team, Little Rock

BRE'AMBER SCOTT'S CAREER STATISTICS

ALL GAMES

Year	GP	GS	Min	Avg	Total			3-Point			F-Throw			Rebounds				PF	FO	Ast	TO	Blk	Stl	Pts	Avg
					FG	FGA	Pct	FG	FGA	Pct	FT	FTA	Pct	Off	Def	Tot	Avg								
2017-18	9	0	68	7.6	3	18	.167	0	7	.000	10	17	.588	3	6	9	1.0	9	0	2	8	1	4	16	1.8
TOTAL	9	0	68	7.6	3	18	.167	0	7	.000	10	17	.588	3	6	9	1.0	9	0	2	8	1	4	16	1.8

SEC GAMES

Year	GP	GS	Min	Avg	Total			3-Point			F-Throw			Rebounds				PF	FO	Ast	TO	Blk	Stl	Pts	Avg
					FG	FGA	Pct	FG	FGA	Pct	FT	FTA	Pct	Off	Def	Tot	Avg								
2017-18																									
TOTAL																									





NYAH TATE

Guard | 6-0 | Freshman
Terry, Miss. | Terry HS

20

CAREER HIGHS

Points	4, 2x, last vs. Little Rock (12-10-17)
Rebounds	2, vs. Maine (12-17-17)
FG Made	2, vs. Little Rock (12-10-17)
FG Attempts	3, 3x, last vs. Little Rock (12-10-17)
3PT FG Made	1, vs. Maine (12-17-17)
3PT FG Attempts	1, 2x, last vs. Maine (12-17-17)
FT Made	2, vs. Georgia State (11-16-17)
FT Attempts	4, vs. Georgia State (11-16-17)
Assists	
Blocks	
Steals	

SEC HIGHS

Points	—
Rebounds	—
FG Made	—
FG Attempts	—
3PT FG Made	—
3PT FG Attempts	—
FT Made	—
FT Attempts	—
Assists	—
Blocks	—
Steals	—

TATE'S 2017-18 GAME-BY-GAME (* — INDICATES GAME STARTED)

Opponent	Min.	FG-A	3PT-A	FT-A	O-D-T	PF	Ast.	TO	Blk.	Stl.	Pts.
Virginia	1	0-0	0-0	0-0	0-0-0	0	0	0	0	0	0
Georgia State	9	1-3	0-1	2-4	0-0-0	0	0	1	0	0	4
Southern Miss	5	0-3	0-0	0-0	0-0-0	0	0	0	0	0	0
vs. Arizona State		— DID NOT PLAY —									
vs. Columbia	5	0-1	0-0	0-0	0-0-0	0	0	0	0	0	0
vs. Green Bay		— DID NOT PLAY —									
vs. Louisiana		— DID NOT PLAY —									
Oklahoma State		— DID NOT PLAY —									
Little Rock	8	2-3	0-0	0-0	0-0-0	0	0	2	0	0	4
Oregon		— DID NOT PLAY —									
Maine	4	1-2	1-1	0-0	1-1-2	0	0	1	0	0	3
at UNLV											
vs. Syracuse											
Miss. Valley St.											
at Georgia											
Arkansas											
at LSU											
Ole Miss											
Alabama											
at Tennessee											
Florida											
at Ole Miss											
at Missouri											
South Carolina											
at Florida											
Kentucky											
at Vanderbilt											
Texas A&M											
Auburn											
at Kentucky											

TATE'S BULLDOG BITES

- Tallied 4 points in her 2nd collegiate contest, a win against Georgia State
- Added 4 points in State's win against Little Rock
- Made her 1st collegiate 3-pointer in State's win against Maine

NYAH TATE'S CAREER STATISTICS

ALL GAMES

Year	GP	GS	Min	Avg	Total			3-Point			F-Throw			Rebounds				PF	FO	Ast	TO	Blk	Stl	Pts	Avg
					FG	FGA	Pct	FG	FGA	Pct	FT	FTA	Pct	Off	Def	Tot	Avg								
2017-18	6	0	32	5.3	4	12	.333	1	2	.500	2	4	.500	1	1	2	0.3	0	0	0	4	0	0	11	1.8
TOTAL	6	0	32	5.3	4	12	.333	1	2	.500	2	4	.500	1	1	2	0.3	0	0	0	4	0	0	11	1.8

SEC GAMES

Year	GP	GS	Min	Avg	Total			3-Point			F-Throw			Rebounds				PF	FO	Ast	TO	Blk	Stl	Pts	Avg
					FG	FGA	Pct	FG	FGA	Pct	FT	FTA	Pct	Off	Def	Tot	Avg								
2017-18																									
TOTAL																									





MYAH TAYLOR

Guard | 5-7 | Freshman
Olive Branch, Miss. | Olive Branch HS

3

CAREER HIGHS

Points	—
Rebounds	—
FG Made	—
FG Attempts	—
3PT FG Made	—
3PT FG Attempts	—
FT Made	—
FT Attempts	—
Assists	—
Blocks	—
Steals	—

SEC HIGHS

Points	—
Rebounds	—
FG Made	—
FG Attempts	—
3PT FG Made	—
3PT FG Attempts	—
FT Made	—
FT Attempts	—
Assists	—
Blocks	—
Steals	—

TAYLOR'S 2017-18 GAME-BY-GAME (* — INDICATES GAME STARTED)

Opponent	Min.	FG-A	3PT-A	FT-A	O-D-T	PF	Ast.	TO	Blk.	Stl.	Pts.
Virginia											— DID NOT PLAY —
Georgia State											— DID NOT PLAY —
Southern Miss											— DID NOT PLAY —
vs. Arizona State											— DID NOT PLAY —
vs. Columbia											— DID NOT PLAY —
vs. Green Bay											— DID NOT PLAY —
vs. Louisiana											— DID NOT PLAY —
Oklahoma State											— DID NOT PLAY —
Little Rock											— DID NOT PLAY —
Oregon											— DID NOT PLAY —
Maine											— DID NOT PLAY —
at UNLV											
vs. Syracuse											
Miss. Valley St.											
at Georgia											
Arkansas											
at LSU											
Ole Miss											
Alabama											
at Tennessee											
Florida											
at Ole Miss											
at Missouri											
South Carolina											
at Florida											
Kentucky											
at Vanderbilt											
Texas A&M											
Auburn											
at Kentucky											

TAYLOR'S BULLDOG BITES

- Nominated for McDonald's All-American
- 5-star point guard
- 3rd Team All-USA selection by USA Today
- 3-time Mississippi Gatorade Player of the Year
- 2-time Clarion-Ledger Female Athlete of the Year
- 3-time Commercial Appeal Player of the Year
- Averaged 19.4 points, 7.2 assists, 5.4 steals in her prep career

MYAH TAYLOR'S CAREER STATISTICS

ALL GAMES

Year	GP	GS	Min	Avg	Total			3-Point			F-Throw			Rebounds				PF	FO	Ast	TO	Blk	Stl	Pts	Avg		
					FG	FGA	Pct	FG	FGA	Pct	FT	FTA	Pct	Off	Def	Tot	Avg										
2017-18																											
TOTAL																											

SEC GAMES

Year	GP	GS	Min	Avg	Total			3-Point			F-Throw			Rebounds				PF	FO	Ast	TO	Blk	Stl	Pts	Avg		
					FG	FGA	Pct	FG	FGA	Pct	FT	FTA	Pct	Off	Def	Tot	Avg										
2017-18																											
TOTAL																											





VICTORIA VIVIAN'S

Guard | 6-1 | Senior
Carthage, Miss. | Scott Central HS

35

CAREER HIGHS

Points	39, at Kentucky (2-12-15)
Rebounds	12, 3x, last vs. LSU (1-1-17)
FG Made	13, 2x, last at Louisiana Tech (12-13-15)
FG Attempts	29, at Kentucky (2-12-15)
3PT FG Made	7, at Louisiana Tech (12-13-15)
3PT FG Attempts	15, 2x, last vs. Auburn (1-7-16)
FT Made	10, 2x, last at Texas A&M (2-19-17)
FT Attempts	11, 3x, last at Texas A&M (2-19-17)
Assists	6, vs. Baylor (3-26-17)
Blocks	2, 8x, last vs. Little Rock (12-10-17)
Steals	5, 3x, last at Tennessee (1-8-17)

SEC HIGHS

Points	39, at Kentucky (2-12-15)
Rebounds	12, vs. LSU (1-1-17)
FG Made	13, at Kentucky (2-12-15)
FG Attempts	29, at Kentucky (2-12-15)
3PT FG Made	5, 2x, last at Kentucky (2-12-15)
3PT FG Attempts	15, vs. Auburn (1-7-16)
FT Made	10, at Texas A&M (2-19-17)
FT Attempts	11, 2x, last at Texas A&M (2-19-17)
Assists	5, at Ole Miss (2-12-17)
Blocks	2, 5x, last at Kentucky (2-23-17)
Steals	5, 2x, last at Tennessee (1-8-17)

VIVIAN'S' 2017-18 GAME-BY-GAME (* — INDICATES GAME STARTED)												
Opponent	Min.	FG-A	3PT-A	FT-A	O-D-T	PF	Ast.	TO	Blk.	Stl.	Pts.	
*Virginia	37	8-15	3-9	3-3	2-5-7	3	2	4	1	1	22	
*Georgia State	24	7-10	0-2	5-6	1-2-3	2	2	2	1	3	19	
*Southern Miss	26	6-12	2-4	1-1	0-5-5	1	0	3	0	1	15	
*vs. Arizona State	35	6-14	1-5	4-6	1-4-5	3	0	3	0	0	17	
*vs. Columbia	21	9-13	5-8	0-0	3-1-4	3	4	1	0	3	23	
*vs. Green Bay	38	5-13	2-4	5-7	1-5-6	1	3	2	1	2	17	
*vs. Louisiana	30	4-11	1-5	7-8	3-3-6	1	4	3	1	3	16	
*Oklahoma State	37	11-20	1-4	7-7	1-7-8	1	2	2	0	3	30	
*Little Rock	24	6-9	0-0	0-0	3-7-10	2	1	1	2	0	12	
*Oregon	33	10-15	5-8	5-6	1-3-4	2	2	2	0	2	30	
*Maine	21	5-12	2-6	0-0	1-1-2	2	3	1	0	1	12	
at UNLV												
vs. Syracuse												
Miss. Valley St.												
at Georgia												
Arkansas												
at LSU												
Ole Miss												
Alabama												
at Tennessee												
Florida												
at Ole Miss												
at Missouri												
South Carolina												
at Florida												
Kentucky												
at Vanderbilt												
Texas A&M												
Auburn												
at Kentucky												

VIVIAN'S' BULLDOG BITES

- Preseason 1st Team All-SEC by league media and coaches
- Wooden Award Top 30 Watch List
- Naismith Trophy and Wade Trophy watch lists
- 2018 Ann Meyers Drysdale Award Watch List (nation's top shooting guard)
- Invited to United States U23 National Team Training Camp in the fall
- 3rd at MSU, 4th among active NCAA Division I players and 1st among current SEC players in career scoring (1,967 pts.)
- 2nd at MSU in career 3FG made (234), moving past Tan White.
- Named SEC Player of the Week (Dec. 5) after averaging 23.0 ppg, 7.0 rpg, 3.0 apg, 3.0 spg against Louisiana and Oklahoma State
- Paced MSU to a season-opening win against Virginia with 22 points and 7 rebounds against Virginia in the season opener
- Notched 19 points on 7-of-10 shooting and had 3 steals against Georgia State
- Tallied 15 points against Southern Miss, going 6-of-12 from the field, and grabbed 5 rebounds
- Named Cancun Challenge Mayan Division MVP after averaging 19.0 points, 5.0 rebounds, 1.7 steals and shooting 50% from the field and 47.1% from 3-point range
- Scored a game-high 17 points against No. 24 Arizona State
- Led MSU with 23 points on 9-of-13 shooting, 5-of-8 from 3-point range, and added 4 assists and 3 steals against Columbia
- Paced MSU with 17 points and added 6 rebounds, 3 assists and 2 steals against Green Bay
- Netted 16 points in State's win against Louisiana in Jackson, her 1st time back on the court she won 2 high school state championships
- Notched her 4th-career 30-point game with 30 against Oklahoma State... Also had 2 assists and 3 steals in the contest
- Had a double-double with 12 points and 10 boards against Little Rock
- Collected 30 points on 10-of-15 shooting against No. 9 Oregon

VICTORIA VIVIAN'S' CAREER STATISTICS

ALL GAMES

Year	GP	GS	Min	Avg	Total			3-Point			F-Throw			Rebounds				PF	FO	Ast	TO	Blk	Stl	Pts	Avg
					FG	FGA	Pct	FG	FGA	Pct	FT	FTA	Pct	Off	Def	Tot	Avg								
2014-15	34	34	891	26.2	171	465	.368	69	211	.327	94	126	.746	51	119	170	5.0	81	3	34	60	15	47	505	14.9
2015-16	36	36	1120	31.1	233	610	.382	79	256	.309	71	97	.732	42	168	210	5.8	98	2	37	63	10	62	616	17.1
2016-17	39	36	1136	29.1	224	603	.371	64	228	.281	121	159	.761	32	133	165	4.2	78	2	58	68	10	53	633	16.2
2017-18	11	11	326	29.6	77	144	.535	22	55	.400	37	44	.841	17	43	60	5.5	21	0	23	24	6	19	213	19.4
TOTAL	120	117	3473	28.9	705	1822	.387	234	750	.312	323	426	.758	142	463	605	5.0	278	7	152	215	41	181	1967	16.4

SEC GAMES

Year	GP	GS	Min	Avg	Total			3-Point			F-Throw			Rebounds				PF	FO	Ast	TO	Blk	Stl	Pts	Avg
					FG	FGA	Pct	FG	FGA	Pct	FT	FTA	Pct	Off	Def	Tot	Avg								
2014-15	16	16	442	27.6	74	201	.368	29	89	.326	43	60	.717	21	47	68	4.3	39	0	13	29	10	17	220	13.8
2015-16	16	16	526	32.9	92	266	.346	25	100	.250	37	50	.740	17	90	107	6.7	51	2	16	29	3	29	246	15.4
2016-17	16	16	506	31.6	97	273	.355	27	100	.270	68	89	.764	17	65	82	5.1	33	0	19	30	8	27	289	18.1
TOTAL	48	48	1474	30.7	263	740	.355	81	289	.280	148	199	.744	55	202	257	5.4	123	2	48	88	21	73	755	15.7

2017 NCAA NATIONAL FINALIST



@HailStateWBK



Facebook.com/HailStateWBK



HailStateWBK



MORGAN WILLIAM

Guard | 5-5 | Senior
Birmingham, Ala. | Shades Valley HS

2

CAREER HIGHS

Points	41, vs. Baylor (3-26-17)
Rebounds	8, vs. Washington (3-24-17)
FG Made	13, vs. Baylor (3-26-17)
FG Attempts	22, vs. Baylor (3-26-17)
3PT FG Made	6, vs. Baylor (3-26-17)
3PT FG Attempts	8, vs. Baylor (3-26-17)
FT Made	13, 2x, last vs. Texas (11-20-16)
FT Attempts	16, vs. Arkansas State (11-16-14)
Assists	11, vs. Savannah St. (11-29-15)
Blocks	2, 2x, last at Kentucky (2-23-17)
Steals	5, 2x, last at Maine (11-12-16)

SEC HIGHS

Points	21, 2x, last at Tennessee (1-8-17)
Rebounds	6, 2x, last at Arkansas (1-5-17)
FG Made	7, 2x, last at Kentucky (2-23-17)
FG Attempts	17, vs. Tennessee (1-28-16)
3PT FG Made	2, 3x, last at Tennessee (1-8-17)
3PT FG Attempts	5, at Texas A&M (2-11-16)
FT Made	9, 3x, last at Texas A&M (2-11-16)
FT Attempts	12, at Arkansas (1-31-16)
Assists	9, vs. Texas A&M (1-29-17)
Blocks	2, at Kentucky (2-23-17)
Steals	4, 2x, last vs. LSU (1-1-17)

WILLIAM'S 2017-18 GAME-BY-GAME (* — INDICATES GAME STARTED)												
Opponent	Min.	FG-A	3PT-A	FT-A	O-D-T	PF	Ast.	TO	Blk.	Stl.	Pts.	
*Virginia	29	1-4	0-1	0-0	1-5-6	3	8	0	0	2	2	
*Georgia State	22	4-4	0-0	4-4	0-2-2	1	7	0	0	1	12	
*Southern Miss	20	0-2	0-2	0-0	2-0-2	0	9	0	0	0	0	
*vs. Arizona State	25	2-8	0-1	3-4	0-2-2	1	4	2	0	1	7	
*vs. Columbia	25	1-5	0-1	0-0	2-2-4	1	4	1	0	1	2	
*vs. Green Bay	26	2-5	1-2	5-6	0-2-2	0	5	1	0	1	10	
*vs. Louisiana	15	1-2	0-0	0-0	0-0-0	3	6	2	0	0	2	
*Oklahoma State	24	5-11	0-2	5-9	0-1-1	4	0	2	0	0	15	
*Little Rock	28	5-9	0-1	6-6	0-1-1	1	4	1	0	0	16	
*Oregon	33	5-10	0-0	3-3	0-1-1	0	4	0	0	0	13	
*Maine	17	2-2	0-0	2-2	0-1-1	1	2	1	0	1	6	
at UNLV												
vs. Syracuse												
Miss. Valley St.												
at Georgia												
Arkansas												
at LSU												
Ole Miss												
Alabama												
at Tennessee												
Florida												
at Ole Miss												
at Missouri												
South Carolina												
at Florida												
Kentucky												
at Vanderbilt												
Texas A&M												
Auburn												
at Kentucky												

WILLIAM'S BULLDOG BITES

- Preseason 1st Team All-SEC by league media and coaches
- Wooden Award Top 30 Watch List
- Tabbed to the Naismith Trophy and Wade Trophy watch lists
- Nancy Lieberman Award Watch List for nation's top PG
- Started 84-consecutive games
- Leads MSU, 9th in SEC records and 6th among active NCAA DI players in career free-throw percentage (84.2%)
- 2nd at MSU, 4th among active NCAA players, in career free-throws made (452)
- State's all-time career assists leader with 533, 4th-most by active Division I player
- 15th at MSU in career scoring (1,167 points)
- 2nd in nation in assist/turnover ratio (5.3)
- 6th in SEC in assists (4.8 apg)
- Dished 8 assists against Virginia
- Tallied 12 points and had 7 assists against Georgia State
- Claimed the 500th assist of her career, in a 9-assist effort vs. Southern Miss
- Scored 15 points in MSU's Big 12/SEC Challenge win against Oklahoma State
- Put in a season-best 16 points, including 6-of-6 at the free-throw line, against Little Rock
- Tallied 13 points and 4 assists against No. 9 Oregon

MORGAN WILLIAM'S CAREER STATISTICS

ALL GAMES

Year	GP	GS	Min	Avg	Total			3-Point			F-Throw			Rebounds				PF	FO	Ast	TO	Blk	Stl	Pts	Avg
					FG	FGA	Pct	FG	FGA	Pct	FT	FTA	Pct	Off	Def	Tot	Avg								
2014-15	34	0	727	21.4	74	209	.354	17	53	.321	144	171	.842	22	39	61	1.8	67	0	123	103	7	49	309	9.1
2015-16	36	36	1075	29.9	95	296	.321	18	66	.273	141	167	.844	22	60	82	2.3	70	1	176	100	7	40	349	9.7
2016-17	39	39	1117	28.6	132	285	.463	21	58	.362	139	165	.842	16	66	82	2.1	78	1	181	78	6	60	424	10.9
2017-18	11	11	264	24.0	28	62	.452	1	10	.100	28	34	.824	5	17	22	2.0	15	0	53	10	0	7	85	7.7
TOTAL	120	86	3183	26.5	329	852	.386	57	187	.305	452	537	.842	65	182	247	2.1	230	2	533	291	20	156	1167	9.7

SEC GAMES

Year	GP	GS	Min	Avg	Total			3-Point			F-Throw			Rebounds				PF	FO	Ast	TO	Blk	Stl	Pts	Avg
					FG	FGA	Pct	FG	FGA	Pct	FT	FTA	Pct	Off	Def	Tot	Avg								
2014-15	16	0	345	21.6	30	95	.316	4	23	.174	52	61	.852	10	25	35	2.2	32	0	51	54	4	14	116	7.3
2015-16	16	16	529	33.1	48	149	.322	9	34	.265	70	86	.814	8	29	37	2.3	32	1	80	50	3	20	175	10.9
2016-17	16	16	483	30.2	48	115	.417	10	24	.417	46	55	.836	5	31	36	2.3	40	1	86	30	2	26	152	9.5
TOTAL	48	32	1357	28.3	126	359	.351	23	81	.284	168	202	.832	23	85	108	2.3	104	2	217	134	9	60	443	9.2

2017 NCAA NATIONAL FINALIST



@HailStateWBK



Facebook.com/HailStateWBK



HailStateWBK

GAME 1 — VIRGINIA

Nov. 10, 2017 • Starkville, Miss.

	1st	2nd	3rd	4th	Final
RV/RV VIRGINIA	10	13	14	16	53
7/4 MISSISSIPPI ST.	14	19	21	14	68

Virginia 53 • 0-1

#	Player	Total		3-Ptr		Rebounds			PF	TP	A	TO	Blk	Stl	Min.
		FG	FGA	FT	FTA	Off	Def	Tot							
03	Lauren Moses	f	1-6	0-0	0-0	1	2	3	1	2	1	0	2	1	18
30	Felicia Aiyeton	c	1-2	0-0	2-4	2	5	7	1	4	0	2	4	0	29
04	Dominique Toussaint	g	5-10	1-3	6-7	2	4	6	4	17	3	8	0	1	24
10	J'Kyra Brown	g	2-8	0-2	0-0	0	4	4	4	4	0	6	0	1	32
13	Jocelyn Willoughby	g	3-4	0-0	0-0	0	6	6	4	6	0	1	0	1	20
01	Brianna Tinsley	g	2-4	1-1	2-2	0	2	2	1	7	1	4	0	0	18
05	Khyasia Caldwell	g	1-2	0-0	0-0	0	0	0	0	2	0	0	0	1	2
14	Lisa Jablonowski	g	2-3	1-1	0-0	0	3	3	4	5	0	1	0	0	17
23	Alyah Huland El	g	2-6	0-2	2-2	0	0	0	2	6	0	0	0	0	21
32	Mone Jones	g	0-3	0-0	0-0	0	0	0	1	0	2	1	0	0	19
Team						2	1	3							
Totals			19-48	3-9	12-15	7	27	34	22	53	7	23	5	6	200

1st - FG %:	4-15	26.7%	2nd - 5-14	35.7%	3rd - 4-9	44.4%	4th - 6-10	60.0%	Game:	19-48	39.6%	Deadball
3FG %:	0-3	0.0%	1-2	50.0%	2-4	50.0%	0-0	0.0%		3-9	33.3%	Rebounds
FT %:	2-2	100.0%	2-4	50.0%	4-4	100.0%	4-5	80.0%		12-15	80.0%	3

Mississippi State 68 • 1-0

#	Player	Total		3-Ptr		Rebounds			PF	TP	A	TO	Blk	Stl	Min.
		FG	FGA	FT	FTA	Off	Def	Tot							
15	Teaira McCowan	c	3-10	0-0	1-2	4	6	10	3	7	1	4	2	1	30
01	Blair Schaefer	g	0-5	0-4	0-0	1	0	1	2	0	2	1	0	1	18
02	Morgan William	g	1-4	0-1	0-0	1	5	6	3	2	8	0	0	2	29
11	Roshunda Johnson	g	6-15	4-10	2-3	0	0	0	3	18	2	3	1	3	28
35	Victoria Vivians	g	8-15	3-9	3-3	2	5	7	3	22	2	4	1	1	37
04	Ameshya Williams	g	2-5	0-0	0-0	1	4	5	1	4	0	2	2	3	15
10	Jazzmun Holmes	g	0-1	0-0	2-2	0	0	0	2	2	1	2	2	3	11
20	Nyah Tate	g	0-0	0-0	0-0	0	0	0	0	0	0	0	0	0	1
21	Jonika Garvin	g	0-0	0-0	0-0	0	0	0	0	0	0	0	0	0	1
23	Bre'Amber Scott	g	0-0	0-0	0-0	0	0	0	0	0	0	1	0	0	1
55	Chloe Bibby	g	5-8	2-3	1-1	2	1	3	1	13	0	0	0	0	29
Team						2	1	3							
Totals			25-63	9-27	9-11	13	22	35	18	68	16	17	8	14	200

1st - FG %:	4-13	30.8%	2nd - 7-21	33.3%	3rd - 8-15	53.3%	4th - 6-14	42.9%	Game:	25-63	39.7%	Deadball
3FG %:	2-6	33.3%	1-9	11.1%	5-8	62.5%	1-4	25.0%		9-27	33.3%	Rebounds
FT %:	4-4	100.0%	4-5	80.0%	0-0	0.0%	1-2	50.0%		9-11	81.8%	0

Officials: Dee Kantner, Mark Zentz, Carla Fountain
 Technical fouls: Virginia-None, Mississippi State-None.
 Attendance: 6811

Score by periods	1st	2nd	3rd	4th	Total
Virginia	10	13	14	16	53
Mississippi State	14	19	21	14	68

Points	In	Off	2nd	Fast	Bench
MS	Paint	T/O	Chance	Break	
26	7	5	10	20	20
26	26	9	8	19	

Last FG - VA 4th-00:22, MS 4th-01:21.
 Largest lead - VA by 2 1st-09:34, MS by 22 4th-07:34.
 VA led for 02:43, MS led for 36:06. Game was tied for 01:11.

Score tied - 2 times.
 Lead changed - 3 times.

GAME 2 — GEORGIA STATE

Nov. 16, 2017 • Starkville, Miss.

	1st	2nd	3rd	4th	Final
GEORGIA ST.	11	11	18	10	50
7/4 MISSISSIPPI ST.	30	33	23	20	106

Georgia State 50 • 0-2

#	Player	Total		3-Ptr		Rebounds			PF	TP	A	TO	Blk	Stl	Min.
		FG	FGA	FT	FTA	Off	Def	Tot							
11	Juliet James	f	4-6	0-0	0-0	3	3	6	2	8	0	1	0	1	23
22	Deja Mitchell	f	0-1	0-0	0-0	0	0	0	4	0	0	3	0	2	19
05	Shay Fluker	g	2-9	1-3	7-8	1	3	4	5	12	2	4	0	0	32
13	Jada Lewis	g	4-8	2-3	1-2	0	0	0	5	11	1	5	0	1	32
23	Madison Newby	g	1-9	0-1	3-4	0	1	1	1	5	2	3	0	1	20
01	Janessa Murphy	g	1-4	0-1	0-0	0	3	3	3	2	1	3	0	0	21
02	K.K. Williams	g	0-2	0-0	0-0	0	0	0	0	0	0	2	0	0	8
20	Francesca Minaili	g	1-2	0-0	0-0	0	1	1	1	2	0	1	0	0	13
21	Kierra Henry	g	2-5	0-0	6-6	0	1	1	3	10	1	1	0	1	21
30	Shaq Miller-McCray	g	0-0	0-0	0-0	1	0	1	0	0	1	0	0	0	4
32	V. Middlebrooks	g	0-1	0-0	0-0	0	0	0	1	0	0	0	0	0	7
Team						3	1	4							
Totals			15-47	3-8	17-20	8	13	21	25	50	8	28	0	6	200

1st - FG %:	3-12	25.0%	2nd - 2-10	20.0%	3rd - 6-13	46.2%	4th - 4-12	33.3%	Game:	15-47	31.9%	Deadball
3FG %:	0-1	0.0%	0-1	0.0%	3-5	60.0%	0-1	0.0%		3-8	37.5%	Rebounds
FT %:	5-6	83.3%	7-8	87.5%	3-4	75.0%	2-2	100.0%		17-20	85.0%	2

Mississippi State 106 • 2-0

#	Player	Total		3-Ptr		Rebounds			PF	TP	A	TO	Blk	Stl	Min.
		FG	FGA	FT	FTA	Off	Def	Tot							
15	Teaira McCowan	c	9-10	0-0	1-4	2	3	5	3	19	0	1	2	0	15
01	Blair Schaefer	g	4-8	4-8	2-2	0	2	2	3	14	2	2	0	2	32
02	Morgan William	g	4-4	0-0	4-4	0	2	2	1	12	7	0	0	1	22
11	Roshunda Johnson	g	3-5	3-3	0-0	0	1	1	3	9	4	1	0	2	16
35	Victoria Vivians	g	7-10	0-2	5-6	1	2	3	2	19	2	2	1	3	24
10	Jazzmun Holmes	g	3-4	0-0	2-6	3	0	3	1	8	5	1	0	3	19
20	Nyah Tate	g	1-3	0-1	2-4	0	0	0	0	4	0	1	0	0	9
21	Jonika Garvin	g	0-0	0-0	1-2	1	2	3	1	1	1	2	0	0	9
23	Bre'Amber Scott	g	0-4	0-2	1-2	0	0	0	2	1	0	4	0	1	11
25	Zion Campbell	g	6-6	0-0	1-2	2	9	11	2	13	0	1	1	0	25
55	Chloe Bibby	g	3-7	0-2	0-0	3	2	5	3	6	3	1	0	0	18
Team						2	1	3							
Totals			40-61	7-18	19-32	14	24	38	21	106	24	16	4	12	200

1st - FG %:	13-22	59.1%	2nd - 12-14	85.7%	3rd - 8-11	72.7%	4th - 7-14	50.0%	Game:	40-61	65.6%	Deadball
3FG %:	3-9	37.5%	4-5	80.0%	0-1	0.0%	0-4	0.0%		7-18	38.9%	Rebounds
FT %:	1-3	33.3%	5-5	100.0%	7-11	63.6%	6-13	46.2%		19-32	59.4%	7

Officials: Felicia Grinter, Eric Brewton, Maj Forsberg
 Technical fouls: Georgia State-None, Mississippi State-None.
 Attendance: 4584

Score by periods	1st	2nd	3rd	4th	Total
Georgia State	11	11	18	10	50
Mississippi State	30	33	23	20	106

Points	In	Off	2nd	Fast	Bench
GSU	Paint	T/O	Chance	Break	
26	3	4	8	4	14
50	35	15	16	33	

Last FG - GSU 4th-01:08, MS 4th-00:51.
 Largest lead - GSU None, MS by 54 4th-03:23.
 GSU led for 00:00, MS led for 39:25. Game was tied for 00:35.

Score tied - 0 times.
 Lead changed - 0 times.

GAME 3 — SOUTHERN MISS

Nov. 19, 2017 • Starkville, Miss.

	1st	2nd	3rd	4th	Final
SOUTHERN MISS	8	18	16	14	56
7/4 MISSISSIPPI ST.	31	17	31	12	91

Southern Miss 56 • 3-1

#	Player	Total		3-Ptr		Rebounds			PF	TP	A	TO	Blk	Stl	Min.
		FG	FGA	FT	FTA	Off	Def	Tot							
34	Respect Leaphart	f	2-7	0-0	0-0	3	1	4	2	4	1	2	0	0	25
15	Amber Landing	c	0-3	0-1											

GAME 5 — COLUMBIA

Nov. 24, 2017 • Cancun, Mexico (Cancun Challenge)

	1st	2nd	3rd	4th	Final
7/3 MISSISSIPPI ST.	22	15	29	24	90
COLUMBIA	20	9	15	10	54

MISSISSIPPI STATE 90 • 5-0

#	Player	Total			3-Ptr			Rebounds			PF	TP	A	TO	Blk	Stl	Min
		FG-FGA	FT-FTA	Off	Def	FG-FGA	FT-FTA	Off	Def	Tot							
15	Teaira McCowan	c	9-15	0-0	3-8	6	4	10	3	21	1	0	1	1	1	24	
01	Blair Schaefer	g	5-10	4-6	0-0	1	0	1	2	14	1	1	0	0	23		
02	Morgan William	g	1-5	0-1	0-0	2	2	4	1	2	4	1	0	0	1	25	
11	Roshunda Johnson	g	2-8	1-4	2-2	2	2	4	1	7	0	2	1	2	25		
35	Victoria Vivians	g	9-13	5-8	0-0	3	1	4	3	23	4	1	0	3	21		
10	Jazzmun Holmes	g	2-5	0-0	0-0	0	4	4	1	4	8	1	1	1	24		
20	Nyah Tate	g	0-1	0-0	0-0	0	0	0	0	0	0	0	0	0	5		
21	Jonika Garvin	g	2-4	0-1	0-0	0	1	1	3	4	0	1	0	0	4		
23	Bre'Amber Scott	g	1-3	0-0	4-6	2	3	5	4	6	0	1	1	2	16		
25	Zion Campbell	g	1-2	0-0	1-2	2	4	6	3	3	0	2	1	0	16		
55	Chloe Bibby	g	2-6	0-1	2-3	0	2	2	1	6	1	0	0	0	17		
	Team					3	0	3									
	Totals		34-72	10-21	12-21	21	23	44	22	90	19	10	5	10	200		

1st - FG %:	9-22	40.9%	2nd: 6-17	35.3%	3rd: 12-18	66.7%	4th: 7-15	46.7%	Game:	34-72	47.2%	Deadball	
3FG %:	4-9	44.4%	2-5	40.0%	4-6	66.7%	0-1	0.0%		10-21	47.6%	Rebounds	4
FT %:	0-2	0.0%	1-5	20.0%	1-2	50.0%	10-12	83.3%		12-21	57.1%		

COLUMBIA 54 • 2-4

#	Player	Total			3-Ptr			Rebounds			PF	TP	A	TO	Blk	Stl	Min
		FG-FGA	FT-FTA	Off	Def	FG-FGA	FT-FTA	Off	Def	Tot							
03	Little, Josie	f	3-9	0-3	0-1	2	3	5	2	6	0	2	0	0	0	27	
20	Zimmerman, Camille	f	8-17	0-1	10-11	7	5	12	3	26	4	6	1	3	34		
32	Pack, Madison	g	2-4	2-2	0-0	1	1	2	4	6	1	1	1	1	24		
04	Tippet, Paige	g	0-0	0-0	0-0	0	3	3	2	0	3	3	2	0	29		
05	Casey, Riley	g	2-4	1-2	0-0	0	1	1	2	5	0	4	0	0	26		
00	Whittington, Imani	g	1-1	0-0	0-0	0	0	0	0	1	2	0	0	0	5		
01	Clemmons, Janiya	g	0-6	0-1	1-2	0	3	3	0	1	1	2	0	1	14		
10	McCormick, Andrea	g	0-4	0-2	3-4	0	1	1	0	3	1	2	0	0	7		
22	Sampton, Maya	g	0-2	0-0	2-2	1	0	1	1	2	0	0	0	0	6		
25	Flynn, Stephanie	g	1-2	1-1	0-0	0	0	0	3	3	1	0	0	1	11		
33	Lee, Abby	g	0-2	0-2	0-0	0	1	1	1	0	0	0	0	0	10		
42	Borreson, Jillia	g	0-0	0-0	0-2	1	1	2	3	0	0	0	0	0	7		
	Team					1	3	4									
	Totals		17-51	4-14	16-22	13	22	35	22	54	11	22	4	6	200		

1st - FG %:	7-10	70.0%	2nd: 4-18	22.2%	3rd: 4-14	28.6%	4th: 2-9	22.2%	Game:	17-51	33.3%	Deadball	
3FG %:	3-4	75.0%	1-3	33.3%	0-4	0.0%	0-3	0.0%		4-14	28.6%	Rebounds	4
FT %:	3-3	100.0%	0-0	0.0%	7-9	77.8%	6-10	60.0%		16-22	72.7%		

Officials: Eric Koch, Talisa Green, Travis Jones
 Technical fouls: MISSISSIPPI STATE-None. COLUMBIA-None.
 Attendance: 2017 Cancun Challenge - Mayan Tournament

Score by periods	1st	2nd	3rd	4th	Total
MISSISSIPPI STATE	22	15	29	24	90
COLUMBIA	20	9	15	10	54

Points	In	Off	2nd	Fast	Bench
MS	40	23	18	9	23
COL	20	3	8	6	11

GAME 7 — LOUISIANA

Nov. 29, 2017 • Jackson, Miss. (Mississippi Coliseum)

	1st	2nd	3rd	4th	Final
LOUISIANA	8	15	10	4	37
6/3 MISSISSIPPI ST.	30	26	20	18	94

Louisiana 37 • 2-5

#	Player	Total			3-Ptr			Rebounds			PF	TP	A	TO	Blk	Stl	Min
		FG-FGA	FT-FTA	Off	Def	FG-FGA	FT-FTA	Off	Def	Tot							
01	Kimberly Burton	f	1-6	0-0	2-2	2	5	7	1	4	0	2	0	1	30		
35	Brittney Myles	f	0-1	0-0	0-0	0	3	3	5	0	0	1	0	0	14		
04	Malachi Williams	g	0-7	0-4	2-2	1	1	2	3	2	1	3	0	1	23		
11	Skyler Goodwin	g	5-13	1-2	3-3	1	0	1	2	14	0	4	0	1	32		
42	Danyale Bayonne	g	1-7	0-1	0-0	0	5	5	3	2	0	3	1	0	26		
00	Kendra Howard	g	1-1	0-0	0-0	1	1	2	1	2	0	3	0	0	9		
05	Jomyra Mathis	g	2-11	0-1	0-0	0	3	3	0	4	0	3	0	0	19		
21	Brooke Jolivet	g	0-0	0-0	0-0	0	0	0	2	0	0	0	0	0	2		
15	Nekia Jones	g	3-5	2-4	0-0	0	3	3	8	2	5	0	1	1	24		
24	Mylisha Hammond	g	0-2	0-0	1-2	0	2	2	0	1	0	0	0	0	8		
32	Simone Fields	g	0-6	0-0	0-0	1	2	3	4	0	0	1	0	1	13		
	Team					3	0	3									
	Totals		13-59	3-12	8-9	9	25	34	24	37	3	26	1	5	200		

1st - FG %:	4-14	28.6%	2nd: 6-14	42.9%	3rd: 2-16	12.5%	4th: 1-5	6.7%	Game:	13-59	22.0%	Deadball	
3FG %:	0-0	0.0%	2-5	40.0%	0-2	0.0%	1-5	20.0%		3-12	25.0%	Rebounds	1
FT %:	0-0	0.0%	1-1	100.0%	2-4	50.0%	1-2	50.0%		8-9	88.9%		

Mississippi State 94 • 7-0

#	Player	Total			3-Ptr			Rebounds			PF	TP	A	TO	Blk	Stl	Min
		FG-FGA	FT-FTA	Off	Def	FG-FGA	FT-FTA	Off	Def	Tot							
15	Teaira McCowan	c	15-20	0-0	1-5	8	12	20	1	31	0	3	4	3	26		
01	Blair Schaefer	g	5-12	3-9	0-0	1	0	1	2	13	1	1	0	0	26		
02	Morgan William	g	1-2	0-0	0-0	0	0	0	3	2	6	2	0	0	15		
11	Roshunda Johnson	g	0-7	0-2	2-2	4	3	7	1	2	5	1	0	1	22		
35	Victoria Vivians	g	4-11	1-5	7-8	3	3	6	1	16	4	3	1	3	30		
10	Jazzmun Holmes	g	2-4	0-0	6-6	0	2	2	10	8	1	2	1	1	25		
21	Jonika Garvin	g	0-4	0-1	1-4	2	3	5	1	1	0	1	0	0	8		
23	Bre'Amber Scott	g	1-5	0-3	2-2	0	2	2	0	4	1	0	0	0	11		
25	Zion Campbell	g	1-2	0-0	0-0	1	4	5	1	2	0	1	0	0	14		
55	Chloe Bibby	g	5-10	1-3	2-3	3	4	7	0	13	0	2	0	0	23		
	Team					0	4	4									
	Totals		34-77	5-23	21-30	22	37	59	12	94	25	15	7	8	200		

1st - FG %:	11-23	47.8%	2nd: 9-14	64.3%	3rd: 9-23	39.1%	4th: 5-17	29.4%	Game:	34-77	44.2%	Deadball	
3FG %:	3-9	33.3%	2-5	40.0%	0-4	0.0%	0-5	0.0%		5-23	21.7%	Rebounds	5
FT %:	0-0	0.0%	6-9	66.7%	2-4	50.0%	1-2	50.0%		21-30	70.0%		

Officials: Jesse Dickerson, Sue Blauch, Angelica Suffren
 Technical fouls: Louisiana-Simone Fields; TEAM, Mississippi State-None.
 Attendance: 3578
 Tech LA Head Coach End 3rd
 Tech LA #32 at 1:11 4th

Score by periods	1st	2nd	3rd	4th	Total
Louisiana	8	15	10	4	37
Mississippi State	30	26	20	18	94

Points	In	Off	2nd	Fast	Bench
LA	10	10	7	2	15
MS	46	24	14	19	30

Last FG - LA 4th-02:42, MS 4th-05:08.
 Largest lead - LA None, MS by 57 4th-00:26.
 LA led for 00:00. MS led for 39:51. Game was tied for 00:09.



GAME 6 — GREEN BAY

Nov. 25, 2017 • Cancun, Mexico (Cancun Challenge)

	1st	2nd	3rd	4th	Final
RV/NR GREEN BAY	6	14	11	15	46
7/3 MISSISSIPPI ST.	17	14	24	12	67

GREEN BAY 46 • 5-1

#	Player	Total			3-Ptr		
---	--------	-------	--	--	-------	--	--

GAME 9 — LITTLE ROCK

Dec. 10, 2017 • Starkville, Miss.

	1st	2nd	3rd	4th	Final
LITTLE ROCK	10	18	2	18	48
6/3 MISSISSIPPI ST.	17	26	25	18	86

Little Rock 48 • 3-6

#	Player	Total			3-Ptr			Rebounds			PF	TP	A	TO	Blk	Stl	Min
		FG	FGA	FT	FTA	Off	Def	Off	Def	Tot							
00	Ronjanea DeGray	f	2-6	0-0	0-0	0	1	1	4	4	0	2	1	0	0	27	
30	Raeyana DeGray	f	2-8	0-0	0-0	0	2	2	0	4	0	2	1	0	0	27	
02	Monique Townson	g	4-9	1-3	2-2	1	3	4	3	11	1	1	0	0	34		
03	Terrion Moore	g	0-4	0-0	0-0	1	2	3	0	1	1	1	1	1	28		
05	Tori Lasker	g	0-2	0-2	0-0	0	4	4	2	0	0	2	0	0	16		
04	Kira Shepard	g	0-2	0-1	0-0	0	1	1	0	1	0	1	0	2	19		
12	Sydney Chastain	g	0-0	0-0	0-0	0	0	0	1	0	1	0	0	0	2		
22	Yanina Inkina	g	0-1	0-1	0-0	0	0	0	0	0	0	0	0	0	5		
23	Kyra Collier	g	4-13	0-0	3-4	0	5	5	3	11	2	8	0	0	30		
25	Anna Hurlburt	g	0-0	0-0	0-0	0	0	0	0	0	0	0	0	0	0+		
35	Keanna Keys	g	3-5	0-0	2-4	3	1	4	2	8	0	2	0	0	15		
35	Teal Battle	g	3-3	0-0	4-4	1	0	1	2	10	0	1	0	1	7		
	Team					2	1	3									
	Totals		18-53	1-7	11-14	8	20	28	21	48	6	20	2	4	200		

1st - FG %:	5-12	41.7%	2nd - 5-12	41.7%	3rd - 1-14	7.1%	4th - 7-15	46.7%	Game - 18-53	34.0%	Deadball	
3FG %:	0-1	0.0%	1-4	25.0%	0-1	0.0%	0-1	0.0%	1-7	14.3%	Rebounds	
FT %:	0-0	0.0%	7-8	87.5%	0-2	0.0%	4-4	100.0%	11-14	78.6%	2	

Mississippi State 86 • 9-0

#	Player	Total			3-Ptr			Rebounds			PF	TP	A	TO	Blk	Stl	Min
		FG	FGA	FT	FTA	Off	Def	Off	Def	Tot							
15	Teaira McCowan	c	6-8	0-0	1-2	2	9	11	3	13	1	1	0	0	0	16	
01	Blair Schaefer	g	3-9	2-5	2-2	1	0	1	1	10	1	1	0	0	0	27	
02	Morgan William	g	5-9	0-1	6-6	0	1	1	1	16	4	1	0	0	0	28	
11	Roshunda Johnson	g	2-6	0-1	0-0	1	1	2	0	4	1	0	0	0	5	24	
35	Victoria Vivians	g	6-9	0-0	0-0	3	7	10	2	12	1	1	2	0	0	24	
10	Jazzmun Holmes	g	2-5	0-0	1-1	0	0	0	0	5	1	2	0	0	0	12	
20	Nyah Tate	g	2-3	0-0	0-0	0	0	0	0	4	0	2	0	0	0	8	
21	Jonika Garvin	g	0-1	0-0	0-0	0	0	0	1	0	0	0	0	1	0	3	
23	Bre'Amber Scott	g	1-3	0-0	3-5	1	0	1	3	5	0	0	0	0	0	8	
24	Jordan Danberry	g	1-4	0-0	0-2	1	0	1	2	2	0	1	0	1	0	13	
25	Zion Campbell	g	3-4	0-0	0-0	3	2	5	2	6	1	1	0	0	0	21	
55	Chloe Bibby	g	2-5	1-3	4-4	2	4	6	1	9	0	0	0	0	0	16	
	Team					2	4	6									
	Totals		33-66	3-10	17-22	16	28	44	16	86	10	11	3	10	200		

1st - FG %:	8-17	47.1%	2nd - 8-17	47.1%	3rd - 1-12	8.3%	4th - 6-12	50.0%	Game - 33-66	50.0%	Deadball	
3FG %:	0-2	0.0%	2-4	50.0%	1-3	33.3%	0-1	0.0%	1-7	14.3%	Rebounds	
FT %:	1-2	50.0%	8-10	80.0%	1-3	33.3%	6-8	75.0%	17-22	77.3%	2	

Officials: Lisa Mattingly, Bob Trammell, Metta Roberts
 Technical fouls: Little Rock-None. Mississippi State-None.
 Attendance: 5010

Score by periods	1st	2nd	3rd	4th	Total
Little Rock	10	18	2	18	48
Mississippi State	17	26	25	18	86

Last FG - LR 4th-00:16, MS 4th-02:22.
 Largest lead - LR None, MS by 45 4th-02:40.
 LR led for 00:00. MS led for 39:09. Game was tied for 00:51.

GAME 11 — MAINE

Dec. 17, 2017 • Starkville, Miss.

	1st	2nd	3rd	4th	Final
MAINE	12	6	9	16	43
5/3 MISSISSIPPI ST.	29	16	15	23	83

Maine 43 • 6-5

#	Player	Total			3-Ptr			Rebounds			PF	TP	A	TO	Blk	Stl	Min
		FG	FGA	FT	FTA	Off	Def	Off	Def	Tot							
51	Fanny Wadling	f	3-8	1-3	0-0	1	6	7	4	7	2	6	0	1	3	31	
10	Julie Brosseau	g	1-6	0-2	0-0	0	4	4	3	2	1	7	0	0	0	19	
12	Parise Rossignol	g	3-7	0-4	1-2	0	0	0	2	7	0	1	0	1	34		
22	Blanca Millan	g	4-10	1-4	4-4	2	3	5	5	13	1	1	1	2	31		
23	Tanesha Sutton	g	2-8	0-2	2-3	2	1	3	3	6	1	5	0	2	29		
04	Maddy McVicar	g	0-0	0-0	0-0	0	1	1	0	0	0	0	0	0	2		
05	Maeve Carroll	g	0-0	0-0	0-0	0	0	0	0	0	0	0	0	0	2		
15	Dor Saar	g	3-9	1-4	1-2	1	3	4	8	3	1	0	0	0	31		
20	Kelly Fogarty	g	0-1	0-1	0-0	0	0	0	0	0	0	2	0	0	6		
32	Kira Barra	g	0-0	0-0	0-0	0	0	0	0	0	0	0	0	0	1		
33	Kirsten Johnson	g	0-0	0-0	0-0	0	1	1	3	0	0	3	0	0	14		
	Team					3	0	3									
	Totals		16-49	3-20	8-11	9	19	28	24	43	8	27	1	6	200		

1st - FG %:	5-12	41.7%	2nd - 3-9	33.3%	3rd - 2-13	15.4%	4th - 6-15	40.0%	Game - 16-49	32.7%	Deadball	
3FG %:	2-3	66.7%	0-4	0.0%	0-5	0.0%	1-8	12.5%	3-20	15.0%	Rebounds	
FT %:	0-0	0.0%	0-0	0.0%	5-6	83.3%	3-5	60.0%	8-11	72.7%	1	

Mississippi State 83 • 11-0

#	Player	Total			3-Ptr			Rebounds			PF	TP	A	TO	Blk	Stl	Min
		FG	FGA	FT	FTA	Off	Def	Off	Def	Tot							
15	Teaira McCowan	c	8-14	0-0	2-3	5	6	11	1	18	0	1	1	3	26		
01	Blair Schaefer	g	2-4	2-4	0-0	0	1	1	1	6	3	4	0	0	31		
02	Morgan William	g	2-2	0-0	2-2	0	1	1	1	6	2	1	0	1	17		
11	Roshunda Johnson	g	2-9	2-7	0-0	2	4	6	1	6	4	1	0	0	25		
35	Victoria Vivians	g	5-12	2-6	0-0	1	1	2	2	12	3	1	0	1	21		
10	Jazzmun Holmes	g	3-3	0-0	3-4	0	1	1	1	9	3	1	0	3	22		
20	Nyah Tate	g	1-2	1-1	0-0	1	1	2	0	3	0	1	0	0	4		
21	Jonika Garvin	g	1-1	0-0	1-2	1	2	3	1	3	0	1	0	1	4		
23	Bre'Amber Scott	g	0-1	0-1	0-0	0	0	0	0	0	0	1	0	0	6		
24	Jordan Danberry	g	2-6	0-0	3-4	1	3	4	3	7	3	3	1	1	15		
25	Zion Campbell	g	3-5	0-0	1-2	1	3	4	0	7	1	1	0	1	14		
55	Chloe Bibby	g	2-3	0-0	2-2	0	1	1	2	6	0	0	0	0	15		
	Team					1	2	3									
	Totals		31-62	7-19	14-19	13	26	39	13	83	19	16	2	11	200		

1st - FG %:	11-20	55.0%	2nd - 4-12	33.3%	3rd - 6-14	42.9%	4th - 10-16	62.5%	Game - 31-62	50.0%	Deadball	
3FG %:	5-10	50.0%	1-4	25.0%	0-3	0.0%	1-2	50.0%	7-19	36.8%	Rebounds	
FT %:	2-3	66.7%	7-8	87.5%	3-4	75.0%	2-4	50.0%	14-19	73.7%	4	

Officials: Scott Yarbrough, Laura C. Morris, Angelica Sufferin
 Technical fouls: Maine-None. Mississippi State-None.
 Attendance: 4953

Score by periods	1st	2nd	3rd	4th	Total
Maine	12	6	9	16	43
Mississippi State	29	16	15	23	83

Last FG - MAINE 4th-00:43, MS 4th-00:28.
 Largest lead - MAINE by 3 1st-08:44, MS by 41 4th-00:53.
 MAINE led for 00:15. MS led for 37:49. Game was tied for 01:56.

GAME 10 — OREGON

Dec. 13, 2017 • Starkville, Miss.

	1st	2nd	3rd	4th	Final
9/9 OREGON	19	14	22	24	79
5/3 MISSISSIPPI ST.	23	22	25	20	90

Oregon 79 • 8-2

#	Player	Total			3-Ptr			Rebounds			PF	TP	A	TO	Blk	Stl	Min
		FG	FGA	FT	FTA	Off	Def	Off	Def	Tot							
24	Ruthy Hebard	f	11-12	0-0	3-4	5	2	7	3	25	1	1	2	0	33		
44	Mallory McGwire	f	2-5	0-0	2-2	0	5	5	2	6	1	3	0	0	19		
05	Maite Cazorla	g	4-7	2-2	0-0	0	4	4	3	10	6	2	0	0	34		
10	Lexi Bando	g	1-2	0-1	0-0	0	2	2	1	2	0	0	0	0	21		
20	Sabrina Ionescu	g	6-16	3-7	0-0	0	1	1	1	15	5	4	0	1	38		
00	Satou Sabally	g	6-10	2-2	3-3	1	1	2	1	17	1	2	1	0	23		
03	Justine Hall	g	0-1	0-1	0-0	0	0	0	1	0	0	0	0	0	4		
15	Anneli Maley	g	1-2	0-1	0-0	1	1	2	2	2	1	1	0	0	13		
32	Oti Gildon	g	1-2	0-0	0-0												

MISSISSIPPI STATE BASKETBALL
Mississippi State Combined Team Statistics (as of Dec 17, 2017)
All games

RECORD:	OVERALL	HOME	AWAY	NEUTRAL
ALL GAMES	11-0	7-0	0-0	4-0
CONFERENCE	0-0	0-0	0-0	0-0
NON-CONFERENCE	11-0	7-0	0-0	4-0

##	Player	gp-gs	min	avg	Total			3-Point		F-Throw		Rebounds					pts	avg				
					fg-fga	fg%	3fg-fga	3fg%	ft-fa	ft%	off	def	tot	avg	pf	dq			a	to	blk	stl
35	Victoria Vivians	11-11	326	29.6	77-144	.535	22-55	.400	37-44	.841	17	43	60	5.5	21	0	23	24	6	19	213	19.4
15	Teaira McCowan	11-11	284	25.8	83-128	.648	0-0	.000	26-53	.491	59	75	134	12.2	29	0	5	21	23	10	192	17.5
11	Roshunda Johnson	11-11	302	27.5	46-115	.400	23-53	.434	15-16	.938	18	18	36	3.3	19	0	28	14	2	24	130	11.8
01	Blair Schaefer	11-11	312	28.4	29-77	.377	23-58	.397	9-10	.900	8	11	19	1.7	19	0	18	17	1	5	90	8.2
02	Morgan William	11-11	264	24.0	28-62	.452	1-10	.100	28-34	.824	5	17	22	2.0	15	0	53	10	0	7	85	7.7
55	Chloe Bibby	11-0	196	17.8	23-61	.377	6-18	.333	11-13	.846	10	22	32	2.9	12	0	5	9	2	6	63	5.7
10	Jazzmun Holmes	11-0	188	17.1	20-45	.444	1-2	.500	18-25	.720	6	13	19	1.7	13	0	38	13	6	17	59	5.4
25	Zion Campbell	10-0	143	14.3	16-24	.667	0-0	.000	6-10	.600	15	32	47	4.7	14	0	4	9	5	4	38	3.8
24	Jordan Danberry	3-0	34	11.3	3-12	.250	0-1	.000	3-6	.500	2	3	5	1.7	5	0	3	4	1	2	9	3.0
20	Nyah Tate	6-0	32	5.3	4-12	.333	1-2	.500	2-4	.500	1	1	2	0.3	0	0	0	4	0	0	11	1.8
23	Bre'Amber Scott	9-0	68	7.6	3-18	.167	0-7	.000	10-17	.588	3	6	9	1.0	9	0	2	8	1	4	16	1.8
21	Jonika Garvin	9-0	36	4.0	3-12	.250	0-2	.000	3-8	.375	4	9	13	1.4	9	0	1	5	1	1	9	1.0
Team											18	19	37				2					
Total.....		11	2200		337-715	.471	77-208	.370	168-240	.700	167	273	440	40.0	166	0	180	142	50	102	919	83.5
Opponents.....		11	2200		223-592	.377	41-140	.293	112-140	.800	104	243	347	31.5	244	-	97	238	28	62	599	54.5

TEAM STATISTICS	MS	OPP	Date	Opponent	Score	Att.
SCORING	919	599	11/10/17	VIRGINIA	w 68-53	6811
Points per game	83.5	54.5	11/16/17	GEORGIA STATE	w 106-50	4584
Scoring margin	+29.1	-	11/19/17	SOUTHERN MISS	w 91-56	5321
FIELD GOALS-ATT	337-715	223-592	^ 11/23/17	vs ARIZONA STATE	w 65-57	982
Field goal pct	.471	.377	^ 11/24/17	vs COLUMBIA	w 90-54	982
3 POINT FG-ATT	77-208	41-140	11/25/17	vs GREEN BAY	w 67-46	982
3-point FG pct	.370	.293	% 11/29/17	vs Louisiana	w 94-37	3578
3-pt FG made per game	7.0	3.7	# 12/03/17	OKLAHOMA ST.	w 79-76	5138
FREE THROWS-ATT	168-240	112-140	12/10/17	LITTLE ROCK	w 86-48	5010
Free throw pct	.700	.800	12/13/17	OREGON	w 90-79	5445
F-Throws made per game	15.3	10.2	12/17/17	MAINE	w 83-43	4953
REBOUNDS	440	347	^ = Cancun Challenge (Cancun, Mexico)			
Rebounds per game	40.0	31.5	% = Jackson, Miss. (Mississippi Coliseum)			
Rebounding margin	+8.5	-	# = Big 12/SEC Challenge			
ASSISTS	180	97	* = Conference game			
Assists per game	16.4	8.8				
TURNOVERS	142	238				
Turnovers per game	12.9	21.6				
Turnover margin	+8.7	-				
Assist/turnover ratio	1.3	0.4				
STEALS	102	62				
Steals per game	9.3	5.6				
BLOCKS	50	28				
Blocks per game	4.5	2.5				
ATTENDANCE	37262	6524				
Home games-Avg/Game	7-5323	0-0				
Neutral site-Avg/Game	-	4-1631				

Score by Periods	1st	2nd	3rd	4th	Totals
Mississippi State	260	213	246	200	919
Opponents	137	155	149	158	599

MISSISSIPPI STATE BASKETBALL
Mississippi State Category Leaders (as of Dec 17, 2017)
All games

Points	G	Pts	Pts/G	Scoring Average	G	Pts	Avg/G
Victoria Vivians	11	213	19.4	Victoria Vivians	11	213	19.4
Teaira McCowan	11	192	17.5	Teaira McCowan	11	192	17.5
Roshunda Johnson	11	130	11.8	Roshunda Johnson	11	130	11.8
Blair Schaefer	11	90	8.2	Blair Schaefer	11	90	8.2
Morgan William	11	85	7.7	Morgan William	11	85	7.7
Chloe Bibby	11	63	5.7	Chloe Bibby	11	63	5.7
Jazzmun Holmes	11	59	5.4	Jazzmun Holmes	11	59	5.4
Zion Campbell	10	38	3.8	Ameshya Williams	1	4	4.0
Bre'Amber Scott	9	16	1.8	Zion Campbell	10	38	3.8
Nyah Tate	6	11	1.8	Jordan Danberry	3	9	3.0
Jonika Garvin	9	9	1.0	Nyah Tate	6	11	1.8
Jordan Danberry	3	9	3.0	Bre'Amber Scott	9	16	1.8

FG Percentage	FG	Att	Pct	Field Goal Attempts	G	Att	Att/G
Zion Campbell	16	24	.667	Victoria Vivians	11	144	13.1
Teaira McCowan	83	128	.648	Teaira McCowan	11	128	11.6
Victoria Vivians	77	144	.535	Roshunda Johnson	11	115	10.5
Morgan William	28	62	.452	Blair Schaefer	11	77	7.0
Jazzmun Holmes	20	45	.444	Morgan William	11	62	5.6
Roshunda Johnson	46	115	.400	Field Goals Made	G	Made	Made/G
Ameshya Williams	2	5	.400	Teaira McCowan	11	83	7.5
Chloe Bibby	23	61	.377	Victoria Vivians	11	77	7.0
Blair Schaefer	29	77	.377	Roshunda Johnson	11	46	4.2
Nyah Tate	4	12	.333	Blair Schaefer	11	29	2.6
Jordan Danberry	3	12	.250	Morgan William	11	28	2.5
Jonika Garvin	3	12	.250				

3-Point Percentage	3FG	Att	Pct	3-Point FG Attempts	G	Att	Att/G
Jazzmun Holmes	1	2	.500	Blair Schaefer	11	58	5.3
Nyah Tate	1	2	.500	Victoria Vivians	11	55	5.0
Roshunda Johnson	23	53	.434	Roshunda Johnson	11	53	4.8
Victoria Vivians	22	55	.400	Chloe Bibby	11	18	1.6
Blair Schaefer	23	58	.397	Morgan William	11	10	0.9
Chloe Bibby	6	18	.333	3-Point FG Made	G	Made	Made/G
Morgan William	1	10	.100	Roshunda Johnson	11	23	2.1
Jordan Danberry	0	1	.000	Blair Schaefer	11	23	2.1
Jonika Garvin	0	2	.000	Victoria Vivians	11	22	2.0
Bre'Amber Scott	0	7	.000	Chloe Bibby	11	6	0.5
				Jazzmun Holmes	11	1	0.1
				Morgan William	11	1	0.1
				Nyah Tate	6	1	0.2

Free Throw Percent	FG	Att	Pct	Free Throw Attempts	G	Att	Att/G
Roshunda Johnson	15	16	.938	Teaira McCowan	11	53	4.8
Blair Schaefer	9	10	.900	Victoria Vivians	11	44	4.0
Chloe Bibby	11	13	.846	Morgan William	11	34	3.1
Victoria Vivians	37	44	.841	Jazzmun Holmes	11	25	2.3
Morgan William	28	34	.824	Bre'Amber Scott	9	17	1.9
Jazzmun Holmes	18	25	.720	Free Throws Made	G	Made	Made/G
Zion Campbell	6	10	.600	Victoria Vivians	11	37	3.4
Bre'Amber Scott	10	17	.588	Morgan William	11	28	2.5
Jordan Danberry	3	6	.500	Teaira McCowan	11	26	2.4
Nyah Tate	2	4	.500	Jazzmun Holmes	11	18	1.6
Teaira McCowan	26	53	.491	Roshunda Johnson	11	15	1.4
Jonika Garvin	3	8	.375				

MISSISSIPPI STATE BASKETBALL
Mississippi State Category Leaders (as of Dec 17, 2017)
All games

Rebounds	G	Reb	Reb/G
Teaira McCowan	11	134	12.2
Victoria Vivians	11	60	5.5
Zion Campbell	10	47	4.7
Roshunda Johnson	11	36	3.3
Chloe Bibby	11	32	2.9

Assists	G	No.	Ast/G
Morgan William	11	53	4.8
Jazzmun Holmes	11	38	3.5
Roshunda Johnson	11	28	2.5
Victoria Vivians	11	23	2.1
Blair Schaefer	11	18	1.6

Rebound Average	G	Reb	Avg/G
Teaira McCowan	11	134	12.2
Victoria Vivians	11	60	5.5
Ameshya Williams	1	5	5.0
Zion Campbell	10	47	4.7
Roshunda Johnson	11	36	3.3

Steals	G	No.	Stl/G
Roshunda Johnson	11	24	2.2
Victoria Vivians	11	19	1.7
Jazzmun Holmes	11	17	1.5
Teaira McCowan	11	10	0.9
Morgan William	11	7	0.6

Offensive Rebounds	G	No.	Avg/G
Teaira McCowan	11	59	5.4
Roshunda Johnson	11	18	1.6
Victoria Vivians	11	17	1.5
Zion Campbell	10	15	1.5
Chloe Bibby	11	10	0.9

Blocked Shots	G	No.	Blk/G
Teaira McCowan	11	23	2.1
Victoria Vivians	11	6	0.5
Jazzmun Holmes	11	6	0.5
Zion Campbell	10	5	0.5
Roshunda Johnson	11	2	0.2
Chloe Bibby	11	2	0.2
Ameshya Williams	1	2	2.0

Defensive Rebounds	G	No.	Avg/G
Teaira McCowan	11	75	6.8
Victoria Vivians	11	43	3.9
Zion Campbell	10	32	3.2
Chloe Bibby	11	22	2.0
Roshunda Johnson	11	18	1.6

Minutes	G	No.	Min/G
Victoria Vivians	11	326	29.6
Blair Schaefer	11	312	28.4
Roshunda Johnson	11	302	27.5
Teaira McCowan	11	284	25.8
Morgan William	11	264	24.0

Fouls	G	No.	Per/G
Teaira McCowan	11	29	2.6
Victoria Vivians	11	21	1.9
Blair Schaefer	11	19	1.7
Roshunda Johnson	11	19	1.7
Morgan William	11	15	1.4

Turnovers	G	No.	TO/G
Victoria Vivians	11	24	2.2
Teaira McCowan	11	21	1.9
Blair Schaefer	11	17	1.5
Roshunda Johnson	11	14	1.3
Jazzmun Holmes	11	13	1.2

Foulsouts	G	No.
-----------	---	-----

MISSISSIPPI STATE BASKETBALL
Mississippi State Team High/Low Analysis (as of Dec 17, 2017)
All games

Mississippi State - TEAM GAME HIGHS

POINTS	106		GEORGIA STATE (11/16/17)
	94		vs Louisiana (11/29/17)
	91		SOUTHERN MISS (11/19/17)
	90		OREGON (12/13/17)
	90		vs COLUMBIA (11/24/17)
FIELD GOALS MADE	40		GEORGIA STATE (11/16/17)
	35		OREGON (12/13/17)
FIELD GOAL ATTEMPTS	77		vs Louisiana (11/29/17)
	73		SOUTHERN MISS (11/19/17)
FIELD GOAL PERCENTAGE	.656	(40-61)	GEORGIA STATE (11/16/17)
	.538	(35-65)	OREGON (12/13/17)
3 PT FIELD GOALS MADE	13		SOUTHERN MISS (11/19/17)
	10		vs GREEN BAY (11/25/17)
	10		vs COLUMBIA (11/24/17)
3 PT FG ATTEMPTS	29		SOUTHERN MISS (11/19/17)
	27		VIRGINIA (11/10/17)
3 PT FG PERCENTAGE	.476	(10-21)	vs COLUMBIA (11/24/17)
	.448	(13-29)	SOUTHERN MISS (11/19/17)
FREE THROWS MADE	26		OKLAHOMA ST. (12/03/17)
	21		vs Louisiana (11/29/17)
FREE THROW ATTEMPTS	34		OKLAHOMA ST. (12/03/17)
	32		GEORGIA STATE (11/16/17)
FREE THROW PERCENTAGE	.867	(13-15)	OREGON (12/13/17)
	.818	(9-11)	VIRGINIA (11/10/17)
REBOUNDS	59		vs Louisiana (11/29/17)
	44		LITTLE ROCK (12/10/17)
	44		vs COLUMBIA (11/24/17)
	44		SOUTHERN MISS (11/19/17)
ASSISTS	25		vs Louisiana (11/29/17)
	25		SOUTHERN MISS (11/19/17)
STEALS	14		VIRGINIA (11/10/17)
	12		GEORGIA STATE (11/16/17)
BLOCKED SHOTS	8		VIRGINIA (11/10/17)
	7		vs Louisiana (11/29/17)
TURNOVERS	19		vs ARIZONA STATE (11/23/17)
	17		VIRGINIA (11/10/17)
FOULS	22		vs COLUMBIA (11/24/17)
	21		OKLAHOMA ST. (12/03/17)
	21		GEORGIA STATE (11/16/17)

MISSISSIPPI STATE BASKETBALL
Mississippi State High/Low Analysis (as of Dec 17, 2017)
All games

Opponent - GAME HIGHS

POINTS	79		OREGON (12/13/17)
	76		OKLAHOMA ST. (12/03/17)
	57		vs ARIZONA STATE (11/23/17)
	56		SOUTHERN MISS (11/19/17)
	54		vs COLUMBIA (11/24/17)
FIELD GOALS MADE	32		OREGON (12/13/17)
	29		OKLAHOMA ST. (12/03/17)
FIELD GOAL ATTEMPTS	65		OKLAHOMA ST. (12/03/17)
	59		vs Louisiana (11/29/17)
FIELD GOAL PERCENTAGE	.561	(32-57)	OREGON (12/13/17)
	.469	(23-49)	SOUTHERN MISS (11/19/17)
3 PT FIELD GOALS MADE	7		OREGON (12/13/17)
	5		vs GREEN BAY (11/25/17)
	5		SOUTHERN MISS (11/19/17)
3 PT FG ATTEMPTS	20		MAINE (12/17/17)
	16		vs ARIZONA STATE (11/23/17)
3 PT FG PERCENTAGE	.500	(7-14)	OREGON (12/13/17)
	.375	(3-8)	GEORGIA STATE (11/16/17)
FREE THROWS MADE	17		GEORGIA STATE (11/16/17)
	16		vs COLUMBIA (11/24/17)
FREE THROW ATTEMPTS	22		vs COLUMBIA (11/24/17)
	20		GEORGIA STATE (11/16/17)
FREE THROW PERCENTAGE	.889	(8-9)	OREGON (12/13/17)
	.889	(8-9)	vs Louisiana (11/29/17)
REBOUNDS	40		vs GREEN BAY (11/25/17)
	39		OKLAHOMA ST. (12/03/17)
ASSISTS	15		OREGON (12/13/17)
	12		SOUTHERN MISS (11/19/17)
STEALS	8		vs GREEN BAY (11/25/17)
	8		vs ARIZONA STATE (11/23/17)
BLOCKED SHOTS	5		VIRGINIA (11/10/17)
	4		vs COLUMBIA (11/24/17)
	4		vs ARIZONA STATE (11/23/17)
	4		SOUTHERN MISS (11/19/17)
TURNOVERS	28		GEORGIA STATE (11/16/17)
	27		MAINE (12/17/17)
FOULS	27		OKLAHOMA ST. (12/03/17)
	25		GEORGIA STATE (11/16/17)

MISSISSIPPI STATE BASKETBALL
Mississippi State Player High/Low Analysis (as of Dec 17, 2017)
All games

Mississippi State - INDIVIDUAL GAME HIGHS

Points	35		Teaira McCowan vs Oregon (12/13/17)
	31		Teaira McCowan vs Louisiana (11/29/17)
	30		Victoria Vivians vs Oregon (12/13/17)
	30		Victoria Vivians vs Oklahoma St. (12/03/17)
Field Goals Made	29		Roshunda Johnson vs Southern Miss (11/19/17)
	15		Teaira McCowan vs Oregon (12/13/17)
Field Goal Att.	15		Teaira McCowan vs Louisiana (11/29/17)
	20		Victoria Vivians vs Oklahoma St. (12/03/17)
	20		Teaira McCowan vs Louisiana (11/29/17)
	20		Roshunda Johnson vs Southern Miss (11/19/17)
FG Pct (min 5 made)	1.000	(6-6)	Zion Campbell vs Georgia State (11/16/17)
	.900	(9-10)	Teaira McCowan vs Georgia State (11/16/17)
3-Point FG Made	5		Victoria Vivians vs Oregon (12/13/17)
	5		Victoria Vivians vs COLUMBIA (11/24/17)
3-Point FG Att.	5		Roshunda Johnson vs Southern Miss (11/19/17)
	11		Roshunda Johnson vs Southern Miss (11/19/17)
3-Pt FG Pct (min 2 made)	10		Roshunda Johnson vs Virginia (11/10/17)
	1.000	(3-3)	Roshunda Johnson vs Georgia State (11/16/17)
	.667	(4-6)	Blair Schaefer vs COLUMBIA (11/24/17)
	.667	(2-3)	Roshunda Johnson vs ARIZONA STATE (11/23/17)
	.667	(2-3)	Chloe Bibby vs Southern Miss (11/19/17)
	.667	(2-3)	Chloe Bibby vs Virginia (11/10/17)
Free Throws Made	7		Victoria Vivians vs Oklahoma St. (12/03/17)
	7		Roshunda Johnson vs Oklahoma St. (12/03/17)
Free Throw Att.	7		Victoria Vivians vs Louisiana (11/29/17)
	9		Teaira McCowan vs Oklahoma St. (12/03/17)
FT Pct (min 3 made)	9		Morgan William vs Oklahoma St. (12/03/17)
	1.000	(7-7)	Victoria Vivians vs Oklahoma St. (12/03/17)
	1.000	(7-7)	Roshunda Johnson vs Oklahoma St. (12/03/17)
	1.000	(6-6)	Morgan William vs Little Rock (12/10/17)
	1.000	(6-6)	Jazzmun Holmes vs Louisiana (11/29/17)
	1.000	(4-4)	Chloe Bibby vs Little Rock (12/10/17)
	1.000	(4-4)	Morgan William vs Georgia State (11/16/17)
	1.000	(3-3)	Morgan William vs Oregon (12/13/17)
Rebounds	1.000	(3-3)	Victoria Vivians vs Virginia (11/10/17)
	20		Teaira McCowan vs Louisiana (11/29/17)
Assists	19		Teaira McCowan vs Oregon (12/13/17)
	9		Morgan William vs Southern Miss (11/19/17)
	8		Jazzmun Holmes vs Louisiana (11/29/17)
	8		Jazzmun Holmes vs COLUMBIA (11/24/17)
	8		Morgan William vs Virginia (11/10/17)
Steals	5		Roshunda Johnson vs Little Rock (12/10/17)
	4		Roshunda Johnson vs ARIZONA STATE (11/23/17)
Blocked Shots	5		Teaira McCowan vs Oregon (12/13/17)
	4		Teaira McCowan vs Louisiana (11/29/17)
Turnovers	5		Teaira McCowan vs Oklahoma St. (12/03/17)
	4		Blair Schaefer vs Maine (12/17/17)
	4		Chloe Bibby vs ARIZONA STATE (11/23/17)
	4		Bre' Amber Scott vs Georgia State (11/16/17)
	4		Teaira McCowan vs Virginia (11/10/17)
	4		Victoria Vivians vs Virginia (11/10/17)
Fouls	4		Jazzmun Holmes vs Oklahoma St. (12/03/17)
	4		Teaira McCowan vs Oklahoma St. (12/03/17)







MISSISSIPPI STATE BASKETBALL
Mississippi State Opponent High/Low Analysis (as of Dec 17, 2017)
All games

OPPONENT INDIVIDUAL GAME HIGHS

Points	35		Loryn Goodwin vs Oklahoma St. (12/03/17)
	26		Zimmerman, Camille vs COLUMBIA (11/24/17)
	25		Ruthy Hebard vs Oregon (12/13/17)
	17		Satou Sabally vs Oregon (12/13/17)
Field Goals Made	17		Dominique Toussaint vs Virginia (11/10/17)
	13		Loryn Goodwin vs Oklahoma St. (12/03/17)
Field Goal Att.	11		Ruthy Hebard vs Oregon (12/13/17)
	29		Loryn Goodwin vs Oklahoma St. (12/03/17)
FG Pct (min 5 made)	17		Zimmerman, Camille vs COLUMBIA (11/24/17)
	.917	(11-12)	Ruthy Hebard vs Oregon (12/13/17)
3-Point FG Made	.750	(6-8)	Ibis, Kianna vs ARIZONA STATE (11/23/17)
	3		Sabrina Ionescu vs Oregon (12/13/17)
3-Point FG Att.	3		Loryn Goodwin vs Oklahoma St. (12/03/17)
	7		Sabrina Ionescu vs Oregon (12/13/17)
3-Pt FG Pct (min 2 made)	5		LeCLAIRE, Allie vs GREEN BAY (11/25/17)
	5		Richardson, Reili vs ARIZONA STATE (11/23/17)
	1.000	(2-2)	Satou Sabally vs Oregon (12/13/17)
Free Throws Made	1.000	(2-2)	Maite Cazorla vs Oregon (12/13/17)
	10		Pack, Madison vs COLUMBIA (11/24/17)
	7		Zimmerman, Camille vs COLUMBIA (11/24/17)
Free Throw Att.	11		Shay Fluker vs Georgia State (11/16/17)
	10		Zimmerman, Camille vs COLUMBIA (11/24/17)
FT Pct (min 3 made)	10		Loryn Goodwin vs Oklahoma St. (12/03/17)
	1.000	(6-6)	Kierra Henry vs Georgia State (11/16/17)
	1.000	(4-4)	Blanca Millan vs Maine (12/17/17)
	1.000	(4-4)	Teal Battle vs Little Rock (12/10/17)
	1.000	(4-4)	Mandy Coleman vs Oklahoma St. (12/03/17)
	1.000	(4-4)	Haines, Sabrina vs ARIZONA STATE (11/23/17)
	1.000	(4-4)	Jayla King vs Southern Miss (11/19/17)
Rebounds	1.000	(3-3)	Satou Sabally vs Oregon (12/13/17)
	1.000	(3-3)	Skyler Goodwin vs Louisiana (11/29/17)
	12		Zimmerman, Camille vs COLUMBIA (11/24/17)
Assists	10		Mandy Coleman vs Oklahoma St. (12/03/17)
	10		Loryn Goodwin vs Oklahoma St. (12/03/17)
	6		Maite Cazorla vs Oregon (12/13/17)
Steals	5		Sabrina Ionescu vs Oregon (12/13/17)
	5		Shonte Hailes vs Southern Miss (11/19/17)
	4		Loryn Goodwin vs Oklahoma St. (12/03/17)
Blocked Shots	3		Zimmerman, Camille vs COLUMBIA (11/24/17)
	3		Jayla King vs Southern Miss (11/19/17)
	4		Felicia Aiyeotan vs Virginia (11/10/17)
	2		Ruthy Hebard vs Oregon (12/13/17)
Turnovers	2		Tippet, Paige vs COLUMBIA (11/24/17)
	2		Elenga, Sophia vs ARIZONA STATE (11/23/17)
	2		Kyle Felton vs Southern Miss (11/19/17)
Fouls	8		Kyra Collier vs Little Rock (12/10/17)
	8		Dominique Toussaint vs Virginia (11/10/17)
	5		Blanca Millan vs Maine (12/17/17)
	5		Areanna Combs vs Oklahoma St. (12/03/17)
	5		Brittney Myles vs Louisiana (11/29/17)
	5		Kyle Felton vs Southern Miss (11/19/17)
	5		Jada Lewis vs Georgia State (11/16/17)
	5		Shay Fluker vs Georgia State (11/16/17)

MISSISSIPPI STATE BULLDOGS
(11-0 Overall, 0-0 SEC)

Head Coach: Vic Schaefer (6th Season)
Associate Head Coach: Johnnie Harris (6th Season)
Assistant Coach: Dionnah Jackson-Durrett (3rd Season)
Assistant Coach: Carly Thibault-DuDonis (2nd Season)

		PPG	RPG	APG	FG%	3FG%	FT%		
	1 • BLAIR SCHAEFER G • 5-7 • Sr. Starkville, Miss. (Starkville HS)	2017-18 Career	8.2 4.1	1.7 1.0	1.6 0.7	.377 .344	.397 .363	.900 .829	<ul style="list-style-type: none"> • SEC Community Service Team last 2 seasons • 9th at MSU in career 3FG% (36.3%) • 4th on team in scoring this season • Double digits in 6 games this season • T8th in SEC in 3FG made (2.1)
	2 • MORGAN WILLIAM G • 5-5 • Sr. Birmingham, Ala. (Shades Valley HS)	2017-18 Career	7.7 9.7	2.0 2.1	4.8 4.4	.452 .386	.100 .305	.824 .842	<ul style="list-style-type: none"> • Preseason First Team All-SEC selection by media and coaches • Wooden, Nancy Lieberman, Naismith & Wade Watch Lists • MSU's career FT% leader (84.2%), 9th in SEC history • 1st SEC, 2nd in NCAA DI in assist/turnover ratio (5.3) • 6th in SEC in assists (4.8 apg) • 533 career assts - 1st at MSU, 4th among active Division I players
	3 • MYAH TAYLOR G • 5-7 • Fr. Olive Branch, Miss. (Olive Branch HS)	2017-18 Career							<ul style="list-style-type: none"> • 5-star point guard from Olive Branch (Miss.) High School • Three-time Mississippi Gatorade Player of the Year
	10 • JAZZMUN HOLMES G • 5-8 • Jr. Gulfport, Miss. (Harrison Central HS)	2017-18 Career	5.4 2.7	1.7 1.1	3.5 2.5	.444 .350	.500 .219	.720 .750	<ul style="list-style-type: none"> • 3rd in the SEC, 25th in NCAA DI in assist/turnover ratio (2.9) • 3rd on team in steals (1.5 spg) • 10 pts, 8 assts. vs. Louisiana
	11 • ROSHUNDA JOHNSON (<i>RO-shun-dah - Goes By Ro</i>) G • 5-7 • R-Sr. Little Rock, Ark. (Parkview HS/Oklahoma St.)	2017-18 Career	11.8 7.7	3.3 2.0	2.2 1.1	.400 .417	.434 .436	.938 .913	<ul style="list-style-type: none"> • Currently 1st at MSU in career 3FG% (43.6%) • 3rd on team in scoring (11.8 ppg) • T8th in SEC in 3FG made (2.1) • 5th in league in 3FG% (43.4%) • 6th in SEC in steals (2.2 spg) • 15-of-16 at FT line, 1st on team in FT%
	12 • JACAIRA "IGGY" ALLEN (<i>Juh-CAR-ee-ah - Goes by Iggly</i>) G • 5-10 • So. Pompano Beach, Fla. (Dillard HS)	2017-18 Career							<ul style="list-style-type: none"> • Will miss the season with a knee injury suffered in preseason practice • Logged 20 games as a freshman last season
	15 • TEAIRA MCCOWAN (<i>Tee-AIR-ah</i>) C • 6-7 • Jr. Brenham, Texas (Brenham HS)	2017-18 Career	17.5 9.0	12.2 7.1	2.1 1.5	.648 .562	.000 .000	.491 .599	<ul style="list-style-type: none"> • 2nd Tm. Preseason All-SEC (coaches); Lisa Leslie, Naismith watch lists • 2x SEC Player of the Week (11/21, 12/19) • 20.8 pts., 14.4 rbd., 2.2 blk., .703 FG% last 5 games • 35 pts., 19 rbd., 5 blk., 15-of-18 FG (83.3%) vs. Oregon • 2nd in SEC, 11th in nation in FG% (64.8%) • 7th SEC in scoring; 2nd SEC & 8th in DI in rebounding
	20 • NYAH TATE G • 6-0 • Fr. Terry, Miss. (Terry HS)	2017-18 Career	1.8 1.8	0.3 0.3	0.0 0.0	.333 .333	.500 .500	.500 .500	<ul style="list-style-type: none"> • Added 4 points in each of MSU's wins against Georgia State and Little Rock • Made her 1st collegiate 3-pointer against Maine • 4-star guard from Terry (Miss.) High School • All-State selection during her prep career
	21 • JONIKA GARVIN (<i>JOHN-i-kah</i>) F • 6-0 • Jr. Lake Worth, Fla. (Lake Worth HS/Palm Beach St. CC)	2017-18 Career	1.0 1.0	1.4 1.4	0.1 0.1	.250 .250	.000 .000	.375 .375	<ul style="list-style-type: none"> • Season-high 4 pts. vs. Columbia • 5 rebounds against Louisiana, a season high • Scored 3 pts. against Maine • Played 20 games as a freshman at Auburn (2015-16)
	23 • BRE'AMBER SCOTT G • 5-11 • Fr. Little Rock, Ark. (Central HS)	2017-18 Career	1.8 1.8	1.0 1.0	0.4 0.4	.167 .167	.000 .000	.588 .588	<ul style="list-style-type: none"> • Scored 6 pts. in MSU's Cancun Challenge win vs. Columbia • Added 5 points in MSU's win against Little Rock • T2nd on team with 3 charges taken • 3-star guard from Little Rock, Ark. • Top player in Arkansas' 2017 class by Arkansas Basketball Rankings
	24 • JORDAN DANBERRY G • 5-8 • Jr. Conway, Ark. (Conway HS/Arkansas)	2017-18 Career ^(AII)	3.0 6.1	1.7 2.7	1.0 2.0	.250 .333	.000 .156	.500 .633	<ul style="list-style-type: none"> • Named to the SEC Winter Honor Roll • Played her 1st game at MSU in State's win against Little Rock • Tallied a season-high 7 pts. and 4 rbd. in the win vs. Maine • Played 36 career games at Arkansas • Averaged 6.4 points, 2.8 rebounds with the Razorbacks
	25 • ZION CAMPBELL C • 6-3 • R-So. Washington, D.C. (Riverdale Baptist School)	2017-18 Career	3.8 1.8	4.7 2.3	0.5 0.2	.667 .677	.000 .000	.600 .500	<ul style="list-style-type: none"> • Twice named to the SEC Academic Honor Roll • Notched her 1st double-double with 13 pts., 11 rbd. vs. Georgia St. • Went 6-for-6 from the field against GSU • Had 6 rbd. in wins against Arizona St. and Columbia • Career-best 2 blocks in MSU's win against Oklahoma State • Added a pair of steals against Little Rock
	35 • VICTORIA VIVIAN (<i>VIH-vee-ans</i>) G • 6-1 • Sr. Carthage, Miss. (Scott Central HS)	2017-18 Career	19.4 16.4	5.5 5.0	2.1 1.5	.535 .387	.400 .312	.841 .758	<ul style="list-style-type: none"> • Preseason First Team All-SEC by league media and coaches • On Wooden, Naismith, Wade, & Ann Meyers Drysdale watch lists • 3rd in SEC in scoring (19.4 ppg) • Double figures 17 straight games going back to 2016-17 • 21.0 pts., 6.0 rbd., .571 FG%, .444 3FG%, .923 FT% last 4 games • 1,967 career pts. - 1st in SEC, 4th in NCAA among current players
	55 • CHLOE BIBBY F • 6-1 • Fr. Warracknabeal, Australia (Rowville Secondary)	2017-18 Career	5.7 5.7	2.9 2.9	0.5 0.5	.377 .377	.333 .333	.846 .846	<ul style="list-style-type: none"> • Scored 13 pts. in her MSU debut against Virginia • Tallied 10 points, 5 rbd., 2 stls. vs. Southern Miss • Netted 13 points against Louisiana • Added 9 pts., 6 rbd. vs. Little Rock • Joined MSU in August after playing for Australia in FIBA U19 World Cup