



## 2016-17 WOMEN'S BASKETBALL

### SCHEDULE/RESULTS

OVERALL RECORD .....	13-0
SEC .....	0-0
NON-CONFERENCE .....	13-0
HOME .....	2-0
AWAY .....	6-0
NEUTRAL .....	5-0

DATE	OPPONENT	TV	TIME
N3	ARKANSAS-FORT SMITH (Exh.)	SECN+	W, 88-62
N11	! vs. Villanova		W, 108-62
N12	! vs. Maine		W, 87-43
N16	& vs. Tulane		W, 66-49
N20	TEXAS	SEC Network	W, 79-68
N25	^ vs. Oregon		W, 75-63
N26	^ vs. San Jose St.		W, 88-51
N27	^ at Hawaii		W, 66-41
D3	% at Iowa State	FSN	W, 85-81 (OT)
D10	at Southern Miss		W, 72-50
D13	at Arkansas-Little Rock		W, 58-44
D16	# vs. SMU		W, 91-42
D18	# vs. USC		W, 76-72
D20	ALABAMA STATE	SECN+	W, 90-47
D28	NORTHWESTERN STATE	SECN+	7 p.m.
J1	* LSU	SEC Network	2 p.m.
J5	* at Arkansas	SECN+	7 p.m.
J8	* at Tennessee	SECN+	1 p.m.
J12	* FLORIDA	SEC Network	8 p.m.
J16	* OLE MISS	SEC Network	6 p.m.
J19	* at Alabama	SECN+	7 p.m.
J23	* at South Carolina	ESPN2	6 p.m.
J29	* TEXAS A&M	SEC Network	3 p.m.
F2	* at Auburn	SEC Network	8 p.m.
F5	* MISSOURI	ESPNU	1:30 p.m.
F9	* VANDERBILT	SEC Network	8 p.m.
F12	* at Ole Miss	SEC Network	3 p.m.
F16	* GEORGIA	SECN+	7 p.m.
F19	* at Texas A&M	SEC Network	4 p.m.
F23	* at Kentucky	SECN+	6 p.m.
F26	* TENNESSEE	ESPNU/ ESPN2	1/4 p.m.
M1-5	SEC Tournament (Greenville, S.C.)		
M17-20	NCAA First/Second Rounds		
M24-27	NCAA Regionals		
M31 & A2	NCAA Women's Final Four (Dallas, Texas)		

All Times Central

Home Games In **Bold**

! — Maine Tipoff Tournament (Orono, Maine)

& — Mississippi Coast Coliseum (Biloxi, Miss.)

^ — Rainbow Wahine Showdown (Honolulu, Hawaii)

% — SEC/Big 12 Challenge (Ames, Iowa)

# — Women of Troy Classic (Los Angeles, Calif.)

\* — SEC Game



### MISSISSIPPI STATE

**13-0 (0-0 SEC)**

Head Coach: Vic Schaefer (5th Season)

Record At MSU: 103-46

AP/USAT Rank: 5/5

### NORTHWESTERN STATE

**6-4 (0-0 Southland)**

Head Coach: Jordan Dupuy (1st Season)

Record At NSU: 6-4

AP/USAT Rank: NR/NR

DECEMBER 28, 2016 | 7 P.M. CT | STARKVILLE, MISS.

## BULLDOG PROJECTED STARTING 5



### 11 ■ ROSHUNDA JOHNSON

**5-7 • G • R-Jr. • LITTLE ROCK, ARK.**

PPG	RBD	AST	BLK	STL	FG%	3FG%	FT%
8.5	1.8	1.2	0.0	1.2	.463	.451	.813

**NOTABLES:** Started the last 6 games... 4th on MSU in scoring... 110th in SEC in 3FG made (1.8)... Scored 9 pts. on 3 of 5 shooting against Alabama State.



### 45 ■ CHINWE OKORIE

**6-5 • C • Sr. • LAGOS, NIGERIA**

PPG	RBD	AST	BLK	STL	FG%	3FG%	FT%
9.7	6.3	0.2	0.8	0.5	.582	.000	.426

**NOTABLES:** 3rd on team in scoring, 1st in rebounds for the season... 7th in MSU career FG% (51.2%)... 6th in SEC in off. rebounds (3.3 rpg)... Tied for team lead in blocks.



### 3 ■ BREANNA RICHARDSON

**6-1 • F • Sr. • CONYERS, GA.**

PPG	RBD	AST	BLK	STL	FG%	3FG%	FT%
7.2	4.5	1.1	0.3	0.6	.578	.000	.731

**NOTABLES:** 25th in MSU history, 9th among active SEC players in career pts. (911)... 5th among SEC players in career rbd. with 597... Avg. 8.8 ppg last 5 gms.



### 35 ■ VICTORIA VIVIAN

**6-1 • G • Jr. • CARTHAGE, MISS.**

PPG	RBD	AST	BLK	STL	FG%	3FG%	FT%
15.8	3.6	1.6	0.1	1.2	.412	.324	.757

**NOTABLES:** On Naismith, Wade & Wooden Watch Lists... 10th in MSU career scoring (1,326 pts.)... Avg. 23.5 ppg last 2 gms., 19.3 last 4 gms... Had 28 pts. vs. ASU.



### 2 ■ MORGAN WILLIAM

**5-5 • G • Jr. • BIRMINGHAM, ALA.**

PPG	RBD	AST	BLK	STL	FG%	3FG%	FT%
11.4	1.8	3.8	0.1	1.9	.531	.200	.808

**NOTABLES:** Naismith Watch List... Women of Troy Classic MVP... Avg. 10.6 ppg last 5 games... 6th in SEC in assts. (3.8 apg)... 83.7 career FT% - 6th among active NCAA players.



@HailStateWBK



Facebook.com/HailStateWBK



HailStateWBK



TIPOFF: 7 P.M.

LOCATION: STARKVILLE, MISS.

ARENA: HUMPHREY COLISEUM (10,500)

TELEVISION: SEC Network +

BART GREGORY (PxP)

CHARLIE WINFIELD (ANALYST)

RADIO: WKBB-FM 100.9

JASON CROWDER (PxP)

### SERIES HISTORY VS. NORTHWESTERN STATE

NORTHWESTERN ST. (MSU leads 3-0)

At MSU: MSU leads 3-0

At Northwestern State: 0-0

At Neutral Sites: 0-0

12/19/1998	W	99-76	H
11/23/2008	W	99-75	H
12/28/2012	W	65-49	H

### MSU-NSU COMPARISON

	MSU	NSU
<b>SCORING</b>	<b>1041</b>	<b>710</b>
Points per game	80.1	71.0
Scoring margin	+25.2	+5.6
<b>FIELD GOALS-ATT</b>	<b>376-795</b>	<b>248-602</b>
Field goal pct	.473	.412
<b>3 POINT FG-ATT</b>	<b>73-190</b>	<b>54-183</b>
3-point FG pct	.384	.295
3-pt FG made per game	5.6	5.4
<b>FREE THROWS-ATT</b>	<b>216-303</b>	<b>160-201</b>
Free throw pct	.713	.796
FT made per game	16.6	16.0
<b>REBOUNDS</b>	<b>488</b>	<b>384</b>
Rebounds per game	37.5	38.4
Rebounding margin	+10.2	+0.0
<b>ASSISTS</b>	<b>198</b>	<b>152</b>
Assists per game	15.2	15.2
<b>TURNOVERS</b>	<b>178</b>	<b>210</b>
Turnovers per game	13.7	21.0
Turnover margin	+8.1	+0.4
Assist/turnover ratio	1.1	0.7
<b>STEALS</b>	<b>130</b>	<b>110</b>
Steals per game	10.0	11.0
<b>BLOCKS</b>	<b>37</b>	<b>19</b>
Blocks per game	2.8	1.9

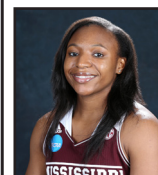
### MSU STATS LEADERS



#### POINTS

Victoria Vivians  
15.8 PPG


#### REBOUNDS

Chinwe Okorie  
6.3 RPG

#### ASSISTS

Morgan William  
3.8 APG

#### BLOCKS

Teaira McCowan  
Chinwe Okorie  
0.8 BPG

#### STEALS

Morgan William  
1.9 SPG

### BULLDOG BITES

- Wednesday is the non-conference finale for the Bulldogs and the first of two-straight games against teams from the state of Louisiana. MSU opens the SEC slate against LSU on Jan. 1.
- State has won five-straight home games after defeating Alabama State 90-47 last Tuesday.
- MSU is 29-8 all-time against current members of the Southland Conference.
- The Dawgs have won their last five non-conference finales.
- State's 13-0 record is tied with the 2008-09 squad for the second-best start in school history. The Bulldogs are the only undefeated team in the SEC and one of eight nationally. State and UConn are the only teams in the Top 10 of the NCAA RPI without a loss.
- Mississippi State has won 41 of its last 42 regular season non-conference games going back to 2014-15. That tally includes 21-straight victories. The only loss came last season at Texas.
- Mississippi State remained No. 5 in Monday's Associated Press poll for the fourth-straight week, the best ranking in school history. MSU's 44-straight weeks in the poll is the eighth-longest active streak in the nation.
- MSU has held six opponents, three of its last four, below 50 points and 11 below 70 this season. State is third in the SEC and 29th nationally in scoring defense, allowing 54.8 ppg.
- The Bulldogs average 80.1 ppg this season, second in the SEC and 26th nationally. After scoring its season low at Little Rock, MSU has averaged 85.7 ppg the last three games.
- MSU has shot 46.2% from the field the last three games. It makes 47.3% for the year, tops in the league and 18th in the country.
- State forced 29 turnovers for the second time in three games against Alabama State. MSU forces 21.8 turnovers per game, 17th in the nation. The Dawgs' +8.1 turnover margin is ninth in the Division I ranks.
- Victoria Vivians scored a season-high 28 points in the team's last outing. She comes into Wednesday averaging 23.5 ppg her last two games after she tallied 19 at USC.
- Freshman Ameshya Williams notched a season-high 12 points and tied for the team high with six rebounds against Alabama State.
- Junior Morgan William is averaging 10.6 ppg the last five games. In that stretch she is shooting 55.2% from the floor.
- In the last five games, Jazzmun Holmes has 21 assists (4.2 apg) to just four turnovers.

### SERIES VS. LADY DEMONS

- The Bulldogs and Lady Demons will meet for the fourth time, with all three previous contests coming in Starkville.
- State has won all three previous meetings, with the last coming on this date in 2012, Vic Schaefer's first year at the MSU helm. Mississippi State won that contest 65-49.

### ABOUT NORTHWESTERN STATE

- The Lady Demons enter Wednesday's game 6-4 in the first season under head coach Jordan Dupuy, who is familiar with Mississippi State from his time on the staff at Southern Miss.
- NSU has won three of its last four games, with the most recent being a 113-65 home win against Louisiana College.
- MSU is the second SEC opponent Northwestern State has faced, as it dropped a 65-36 decision at Arkansas on Dec. 18.
- Beatrice Attura paces the Lady Demons with 18.2 ppg. Cheyenne Brown scores at a 12.2 clip while leading the team with 6.3 rpg.

### NEXT UP FOR THE DAWGS

- The Bulldogs open the SEC slate Jan. 1, hosting LSU in a 2 p.m. tip on SEC Network.
- State returns to the road following that contest, heading to Arkansas on Jan. 5 and Tennessee on Jan. 8.



@HailStateWBK




Facebook.com/HailStateWBK



HailStateWBK



## MISSISSIPPI STATE 2016-17 RADIO/TV ROSTER

**00 DOMINIQUE DILLINGHAM**  
G • 5-9 • Sr. • Spring, Texas**1 BLAIR SCHAEFER**  
G • 5-7 • Jr. • Starkville, Miss.**2 MORGAN WILLIAM**  
G • 5-5 • Jr. • Birmingham, Ala.**3 BREANNA RICHARDSON**  
F • 6-1 • Sr. • Conyers, Ga.**4 AMESHYA WILLIAMS**  
F • 6-2 • Fr. • Gulfport, Miss.**10 JAZZMUN HOLMES**  
G • 5-8 • So. • Gulfport, Miss.**11 ROSHUNDA JOHNSON**  
G • 5-7 • R-Jr. • Little Rock, Ark.**12 JACAIRA "IGGY" ALLEN**  
G • 5-10 • Fr. • Pompano Beach, Fla.**13 KETARA CHAPEL**  
F • 6-1 • Sr. • Temple, Texas**15 TEAIRA MCCOWAN**  
C • 6-7 • So. • Brenham, Texas**25 ZION CAMPBELL**  
C • 6-3 • R-Fr. • Washington, D.C.**35 VICTORIA VIVIAN**  
G • 6-1 • Jr. • Carthage, Miss.**45 CHINWE OKORIE**  
C • 6-5 • Sr. • Lagos, Nigeria

## PRONUNCIATION GUIDE

Jacaira Allen ..... Juh-KAI-ra

Ketara Chapel ..... Kah-TARE-ah CHAP-ul

Teaira McCowan ..... Tee-AIR-ah

Chinwe Okorie ..... CHIN-way Oh-CORE-ee

Breanna Richardson ..... Bree-AHN-ah

Victoria Vivians ..... VI-vee-ans

Ameshya Williams ..... Ah-ME-sha

**2015 SEC COACH OF THE YEAR**  
**VIC SCHAEFER**  
Head Coach  
5th Season at MSU**JOHNNIE HARRIS**  
Associate Head Coach  
5th Season at MSU**DIONNAH JACKSON-DURRETT**  
Assistant Coach  
2nd Season at MSU**CARLY THIBAUT**  
Assistant Coach  
1st Season at MSU

## MISSISSIPPI STATE 2016-17 NUMERICAL ROSTER

No.	Player	Pos.	Ht.	Cl.	Exp.	Hometown (Previous School)
00	Dominique Dillingham	G	5-9	Sr.	3L	Spring, Texas (Klein Collins HS)
1	Blair Schaefer	G	5-7	Jr.	2L	Starkville, Miss. (Starkville HS)
2	Morgan William	G	5-5	Jr.	2L	Birmingham, Ala. (Shades Valley HS)
3	Breanna Richardson	F	6-1	Sr.	3L	Conyers, Ga. (Rockdale County HS)
4	Ameshya Williams	F	6-2	Fr.	HS	Gulfport, Miss. (West Harrison HS)
10	Jazzmun Holmes	G	5-8	So.	1L	Gulfport, Miss. (Harrison Central HS)
11	Roshunda Johnson	G	5-7	RJr.	RS	Little Rock, Ark. (Parkview HS/Oklahoma St.)
12	Jacaira "Iggy" Allen	G	5-10	Fr.	HS	Pompano Beach, Fla. (Dillard HS)
13	Ketara Chapel	F	6-1	Sr.	3L	Temple, Texas (Temple HS)
15	Teaira McCowan	C	6-7	So.	1L	Brenham, Texas (Brenham HS)
25	Zion Campbell	C	6-3	RFr.	RS	Washington, D.C. (Riverdale Baptist School)
35	Victoria Vivians	G	6-1	Jr.	2L	Carthage, Miss. (Scott Central HS)
45	Chinwe Okorie	C	6-5	Sr.	2L	Lagos, Nigeria (Stoneleigh-Burnham [Mass.] Prep)

## COACHING STAFF

Head Coach.....Vic Schaefer — Fifth Season  
 Associate Head Coach.....Johnnie Harris — Fifth Season  
 Assistant Coach ..... Dionnah Jackson-Durrett — Second Season  
 Assistant Coach ..... Carly Thibault — First Season

Dir. of Operations ..... Maryann Baker — Fifth Season  
 Dir. of Scouting/Video Coordinator..... Skylar Collins — Fourth Season  
 Head Strength & Conditioning Coach ..... Anthony Harvey — First Season



@HailStateWBK



Facebook.com/HailStateWBK



HailStateWBK

ASSOCIATED PRESS TOP 25 POLL  
December 26

Rk.	School	Rcd.	Pts.	Pvs.
1	Connecticut (33)	11-0	825	1
2	Notre Dame	11-1	767	2
3	Baylor	11-1	759	3
4	Maryland	12-0	740	4
5	Mississippi State	13-0	679	5
6	South Carolina	10-1	664	6
7	Florida State	12-1	629	7
8	Louisville	12-2	593	8
9	Washington	12-1	539	9
10	UCLA	9-2	517	10
11	Miami (Fla.)	11-1	473	11
12	West Virginia	12-0	451	13
13	Stanford	9-2	408	14
14	Ohio State	10-4	400	12
15	Duke	11-1	310	17
16	Texas	6-4	272	16
17	Kentucky	9-3	251	18
18	Arizona State	9-2	247	21
19	Virginia Tech	12-0	227	23
20	Colorado	10-1	188	15
21	California	12-0	159	NR
22	Oregon State	10-1	147	25
23	South Florida	10-1	117	21
24	Oklahoma	9-3	112	20
25	Syracuse	9-4	76	19

USA TODAY TOP 25 POLL  
December 27

Rk.	School	Rcd.	Pts.	Pvs.
1	Connecticut (32)	11-0	800	1
2	Notre Dame	11-1	757	2
3	Maryland	12-0	730	3
4	Baylor	11-1	709	4
5	Mississippi State	13-0	663	5
6	South Carolina	10-1	650	6
7	Florida State	12-1	610	7
8	Louisville	12-2	575	8
9	Washington	12-1	534	9
10	UCLA	9-2	495	10
11	Miami	11-1	468	11
12	West Virginia	12-0	441	12
13	Ohio State	10-4	396	13
14	Stanford	9-2	383	14
15	Oregon State	10-1	328	15
16	Texas	6-4	267	17
17	Duke	11-1	259	18
18	California	12-0	240	20
19	Arizona State	9-2	235	19
20	Virginia Tech	12-0	172	23
21	Syracuse	9-4	154	16
22	DePaul	8-4	137	22
23	Kentucky	9-3	107	24
24	Oklahoma	9-3	80	21
25	South Florida	10-1	76	25

## WEEK-BY-WEEK RANKINGS

Week	AP	Coaches	NCAA RPI
Preseason	10	11	—
Nov. 14	10	9	—
Nov. 21	7	7	—
Nov. 28	6	6	—
Dec. 5	5	5	9
Dec. 12	5	5	6
Dec. 19	5	5	4
Dec. 26	5	5	5

Week	AP	Coaches	NCAA RPI

## BULLDOG GAME-BY-GAME STARTERS

OPPONENT	GUARD	GUARD	GUARD	CENTER	FORWARD	RECORD
Villanova	William	Vivians	Dillingham	Okorie	Richardson	1-0
Maine	William	Vivians	Dillingham	Okorie	Richardson	2-0
Tulane	William	Vivians	Dillingham	Okorie	Richardson	3-0
Texas	William	Vivians	Dillingham	Okorie	Richardson	4-0
Oregon	William	Vivians	Dillingham	Okorie	Richardson	5-0
San Jose St.	William	Vivians	Dillingham	Okorie	Richardson	6-0
Hawaii	William	Vivians	Dillingham	Okorie	Richardson	7-0
Iowa St.	William	Vivians	Johnson	Okorie	Richardson	8-0
Southern Miss	William	Vivians	Johnson	Okorie	Richardson	9-0
Ark.-Little Rock	William	Vivians	Johnson	Okorie	Richardson	10-0
SMU	William	Vivians	Johnson	Okorie	Richardson	11-0
USC	William	Vivians	Johnson	Okorie	Richardson	12-0
Alabama St.	William	Vivians	Johnson	Okorie	Richardson	13-0

Northwestern St.
LSU
Arkansas
Tennessee
Florida
Ole Miss
Alabama
So. Carolina
Texas A&M
Auburn
Missouri
Vanderbilt
Ole Miss
Georgia
Texas A&M
Kentucky
Tennessee

## MSU RECORD BY STARTING LINEUP

Dillingham, Okorie, Richardson, Vivians, William	7-0
Johnson, Okorie, Richardson, Vivians, William	6-0

## VIC SCHAEFER HEAD COACH



- 103-46 at MSU in 4-plus seasons, the fastest coach in school history to 100 wins and 30 SEC victories.
- Led MSU to three-straight 20-win seasons for the first time in program history.
- Second-most wins (68) among SEC coaches since 2014-15.
- Led MSU to the school single-season wins record each of the last two seasons (28 in 2016, 27 in 2015).
- Guided the 2015-16 Bulldogs to the best SEC finish in school history (T2nd) & the school SEC wins record (11) for the second-straight year.
- Named Associated Press SEC Coach of the Year, SEC Coaches' Co-Coach of the Year & Naismith Coach of the Year semifinalist in 2014-15.
- Taken teams to the postseason 17 of the last 19 seasons, including a second-straight NCAA Tournament and MSU's second Sweet 16.
- Landed a Top 20 signing class in his second season in Starkville and the No. 19 2017 class. His first class rated 35th.
- Coached 15 years as an assistant and associate head coach at Texas A&M and Arkansas, averaging 22 wins a year during that time.
- Has 13 NCAA Tournament appearances, 12 times advancing out of the first round. Won the 2011 national championship at Texas A&M.
- Has 10 Top 20 signing classes, including the nation's No. 2 class at Texas A&M (2011-12).

SCHAEFER YEAR-BY-YEAR AT  
MISSISSIPPI STATE, TEXAS A&M & ARKANSAS

Overall: 436-212 (.673) in 20 seasons

## MISSISSIPPI STATE — HEAD COACH

Year	Record	Postseason
2012-13	13-17	—
2013-14	22-14	WNIT Quarterfinals
2014-15	27-7	NCAA Second Round
2015-16	28-8	NCAA Sweet 16
2016-17	13-0	—

Record: 103-46 (.691) in 5 seasons

## TEXAS A&amp;M — ASSOCIATE HEAD COACH

Year	Record	Postseason
2003-04	9-19	—
2004-05	16-15	WNIT Quarterfinals
2005-06	23-9	NCAA First Round
2006-07	25-7	Big 12 Champion/ NCAA Second Round
2007-08	29-8	Big 12 Tournament Champion/ Elite Eight
2008-09	27-8	NCAA Sweet 16
2009-10	26-8	Big 12 Tournament Champion/ NCAA Second Round
2010-11	33-5	NCAA National Champion
2011-12	24-11	NCAA Sweet 16

Record: 212-90 (.702) in 9 seasons

- 7 NCAA Tournament Appearances
- 1 NCAA National Championship (2010-11)
- 1 NCAA Elite Eight (2007-08)
- 2 NCAA Sweet 16 (2008-09, 2011-12)
- 2 NCAA Second Round (2006-07, 2009-10)
- 1 NCAA First Round (2005-06)
- 1 WNIT Appearance
- 1 WNIT Quarterfinals (2004-05)

## ARKANSAS — ASSOCIATE HEAD COACH

Year	Record	Postseason
1997-98	22-11	NCAA Final Four
1998-99	20-14	WNIT National Champion
1999-00	17-15	WNIT Semifinals
2000-01	20-13	NCAA Second Round
2001-02	20-12	NCAA Second Round
2002-03	22-11	NCAA Second Round

Record: 121-76 (.614) in 6 seasons

- 4 NCAA Tournament Appearances
- 1 NCAA Final Four (1997-98)
- 3 NCAA Second Round (2000-01, 2001-02, 2002-03)
- 2 WNIT Appearances
- 1 WNIT National Championship (1998-99)
- 1 WNIT Semifinal (1999-00)



@HailStateWBK



Facebook.com/HailStateWBK



HailStateWBK

**SEC STANDINGS (THROUGH 12/18)**

TEAM	SEC			OVERALL		
	W	L	PCT.	W	L	PCT.
Mississippi State	0	0	.000	13	0	1.000
Alabama	0	0	.000	11	1	.917
South Carolina	0	0	.000	10	1	.909
Arkansas	0	0	.000	10	2	.833
LSU	0	0	.000	10	2	.833
Ole Miss	0	0	.000	10	2	.833
Vanderbilt	0	0	.000	10	2	.833
Kentucky	0	0	.000	9	3	.750
Texas A&M	0	0	.000	9	3	.750
Missouri	0	0	.000	10	4	.714
Auburn	0	0	.000	9	4	.692
Florida	0	0	.000	8	4	.667
Tennessee	0	0	.000	7	4	.636
Georgia	0	0	.000	7	5	.583

**SEC SCHEDULE****28 (Wednesday)**

Florida A&M at Alabama (SECN+)	7:00 p.m. CT
Houston Baptist at Arkansas (SECN+)	7:00 p.m. CT
Jacksonville at Auburn (SECN+)	6:00 p.m. CT
Southeastern Louisiana at Florida (SECN+)	7:00 p.m. ET
Western Carolina at Georgia (SECN+)	2:00 p.m. ET
Alabama State at LSU (SECN+)	6:00 p.m. CT
Mississippi Valley State at Ole Miss (SECN+)	6:00 p.m. CT
Northwestern State at Mississippi State (SECN+)	7:00 p.m. CT
Prairie View A&M at Texas A&M (SECN+)	7:00 p.m. CT
Vanderbilt at Memphis (ESPNU)	5:00 p.m. ET

**29 (Thursday)**

Kentucky at Duke	7:00 p.m. ET
UNC Wilmington at Tennessee (SECN+)	7:00 p.m. ET

**1 (Sunday)**

*Auburn at Florida (SECN+)	2:00 p.m. ET
*Arkansas at Ole Miss (SEC Network)	4:00 p.m. CT
*LSU at Mississippi State (SEC Network)	2:00 p.m. CT
*Georgia at Missouri (SEC Network)	12:00 p.m. CT
*Alabama at South Carolina (ESPN2)	2:00 p.m. ET
*Kentucky at Tennessee (ESPN2)	4:00 p.m. ET

**DAWG BOAST ONE OF NATION'S MOST-EXPERIENCED ROSTERS**

- Last season Mississippi State owned one of the nation's youngest rosters, with 10 of the Bulldogs' 14 roster players boasting one year or less of college experience. This year is different, however, as eight players are either juniors or seniors.
- Here is a breakdown of the per-game averages and percentages returning for MSU this season:
  - Points** .....62.2 ppg (90%)
  - Rebounds** .....35.9 rpg (89%)
  - Assists** .....12.5 apg (91.4%)
  - Blocks** .....3.7 bpg (82.2%)
  - Steals** .....7.2 spg (92.5%)

**STATE PICKED 2ND IN SEC**

- The Bulldogs enter the 2016-17 campaign boasting the best preseason SEC pick in school history with a second-place selection by league media.
- State was also tabbed second by the league coaches.
- Mississippi State tied for second in the league last season, the highest finish by a Bulldog squad. MSU finished 11-5 for the second-straight year. The 11 SEC wins are the most in school history.

**2016-17 SEC PRESEASON POLL (MEDIA)**

1. South Carolina	8. Missouri
2. Mississippi State	9. Vanderbilt
3. Tennessee	10. Georgia
4. Kentucky	11. Arkansas
5. Florida	12. LSU
6. Texas A&M	13. Alabama
7. Auburn	14. Ole Miss

**2016-17 SEC PRESEASON POLL (COACHES)**

1. South Carolina	8. Texas A&M
2. Mississippi State	9. Vanderbilt
3. Tennessee	10. Arkansas
4. Florida	11. LSU
5. Kentucky	12. Georgia
6. Auburn	13. Alabama
7. Missouri	14. Ole Miss

**TOP 5 BULLDOGS**

- Mississippi State stayed at No. 5 in the Associated Press Top 25 Poll for the fourth-straight week. State is also No. 5 in the USA Today Coaches Poll.
- MSU has been ranked in the Associated Press poll a school-best 44 consecutive weeks. That total is the eighth-longest active streak in the nation. It is the third-longest active streak among SEC teams, rating behind only Kentucky (131) and South Carolina (81).

**DAWGS TOP 5 IN RPI**

- Non-conference RPI won't be an issue for Mississippi State when it comes to NCAA Tournament selection time, as the Bulldogs entered the week No. 5 in the NCAA RPI.
- MSU is 1-0 against the RPI Top 50, 8-0 vs. the Top 100 and 10-0 vs. the Top 200.

**BULLDOGS AMONG THE UNBEATENS**

- Mississippi State's stellar start to the season makes it the SEC's only undefeated team. The Dawgs are one of only eight teams in the nation without a loss.
- The Bulldogs and UConn are the only undefeated teams in the Top 10 of the NCAA RPI.

**OFF TO A STRONG START**

- With the 12-0 start, MSU has now won 41 of its last 42 regular-season non-conference games going back to 2014-15. That lone setback came at Texas last season.
- The Bulldogs have now won 21-straight games in the lead-up to SEC play.
- The 13-0 start is the third best in program history. The top starts are as follows:
  1. 18 — 2014-15
  2. 13 — 2008-09
  2. 13 — 2016-17

**ROAD WARRIORS**

- Of Mississippi State's 13 wins, 11 have come away from Humphrey Coliseum. Six have been true road contests. The Bulldogs' six wins in true road games is tied for most in the country and it matches the number of road wins for last year's squad.
- The program record for road wins in a season is eight set in 2008-09.

**SCHAEFER WINS NO. 100 AT MSU**

- Vic Schaefer picked up his 100th victory as the Bulldog head coach on Dec. 13, making him just the second coach in program history to record 100 wins. He became the fastest to reach the milestone.

**BULLDOGS PILING UP THE WINS**

- MSU is 68-15 (.819) since the 2014-15 season. Both the wins total and winning percentage are second in the SEC in that span behind South Carolina and in the Top 15 in the Division I ranks.
- Going back to 2013-14, MSU is 90-29 (.756) after going 61-63 the previous four years. The 90 wins are second-most in the SEC and in the Top 20 nationally.
- State is 22-10 since 2014-15 in SEC play after going 18-46 the four years prior. The 22 SEC wins rank third behind South Carolina (31) and Tennessee (23).





**THE LAST TIME THE BULLDOGS...**

**Defeated an AP Top 10 Team**  
No. 8 Texas, 79-68 (11/20/16)

**Defeated an AP Top 25 Team**  
No. 16 Michigan State [NCAAT], 74-74 (3/20/16)

**Defeated a ranked team on the road**  
No. 17 South Florida, 68-58 (12/30/15)

**Overcame a 10+ point halftime deficit to win**  
17, at Iowa State (12/3/16)

**Scored 100 or more points**  
108 vs. Villanova (11/11/16)

**Held a team to 50 points or less**  
47 vs. Alabama St. (12/20/16)

**Held a team to 40 points or less**  
37 vs. Miss. Valley St. (11/24/15)

**Held a team to 30 points or less**  
25 vs. Savannah St. (11/29/15)

**Made 40 field goals**  
45 vs. Miss. Valley St. (11/24/15)

**Made 50 field goals**  
53 vs. Judson College (2/24/86)

**Made 10 3-point field goals**  
11 vs. SMU (12/16/16)

**Made 30 or more free throws**  
33 vs. Louisiana Tech (12/11/14)

**Shot 50% or better from the field**  
.515 vs. SMU (12/16/16)

**Shot 60% or better from the field**  
.613 vs. Villanova (11/11/16)

**Had 65 rebounds**  
69 vs. SE Louisiana (12/7/14)

**Had 70 rebounds**  
71 vs. Arkansas-Pine Bluff (11/13/09)

**Had 35 or more assists**  
37 vs. Memphis (1/3/80)

**Had 30 or more steals**  
30 vs. New Orleans (11/17/13)

**Won an overtime game**  
85-81 at Iowa State (12/3/16)

**Won a double overtime game**  
74-66 vs. Southern Miss (3/24/14)

**THE LAST TIME A BULLDOGG PLAYER...**

**Had a player score 20 points**  
28, Victoria Vivians vs. Alabama St. (12/20/16)

**Had a player score 30 points**  
30, Victoria Vivians vs. Tennessee [SECT] (3/5/16)

**Had a player score 35 points**  
36, Victoria Vivians at Louisiana Tech (12/13/15)

**Had a player score 40 points**  
43, Alexis Rack vs. Maryland (11/22/09)

**Had a player score 45 points**  
47, Tan White vs. Vanderbilt (2/3/05, 2OT)

**Had 2 players score 20 points in a game**  
Victoria Vivians [20], Teaira McCowan [20] vs. Norfolk State (11/27/15)

**Had 3 players score 20 points in a game**  
Nitra Perry (24), Cynthia Hall (21), & Jennifer Fambrough (21) vs. So. Miss. (11/20/99)

**Had 5 or more players score double figures in a game**  
5, vs. SMU (12/16/16)

**Had a player make 10 field goals in a game**  
11, Victoria Vivians vs. Tennessee [SECT] (3/5/16)

**Had a player make 20 field goals in a game**  
20, LaToya Thomas vs. Tulsa (11/17/02)

**Had a player make 5 or more 3-point field goals in a game**  
5, Victoria Vivians vs. Michigan St. [NCAAT] (3/20/16)

**Had a player make 10 free throws in a game**  
13, Morgan William vs. Texas (11/20/16)

**Had a player make 15 free throws in a game**  
18, Jennifer Fambrough vs. Northwestern St. (12/19/98)

**Had a player grab 10 rebounds in a game**  
10, Breanna Richardson at Southern Miss (12/10/16)

**Had a player grab 15 rebounds in a game**  
16, Teaira McCowan vs. San Jose St. (11/26/16)

**Had a player grab 20 rebounds in a game**  
23, Martha Alwal vs. Ole Miss (2/23/14)

**Had a player record 10 or more assists**  
11, Morgan William vs. Savannah St. (11/29/15)

**Had a player record 10 blocks in a game**  
10, Martha Alwal vs. Jacksonville St. (11/11/11)

**Had a player record 5 or more steals in a game**  
6, Dominique Dillingham vs. Tulane (11/16/16)

**Had a player record a double-double**  
Breanna Richardson [19 pts., 10 rbd.] at Southern Miss (12/10/16)

**Had 2 players record double-doubles in a game**  
Victoria Vivians [23 pts., 10 rbd.] & Teaira McCowan [10 pts., 13 rbd.] vs. Auburn (1/7/16)

**Had a player record a triple-double**  
Cynthia Hall, 12 points, 10 rebounds and 12 assists vs. La.-Lafayette (12/16/00)

**DAWGS DEFEND THE HUMP**

- The Hump has become one of the toughest places to play, with Michigan State head coach Suzy Merchant saying it is the loudest arena she has ever coached in.
- The home court advantage has helped the Bulldogs compile a 35-3 record in the Hump since 2014-15, one of the best home records in the SEC. Since 2013-14, MSU is 51-8 on the home court, the second-most home victories in the league.
- MSU has won 38 of its last 42 home games going back to 2013-14 and is 63-13 all-time at home under Schaefer.

**BULLDOGS BRING FANS TO THE TURNSTILES**

- Mississippi State has averaged 6,775 fans for its two home games, the seventh-largest average attendance in the nation.
- Last week's crowd ranks 11th in school history, and the 7,764 for the home opener against Texas is the second-largest in program annals and the third-largest women's basketball crowd ever in the state.
- The Bulldogs have averaged 4,581 fans per contest since 2014-15.

**PILING UP THE TEDDY BEARS**

- At halftime of last Tuesday's game, Mississippi State held its first Teddy Bear Toss. Presented by BancorpSouth, the toss collected over 1,000 stuffed teddy bears that were distributed to area children by the Salvation Army and Le Bonheur Children's Hospital.

**STATE SOLVES HILTON MAGIC**

- Iowa State's ability to win at home earned the moniker Hilton Magic. State became one of the rare teams to win there, halting ISU's 96-game win streak in regular season non-conference home games.
- The thrilling comeback win earned MSU record rankings and NCAA Team of the Week honors. It's the second-straight year the Bulldogs have received the accolade.

**THIRD TIME IS THE CHARM**

- Sunday's Women of Troy Classic championship was the Bulldogs' third tournament title of the non-conference slate. The Bulldogs also won the Maine Tipoff Tournament and the Rainbow Wahine Showdown.
- Victoria Vivians was named MVP in both Maine and Hawaii. She was also named to the Women of Troy Classic all-tournament team, while Morgan William was tournament MVP.
- Chinwe Okorie earned a spot on the Rainbow Wahine Showdown all-tournament squad, while Roshunda Johnson was named to the Maine Tipoff all-tournament team.

**GOING FOR 20 AND MORE HISTORY**

- Mississippi State has won 20-plus games each of the last three seasons, the first time Bulldog squads have enjoyed three-straight 20-win seasons. A fourth-straight year with 20 or more victories would match the program's total number of 20-win seasons prior to Schaefer's arrival.

**BULLDOGS PUTTING IN THE POINTS**

- Mississippi State reached 90 points for the second time in three games, raising the Dawgs' scoring average to 80.1 ppg, second in the SEC and 26th in country. The Bulldogs have scored 65 or more points all but once this season, putting in 75 points nine times and 80 plus in six contests
- MSU wins by an average of 25.2 ppg, a tally that is third in the league but 10th nationally.
- The Bulldogs are 62-5 under Schaefer when scoring 70 or more points, 78-10 when putting 65 or more on the scoreboard.

**MAKING #MCBUCKETS**

- The Bulldogs have shot the basketball at a 47.3% clip this season, tops in the SEC and 18th in the nation. It is the best percentage to start the year under Schaefer.
- State has eclipsed 50% shooting five times, the most in a year under Schaefer. MSU's nine games shooting 45% or higher this season matches the total number of times the Bulldogs reached the mark last season. MSU has shot below 40% just once on the year.
- The Bulldogs are 40-4 under Schaefer, 26-1 since 2014-15, when making 45% or better from the field.
- The Bulldogs have been among the nation's best despite being the only team in the Top 10 without a McDonald's All-American on the roster. That note earned the title McBuckets from ESPN analyst Rebecca Lobo during a recent broadcast.

**A LOOK BEYOND THE ARC**

- After holding Alabama State to 30% from the 3-point line, MSU has now kept 11 of its 13 foes to 30% or less from the arc.



## CAREER WATCH

## SCORING

	player	games	points	avg.
1	LaToya Thomas (2000-03)	125	2,981	23.8
2	Tan White (2002-05)	121	2,421	20.0
3	Alexis Rack (2007-10)	129	1,756	13.6
8	Laura Springer (1978-81)	117	1,340	11.5
9	Martha Alwal (2012-15)	124	1,328	10.7
10	Victoria Vivians (2015-pres.)	83	1,326	16.0
23	Daisy Casher (1984-85)	52	940	18.1
24	Jemmye Ann Helms (1993-97)	101	917	9.1
25	Breanna Richardson (2014-pres.)	117	911	7.9
—	Dominique Dillingham (2014-pres.)	113	850	7.5

## FIELD GOAL PERCENTAGE (minimum 300 attempts)

	player	games	percentage
1	LaToya Thomas (2000-03)	125	55.3 (1,119-2,024)
5	Louise Grimes (1981-82)	55	51.9 (368-709)
6	Sandra Butler (1983-86)	61	51.5 (345-670)
7	Chinwe Okorie (2015-pres.)	83	51.2 (199-389)

## THREE-POINT FIELD GOALS MADE

	player	games	field goals
1	Alexis Rack (2007-10)	129	340 (1057 att.)
2	Tan White (2002-05)	121	222 (714 att.)
3	Mary Kathryn Govero (2008-11)	128	182 (492 att.)
4	Victoria Vivians (2015-pres.)	83	171 (538 att.)

## THREE-POINT FIELD GOAL ATTEMPTS

	player	games	attempts
1	Alexis Rack (2007-10)	129	1057 (made 340)
2	Tan White (2002-05)	121	714 (made 222)
3	Victoria Vivians (2015-pres.)	83	538 (made 171)

## FREE THROWS MADE

	player	games	free throws
1	LaToya Thomas (2000-03)	125	709 (914 att.)
2	Tan White (2002-05)	121	413 (557 att.)
3	Jennifer Fambrough (1999-02)	117	396 (511 att.)
4	LaCharlotte Smith (1993-96)	106	379 (526 att.)
5	Sharon Thompson (1995-98)	107	366 (602 att.)
6	Morgan William (2015-pres.)	83	344 (411 att.)
10	Laura Springer (1978-81)	117	288 (396 att.)
—	Breanna Richardson (2014-pres.)	117	241 (350 att.)
—	Dominique Dillingham (2014-pres.)	113	214 (306 att.)

## FREE THROWS ATTEMPTS

	player	games	attempts
1	LaToya Thomas (2000-03)	125	914 (made 709)
2	Sharon Thompson (1995-98)	107	602 (made 366)
3	Tan White (2002-05)	121	557 (made 413)
6	Sophie Ratliff (1987-90)	117	499 (made 290)
7	Martha Alwal (2012-15)	124	476 (made 333)
8	Morgan William (2015-pres.)	83	411 (made 344)
10	Alexis Rack (2007-10)	129	387 (made 296)
—	Breanna Richardson (2014-pres.)	117	350 (made 241)
—	Dominique Dillingham (2014-pres.)	113	306 (made 214)

## FREE THROW PERCENTAGE (minimum 150 attempts)

	player	games	percentage
1	Morgan William (2015-present)	83	83.7 (344-411)
2	LaToya Thomas (2000-03)	125	77.6 (709-914)
3	Jennifer Fambrough (1999-02)	117	77.5 (396-511)

## ASSISTS

	player	games	assists	avg.
1	Angela Harris (1997-00)	110	463	4.2
2	Tan White (2002-05)	121	457	3.8
6	Polly Branch (1983-87)	106	391	3.5
7	Diamber Johnson (2009-12)	126	351	2.8
8	Morgan William (2015-pres.)	83	348	4.2

## BLOCKED SHOTS

	player	games	blocks	avg.
1	Martha Alwal (2012-15)	124	328	2.6
2	Chanel Mokango (2009-10)	67	180	2.7
8	Catina Bett (2011-12)	52	63	1.2
9	Cara Stokes (1984-86)	67	62	0.9
	Louise Grimes (1981-82)	55	62	1.1
—	Teaira McCowan (2016-present)	48	57	1.2

## STEALS

	player	games	steals	avg.
1	Tan White (2002-05)	121	372	3.1
2	Kunshinge Sorrell (1987-88)	62	238	3.8
3	LaCharlotte Smith (1993-96)	106	230	2.2
4	Lisa Scott (1989-92)	106	205	1.9
5	Alexis Rack (2007-10)	129	202	1.6
6	Dominique Dillingham (2014-pres.)	113	193	1.7

• State is fourth in the SEC, 43rd nationally, keeping teams to 27.4% for the year. The Dawgs have been phenomenal guarding the arc under Schaefer, limiting teams to 467 of 1672 (27.9%).

• While they have been stingy to opponents behind the arc, the Bulldogs have drained the triple at a 38.4% clip that is second in the SEC and 20th nationally.

## GOING TO THE CHARITY STRIPE

• MSU went to the free-throw line a season-high 40 times against Alabama State and matched its season high with 28 made free throws.

• The Dawgs are 216 of 303 at the stripe this season. Both the makes and attempts are second in the SEC and fourth nationally.

## CREATING TURNOVERS=WINS

• MSU forced 29 ASU turnovers a week ago. The Dawgs force 21.8 turnovers per game, third in the SEC and 17th in the nation.

• State is second in the league and ninth in the nation with a +8.1 turnover margin.

• Each of the last three seasons, Mississippi State has ranked in the Top 2 in the league in turnover margin. The 2015-16 squad was second in the SEC and seventh nationally with a +5.92 margin. In 2014-15, the Bulldogs led the league and ranked 14th in the country with a +5.71 mark. The 2013-14 WNIT team's +5.28 turnover margin was second in the SEC and 12th in Division I.

• State is 88-22 under Schaefer, 60-9 since 2014-15, when winning the turnover battle.

• After scoring 40 points off turnovers last Tuesday, the Dawgs average 25.6 points off turnovers for the year against just 11.6 for opponents.

## SO YOU SAY THERE'S A SECOND CHANCE

• The Bulldogs are once again among the SEC's best on the offensive glass, rating third with 15.8 offensive boards per game. Chinwe Okorie is sixth with 3.3 rpg.

• State has capitalized on the extra opportunities, averaging 14.2 second-chance points per game. Opponents have tallied just 6.8 second chance points per contest.

## STATE REPRESENTED ON NATIONAL WATCH LISTS

• For the second-straight year, Victoria Vivians has been named to the national watch lists for the Naismith, Wade and Wooden player of the year awards.

• Vivians is the SEC's top returning scorer from last season, as she finished second in the league with 17.1 ppg.

• Fellow junior Morgan William was named to the 50-player Naismith watch list as well.

## BULLDOGS LAND ON PRESEASON ALL-SEC TEAMS

• Vivians was tabbed first team preseason All-SEC by both Associated Press and league coaches. Junior Morgan William and senior Dominique Dillingham were second team All-SEC selections by the league coaches during the preseason.

• Vivians was named first team All-SEC by both last season. Dillingham was an honorable mention All-SEC from AP and an all-defensive team selection by the coaches.

## VICTORIA VAULTING UP THE SCORING LIST

• Vivians came to MSU having scored the most points in high school girls basketball history (5,745), and she is ascending the MSU career scoring list, scoring 1,326 points. That total is 10th at MSU, two points away from ninth.

• Vivians has scored in double figures in seven-straight games and 68 times in her career. She is averaging 23.5 ppg her last two games. Her 15.8 average this season is 12th in the SEC.

• Her career total is fifth among active SEC players, tops by a junior, and third in her class in NCAA Division I.

• Vivians' 16.0 career scoring average is seventh among active Division I juniors.

• The Carthage, Miss., native is seventh among active league players in career steals (125), fifth in field goals (481) and second in 3-pointers (171).

## 2016-17 BULLDOG CHARGE BOARD

Morgan William.....	9
Dominique Dillingham.....	8
Blair Schaefer.....	8
Ketara Chapel.....	3
Victoria Vivians.....	2
Jazzmun Holmes.....	1
Chinwe Okorie.....	1
Breanna Richardson.....	1



**VIVIAN SHINES AGAINST RANKED FOES**

- Vivians has been stellar against ranked foes in her career. In 20-career games versus teams in the Top 25, she has tallied 335 points, a 16.8 scoring average.
- Vivians personally out-scored Texas 10-9 in the second quarter en route to finishing with 19 points. The Bulldogs held the Longhorns to just one field goal in the period.

**MO COMES UP WITH BIG POINTS FOR BULLDOGS**

- Morgan William has tallied 11.1 ppg the last four contests. She had nine points last Tuesday after notching 18 points against USC to earn Women of Troy Classic MVP.
- William is off to a stellar start to her junior campaign, ranking second on the team with 11.4 ppg while shooting 53.1% from the field, third-highest on the team.
- State is 39-4 in William's career when she scores in double figures.
- William averages 3.6 ppg in the first half this season, but in the final 20 minutes she is scoring at a 7.1 clip and shooting 62.5% from the field.

**WILLIAM IS CLUTCH FROM THE STRIPE**

- Much of William's second-half success comes from the free-throw line, where she is 40 of 49 (81.6%). For the season she is seventh in the SEC at the stripe (80.8%).
- William has made 84.3% from the line in her career, sixth among active NCAA players, fourth among juniors.
- William has the opportunity to be the first Bulldog to shoot over 80 percent for her career.
- She is 21 of 23 at the stripe in the last five minutes this season (91.3%). In her career, she is 132 of 152 (86.8%).

**WILLIAM, JAZZ DROP DIMES WITH THE BEST**

- William is also climbing State's career assists list, rating eighth with 348, three back of seventh. She is eighth in the SEC with 3.8 assists per game on the year. Her career tally is second among current SEC players, fourth among juniors in the nation.
- Jazzmun Holmes is third in the SEC and 13th in the country in assist/turnover ratio (3.4). She is 14th in the league in assists with 3.4 apg. The last five games she has 21 assists (4.2 apg) to just four turnovers.

**SCHAEFER SIZZLING FOR THE BULLDOGS**

- Blair Schaefer tied her career scoring high at Little Rock, but it only lasted one game as she set a new standard with 18 points against SMU.
- Schaefer has averaged 9.8 points her last four games, shooting 42.3% from the floor and 47.4% from 3-point range. Prior to that she was averaging 3.9 points and shooting 29.4% from the field, 36.8% from the arc.

**RICHARDSON EARNS HER DEGREE**

- Breanna Richardson received her diploma during commencement exercises Dec. 9, graduating in three and a half years. The following day she notched her first double-double of the season with 19 points and 10 rebounds at Southern Miss.
- Richardson has started all 13 games this season after starting just once last season. She is averaging 7.2 ppg and 4.5 rpg, but in the last five games she is averaging 8.8 ppg and 5.6 rpg.
- The Conyers, Ga., native is second on the team shooting 57.8% from the field.
- She is fifth among active SEC players in career rebounds (597) and ninth in points with 911, a total that is 25th in school annals.

**CHINWE SHINING**

- Chinwe Okorie might be the team's most improved player so far, averaging 9.7 ppg, around three points more per contest than last season.
- She leads the team in both field goal percentage (58.2%) and rebounds (6.3 rpg) in addition to her league sixth-most 3.3 offensive rebounds per game. She is currently seventh in school field goal percentage history (51.2%).
- Okorie is currently working toward the completion of her second degree at MSU.

**RO RAINS THE 3'S**

- In her first season on the court with the Bulldogs, junior Roshunda Johnson has made an immediate impact, ranking fourth on the team with 8.5 ppg. She shoots 45.1% from 3-point range, making an SEC 10th-best 1.8 triples per game.

**SENIORS LOOKING TO GO OUT ON TOP**

- Seniors Dominique Dillingham, Ketara Chapel, Richardson and Okorie are 90-29 for their MSU careers, tying them with Sherise Williams last season for the most wins by a Bulldog senior class.

**BULLDOG AWARDS & HONORS****ZION CAMPBELL**

- SEC First-Year Academic Honor Roll – 2016

**KETARA CHAPEL**

- SEC Academic Honor Roll – 2015, 2016
- Preseason WNIT All-Tournament Team – 2015
- SEC First-Year Academic Honor Roll – 2014

**DOMINIQUE DILLINGHAM**

- Preseason Second Team All-SEC (Coaches) — 2017
- All-SEC Honorable Mention (AP) – 2016
- SEC All-Defensive Team (Coaches) - 2016
- SEC Academic Honor Roll – 2015, 2016
- SEC First-Year Academic Honor Roll – 2014
- SEC Freshman of the Week – 2013-2014 (12/23)

**ROSHUNDA JOHNSON**

- Maine Tipoff Tournament All-Tournament Team — 2017

**TEAIRA MCCOWAN**

- SEC All-Freshman Team – 2016
- SEC Freshman of the Week – 2016 (12/1)

**CHINWE OKORIE**

- Rainbow Wahine Showdown All-Tournament Team — 2017
- SEC Academic Honor Roll – 2015, 2016
- SEC First-Year Academic Honor Roll – 2014

**BREANNA RICHARDSON**

- SEC Academic Honor Roll – 2015, 2016
- SEC First-Year Academic Honor Roll – 2014
- SEC All-Freshman Team – 2014
- SEC Freshman of the Week – 2013-2014 (2/17)

**BLAIR SCHAEFER**

- Allstate Good Works Team Nominee — 2017
- SEC Community Service Team – 2016
- SEC Academic Honor Roll – 2016
- SEC First-Year Honor Roll – 2015

**VICTORIA VIVIAN**

- Wade Trophy Watch List — 2017
- Wooden Award Watch List — 2017
- Naismith Player of the Year Watch List — 2017
- Women of Troy Classic All-Tournament Team — 2017
- Rainbow Wahine Showdown MVP — 2017
- Maine Tipoff Tournament MVP — 2017
- Sporting News Preseason First Team All-American — 2017
- Athlon Preseason Second Team All-American — 2017
- Preseason First Team All-SEC (Media, Coaches & AP) — 2017
- WBCA All-America Honorable Mention – 2016
- WBCA All-Region 2 Team – 2016
- All-SEC First Team (AP & Coaches) – 2016
- SEC All-Tournament Team – 2016
- SEC Academic Honor Roll – 2016
- AP All-America Honorable Mention – 2015
- Full Court Press Freshman All-America 2nd Team – 2015
- All-SEC 2nd Team (AP & Coaches) – 2015
- SEC All-Freshman Team – 2015
- SEC First-Year Honor Roll – 2015
- Preseason WNIT MVP — 2015
- South Point Holiday Hoops Classic All-Tournament Team — 2015
- MCSW Young Woman of the Year Award – 2015
- CSpire Gillom Trophy Winner – 2015, 2016
- USA Basketball World Univ. & Pan-Am Games Trials – 2015
- SEC Player of the Week – 2015-2016 (12/22)
- 4x SEC Fr. of the Week – 2014-2015 (11/24, 12/22, 2/16, 2/23)
- USBWA National Freshman of the Week – 2014-2015 (2/17)

**MORGAN WILLIAM**

- Naismith Player of the Year Watch List — 2017
- Women of Troy Classic MVP — 2017
- SEC Co-Player of the Week — 2016-17 (11/22)
- Preseason Second Team All-SEC (Coaches) — 2017
- SEC All-Freshman Team – 2015
- SEC Academic Honor Roll – 2016
- SEC First-Year Honor Roll – 2015
- 2-time SEC Freshman of the Week – 2014-2015 (11/17, 2/9)





## 2015-16 QUARTER BREAKDOWN

## FIRST HALF

## Most First Quarter Points

Mississippi State	32	vs. Grambling (11/21/15)
Opponents	32	by UConn (3/26/16)

## Fewest First Quarter Points

Mississippi State	4	vs. UConn (3/26/16)
Opponents	5	by Savannah St. (11/29/15)

## Most Second Quarter Points

Mississippi State	30	vs. Villanova (11/11/16)
Opponents	29	by UConn (3/26/16)

## Fewest Second Quarter Points

Mississippi State	5	at Georgia (1/21/16)
Opponents	2	by Samford (11/13/15)

## Most First Half Points

Mississippi State	59	vs. Miss. Valley St. (11/24/15)
Opponents	61	by UConn (3/26/16)

## Fewest First Half Points

Mississippi State	12	vs. UConn (3/26/16)
Opponents	12	by Savannah St. (11/29/15)

## Largest Halftime Lead

Mississippi State	45	vs. Miss. Valley St. (11/24/15)
Opponents	49	by UConn (3/26/16)

## SECOND HALF

## Most Third Quarter Points

Mississippi State	31	vs. SMU (12/16/16)
Opponents	23	by UConn (3/26/16)

## Fewest Third Quarter Points

Mississippi State	8	vs. UConn (3/26/16)
Opponents	4	by Savannah St. (11/29/15)

## Most Fourth Quarter Points

Mississippi State	28	2x, last vs. Villanova (11/11/16)
Opponents	27	by Louisiana Tech (12/13/15)

## Fewest Fourth Quarter Points

Mississippi State	6	vs. South Florida (12/30/15)
Opponents	3	by Tennessee (1/28/16)

## FINAL TOTALS

## Most Points In Game

Mississippi State	109	vs. Miss. Valley St. (11/24/15)
Opponents	98	by UConn (3/26/16)

## Largest Margin of Victory

Mississippi State	72	vs. Miss. Valley St. (11/24/15)
Opponents	60	by UConn (3/26/16)

## MSU'S RECORD WHEN...

	2012-13	2013-14	2014-15	2015-16	2016-17	Schaefer
Scoring First	8-5	15-8	18-1	18-5	11-0	70-19
Opponent Scores First	5-12	7-6	9-6	10-3	2-0	33-27
Leads at Halftime	8-3	16-5	21-2	27-1	11-0	83-11
Trails at Halftime	4-14	6-8	6-5	0-7	2-0	18-34
Is Tied at Halftime	1-0	0-1	0-0	1-0	0-0	2-1
Shoots 45% or better from field	4-2	10-1	8-1	9-0	9-0	40-4
Shoots less than 45% from field	9-15	12-13	19-6	19-8	4-0	63-42
Opp. shoots less than 45% from field	13-10	20-7	26-1	27-6	8-0	94-24
Opp. shoots 45% or better from field	0-7	2-7	1-6	1-2	5-0	9-22
Outrebounds the opponent	6-1	15-5	19-2	22-1	12-0	74-9
Ties the opponent in rebounds	1-1	2-0	0-0	2-1	0-0	5-2
Outrebounced by the opponent	6-15	5-9	8-5	4-6	1-0	24-35
Fewer (or ties) TOs than opponent	7-4	21-9	23-5	25-4	12-0	88-22
More TOs than opponent	6-13	1-5	4-2	3-4	1-0	15-24
Holds opponents to 65 points or less	12-12	16-4	23-1	24-4	10-0	85-21
In games decided by 10 points or less	6-6	12-11	9-4	13-4	2-0	42-25

## MSU'S RECORD IN...

	2012-13	2013-14	2014-15	2015-16	2016-17	Schaefer
All Games	13-17	22-14	27-7	28-8	13-0	103-46
Home Games	12-5	16-5	17-1	16-2	2-0	63-13
Road Games	1-8	3-7	7-5	6-4	6-0	23-24
Neutral-sites	0-4	3-2	3-1	6-2	5-0	17-9
Non-SEC Games	8-5	16-2	16-1	15-2	13-0	68-10
Non-SEC Home Games	8-1	12-1	10-0	10-0	2-0	42-2
Non-SEC Road Games	0-1	2-0	3-1	1-1	6-0	12-3
Non-SEC Neutral-site Games	0-3	2-1	3-0	4-1	5-0	14-5
SEC Games	5-11	5-11	11-5	11-5	0-0	32-32
SEC Home Games	4-4	4-4	7-1	6-2	0-0	21-11
SEC Road Games	1-7	1-7	4-4	5-3	0-0	11-21
SEC Tournament	0-1	1-1	0-1	2-1	0-0	3-4
November Games	3-4	7-0	6-0	5-0	7-0	28-4
December Games	5-1	6-1	9-0	8-1	6-0	34-3
January Games	1-7	2-6	7-2	6-3	0-0	16-18
February Games	4-3	3-4	3-3	5-2	0-0	15-12
March Games	0-2	4-3	2-2	4-2	0-0	10-9
Monday Games	0-1	2-0	3-0	3-0	0-0	8-1
Tuesday Games	0-1	2-0	2-0	1-0	2-0	7-1
Wednesday Games	1-2	3-0	1-0	2-1	1-0	8-3
Thursday Games	3-7	3-8	5-3	4-4	0-0	15-22
Friday Games	4-0	3-0	3-1	4-0	3-0	17-1
Saturday Games	1-1	3-0	2-0	3-1	4-0	13-2
Sunday Games	4-5	6-6	11-3	11-2	3-0	35-16
Overtime Games	0-0	2-3	1-2	1-0	1-0	5-5
Television Games	2-5	5-5	23-7	24-8	7-0	61-25
Games vs. Ranked Opponents	1-5	2-5	3-5	4-7	1-0	11-22

## MISCELLANEOUS STATS

## Double-Doubles:

	2016-17	Career
Chinwe Okorie	1	4
Breanna Richardson	1	8
Teaira McCowan		5
Victoria Vivians		6
Dominique Dillingham		1
Ketara Chapel		1

## Leading Scorer:

	2016-17	Career
Victoria Vivians	6	47
Morgan William	2	11
Iggy Allen	1	1
Roshunda Johnson	1	1
Chinwe Okorie	1	2
Breanna Richardson	1	11
Blair Schaefer	1	2
Dominique Dillingham		8
Teaira McCowan		3
Ketara Chapel		3

## Double-Figure Scoring:

	2016-17	Career
Victoria Vivians	11	68
Morgan William	7	42
Chinwe Okorie	6	21
Breanna Richardson	5	45
Roshunda Johnson	4	4
Iggy Allen	2	2
Dominique Dillingham	2	33
Blair Schaefer	2	5
Jazzmun Holmes	1	2
Teaira McCowan	1	10
Ameshya Williams	1	1
Ketara Chapel		14

## 20-Plus Point Games:

	2016-17	Career
Victoria Vivians	2	23
Morgan William	2	5
Roshunda Johnson	1	1
Teaira McCowan		3
Dominique Dillingham		1
Breanna Richardson		1

## 30-Plus Point Games:

	2016-17	Career
Victoria Vivians		3

## Leading Rebounder:

	2016-17	Career
Chinwe Okorie	6	24
Teaira McCowan	4	14
Breanna Richardson	2	18
Ameshya Williams	2	2
Dominique Dillingham	1	12
Victoria Vivians		16
Ketara Chapel		5
Blair Schaefer		1

## 10+ Rebounds:

	2016-17	Career
Teaira McCowan	1	8
Chinwe Okorie	1	8
Breanna Richardson	1	10
Victoria Vivians		6
Dominique Dillingham		3
Ketara Chapel		1

## Leader in Steals:

	2016-17	Career
Morgan William	6	22
Victoria Vivians	4	24
Jazzmun Holmes	3	6
Roshunda Johnson	3	3
Ketara Chapel	2	6
Dominique Dillingham	2	37
Breanna Richardson	2	15
Blair Schaefer	2	3
Ameshya Williams	2	2
Iggy Allen	1	1
Chinwe Okorie	1	4
Teaira McCowan		3

## Leader in Blocks:

	2016-17	Career
Teaira McCowan	7	26
Chinwe Okorie	4	23
Ameshya Williams	2	2
Ketara Chapel	1	11
Jazzmun Holmes	1	1
Breanna Richardson	1	13
Morgan William	1	5
Dominique Dillingham		15
Victoria Vivians		6
Blair Schaefer		1

## 10+ Blocks:

	2016-17	Career
--	---------	--------

## Leader in Assists:

	2016-17	Career
Morgan William	6	55
Jazzmun Holmes	5	11
Dominique Dillingham	2	10
Ketara Chapel	2	6
Breanna Richardson		2
Victoria Vivians		2

## 10+ Assists:

	2016-17	Career
Morgan William		1



### MSU IN THE SEC AND NCAA (Through 12/26/16)

#### TEAM STANDINGS — ALL GAMES

CATEGORY	TOTAL	SEC	NCAA
Scoring Offense	80.1	2	26
Scoring Defense	54.8	3	29
Scoring Margin	+25.2	3	10
FG Percentage	.473	1	18
FG Percentage Def.	.408	14	231
3PT FG Percentage	.384	2	20
3PT FG Defense	.274	4	43
3PT FG Per Game	5.6	7	192
Free Throw Percentage	.713	6	105
Rebounding Offense	37.5	12	219
Rebounding Defense	27.3	1	—
Rebounding Margin	+10.2	4	25
Offensive Rebounds	15.8	3	—
Defensive Rebounds	21.8	12	—
Blocked Shots	2.8	12	218
Assists	15.2	6	96
Steals	10.0	6	62
Turnovers Forced	21.8	3	17
Turnover Margin	+8.1	2	9
Assist/Turnover Ratio	1.1	4	47

#### INDIVIDUAL STANDINGS — ALL GAMES

CATEGORY	TOTAL	SEC	NCAA
<b>POINTS PER GAME</b>			
Victoria Vivians	15.8	12	141
<b>FIELD GOALS MADE</b>			
Victoria Vivians	77	5	53
<b>FIELD GOAL PERCENTAGE</b>			
Victoria Vivians	41.9	17	230
<b>REBOUNDS</b>			
Chinwe Okorie	6.3	19	—
<b>3PT FIELD GOALS MADE</b>			
Roshunda Johnson	1.8	T10	—
Victoria Vivians	1.8	T10	—
<b>3PT FIELD GOAL PERCENTAGE</b>			
—	—	—	—
<b>FREE THROWS MADE</b>			
Morgan William	59	3	22
<b>FREE THROW PERCENTAGE</b>			
Morgan William	80.8	7	125
<b>OFFENSIVE REBOUNDS</b>			
Chinwe Okorie	3.3	6	—
<b>DEFENSIVE REBOUNDS</b>			
—	—	—	—
<b>ASSISTS</b>			
Morgan William	3.8	8	185
Jazzmun Holmes	3.4	14	249
<b>ASSIST/TURNOVER RATIO</b>			
Jazzmun Holmes	3.4	3	13
Morgan William	1.5	12	192
<b>STEALS</b>			
Morgan William	1.9	13	198
<b>BLOCKS</b>			
—	—	—	—
<b>MINUTES PLAYED</b>			
—	—	—	—

#### BULLDOGS IN WINS VS. LOSSES

Category	Wins	Losses
Points per game	80.1	—
Opp. points per game	54.8	—
FG pct.	.473	—
Opp. field goal pct.	.408	—
3 pt. FG pct.	.384	—
Opp. 3 pt. FG pct.	.274	—
Free throw pct.	.713	—
Rebounds per game	37.5	—
Rebound margin	+10.2	—
Assists per game	15.2	—
Turnovers per game	13.7	—
Turnover margin	+8.1	—
Steals per game	10.0	—
Blocks per game	2.8	—

#### BULLDOG GAME-BY-GAME LEAD/DEFICIT

OPPONENT	LARGEST LEAD	LARGEST DEFICIT	RESULT
Villanova	48 (4th, 1:15)	2 (1st, 9:20)	W, 108-62
Maine	44 (4th, 2:16)	None	W, 87-43
Tulane	22 (3rd, 1:59)	None	W, 66-49
Texas	17 (2nd, 0:44)	2 (1st, 8:49)	W, 79-68
Oregon	12 (4th, 0:03)	3 (1st, 9:01)	W, 75-63
San Jose St.	39 (4th, 1:03)	None	W, 88-51
Hawaii	26 (4th, 1:27)	2 (2nd, 8:46)	W, 66-41
Iowa St.	6 (OT, :36)	17 (2nd, 1:53)	W, 85-81 (OT)
Southern Miss	24 (4th, 2:28)	None	W, 72-50
Ark.-Little Rock	14 (4th, 2:55)	5 (2nd, 6:04)	W, 58-44
SMU	51 (4th, :38)	None	W, 91-42
USC	5 (4th, 1:26)	7 (3rd, 4:04)	W, 76-72
Alabama St.	45 (4th, :52)	None	W, 90-47
Northwestern St.			
LSU			
Arkansas			
Tennessee			
Florida			
Ole Miss			
Alabama			
South Carolina			
Texas A&M			
Auburn			
Missouri			
Vanderbilt			
Ole Miss			
Georgia			
Texas A&M			
Kentucky			
Tennessee			

#### BULLDOG GAME-BY-GAME SPECIALTY STATS (MSU/OPPONENT)

OPPONENT	PAINT	OFF TO	2ND CHANCE	FAST BREAK	BENCH
Villanova	48/28	18/5	26/13	2/0	64/35
Maine	24/18	37/17	12/0	2/2	39/12
Tulane	28/22	27/12	26/7	8/4	18/6
Texas	34/42	23/16	9/19	4/10	18/7
Oregon	40/26	16/17	9/10	0/2	22/16
San Jose St.	50/18	35/9	25/5	4/0	52/22
Hawaii	34/10	26/17	11/4	6/0	23/11
Iowa St.	38/20	23/12	8/2	4/2	10/16
Southern Miss	46/16	14/13	12/4	8/4	19/4
Ark.-Little Rock	30/18	24/11	7/9	4/0	19/4
SMU	30/22	34/6	11/8	2/4	40/13
USC	28/32	16/9	12/6	2/10	11/21
Alabama St.	30/12	40/7	16/2	12/7	37/29
Northwestern St.					
LSU					
Arkansas					
Tennessee					
Florida					
Ole Miss					
Alabama					
South Carolina					
Texas A&M					
Auburn					
Missouri					
Vanderbilt					
Ole Miss					
Georgia					
Texas A&M					
Kentucky					
Tennessee					



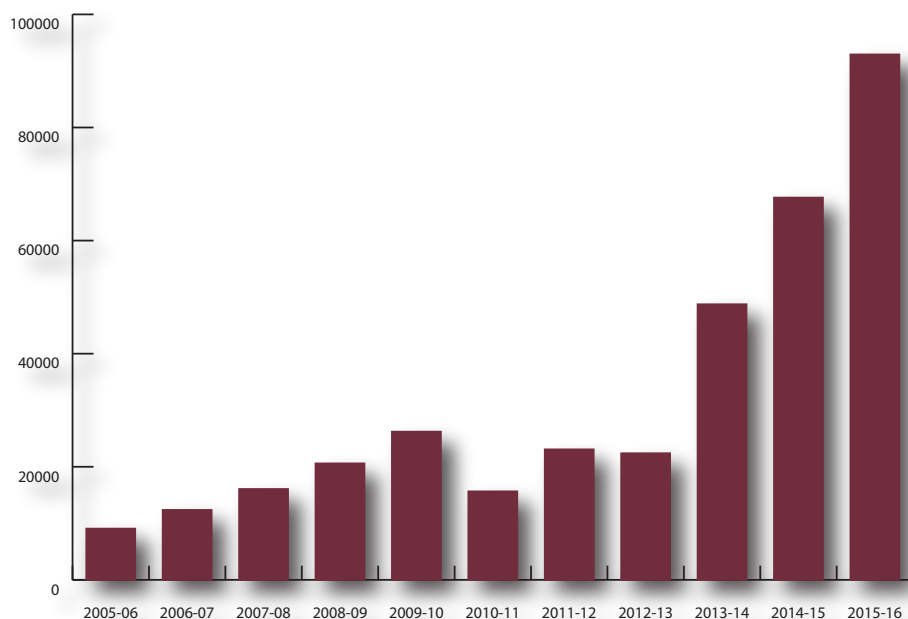
## YEAR-BY-YEAR AT THE HUMP

year	g	rec.	pct.	sec	non
1975-76	6	2-4	.333	---	---
1976-77	10	4-6	.400	---	---
1977-78	14	9-5	.391	---	---
1978-79	12	9-3	.750	---	---
1979-80	12	8-5	.615	---	---
1980-81	13	11-2	.846	---	---
1981-82	14	8-6	.571	---	---
1982-83	15	10-5	.667	0-4	10-1
1983-84	15	8-7	.533	0-5	8-2
1984-85	12	5-7	.417	0-4	5-3
1985-86	13	6-7	.462	0-4	6-3
1986-87	12	7-5	.583	2-3	5-2
1987-88	13	8-5	.615	0-5	8-0
1988-89	11	8-3	.727	3-2	5-1
1989-90	13	5-8	.385	0-5	5-3
1990-91	13	5-8	.385	0-4	5-4
1991-92	13	10-3	.769	3-3	7-0
1992-93	11	8-3	.727	3-2	5-1
1993-94	14	7-7	.500	1-5	6-2
1994-95	10	6-4	.600	1-4	5-0
1995-96	12	9-3	.750	4-2	5-1
1996-97	12	6-6	.500	0-6	6-0
1997-98	13	9-4	.692	3-3	6-1
1998-99	13	11-2	.846	6-2	5-0
1999-00	15	13-2	.867	5-2	8-0
2000-01	15	9-6	.600	2-5	7-1
2001-02	13	11-2	.846	5-2	6-0
2002-03	13	12-1	.923	6-1	6-0
2003-04	11	8-3	.727	5-1	3-2
2004-05	17	13-4	.765	4-3	9-1
2005-06	14	4-10	.286	0-7	4-3
2006-07	17	9-8	.529	2-5	7-3
2007-08	16	11-5	.688	3-4	8-1
2008-09	16	12-4	.750	4-3	8-1
2009-10	16	12-4	.750	4-4	8-0
2010-11	14	6-8	.429	1-7	5-1
2011-12	16	10-6	.625	2-6	8-0
2012-13	17	12-5	.706	4-4	8-1
2013-14	21	16-5	.762	4-4	12-1
2014-15	18	17-1	.944	7-1	10-0
2015-16	18	16-2	.889	6-2	10-0
2016-17	2	2-0	1.000	0-0	2-0

ALL-TIME RECORD (42 YEARS): 372-194 (.657)

## ATTENDANCE LAST 15 YEARS

2016-17 ..... 6,775	2008-09 ..... 20,590
2015-16 ..... 92,914	2007-08 ..... 16,065
2014-15 ..... 67,598	2006-07 ..... 12,364
2013-14 ..... 48,733	2005-06 ..... 9,058
2012-13 ..... 22,384	2004-05 ..... 18,392
2011-12 ..... 23,073	2003-04 ..... 12,988
2010-11 ..... 15,645	2002-03 ..... 26,290
2009-10 ..... 26,206	2001-02 ..... 22,482

MISSISSIPPI STATE HOME ATTENDANCE  
THE LAST 11 SEASONS

## BULLDOGS AT HUMPHREY COLISEUM

- Mississippi State is in its 42nd season at Humphrey Coliseum. The Bulldogs are 372-194 all-time in the Hump.
- The Bulldogs are 35-3 in the Hump since 2014-15, including 13-3 in SEC play.
- State set a new season attendance record with 92,914 fans at the Hump in 2015-16.
- MSU has had the nation's 4th-biggest average attendance improvement each of the last two years.
- The Bulldogs had the second-largest attendance with 7,764 for their 2016-17 home opener against Texas.
- MSU had the largest women's basketball crowd in state of Mississippi history and the 4th-largest all-time at Humphrey Coliseum — men's or women's — last season with 10,626 against South Carolina.

## MSU'S RECORD AT HOME UNDER SCHAEFER

YEAR	OVERALL	Pct.	SEC	Pct.	Non-CONF.	Pct.
2012-13	12-5	.706	4-4	.500	8-1	.889
2013-14	16-5	.762	4-4	.500	12-1	.923
2014-15	17-1	.944	7-1	.875	10-0	1.000
2015-16	16-2	.889	6-2	.750	10-0	1.000
2016-17	2-0	1.000	0-0	.000	2-0	1.000
TOTALS	63-13	.829	21-11	.656	42-2	.955



## TOP 20 WOMEN'S CROWDS

Att.	date	opp.	score	
1	10,626	1/24/16	South Carolina	L, 51-57
2	7,764	11/20/16	Texas	W, 79-68
3	7,326	3/1/15	Ole Miss	W, 55-47
4	7,128	1/18/16	Ole Miss	W, 79-51
5	7,094	3/20/16	Michigan St. (NCAA)	W, 74-72
6	6,463	11/13/15	Samford	W, 68-47
7	6,224	2/28/16	Alabama	W, 61-52
8	6,055	2/9/03	LSU	L, 72-77
9	5,863	2/17/00	Tennessee	L, 75-79
10	5,787	1/10/10	Tennessee	L, 48-75
11	5,786	12/20/16	Alabama State	W, 90-47
12	5,712	1/10/16	Arkansas	W, 80-55
13	5,710	1/28/16	Tennessee	W, 65-63
14	5,183	2/15/15	Florida	W, 75-62
15	5,157	2/14/02	Tennessee	L, 78-80
16	5,115	3/18/16	Chattanooga (NCAA)	W, 60-50
17	5,112	1/9/96	Arkansas St.	W, 76-56
18	5,056	1/29/15	Vanderbilt	W, 69-44
19	4,727	1/15/15	LSU	L, 69-71
20	4,651	2/8/15	Texas A&M	W, 63-61

## HUMPHREY COLISEUM INDIVIDUAL RECORDS

- Most Points**  
47 - Tan White vs. Vanderbilt [20T] (2/3/05)
- Most Rebounds**  
26 - Sophie Ratliff vs. Shorter (2/15/88)
- Most FG Made**  
20 - LaToya Thomas vs. Tulsa (11/17/02)
- Most 3FG Made**  
8 - Meadow Overstreet vs. Miss. Valley St. (12/20/99)
- Most FT Made**  
18 - Jennifer Fambrough vs. Northwestern St. (12/19/88)
- Most Assists**  
13 - Katia May, vs. Tennessee Tech (11/21/13)
- Most Steals**  
13 - Katia May, vs. Tennessee Tech (11/21/13)
- Most Blocked Shots**  
10 - Martha Alwal vs. Jacksonville State (11/11/11)

## HUMPHREY COLISEUM TEAM RECORDS

- Most Points**  
117 - vs. Judson (2/24/86)
- Most Rebounds**  
78 - vs. Judson (2/24/86)
- Most FG Made**  
53 - vs. Judson (2/24/86)
- Most 3FG Made**  
13 - vs. SE Louisiana (12/16/04)
- Most FT Made**  
36 - vs. SE Louisiana (12/20/13)
- Most Assists**  
30 - vs. Mississippi Valley (11/24/15)
- Most Steals**  
30 - vs. Mississippi Valley (12/20/99)
- Most Blocked Shots**  
14 - vs. Jacksonville State (11/11/11)



@HailStateWBK



Facebook.com/HailStateWBK



HailStateWBK





IGGY ALLEN

Guard | 5-10 | Freshman  
Pompano Beach, Fla. | Dillard HS

CAREER HIGHS

POINTS	14, vs. SAN JOSE STATE (11-26-16)
REBOUNDS	6, vs. VILLANOVA (11-11-16)
FG MADE	7, vs. SAN JOSE STATE (11-26-16)
FG ATTEMPTS	9, vs. SAN JOSE STATE (11-26-16)
3PT FG MADE	—
3PT FG ATTEMPTS	1, vs. HAWAII (11-27-16)
FT MADE	2, 2x, LAST vs. SMU (12-16-16)
FT ATTEMPTS	2, 2x, LAST vs. SMU (12-16-16)
ASSISTS	2, vs. SAN JOSE STATE (11-26-16)
BLOCKS	—
STEALS	1, 4x, LAST vs. ALABAMA STATE (12-20-16)

SEC HIGHS

POINTS	—
REBOUNDS	—
FG MADE	—
FG ATTEMPTS	—
3PT FG MADE	—
3PT FG ATTEMPTS	—
FT MADE	—
FT ATTEMPTS	—
ASSISTS	—
BLOCKS	—
STEALS	—

\* — SEC Tournament

POSTSEASON HIGHS

POINTS	—
REBOUNDS	—
FG MADE	—
FG ATTEMPTS	—
3PT FG MADE	—
3PT FG ATTEMPTS	—
FT MADE	—
FT ATTEMPTS	—
ASSISTS	—
BLOCKS	—
STEALS	—

ALLEN'S BULLDOG BITES

- Scored 10 points on 4 of 8 shooting and grabbed six rebounds in her Bulldog debut.
- Tallied season highs for points (14) and minutes (15) against San Jose State

ALLEN'S 2016-17 GAME-BY-GAME STATISTICS (* — INDICATES GAME STARTED)											
Opponent	Min.	FG-A	3PT-A	FT-A	O-D-T	PF	Ast.	TO	Blk.	Stl.	Pts.
Villanova	14	4-8	0-0	2-2	2-4-6	1	0	0	0	1	10
Maine	6	1-1	0-0	0-0	0-1-1	0	0	1	0	0	2
Tulane	4	0-2	0-0	0-0	0-0-0	0	0	1	0	0	0
Texas	— DID NOT PLAY —										
Oregon	5	1-1	0-0	0-0	0-0-0	2	1	1	0	0	2
San Jose St.	15	7-9	0-0	0-0	2-0-2	1	2	2	0	0	14
Hawaii	10	1-3	0-1	0-0	0-0-0	0	0	1	0	1	2
Iowa St.	1	0-0	0-0	0-0	0-0-0	0	1	0	0	0	0
Southern Miss	6	2-4	0-0	0-0	0-2-2	3	0	2	0	1	4
Ark.-Little Rock	2	0-0	0-0	0-0	0-1-1	0	1	0	0	0	0
SMU	10	1-5	0-0	2-2	0-1-1	3	1	3	0	0	4
USC	1	0-0	0-0	0-0	0-0-0	0	0	0	0	0	0
Alabama St.	7	2-5	0-0	0-0	0-0-0	0	0	1	0	1	4
Northwestern St.											
LSU											
Arkansas											
Tennessee											
Florida											
Ole Miss											
Alabama											
South Carolina											
Texas A&M											
Auburn											
Missouri											
Vanderbilt											
Ole Miss											
Georgia											
Texas A&M											
Kentucky											
Tennessee											

IGGY ALLEN'S CAREER STATISTICS

ALL GAMES

Year	GP	GS	Min	Avg	Total			3-Point			F-Throw			Rebounds				PF	FO	Ast	TO	Blk	Stl	Pts	Avg
					FG	FGA	Pct	FG	FGA	Pct	FT	FTA	Pct	Off	Def	Tot	Avg								
2016-17	12	0	81	6.8	19	38	.500	0	1	.000	4	4	1.000	6	7	13	1.1	10	0	6	12	0	4	42	3.5
TOTAL	12	0	81	6.8	19	38	.500	0	1	.000	4	4	1.000	6	7	13	1.1	10	0	6	12	0	4	42	3.5

SEC GAMES

Year	GP	GS	Min	Avg	Total			3-Point			F-Throw			Rebounds				PF	FO	Ast	TO	Blk	Stl	Pts	Avg
					FG	FGA	Pct	FG	FGA	Pct	FT	FTA	Pct	Off	Def	Tot	Avg								
2016-17																									
TOTAL																									





ZION CAMPBELL

Center | 6-3 | Redshirt Freshman  
Washington, D.C. | Riverdale Baptist

CAREER HIGHS

POINTS	..... 2, 2x, LAST VS. SAN JOSE STATE (11-26-16)
REBOUNDS	..... 3, vs. ALABAMA STATE (12-20-16)
FG MADE	..... 1, 2x, LAST VS. SAN JOSE STATE (11-26-16)
FG ATTEMPTS	..... 1, 3x, LAST VS. ALABAMA STATE (12-20-16)
3PT FG MADE	.....
3PT FG ATTEMPTS	.....
FT MADE	.....
FT ATTEMPTS	.....
ASSISTS	..... 1, vs. ALABAMA STATE (12-20-16)
BLOCKS	.....
STEALS	..... 1, vs. SMU (12-16-16)

SEC HIGHS

POINTS	.....
REBOUNDS	.....
FG MADE	.....
FG ATTEMPTS	.....
3PT FG MADE	.....
3PT FG ATTEMPTS	.....
FT MADE	.....
FT ATTEMPTS	.....
ASSISTS	.....
BLOCKS	.....
STEALS	.....

\* — SEC Tournament

POSTSEASON HIGHS

POINTS	.....
REBOUNDS	.....
FG MADE	.....
FG ATTEMPTS	.....
3PT FG MADE	.....
3PT FG ATTEMPTS	.....
FT MADE	.....
FT ATTEMPTS	.....
ASSISTS	.....
BLOCKS	.....
STEALS	.....

CAMPBELL'S BULLDOG BITES

- Scored her first collegiate points in the Bulldogs' Maine Tipoff Tournament-clinching win against Maine.
- Notched her first two rebounds in MSU's Rainbow Wahine Showdown championship-clinching victory.
- Grabbed a personal-best three rebounds and dished her first assist against Alabama State

CAMPBELL'S 2016-17 GAME-BY-GAME STATISTICS (\* — INDICATES GAME STARTED)

Opponent	Min.	FG-A	3PT-A	FT-A	O-D-T	PF	Ast.	TO	Blk.	Stl.	Pts.
Villanova			— DID NOT PLAY —								
Maine	3	1-1	0-0	0-0	0-0-0	0	0	0	0	0	2
Tulane	1	0-0	0-0	0-0	0-0-0	0	0	0	0	0	0
Texas			— DID NOT PLAY —								
Oregon			— DID NOT PLAY —								
San Jose St.	1	1-1	0-0	0-0	0-0-0	0	0	0	0	0	2
Hawaii	2	0-0	0-0	0-0	1-1-2	1	0	0	0	0	0
Iowa St.			— DID NOT PLAY —								
Southern Miss			— DID NOT PLAY —								
Ark.-Little Rock			— DID NOT PLAY —								
SMU	4	0-0	0-0	0-0	0-0-0	0	0	0	0	1	0
USC			— DID NOT PLAY —								
Alabama St.	3	0-1	0-0	0-0	2-1-3	2	1	0	0	0	0
Northwestern St.											
LSU											
Arkansas											
Tennessee											
Florida											
Ole Miss											
Alabama											
South Carolina											
Texas A&M											
Auburn											
Missouri											
Vanderbilt											
Ole Miss											
Georgia											
Texas A&M											
Kentucky											
Tennessee											

ZION CAMPBELL'S CAREER STATISTICS

ALL GAMES

Year	GP	GS	Min	Avg	Total			3-Point			F-Throw			Rebounds				PF	FO	Ast	TO	Blk	Stl	Pts	Avg
					FG	FGA	Pct	FG	FGA	Pct	FT	FTA	Pct	Off	Def	Tot	Avg								
2016-17	6	0	14	2.3	2	3	.667	0	0	.000	0	0	.000	3	2	5	0.8	3	0	1	0	0	1	4	0.7
TOTAL	6	0	14	2.3	2	3	.667	0	0	.000	0	0	.000	3	2	5	0.8	3	0	1	0	0	1	4	0.7

SEC GAMES

Year	GP	GS	Min	Avg	Total			3-Point			F-Throw			Rebounds				PF	FO	Ast	TO	Blk	Stl	Pts	Avg
					FG	FGA	Pct	FG	FGA	Pct	FT	FTA	Pct	Off	Def	Tot	Avg								
2016-17																									
TOTAL																									





## KETARA CHAPEL

Forward | 6-1 | Senior  
Temple, Texas | Temple HS

### CHAPEL'S BULLDOG BITES

- Three-time SEC Academic Honor Roll selection.
- Scored two points in each of the Bulldogs' first three games.
- Grabbed four rebounds and dished four assists in the opener against Villanova.
- Scored a season-high five points against Hawaii.
- Had four assists in MSU's road win at Little Rock.

### CAREER HIGHS

POINTS	19, 2x, LAST VS. ARKANSAS (1-10-16)
REBOUNDS	11, vs. WEST VIRGINIA (11-20-14)
FG MADE	9, vs. WEST VIRGINIA (11-20-14)
FG ATTEMPTS	12, 2x, LAST VS. SMU (12-21-15)
3PT FG MADE	1, 5x, LAST VS. ARKANSAS (1-8-15)
3PT FG ATTEMPTS	3, AT LSU (1-30-14)
FT MADE	6, 2x, LAST VS. SOUTH CAROLINA (1-24-16)
FT ATTEMPTS	7, vs. SOUTHERN MISS (12-16-15)
ASSISTS	5, 2x, LAST VS. CHATTANOOGA (3-18-16)
BLOCKS	3, 2x, LAST VS. MISSOURI (2-7-16)
STEALS	5, vs. SOUTHERN MISS (12-16-15)

### SEC HIGHS

POINTS	19, vs. ARKANSAS (1-10-16)
REBOUNDS	6, 2x, LAST AT FLORIDA (1-3-16)
FG MADE	7, vs. ARKANSAS (1-10-16)
FG ATTEMPTS	11, AT MISSOURI (1-14-16)
3PT FG MADE	1, 4x, LAST VS. ARKANSAS (1-8-15)
3PT FG ATTEMPTS	3, AT LSU (1-30-14)
FT MADE	6, 2x, LAST VS. SOUTH CAROLINA (1-24-16)
FT ATTEMPTS	6, 5x, LAST VS. SOUTH CAROLINA (1-24-16)
ASSISTS	3, 2x, LAST VS. OLE MISS (3-1-15)
BLOCKS	3, vs. MISSOURI (2-7-16)
STEALS	2, 2x, LAST AT FLORIDA (1-3-16)

\* — SEC Tournament

### POSTSEASON HIGHS

POINTS	8, vs. MICHIGAN STATE (3-20-16)
REBOUNDS	7, vs. CHATTANOOGA (3-18-16)
FG MADE	3, vs. MICHIGAN STATE (3-20-16)
FG ATTEMPTS	5, vs. CHATTANOOGA (3-18-16)
3PT FG MADE	—
3PT FG ATTEMPTS	—
FT MADE	2, vs. MICHIGAN STATE (3-20-16)
FT ATTEMPTS	2, vs. MICHIGAN STATE (3-20-16)
ASSISTS	5, vs. CHATTANOOGA (3-18-16)
BLOCKS	1, AT DUKE (3-22-15)
STEALS	1, 3x, LAST VS. MICHIGAN STATE (3-20-16)

### CHAPEL'S 2016-17 GAME-BY-GAME STATISTICS (\* — INDICATES GAME STARTED)

Opponent	Min.	FG-A	3PT-A	FT-A	O-D-T	PF	Ast.	TO	Blk.	Stl.	Pts.
Villanova	23	1-1	0-0	0-0	1-3-4	3	4	0	0	1	2
Maine	10	1-2	0-0	0-0	0-0-0	1	1	0	0	1	2
Tulane	12	1-2	0-0	0-0	3-0-3	0	1	1	0	1	2
Texas	22	0-2	0-0	0-0	2-2-4	2	2	1	1	0	0
Oregon	33	2-5	0-0	0-0	0-0-0	2	2	2	2	1	4
San Jose St.	15	2-3	0-0	0-0	3-2-5	0	0	1	0	0	4
Hawaii	20	1-3	0-0	3-4	3-0-3	0	1	4	0	0	5
Iowa St.	15	1-2	0-0	0-0	1-1-2	3	2	1	1	2	2
Southern Miss	8	0-0	0-0	0-0	2-0-2	0	1	0	0	0	0
Ark.-Little Rock	30	1-2	0-0	0-0	2-2-4	2	4	1	0	1	2
SMU	15	2-2	0-0	0-0	0-3-3	0	1	1	0	1	4
USC	8	0-0	0-0	0-0	1-0-1	0	0	2	0	0	0
Alabama St.	13	0-1	0-0	0-0	2-0-2	1	0	0	0	2	0
Northwestern St.											
LSU											
Arkansas											
Tennessee											
Florida											
Ole Miss											
Alabama											
South Carolina											
Texas A&M											
Auburn											
Missouri											
Vanderbilt											
Ole Miss											
Georgia											
Texas A&M											
Kentucky											
Tennessee											

## KETARA CHAPEL'S CAREER STATISTICS

### ALL GAMES

Year	GP	GS	Min	Avg	Total			3-Point			F-Throw			Rebounds				PF	FO	Ast	TO	Blk	Stl	Pts	Avg
					FG	FGA	Pct	FG	FGA	Pct	FT	FTA	Pct	Off	Def	Tot	Avg								
2013-14	34	4	581	17.1	43	120	.358	4	16	.250	53	72	.736	39	55	94	2.8	69	3	19	40	11	22	143	4.2
2014-15	34	19	589	17.3	63	138	.457	1	10	.100	35	48	.729	49	46	95	2.8	45	0	25	38	15	15	162	4.8
2015-16	36	35	745	20.7	70	155	.452	0	2	.000	30	40	.750	49	72	121	3.4	62	1	34	46	10	16	170	4.7
2016-17	13	0	224	17.2	12	25	.480	0	0	.000	3	4	.750	20	13	33	2.5	14	0	19	14	4	10	27	2.1
<b>TOTAL</b>	<b>117</b>	<b>58</b>	<b>2139</b>	<b>18.3</b>	<b>188</b>	<b>438</b>	<b>.429</b>	<b>5</b>	<b>28</b>	<b>.179</b>	<b>121</b>	<b>164</b>	<b>.738</b>	<b>157</b>	<b>186</b>	<b>343</b>	<b>2.9</b>	<b>190</b>	<b>4</b>	<b>97</b>	<b>138</b>	<b>40</b>	<b>63</b>	<b>502</b>	<b>4.3</b>

### SEC GAMES

Year	GP	GS	Min	Avg	Total			3-Point			F-Throw			Rebounds				PF	FO	Ast	TO	Blk	Stl	Pts	Avg
					FG	FGA	Pct	FG	FGA	Pct	FT	FTA	Pct	Off	Def	Tot	Avg								
2013-14	16	0	251	15.7	16	47	.340	3	11	.273	27	35	.771	22	17	39	2.4	36	2	8	16	3	6	62	3.9
2014-15	16	4	243	15.2	14	45	.311	1	3	.333	12	20	.600	14	13	27	1.7	19	0	14	16	4	5	41	2.6
2015-16	16	16	347	21.7	31	73	.425	0	1	.000	13	14	.929	21	30	51	3.2	36	1	13	21	6	6	75	4.7
2016-17																									
<b>TOTAL</b>	<b>48</b>	<b>20</b>	<b>841</b>	<b>17.5</b>	<b>61</b>	<b>165</b>	<b>.370</b>	<b>4</b>	<b>15</b>	<b>.267</b>	<b>52</b>	<b>69</b>	<b>.754</b>	<b>57</b>	<b>60</b>	<b>117</b>	<b>2.4</b>	<b>91</b>	<b>3</b>	<b>35</b>	<b>53</b>	<b>13</b>	<b>17</b>	<b>178</b>	<b>3.7</b>



@HailStateWBK



Facebook.com/HailStateWBK



HailStateWBK





## DOMINIQUE DILLINGHAM

Guard | 5-9 | Senior  
Spring, Texas | Klein Collins HS

### CAREER HIGHS

POINTS	21, vs. MISSOURI (1-26-14)
REBOUNDS	12, at KENTUCKY (2-12-15)
FG MADE	8, vs. ALABAMA (2-28-16)
FG ATTEMPTS	16, 2x, LAST vs. KENTUCKY (2-27-14)
3PT FG MADE	5, vs. MISSOURI (1-26-14)
3PT FG ATTEMPTS	9, vs. MISSOURI (1-26-14)
FT MADE	8, 5x, LAST at VANDERBILT (2-25-16)
FT ATTEMPTS	14, vs. SOUTHERN MISS (3-24-14)
ASSISTS	5, 4x, LAST vs. TULANE (11-16-16)
BLOCKS	3, 2x, LAST vs. CHATTANOOGA (3-18-16)
STEALS	6, 5x, LAST vs. TULANE (11-16-16)

### SEC HIGHS

POINTS	21, vs. MISSOURI (1-26-14)
REBOUNDS	12, at KENTUCKY (2-12-15)
FG MADE	8, vs. ALABAMA (2-28-16)
FG ATTEMPTS	16, 2x, LAST vs. KENTUCKY (2-27-14)
3PT FG MADE	5, vs. MISSOURI (1-26-14)
3PT FG ATTEMPTS	9, vs. MISSOURI (1-26-14)
FT MADE	8, at VANDERBILT (2-25-16)
FT ATTEMPTS	12, at VANDERBILT (2-25-16)
ASSISTS	5, 3x, LAST vs. ARKANSAS (1-10-16)
BLOCKS	3, vs. KENTUCKY (2-18-16)
STEALS	5, vs. ARKANSAS (1-8-15)

\* — SEC Tournament

### POSTSEASON HIGHS

POINTS	11, vs. TULANE (3-20-14)
REBOUNDS	10, at DUKE (3-22-15)
FG MADE	3, 3x, LAST vs. MICHIGAN STATE (3-20-16)
FG ATTEMPTS	10, vs. SOUTHERN MISS (3-24-14)
3PT FG MADE	2, 2x, LAST at DUKE (3-22-15)
3PT FG ATTEMPTS	4, 2x, LAST at DUKE (3-22-15)
FT MADE	8, vs. SOUTHERN MISS (3-24-14)
FT ATTEMPTS	14, vs. SOUTHERN MISS (3-24-14)
ASSISTS	3, vs. SOUTHERN MISS (3-24-14)
BLOCKS	3, 2x, LAST vs. CHATTANOOGA (3-18-16)
STEALS	3, 3x, LAST vs. CHATTANOOGA (3-18-16)

### DILLINGHAM'S BULLDOG BITES

- Named to the coaches' preseason All-SEC second team.
- Associated Press All-SEC Honorable Mention last season.
- SEC All-Defensive Team selection in 2015-16.
- Had a streak of 46-straight starts halted at Iowa State and missed the first game of her career.
- Taken 116 charges in her career.
- Passed 800 career points with 11 against Villanova.
- 7 steals from 200 for her career.
- Tied her career highs in assists (5) and steals (6) against Tulane. Grabbed eight rebounds in the contest.
- Tallied 10 points on 4 of 8 shooting against No. 8 Texas. Added two steals as well.
- Averaged 7.7 ppg in the Rainbow Wahine Showdown, including nine in the championship-clinching win.

### DILLINGHAM'S 2016-17 GAME-BY-GAME STATISTICS (\* — INDICATES GAME STARTED)

Opponent	Min.	FG-A	3PT-A	FT-A	O-D-T	PF	Ast.	TO	Blk.	Stl.	Pts.
*Villanova	26	4-6	0-0	3-4	1-2-3	3	0	1	0	1	11
*Maine	24	2-4	1-3	2-2	1-1-2	3	1	0	0	0	7
*Tulane	35	1-4	0-1	2-2	3-5-8	1	5	1	0	6	4
*Texas	35	4-8	0-0	2-2	0-1-1	3	2	2	0	2	10
*Oregon	26	3-4	1-1	0-0	2-1-3	2	3	1	0	1	7
*San Jose St.	18	3-8	1-2	0-0	0-1-1	0	0	0	0	0	7
*Hawaii	22	3-7	3-4	0-0	1-1-2	2	3	1	0	1	9
Iowa St.											— DID NOT PLAY —
Southern Miss											— DID NOT PLAY —
Ark.-Little Rock											— DID NOT PLAY —
SMU											— DID NOT PLAY —
USC											— DID NOT PLAY —
Alabama St.											— DID NOT PLAY —
Northwestern St.											
LSU											
Arkansas											
Tennessee											
Florida											
Ole Miss											
Alabama											
South Carolina											
Texas A&M											
Auburn											
Missouri											
Vanderbilt											
Ole Miss											
Georgia											
Texas A&M											
Kentucky											
Tennessee											

## DOMINIQUE DILLINGHAM'S CAREER STATISTICS

### ALL GAMES

Year	GP	GS	Min	Avg	Total			3-Point			F-Throw			Rebounds				PF	FO	Ast	TO	Blk	Stl	Pts	Avg
					FG	FGA	Pct	FG	FGA	Pct	FT	FTA	Pct	Off	Def	Tot	Avg								
2013-14	36	21	1005	27.9	91	288	.316	24	98	.245	109	153	.712	78	66	144	4.0	88	1	44	35	9	57	315	8.8
2014-15	34	33	1056	31.1	65	185	.351	24	68	.353	41	74	.554	74	95	169	5.0	79	2	60	38	23	69	195	5.7
2015-16	36	36	1189	33.0	106	288	.368	18	65	.277	55	69	.797	63	72	135	3.8	96	3	67	39	17	56	285	7.9
2016-17	7	7	186	26.6	20	41	.488	6	11	.545	9	10	.900	8	12	20	2.9	14	0	14	6	0	11	55	7.9
<b>TOTAL</b>	<b>113</b>	<b>97</b>	<b>3436</b>	<b>30.4</b>	<b>282</b>	<b>802</b>	<b>.352</b>	<b>72</b>	<b>242</b>	<b>.298</b>	<b>214</b>	<b>306</b>	<b>.699</b>	<b>223</b>	<b>245</b>	<b>468</b>	<b>4.1</b>	<b>277</b>	<b>6</b>	<b>185</b>	<b>118</b>	<b>49</b>	<b>193</b>	<b>850</b>	<b>7.5</b>

### SEC GAMES

Year	GP	GS	Min	Avg	Total			3-Point			F-Throw			Rebounds				PF	FO	Ast	TO	Blk	Stl	Pts	Avg
					FG	FGA	Pct	FG	FGA	Pct	FT	FTA	Pct	Off	Def	Tot	Avg								
2013-14	16	14	522	32.6	37	130	.285	17	59	.288	32	45	.711	30	29	59	3.7	39	0	23	15	3	19	123	7.7
2014-15	16	15	576	36.0	31	93	.333	11	32	.344	23	41	.561	35	51	86	5.4	43	2	33	22	13	33	96	6.0
2015-16	16	16	615	38.4	55	154	.357	8	35	.229	32	40	.800	31	42	73	4.6	41	1	26	21	7	24	150	9.4
2016-17																									
<b>TOTAL</b>	<b>48</b>	<b>45</b>	<b>1713</b>	<b>35.7</b>	<b>123</b>	<b>377</b>	<b>.326</b>	<b>36</b>	<b>126</b>	<b>.286</b>	<b>87</b>	<b>126</b>	<b>.690</b>	<b>96</b>	<b>122</b>	<b>218</b>	<b>4.5</b>	<b>123</b>	<b>3</b>	<b>82</b>	<b>58</b>	<b>23</b>	<b>76</b>	<b>369</b>	<b>7.7</b>



@HailStateWBK



Facebook.com/HailStateWBK



HailStateWBK



**JAZZMUN HOLMES**  
Guard | 5-8 | Sophomore  
Gulfport, Miss. | Harrison Central HS

CAREER HIGHS

POINTS	12, 2x, LAST VS. VILLANOVA (11-11-16)
REBOUNDS	6, VS. GRAMBLING (11-21-15)
FG MADE	4, 2x, LAST VS. VILLANOVA (11-11-16)
FG ATTEMPTS	8, 3x, LAST VS. VILLANOVA (11-11-16)
3PT FG MADE	1, 4x, LAST VS. ALABAMA STATE (12-20-16)
3PT FG ATTEMPTS	3, 2x, LAST VS. MVSU (11-24-15)
FT MADE	5, VS. ARKANSAS (1-10-16)
FT ATTEMPTS	6, VS. ARKANSAS (1-10-16)
ASSISTS	8, 4x, LAST VS. SMU (12-16-16)
BLOCKS	1, 4x, LAST VS. MAINE (11-12-16)
STEALS	5, VS. SAMFORD (11-13-15)

SEC HIGHS

POINTS	8, VS. ARKANSAS (1-10-16)
REBOUNDS	2, 3x, LAST VS. TENNESSEE (3-5-16)*
FG MADE	2, 2x, LAST VS. VANDERBILT (3-4-16)*
FG ATTEMPTS	4, 3x, LAST VS. VANDERBILT (3-4-16)*
3PT FG MADE	1, VS. ARKANSAS (1-10-16)
3PT FG ATTEMPTS	1, 4x, LAST VS. ALABAMA (2-28-16)
FT MADE	5, VS. ARKANSAS (1-10-16)
FT ATTEMPTS	6, VS. ARKANSAS (1-10-16)
ASSISTS	6, VS. OLE MISS (1-18-16)
BLOCKS	1, AT GEORGIA (1-21-16)
STEALS	2, 2x, LAST VS. OLE MISS (1-18-16)

\* — SEC Tournament

POSTSEASON HIGHS

POINTS	2, VS. CHATTANOOGA (3-18-16)
REBOUNDS	2, VS. CHATTANOOGA (3-18-16)
FG MADE	—
FG ATTEMPTS	1, 2x, LAST VS. MICHIGAN STATE (3-20-16)
3PT FG MADE	—
3PT FG ATTEMPTS	1, VS. MICHIGAN STATE (3-20-16)
FT MADE	2, VS. CHATTANOOGA (3-18-16)
FT ATTEMPTS	2, VS. CHATTANOOGA (3-18-16)
ASSISTS	—
BLOCKS	—
STEALS	1, 2x, LAST VS. MICHIGAN STATE (3-20-16)

- HOLMES' BULLDOG BITES
- Matched her career high with 12 points against Villanova. Also dished a team-high five assists in the game.
  - Contributed three steals and three points in MSU's win against No. 8 Texas.
  - Matched her career high with eight assists against San Jose State.
  - Had six points, four rebounds and five assists against Alabama State.

HOLMES' 2016-17 GAME-BY-GAME STATISTICS (* — INDICATES GAME STARTED)											
Opponent	Min.	FG-A	3PT-A	FT-A	O-D-T	PF	Ast.	TO	Blk.	Stl.	Pts.
Villanova	22	4-8	1-1	3-4	1-1-2	2	5	1	0	0	12
Maine	13	1-1	0-0	0-0	0-0-0	2	4	2	1	0	2
Tulane	14	0-0	0-0	0-2	1-1-2	2	2	4	0	1	0
Texas	8	1-3	0-0	1-2	0-0-0	1	1	0	0	3	3
Oregon	5	0-0	0-0	0-0	0-0-0	0	1	1	0	0	0
San Jose St.	21	2-3	0-0	0-0	1-2-3	2	8	0	0	2	4
Hawaii	18	1-3	0-1	0-0	0-5-5	2	2	0	0	0	2
Iowa St.	6	0-0	0-0	0-0	0-0-0	0	0	1	0	0	0
Southern Miss	13	0-1	0-0	2-2	0-0-0	0	3	1	0	2	2
Ark.-Little Rock	3	0-0	0-0	0-0	0-0-0	0	0	1	0	0	0
SMU	18	3-6	0-0	2-2	1-2-3	2	8	1	0	1	8
USC	12	1-3	0-0	2-2	0-0-0	3	5	0	0	1	4
Alabama St.	16	1-2	1-1	3-4	1-3-4	2	5	1	0	0	6
Northwestern St.											
LSU											
Arkansas											
Tennessee											
Florida											
Ole Miss											
Alabama											
South Carolina											
Texas A&M											
Auburn											
Missouri											
Vanderbilt											
Ole Miss											
Georgia											
Texas A&M											
Kentucky											
Tennessee											

JAZZMUN HOLMES' CAREER STATISTICS																										
ALL GAMES																										
Year	GP	GS	Min	Avg	Total			3-Point			F-Throw			Rebounds				PF	FO	Ast	TO	Blk	Stl	Pts	Avg	
					FG	FGA	Pct	FG	FGA	Pct	FT	FTA	Pct	Off	Def	Tot	Avg									
2015-16	33	0	298	9.0	20	70	.286	2	17	.118	20	24	.833	8	25	33	1.0	26	0	71	32	3	21	62	1.9	
2016-17	13	0	169	13.0	14	30	.467	2	3	.667	13	18	.722	5	14	19	1.5	18	0	44	13	1	10	43	3.3	
TOTAL	46	0	467	10.2	34	100	.340	4	20	.200	33	42	.786	13	39	52	1.1	44	0	115	45	4	31	105	2.3	

SEC GAMES																										
Year	GP	GS	Min	Avg	Total			3-Point			F-Throw			Rebounds				PF	FO	Ast	TO	Blk	Stl	Pts	Avg	
					FG	FGA	Pct	FG	FGA	Pct	FT	FTA	Pct	Off	Def	Tot	Avg									
2015-16	14	0	80	5.7	7	20	.350	1	4	.250	6	8	.750	1	7	8	0.6	7	0	14	16	1	6	21	1.5	
2016-17																										
TOTAL	14	0	80	5.7	7	20	.350	1	4	.250	6	8	.750	1	7	8	0.6	7	0	14	16	1	6	21	1.5	



## ROSHUNDA JOHNSON

Guard | 5-7 | Redshirt Junior  
Little Rock, Ark. | Oklahoma St.

### CAREER HIGHS (AT MSU)

POINTS	21, vs. VILLANOVA (11-11-16)
REBOUNDS	4, 2x, LAST VS. ALABAMA STATE (12-20-16)
FG MADE	8, vs. VILLANOVA (11-11-16)
FG ATTEMPTS	13, vs. IOWA STATE (12-3-16)
3PT FG MADE	4, 2x, LAST VS. SMU (12-16-16)
3PT FG ATTEMPTS	8, vs. IOWA STATE (12-3-16)
FT MADE	4, vs. TEXAS (11-20-16)
FT ATTEMPTS	4, 2x, LAST VS. OREGON (11-25-16)
ASSISTS	3, 3x, LAST VS. SMU (12-16-16)
BLOCKS	—
STEALS	3, 2x, LAST VS. ALABAMA STATE (12-20-16)

### SEC HIGHS

POINTS	—
REBOUNDS	—
FG MADE	—
FG ATTEMPTS	—
3PT FG MADE	—
3PT FG ATTEMPTS	—
FT MADE	—
FT ATTEMPTS	—
ASSISTS	—
BLOCKS	—
STEALS	—

\* — SEC Tournament

### POSTSEASON HIGHS

POINTS	—
REBOUNDS	—
FG MADE	—
FG ATTEMPTS	—
3PT FG MADE	—
3PT FG ATTEMPTS	—
FT MADE	—
FT ATTEMPTS	—
ASSISTS	—
BLOCKS	—
STEALS	—

### JOHNSON'S BULLDOG BITES

- Named to the Maine Tipoff Tournament All-Tournament Team after averaging 17.5 ppg on 85.7% shooting, including 87.5% from 3-point range.
- Tallied 21 points in her MSU debut, a win against Villanova, 15 coming in the second quarter.
- Scored 14 fourth-quarter points against Maine the following night.
- Added nine points in the Bulldogs' win against No. 8 Texas.
- Scored eight points apiece against Oregon and Hawaii in the Rainbow Wahine Showdown.
- Tallied a season-best two steals against Hawaii after dishing a season-best three assists vs. San Jose St.
- Drew her first start at Iowa State, scoring 15 points, including the tying 3-pointer with 10 seconds remaining.

### JOHNSON'S 2016-17 GAME-BY-GAME STATISTICS (\* — INDICATES GAME STARTED)

Opponent	Min.	FG-A	3PT-A	FT-A	O-D-T	PF	Ast.	TO	Blk.	Stl.	Pts.
Villanova	14	8-9	3-4	2-2	0-0-0	1	1	2	0	0	21
Maine	13	4-5	4-4	2-2	0-2-2	0	1	0	0	1	14
Tulane	7	1-4	1-4	0-0	0-0-0	0	0	0	0	1	3
Texas	6	2-5	1-3	4-4	0-1-1	1	0	1	0	1	9
Oregon	14	2-4	1-3	3-4	2-0-2	1	1	0	0	1	8
San Jose St.	15	2-6	1-4	0-0	1-0-1	2	3	1	0	1	5
Hawaii	17	3-7	2-5	0-0	0-2-2	1	0	2	0	2	8
*Iowa St.	30	6-13	3-8	0-0	0-0-0	3	0	0	0	0	15
*Southern Miss	21	0-5	0-3	0-0	3-0-3	2	3	1	0	2	0
*Ark.-Little Rock	24	0-4	0-0	0-0	1-2-3	1	2	2	0	0	0
*SMU	30	4-7	4-6	1-2	1-1-2	2	3	1	0	1	13
*USC	24	2-6	1-3	0-0	0-4-4	0	1	3	0	3	5
*Alabama St.	22	3-5	2-4	1-2	2-2-4	3	1	3	0	3	9
Northwestern St.											
LSU											
Arkansas											
Tennessee											
Florida											
Ole Miss											
Alabama											
South Carolina											
Texas A&M											
Auburn											
Missouri											
Vanderbilt											
Ole Miss											
Georgia											
Texas A&M											
Kentucky											
Tennessee											

## ROSHUNDA JOHNSON'S CAREER STATISTICS

### ALL GAMES

Year	GP	GS	Min	Avg	Total			3-Point			F-Throw			Rebounds				PF	FO	Ast	TO	Blk	Stl	Pts	Avg
					FG	FGA	Pct	FG	FGA	Pct	FT	FTA	Pct	Off	Def	Tot	Avg								
2013-14*	32	6	712	22.3	59	176	.335	20	66	.303	38	56	.679	14	73	87	2.7	57	3	48	47	2	37	176	5.5
2014-15*	32	31	1118	34.9	127	360	.353	46	117	.393	62	80	.775	21	102	123	3.8	72	1	121	76	4	76	362	11.3
2016-17	13	6	237	18.2	37	80	.463	23	51	.451	13	16	.813	10	14	24	1.8	17	0	16	16	0	16	110	8.5
MSU TOTAL	13	6	237	18.2	37	80	.463	23	51	.451	13	16	.813	10	14	24	1.8	17	0	16	16	0	16	110	8.5
All*	77	43	2067	26.8	223	616	.362	89	234	.380	113	152	.743	45	189	234	3.0	146	4	185	139	6	129	648	8.4

### SEC GAMES

Year	GP	GS	Min	Avg	Total			3-Point			F-Throw			Rebounds				PF	FO	Ast	TO	Blk	Stl	Pts	Avg
					FG	FGA	Pct	FG	FGA	Pct	FT	FTA	Pct	Off	Def	Tot	Avg								

2016-17

TOTAL



@HailStateWBK



Facebook.com/HailStateWBK



HailStateWBK





## TEAIRA MCCOWAN

Center | 6-7 | Sophomore  
Brenham, Texas | Brenham HS

### CAREER HIGHS

POINTS ..... 24, vs. WESTERN MICHIGAN (12-20-15)  
REBOUNDS ..... 16, vs. SAN JOSE STATE (11-26-16)  
FG MADE ..... 9, 2x, LAST vs. WESTERN MICHIGAN (12-20-15)  
FG ATTEMPTS ..... 16, WESTERN MICHIGAN (12-20-15)  
3PT FG MADE ..... —  
3PT FG ATTEMPTS ..... —  
FT MADE ..... 6, WESTERN MICHIGAN (12-20-15)  
FT ATTEMPTS ..... 8, WESTERN MICHIGAN (12-20-15)  
ASSISTS ..... 2, 2x, LAST vs. IOWA STATE (12-3-16)  
BLOCKS ..... 5, 2x, LAST AT GEORGIA (1-21-16)  
STEALS ..... 5, vs. VANDERBILT (3-4-16)\*

### SEC HIGHS

POINTS ..... 11, vs. VANDERBILT (3-4-16)\*  
REBOUNDS ..... 13, vs. AUBURN (1-7-16)  
FG MADE ..... 5, vs. OLE MISS (1-18-16)  
FG ATTEMPTS ..... 11, vs. AUBURN (1-7-16)  
3PT FG MADE ..... —  
3PT FG ATTEMPTS ..... —  
FT MADE ..... 5, vs. VANDERBILT (3-4-16)\*  
FT ATTEMPTS ..... 7, vs. VANDERBILT (3-4-16)\*  
ASSISTS ..... 2, vs. TENNESSEE (1-28-16)  
BLOCKS ..... 5, AT GEORGIA (1-21-16)  
STEALS ..... 5, vs. VANDERBILT (3-4-16)\*

\* — SEC Tournament

### POSTSEASON HIGHS

POINTS ..... 6, vs. CHATTANOOGA (3-18-16)  
REBOUNDS ..... 8, vs. MICHIGAN STATE (3-20-16)  
FG MADE ..... 3, vs. CHATTANOOGA (3-18-16)  
FG ATTEMPTS ..... 7, vs. CHATTANOOGA (3-18-16)  
3PT FG MADE ..... —  
3PT FG ATTEMPTS ..... —  
FT MADE ..... 2, vs. MICHIGAN STATE (3-20-16)  
FT ATTEMPTS ..... 3, vs. MICHIGAN STATE (3-20-16)  
ASSISTS ..... —  
BLOCKS ..... 1, vs. MICHIGAN STATE (3-20-16)  
STEALS ..... 1, vs. MICHIGAN STATE (3-20-16)

### MCCOWAN'S BULLDOG BITES

- Selected to the SEC All-Freshman Team last season.
- Opened the season with 11 points and seven rebounds against Villanova.
- Added eight points and seven boards against Maine in the title game, hitting 4 of 5 shots.
- Put in seven points against Tulane.
- Notched six points and blocked a pair of shots against Texas.
- Grabbed a career-best 16 rebounds against San Jose State, finishing one point shy of a double-double.
- Contributed five points and five rebounds in a road win at Little Rock.
- Collected nine points, six rebounds and two blocks against Alabama State.

### MCCOWAN'S 2016-17 GAME-BY-GAME STATISTICS (\* — INDICATES GAME STARTED)

Opponent	Min.	FG-A	3PT-A	FT-A	O-D-T	PF	Ast.	TO	Blk.	Stl.	Pts.
Villanova	17	5-9	0-0	1-2	1-6-7	5	0	0	1	0	11
Maine	18	4-5	0-0	0-0	3-4-7	3	1	2	0	1	8
Tulane	13	3-7	0-0	1-6	3-1-4	3	0	1	1	2	7
Texas	11	3-3	0-0	0-0	0-0-0	1	1	1	2	1	6
Oregon	15	4-8	0-0	0-0	1-2-3	1	0	0	1	0	8
San Jose St.	22	4-11	0-0	1-2	7-9-16	1	0	2	1	0	9
Hawaii	13	0-3	0-0	1-2	3-1-4	4	0	2	1	1	4
Iowa St.	20	0-2	0-0	2-4	1-2-3	3	2	1	0	1	2
Southern Miss	5	1-2	0-0	0-0	0-0-0	0	0	0	0	0	2
Ark.-Little Rock	14	2-3	0-0	1-2	2-3-5	3	0	1	1	0	5
SMU	11	0-3	0-0	2-2	1-5-6	3	0	0	0	1	2
USC	21	0-3	0-0	4-6	3-4-7	2	0	0	1	0	4
Alabama St.	18	2-4	0-0	5-6	2-4-6	1	0	1	2	1	9
Northwestern St.											
LSU											
Arkansas											
Tennessee											
Florida											
Ole Miss											
Alabama											
South Carolina											
Texas A&M											
Auburn											
Missouri											
Vanderbilt											
Ole Miss											
Georgia											
Texas A&M											
Kentucky											
Tennessee											

## TEAIRA MCCOWAN'S CAREER STATISTICS

### ALL GAMES

Year	GP	GS	Min	Avg	Total			3-Point			F-Throw			Rebounds				PF	FO	Ast	TO	Blk	Stl	Pts	Avg
					FG	FGA	Pct	FG	FGA	Pct	FT	FTA	Pct	Off	Def	Tot	Avg								
2015-16	35	1	481	13.7	92	186	.495	0	0	.000	46	69	.667	100	95	195	5.6	93	5	9	49	46	18	230	6.6
2016-17	12	0	180	15.0	26	59	.441	0	0	.000	13	26	.500	25	37	62	5.2	29	1	4	10	9	7	65	5.4
<b>TOTAL</b>	<b>47</b>	<b>1</b>	<b>661</b>	<b>14.1</b>	<b>118</b>	<b>245</b>	<b>.482</b>	<b>0</b>	<b>0</b>	<b>.000</b>	<b>59</b>	<b>95</b>	<b>.621</b>	<b>125</b>	<b>132</b>	<b>257</b>	<b>5.5</b>	<b>122</b>	<b>6</b>	<b>13</b>	<b>59</b>	<b>55</b>	<b>25</b>	<b>295</b>	<b>6.3</b>

### SEC GAMES

Year	GP	GS	Min	Avg	Total			3-Point			F-Throw			Rebounds				PF	FO	Ast	TO	Blk	Stl	Pts	Avg
					FG	FGA	Pct	FG	FGA	Pct	FT	FTA	Pct	Off	Def	Tot	Avg								
2015-16	16	0	227	14.2	33	71	.465	0	0	.000	16	24	.667	49	39	88	5.5	38	1	5	17	23	4	82	5.1
2016-17																									
<b>TOTAL</b>	<b>16</b>	<b>0</b>	<b>227</b>	<b>14.2</b>	<b>33</b>	<b>71</b>	<b>.465</b>	<b>0</b>	<b>0</b>	<b>.000</b>	<b>16</b>	<b>24</b>	<b>.667</b>	<b>49</b>	<b>39</b>	<b>88</b>	<b>5.5</b>	<b>38</b>	<b>1</b>	<b>5</b>	<b>17</b>	<b>23</b>	<b>4</b>	<b>82</b>	<b>5.1</b>



@HailStateWBK



Facebook.com/HailStateWBK



HailStateWBK



## CHINWE OKORIE

Center | 6-5 | Senior  
Lagos, Nigeria | Stoneleigh-Burnham School

### CAREER HIGHS

POINTS ..... 18, 2x, LAST VS. SOUTHERN MISS (12-10-16)  
REBOUNDS ..... 14, VS. LOUISIANA TECH (12-11-14)  
FG MADE ..... 8, 2x, LAST VS. SOUTHERN MISS (12-10-16)  
FG ATTEMPTS ..... 14, VS. SE LOUISIANA (12-28-15)  
3PT FG MADE ..... —  
3PT FG ATTEMPTS ..... —  
FT MADE ..... 4, 6x, LAST VS. MICHIGAN STATE (3-20-16)  
FT ATTEMPTS ..... 7, VS. MISSISSIPPI VALLEY ST. (12-15-14)  
ASSISTS ..... 3, 2x, LAST VS. SOUTHERN MISS (12-16-15)  
BLOCKS ..... 3, VS. NORFOLK ST. (11-27-15)  
STEALS ..... 3, 2x, LAST VS. ARKANSAS (1-10-16)

### SEC HIGHS

POINTS ..... 14, VS. OLE MISS (1-18-16)  
REBOUNDS ..... 11, VS. TENNESSEE (3-5-16)\*  
FG MADE ..... 5, 3x, LAST AT VANDERBILT (2-25-16)  
FG ATTEMPTS ..... 8, VS. TENNESSEE (1-28-16)  
3PT FG MADE ..... —  
3PT FG ATTEMPTS ..... —  
FT MADE ..... 4, 4x, LAST VS. ALABAMA (2-28-16)  
FT ATTEMPTS ..... 6, 2x, LAST VS. ALABAMA (2-28-16)  
ASSISTS ..... 1, 2x, LAST VS. SOUTH CAROLINA (3-6-16)\*  
BLOCKS ..... 2, 5x, LAST VS. TENNESSEE (3-5-16)\*  
STEALS ..... 3, 2x, LAST VS. ARKANSAS (1-10-16)

\* — SEC Tournament

### POSTSEASON HIGHS

POINTS ..... 12, VS. CHATTANOOGA (3-18-16)  
REBOUNDS ..... 9, VS. CHATTANOOGA (3-18-16)  
FG MADE ..... 4, VS. CHATTANOOGA (3-18-16)  
FG ATTEMPTS ..... 9, VS. CHATTANOOGA (3-18-16)  
3PT FG MADE ..... —  
3PT FG ATTEMPTS ..... —  
FT MADE ..... 4, 2x, LAST VS. MICHIGAN STATE (3-20-16)  
FT ATTEMPTS ..... 6, 2x, LAST VS. MICHIGAN STATE (3-20-16)  
ASSISTS ..... —  
BLOCKS ..... 1, VS. MICHIGAN STATE (3-20-16)  
STEALS ..... —

### OKORIE'S BULLDOG BITES

- Three-time SEC Academic Honor Roll selection.
- Put in 11 points and grabbed eight rebounds in a season-opening win against Villanova in Maine.
- Tallied nine points, eight rebounds (six offensive) against Tulane.
- Had a second-straight nine-point game, adding seven boards, in State's win against Texas.
- Named to the Rainbow Wahine Showdown All-Tournament Team after averaging 12.0 points and 7.3 rebounds in the three games.
- Collected 11 points and six rebounds against Oregon and seven points, nine boards against San Jose St.
- Scored a career-best 18 points and tallied seven rebounds against Hawaii.
- Claimed her first double-double of the season with 10 points, 11 rebounds at Iowa State.
- Matched her career high with 18 points at Southern Miss, finishing a rebound shy of a double-double.
- Tallied eight points in the Bulldogs' road win at Little Rock.

### OKORIE'S 2016-17 GAME-BY-GAME STATISTICS (\* — INDICATES GAME STARTED)

Opponent	Min.	FG-A	3PT-A	FT-A	O-D-T	PF	Ast.	TO	Blk.	Stl.	Pts.
*Villanova	18	4-6	0-0	3-4	2-6-8	0	1	0	0	0	11
*Maine	16	1-3	0-0	0-0	2-1-3	4	0	4	0	0	2
*Tulane	25	3-8	0-0	3-6	6-2-8	5	0	2	1	1	9
*Texas	29	3-5	0-0	3-6	5-2-7	3	0	1	0	1	9
*Oregon	27	4-9	0-0	3-6	2-4-6	4	0	0	0	0	11
*San Jose St.	14	3-7	0-0	1-6	7-2-9	1	0	0	1	1	7
*Hawaii	23	8-10	0-0	2-5	4-3-7	1	0	1	0	0	18
*Iowa St.	25	4-9	0-0	2-3	7-4-11	5	0	1	2	0	10
*Southern Miss	35	8-10	0-0	2-4	2-7-9	2	1	0	2	1	18
*Ark.-Little Rock	26	4-8	0-0	0-0	0-2-2	3	1	1	0	1	8
*SMU	16	5-6	0-0	0-5	2-0-2	3	0	1	2	1	10
*USC	20	3-5	0-0	0-0	2-4-6	3	0	1	0	0	6
*Alabama St.	18	3-5	0-0	1-2	2-2-4	0	0	1	2	0	7

Northwestern St.

LSU

Arkansas

Tennessee

Florida

Ole Miss

Alabama

South Carolina

Texas A&M

Auburn

Missouri

Vanderbilt

Ole Miss

Georgia

Texas A&M

Kentucky

Tennessee

## CHINWE OKORIE'S CAREER STATISTICS

### ALL GAMES

Year	GP	GS	Min	Avg	Total			3-Point			F-Throw			Rebounds				PF	FO	Ast	TO	Blk	Stl	Pts	Avg
					FG	FGA	Pct	FG	FGA	Pct	FT	FTA	Pct	Off	Def	Tot	Avg								
2014-15	34	21	442	13.0	46	108	.426	0	0	.000	23	45	.511	70	55	125	3.7	61	1	4	21	14	11	115	3.4
2015-16	36	33	749	20.8	100	190	.526	0	0	.000	45	73	.616	111	105	216	6.0	101	5	11	53	26	16	245	6.8
2016-17	13	13	292	22.5	53	91	.582	0	0	.000	20	47	.426	43	39	82	6.3	34	2	3	13	10	6	126	9.7
<b>TOTAL</b>	<b>83</b>	<b>67</b>	<b>1483</b>	<b>17.9</b>	<b>199</b>	<b>389</b>	<b>.512</b>	<b>0</b>	<b>0</b>	<b>.000</b>	<b>88</b>	<b>165</b>	<b>.533</b>	<b>224</b>	<b>199</b>	<b>423</b>	<b>5.1</b>	<b>196</b>	<b>8</b>	<b>18</b>	<b>87</b>	<b>50</b>	<b>33</b>	<b>486</b>	<b>5.9</b>

### SEC GAMES

					Total			3-Point			F-Throw			Rebounds													
Year	GP	GS	Min	Avg	FG	FGA	Pct	FG	FGA	Pct	FT	FTA	Pct	Off	Def	Tot	Avg	PF	FO	Ast	TO	Blk	Stl	Pts	Avg		
2014-15	16	6	157	9.8	9	22	.409	0	0	.000	5	8	.625	9	14	23	1.4	24	1	0	7	3	4	23	1.4		
2015-16	16	14	361	22.6	37	69	.536	0	0	.000	23	34	.676	43	45	88	5.5	43	2	1	28	14	10	97	6.1		
2016-17																											
TOTAL	32	20	518	16.2	46	91	.505	0	0	.000	28	42	.667	52	59	111	3.5	67	3	1	35	17	14	120	3.8		



@HailStateWBK



Facebook.com/HailStateWBK



HailStateWBK



## BREANNA RICHARDSON

Forward | 6-1 | Senior  
Conyers, Ga. | Rockdale County HS

### CAREER HIGHS

POINTS ..... 20, vs. SOUTHERN MISS (3-24-14)  
REBOUNDS ..... 14, 2x, LAST vs. SOUTH FLORIDA (3-30-14)  
FG MADE ..... 8, at OLE MISS (1-23-14)  
FG ATTEMPTS ..... 17, 2x, LAST vs. SOUTHERN MISS (3-24-14)  
3PT FG MADE ..... 2, 5x, LAST vs. FLORIDA (2-15-15)  
3PT FG ATTEMPTS ..... 4, 6x, LAST vs. KENTUCKY (3-6-15)  
FT MADE ..... 8, at VANDERBILT (1-11-15)  
FT ATTEMPTS ..... 11, at VANDERBILT (1-11-15)  
ASSISTS ..... 4, 2x, LAST vs. KENTUCKY (3-6-15)  
BLOCKS ..... 2, 5x, LAST vs. KENTUCKY (2-18-16)  
STEALS ..... 4, vs. ARKANSAS STATE (11-16-14)

### SEC HIGHS

POINTS ..... 18, at OLE MISS (1-23-14)  
REBOUNDS ..... 11, 2x, LAST at VANDERBILT (1-11-15)  
FG MADE ..... 8, at OLE MISS (1-23-14)  
FG ATTEMPTS ..... 13, 2x, LAST vs. TEXAS A&M (2-8-15)  
3PT FG MADE ..... 2, 2x, LAST vs. FLORIDA (2-15-15)  
3PT FG ATTEMPTS ..... 4, 5x, LAST vs. KENTUCKY (3-6-15)\*  
FT MADE ..... 8, at VANDERBILT (1-11-15)  
FT ATTEMPTS ..... 11, at VANDERBILT (1-11-15)  
ASSISTS ..... 4, 2x, LAST vs. KENTUCKY (3-6-15)\*  
BLOCKS ..... 2, 2x, LAST vs. KENTUCKY (2-18-16)  
STEALS ..... 3, at AUBURN (2-9-14)

\* — SEC Tournament

### POSTSEASON HIGHS

POINTS ..... 20, vs. SOUTHERN MISS (3-24-14)  
REBOUNDS ..... 14, vs. SOUTH FLORIDA (3-30-14)  
FG MADE ..... 7, 2x, LAST vs. TULANE (3-20-15)  
FG ATTEMPTS ..... 17, vs. SOUTHERN MISS (3-24-14)  
3PT FG MADE ..... 1, vs. MICHIGAN STATE (3-20-16)  
3PT FG ATTEMPTS ..... 1, 3x, LAST vs. MICHIGAN STATE (3-20-16)  
FT MADE ..... 6, vs. SOUTHERN MISS (3-24-14)  
FT ATTEMPTS ..... 7, vs. SOUTHERN MISS (3-24-14)  
ASSISTS ..... 3, vs. TULANE (3-20-14)  
BLOCKS ..... 2, 2x, LAST vs. SOUTH FLORIDA (3-30-14)  
STEALS ..... 3, vs. TULANE (3-20-14)

### RICHARDSON'S BULLDOG BITES

- Earned a spot on the SEC Academic Honor Roll all three years.
- Received her bachelor's degree in December, graduating in 3 1/2 years.
- Collected six points in each of the season's first two games.
- Added double figures with 11 points against Tulane.
- Contributed 10 points to MSU's Rainbow Wahine Showdown win against San Jose St.
- Recorded 10 points and five rebounds at Iowa State.
- Notched her first double-double of the season with 19 points, one off her career high, and 10 rebounds at Southern Miss, a day after receiving her MSU diploma.

### RICHARDSON'S 2016-17 GAME-BY-GAME STATISTICS (\* — INDICATES GAME STARTED)

Opponent	Min.	FG-A	3PT-A	FT-A	O-D-T	PF	Ast.	TO	Blk.	Stl.	Pts.
*Villanova	17	2-3	0-0	2-2	1-1-2	2	1	0	0	0	6
*Maine	22	3-6	0-0	0-0	1-3-4	2	2	0	0	0	6
*Tulane	23	3-8	0-0	5-6	4-1-5	3	0	3	0	1	11
*Texas	18	0-1	0-0	0-0	2-0-2	3	1	2	0	1	0
*Oregon	7	1-1	0-0	2-2	1-4-5	2	0	3	1	0	4
*San Jose St.	13	5-7	0-0	0-1	2-3-5	3	1	2	1	0	10
*Hawaii	18	1-3	0-0	0-0	1-2-3	3	2	3	0	2	2
*Iowa St.	33	5-9	0-0	0-0	1-4-5	3	2	1	0	3	10
*Southern Miss	29	7-9	0-0	5-7	6-4-10	1	3	2	0	0	19
*Ark.-Little Rock	10	2-3	0-0	0-0	2-1-3	3	0	1	0	1	4
*SMU	21	2-5	0-0	0-0	2-2-4	2	1	0	1	0	4
*USC	32	6-9	0-0	5-6	5-4-9	3	0	2	1	0	17
*Alabama St.	11	0-0	0-0	0-2	1-1-2	1	1	3	0	0	0
Northwestern St.											
LSU											
Arkansas											
Tennessee											
Florida											
Ole Miss											
Alabama											
South Carolina											
Texas A&M											
Auburn											
Missouri											
Vanderbilt											
Ole Miss											
Georgia											
Texas A&M											
Kentucky											
Tennessee											

## BREANNA RICHARDSON'S CAREER STATISTICS

### ALL GAMES

Year	GP	GS	Min	Avg	Total			3-Point			F-Throw			Rebounds				PF	FO	Ast	TO	Blk	Stl	Pts	Avg
					FG	FGA	Pct	FG	FGA	Pct	FT	FTA	Pct	Off	Def	Tot	Avg								
2013-14	36	31	885	24.6	125	295	.424	2	10	.200	91	135	.674	89	124	213	5.9	107	5	30	97	15	36	343	9.5
2014-15	34	14	771	22.7	100	247	.405	19	59	.322	65	95	.684	90	104	194	5.7	75	2	37	87	10	31	284	8.4
2015-16	34	1	613	18.0	61	152	.401	3	17	.176	66	96	.688	67	64	131	3.9	80	4	32	73	15	20	191	5.6
2016-17	13	13	254	19.5	37	64	.578	0	0	.000	19	26	.731	29	30	59	4.5	31	0	14	23	4	8	93	7.2
<b>TOTAL</b>	<b>117</b>	<b>59</b>	<b>2523</b>	<b>21.6</b>	<b>323</b>	<b>758</b>	<b>.426</b>	<b>24</b>	<b>86</b>	<b>.279</b>	<b>241</b>	<b>352</b>	<b>.685</b>	<b>275</b>	<b>322</b>	<b>597</b>	<b>5.1</b>	<b>293</b>	<b>11</b>	<b>113</b>	<b>280</b>	<b>44</b>	<b>95</b>	<b>911</b>	<b>7.8</b>

### SEC GAMES

Year	GP	GS	Min	Avg	Total			3-Point			F-Throw			Rebounds				PF	FO	Ast	TO	Blk	Stl	Pts	Avg
					FG	FGA	Pct	FG	FGA	Pct	FT	FTA	Pct	Off	Def	Tot	Avg								
2013-14	16	16	401	25.1	60	134	.448	1	4	.250	50	72	.694	35	46	81	5.1	53	3	13	48	7	14	171	10.7
2014-15	16	11	408	25.5	47	122	.385	8	31	.258	36	54	.667	38	55	93	5.8	48	2	18	48	5	11	138	8.6
2015-16	14	0	286	20.4	27	57	.474	0	2	.000	20	31	.645	32	26	58	4.1	37	2	15	29	6	5	74	5.3
2016-17																									
<b>TOTAL</b>	<b>46</b>	<b>27</b>	<b>1095</b>	<b>23.8</b>	<b>134</b>	<b>313</b>	<b>.428</b>	<b>9</b>	<b>37</b>	<b>.243</b>	<b>106</b>	<b>157</b>	<b>.675</b>	<b>105</b>	<b>127</b>	<b>232</b>	<b>5.0</b>	<b>138</b>	<b>7</b>	<b>46</b>	<b>125</b>	<b>18</b>	<b>30</b>	<b>383</b>	<b>8.3</b>



@HailStateWBK



Facebook.com/HailStateWBK



HailStateWBK





## BLAIR SCHAEFER

Guard | 5-7 | Junior  
Starkville, Miss. | Starkville HS

### CAREER HIGHS

POINTS	18, vs. SMU (12-16-16)
REBOUNDS	6, vs. ULM (11-25-14)
FG MADE	6, vs. SMU (12-16-16)
FG ATTEMPTS	11, vs. SMU (12-16-16)
3PT FG MADE	4, 3x, LAST vs. SMU (12-16-16)
3PT FG ATTEMPTS	9, vs. SE LOUISIANA (12-28-15)
FT MADE	3, 3x, LAST vs. UALR (12-13-16)
FT ATTEMPTS	4, 4x, LAST vs. UALR (12-13-16)
ASSISTS	5, vs. MVSU (12-15-14)
BLOCKS	2, vs. ULM (11-25-14)
STEALS	4, vs. MVSU (11-24-15)

### SEC HIGHS

POINTS	6, vs. KENTUCKY (2-18-16)
REBOUNDS	2, 4x, LAST vs. KENTUCKY (2-18-16)
FG MADE	2, 2x, LAST vs. KENTUCKY (2-18-16)
FG ATTEMPTS	7, vs. KENTUCKY (2-18-16)
3PT FG MADE	2, vs. KENTUCKY (2-18-16)
3PT FG ATTEMPTS	5, vs. KENTUCKY (2-18-16)
FT MADE	2, 3x, LAST vs. TENNESSEE (1-28-16)
FT ATTEMPTS	4, vs. TENNESSEE (1-28-16)
ASSISTS	3, vs. VANDERBILT (1-29-15)
BLOCKS	—
STEALS	—

\* — SEC Tournament

### POSTSEASON HIGHS

POINTS	2, AT DUKE (3-22-15)
REBOUNDS	—
FG MADE	1, AT DUKE (3-22-15)
FG ATTEMPTS	1, 3x, LAST vs. CHATTANOOGA (3-18-16)
3PT FG MADE	—
3PT FG ATTEMPTS	1, 2x, LAST vs. CHATTANOOGA (3-18-16)
FT MADE	—
FT ATTEMPTS	—
ASSISTS	—
BLOCKS	—
STEALS	—

### SCHAEFER'S BULLDOG BITES

- Allstate Good Works Team nominee.
- Named to the SEC Community Service team last season.
- Two-time SEC Academic Honor Roll recipient.
- Knocked down nine points in two games in Maine, including six points in the title game.
- Scored a season-high eight points against San Jose State.
- Hit two 3-pointers for six points and registered a steal in the Bulldogs' road win at Iowa State.
- Contributed seven points in the Bulldogs' road victory at Southern Miss.
- Tied her career high with 12 points in a road win at Little Rock.

### SCHAEFER'S 2016-17 GAME-BY-GAME STATISTICS (\* — INDICATES GAME STARTED)

Opponent	Min.	FG-A	3PT-A	FT-A	O-D-T	PF	Ast.	TO	Blk.	Stl.	Pts.
Villanova	23	0-3	0-0	3-4	0-4-4	2	1	1	0	1	3
Maine	11	2-3	2-3	0-0	0-2-2	1	1	0	0	1	6
Tulane	7	1-3	0-2	0-0	0-0-0	1	0	0	0	0	2
Texas	7	0-1	0-0	0-0	0-0-0	1	0	1	0	1	0
Oregon	9	0-2	0-1	0-0	0-1-1	0	0	0	0	0	0
San Jose St.	14	2-4	2-4	2-2	0-0-0	0	0	1	0	1	8
Hawaii	13	1-7	0-4	1-1	0-1-1	1	1	3	0	1	3
Iowa St.	25	2-2	2-2	0-0	0-0-0	2	0	0	0	1	6
Southern Miss	28	2-9	1-3	2-2	0-3-3	1	0	0	0	1	7
Ark.-Little Rock	24	3-4	3-3	3-4	0-0-0	1	1	1	0	1	12
SMU	19	6-11	4-8	2-2	0-0-0	1	1	0	0	0	18
USC	18	1-2	1-2	0-0	0-1-1	3	0	0	0	0	3
Alabama St.	20	1-9	1-6	3-4	0-1-1	2	1	0	0	0	6
Northwestern St.											
LSU											
Arkansas											
Tennessee											
Florida											
Ole Miss											
Alabama											
South Carolina											
Texas A&M											
Auburn											
Missouri											
Vanderbilt											
Ole Miss											
Georgia											
Texas A&M											
Kentucky											
Tennessee											

## BLAIR SCHAEFER'S CAREER STATISTICS

### ALL GAMES

Year	GP	GS	Min	Avg	Total			3-Point			F-Throw			Rebounds				PF	FO	Ast	TO	Blk	Stl	Pts	Avg
					FG	FGA	Pct	FG	FGA	Pct	FT	FTA	Pct	Off	Def	Tot	Avg								
2014-15	24	0	162	6.8	16	49	.327	11	38	.289	18	19	.947	0	20	20	0.8	24	0	20	15	2	8	61	2.5
2015-16	33	0	318	9.6	30	98	.306	24	71	.338	8	14	.571	10	17	27	0.8	26	0	14	13	0	10	92	2.8
2016-17	13	0	218	16.8	21	60	.350	16	38	.421	16	19	.842	0	13	13	1.0	16	0	6	7	0	8	74	5.7
<b>TOTAL</b>	<b>70</b>	<b>0</b>	<b>698</b>	<b>10.0</b>	<b>67</b>	<b>207</b>	<b>.324</b>	<b>51</b>	<b>147</b>	<b>.347</b>	<b>42</b>	<b>52</b>	<b>.808</b>	<b>10</b>	<b>50</b>	<b>60</b>	<b>0.9</b>	<b>66</b>	<b>0</b>	<b>40</b>	<b>35</b>	<b>2</b>	<b>26</b>	<b>227</b>	<b>3.2</b>

### SEC GAMES

Year	GP	GS	Min	Avg	Total			3-Point			F-Throw			Rebounds				PF	FO	Ast	TO	Blk	Stl	Pts	Avg
					FG	FGA	Pct	FG	FGA	Pct	FT	FTA	Pct	Off	Def	Tot	Avg								
2014-15	7	0	23	3.3	2	11	.182	2	10	.200	5	6	.833	0	2	2	0.3	2	0	3	0	0	0	11	1.6
2015-16	15	0	88	5.9	8	26	.308	6	19	.316	3	6	.500	5	4	9	0.6	13	0	1	3	0	0	25	1.7
2016-17																									
<b>TOTAL</b>	<b>22</b>	<b>0</b>	<b>111</b>	<b>5.0</b>	<b>10</b>	<b>37</b>	<b>.270</b>	<b>8</b>	<b>29</b>	<b>.276</b>	<b>8</b>	<b>12</b>	<b>.667</b>	<b>5</b>	<b>6</b>	<b>11</b>	<b>0.5</b>	<b>15</b>	<b>0</b>	<b>4</b>	<b>3</b>	<b>0</b>	<b>0</b>	<b>36</b>	<b>1.6</b>



@HailStateWBK



Facebook.com/HailStateWBK



HailStateWBK



## VICTORIA VIVIANS

Guard | 6-1 | Junior  
Carthage, Miss. | Scott Central HS

### CAREER HIGHS

POINTS	39, AT KENTUCKY (2-12-15)
REBOUNDS	12, 2X, LAST AT UL-LAFAYETTE (12-17-14)
FG MADE	13, 2X, LAST AT LOUISIANA TECH (12-13-15)
FG ATTEMPTS	29, AT KENTUCKY (2-12-15)
3PT FG MADE	7, AT LOUISIANA TECH (12-13-15)
3PT FG ATTEMPTS	15, 2X, LAST VS. AUBURN (1-7-16)
FT MADE	10, VS. LOUISIANA TECH (12-11-14)
FT ATTEMPTS	11, 2X, LAST AT KENTUCKY (2-12-15)
ASSISTS	4, 2X, LAST VS. ALABAMA STATE (12-20-16)
BLOCKS	2, 5X, LAST VS. TENNESSEE (3-5-16)*
STEALS	5, VS. MISSOURI (2-7-16)

### SEC HIGHS

POINTS	39, AT KENTUCKY (2-12-15)
REBOUNDS	10, 3X, LAST AT OLE MISS (2-21-16)
FG MADE	13, AT KENTUCKY (2-12-15)
FG ATTEMPTS	29, AT KENTUCKY (2-12-15)
3PT FG MADE	5, 3X, LAST VS. TENNESSEE (3-5-16)*
3PT FG ATTEMPTS	15, VS. AUBURN (1-7-16)
FT MADE	8, 2X, LAST VS. OLE MISS (3-1-15)
FT ATTEMPTS	11, AT KENTUCKY (2-12-15)
ASSISTS	3, 3X, LAST AT ARKANSAS (1-31-16)
BLOCKS	2, 4X, LAST VS. TENNESSEE (3-5-16)*
STEALS	5, VS. MISSOURI (2-7-16)

\* — SEC Tournament

### POSTSEASON HIGHS

POINTS	24, VS. MICHIGAN STATE (3-20-16)
REBOUNDS	7, VS. CHATTANOOGA (3-18-16)
FG MADE	8, 2X, LAST VS. MICHIGAN STATE (3-20-16)
FG ATTEMPTS	23, VS. CHATTANOOGA (3-18-16)
3PT FG MADE	5, VS. MICHIGAN STATE (3-20-16)
3PT FG ATTEMPTS	14, VS. MICHIGAN STATE (3-20-16)
FT MADE	3, VS. MICHIGAN STATE (3-20-16)
FT ATTEMPTS	6, VS. MICHIGAN STATE (3-20-16)
ASSISTS	2, VS. MICHIGAN STATE (3-20-16)
BLOCKS	—
STEALS	3, VS. MICHIGAN STATE (3-20-16)

### VIVIANS' BULLDOG BITES

- Named to Wade Trophy Watch List.
- Also tabbed to the Naismith and Wooden preseason watch lists.
- Preseason First Team All-SEC by media and coaches.
- Sporting News Preseason First Team All-American.
- Second Team All-American in the preseason by Athlon.
- SEC's top returning scorer from last season. Finished second in the league with 17.1 ppg.
- Averages 16.8 ppg in her career against ranked opponents.
- 10th in school history in career points scored, 2 points from ninth.
- Needs 174 points to reach 1,500.
- First Team All-SEC by Associated Press and coaches last season.
- WBCA All-America Honorable Mention as a sophomore.
- Named Maine Tipoff Tournament MVP after scoring 26 first-half points in the championship game.
- Paced MSU with 17 points against Tulane.
- Tallied 19 points against Texas, knocking down 50% from the field.
- Rainbow Wahine Showdown MVP after averaging 11.7 ppg in the three contests.
- Scored a game-high 17 points, 12 in the second half, in a tournament-opening win against Oregon.
- Capped the Rainbow Wahine Showdown with 10 points and four steals against Hawaii.
- Contributed 16 points and three steals in the Bulldogs' SEC/Big 12 Challenge win at Iowa State.
- Collected 17 points in a road win at Little Rock.
- Averaged 16.0 points to earn Women of Troy Classic All-Tournament honors. Scored 19 points in the championship game against USC.

### VIVIANS' 2016-17 GAME-BY-GAME STATISTICS (\* — INDICATES GAME STARTED)

Opponent	Min.	FG-A	3PT-A	FT-A	O-D-T	PF	Ast.	TO	Blk.	Stl.	Pts.
*Villanova	10	2-4	0-0	0-1	1-1-2	3	1	0	0	0	4
*Maine	29	9-19	4-11	4-4	0-3-3	1	1	3	0	3	26
*Tulane	28	6-17	2-7	3-3	0-2-2	3	0	1	0	1	17
*Texas	32	9-18	1-4	0-0	0-1-1	5	1	1	0	0	19
*Oregon	24	7-13	2-5	1-1	0-4-4	4	0	3	0	0	17
*San Jose St.	22	3-14	2-6	0-0	0-2-2	0	1	1	0	0	8
*Hawaii	18	4-9	1-2	1-2	1-2-3	1	2	2	0	4	10
*Iowa St.	32	6-15	1-4	3-4	2-3-5	2	1	1	1	3	16
*Southern Miss	25	5-15	0-4	1-1	0-8-8	2	2	2	0	0	11
*Ark.-Little Rock	30	7-14	1-2	2-4	1-3-4	2	3	4	0	1	17
*SMU	21	4-10	2-6	3-4	0-2-2	2	2	1	0	2	13
*USC	37	6-19	3-8	4-6	2-4-6	3	3	2	0	1	19
*Alabama St.	32	9-20	4-12	6-7	0-5-5	0	4	1	0	1	28
Northwestern St.											
LSU											
Arkansas											
Tennessee											
Florida											
Ole Miss											
Alabama											
South Carolina											
Texas A&M											
Auburn											
Missouri											
Vanderbilt											
Ole Miss											
Georgia											
Texas A&M											
Kentucky											
Tennessee											

## VICTORIA VIVIANS' CAREER STATISTICS

### ALL GAMES

Year	GP	GS	Min	Avg	Total			3-Point			F-Throw			Rebounds				PF	FO	Ast	TO	Blk	Stl	Pts	Avg
					FG	FGA	Pct	FG	FGA	Pct	FT	FTA	Pct	Off	Def	Tot	Avg								
2014-15	34	34	891	26.2	171	465	.368	69	211	.327	94	126	.746	51	119	170	5.0	81	3	34	60	15	47	505	14.9
2015-16	36	36	1120	31.1	233	610	.382	79	256	.309	71	97	.732	42	168	210	5.8	98	2	37	63	10	62	616	17.1
2016-17	13	13	340	26.2	77	187	.412	23	71	.324	28	37	.757	7	40	47	3.6	28	1	21	22	1	16	205	15.8
<b>TOTAL</b>	<b>83</b>	<b>83</b>	<b>2351</b>	<b>28.3</b>	<b>481</b>	<b>1262</b>	<b>.381</b>	<b>171</b>	<b>538</b>	<b>.318</b>	<b>193</b>	<b>260</b>	<b>.742</b>	<b>100</b>	<b>327</b>	<b>427</b>	<b>5.1</b>	<b>207</b>	<b>6</b>	<b>92</b>	<b>145</b>	<b>26</b>	<b>125</b>	<b>1326</b>	<b>16.0</b>

### SEC GAMES

					Total			3-Point			F-Throw			Rebounds													
Year	GP	GS	Min	Avg	FG	FGA	Pct	FG	FGA	Pct	FT	FTA	Pct	Off	Def	Tot	Avg	PF	FO	Ast	TO	Blk	Stl	Pts	Avg		
2014-15	16	16	442	27.6	74	201	.368	29	89	.326	43	60	.717	21	47	68	4.3	39	0	13	29	10	17	220	13.8		
2015-16	16	16	526	32.9	92	266	.346	25	100	.250	37	50	.740	17	90	107	6.7	51	2	16	29	3	29	246	15.4		
2016-17																											
TOTAL	32	32	968	30.3	166	467	.355	54	189	.286	80	110	.727	38	137	175	5.5	90	2	29	58	13	46	466	14.6		



@HailStateWBK



Facebook.com/HailStateWBK



HailStateWBK



## MORGAN WILLIAM

Guard | 5-5 | Junior  
Birmingham, Ala. | Shades Valley HS

### CAREER HIGHS

POINTS	29, vs. ARKANSAS STATE (11-16-14)
REBOUNDS	6, 3x, LAST vs. TEXAS (11-20-16)
FG MADE	7, 2x, LAST vs. IOWA STATE (12-3-16)
FG ATTEMPTS	17, vs. TENNESSEE (1-28-16)
3PT FG MADE	4, vs. ARKANSAS STATE (11-16-14)
3PT FG ATTEMPTS	5, 2x, LAST AT TEXAS A&M (2-11-16)
FT MADE	13, 2x, LAST vs. TEXAS (11-20-16)
FT ATTEMPTS	16, vs. ARKANSAS STATE (11-16-14)
ASSISTS	11, vs. SAVANNAH ST. (11-29-15)
BLOCKS	2, vs. SAVANNAH ST. (11-29-15)
STEALS	5, 2x, LAST vs. MAINE (11-12-16)

### SEC HIGHS

POINTS	21, AT FLORIDA (1-3-16)
REBOUNDS	6, vs. TEXAS A&M (2-8-15)
FG MADE	7, AT FLORIDA (1-3-16)
FG ATTEMPTS	17, vs. TENNESSEE (1-28-16)
3PT FG MADE	2, 2x, LAST AT LSU (2-4-16)
3PT FG ATTEMPTS	5, AT TEXAS A&M (2-11-16)
FT MADE	9, 3x, LAST AT TEXAS A&M (2-11-16)
FT ATTEMPTS	12, AT ARKANSAS (1-31-16)
ASSISTS	7, 3x, LAST AT OLE MISS (2-21-16)
BLOCKS	1, 7x, LAST vs. ALABAMA (2-28-16)
STEALS	4, AT FLORIDA (1-3-16)

\* — SEC Tournament

### POSTSEASON HIGHS

POINTS	14, 2x, LAST vs. MICHIGAN STATE (3-20-16)
REBOUNDS	6, vs. MICHIGAN STATE (3-20-16)
FG MADE	3, vs. MICHIGAN STATE (3-20-16)
FG ATTEMPTS	9, vs. MICHIGAN STATE (3-20-16)
3PT FG MADE	1, 3x, vs. MICHIGAN STATE (3-20-16)
3PT FG ATTEMPTS	4, AT DUKE (3-22-15)
FT MADE	9, vs. TULANE (3-20-15)
FT ATTEMPTS	11, vs. TULANE (3-20-15)
ASSISTS	9, vs. MICHIGAN STATE (3-20-16)
BLOCKS	1, vs. CHATTANOOGA (3-18-16)
STEALS	3, vs. TULANE (3-20-15)

### WILLIAM'S BULLDOG BITES

- Named to the Naismith Preseason Watch List.
- Second Team Preseason All-SEC by league coaches.
- MSU career free-throw percentage leader (84%), third-highest by an active NCAA Division I player.
- Fourth among NCAA Division I juniors in career assists with 338.
- Tallied 12 points in the season Maine Tipoff Tournament opener against Villanova.
- Scored seven points and dished nine assists in the championship game against Maine. Also matched a career high with five steals.
- Named SEC Co-Player of the Week following a 23-point performance against No. 8 Texas that included a career high-tying 13 free throws and six rebounds.
- Averaged 4.7 assists in the Rainbow Wahine Showdown, including five each against Oregon and Hawaii and four against San Jose State.
- Put in 14 points in the win against Oregon.
- Scored a team-high 24 points, 13 in the second half and nine in overtime, in the Bulldogs' win at Iowa State.
- Hit a 3-pointer with 36 seconds left to cut the ISU lead to two and assisted Roshunda Johnson's tying triple with 10 seconds left.
- Tallied 10 points in State's road victory at Little Rock.
- Women of Troy Classic MVP after notching 11 points against SMU and 18 against USC.
- Passed 800-career points against Alabama State.

### WILLIAM'S 2016-17 GAME-BY-GAME STATISTICS (\* — INDICATES GAME STARTED)

Opponent	Min.	FG-A	3PT-A	FT-A	O-D-T	PF	Ast.	TO	Blk.	Stl.	Pts.
*Villanova	11	3-3	0-0	6-7	1-2-3	2	1	1	0	0	12
*Maine	27	2-6	0-0	3-4	1-1-2	2	9	3	0	5	7
*Tulane	26	3-6	1-3	0-0	0-0-0	1	2	2	0	1	7
*Texas	32	5-11	0-4	13-14	1-5-6	2	0	3	0	3	23
*Oregon	35	3-5	0-1	8-9	1-0-1	1	5	3	0	2	14
*San Jose St.	18	2-3	0-0	0-0	1-2-3	1	4	0	0	1	4
*Hawaii	22	2-6	0-1	0-0	0-1-1	2	5	1	0	2	4
*Iowa St.	38	7-12	1-3	9-12	0-2-2	3	5	7	0	2	24
*Southern Miss	27	1-3	0-1	3-4	0-1-1	0	6	4	0	2	5
*Ark.-Little Rock	37	3-6	0-0	4-6	0-1-1	1	2	0	0	0	10
*SMU	22	5-6	1-1	0-0	0-1-1	2	5	4	0	2	11
*USC	27	5-10	0-1	8-9	1-1-2	0	0	5	1	3	18
*Alabama St.	24	2-4	0-0	5-8	0-0-0	4	5	0	0	2	9

Northwestern St.

LSU

Arkansas

Tennessee

Florida

Ole Miss

Alabama

South Carolina

Texas A&M

Auburn

Missouri

Vanderbilt

Ole Miss

Georgia

Texas A&M

Kentucky

Tennessee

## MORGAN WILLIAM'S CAREER STATISTICS

### ALL GAMES

Year	GP	GS	Min	Avg	Total			3-Point			F-Throw			Rebounds				PF	FO	Ast	TO	Blk	Stl	Pts	Avg
					FG	FGA	Pct	FG	FGA	Pct	FT	FTA	Pct	Off	Def	Tot	Avg								
2014-15	34	0	727	21.4	74	209	.354	17	53	.321	144	171	.842	22	39	61	1.8	67	0	123	103	7	49	309	9.1
2015-16	36	36	1075	29.9	95	296	.321	18	66	.273	141	167	.844	22	60	82	2.3	70	1	176	100	7	40	349	9.7
2016-17	13	13	346	26.6	43	81	.531	3	15	.200	59	73	.808	6	17	23	1.8	21	0	49	33	1	25	148	11.4
<b>TOTAL</b>	<b>83</b>	<b>49</b>	<b>2148</b>	<b>25.9</b>	<b>212</b>	<b>586</b>	<b>.362</b>	<b>38</b>	<b>134</b>	<b>.284</b>	<b>344</b>	<b>411</b>	<b>.837</b>	<b>50</b>	<b>116</b>	<b>166</b>	<b>2.0</b>	<b>158</b>	<b>1</b>	<b>348</b>	<b>236</b>	<b>15</b>	<b>114</b>	<b>806</b>	<b>9.7</b>

### SEC GAMES

					Total			3-Point			F-Throw			Rebounds													
Year	GP	GS	Min	Avg	FG	FGA	Pct	FG	FGA	Pct	FT	FTA	Pct	Off	Def	Tot	Avg	PF	FO	Ast	TO	Blk	Stl	Pts	Avg		
2014-15	16	0	345	21.6	30	95	.316	4	23	.174	52	61	.852	10	25	35	2.2	32	0	51	54	4	14	116	7.3		
2015-16	16	16	529	33.1	48	149	.322	9	34	.265	70	86	.814	8	29	37	2.3	32	1	80	50	3	20	175	10.9		
2016-17																											
TOTAL	32	16	874	27.3	78	244	.320	13	57	.228	122	147	.830	18	54	72	2.3	64	1	131	104	7	34	291	9.1		



@HailStateWBK



Facebook.com/HailStateWBK



HailStateWBK





AMESHYA WILLIAMS

Foward | 6-1 | Freshman  
Gulfport, Miss. | West Harrison HS

CAREER HIGHS

POINTS	12, vs. ALABAMA STATE (12-20-16)
REBOUNDS	8, vs. SAN JOSE STATE (11-26-16)
FG MADE	4, vs. ALABAMA STATE (12-20-16)
FG ATTEMPTS	8, vs. SAN JOSE STATE (11-26-16)
3PT FG MADE	—
3PT FG ATTEMPTS	—
FT MADE	4, 2x, LAST vs. ALABAMA STATE (12-20-16)
FT ATTEMPTS	5, vs. ALABAMA STATE (12-20-16)
ASSISTS	1, vs. ALABAMA STATE (12-20-16)
BLOCKS	3, vs. SMU (12-16-16)
STEALS	3, vs. ALABAMA STATE (12-20-16)

SEC HIGHS

POINTS	—
REBOUNDS	—
FG MADE	—
FG ATTEMPTS	—
3PT FG MADE	—
3PT FG ATTEMPTS	—
FT MADE	—
FT ATTEMPTS	—
ASSISTS	—
BLOCKS	—
STEALS	—

\* — SEC Tournament

POSTSEASON HIGHS

POINTS	—
REBOUNDS	—
FG MADE	—
FG ATTEMPTS	—
3PT FG MADE	—
3PT FG ATTEMPTS	—
FT MADE	—
FT ATTEMPTS	—
ASSISTS	—
BLOCKS	—
STEALS	—

WILLIAMS' BULLDOG BITES

- Scored five points against Villanova in her MSU debut and three points to go with five rebounds against host Maine in the Maine Tipoff Tournament championship game.
- Put in four points on 4 of 4 at the free-throw line against Tulane, her first game back in her hometown.
- Played 12 minutes against San Jose State, contributing personal bests with six points and eight rebounds.
- Tallied four points and four rebounds in three minutes at Southern Miss.
- Scored a season-high 12 points and tied the team high with six rebounds against Alabama State.

WILLIAMS' 2016-17 GAME-BY-GAME STATISTICS (\* — INDICATES GAME STARTED)

Opponent	Min.	FG-A	3PT-A	FT-A	O-D-T	PF	Ast.	TO	Blk.	Stl.	Pts.
Villanova	5	1-2	0-0	3-3	0-0-0	2	0	0	0	0	5
Maine	8	1-5	0-0	1-3	4-1-5	3	0	0	0	1	3
Tulane	5	0-0	0-0	4-4	1-2-3	0	0	1	0	0	4
Texas											
Oregon											
San Jose St.	12	2-8	0-0	2-2	4-4-8	0	0	2	2	1	6
Hawaii	4	1-3	0-0	0-0	2-0-2	1	0	0	0	0	2
Iowa St.											
Southern Miss	3	2-4	0-0	0-0	2-2-4	0	0	0	0	0	4
Ark.-Little Rock											
SMU	13	2-5	0-0	0-0	1-6-7	1	0	1	3	2	4
USC											
Alabama St.	16	4-5	0-0	4-5	4-2-6	1	1	1	0	3	12
Northwestern St.											
LSU											
Arkansas											
Tennessee											
Florida											
Ole Miss											
Alabama											
South Carolina											
Texas A&M											
Auburn											
Missouri											
Vanderbilt											
Ole Miss											
Georgia											
Texas A&M											
Kentucky											
Tennessee											

AMESHYA WILLIAMS' CAREER STATISTICS

ALL GAMES

Year	GP	GS	Min	Avg	Total			3-Point			F-Throw			Rebounds				PF	FO	Ast	TO	Blk	Stl	Pts	Avg
					FG	FGA	Pct	FG	FGA	Pct	FT	FTA	Pct	Off	Def	Tot	Avg								
2016-17	8	0	66	8.3	13	32	.406	0	0	.000	14	17	.824	18	17	35	4.4	8	0	1	5	5	7	40	5.0
TOTAL	8	0	66	8.3	13	32	.406	0	0	.000	14	17	.824	18	17	35	4.4	8	0	1	5	5	7	40	5.0

SEC GAMES

Year	GP	GS	Min	Avg	Total			3-Point			F-Throw			Rebounds				PF	FO	Ast	TO	Blk	Stl	Pts	Avg
					FG	FGA	Pct	FG	FGA	Pct	FT	FTA	Pct	Off	Def	Tot	Avg								
2016-17																									
TOTAL																									



## 2016-17 GAME RECAPS

## GAME 1 — NOV. 11, 2016 • BANGOR, MAINE

	1ST	2ND	3RD	4TH	FINAL
VILLANOVA	12	14	19	17	62
10/11 MISSISSIPPI ST.	25	30	25	28	108

## Villanova 62 • 0-1

#	Player		Total		3-Ptr		Rebounds					PF	TP	A			Blk	Stl	Min
			FG-FGA	FG-FGA	FT-FTA	Off	Def	Tot	A	To	Blk								
21	Tucker, Jannah	f	1-8	0-4	0-0	1	0	1	3	2	0	3	0	0	0	0	0	17	
32	Wilkes, Samantha	f	1-7	0-1	0-0	1	2	3	2	2	0	1	0	0	0	0	0	25	
12	Quinn, Meghan	c	2-6	0-2	0-0	0	1	1	4	4	3	2	0	0	0	0	0	19	
02	Louin, Alex	g	4-13	1-4	2-3	3	1	4	1	11	3	1	0	0	0	0	0	28	
31	Hahn, Adrianna	g	3-3	0-0	2-2	0	2	2	4	8	0	1	0	0	0	0	0	22	
04	Herlinhy, Bridget	g	1-3	0-1	1-4	2	0	2	4	3	1	1	0	0	0	0	0	13	
04	Crispin, Karlie	g	0-0	0-0	0-0	0	0	0	0	0	0	0	0	0	0	0	0	1	
11	Dillard, Jordan	g	2-4	0-1	0-0	1	1	2	3	4	2	2	0	0	0	0	0	19	
25	Jekot, Kelly	g	2-3	0-0	8-9	1	1	2	2	12	1	0	0	0	2	2	2	22	
30	Gedaka, Mary	g	4-7	0-0	4-6	2	2	4	1	12	0	1	0	0	1	0	0	20	
45	Stant, Grace	g	1-3	0-1	2-2	0	0	0	3	4	1	0	0	0	0	0	0	14	
	Team					1	2	3											
Totals			21-57	1-14	19-26	12	12	24	27	62	11	12	0	3	200				
1st FT %			5-13 38.5%	0-4 0.0%	7-17 41.2%	4th 5-11 45.5%	Game: 21-57 38.8%			Deadball Rebounds 2									
2nd FT %			0-4 0.0%	6-8 75.0%	3rd 1-4 25.0%	19-26 73.1%													

1st FG %:	5-13	38.5%	2nd:	4-16	25.0%	3rd:	7-17	41.2%	4th:	5-11	45.5%	Game:	21-57	36.8%	Deadball
3FG %:	0-4	0.0%		0-4	0.0%		1-4	25.0%		0-2	0.0%		1-14	7.1%	Rebounds
FT %:	2-2	100.0%		6-8	75.0%		4-6	66.7%		7-10	70.0%		19-26	73.1%	2

## Mississippi State 108 • 1-0

#	Player		Total		3-Ptr	Rebounds					PF	TP	A			Blk	Stl	Min
			FG	FGA	FT	FTA	Off	Def	Tot	PF			TP	A	To			
03	Breanna Richardson	f	2-3	0-0	2-2	1	1	2	2	6	1	0	0	0	0	0	17	
45	Chinwe Okorie	c	4-6	0-0	3-4	2	6	8	0	11	1	0	0	0	0	0	18	
00	Dominique Dillingham	g	4-6	0-0	3-4	1	2	3	3	11	0	1	0	1	0	1	26	
02	Morgan William	g	3-3	0-0	6-7	1	2	3	2	12	1	1	0	0	0	0	11	
35	Victoria Vivians	g	2-4	0-0	0-1	1	1	2	3	4	1	0	0	0	0	0	10	
01	Blair Schaefer	g	0-3	0-0	3-4	0	4	4	2	3	1	1	0	1	0	1	23	
04	Ameshya Williams	g	1-2	0-0	3-3	0	0	0	2	5	0	0	0	0	0	0	5	
10	Jazzmun Holmes	g	4-8	1-1	3-4	1	1	2	2	12	5	1	0	0	0	0	22	
11	Roshunda Johnson	g	8-9	3-4	2-2	0	0	0	1	21	1	2	0	0	0	0	14	
12	Jacaira Allen	g	4-8	0-0	2-2	4	2	6	1	10	0	0	0	0	1	1	14	
13	Ketara Chapel	g	1-1	0-0	0-0	1	3	4	3	2	4	0	0	0	1	1	23	
15	Teaira McCowan	g	5-9	0-0	1-2	1	6	7	5	11	0	0	1	0	0	0	17	
Team						1	1	2										
Totals			38-62	4-5	28-35	14	29	43	26	108	15	6	1	4			200	

1st FG %:	9-14	64.3%	2nd:	13-18	72.2%	3rd:	7-13	53.8%	4th:	9-17	52.9%	Game:	38-62	61.3%	Deadball
3FG %:	0-0	0.0%		2-2	100.0%		0-0	0.0%		2-3	66.7%		4-5	80.0%	Rebounds
FT %:	7-8	87.5%		2-2	100.0%		11-16	68.8%		8-9	88.9%		28-35	80.0%	5

Officials: Elizabeth Kuzmeski, Larry Ruffing, Eric Striba  
 Technical fouls: Villanova-None. Mississippi State-None.  
 Attendance: 2416  
 Tipoff Tournament Game Two

Score by periods	1st	2nd	3rd	4th	Total
Villanova	12	14	19	17	62
Mississippi State	25	30	25	28	108

Points	In Paint	Off T/O	2nd Chance	Fast Break	Bench
VU	28	5	13	0	35
MS	48	18	26	2	64

## GAME 2 — NOV. 12, 2016 • BANGOR, MAINE

	1ST	2ND	3RD	4TH	FINAL
10/11 MISSISSIPPI ST.	21	25	17	24	87
MAINE	12	11	7	13	43

## Mississippi State 87 • 2-0

#	Player		Total		3-Ptr		Rebounds			PF	TP	A TO		Blk	Stl	Min
			FG-FGA	FG-FGA	FT-FTA	Off	Def	Tot								
03	Breanna Richardson	f	3-6	0-0	0-0	1	3	4	2	6	2	0	0	0	22	
45	Chinwe Okorie	c	1-3	0-0	0-0	2	1	3	4	2	0	4	0	0	16	
00	Dominique Dillingham	g	2-4	1-3	2-2	1	1	2	3	7	1	0	0	0	24	
02	Morgan William	g	2-6	0-0	3-4	1	1	2	2	7	9	3	0	5	27	
35	Victoria Vivians	g	9-19	4-11	4-4	0	3	3	1	26	1	3	0	3	29	
01	Blair Schaefer	f	2-3	2-3	0-0	0	2	2	1	6	1	0	0	1	11	
04	Ameshya Williams	g	1-5	0-0	1-3	4	1	5	3	3	0	0	0	1	8	
10	Jazzmun Holmes	g	1-1	0-0	0-0	0	0	0	2	2	4	2	1	0	13	
11	Roshunda Johnson	g	4-5	4-4	2-2	0	2	2	0	14	1	0	0	1	13	
12	Jacaira Allen	g	1-1	0-0	0-0	0	1	1	0	2	0	1	0	0	6	
13	Ketara Chapel	g	1-2	0-0	0-0	0	0	0	1	2	1	0	0	1	10	
15	Teaira McCowan	g	4-5	0-0	0-0	3	4	7	3	8	1	2	0	1	18	
25	Zion Campbell	g	1-1	0-0	0-0	0	0	0	0	2	0	0	0	0	3	
Team						2	3	5								
Totals			32-61	11-21	12-15	14	22	36	22	87	21	15	1	13	200	

1st FG %:	9-19	47.4%	2nd:	9-14	64.3%	3rd:	5-12	41.7%	4th:	9-16	56.3%	Game:	32-61	52.5%	Deadball
3FG %:	1-5	20.0%		6-7	71.4%		0-3	0.0%		5-6	83.3%		11-21	52.4%	Rebounds
FT %:	2-2	100.0%		2-2	100.0%		7-8	87.5%		1-3	33.3%		12-15	80.0%	2

## Maine 43 • 1-1

#	Player	Total			3-Ptr		Rebounds			PF	TP	A	TO	Blk	Stl	Min
		FG-FGA	FG-FGA	FT-FTA	Off	Def	Total									
13	Sole, Laia	f	3-9	0-1	2-2	2	2	4	2	8	2	5	0	0	36	
03	Caceres, Naira	g	3-8	0-3	2-3	1	2	3	3	8	1	6	0	0	35	
22	Millan, Bianca	g	1-4	0-1	0-0	0	0	0	3	2	2	3	0	1	27	
23	Sutton, Tanesha	g	3-3	0-0	0-0	0	1	1	4	6	0	4	0	0	20	
22	Koizar, Sigi	g	3-10	0-3	1-1	0	2	2	4	7	3	6	0	2	33	
05	Stojasavljevic, T.	g	0-1	0-0	1-2	0	0	0	0	1	0	1	0	0	3	
10	Brosseau, Julie	g	2-6	2-4	1-2	0	1	1	2	7	1	0	0	0	19	
21	Jones, Sheraton	g	0-1	0-0	0-0	0	0	0	0	0	0	0	0	0	5	
31	Kelava, Anita	g	2-3	0-0	0-0	1	3	4	1	4	0	0	2	0	22	
Team						3	5	8				1				
Totals			17-45	2-12	7-10	7	16	23	19	43	9	26	2	3	200	
1st - FG %: 4-10 40.0% 2nd: 5-9 55.6% 3rd: 1-11 27.3% 4th: 5-15 33.3% Game: 17-45 37.8% Deadball																
1st - FT %: 1-3 33.3% 2nd: 0-0 0.0% 3rd: 0-4 0.0% 4th: 1-5 20.0% 5th: 2-6 33.3% 6th: 2-6 33.3%																
1st - FT %: 3-3 100.0% 2nd: 1-2 50.0% 3rd: 1-3 33.3% 4th: 1-3 33.3% 5th: 2-4 50.0% 6th: 2-4 50.0%																
Rebounds																

1st FG %:	4-10	40.0%	2nd:	5-9	55.6%	3rd:	3-11	27.3%	4th:	5-15	33.3%	Game:	17-45	37.8%	Deadball
3FG %:	1-3	33.3%		0-0	0.0%		0-4	0.0%		1-5	20.0%		2-12	16.7%	Rebounds
FT %:	3-3	100.0%		1-2	50.0%		1-2	50.0%		2-3	66.7%		7-10	70.0%	2

Officials: Michael Schmidt, Shawn Goode, Christopher Poles  
 Technical fouls: Mississippi State-None. Maine-None.  
 Attendance: 2182  
 Tip-Off Championship Game

Score by periods	1st	2nd	3rd	4th	Total
Mississippi State	21	25	17	24	87
Maine	12	11	7	13	43

Points	In Paint	Off T/O	2nd Chance	Fast Break	Bench
MS	24	37	12	2	39
MAINE	18	17	0	2	12

Last FG - MS 4th-02:16, MAINE 4th-02:16.  
 Largest lead - MS by 44 4th-02:16, MAINE None.  
 MS led for 39:41, MAINE led for 00:00. Game was tied for 00:19.

## GAME 3 — NOV. 16, 2016 • BILOXI, MISS.

	1ST	2ND	3RD	4TH	FINAL
TULANE	10	6	16	17	49
10/9 MISSISSIPPI ST	18	18	11	19	66

## Tulane 49 • 1-1

#	Player	Total		3-Ptr		Rebounds			PF	TP	A TO Blk Stl				Min
		FG	FGA	FG	FGA	FT	FTA	Off			Def	Tot	A	TO	
25	Harlyn Wyatt	f	4-4	0-0	2-3	1	1	2	2	10	0	0	0	2	22
03	Kolby Morgan	g	0-7	0-3	1-2	0	0	0	1	1	1	5	0	2	27
11	Leslie Vorpahl	g	9-11	2-3	0-0	0	1	1	3	20	1	6	1	0	26
22	Meredith Schulte	g	2-5	0-2	2-2	0	3	3	4	6	0	2	0	0	23
33	Courtnee Latham	g	3-6	0-1	0-0	0	1	1	3	6	2	7	0	0	34
01	Shakira Harding	g	0-2	0-1	2-2	0	1	1	1	2	1	1	0	0	7
05	Kayla Manuirirangi	g	0-1	0-0	0-0	0	0	0	1	0	0	0	0	0	6
13	Caylah Cruickshank	g	0-0	0-0	2-2	0	1	1	1	2	0	0	0	0	5
15	Tene Thompson	g	1-2	0-0	0-0	1	1	2	1	2	0	0	0	0	14
24	Maddison Wells	g	0-1	0-0	0-0	1	4	5	1	0	0	1	1	2	21
34	Ksenija Madzarevic	g	0-1	0-0	0-0	0	1	1	1	0	0	2	0	0	10
45	Brogan Jones	g	0-0	0-0	0-0	0	0	0	3	0	0	0	1	0	5
	Team					3	6	9				3			
	Totals		19-40	2-10	9-11	6	20	26	22	49	5	27	3	6	200

## 2016-17 GAME RECAPS

## GAME 5 — NOV. 25, 2016 • HONOLULU, HAWAII

7/7 MISSISSIPPI ST.  
OREGON

1ST	2ND	3RD	4TH	FINAL
20	19	14	22	75
17	13	17	16	63

## Mississippi State 75 • 5-0

#	Player	Total		3-Ptr		Rebounds		PF	TP	A	TO	Blk	Stl	Min
		FG	FGA	FT	FTA	Off	Def							
03	Breanna Richardson	f	1-1	0-0	2-2	1	4	5	2	4	0	3	1	0
45	Chinwe Okorie	c	4-9	0-0	3-6	2	4	6	4	11	0	0	0	27
00	Dominique Dillingham	g	3-4	1-1	0-0	2	1	3	2	7	3	1	0	1
02	Morgan William	g	3-5	0-1	8-9	1	0	1	1	14	5	3	0	2
35	Victoria Vivians	g	7-13	2-5	1-1	0	4	4	4	17	0	3	0	24
01	Blair Schaefer		0-2	0-1	0-0	0	1	1	0	0	0	0	0	9
10	Jazzmun Holmes		0-0	0-0	0-0	0	0	0	0	1	1	0	0	5
11	Roshunda Johnson		2-4	1-3	3-4	2	0	2	1	8	1	0	0	14
12	Jacaira Allen		1-1	0-0	0-0	0	0	0	2	2	1	1	0	5
13	Ketara Chapel		2-5	0-0	0-0	0	0	0	2	4	2	2	2	33
15	Teaira McCowan		4-8	0-0	0-0	1	2	3	1	8	0	0	1	0
	Team					1	2	3						
	Totals		27-52	4-11	17-22	10	18	28	19	75	13	14	4	5
	1st FG %:	8-13	61.5%	2nd: 7-11	63.6%	3rd: 5-13	38.5%	4th: 7-15	46.7%	Game: 27-52	51.9%	Deadball		
	3FG %:	0-1	0.0%	0-1	0.0%	2-5	40.0%	2-4	50.0%	4-11	36.4%	Rebounds		
	FT %:	4-7	57.1%	5-6	83.3%	2-3	66.7%	6-6	100.0%	17-22	77.3%	2,3		

## Oregon 63 • 4-1

#	Player	Total		3-Ptr		Rebounds		PF	TP	A	TO	Blk	Stl	Min
		FG	FGA	FT	FTA	Off	Def							
11	Vandenber, Jacinta	f	1-1	0-0	1-2	2	0	2	3	3	2	2	0	30
24	Hebard, Ruthy	f	2-4	0-0	1-2	2	2	4	2	5	0	1	0	15
05	Cazorla, Maite	g	4-9	1-5	2-2	0	0	0	4	11	2	2	0	1
10	Bando, Lexi	g	5-10	2-5	2-2	1	5	6	1	14	2	0	0	3
20	Ionescu, Sabrina	g	5-11	2-7	2-2	2	3	5	4	14	4	6	0	0
02	Yaeger, Morgan		2-2	0-0	0-0	0	0	0	2	4	1	2	0	0
11	Woods, Jayde		0-2	0-0	0-0	0	0	0	0	4	1	0	0	0
12	Trinder, Megan		0-1	0-0	2-2	0	1	1	1	2	0	0	0	7
13	Moore, Mar'Shay		0-2	0-1	0-0	1	0	1	0	0	0	0	0	3
14	Giomi, Lydia		0-1	0-0	0-2	0	0	0	1	0	0	1	0	0
22	Yearwood, Lauren		0-1	0-0	0-0	0	0	0	0	0	0	1	0	0
32	Gildon, Oti		1-3	0-0	2-2	0	1	1	2	4	0	1	0	1
44	McGwire, Mallory		3-4	0-0	0-0	0	2	2	2	6	0	0	0	0
52	Campisano, Sierra		0-1	0-0	0-0	0	0	0	1	0	0	0	0	9
	Team					0	2	2						
	Totals		23-52	5-18	12-16	8	16	24	27	63	12	16	2	5
	1st FG %:	6-15	40.0%	2nd: 5-13	38.5%	3rd: 6-13	46.2%	4th: 6-11	54.5%	Game: 23-52	44.2%	Deadball		
	3FG %:	1-7	14.3%	1-5	20.0%	3-4	75.0%	0-2	0.0%	5-18	27.8%	Rebounds		
	FT %:	4-4	100.0%	2-4	50.0%	2-4	50.0%	4-4	100.0%	12-16	75.0%	4,2		

Officials: Skelly Wingard, Jennifer Leach, Ethan Kahoano  
 Technical fouls: Mississippi State-None, Oregon-None.  
 Attendance:

Score by periods	1st	2nd	3rd	4th	Total
Mississippi State	20	19	14	22	75
Oregon	17	13	17	16	63

Last FG - MS 4th-00:03, ORE 4th-00:48.  
 Largest lead - MS by 12 4th-00:03, ORE by 3 1st-09:01.  
 MS led for 37:15. ORE led for 00:53. Game was tied for 01:52.

Points	In	Off	2nd	Fast	Bench
MS	Paint	T/O	Chance	Break	
ORE	26	16	9	0	22
					16

Score tied - 2 times.  
 Lead changed - 1 time.

## GAME 6 — NOV. 26, 2016 • HONOLULU, HAWAII

SAN JOSE ST.  
7/7 MISSISSIPPI ST.

1ST	2ND	3RD	4TH	FINAL
12	10	14	15	51
21	17	23	27	88

## San Jose State 51 • 2-4

#	Player	Total		3-Ptr		Rebounds		PF	TP	A	TO	Blk	Stl	Min
		FG	FGA	FT	FTA	Off	Def							
01	LADD, Myzhanique	*	3-5	0-1	3-4	0	4	4	3	9	1	2	0	0
03	BAIRD, Paris	*	1-8	1-5	0-0	0	2	2	2	3	0	2	0	2
11	SMITH, Jasmine	*	5-7	0-0	1-4	2	2	4	2	11	0	1	0	1
20	WEST, Rachol	*	0-2	0-2	0-0	0	0	0	1	0	0	1	0	1
21	RAMOS, Dezz	*	3-10	0-0	0-0	1	1	2	3	6	2	4	0	0
02	KOHLHAAS, Andrea		1-2	1-1	0-0	0	3	3	0	3	1	4	0	0
04	HAFOKA, Fieme'a		0-3	0-1	0-0	0	1	1	0	1	1	0	0	0
23	GENNETT, Hallie		2-8	2-5	0-0	0	3	3	1	6	0	2	0	0
24	HARRIS, Alexis		2-3	0-0	0-0	0	1	1	2	4	0	1	0	1
30	TURNER, Taylor		3-6	0-1	3-3	1	0	1	3	9	1	4	0	0
	Team					2	5	7						
	Totals		20-54	4-16	7-11	6	22	28	18	51	6	24	0	6
	1st FG %:	5-12	41.7%	2nd: 4-13	30.8%	3rd: 5-13	38.5%	4th: 6-16	37.5%	Game: 20-54	37.0%	Deadball		
	3FG %:	0-2	0.0%	2-6	33.3%	1-3	33.3%	1-5	20.0%	4-16	25.0%	Rebounds		
	FT %:	2-3	66.7%	0-0	0.0%	3-6	50.0%	1-2	100.0%	7-11	63.6%	3		

## Mississippi State 88 • 6-0

#	Player	Total		3-Ptr		Rebounds		PF	TP	A	TO	Blk	Stl	Min
		FG	FGA	FT	FTA	Off	Def							
00	Dominique Dillingham	*	3-8	1-2	0-0	0	1	1	0	7	0	0	0	18
02	Morgan William	*	2-3	0-0	0-0	1	2	3	1	4	4	0	0	1
03	Breanna Richardson	*	5-7	0-0	0-1	2	3	5	3	10	1	2	1	0
35	Victoria Vivians	*	3-14	2-6	0-0	0	2	2	0	8	1	1	0	0
45	Chinwe Okorie	*	3-7	0-0	1-6	7	2	9	1	7	0	0	1	1
01	Blair Schaefer		2-4	2-4	2-2	0	0	0	0	8	0	1	0	1
04	Amesha Williams		2-8	0-0	2-2	4	4	8	0	6	0	2	2	1
10	Jazzmun Holmes		2-3	0-0	0-0	1	2	3	2	4	8	0	0	2
11	Roshunda Johnson		2-6	1-4	0-0	1	0	1	2	5	3	1	0	1
12	Jacaira Allen		7-9	0-0	0-0	2	0	2	2	14	2	2	0	0
13	Ketara Chapel		2-3	0-0	0-0	3	2	5	0	4	0	1	0	0
15	Teaira McCowan		4-11	0-0	1-2	7	9	16	1	9	0	2	1	0
25	Zion Campbell		1-1	0-0	0-0	0	0	0	0	2	0	0	0	2
	Team					1	2	3						
	Totals		38-84	6-16	6-13	29	29	58	11	88	19	13	5	7
	1st FG %:	9-22	40.9%	2nd: 7-18	38.9%	3rd: 11-26	42.3%	4th: 11-18	61.1%	Game: 38-84	45.2%	Deadball		
	3FG %:	3-6	50.0%	0-3	0.0%	0-0	0.0%	3-7	42.9%	6-16	37.5%	Rebounds		
	FT %:	0-2	0.0%	3-6	50.0%	2-2	100.0%	2-2	100.0%	6-13	46.2%	2		

Officials: Kaili Kimura, Jennifer Leach, Patrick Black-Santaigo  
 Technical fouls: San Jose State-None, Mississippi State-None.  
 Attendance:

Score by periods	1st	2nd	3rd	4th	Total
San Jose State	12	10	14	15	51
Mississippi State	21	17	23	27	88

Last FG - SJ 4th-00:28, MS 4th-01:03.  
 Largest lead - SJ None, MS by 39 4th-01:03.

Score tied - 0 times.  
 Lead changed - 0 times.

## GAME 7 — NOV. 27, 2016 • HONOLULU, HAWAII

7/7 MISSISSIPPI ST.  
HAWAII

1ST	2ND	3RD	4TH	FINAL
13	20	20	13	66
11	8	15	7	41

## Mississippi State 66 • 7-0

#	Player	Total			3-Ptr		Rebounds			PF	TP	A	TO	Blk	Stl	Min
		FG	FGA	FG%	FT	FTA	Off	Def	Tot							
03	Breanna Richardson	f	1-3	0-0	0-0		1	2	3	3	2	2	3	0	2	18
45	Chinwe Okorie	c	8-10	0-0	2-5		4	3	7	1	18	0	1	0	0	23
00	Dominique Dillingham	g	3-7	3-4	0-0		1	1	2	2	9	3	1	0	1	22
02	Morgan William		2-6	0-1	0-0		0	1	1	2	4	5	1	0	2	22
35	Victoria Vivians	g	4-9	1-2	1-2		1	2	3	1	10	2	2	0	4	18
01	Blair Schaefer		1-7	0-4	1-1		0	1	1	1	3	1	3	0	1	13
04	Amesha Williams		1-3	0-0	0-0		2	0	2	1	2	0	0	0	4	4
10	Jazzmun Holmes		1-3	0-1	0-0		0	5	5	2	2	2	0	0	0	18
11	Roshunda Johnson		3-7	2-5	0-0		0	2	2	1	8	0	2	0	2	17
12	Jacaira Allen		1-3	0-1	0-0		0	0	0	0	2	0	1	0	1	10
13	Ketara Chapel		1-3	0-0	3-4		3	0	3	0	5	1	4	0	0	20
25	Teaira McCowan		0-3	0-0	1-2		3	1	4	1	1	0	2	1	1	13
25	Zion Campbell		0-0	0-0	0-0		1	1	2	1	0	0	0	0	0	2
	Team						2	2	4	1						
Totals			26-64	6-18	8-14		18	21	39	20	66	16	20	1	14	200



## 2016-17 GAME RECAPS

## GAME 9 — DEC. 10, 2016 • HATTIESBURG, MISS.

	1ST	2ND	3RD	4TH	FINAL
5/5 MISSISSIPPI ST.	21	12	18	21	72
SOUTHERN MISS	6	16	12	16	50

## Mississippi State 72 • 9-0

#	Player	Total		3-Ptr		Rebounds		PF	TP	A	TO	Blk	Stl	Min
		FG-FGA	FT-FTA	FG-FGA	FT-FTA	Off	Def							
03	Breanna Richardson	f	7-9	0-0	5-7	6	4	10	1	19	3	2	0	29
45	Chinwe Okorie	c	8-10	0-0	2-4	2	7	9	2	18	1	0	2	35
02	Morgan William	g	1-3	0-1	3-4	0	1	1	0	5	6	4	0	27
11	Roshunda Johnson	g	0-5	0-3	0-0	3	0	3	2	0	3	1	0	21
35	Victoria Vivians	g	5-15	0-4	1-1	0	8	8	2	11	2	2	0	25
04	Blair Schaefer		2-9	1-3	2-2	0	3	3	1	7	0	0	0	28
01	Ameshya Williams		2-4	0-0	0-0	2	2	4	0	4	0	0	0	3
10	Jazzmun Holmes		0-1	0-0	2-2	0	0	0	2	3	1	0	2	13
12	Jacaira Allen		2-4	0-0	0-0	0	2	2	3	4	0	2	0	1
13	Ketara Chapel		0-0	0-0	0-0	2	0	2	0	0	1	0	0	8
15	Teaira McCowan		1-2	0-0	0-0	0	0	0	0	2	0	0	0	5
Team						1	1	2			2			
Totals			28-62	1-11	15-20	16	28	44	11	72	19	14	2	200

1st - FG %: 8-17 47.1% 2nd: 5-15 33.3% 3rd: 8-15 53.3% 4th: 7-15 46.7% Game: 28-62 45.2% Deadball Rebounds 1  
3FG %: 0-5 0.0% 1-6 16.7% 0-0 0.0% 0-0 0.0% 1-1 100.0% 4-5 80.0%  
FT %: 5-6 83.3% 1-2 50.0% 2-3 66.7% 7-9 77.8% 15-20 75.0%

## Southern Miss 50 • 7-2

#	Player	Total		3-Ptr		Rebounds		PF	TP	A	TO	Blk	Stl	Min
		FG-FGA	FT-FTA	FG-FGA	FT-FTA	Off	Def							
21	KING,JAYLA	f	3-8	0-3	2-2	5	5	10	1	8	3	1	1	37
03	JEWETT-GILES,KERI	g	1-6	1-1	2-2	0	1	1	2	5	2	3	0	27
05	HAILES,SHONTE	g	4-5	1-1	0-0	0	3	3	3	9	2	3	0	24
12	DINKINS,BRITTANNY	g	7-19	2-7	2-2	2	3	5	5	18	2	3	1	31
22	BROWN,MEGAN	g	2-6	0-0	2-4	0	1	1	5	6	1	1	0	25
01	VEIGA,TAJANAY		0-1	0-0	0-2	0	2	2	3	0	0	3	0	1
02	COTTON,LASHYRA		1-2	0-0	2-2	1	2	3	1	4	1	1	0	19
24	NORRIS,BRITTNY		0-4	0-2	0-0	0	1	1	1	0	0	0	0	1
34	LEAPHART,RESPECT		0-1	0-1	0-0	0	1	1	0	0	0	1	0	1
Team						0	3	3						
Totals			18-52	4-15	10-14	8	22	30	21	50	11	16	3	200

1st - FG %: 3-14 21.4% 2nd: 5-13 38.5% 3rd: 4-13 30.8% 4th: 6-12 50.0% Game: 18-52 34.6% Deadball Rebounds 2  
3FG %: 0-4 0.0% 2-4 50.0% 0-3 0.0% 2-5 40.0% 4-15 26.7%  
FT %: 0-0 0.0% 4-4 100.0% 0-8 0.0% 2-2 100.0% 10-14 71.4%

Officials: Brian Hall, Eric Koch and Kelly Johnson

Technical fouls: Mississippi State-None. Southern Miss-None.

Attendance: 2890

Score by periods	1st	2nd	3rd	4th	Total
Mississippi State	21	12	18	21	72
Southern Miss	6	16	12	16	50

	In	Off	2nd	Fast	Bench
Points	Paint	T/O	Chance	Break	
MS	46	14	12	8	19
USM	16	13	4	4	4

Last FG - MS 4th-00:22, USM 4th-00:10.

Largest lead - MS by 24 4th-02:28, USM None.

MS led for 39:48. USM led for 00:00. Game was tied for 00:12.

Score tied - 0 times.  
Lead changed - 0 times.

## GAME 11 — DEC. 16, 2016 • LOS ANGELES, CALIF.

	1ST	2ND	3RD	4TH	FINAL
SMU	8	10	14	10	42
5/5 MISSISSIPPI ST.	19	25	31	16	91

## SMU 42 • 6-4

#	Player	Total		3-Ptr		Rebounds		PF	TP	A	TO	Blk	Stl	Min
		FG-FGA	FT-FTA	FG-FGA	FT-FTA	Off	Def							
10	FROLING, Alicia	f	1-6	0-0	3-6	1	5	6	3	5	1	4	0	27
20	THOMAS, Dai'ja	f	0-3	0-0	1-2	2	3	5	0	1	2	3	1	20
00	PERRY, Kiara	f	6-10	0-1	5-6	0	3	3	2	17	2	3	0	17
03	ADAMS, McKenzie	g	1-7	0-1	1-1	1	1	2	1	3	0	1	0	22
12	BOLTON, Morgan	g	1-6	1-3	0-0	0	3	3	1	3	0	0	0	22
01	OWENS, Devri		0-3	0-3	0-0	0	1	1	1	0	0	1	0	14
04	REESE, Mikayla		0-2	0-0	0-0	0	0	0	4	0	1	5	1	12
05	DEGAR, Aurmani		0-0	0-0	1-2	0	0	0	0	1	0	1	0	3
13	BRADSHAW, Klara		3-4	0-0	0-2	1	1	2	0	6	1	1	0	14
15	COLLINS, Stephanie		2-3	0-0	2-6	0	3	3	4	6	1	1	0	21
24	MICKENS, Kamray		0-3	0-0	0-0	0	0	0	3	0	1	4	0	12
25	BRANDT, Amaura		0-0	0-0	0-0	0	1	1	0	0	0	0	1	6
Team						7	2	9		2				
Totals			14-47	1-8	13-25	12	23	35	19	42	9	29	5	200

1st - FG %: 3-13 23.1% 2nd: 3-14 21.4% 3rd: 5-8 62.5% 4th: 3-12 25.0% Game: 14-47 29.8% Deadball Rebounds 5,1  
3FG %: 0-2 0.0% 0-3 0.0% 0-0 0.0% 1-3 33.3% 1-8 12.5%  
FT %: 2-4 50.0% 4-5 80.0% 0-6 66.7% 3-10 30.0% 13-25 52.0%

## Mississippi State 91 • 11-0

#	Player	Total		3-Ptr		Rebounds		PF	TP	A	TO	Blk	Stl	Min
		FG-FGA	FT-FTA	FG-FGA	FT-FTA	Off	Def							
03	Breanna Richardson	f	2-5	0-0	0-0	2	2	4	2	4	1	0	1	21
45	Chinwe Okorie	c	5-6	0-0	0-5	2	0	2	3	10	0	1	2	16
02	Morgan William	g	5-6	1-1	0-0	0	1	1	2	11	5	4	0	22
11	Roshunda Johnson	g	4-7	4-6	1-2	1	1	2	2	13	3	1	0	30
35	Victoria Vivians	g	4-10	2-6	3-4	0	2	2	13	2	1	0	2	21
04	Blair Schaefer		6-11	4-8	2-2	0	0	0	1	18	1	0	0	19
01	Ameshya Williams		2-5	0-0	0-0	1	6	7	1	4	0	1	3	13
10	Jazzmun Holmes		3-6	0-0	2-2	1	2	3	2	8	1	0	1	18
12	Jacaira Allen		1-5	0-0	2-2	0	1	1	3	4	1	3	0	10
13	Ketara Chapel		2-2	0-0	0-0	0	3	3	0	4	1	1	0	15
15	Teaira McCowan		0-3	0-0	2-2	1	5	6	3	2	0	0	1	11
25	Zion Campbell		0-0	0-0	0-0	0	0	0	0	0	0	0	1	4
Team						2	4	6						
Totals			34-66	11-21	12-19	10	27	37	21	91	22	13	6	200

1st - FG %: 6-14 42.9% 2nd: 11-15 73.3% 3rd: 12-22 54.5% 4th: 5-15 33.3% Game: 34-66 51.5% Deadball Rebounds 5,1  
3FG %: 1-5 20.0% 3-6 50.0% 6-9 66.7% 1-1 100.0% 11-21 52.4%  
FT %: 6-6 100.0% 0-5 0.0% 1-2 50.0% 5-6 83.3% 12-19 63.2%

Officials: Roy Gulbeyan, Karen, Lasuik, Kenneth Nash

Technical fouls: SMU-None. Mississippi State-None.

Attendance: 717

Women of Troy Classic - Game 2

Score by periods	1st	2nd	3rd	4th	Total
SMU	8	10	14	10	42
Mississippi State	19	25	31	16	91

	In	Off	2nd	Fast	Bench
Points	Paint	T/O	Chance	Break	
SMU	22	6	9	11	2
MS	30	14	11	2	40

Last FG - SMU 4th-00:13, MS 4th-02:29.

Largest lead - SMU None, MS by 51 4th-00:38.

SMU led for 00:00. MS led for 39:01. Game was tied for 00:59.

Score tied - 0 times.  
Lead changed - 0 times.

## GAME 10 — DEC. 13, 2016 • LITTLE ROCK, ARK.

	1ST	2ND	3RD	4TH	FINAL
5/5 MISSISSIPPI ST.	11	14	13	20	58
LITTLE ROCK	11	13	10	10	44

## Mississippi State 58 • 10-0

#	Player	Total		3-Ptr		Rebounds		PF	TP	A	TO	Blk	Stl	Min
		FG-FGA	FT-FTA	FG-FGA	FT-FTA	Off	Def							
03	Breanna Richardson	f	2-3	0-0	0-0	2	1	3	3	4	0	2	0	10
45	Chinwe Okorie	c	4-8	0-0	0-0	0	2	2	3	8	1	1	0	26
02	Morgan William	g	3-6	0-0	4-6	0	1	1	1	10	2	0	0	37
11	Roshunda Johnson	g	0-4	0-0	0-0	1	2	3	1	0	2	2	0	24
35	Victoria Vivians	g	7-14	1-2	2-4	1	3	4	2	17	3	4	0	30
01	Blair Schaefer		3-4	3-3	3-4	0	0	0	1	12	1	1	0	24
10	Jazzmun Holmes		0-0	0-0	0-0	0	0	0	0	0	0	1	0	3
12	Jacaira Allen		0-0	0-0	0-0	0	1	1	0	0	1	0	0	2
13	Ketara Chapel		1-2	0-0	0-0	2	2	4	2	2	4	1	0	1
15	Teaira McCowan		2-3	0-0	1-2	2	3	5	3	5	0	1	1	0
Team						1	3	4						
Totals			22-44	4-5	10-16	9	18	27	16	58	14	13	1	200

1st - FG %: 5-14 35.7% 2nd: 4-8 50.0% 3rd: 5-10 50.0% 4th: 8-12 66.7% Game: 22-44 50.0% Deadball Rebounds 4  
3FG %: 1-1 100.0% 1-2 50.0% 1-1 100.0% 1-1 100.0% 4-5 80.0%  
FT %: 0-0 0.0% 2-4 50.0% 3-4 75.0%

## Little Rock 44 • 5-5

#	Player	Total		3-Ptr		Rebounds		PF	TP	A	TO	Blk	Stl
---	--------	-------	--	-------	--	----------	--	----	----	---	----	-----	-----

2016-17 GAME RECAPS

GAME 13 — DEC. 20, 2016 • STARKVILLE, MISS.

	1ST	2ND	3RD	4TH	FINAL
ALABAMA ST.	14	8	17	8	47
5/5 MISSISSIPPI ST.	15	23	25	27	90

Alabama St. 47 • 1-8																	
#	Player		Total		3-Ptr		Rebounds		PF		TP	A	TO	Blk	Stl	Min	
			FG	FGA	FT	FTA	Off	Def									
22	Kayla Stephens	f	1-2	0-0	0-0	0	0	0	0	4	2	1	2	0	2	30	
24	Britney Wright	r	5-9	2-4	0-0	0	5	5	2	12	0	3	0	0	0	28	
35	Zomoria Clark	c	1-3	0-0	0-0	1	2	4	2	0	2	0	0	0	0	12	
11	Shamyiah Smith	g	0-2	0-0	2-2	0	2	2	2	2	4	4	0	1	1	17	
14	Elisiah Jones	g	0-1	0-0	0-0	0	1	1	5	0	0	2	0	0	0	8	
02	Danielle Clark		0-1	0-1	0-0	0	1	1	0	0	0	0	0	0	0	3	
04	Ziara Doe		0-0	0-0	0-2	0	0	0	0	0	0	0	0	0	0	3	
05	Damya Toney		5-12	0-1	1-1	0	2	2	3	11	1	2	0	0	0	21	
30	Miracle Mayo		1-6	0-0	3-4	2	3	5	3	5	1	1	0	2	0	18	
33	Daniele Ewert		3-7	1-4	6-6	1	2	3	4	13	3	7	1	0	0	31	
34	Victoria Harvey		0-0	0-0	0-0	0	3	3	1	0	0	1	0	1	0	14	
54	Tatyana Calhoun		0-1	0-0	0-0	0	2	2	2	0	0	3	0	0	0	15	
	Team						3	1	4			2					
Totals				16-44		3-10		12-15		7	23	30	10	29	1	5	200
1st - FG %: 6-12 50.0% 2nd: 2-8 25.0% 3rd: 5-15 33.3% 4th: 3-9 33.3% Game: 16-44 36.4% Deadball Rebounds 2																	
3FG %: 2-2 100.0% 1-4 25.0% 0-2 0.0% 0-2 0.0% 3-10 30.0%																	
FT %: 0-0 0.0% 3-4 75.0% 7-7 100.0% 2-4 50.0% 12-15 80.0%																	

Mississippi State 90 • 13-0																	
#	Player	Total	3-Ptr	Rebounds			PF	TP	A	TO	Blk	Stl	Min				
		FG-FGA	FG-FGA	FT-FTA	Off	Def	Total										
03	Breanna Richardson	r	0-0	0-0	0-2	1	1	2	1	0	1	3	0	11			
45	Chinwe Okorie	c	3-5	0-0	1-2	2	2	4	0	7	0	1	2	0	18		
02	Morgan William	g	2-4	0-0	5-8	0	0	0	4	9	5	0	0	2	24		
11	Roshunda Johnson	g	3-5	2-4	1-2	2	2	4	3	9	1	3	0	3	22		
35	Victoria Vivians	g	9-20	4-12	6-7	0	5	5	0	28	4	1	0	1	32		
01	Blair Schaefer		1-9	1-6	3-4	0	1	1	2	6	1	0	0	0	20		
04	Ameshya Williams		4-5	0-0	4-5	4	2	6	1	12	1	1	0	3	16		
10	Jazzmun Holmes		1-2	1-1	3-4	1	3	4	2	6	5	1	0	0	16		
12	Jacaira Allen		2-5	0-0	0-0	0	0	0	0	4	0	1	0	1	7		
13	Ketara Chapel		0-1	0-0	0-0	2	0	2	1	0	0	0	0	2	13		
15	Teaira McCowan		2-4	0-0	5-6	2	4	6	1	9	0	1	2	1	18		
25	Zion Campbell		0-1	0-0	0-0	2	1	3	2	0	1	0	0	0	3		
	Team					2	1	3									
Totals			27-61		8-23		28-40		18	22	40	17	19	12	4	13	200
1st - FG %: 6-16 37.5% 2nd: 7-15 46.7% 3rd: 7-14 50.0% 4th: 7-16 43.8% Game: 27-61 44.3% Deadball Rebounds 5																	
3FG %: 0-5 0.0% 3-6 50.0% 8-11 72.7% 11-17 64.7% 8-23 34.8%																	
FT %: 3-4 75.0% 6-8 75.0% 8-11 72.7% 11-17 64.7% 28-40 70.0%																	

Officials: Scott Yarbrough, Tina Napier, Carla Fountain  
Technical fouls: Alabama St.-Daniele Ewert; TEAM. Mississippi State-None.  
Attendance: 5786  
Flagrant 1 foul on ASU #33 at 8:06 2Q.  
Technical foul on #33 of ASU at 7:42 4Q.  
Flagrant 1 foul on ASU #22 at 6:44 4Q.  
Technical foul on ASU bench(excessive timeouts) at :53.3 4Q

Score by periods	1st	2nd	3rd	4th	Total
Alabama St.	14	8	17	8	47
Mississippi State	15	23	25	27	90

	In	Off	2nd	Fast	
Points	Paint	T/O	Chance	Break	Bench
ALST	12	7	2	7	29
MS	30	40	16	12	37

Last FG - ALST 4th-04:37, MS 4th-01:20.  
Largest lead - ALST None, MS by 45 4th-00:52.  
ALST led for 00:00. MS led for 37:57. Game was tied for 02:03.  
Score tied - 2 times.  
Lead changed - 0 times.



**MISSISSIPPI STATE BASKETBALL**  
**Mississippi State Combined Team Statistics (as of Dec 20, 2016)**  
**All games**

RECORD:	OVERALL	HOME	AWAY	NEUTRAL
ALL GAMES	13-0	2-0	6-0	5-0
CONFERENCE	0-0	0-0	0-0	0-0
NON-CONFERENCE	13-0	2-0	6-0	5-0

##	Player	gp-gs	min	avg	Total		3-Point		F-Throw		Rebounds				pf	dq	a	to	blk	stl	pts	avg
					fg-fga	fg%	3fg-fga	3fg%	ft-fga	ft%	off	def	tot	avg								
35	Victoria Vivians	13-13	340	26.2	77-187	.412	23-71	.324	28-37	.757	7	40	47	3.6	28	1	21	22	1	16	205	15.8
02	Morgan William	13-13	346	26.6	43-81	.531	3-15	.200	59-73	.808	6	17	23	1.8	21	0	49	33	1	25	148	11.4
45	Chinwe Okorie	13-13	292	22.5	53-91	.582	0-0	.000	20-47	.426	43	39	82	6.3	34	2	3	13	10	6	126	9.7
11	Roshunda Johnson	13-6	237	18.2	37-80	.463	23-51	.451	13-16	.813	10	14	24	1.8	17	0	16	16	0	16	110	8.5
00	Dominique Dillingham	7-7	186	26.6	20-41	.488	6-11	.545	9-10	.900	8	12	20	2.9	14	0	14	6	0	11	55	7.9
03	Breanna Richardson	13-13	254	19.5	37-64	.578	0-0	.000	19-26	.731	29	30	59	4.5	31	0	14	23	4	8	93	7.2
01	Blair Schaefer	13-0	218	16.8	21-60	.350	16-38	.421	16-19	.842	0	13	13	1.0	16	0	6	7	0	8	74	5.7
15	Teaira McCowan	13-0	198	15.2	28-63	.444	0-0	.000	18-32	.563	27	41	68	5.2	30	1	4	11	11	8	74	5.7
04	Ameshya Williams	8-0	66	8.3	13-32	.406	0-0	.000	14-17	.824	18	17	35	4.4	8	0	1	5	5	7	40	5.0
12	Jacaira Allen	12-0	81	6.8	19-38	.500	0-1	.000	4-4	1.000	6	7	13	1.1	10	0	6	12	0	4	42	3.5
10	Jazzmun Holmes	13-0	169	13.0	14-30	.467	2-3	.667	13-18	.722	5	14	19	1.5	18	0	44	13	1	10	43	3.3
13	Ketara Chapel	13-0	224	17.2	12-25	.480	0-0	.000	3-4	.750	20	13	33	2.5	14	0	19	14	4	10	27	2.1
25	Zion Campbell	6-0	14	2.3	2-3	.667	0-0	.000	0-0	.000	3	2	5	0.8	3	0	1	0	0	1	4	0.7
Team											23	24	47		2		3					
Total.....		13	2625		376-795	.473	73-190	.384	216-303	.713	205	283	488	37.5	246	4	198	178	37	130	1041	80.1
Opponents.....		13	2626		259-635	.408	43-157	.274	152-206	.738	104	251	355	27.3	301	-	127	283	36	77	713	54.8

TEAM STATISTICS	MS	OPP	Date	Opponent	Score	Att.
SCORING	1041	713	!	11/11/16	vs Villanova	w 108-62 2416
Points per game	80.1	54.8	!	11/12/16	at Maine	w 87-43 2182
Scoring margin	+25.2	-	&	11/16/16	vs Tulane	w 66-49 1724
FIELD GOALS-ATT	376-795	259-635		11/20/16	TEXAS	w 79-68 7764
Field goal pct	.473	.408	^	11/25/16	vs Oregon	w 75-63 5838
3 POINT FG-ATT	73-190	43-157	^	11/26/16	vs San Jose State	w 88-51 2042
3-point FG pct	.384	.274	^	11/27/16	at Hawaii	w 66-41 5508
3-pt FG made per game	5.6	3.3	%	12-03-16	at Iowa State	Wot 85-81 10643
FREE THROWS-ATT	216-303	152-206		12/09/16	at Southern Miss	w 72-50 2890
Free throw pct	.713	.738		12/13/16	at Little Rock	w 58-44 1534
F-Throws made per game	16.6	11.7	#	12/16/16	vs SMU	w 91-42 717
REBOUNDS	488	355		12/18/16	at USC	w 76-72 1213
Rebounds per game	37.5	27.3		12/20/16	ALABAMA ST.	w 90-47 5786
Rebounding margin	+10.2	-				
ASSISTS	198	127				
Assists per game	15.2	9.8				
TURNOVERS	178	283				
Turnovers per game	13.7	21.8				
Turnover margin	+8.1	-				
Assist/turnover ratio	1.1	0.4				
STEALS	130	77				
Steals per game	10.0	5.9				
BLOCKS	37	36				
Blocks per game	2.8	2.8				
ATTENDANCE	13550	36707				
Home games-Avg/Game	2-6775	6-3995				
Neutral site-Avg/Game	-	5-2547				

! = Maine Tipoff Tournament (Bangor, Maine)  
& = Biloxi, Miss. (Miss. Coast Coliseum)  
^ = Rainbow Wahine Showdown (Honolulu, Hawaii)  
\* = Conference game

Score by Periods	1st	2nd	3rd	4th	OT	Totals
Mississippi State	226	258	261	282	14	1041
Opponents	158	165	197	183	10	713



**MISSISSIPPI STATE BASKETBALL**  
**Mississippi State Team Game-by-Game Comparison (as of Dec 20, 2016)**  
**All games**

Opponent	1st	2nd	Score	Mar	Total FG	FG Pct	3-Pointers	3FG Pct	Free Throws	FT Pct	Rebounds	Assist	T/Over	Block	Steal	Fouls
Villanova	55/26	53/36	108-62	+46	38-62/21-57	.613/.368	4-5/1-14	.800/.071	28-35/19-26	.800/.731	43/24 +19	15/11	6/12	1/0	4/3	26/27
Maine	46/23	41/20	87-43	+44	32-61/17-45	.525/.378	11-21/2-12	.524/.167	12-15/7-10	.800/.700	36/23 +13	21/9	15/26	1/2	13/3	22/19
Tulane	36/16	30/33	66-49	+17	22-61/19-40	.361/.475	4-17/2-10	.235/.200	18-29/9-11	.621/.818	39/26 +13	10/5	17/27	2/3	15/6	19/22
TEXAS	42/25	37/43	79-68	+11	27-57/27-56	.474/.482	2-11/2-12	.182/.167	23-28/12-16	.821/.750	26/36 (10)	8/13	13/24	3/4	13/6	22/28
Oregon	39/30	36/33	75-63	+12	27-52/23-52	.519/.442	4-11/5-18	.364/.278	17-22/12-16	.773/.750	28/24 +4	13/12	14/16	4/2	5/5	19/27
San Jose State	38/22	50/29	88-51	+37	38-84/20-54	.452/.370	6-16/4-16	.375/.250	6-13/7-11	.462/.636	58/28 +30	19/6	13/24	5/0	7/6	11/18
Hawaii	33/19	33/22	66-41	+25	26-64/13-41	.406/.317	6-18/2-12	.333/.167	8-14/13-15	.571/.867	39/27 +12	16/5	20/30	1/2	14/11	20/21
Iowa State	26/43	45/28	85-81	+4	31-64/26-53	.484/.491	7-17/10-15	.412/.667	16-23/19-21	.696/.905	31/27 +4	13/16	13/18	4/3	12/5	24/23
Southern Miss	33/22	39/28	72-50	+22	28-62/18-52	.452/.346	1-11/4-15	.091/.267	15-20/10-14	.750/.714	44/30 +14	19/11	14/16	2/3	9/8	11/21
Little Rock	25/24	33/20	58-44	+14	22-44/19-40	.500/.475	4-5/1-4	.800/.250	10-16/5-8	.625/.625	27/21 +6	14/6	13/21	1/0	5/3	16/20
SMU	44/18	47/24	91-42	+49	34-66/14-47	.515/.298	11-21/1-8	.524/.125	12-19/13-25	.632/.520	37/35 +2	22/9	13/29	6/5	12/7	21/19
USC	29/33	47/39	76-72	+4	24-57/26-54	.421/.481	5-14/6-11	.357/.545	23-29/14-18	.793/.778	40/24 +16	9/14	15/11	3/11	8/9	18/26
ALABAMA ST.	38/22	52/25	90-47	+43	27-61/16-44	.443/.364	8-23/3-10	.348/.300	28-40/12-15	.700/.800	40/30 +10	19/10	12/29	4/1	13/5	17/30

Note: Game totals are displayed in the format TEAM/OPPONENT for each category

MISSISSIPPI STATE BASKETBALL  
Mississippi State Category Leaders (as of Dec 20, 2016)  
All games

Points	G	Pts	Pts/G
Victoria Vivians	13	205	15.8
Morgan William	13	148	11.4
Chinwe Okorie	13	126	9.7
Roshunda Johnson	13	110	8.5
Breanna Richardson	13	93	7.2
Blair Schaefer	13	74	5.7
Teaira McCowan	13	74	5.7
Dominique Dillingham	7	55	7.9
Jazzmun Holmes	13	43	3.3
Jacaira Allen	12	42	3.5
Ameshya Williams	8	40	5.0
Ketara Chapel	13	27	2.1

FG Percentage	FG	Att	Pct
Zion Campbell	2	3	.667
Chinwe Okorie	53	91	.582
Breanna Richardson	37	64	.578
Morgan William	43	81	.531
Jacaira Allen	19	38	.500
Dominique Dillingham	20	41	.488
Ketara Chapel	12	25	.480
Jazzmun Holmes	14	30	.467
Roshunda Johnson	37	80	.463
Teaira McCowan	28	63	.444
Victoria Vivians	77	187	.412
Ameshya Williams	13	32	.406

3-Point Percentage	3FG	Att	Pct
Jazzmun Holmes	2	3	.667
Dominique Dillingham	6	11	.545
Roshunda Johnson	23	51	.451
Blair Schaefer	16	38	.421
Victoria Vivians	23	71	.324
Morgan William	3	15	.200
Jacaira Allen	0	1	.000

Free Throw Percent	FG	Att	Pct
Jacaira Allen	4	4	1.000
Dominique Dillingham	9	10	.900
Blair Schaefer	16	19	.842
Ameshya Williams	14	17	.824
Roshunda Johnson	13	16	.813
Morgan William	59	73	.808
Victoria Vivians	28	37	.757
Ketara Chapel	3	4	.750
Breanna Richardson	19	26	.731
Jazzmun Holmes	13	18	.722
Teaira McCowan	18	32	.563
Chinwe Okorie	20	47	.426

Scoring Average	G	Pts	Avg/G
Victoria Vivians	13	205	15.8
Morgan William	13	148	11.4
Chinwe Okorie	13	126	9.7
Roshunda Johnson	13	110	8.5
Dominique Dillingham	7	55	7.9
Breanna Richardson	13	93	7.2
Teaira McCowan	13	74	5.7
Blair Schaefer	13	74	5.7
Ameshya Williams	8	40	5.0
Jacaira Allen	12	42	3.5
Jazzmun Holmes	13	43	3.3
Ketara Chapel	13	27	2.1

Field Goal Attempts	G	Att	Att/G
Victoria Vivians	13	187	14.4
Chinwe Okorie	13	91	7.0
Morgan William	13	81	6.2
Roshunda Johnson	13	80	6.2
Breanna Richardson	13	64	4.9

Field Goals Made	G	Made	Made/G
Victoria Vivians	13	77	5.9
Chinwe Okorie	13	53	4.1
Morgan William	13	43	3.3
Breanna Richardson	13	37	2.8
Roshunda Johnson	13	37	2.8

3-Point FG Attempts	G	Att	Att/G
Victoria Vivians	13	71	5.5
Roshunda Johnson	13	51	3.9
Blair Schaefer	13	38	2.9
Morgan William	13	15	1.2
Dominique Dillingham	7	11	1.6

3-Point FG Made	G	Made	Made/G
Victoria Vivians	13	23	1.8
Roshunda Johnson	13	23	1.8
Blair Schaefer	13	16	1.2
Dominique Dillingham	7	6	0.9
Morgan William	13	3	0.2

Free Throw Attempts	G	Att	Att/G
Morgan William	13	73	5.6
Chinwe Okorie	13	47	3.6
Victoria Vivians	13	37	2.8
Teaira McCowan	13	32	2.5
Breanna Richardson	13	26	2.0

Free Throws Made	G	Made	Made/G
Morgan William	13	59	4.5
Victoria Vivians	13	28	2.2
Chinwe Okorie	13	20	1.5
Breanna Richardson	13	19	1.5
Teaira McCowan	13	18	1.4

MISSISSIPPI STATE BASKETBALL  
Mississippi State Category Leaders (as of Dec 20, 2016)  
All games

Rebounds	G	Reb	Reb/G
Chinwe Okorie	13	82	6.3
Teaira McCowan	13	68	5.2
Breanna Richardson	13	59	4.5
Victoria Vivians	13	47	3.6
Ameshya Williams	8	35	4.4

Rebound Average	G	Reb	Avg/G
Chinwe Okorie	13	82	6.3
Teaira McCowan	13	68	5.2
Breanna Richardson	13	59	4.5
Ameshya Williams	8	35	4.4
Victoria Vivians	13	47	3.6

Offensive Rebounds	G	No.	Avg/G
Chinwe Okorie	13	43	3.3
Breanna Richardson	13	29	2.2
Teaira McCowan	13	27	2.1
Ketara Chapel	13	20	1.5
Ameshya Williams	8	18	2.3

Defensive Rebounds	G	No.	Avg/G
Teaira McCowan	13	41	3.2
Victoria Vivians	13	40	3.1
Chinwe Okorie	13	39	3.0
Breanna Richardson	13	30	2.3
Ameshya Williams	8	17	2.1
Morgan William	13	17	1.3

Fouls	G	No.	Per/G
Chinwe Okorie	13	34	2.6
Breanna Richardson	13	31	2.4
Teaira McCowan	13	30	2.3
Victoria Vivians	13	28	2.2
Morgan William	13	21	1.6

Foulouts	G	No.
Chinwe Okorie	13	2
Teaira McCowan	13	1
Victoria Vivians	13	1

Assists	G	No.	Ast/G
Morgan William	13	49	3.8
Jazzmun Holmes	13	44	3.4
Victoria Vivians	13	21	1.6
Ketara Chapel	13	19	1.5
Roshunda Johnson	13	16	1.2

Steals	G	No.	Stl/G
Morgan William	13	25	1.9
Roshunda Johnson	13	16	1.2
Victoria Vivians	13	16	1.2
Dominique Dillingham	7	11	1.6
Jazzmun Holmes	13	10	0.8
Ketara Chapel	13	10	0.8

Blocked Shots	G	No.	Blk/G
Teaira McCowan	13	11	0.8
Chinwe Okorie	13	10	0.8
Ameshya Williams	8	5	0.6
Breanna Richardson	13	4	0.3
Ketara Chapel	13	4	0.3

Minutes	G	No.	Min/G
Morgan William	13	346	26.6
Victoria Vivians	13	340	26.2
Chinwe Okorie	13	292	22.5
Breanna Richardson	13	254	19.5
Roshunda Johnson	13	237	18.2

Turnovers	G	No.	TO/G
Morgan William	13	33	2.5
Breanna Richardson	13	23	1.8
Victoria Vivians	13	22	1.7
Roshunda Johnson	13	16	1.2
Ketara Chapel	13	14	1.1

MISSISSIPPI STATE BASKETBALL  
Mississippi State Points-Rebounds-Assists (as of Dec 20, 2016)  
All games

Opponent	Date	Score		00 DILLINGHAM	01 SCHAEFER,B	02 WILLIAM,MO	03 RICHARDSON	04 WILLIAMS,A	10 HOLMES,JAZ	11 JOHNSON,RO
vs Villanova	11/11/16	108-62	w	11-3-0	3-4-1	12-3-1	6-2-1	5-0-0	12-2-5	21-0-1
at Maine	11/12/16	87-43	w	7-2-1	6-2-1	7-2-9	6-4-2	3-5-0	2-0-4	14-2-1
vs Tulane	11/16/16	66-49	w	4-8-5	2-0-0	7-0-2	11-5-0	4-3-0	0-2-2	3-0-0
TEXAS	11/20/16	79-68	w	10-1-2	0-0-0	23-6-0	0-2-1	DNP	3-0-1	9-1-0
vs Oregon	11/25/16	75-63	w	7-3-3	0-1-0	14-1-5	4-5-0	DNP	0-0-1	8-2-1
vs San Jose State	11/26/16	88-51	w	7-1-0	8-0-0	4-3-4	10-5-1	6-8-0	4-3-8	5-1-3
at Hawaii	11/27/16	66-41	w	9-2-3	3-1-1	4-1-5	2-3-2	2-2-0	2-5-2	8-2-0
at Iowa State	12-03-16	85-81	w	DNP	6-0-0	24-2-5	10-5-2	DNP	0-0-0	15-0-0
at Southern Miss	12/09/16	72-50	w	DNP	7-3-0	5-1-6	19-10-3	4-4-0	2-0-3	0-3-3
at Little Rock	12/13/16	58-44	w	DNP	12-0-1	10-1-2	4-3-0	DNP	0-0-0	0-3-2
vs SMU	12/16/16	91-42	w	DNP	18-0-1	11-1-5	4-4-1	4-7-0	8-3-8	13-2-3
at USC	12/18/16	76-72	w	DNP	3-1-0	18-2-0	17-9-0	DNP	4-0-5	5-4-1
ALABAMA ST.	12/20/16	90-47	w	DNP	6-1-1	9-0-5	0-2-1	12-6-1	6-4-5	9-4-1

Opponent	Date	Score		12 ALLEN,JACA	13 CHAPEL,KET	15 MCCOWAN,TE	25 CAMPBELL,Z	35 VIVIAN,VI	45 OKORIE,CHI
vs Villanova	11/11/16	108-62	w	10-6-0	2-4-4	11-7-0	DNP	4-2-1	11-8-1
at Maine	11/12/16	87-43	w	2-1-0	2-0-1	8-7-1	2-0-0	26-3-1	2-3-0
vs Tulane	11/16/16	66-49	w	0-0-0	2-3-1	7-4-0	0-0-0	17-2-0	9-8-0
TEXAS	11/20/16	79-68	w	DNP	0-4-2	6-0-1	DNP	19-1-1	9-7-0
vs Oregon	11/25/16	75-63	w	2-0-1	4-0-2	8-3-0	DNP	17-4-0	11-6-0
vs San Jose State	11/26/16	88-51	w	14-2-2	4-5-0	9-16-0	2-0-0	8-2-1	7-9-0
at Hawaii	11/27/16	66-41	w	2-0-0	5-3-1	1-4-0	0-2-0	10-3-2	18-7-0
at Iowa State	12-03-16	85-81	w	0-0-1	2-2-2	2-3-2	DNP	16-5-1	10-11-0
at Southern Miss	12/09/16	72-50	w	4-2-0	0-2-1	2-0-0	DNP	11-8-2	18-9-1
at Little Rock	12/13/16	58-44	w	0-1-1	2-4-4	5-5-0	DNP	17-4-3	8-2-1
vs SMU	12/16/16	91-42	w	4-1-1	4-3-1	2-6-0	0-0-0	13-2-2	10-2-0
at USC	12/18/16	76-72	w	0-0-0	0-1-0	4-7-0	DNP	19-6-3	6-6-0
ALABAMA ST.	12/20/16	90-47	w	4-0-0	0-2-0	9-6-0	0-3-1	28-5-4	7-4-0



MISSISSIPPI STATE BASKETBALL  
Mississippi State Team High/Low Analysis (as of Dec 20, 2016)  
All games

Mississippi State - TEAM GAME HIGHS

POINTS	108		vs Villanova (11/11/16)
	91		vs SMU (12/16/16)
	90		ALABAMA ST. (12/20/16)
	88		vs San Jose State (11/26/16)
	87		at Maine (11/12/16)
FIELD GOALS MADE	38		vs San Jose State (11/26/16)
	38		vs Villanova (11/11/16)
FIELD GOAL ATTEMPTS	84		vs San Jose State (11/26/16)
	66		vs SMU (12/16/16)
FIELD GOAL PERCENTAGE	.613	(38-62)	vs Villanova (11/11/16)
	.525	(32-61)	at Maine (11/12/16)
3 PT FIELD GOALS MADE	11		vs SMU (12/16/16)
	11		at Maine (11/12/16)
3 PT FG ATTEMPTS	23		ALABAMA ST. (12/20/16)
	21		vs SMU (12/16/16)
	21		at Maine (11/12/16)
3 PT FG PERCENTAGE	.800	(4-5)	at Little Rock (12/13/16)
	.800	(4-5)	vs Villanova (11/11/16)
FREE THROWS MADE	28		ALABAMA ST. (12/20/16)
	28		vs Villanova (11/11/16)
FREE THROW ATTEMPTS	40		ALABAMA ST. (12/20/16)
	35		vs Villanova (11/11/16)
FREE THROW PERCENTAGE	.821	(23-28)	TEXAS (11/20/16)
	.800	(28-35)	vs Villanova (11/11/16)
	.800	(12-15)	at Maine (11/12/16)
REBOUNDS	58		vs San Jose State (11/26/16)
	44		at Southern Miss (12/09/16)
ASSISTS	22		vs SMU (12/16/16)
	21		at Maine (11/12/16)
STEALS	15		vs Tulane (11/16/16)
	14		at Hawaii (11/27/16)
BLOCKED SHOTS	6		vs SMU (12/16/16)
	5		vs San Jose State (11/26/16)
TURNOVERS	20		at Hawaii (11/27/16)
	17		vs Tulane (11/16/16)
FOULS	26		vs Villanova (11/11/16)
	24		at Iowa State (12-03-16)

MISSISSIPPI STATE BASKETBALL  
Mississippi State High/Low Analysis (as of Dec 20, 2016)  
All games

Opponent - GAME HIGHS

POINTS	81		at Iowa State (12-03-16)
	72		at USC (12/18/16)
	68		TEXAS (11/20/16)
	63		vs Oregon (11/25/16)
	62		vs Villanova (11/11/16)
FIELD GOALS MADE	27		TEXAS (11/20/16)
	26		at USC (12/18/16)
	26		at Iowa State (12-03-16)
FIELD GOAL ATTEMPTS	57		vs Villanova (11/11/16)
	56		TEXAS (11/20/16)
FIELD GOAL PERCENTAGE	.491	(26-53)	at Iowa State (12-03-16)
	.482	(27-56)	TEXAS (11/20/16)
3 PT FIELD GOALS MADE	10		at Iowa State (12-03-16)
	6		at USC (12/18/16)
3 PT FG ATTEMPTS	18		vs Oregon (11/25/16)
	16		vs San Jose State (11/26/16)
3 PT FG PERCENTAGE	.667	(10-15)	at Iowa State (12-03-16)
	.545	(6-11)	at USC (12/18/16)
FREE THROWS MADE	19		at Iowa State (12-03-16)
	19		vs Villanova (11/11/16)
FREE THROW ATTEMPTS	26		vs Villanova (11/11/16)
	25		vs SMU (12/16/16)
FREE THROW PERCENTAGE	.905	(19-21)	at Iowa State (12-03-16)
	.867	(13-15)	at Hawaii (11/27/16)
REBOUNDS	36		TEXAS (11/20/16)
	35		vs SMU (12/16/16)
ASSISTS	16		at Iowa State (12-03-16)
	14		at USC (12/18/16)
STEALS	11		at Hawaii (11/27/16)
	9		at USC (12/18/16)
BLOCKED SHOTS	11		at USC (12/18/16)
	5		vs SMU (12/16/16)
TURNOVERS	30		at Hawaii (11/27/16)
	29		ALABAMA ST. (12/20/16)
	29		vs SMU (12/16/16)
FOULS	30		ALABAMA ST. (12/20/16)
	28		TEXAS (11/20/16)

MISSISSIPPI STATE BASKETBALL  
Mississippi State Player High/Low Analysis (as of Dec 20, 2016)  
All games

Mississippi State - INDIVIDUAL GAME HIGHS

Points	28		Victoria Vivians vs Alabama St. (12/20/16)
	26		Victoria Vivians at Maine (11/12/16)
	24		Morgan William at Iowa State (12-03-16)
	23		Morgan William vs Texas (11/20/16)
	21		Roshunda Johnson vs Villanova (11/11/16)
Field Goals Made	9		Victoria Vivians vs Alabama St. (12/20/16)
	9		Victoria Vivians vs Texas (11/20/16)
	9		Victoria Vivians at Maine (11/12/16)
Field Goal Att.	20		Victoria Vivians vs Alabama St. (12/20/16)
	19		Victoria Vivians at USC (12/18/16)
	19		Victoria Vivians at Maine (11/12/16)
FG Pct (min 5 made)	.889	(8-9)	Roshunda Johnson vs Villanova (11/11/16)
	.833	(5-6)	Chinwe Okorie vs SMU (12/16/16)
	.833	(5-6)	Morgan William vs SMU (12/16/16)
3-Point FG Made	4		Victoria Vivians vs Alabama St. (12/20/16)
	4		Roshunda Johnson vs SMU (12/16/16)
	4		Blair Schaefer vs SMU (12/16/16)
	4		Victoria Vivians at Maine (11/12/16)
	4		Roshunda Johnson at Maine (11/12/16)
3-Point FG Att.	12		Victoria Vivians vs Alabama St. (12/20/16)
	11		Victoria Vivians at Maine (11/12/16)
3-Pt FG Pct (min 2 made)	1.000	(4-4)	Roshunda Johnson at Maine (11/12/16)
	1.000	(3-3)	Blair Schaefer at Little Rock (12/13/16)
	1.000	(2-2)	Blair Schaefer at Iowa State (12-03-16)
Free Throws Made	13		Morgan William vs Texas (11/20/16)
	9		Morgan William at Iowa State (12-03-16)
Free Throw Att.	14		Morgan William vs Texas (11/20/16)
	12		Morgan William at Iowa State (12-03-16)
FT Pct (min 3 made)	1.000	(4-4)	Roshunda Johnson vs Texas (11/20/16)
	1.000	(4-4)	Ameshya Williams vs Tulane (11/16/16)
	1.000	(4-4)	Victoria Vivians at Maine (11/12/16)
	1.000	(3-3)	Victoria Vivians vs Tulane (11/16/16)
	1.000	(3-3)	Ameshya Williams vs Villanova (11/11/16)
Rebounds	16		Teaira McCowan vs San Jose State (11/26/16)
	11		Chinwe Okorie at Iowa State (12-03-16)
Assists	9		Morgan William at Maine (11/12/16)
	8		Jazzmun Holmes vs SMU (12/16/16)
	8		Jazzmun Holmes vs San Jose State (11/26/16)
Steals	6		Dominique Dillingham vs Tulane (11/16/16)
	5		Morgan William at Maine (11/12/16)
Blocked Shots	3		Ameshya Williams vs SMU (12/16/16)
	2		Teaira McCowan vs Alabama St. (12/20/16)
	2		Chinwe Okorie vs Alabama St. (12/20/16)
	2		Chinwe Okorie vs SMU (12/16/16)
	2		Chinwe Okorie at Southern Miss (12/09/16)
	2		Chinwe Okorie at Iowa State (12-03-16)
	2		Ameshya Williams vs San Jose State (11/26/16)
	2		Ketara Chapel vs Oregon (11/25/16)
	2		Teaira McCowan vs Texas (11/20/16)
Turnovers	7		Morgan William at Iowa State (12-03-16)
	5		Morgan William at USC (12/18/16)
Fouls	5		Chinwe Okorie at Iowa State (12-03-16)
	5		Victoria Vivians vs Texas (11/20/16)

MISSISSIPPI STATE BASKETBALL  
Mississippi State Opponent High/Low Analysis (as of Dec 20, 2016)  
All games

OPPONENT INDIVIDUAL GAME HIGHS










Points	24		Edwards, Sadie at USC (12/18/16)
	21		Johnson, Seanna at Iowa State (12-03-16)
	20		Leslie Vorpahl vs Tulane (11/16/16)
	19		Buckley, Jadda at Iowa State (12-03-16)
	19		Brooke McCarty vs Texas (11/20/16)
Field Goals Made	9		Edwards, Sadie at USC (12/18/16)
	9		Leslie Vorpahl vs Tulane (11/16/16)
Field Goal Att.	19		DINKINS,BRITTANNY at Southern Miss (12/09/16)
	17		Buckley, Jadda at Iowa State (12-03-16)
FG Pct (min 5 made)	1.000	(7-7)	DeGray, Ronjanae at Little Rock (12/13/16)
	.833	(5-6)	Brianna Taylor vs Texas (11/20/16)
3-Point FG Made	4		Edwards, Sadie at USC (12/18/16)
	3		Carleton, Bridget at Iowa State (12-03-16)
	3		Durr, Emily at Iowa State (12-03-16)
3-Point FG Att.	7		DINKINS,BRITTANNY at Southern Miss (12/09/16)
	7		Ionescu,Sabrina vs Oregon (11/25/16)
3-Pt FG Pct (min 2 made)	1.000	(3-3)	Durr, Emily at Iowa State (12-03-16)
	1.000	(2-2)	Buckley, Jadda at Iowa State (12-03-16)
Free Throws Made	8		Johnson, Seanna at Iowa State (12-03-16)
	8		Jekot,Kelly vs Villanova (11/11/16)
Free Throw Att.	10		Johnson, Seanna at Iowa State (12-03-16)
	9		Jekot,Kelly vs Villanova (11/11/16)
FT Pct (min 3 made)	1.000	(6-6)	Daniele Ewert vs Alabama St. (12/20/16)
	1.000	(6-6)	Toeaina, Sarah at Hawaii (11/27/16)
	1.000	(4-4)	Moore, Minyon at USC (12/18/16)
	1.000	(4-4)	Carleton, Bridget at Iowa State (12-03-16)
	1.000	(4-4)	Ariel Atkins vs Texas (11/20/16)
	1.000	(3-3)	Buckley, Jadda at Iowa State (12-03-16)
	1.000	(3-3)	Woodfolk, Makenna at Hawaii (11/27/16)
	1.000	(3-3)	TURNERY, Taylor vs San Jose State (11/26/16)
Rebounds	10		KING,JAYLA at Southern Miss (12/09/16)
	8		Johnson, Seanna at Iowa State (12-03-16)
	8		Woodfolk, Makenna at Hawaii (11/27/16)
	8		Brianna Taylor vs Texas (11/20/16)
	8		Kelsey Lang vs Texas (11/20/16)
	8		Joyner Holmes vs Texas (11/20/16)
Assists	11		Buckley, Jadda at Iowa State (12-03-16)
	6		Moore, Minyon at USC (12/18/16)
Steals	4		Moore, Minyon at USC (12/18/16)
	4		Woodfolk, Makenna at Hawaii (11/27/16)
Blocked Shots	8		Jones, Asiah at USC (12/18/16)
	3		THOMAS, Dai'ja vs SMU (12/16/16)
Turnovers	9		Harris, Briana at Hawaii (11/27/16)
	7		Daniele Ewert vs Alabama St. (12/20/16)
	7		Townson, Monique at Little Rock (12/13/16)
	7		Courtne Latham vs Tulane (11/16/16)
Fouls	5		Elisiah Jones vs Alabama St. (12/20/16)
	5		Jaco, Courtney at USC (12/18/16)
	5		BROWN,MEGAN at Southern Miss (12/09/16)
	5		DINKINS,BRITTANNY at Southern Miss (12/09/16)
	5		Burkhal, Meredith at Iowa State (12-03-16)
	5		Carleton, Bridget at Iowa State (12-03-16)
	5		Joyner Holmes vs Texas (11/20/16)



# MISSISSIPPI STATE BULLDOGS

(13-0 Overall, 0-0 SEC)

**Head Coach:** Vic Schaefer (5th Season)  
**Assoc. Head Coach:** Johnnie Harris (5th Season)  
**Assistant Coach:** Dionnah Jackson-Durrett (2nd Season)  
**Assistant Coach:** Carly Thibault (1st Season)

	<b>00 • DOMINIQUE DILLINGHAM</b> G • 5-9 • Sr. Spring, Texas (Klein Collins HS)	<b>PPG</b> 2016-17 7.9 Career 7.5	<b>RPG</b> 2.9 4.1	<b>SPG</b> 1.6 1.7	<b>FG%</b> .488 .352	<b>3FG%</b> .545 .298	<b>FT%</b> .900 .699	<ul style="list-style-type: none"> <li>Preseason 2nd Team All-SEC by coaches</li> <li>SEC All-Defensive Team &amp; AP All-SEC Honorable Mention last year</li> <li>6th in MSU history, 2nd by active SEC player with 193-career steals</li> <li>Tops the team with 116-career charges taken, 8 this season</li> <li>9th among active SEC players with 468 rebounds</li> </ul>
	<b>1 • BLAIR SCHAEFER</b> G • 5-7 • Jr. Starkville, Miss. (Starkville HS)	<b>PPG</b> 2016-17 5.7 Career 3.2	<b>RPG</b> 1.0 0.9	<b>APG</b> 0.5 0.6	<b>FG%</b> .350 .324	<b>3FG%</b> .421 .347	<b>FT%</b> .842 .808	<ul style="list-style-type: none"> <li>Three-time SEC Academic Honor Roll selection</li> <li>Allstate Good Works Team nominee</li> <li>T2nd on team with 8 charges taken this season</li> <li>Scored career high 18 pts. vs. SMU</li> <li>Avg. 9.8 pts. last 4 games, shooting 42.3% FG and 47.4% 3FG</li> </ul>
	<b>2 • MORGAN WILLIAM</b> G • 5-5 • Jr. Birmingham, Ala. (Shades Valley HS)	<b>PPG</b> 2016-17 11.4 Career 9.7	<b>RPG</b> 1.8 2.0	<b>APG</b> 3.8 4.2	<b>FG%</b> .531 .362	<b>3FG%</b> .200 .284	<b>FT%</b> .808 .837	<ul style="list-style-type: none"> <li>Preseason All-SEC 2nd Team (coaches) &amp; Naismith watch list</li> <li>MSU career FT% leader (83.7%), 6th among active NCAA players</li> <li>22 of 25 at the line in the last 5 min. of games (88%)</li> <li>348-career assts., 2nd among current SEC players, 8th in MSU history</li> <li>8th in SEC with 3.8 apg</li> </ul>
	<b>3 • BREANNA RICHARDSON</b> (Bree-AHN-ah) F • 6-1 • Sr. Conyers, Ga. (Rockdale County HS)	<b>PPG</b> 2016-17 7.2 Career 7.8	<b>RPG</b> 4.5 5.1	<b>APG</b> 1.1 1.0	<b>FG%</b> .578 .426	<b>3FG%</b> .000 .279	<b>FT%</b> .731 .685	<ul style="list-style-type: none"> <li>Started all 13 games this season; 59 for her career</li> <li>2nd on team in FG% (57.8%)</li> <li>Avg. 8.8 ppg on 65.4% shooting her last 5 games</li> <li>597-career rebounds, 5th-most among active SEC players</li> <li>9th among active league players in career scoring (911 pts.), 25th in MSU records</li> </ul>
	<b>4 • AMESHYA WILLIAMS</b> (Ah-ME-sha) F • 6-2 • Fr. Gulfport, Miss. (West Harrison HS)	<b>PPG</b> 2016-17 5.0 Career 5.0	<b>RPG</b> 4.4 4.4	<b>BPG</b> 0.6 0.6	<b>FG%</b> .406 .406	<b>3FG%</b> .000 .000	<b>FT%</b> .824 .824	<ul style="list-style-type: none"> <li>Scored season-high 12 points against Alabama State</li> <li>5th on team in rebounding (4.4 rpg); 3rd in blocks (0.6 bpg)</li> <li>Had personal-best 8 rlds. vs. SJSU</li> </ul>
	<b>10 • JAZZMUN HOLMES</b> G • 5-8 • So. Gulfport, Miss. (Harrison Central HS)	<b>PPG</b> 2016-17 3.3 Career 2.3	<b>RPG</b> 1.5 1.1	<b>APG</b> 3.4 2.5	<b>FG%</b> .467 .340	<b>3FG%</b> .667 .200	<b>FT%</b> .722 .786	<ul style="list-style-type: none"> <li>2nd on team with 3.4 assists per game</li> <li>3rd in SEC, 13th NCAA DI in asst./turnover ratio (3.4)</li> <li>Avg. 4.2 apg and 9 of 10 at the FT line the last five games</li> <li>Tied career high with 8 assts. vs. San Jose State</li> <li>Matched her career high with 12 points against Villanova</li> </ul>
	<b>11 • ROSHUNDA JOHNSON</b> G • 5-7 • R-Jr. Little Rock, Ark. (Parkview HS/Oklahoma St.)	<b>PPG</b> 2016-17 8.5 Career (ALL) 8.4	<b>RPG</b> 1.8 3.0	<b>APG</b> 1.2 2.4	<b>FG%</b> .463 .362	<b>3FG%</b> .451 .380	<b>FT%</b> .813 .743	<ul style="list-style-type: none"> <li>Started the last 6 games</li> <li>4th on team in scoring in her first season playing for MSU</li> <li>T10th in SEC in 3FG made (1.8 per game)</li> <li>Named to the Maine Tipoff Tournament all-tournament team</li> <li>Scored 21 pts. vs. Villanova and 14 vs. Maine</li> <li>Scored 15 pts., including tying 3FG, in 1st start at Iowa St.</li> </ul>
	<b>12 • IGGY ALLEN</b> (Jah-KAI-ra - Goes By Iggy) G • 5-10 • Fr. Pompano Beach, Fla. (Dillard HS)	<b>PPG</b> 2016-17 3.5 Career 3.5	<b>RPG</b> 1.1 1.1	<b>APG</b> 0.5 0.5	<b>FG%</b> .500 .500	<b>3FG%</b> .000 .000	<b>FT%</b> 1.000 1.000	<ul style="list-style-type: none"> <li>Led MSU with 14 pts. on 7 of 9 shooting against San Jose State</li> <li>Averaged 6.0 ppg in her first 2 college contests behind 55.6% shooting</li> <li>Collected 10 points in her Bulldog debut against Villanova</li> </ul>
	<b>13 • KETARA CHAPEL</b> (Kah-TARE-ah) F • 6-1 • Sr. Temple, Texas (Temple HS)	<b>PPG</b> 2016-17 2.1 Career 4.3	<b>RPG</b> 2.5 2.9	<b>APG</b> 1.5 0.8	<b>FG%</b> .480 .429	<b>3FG%</b> .000 .179	<b>FT%</b> .750 .738	<ul style="list-style-type: none"> <li>Three-time SEC Academic Honor Roll selection</li> <li>4th on the team in assists (1.5 apg) &amp; 5th in blocks (0.3 bpg)</li> <li>4th on team in offensive rlds. (1.5 rpg)</li> <li>Scored 5 pts. against Hawaii</li> </ul>
	<b>15 • TEAIRA MCCOWAN</b> (Tee-AIR-ah) C • 6-7 • Fr. Brenham, Texas (Brenham HS)	<b>PPG</b> 2016-17 5.7 Career 6.3	<b>RPG</b> 5.2 5.5	<b>BPG</b> 0.8 1.2	<b>FG%</b> .444 .482	<b>3FG%</b> .000 .000	<b>FT%</b> .563 .634	<ul style="list-style-type: none"> <li>SEC All-Freshman Team selection a year ago</li> <li>2nd on team with 5.2 rpg</li> <li>Tied for team lead in blocks (0.8 bpg)</li> <li>Scored 11 pts. in season opener vs. Maine</li> <li>Claimed career-high 16 rlds. vs. San Jose State</li> </ul>
	<b>25 • ZION CAMPBELL</b> C • 6-3 • R-Fr. Washington, D.C. (Riverdale Baptist School)	<b>PPG</b> 2016-17 0.7 Career 0.7	<b>RPG</b> 0.8 0.8	<b>BPG</b> 0.0 0.0	<b>FG%</b> .667 .667	<b>3FG%</b> .000 .000	<b>FT%</b> .000 .000	<ul style="list-style-type: none"> <li>SEC First-Year Academic Honor Roll</li> <li>Played in her first college game after redshirting last season</li> <li>Scored her first MSU points with a bucket against Maine</li> <li>Tallied 2 pts. and grabbed her first 2 rlds. vs. Hawaii</li> <li>Grabbed season-high 3 rlds. vs. Alabama State</li> </ul>
	<b>35 • VICTORIA VIVIAN</b> G • 6-1 • So. Carthage, Miss. (Scott Central HS)	<b>PPG</b> 2016-17 15.8 Career 16.0	<b>RPG</b> 3.6 5.1	<b>SPG</b> 1.2 1.5	<b>FG%</b> .412 .381	<b>3FG%</b> .324 .318	<b>FT%</b> .757 .742	<ul style="list-style-type: none"> <li>Named to Naismith, Wooden &amp; Wade Preseason Watch Lists</li> <li>Rainbow Wahine Showdown and Maine Tipoff MVP</li> <li>10th on MSU career scoring list (1,326 pts.)</li> <li>5th among active SEC plyrs., 3rd current Division I jrs. in career pts.</li> <li>Had 28 pts. vs. Alabama St.; averaging 23.5 ppg last 2 games</li> <li>7-straight games scoring double figures</li> </ul>
	<b>45 • CHINWE OKORIE</b> (CHIN-way Oh-CORE-ee) C • 6-5 • Jr. Lagos, Nigeria (Stoneleigh-Burnham [Mass.] Prep)	<b>PPG</b> 2016-17 9.7 Career 5.9	<b>RPG</b> 6.3 5.1	<b>BPG</b> 0.8 0.6	<b>FG%</b> .582 .512	<b>3FG%</b> .000 .000	<b>FT%</b> .426 .533	<ul style="list-style-type: none"> <li>Avg. 9.8 pts. with 67.6% FG% last 5 games</li> <li>6th in SEC in offensive rlds. (3.3 rpg)</li> <li>Leads MSU in rebounds (6.3 rpg)</li> <li>7th in MSU career FG% (51.2%)</li> <li>Tied career best with 18 pts. vs. Southern Miss</li> </ul>