



TENNESSEE

WOMEN'S BASKETBALL

35 COMBINED SEC REGULAR SEASON & TOURNAMENT CHAMPIONSHIPS » 18 NCAA FINAL FOURS » 21 WBCA ALL-AMERICANS » 16 WNBA 1ST-ROUND PICKS

#4/4 MISSISSIPPI ST. BULLDOGS (16-0/2-0 SEC) vs. RV/RV TENNESSEE LADY VOLS (10-4/2-0 SEC)

JAN. 8 » THOMPSON-BOLING ARENA » KNOXVILLE, TENN. » 2:02 P.M. ET

GAME 15

TENNESSEE LADY VOLUNTEERS



MISSISSIPPI STATE BULLDOGS

2016-17 » SCHEDULE & RECORD

THE RECORD	OVERALL RECORD: 10-4	
	SEC	2-0
	NON-CONFERENCE	8-4
	HOME	7-1
	AWAY	3-3
	NEUTRAL	0-0

► THE SCHEDULE

DATE	OPPONENT (TV)	TIME/RESULT
N7	Carson-Newman [Exhib.] (SECN+)	W, 95-56
N11	at James Madison (Madison HD Sports)	W, 81-69
N13	Navy (SECN+)	W, 85-55
N15	at East Tennessee St. (ESPN3)	W, 83-58
N20	at Penn St. (Big Ten Network)	L, 56-70
N27	at Virginia Tech (ACC Network Extra)	L, 63-67
N30	Tennessee St. (SECN+)	W, 86-36
D4	#4/4 Baylor* (ESPN2)*	L, 66-88
D11	at #17/17 Texas (FS1)	L, 67-72
D14	Appalachian St. (SECN+)	W, 92-66
D18	#10/10 Stanford (SEC Network)*	W, 59-51
D21	Troy (SECN+)	W, 110-84
D29	UNC Wilmington (SECN+)	W, 90-54
J1	#17/23 Kentucky* (ESPN2)*	W, 72-65
J5	at Vanderbilt* (SEC Network)*	W, 70-57
J8	#4/4 Mississippi St.* (SECN+)	2:00 pm
J12	at Ole Miss* (SECN+)	7:00 pm
J16	#7/6 Notre Dame (ESPN2)*	7:00 pm
J19	at Auburn* (SECN+)	7:00 pm
J22	Vanderbilt* (ESPN2)*	5:00 pm
J26	at Florida* (SECN+)	7:00 pm
J30	at South Carolina* (ESPN2)*	6:00 pm
F2	LSU* (SECN+)	7:00 pm
F5	at Georgia* (ESPN)*	4:00 pm
F9	Missouri* (SEC Network)*	7:00 pm
F12	Texas A&M* (ESPNU)*	2:00 pm
F16	at Alabama* (SECN+)	8:00 pm
F19	Arkansas* (SEC Network)*	3:00 pm
F23	Florida* (SEC Network)*	7:00 pm
F26	at Mississippi St.* (ESPNU/ESPN)*	2:00/5:00 pm
M1-5	SEC Tourn. (SECN+/ESPNU/ESPN2)*	TBD
M17-20	NCAA 1st/2nd Rds. (TBD)	TBD
M24-27	NCAA Regionals (TBD)	TBD
M31-A2	NCAA Final Four (TBD)	TBD

Schedule Key

- SECN+ games are online broadcasts and are available only on WatchESPN via computers, smartphones and tablets.

* Denotes all of the games included in the ESPN package (ESPN, ESPN2, ESPNU) and the SEC Network will be available through WatchESPN, accessible online at WatchESPN.com, on smartphones and tablets via the WatchESPN app.

% SEC/Big 12 Challenge

* Southeastern Conference Game

Southeastern Conference Tournament Game

! NCAA Tournament Game

All Times Eastern



Are you viewing these game notes on a wifi-enabled mobile device? If so, click on any game's opponent above to view the video highlights from that contest.



UTSPORTS.COM

TENNESSEE QUICK FACTS

Head Coach: Holly Warlick

Record at Tennessee: 118-38 / 5th year

Overall Record: 118-38 / 5th year

Points Leader: Mercedes Russell (16.6 ppg)

Rebounds Leader: Mercedes Russell (9.6 rpg)

Assists Leader: Jordan Reynolds (4.8 apg)

QUICK COMPARISON

77.1 ppg	Points Per Game	80.0 ppg
63.7 ppg	Points Allowed Per Game	52.6 ppg
45.4 rpg	Rebounding Per Game	39.1 rpg
39.3 rpg	Rebounding Defense	28.4 rpg
.435	Field Goal Pct.	.475
.359	Field Goal Pct. Defense	.381



HAILSTATE.COM

MISSISSIPPI STATE QUICK FACTS

Head Coach: Vic Schaefer

Record at School: 106-46 / 5th year

Overall Record: 186-156 / 12th year

Points Leader: Victoria Vivians (16.5 ppg)

Rebounds Leader: Chinwe Okorie (6.8 rpg)

Assists Leader: Morgan William (3.9 apg)

QUICK NOTES

WORTH NOTING

In two SEC games, UT is allowing only 61.0 ppg.

After previously experiencing slow starts in opening stanzas, UT's best quarter, offensively (20.0) and defensively (10.5) in SEC play has been the first one.

Tennessee is one of only three teams entering Sunday unbeaten in league play. The other two are #4 Mississippi State and #5 South Carolina.

A WIN WOULD...

Increase Tennessee's winning streak to seven games, the longest since the 2014-15 season.

Lift UT's all-time record to 1,310-304 in its 72nd year of women's basketball.

Improve Holly Warlick's career record to 119-38 in her fifth season at the helm.

Raise Tennessee's SEC regular-season record under Holly Warlick to 53-14.

INSIDE THE SERIES

Overall: Tenn., 36-2

Home: Tenn., 16-0

Away: Tenn., 16-1

Neutral: Tenn., 4-1

Postseason: Tenn., 4-1

Overtime: MSU, 1-0

Streak: MSU, 2

Last Meeting: On March 5, 2016, #15/15 MSU defeated UT, 58-48, in the SEC Tournament semifinals in Jacksonville, Fla.

LAST GAME'S STARTERS

Tennessee	Ht.	Yr.	Hometown	PPG	RPG	Other
F 31 Jaime Nared	6-2	Jr.	Portland, Ore.	15.1	7.8	88% FT
C 21 Mercedes Russell	6-6	R-Jr.	Springfield, Ore.	16.6	9.6	56% FG
G 10 Meme Jackson	5-11	So.	Murfreesboro, Tenn.	7.4	2.4	42% 3FG
G 11 Diamond DeShields	6-1	R-Jr.	Norcross, Ga.	15.8	6.1	3.2 APG
G 0 Jordan Reynolds	5-11	Sr.	Portland, Ore.	7.3	6.6	4.8 APG

Mississippi State	Ht.	Yr.	Hometown	PPG	RPG	Other
F 3 Breanna Richardson	6-1	Sr.	Conyers, Ga.	7.9	4.8	62% FG
C 45 Chinwe Okorie	6-5	Sr.	Lagos, Nigeria	10.3	6.8	58% FG
G 00 Dominique Dillingham	5-9	Sr.	Spring, Texas	6.3	2.7	44% 3FG
G 2 Morgan William	5-5	Jr.	Birmingham, Ala.	10.8	1.9	3.9 APG
G 35 Victoria Vivians	6-1	Jr.	Carthage, Miss.	16.5	4.4	29 3FGs

EXPERIENCE THE ACTION



TELEVISION

SECN+

Bob Kesling (PxP)
Andraya Carter (Analyst)
Maddy Glab (Reporter)



RADIO

Lady Vol Network

Mickey Dearstone (PxP)



ONLINE/MOBILE

UTsports.com

Free audio stream only

WatchESPN.com

Free video stream to registered cable subscribers



TICKETS/PROMOTIONS

ALLVOLLS.com

1-800-332-VOLS (8657)
First 1500 fans at the Mississippi State game will receive a 2017 Lady Vols calendar!

Kids' Corner @ Gate F includes a caricature artist, face painting, & more!

► QUICK FACTS

THE BASICS

Location: Knoxville, Tenn.
 Founded: 1794
 Conference: Southeastern
 Enrollment: 28,502
 Colors: Orange & White
 Nickname: Lady Volunteers
 Mascot: Smokey
 Band: Pride of the Southland
 University President: Dr. Joe DiPietro
 Knoxville Chancellor: Dr. Jimmy G. Cheek
 Faculty Representative: Dr. Donald Bruce
 Vice Chancellor/Director of Athletics: Dave Hart
 Senior Woman Administrator: Donna Thomas
 Athletic Department Phone: 865-974-1220
 Ticket Office Phone: 1-800-332-VOLS (8657)

COURT FACTS

Thompson-Boling Arena / The Summitt
 Capacity: 21,678
 Record in Arena: 422-33 (.927), 30th season
 Largest Crowd: 24,653 vs. Connecticut (1/7/06)

► MEDIA INFORMATION

CREDENTIALS

Outlets interested in obtaining credentials to cover Tennessee basketball home games must apply for credentials via Sports Systems.

Link: www.sportssystem.com/clients/seccredentials/

Applications for single-game credentials should be submitted at least one week in advance of the game(s) one plans to cover.

COVERING PRACTICE

Only select Tennessee women's basketball practices are open to the media. Contact women's basketball SID Eric Trainer (etrainer@utk.edu) for dates and times. If you would like to cover an upcoming open practice session, please contact Trainer to learn the date of the next availability.

WEEKLY PRESS CONFERENCES

During SEC play, Holly Warlick will host weekly media press conferences in either the Ray and Lucy Hand Digital Studio or at the practice venue. Call the Media Relations Office (865-974-8173) for information.

PHOTOGRAPHER CREDENTIALS

Credentials will be issued only to accredited photographers or those individuals on special assignment. During regular season games, work area includes the floor area at both ends of the court and alongside the corners of the playing floor opposite the team benches. Special arrangements for strobes or catwalk access must be made through the UT Media Relations and Arena Management Offices no later than one week in advance of the game. UT's arena security policy requires that all photographers placing strobes will go through a screening process and must be accompanied by a UT police officer or representative when placing strobes.

MEDIA RELATIONS INFORMATION

Location: Anderson Training Center, Ground Level
Phone: (865) 974-1212
Fax: (865) 974-9496
Mailing Address: P.O. Box 15016 Knoxville, TN 37901
Shipping Address: 1551 Lake Loudoun Blvd., Anderson Training Center, Knoxville, TN 37996-3110
Thompson-Boling Arena Press Row: (865) 974-0110
Arena Ticket Office: (865) 656-HOOP

INSIDE TENNESSEE



Front Row (L-R): Jaime Nared, Te'a Cooper, Jordan Reynolds, Meme Jackson, Alexa Middleton.
Back Row (L-R): Diamond DeShields, Cheridene Green, Schaquilla Nunn, Mercedes Russell, Kamera Harris, Kortney Dunbar.

2016-17 ROSTER & CLASSROOM NOTES

No.	Name	Pos.	Ht.	Class	Hometown Previous Schools
0	Jordan Reynolds	G	5-11	Sr.	Portland, Ore. Central Catholic H.S.
<i>Note: Majoring in recreation and sport management...Made SEC First-Year Academic Honor Roll in 2013-14.</i>					
2	Te'a Cooper	G	5-8	So.	Powder Springs, Ga. McEachern H.S.
<i>Note: Majoring in communication studies with an interest in becoming a sports announcer.</i>					
4	Schaquilla Nunn	F	6-3	R-Sr.	Fayetteville, Ga. Fayette Co. H.S. Winthrop Univ.
<i>Note: Pursuing a master's in human resource mgmt...Has a degree from Winthrop Univ. in bus. admin. w/concentration in finance.</i>					
5	Kamera Harris	C	6-3	Fr.	Hampton, Ga. Dutchtown H.S.
<i>Note: Majoring in business administration.</i>					
10	Meme Jackson	G/F	5-11	So.	Murfreesboro, Tenn. Blackman H.S.
<i>Note: Majoring in sociology.</i>					
11	Diamond DeShields	G	6-1	R-Jr.	Norcross, Ga. Norcross H.S. Univ. of North Carolina
<i>Note: Majoring in communication studies...Named to 2015-16 SEC Academic Honor Roll.</i>					
13	Kortney Dunbar	F	6-2	Jr.	Edwardsville, Ill. Edwardsville H.S.
<i>Note: Majoring in recreation and sport management...Member of SEC Academic Honor Roll in 2014-15 and 2015-16.</i>					
15	Cheridene Green	F	6-3	Jr.	London, Eng. Beckenham Acad. 6th Form ASA College
<i>Note: Majoring in communication studies</i>					
21	Mercedes Russell	C	6-6	R-Jr.	Springfield, Ore. Springfield H.S.
<i>Note: Majoring in communication studies...Made SEC First-Year Academic Honor Roll in 2013-14.</i>					
31	Jaime Nared	G/F	6-2	Jr.	Portland, Ore. Westview H.S.
<i>Note: Majoring in communication studies...Named to SEC Academic Honor Roll in 2014-15 and 2015-16.</i>					
33	Alexa Middleton	G	5-9	Jr.	Murfreesboro, Tenn. Riverdale H.S.
<i>Note: Majoring in advertising...Selected to SEC Academic Honor Roll in 2014-15 and 2015-16.</i>					

GRADUATES IN THE NEAR FUTURE: Diamond DeShields, Schaquilla Nunn, Jordan Reynolds and Mercedes Russell are scheduled to graduate in May 2017, and Jaime Nared is on target to graduate in August 2017.

STAFF

Head Coach: Holly Warlick
Record at Tennessee: 116-38 (5th Year)
Overall Record: 118-38 (5th Year)

Assistant Coach: Dean Lockwood
Assistant Coach: Jolette Law
Assistant Coach: Sharrona Reaves
Director of Basketball Operations: Michael Beaumont
Assistant to the Head Coach: Janet McGee
Director of Recruiting Ops./Player Personnel: Heather Ervin
Video Coordinator: Josh Boucher
Graduate Assistant: Jasmine Jones
Assoc. Strength & Conditioning Coach: Lee Taylor
Assoc. Director of Sports Medicine: Ashley Wilson

PRONUNCIATION GUIDE

Josh Boucher	BOW-chur
Cheridene Green	SHARE-ih-dean
Jaime Nared	JAY-mee NARD
Jolette Law	jo-LETT
Kamera Harris	KAM-er-ruh
McEachern H.S.	mick-EE-churn
Meme Jackson	ME-ME
Schaquilla Nunn	sha-KWEE-la
Sharrona Reaves	sha-RON-nuh
Te'a Cooper	TAY-uh

2016-17 LADY VOLS BASKETBALL MEDIA RELATIONS CONTACTS

Eric Trainer
 Josh Lively

Associate Media Relations Director
 Graduate Assistant

Cell: 865-603-2916
 Cell: 865-235-9728

Email: etrainer@utk.edu
 Email: jlively3@vols.utk.edu

Twitter: @UTSpaceWrangler
 Twitter: @Josh_Lively1

► BY THE NUMBERS

5

» Redshirt junior Mercedes Russell ranks fifth in NCAA Division I women's basketball in double-doubles this season, recording nine in the first 14 games of 2016-17.

8

» Junior point guard Jordan Reynolds ranks eighth in NCAA Division I women's basketball in assist-to-turnover ratio at 3.26 through her 13 games played this season.

18.5

» Diamond DeShields and Mercedes Russell are tied for fifth in the SEC in points per game for league games only with identical scoring averages of 18.5.

TEAM NOTES

RV/RV TENNESSEE VS. #4/4 MISSISSIPPI ST.

■ RV/RV Tennessee (10-4/2-0 SEC) is back at home Sunday, as #4/4 Mississippi State (16-0/2-0 SEC) comes to town for a key league match-up.

■ The Lady Vols and Bulldogs will meet for the 39th time in series history, tipping at 2:02 p.m. ET in Thompson-Boling Arena.

■ UT and MSU join #5/5 South Carolina as the only three SEC teams undefeated in league play after two games of the conference schedule.

■ After opening league action at 2-0 following a 70-57 road win at Vanderbilt on Thursday night, UT will try to win its seventh-straight contest.

■ Tennessee hasn't won seven straight games since taking eight in a row from Jan. 22 to Feb. 19, 2015.

■ Mississippi State, meanwhile, will attempt to win its 17th straight contest to open the year after holding off upset-minded Arkansas in Fayetteville on Thursday night, 59-51.

■ Tennessee has a 19-6 record vs. undefeated opponents during the Holly Warlick era.

■ MSU is 7-0 on the road this season, with its biggest "away" victories coming at Iowa State (85-81 OT on 12/3/16) and USC (76-72 on 12/18/16).

■ UT is 7-1 at home, defeating #10/10 Stanford and #17/23 Kentucky and falling to #4/4 Baylor in the biggest tilts played here this season.

■ Tennessee is seeking its first win over a top-five team since defeating #4/5 South Carolina in Knoxville on March 2, 2014, 73-61.

HOME SWEET HOME

■ This is the 30th season that the Tennessee women's and men's basketball teams have called Thompson-Boling Arena home, and the Lady Vols own an incredible 422-33 mark (.927) in the venue.

■ All-time, the Lady Vols have a 575-57 (.910) home record in games played at Thompson-Boling Arena, Stokely Athletics Center and Alumni Gym.

■ UT is 7-1 at home in 2016-17.

■ Thompson-Boling Arena has an official seating capacity of 21,678.

■ UT has led the nation in attendance 19 times in the past 25 years, finishing second the past two years after an 11-season run at No. 1.

■ Tennessee ranks second in the nation in home attendance this season at 8,614 through eight dates.

PLAYING AS AN UNRANKED TEAM

■ The Lady Vols are 12-4 while playing as an unranked team over portions of the last two years,

"QUOTABLE"

Mercedes Russell, Redshirt Junior



"I think our confidence is very high. These past six games have been very good for us. From the start of each game we've been coming out with a lot of energy and effort, and I think that has really helped us."

defeating #16 Texas A&M, #9 Ohio State and #11 Arizona State last season and #10 Stanford and #17 Kentucky this year.

■ UT last beat a top-five foe while unranked (AP) on Jan. 25, 1985, as the Lady Vols took down No. 1 Old Dominion, 67-64, in Norfolk, Va.

BROADCAST INFORMATION

■ Bob Kesling (PxP), #LVFL Andraya Carter (Analyst) and Maddy Glab (Reporter) will describe the action for the Tennessee-Mississippi State online broadcast on SECN+.

■ All of the games included in the SEC Network (SEC Network, SECN+) package and the ESPN package (ESPN, ESPN2, ESPNU) will be available through WatchESPN, accessible online at WatchESPN.com, on smartphones and tablets via the WatchESPN app, and streamed on televisions through Amazon Fire TV, Apple TV, Chromecast, Roku, Xbox 360 or Xbox One to fans who receive their video subscriptions from an affiliated provider.

■ Mickey Dearstone will handle the call for the IMG College/Lady Vol Network radio/online broadcast. Airtime is 30 minutes prior to tip-off on network stations.

TENNESSEE IN SEC PLAY

■ UT is 369-58 in SEC regular-season games, winning 18 championships through the years and capturing SEC tourney titles on 17 occasions.

■ During the Holly Warlick era, Tennessee is 52-14 in league games, making Warlick the top-ranked active SEC coach in terms of winning percentage in league play at .788.

■ South Carolina's Dawn Staley is the next coach behind Warlick at .664, followed by UK's Matthew Mitchell at .648.

■ In only her fifth season as a head coach, Warlick already ranks fifth in total league wins among active SEC coaches.

UT OPENS SEC PLAY 2-0

■ UT improved to 2-0 in SEC play for the third time in Holly Warlick's five seasons as head coach.

■ Tennessee now is 29-6 all-time in SEC openers, including 17-3 at home and 12-3 on the road after defeating UK in Knoxville, 72-65, on Jan. 1.

■ The Lady Vols are 32-3 all-time in the first SEC game that is played at home during a season.

■ The Lady Vols improved to 4-1 in SEC openers under Holly Warlick, including 2-1 at home and 2-0 on the road.

■ The SEC road win over Vanderbilt improved UT to 26-9 in the squad's first league road game of a season. UT is 5-0 in its SEC road debuts under Holly Warlick.

RUSSELL NAMED SEC PLAYER OF THE WEEK

■ Mercedes Russell was named the SEC Player of the Week on Jan. 3 after averaging 21.0 ppg. and 10.0 rpg. in wins over UNCW and #17/23 Kentucky.

■ It was Russell's first career POTW honor (she had a Freshman of the Week accolade in 2013-14) and UT's first of the season.

■ She shot .643 for the week, putting up a 10-of-16 effort with 22 points and nine rebounds vs. UK and posting 20 points and 10 boards while connecting on eight-of-12 shots vs. UNCW.

■ The double-double was her eighth of the season, and she has scored 20 or more points on three occasions this year.

TRIO OF JUNIORS LEADING THE WAY

■ Tennessee has been paced by its "Big Three" junior trio of 6-foot-6 center Mercedes Russell, 6-1 guard Diamond DeShields and 6-2 forward Jaime Nared.

■ Those three players are the team's top scorers and rebounders through 14 games, and they have combined for 17 double-doubles and 36 double-figure scoring games (including eight 20+ efforts).

■ A preseason All-SEC Second Team pick, Mercedes Russell is having a breakout season.

■ Her stats include a team-leading 16.6 ppg. and 9.6 rpg. while hitting 56 percent on field goals and 66 percent on free throws.

■ Russell has notched double-doubles in nine of her first 14 games this season to give her 20 for her career.

■ In her first two seasons of play, Russell had only four games of 15 or more points. She has 15 or more points in 12 of 14 games this season.

■ Nared is off to the best start of her career, as well, averaging 15.1 points and 7.8 rebounds while shooting 88 percent from the free throw line and is second on the team with 17 steals.

■ She rang up double-doubles in four consecutive games, tallying 18 points and 11 rebounds vs. Penn State, 11/10 vs. Virginia Tech, 16/10 vs. Tennessee State and 19/11 vs. Baylor before it came to an end with a career-high 22 points and only five rebounds vs. Texas. She added more D-Ds vs. Appalachian State (15/10) and Troy (21/14).

■ Nared already has seven of the top scoring efforts of her career in her first 14 games this season with a career-high 22 vs. Texas, 21 vs. Troy, 20 vs. UNCW, 19 vs. James Madison and Baylor, and 18 vs. Penn State and Kentucky.

■ Nared's four-game streak of doubles-doubles marked the first time since early in 2015-16 she had strung together consecutive games scoring in double figures since doing so vs. Stetson (12), Missouri (13) and Florida (10). Her streak of scoring in double figures is now at 11 games.

■ Nared's father, Greg, played basketball at Maryland and is now the director of camps and community basketball with the NBA's Dallas Mavericks.

■ A preseason All-SEC First Team selection, DeShields is a do-it-all player who is averaging 15.8 points per game to rank second on the team. She ranks second in assists (3.2) and blocks (1.3) and is third in steals (1.3) and fourth in rebounding (6.1). She is shooting 40% from the field, 34% on threes and 81% from the charity stripe.

■ DeShields has scored 15 or more points in eight of her past 10 games and has recorded a pair of

► STAY UPDATED



@LadyVol_Hoops



www.facebook.com/BallWithTheLadyVols



LadyVolHoops



utsports.com

double-doubles to match her total of a year ago.

■ She has dished out five or more assists in four games thus far.

■ DeShields is the daughter of retired Major League Baseball standout Delino DeShields and brother of current Texas Rangers outfielder Delino DeShields Jr.

BIG THREE EYEING MARK OF THREE WEEKS

■ Only one time in Tennessee women's basketball history has there been a season end with three Lady Vols averaging 15.0 points per game.

■ The 1997-98 campaign featured the "Three Meeks," including junior Chamique Holdsclaw (23.5) and freshmen Tamika Catchings (18.2) and Semeka Randall (15.9), accomplishing that feat.

■ This season, the junior trio of Mercedes Russell (16.6), Diamond DeShields (15.8) and Jaime Nared (15.1) will attempt to become the second group to hit that mark.

KEY LADY VOL NUMBERS

■ Tennessee has played the nation's fifth-toughest schedule, according to the NCAA, after facing a slate ranked toughest in the nation a year ago.

■ Tennessee now stands 2-2 vs. ranked teams this season after winning its last two games vs. Top 25 opponents.

■ The Big Orange defeated #10/10 Stanford and #17/23 Kentucky at home, while previously losing to #4/4 Baylor at home and falling at #17/17 Texas.

■ UT is receiving votes in both polls (enough to rank 26th in the Associated Press poll and tie for 30th in the USA TODAY Coaches Poll this week).

■ The Lady Vols are 10th (third among SEC schools) in the current NCAA Women's Basketball RPI, with valuable wins over No. 11 Stanford and No. 12 Kentucky and notable losses to No. 7 Baylor, No. 25 Virginia Tech and No. 27 Texas.

■ UT is among seven teams who won their first SEC game this season and among three who won

their first two, sitting in a tie for first place in the league with South Carolina and Mississippi State.

■ UT stands at No. 2 in the nation in average home attendance, drawing 8,614 per contest.

STATS BEHIND THE STREAK

■ During Tennessee's six-game winning streak, the Lady Vols are averaging 82.2 points and allowing 62.8 for a margin of +19.3.

■ Three players (Diamond DeShields, 17.0; Mercedes Russell, 16.8; and Jaime Nared, 16.2) are averaging 16.0+ points per game.

■ Alexa Middleton also is scoring in double figures at 10.5 per contest.

■ UT is shooting .465 on field goals and .404 from three-point land.

■ Mercedes Russell (.615) and Schaquilla Nunn (.583) are both hitting 58 percent or better from the field.

■ The Lady Vols are hitting .750 from the charity stripe, led by Jaime Nared at 22-of-24.

■ UT has 102 assists vs. 83 turnovers during the span, led by Jordan Reynolds' 37/10 ledger.

■ Prior to the streak UT was averaging 73.4 ppg. and allowing 64.4 for a margin of only +9.0.

■ In its first eight games of the season, UT tallied 115 assists compared to 126 turnovers.

■ UT shot .412 overall and .341 beyond the arc before the win streak.

PLAYER DEVELOPMENT

■ Much is made of player development within a program, and clearly progress can be seen in the case of several players on this year's team.

■ Mercedes Russell provides exhibit A, with the 6-6 redshirt junior center improving from points/rebounds averages of 6.5/5.0 as a freshman, 9.9/8.3 as a redshirt sophomore and 16.6/9.6 as a redshirt junior.

■ Another example is Jaime Nared, with the junior moving up from 5.2/3.5 as a freshman, 8.3/4.8 as a

sophomore and 15.1/7.8 as a junior.

■ Junior Alexa Middleton and sophomore Meme Jackson offer two more examples, going from 3.0/1.2 to 9.1/2.9 (22 of 47 on threes), in the case of Middleton, and from 1.0/0.6 to 7.4/2.4 in the case of Jackson.

■ Even in the case of Diamond DeShields, who burst onto the scene as a freshman star at North Carolina, the 6-1 guard has improved her overall game on both ends of the floor while working through injuries, with UT head coach Holly Warlick calling her one of the team's best defensive players.

COMING BACK FROM INJURIES TAKES TIME

■ Tennessee has three players who missed entire seasons with injuries, and it took time for them to shake off the rust, get stronger, develop strength and gain confidence again on the court.

■ Mercedes Russell (2014-15), Diamond DeShields (2014-15) and Schaquilla Nunn (2015-16) all missed entire seasons, and it has taken varying amounts of time for those players to hit their strides again.

■ Russell and DeShields (aside from missing games due to a hand injury) have displayed consistent production this season.

■ Nunn, especially when she plays extended minutes, appears to be gaining more comfort on the court and in playing with her teammates, resulting in higher productivity.

■ Alexa Middleton and Meme Jackson were plagued by nagging injuries all last season, but both are providing an impact this season with career-best numbers by far.

STATISTICALLY SPEAKING

■ Tennessee is averaging 82.5 points per game at home and shooting .460 from the field and .425 from the three-point line.

■ On the road, UT is averaging 70.0 and shooting .400 (FG) and .299 (3FG).

■ UT has held opponents (all six of them) to .397

NATIONAL POLLS

ASSOCIATED PRESS POLL

Updated: Jan. 2

Rank	School	Record	Points
1	Connecticut (33)	13-0	825
2	Baylor	13-1	781
3	Maryland	13-1	739
4	Mississippi State	15-0	714
5	South Carolina	11-1	691
6	Florida State	13-1	654
7	Notre Dame	12-2	651
8	Louisville	13-2	610
9	UCLA	11-2	551
10	Stanford	12-2	497
11	Ohio State	12-4	440
12	Washington	14-2	418
13	Duke	12-1	415
14	Miami	11-2	405
15	Texas	8-4	324
16	Oregon State	13-1	304
17	West Virginia	13-1	289
18	Virginia Tech	13-0	282
19	Arizona State	10-3	256
20	California	13-1	160
20	Oklahoma	11-3	160
22	South Florida	11-1	146
23	DePaul	10-4	88
24	Kentucky	9-5	71
25	Kansas State	11-3	54

Others receiving votes: Tennessee 42, Colorado 38, Syracuse 37, NC State 26, Texas A&M 11, Utah 10, Ole Miss 6, USC 5, Michigan 5, Boise State 5, Green Bay 5, Northwestern 4, Marquette 3, Oklahoma State 2, Georgia Tech 1

USA TODAY COACHES' POLL

Updated: Jan. 3

Rank	School	Record	Points
1	Connecticut (32)	13-0	800
2	Baylor	13-1	747
3	Maryland	13-1	723
4	Mississippi State	15-0	701
5	South Carolina	11-1	681
6	Notre Dame	13-2	637
7	UCLA	11-2	578
8	Florida State	13-2	533
9	Louisville	13-3	499
10	Stanford	12-2	475
11	Washington	14-2	444
12	Oregon State	13-1	439
13	Ohio State	12-4	430
14	Miami	12-2	387
15	Duke	13-1	383
16	West Virginia	13-1	304
17	Texas	8-4	284
18	Virginia Tech	14-0	249
19	Arizona State	10-3	235
20	California	13-1	204
21	DePaul	11-4	140
22	South Florida	11-1	110
23	NC State	12-3	107
24	Oklahoma	11-3	97
25	Syracuse	10-5	83

Others receiving votes: Michigan State 32, Northwestern 17, Kentucky 17, Green Bay 16, Tennessee 11, Michigan 11, Oklahoma State 7, Texas A&M 6, Kansas State 5, Tulane 3, Utah 3, Temple 2

	AP	COACHES	RECORD (TOTAL)
Pre	#13	#14	2-0 (2-0)
11/14-15	#13	#13	1-1 (3-1)
11/21-22	#17	#16	0-1 (3-2)
11/28-29	#22	#25	1-1 (4-3)
12/5-6	RV	RV	0-1 (4-4)
12/12-13	NR	RV	2-0 (6-4)
12/19-20	RV	RV	1-0 (7-4)
12/26-27	RV	RV	2-0 (9-4)
1/2-3	RV	RV	1-0 (10-4)

TRACKING TENNESSEE IN THE POLLS

GAME-BY-GAME STARTERS

OPPONENT	1	2	3	4	5
@James Madison (L1)	F-Nunn	F-Nared	C-Russell	G-DeShields	G-Reynolds
Navy (L1)	F-Nunn	F-Nared	C-Russell	G-DeShields	G-Reynolds
@ETSU (L2)	F-Nared	C-Russell	G-DeShields	G-Middleton	G-Reynolds
@Penn State (L1)	F-Nunn	F-Nared	C-Russell	G-DeShields	G-Reynolds
@Virginia Tech (L2)	F-Nared	C-Russell	G-DeShields	G-Middleton	G-Reynolds
Tennessee State (L3)	F-Nunn	F-Nared	C-Russell	G-DeShields	G-Jackson
Baylor (L4)	F-Nared	C-Russell	G-Jackson	G-DeShields	G-Reynolds
@Texas (L4)	F-Nared	C-Russell	G-Jackson	G-DeShields	G-Reynold
Appalachian St. (L4)	F-Nared	C-Russell	G-Jackson	G-DeShields	G-Reynolds
Stanford (L4)	F-Nared	C-Russell	G-Jackson	G-DeShields	G-Reynolds
Troy (L5)	F-Nared	C-Russell	G-Jackson	G-Middleton	G-Reynolds
UNCW (L5)	F-Nared	C-Russell	G-Jackson	G-Middleton	G-Reynolds
Kentucky (L4)	F-Nared	C-Russell	G-Jackson	G-DeShields	G-Reynolds
@Vanderbilt (L4)	F-Nared	C-Russell	G-Jackson	G-DeShields	G-Reynolds

percent or less from the field since the Texas game.

■ UT is allowing only 61.0 points per game in SEC play and held Vandy to its season-low point total (57) in the teams' meeting in Nashville.

■ Tennessee has 12 20-point scoring games spread over five different players this season, with Alexa Middleton, Mercedes Russell and Jaime Nared leading the way with three each.

■ Mercedes Russell was one of three SEC players (Ronni Williams, UF; Katie Frerking, AU) to hit 10 field goals in her first SEC game this season. Russell finished with 22 points vs. Kentucky.

■ UT has allowed 70 or more points only four times this season and has held six teams under 60.

■ The Lady Vols are 6-0 this season when they record seven or more steals in a game.

■ Tennessee is 9-0 when it outscores or ties its opponents in fast-break points.

■ In the Lady Vols' losses, they tallied four, six, four and four fast break points vs. Penn State, Virginia Tech, Baylor and Texas, respectively. UT was held to only eight fast break points (to UK's 17) and managed to generate enough out of its half-court offense to get the job done vs. the Wildcats.

■ UT held Vandy without a fast-break point on Jan. 5, marking the first time this season UT had held an opponent without any.

■ Tennessee also forced Vanderbilt into 21 turnovers, tying the season high for a Lady Vol

opponent (with Tennessee State).

■ After beating Troy, 110-84, and UNCW, 90-54, Tennessee now has six wins of 25 points or more this season and three of 30 or more. In 2015-16, UT had only five wins with a margin of 25+ and three victories of 30+ all year long.

■ When she plays 15 or more minutes per game, which she has done four times, Schaquilla Nunn is averaging 10.3 points and 9.3 rebounds and shooting .591 from the field.

■ Tennessee has won the battle of the boards in 10 of 14 games, including the last four and five of the past six. The Lady Vols' margin for the year is +6.1.

■ UT has had a different leading scorer (Middleton/Nared/Russell/DeShields in its last four games and had done the same in the four games before that, demonstrating the ability of different players to step up when needed.

PROGRAM'S THIRD TRIPLE-DOUBLE

■ Jordan Reynolds posted only the third triple-double in Lady Vol history vs. UNCW on Dec. 29, carding a career-high 14 rebounds as well as 11 points and 10 assists.

■ She followed in the footsteps of Shekinna Stricklen (1/3/10 - vs. Oklahoma - 17 points, 13 rebounds, 12 assists) and Shelia Collins (2/8/85 - vs. Florida State - 18 points, 10 rebounds, 10 steals).

■ Reynolds nearly had a triple double the game before, vs. Troy on Dec. 21, tallying a career-high 13 assists, 12 points and eight rebounds for her second career double-double.

■ That 13-assist effort tied for third in UT history for a single game. Only Dawn Marsh (18 on 3/6/88) and her coach, Holly Warlick (14 on 2/12/78), had more.

■ The 13 assists also tied Shannon Bobbitt (vs. Gonzaga, 12/16/07) for most in Thompson-Boling Arena history by a woman.

ACTION JACKSON MAKING IT HAPPEN

■ Meme Jackson entered the starting lineup nine games ago, and two of her last four games have been career-best outings and three of four have resulted in double-figure scoring.

■ Jackson hit 9-of-12 shots, going two-of-two from three-point land, for a career-best 20 points vs. UNCW.

■ The game before, Jackson was 7-of-15, including three-of-eight from long range, for a (then) career-best 18 points and career highs of seven rebounds and five assists.

■ She is averaging 13.3 points over the last four games with a season average of 7.4 ppg. She is second on the team with 18 three-pointers, hitting at a 42% clip from long range and 42% on all field goals.

THE SERIES VS. MISSISSIPPI STATE

■ This marks the 39th meeting between the Lady Vols and MSU, with UT possessing a 36-2 record in the series.

■ Tennessee owns a 16-0 record in Knoxville after a 79-67 win over #18/18 MSU by #6/6 UT at Thompson-Boling Arena on Feb. 1, 2015.

■ Holly Warlick is 3-2 vs. the Bulldogs, with MSU taking two from the Lady Vols a year ago, including one in Starkville and one in the SEC Tournament semifinals in Jacksonville, Fla.

■ Tennessee suffered its first-ever loss to the Bulldogs on Jan. 28, 2016, when #13/13 MSU came from 12-down in the fourth quarter to force OT and defeat the #19/23 Lady Vols in Starkville, 65-63.

■ UT fell to 16-1 vs. Mississippi State in Starkville with that loss.

LADY VOLS LAND NATION'S NO. 1 RECRUITING CLASS FOR 2017

■ Holly Warlick and her staff assembled the nation's top recruiting class, per espnW HoopGurlz and ProspectsNation.com.

■ The 2017 class is the highest ranked of the Warlick era and the best overall group since UT signed the No. 3, 4, 8, 15, 20 and 33 players in the 2008 class to rank No. 1 that season.

■ The Lady Vols have added three five-star players in 6-0 guard Evina Westbrook, 5-7 point guard Anastasia Hayes and 6-2 wing Rennia Davis, as well as a four-star post in 6-4 Kasi Kushkituah. They signed on Nov. 10, Nov. 14, Nov. 9 and Nov. 16, respectively.

■ The names are pronounced e-VEE-na, anna-STAY-zha, reh-NYE-uh and CASS-ee kush-KITTA-wa.



■ Westbrook (Salem, Ore./South Salem H.S.) is rated No. 1 by All-Star Girls Report and No. 2 by espnW HoopGurlz and ProspectsNation.com.

■ Hayes (Murfreesboro, Tenn./Riverdale H.S.) is ranked No. 6 by ProspectsNation.com and No. 9 by espnW HoopGurlz.

■ Davis (Jacksonville, Fla./Ribault H.S.) is rated No. 9 by ProspectsNation.com and No. 12 by espnW HoopGurlz.

■ Kushkituah (Austell, Ga./St. Francis H.S.) is ranked No. 9 by All-Star Girls Report and No. 11 by ProspectsNation.com, but 55th by espnW HoopGurlz.

■ The previous Lady Vol classes under Warlick have been ranked No. 3 (2013), No. 6 (2014), No. 13 (2015) and N/A (2016) by espnW HoopGurlz.



BREAKING IT DOWN

2016-17 Lineup Combinations

Gms.	Rec.	Line-up (F-F-C-G-G)
1-2,4	2-1	Nunn, Nared, Russell, DeShields, Reynolds
3,5	1-1	Nared, Russell, Middleton, DeShields, Reynolds
6	1-0	Nunn, Nared, Russell, DeShields, Jackson
7-10,13-14	4-2	Nared, Russell, DeShields, Jackson, Reynolds
11-12	2-0	Nared, Russell, Middleton, Jackson, Reynolds

Wins (10): TSU (+50), UNCW (+36), Navy (+30), ASU, TU (+26), ETSU (+25), VU1 (+13), JMU (+12), STAN (+8), UK1 (+7)

Losses (4): BU (-22), PSU (-14), TX (-5), VT (-4)

Offensive Opportunities

Tennessee shooting from the field (all games):

20% FG: None

30% FG: BU (.313), PSU (.315), VU1 (.355), VT (.371), STAN (.386)

40% FG: JMU (.411), TX (.418), TSU (.430), UK1 (.450), ASU (.486)

50% FG: TU (.513), Navy (.517), ETSU (.561), UNCW (.581)

60% FG: None

Dee -- Fense

Opponents shooting from the field (all games):

10% FG: None

20% FG: TSU (.200)

30% FG: UNCW (.304), ETSU (.311), TU (.343), VU1 (.345), STAN (.355), VT (.361), Navy (.364), ASU (.381), BU (.394), UK1 (.397)

40% FG: JMU (.403), PSU (.410), TX (.452)

50% FG: None

Leading at the Break (10): TSU (+30), ETSU (+19), ASU (+11), VU1 (+10), Navy/UNCW (+8), JMU/UK1 (+7), TU (+5), VT (+3)

Tied at the Break (1): STAN

Trailing at the Break (3): BU (-20), PSU (-13), TX (-5)

■ #15/15 MSU took the second meeting in the SEC semifinals, taking a 58-48 triumph over the unranked Lady Vols in Jacksonville on March 5, 2016.

■ The Lady Vols fell to 4-1 in the postseason vs. the Bulldogs.

■ MSU has had only one game in Knoxville during the series where it kept the margin of defeat at seven points or less, and that 66-59 UT win came on Jan. 15, 2001.

■ In the 2012 matchup in Starkville, won by Tennessee, 57-41, UT scored its (then) fewest points in the series, while State posted its second-lowest total.

■ Last year's 48 points in the SEC tourney became UT's lowest scoring total in the series.

SERIES VS. MISS. STATE UT LEADS 36-2

2/22/1986	15/nr	12/nr	A	W	72-51
2/21/1987	9/nr	8/nr	H	W	84-53
2/8/1988	4/nr	4/nr	A	W	81-74
1/16/1989	2/nr	2/nr	H	W	79-54
2/7/1990	5/nr	5/nr	A	W	76-55
1/2/1991	5/nr	7/nr	H	W	91-63
2/12/1992	3/nr	3/nr	A	W	78-56
1/9/1993	2/nr	2/nr	H	W	109-62
1/22/1994	1/nr	1/nr	A	W	82-62
1/21/1995	2/nr	2/nr	H	W	81-58
2/10/1996	6/nr	6/nr	A	W	92-76
2/9/1997	9/nr	9/nr	H	W	104-39
2/9/1998	1/nr	1/nr	A	W	74-52
2/27/1998	1/nr	1/nr	N82	W	88-60
2/6/1999	1/nr	1/nr	H	W	94-53
2/17/2000	2/22	3/18	A	W	79-75
3/5/2000	2/17	2/19	N65	W	70-67
1/15/2001	2/21	2/21	H	W	66-59
2/14/2002	3/nr	4/nr	A	W	80-78
1/26/2003	4/14	4/13	H	W	82-68

3/8/2003	3/10	3/11	N107	W	76-75
1/11/2004	5/nr	5/nr	A	W	61-53
3/5/2004	1/nr	1/nr	N101	W	67-57
2/24/2005	5/nr	5/nr	H	W	78-56
1/15/2006	1/nr	1/nr	A	W	79-56
1/18/2007	4/nr	4/nr	H	W	73-44
2/7/2008	2/nr	2/nr	A	W	87-69
2/24/2008	3/nr	3/nr	H	W	72-46
1/15/2009	13/nr	15/nr	A	W	63-56
2/22/2009	13/nr	19/nr	H	W	82-68
1/10/2010	4/nr	4/nr	A	W	75-48
1/27/2011	5/nr	6/nr	H	W	81-55
2/16/2012	13/nr	10/nr	A	W	57-41
1/31/2013	9/nr	10/nr	H	W	88-45
1/16/2014	12/nr	10/nr	A	W	67-63
2/1/2015	6/18	6/18	H	W	79-67
1/28/2016	19/13	23/13	A	L	63-65 (OT)
3/5/2016	nr/15	nr/15	N136	L	48-58

LAST MEETING BETWEEN THESE TEAMS

■ Tennessee's SEC Tournament run came to an end on March 5, 2016, as the Lady Vols fell to No. 3 seed Mississippi State, 58-48, in the semifinals at Veterans Memorial Arena in Jacksonville, Fla.

■ Diamond DeShields paced the Lady Vols (19-13) with 22 points. Victoria Vivians scored 30 points to help No. 16/16 Mississippi State (26-6) punch its ticket to the title game of the conference tournament.

■ DeShields scored 14 of her 22 points in the second half and also grabbed five rebounds. Bashaara Graves collected a game-high 15 rebounds and scored five points. Jaime Nared added 12 points.

■ Vivians caught fire in the second half, scoring 19 points on 7-of-8 shooting. She shot 5-of-10 from 3-point range for the game and also hauled down nine boards. Morgan William added 12 points and five boards.

■ Tennessee opened the fourth quarter with high

energy, scoring the first four points of the quarter to cut Mississippi State's lead to 43-41. The Bulldogs responded with a 15-7 run over the final eight minutes of the game.

ABOUT THE BULLDOGS

■ Mississippi State returned all five starters and nine total letterwinners from last year's team that won a school-record 28 games and made the NCAA Sweet 16 for the second time in program history.

■ MSU was 28-8 overall and 11-5 in the SEC, good for a tie for second in 2015-16.

■ This season, the Bulldogs were picked to finish second in the SEC, just ahead of the Lady Vols.

■ MSU is coached by Vic Schaefer, who is 186-156 overall in 12 years as a coach as well as 106-46 in his fifth season as head coach of the Bulldogs.

■ Schaefer was a head coach at Sam Houston State (1990-97) and also spent time as an assistant with Gary Blair at both Arkansas and Texas A&M.

■ State's leading scorer is junior guard Victoria Vivians, who is averaging 16.5 points per game.

■ Vivians was a WBCA Honorable Mention All-American and an All-SEC First team performer year ago.

■ Dominique Dillingham was an AP All-SEC Honorable Mention pick a year ago and named to the Coaches All-SEC Defensive Team.

■ Reserve Teaira McCowan made the SEC All-Freshman Team.

■ Junior guard Blair Schaefer is the daughter of Vic Schaefer.

MSU SURVIVES AT ARKANSAS, 59-51

■ A pair of 3-point baskets by Blair Schaefer were huge, as the No. 4 Mississippi State women's

► LADY VOL DOUBLE-DOUBLES/TRIPLE-DOUBLES

▲ FRESHMEN (2 OR MORE)

Holdscaw, Chamique 16
Frost, Sheila 11
Graves, Bashaara 10
Parker, Candace 10
Catchings, Tamika 9
Horton, Karla 7
Johnson, Tiffani 6
Johnson, Glory 5
Gordon, Bridgette 4
Morton, Karen 4
Anosike, Nicky 3
Ostrowski, Mary 3
Snow, Michelle 3
Cain, Kelley 2
Brewer, Alyssia 2
Stricklen, Shekinna 2
Ely, Shyra 2
Evans, Peggy 2
Groover, Debbie 2
Thompson, Pashen 2

▲ SOPHOMORES (2 OR MORE)

Parker, Candace 21

Holdscaw, Chamique 16

Ostrowski, Mary 11

Russell, Mercedes 11

Groover, Debbie 10

Horton, Karla 10

Gordon, Bridgette 9

Catchings, Tamika 8

Ward, Vonda 8
Harrison, Isabelle 6
Towns, Paula 6
Burdick, Cierra 5
Johnson, Glory 5
Ely, Shyra 5
Evans, Peggy 5
Haave, Tanya 5
Jackson, Gwen 5
Cain, Kelley 4
Charles, Daedra 4
Ely, Cindy 4
Johnson, Dana 4
Shekinna, Stricklen 4
Baugh, Vicki 3
Freeman, Valerie 3
Frost, Sheila 3
Manning, Alicia 3
Noble, Cindy 3
Randall, Semeka 3
Snow, Michelle 3
Graves, Bashaara 3
Brewer, Alyssia 2
DeShields, Diamond 2

▲ JUNIORS (2 OR MORE)

Harrison, Isabelle 18

Holdscaw, Chamique 16

Parker, Candace 14

Charles, Daedra 13

Johnson, Glory 12

Noble, Cindy 11
Stricklen, Stricklen 11

▲ SENIORS (2 OR MORE)

Russell, Mercedes 9

Johnson, Tiffani 9

Ostrowski, Mary 9

Graves, Bashaara 8

Catchings, Tamika 8

Ely, Shyra 8

Frost, Sheila 8

Haave, Tanya 8

McCray, Nikki 8

Thompson, Pashen 8

Nared, Jaime 6

Burdick, Cierra 6

Jackson, Gwen 6

Johnson, Dana 6

Groover, Debbie 5

Horton, Karla 5

Snow, Michelle 5

Ward, Vonda 5

Brogdon, Cindy 5

Fluker, Tye'sha 3

Towns, Paula 3

Butts, Tasha 3

DeShields, Diamond 2

Moore, Nia 2

Massengale, Ariel 2

Gordon, Bridgette 2

Cain, Kelley 2

Collins, Shelia 14
Harrison, Lisa 14
Johnson, Glory 14
Charles, Daedra 13
Ostrowski, Mary 12
Burdick, Cierra 9
Holdscaw, Chamique 9
Johnson, Dana 9
Webb, Lisa 9
Frost, Sheila 8
Graves, Bashaara 8
Rankin, Jill 8
Harrison, Isabelle 7
Catchings, Tamika 7
Ely, Shyra 7
Anosike, Nicky 6
Gordon, Bridgette 6
Jackson, Gwen 6
Noble, Cindy 6
Stricklen, Shekinna 5
Baugh, Vicki 4
Thompson, Pashen 4
Butts, Tasha 3
Fuller, Alex 3
Groover, Debbie 3
Reynolds, Jordan 2
Robinson, Ashley 2
Snow, Michelle 2
Williams, Kamiko 2

▲ MOST IN CAREER (5 OR MORE)

Holdscaw, Chamique 57

Parker, Candace 45

Johnson, Glory 36

Ostrowski, Mary 35

Catchings, Tamika 32

Harrison, Isabelle 31

Charles, Daedra 30

Frost, Sheila 30

Graves, Bashaara 29

Ely, Shyra 22

Horton, Karla 22

Stricklen, Shekinna 22

Burdick, Cierra 21

Gordon, Bridgette 21

Russell, Mercedes 20

Johnson, Dana 20

Groover, Debbie 20

Noble, Cindy 20

Jackson, Gwen 18

Harrison, Lisa 17

Johnson, Tiffani 17

Collins, Shelia 15

Thompson, Pashen 15

Butts, Vonda 15

Haave, Tanya 14

Snow, Michelle 13

Anosike, Nicky 11

Webb, Lisa 11

McCray, Nikki 10

Towns, Paula 10

Evans, Peggy 9
Rankin, Jill 8
Cain, Kelley 8
Nared, Jaime 7
Randall, Semeka 7
Butts, Tasha 6
Brogdon, Cindy 5

▲ POINTS AND ASSISTS DD

Massengale, Ariel 3

Reynolds, Jordan 2

Clover, Susan 1

Henry, Lea 1

Hornbuckle, Alexis 1

Marciniak, Michelle 1

Marsh, Dawn 1

McGhee, Carla 1

Middleton, Alexa 1

Simmons, Meighan 1

Stricklen, Shekinna 1

Warlick, Holly 1

Zolman, Shanna 1

▲ TRIPLE DOUBLES

Jordan Reynolds 1 (2016-17)

Shekinna Stricklen 1 (2009-10)

Shelia Collins 1 (1984-85)

basketball team held off Arkansas 59-51 in Southeastern Conference action Thursday night at Bud Walton Arena in Fayetteville, Ark.

■ MSU improved to 16-0 overall and 2-0 in conference play, while Arkansas fell to 11-4 and 0-2. The Bulldogs are two wins away from matching the school record for victories to start a season.

■ The Bulldogs placed three players in double figures. Morgan William led the way with 15 points, while Chinwe Okorie added 14 points and Victoria Vivians added 13 points. Okorie also had a career-high 15 rebounds for her second double-double of the season.

■ For the contest, the Bulldogs hit 23 of 63 shots from the field (36.5 percent), 2 of 11 shots from 3-point range (18.2 percent) and 11 of 16 shots from the foul line (68.8 percent). The Razorbacks hit 16 of 54 shots from the field (29.6 percent), 3 of 13 shots from 3-point range (23.1 percent) and 16 of 23 shots from the foul line (69.6 percent).

■ MSU held a 50-34 rebounding advantage. The Bulldogs had 12 assists and 18 turnovers, while the Razorbacks had six assists and 17 turnovers.

UT TAKES SIXTH STRAIGHT OVER VANDY

■ All five Lady Vol starters scored in double digits to lead Tennessee to a 70-57 victory over Vanderbilt on Thursday night at Memorial Gym.

■ Redshirt junior Mercedes Russell posted another dominant performance, scoring 15 points to go along with 13 rebounds for her ninth double-double of the season. She also tied a career-high in blocks with six to extend Tennessee's winning streak to six games.

■ Tennessee (10-4, 2-0 SEC) snapped a three-game losing skid on the road with the win over Vanderbilt (10-5, 0-2 SEC). UT now holds a 68-9 series lead against the Commodores and has also won six straight in the series.

■ V Redshirt junior Diamond DeShields filled up the stat sheet, producing 16 points, five rebounds, four assists and four steals in 30 minutes of action. Senior Jordan Reynolds finished with 11 points, eight rebounds, three assists and a block.

■ Junior Jaime Nared had 12 points and six rebounds, with five of those coming on the offensive end of the floor. She also had two assists, two steals and a block.

■ Sophomore Meme Jackson was the fifth Lady Vol to reach double digits, scoring 10 points on the night, which marked the third time in the last four games she has reached double-digit scoring.

■ UT closed out strong in the fourth quarter, shooting 44.4 percent (4-of-9) from the floor and converting on eight of 11 shots from the charity stripe to ice the victory.

ALL FIVE SCORING IN DOUBLE FIGURES

■ Twice this season, all five Tennessee starters have scored in double figures.

■ The most recent occasion came against Vanderbilt on Jan. 5.

■ The other time it occurred was vs. Troy on Dec. 21.

COMING UP ON THE SCHEDULE

■ After hosting Mississippi State, the Lady Vols continue the Magnolia State portion of their schedule when travel to Oxford, Miss., to take on Ole Miss at 6 p.m. CT (7 ET) on Thursday in a game broadcast online on SECN+.

■ It will mark UT's first visit to the new arena, The Pavilion at Ole Miss.

■ UT then welcomes #7/6 Notre Dame to Knoxville on Mon., Jan. 16 for a contest carried by ESPN2.

■ Mississippi State, meanwhile, returns to Starkville to play host to Florida on Jan. 12.

■ The We Back Pat game is coming up on Jan. 16, as Notre Dame comes to town.

■ The Live Pink, Bleed Orange game will be held on Feb. 2, as UT plays host to LSU.

LADY VOLS IN NCAA STATISTICAL RANKINGS

■ Tennessee ranks 11th nationally in rebounds per game at 45.4 and eighth in def. rebounds (31.0).

■ UT is 36th in three-point field goal percentage at .366.

■ The Lady Vols are 34th in scoring offense at 77.1 per contest.

■ Mercedes Russell ranks fifth nationally for double-doubles with nine, and Jaime Nared is 39th with six.

■ Jordan Reynolds stands 8th nationally in assist-to-turnover ratio at 3.26.

■ Mercedes Russell ranks 23rd nationally in free throw attempts with 89.

LADY VOLS AMONG SEC LEADERS

■ Among SEC players this season, Mercedes Russell ranks fifth in scoring average (16.6), fourth in rebounding average (9.6), fourth in blocked shots average (1.5) and sixth in field goal percentage (.561).

■ Diamond DeShields ranks 11th in scoring (15.8), while Jaime Nared stands 14th (15.1).

■ Jaime Nared ranks second in free throw percentage at .882.

■ Jordan Reynolds is third in assists per game (4.8) and second in assist/turnover ratio at 3.3.

■ Tennessee ranks second in rebounding in the league, pulling down 45.4 per contest.

■ The Lady Vols are third in three-point field goal pct. (.366) and fifth in free throw pct. (.726).

■ UT is fourth in scoring offense at 77.1 ppg.

■ Tennessee is second in blocked shots at 4.9.

WARLICK 31-26 VS. TOP 25 TEAMS

■ During the Holly Warlick era, Tennessee is 31-26 vs. ranked teams.

■ The Lady Vols were 6-9 vs. top-25 teams in 2015-16 and are 2-2 this season.

■ AP Top 25: 31-26 (.544)

■ AP Ranked 1: 0-1 (.000)

■ AP Ranked 2: 0-3 (.000)

■ AP Ranked 3: 0-4 (.000)

■ AP Ranked 1-5: 1-9 (.100)

■ AP Ranked 1-10: 10-14 (.417)

■ AP Ranked 11-25: 21-12 (.636)

■ USA TODAY Top 25: 30-26 (.536)

■ USA TODAY Ranked 1: 0-1 (.000)

■ USA TODAY Ranked 2: 0-3 (.000)

■ USA TODAY Ranked 3: 0-3 (.000)

■ USA TODAY Ranked 1-5: 1-11 (.083)

■ USA TODAY Ranked 1-10: 8-16 (.333)

■ USA TODAY Ranked 11-25: 22-10 (.688)

LADY VOLS ALL-TIME VS. TOP 25 TEAMS

■ Overall: 472-194 (.709)

■ AP Ranked 1-10: 186-139 (.572)

■ AP Ranked 11-25: 257-50 (.837)

■ USA TODAY Ranked 1-10: 144-98 (.595)

■ USA TODAY Ranked 11-25: 225-37 (.859)

HITTING FROM DOWNTOWN VS. TROY

■ Tennessee connected on 11 of 23 three-point attempts vs. Troy, UT's second best total this season.

■ Middleton's seven made 3-pointers were the most by a Lady Vol (and tied for fourth-most in a game all-time) since Ariel Massengale tied the program record with eight treys against Vanderbilt on March 1, 2015.

■ Middleton now has two games with six or more made 3-pointers. She was 6-of-7 from long range against Navy on Nov. 13. Middleton joins Angie Bjorklund (eight), Kara Lawson (five), Shannon Bobbitt (two), Ariel Massengale (two) and Meighan Simmons (two) as the only six Lady Vols with multiple games of six made 3-pointers in a career.

A DEEPER LOOK AT TENNESSEE

■ Tennessee has been to the NCAA Elite Eight in three of Holly Warlick's first four seasons as a head

▶ AN ELITE PROGRAM

- 100 Percent Graduation Rate
- All-Time Winningest Program In NCAA History
- Eight NCAA National Championships
- 35 NCAA Tournament Appearances
- 18 NCAA Final Fours
- 34 NCAA Elite Eight Appearances
- 34 NCAA Sweet 16 Appearances
- 18 SEC Regular-Season Championships
- 17 SEC Tournament Championships
- 21 WBCA/Kodak All-Americans
- 14 U.S. Olympians
- 10 WBB Hall Of Fame Inductees
- 42 WNBA Players
- 37 WNBA Draft Picks
- 16 WNBA First-Round Picks
- 3 WNBA No. 1 Picks

WARLICK'S FIVE YEARS (2012-PRESENT)

- 100 Percent Graduation Rate
- 4 NCAA Tournament Appearances
- 3 NCAA Elite Eight Appearances
- 4 NCAA Sweet 16 Appearances
- 2 SEC Regular-Season Championships
- 1 SEC Tournament Championship
- 6 WNBA Players
- 6 WNBA Draft Picks
- 1 WNBA First-Round Pick

coach. It's something only one other women's coach (Leon Barmore, Louisiana Tech) has done during a career's first four years.

■ UT has won three SEC titles during the past four years, including two regular season titles (2013, 2015) and a tourney title (2014).

■ The Lady Vols return eight players from last season's NCAA Elite Eight squad and have three newcomers for a roster of 11. Nine of those players will see action this season, while two (Te'a Cooper and Cheridene Green) redshirt due to injury.

■ Last year's unit finished 22-14 overall and 8-8 in SEC play (t7th) but rallied to earn the program's 28th overall NCAA Elite Eight berth.

■ Tennessee has been picked to finish third in the SEC by both the media and the league's coaches, following defending champ South Carolina and 2015-16 runner-up Mississippi State.

■ Diamond DeShields (first team) and Mercedes Russell (second team) were named to the 2016-17 Coaches Preseason All-SEC Team.

■ DeShields also made the five-player Media Preseason All-SEC Team.

■ After ending last season unranked in the AP Poll and 19th in the USA Today Coaches Poll, the Lady Vols opened ranked 13th and 14th, respectively.

■ In other polls, the U.S. Basketball Writers Association had UT 12th; AP, Sporting News and Athlon Sports had UT ranked 13th; the Lady Vols were 14th in the USA Today Coaches Poll and the espnW Poll (t14); and Lindy's had the Lady Vols at No. 16.

DESIELDS, RUSSELL ON WATCH LISTS

■ Juniors Diamond DeShields and Mercedes Russell earned spots on preseason watch lists.

■ DeShields was included in both the Wade and Naismith Trophy Watch Lists. It marked DeShields' third season being on a Naismith list and second straight season on the Wade list.

■ Russell was named to the Naismith Trophy Watch List. It was her first time being named to any collegiate watch list.

UT TOP SEC TEAM IN 2016 NCAA TOURNEY

■ Tennessee was one of nine Southeastern Conference teams to make the 2016 NCAA tourney.

■ The Lady Vols made it farther than any other league school, advancing to the Elite Eight before falling to Syracuse in Sioux Falls, S.D.

■ The other SEC teams qualifying for the NCAA Tournament and their finishes were Auburn (2nd Rd.), Florida (1st Rd.), Georgia (1st Rd.), Kentucky (Sweet 16), Mississippi State (Sweet 16), Missouri (2nd Rd.) and South Carolina (Sweet 16).

DOMINANT STARTS / RECORD QTR. PT. TOTALS

■ UT's 35 first-quarter points vs. Troy tied for the second-most points in a quarter by a Lady Vol team. At the time, it tied for the record.

■ Tennessee's 38-point fourth quarter vs. the Trojans became the new record for all quarters.

■ The Lady Vols previously scored 35 points in the first quarter of their 102-47 win over Central Arkansas on Nov. 15, 2015.

■ Tennessee had its defensive pinnacle this season when the Lady Vols held Vanderbilt to seven points over the first 10 minutes of their game in Nashville on Jan. 5.

WARLICK COLLECTS 1,000 WIN AS COACH

■ Holly Warlick picked up the 1,000th win of her 36-year coaching career with a huge victory over #10/10 Stanford on Dec. 18.

■ She improved her overall coaching record to 1,000-214 with that victory, including her stints as an assistant, associate head coach and head coach.

■ She now stands is 949-160 in her 32nd season at UT and was 55-54 combined in stops at Nebraska and Virginia Tech for a total of 1,003-214.

■ Warlick is 118-38 as a head coach and 886-176 all-time as an assistant.

■ Warlick is 52-14 in SEC play, 8-3 during the SEC Tournament and 58-21 vs. non-conference foes.

■ Her NCAA Tournament record is 11-4.

BEATING A TOP-10 TEAM

■ On Dec. 18, Tennessee picked up its first win over a top-10 team this season, taking down #10/10 Stanford, 59-51.

■ The Lady Vols came from 11 down to beat the Cardinal, marking Tennessee's biggest comeback victory since bouncing back from 17-down to overtake Gonzaga in the NCAA Sweet 16 on March 28, 2015.

■ UT had wins over two top-10 teams a year ago, including vs. #9/9 Ohio State (78-62) on March 25 in the NCAA Sweet 16 and at #7/7 Oregon State (53-50) on Dec. 19. The win over Ohio State also was when UT was unranked.

■ It was UT's first victory over a top-10 team at home since taking down #10/10 Kentucky (73-72)

on Feb. 15, 2015.

■ UT held Stanford 25 points under its season scoring average of 76.6, marking the lowest total the Big Orange women had surrendered since allowing Tennessee State 36 on Nov. 30.

PLAYING A FULL 40 MINUTES

■ Diamond DeShields, Jaime Nared and Jordan Reynolds played the entire 40 minutes vs. Stanford.

■ It marked the first time in Lady Vol history three players logged complete-game duty in the same contest.

■ It was Jaime Nared's second 40-minute game of the year, as she also played the entire contest at Penn State on Nov. 20.

■ Nared leads UT in minutes per game at 33.0.

LADY VOL LINE-UP NEWS

■ Tennessee has a roster of nine available players this year, but seven are seeing most of the action.

■ Holly Warlick has utilized five different starting lineups in 14 games, with the quintet of Nared, Russell, Jackson, DeShields and Reynolds getting the most nods (six) including wins over #10/10 Stanford and #17/23 Kentucky in its 4-2 record.

■ Only Russell and Nared have started every game this season.

■ Reynolds (missed TSU game) has started 13 games, DeShields (missed Troy, UNCW games) 12, Jackson nine, Nunn four and Middleton four.

■ Reynolds' absence vs. TSU and DeShields' vs. Troy and UNCW meant the Lady Vol active roster was down to eight players.

■ Sophomore Meme Jackson has started the past nine games for Tennessee, marking the first starts of her career.

■ Schaquilla Nunn started her fourth game this year and produced 15 rebounds, eight points, two assists, two blocks and a steal in a season-high and team-high 31 minutes vs. Tennessee State.

■ True freshman Kamera Harris has played in six games this season.

■ Missed Games Due To Injury (3): Jordan Reynolds (TSU - L hamstring); Diamond DeShields (Troy/UNCW - R hand).

RUSSELL PILING UP DOUBLE-DOUBLES

■ In 85 career game Mercedes Russell has 20 double-doubles. That ranks 15th in school history and fifth among active SEC players.

■ Russell had 0 as a freshman, 11 as a sophomore and already has nine this season (second in SEC).

■ The 11 in 2015-16 tied for third-best all-time by a Lady Vol sophomore with Mary Ostrowski and ranked behind only Candace Parker (21) and

Chamique Holdscaw (16).

■ Russell has recorded seven double-doubles in the past 11 games. Russell hit the mark against Penn State (19 pts., 11 rebs.), Virginia Tech (17 pts., 14 rebs.), vs. #4 Baylor (22 pts., 12 rebs.), vs. #10/10 Stanford (11 pts., 13 rebs.) and vs. Troy (18 pts./11 rebs.), UNCW (20 pts., 11 rebs.) and Vanderbilt (15 pts./13 rebs.).

NARED POSTED FOUR CONSECUTIVE D-DS

■ Jaime Nared posted four (consecutive) double-doubles from Nov. 20 to Dec. 4, has six total this season and has seven for her career.

■ Nared consecutively posted double digits in points and rebounds at Penn State (18 pts., 11 rebs.), at Virginia Tech (11 pts., 10 rebs.), vs. Tennessee State (16 pts., 10 rebs.) and vs. Baylor (19 pts., 11 rebs.) and added more D-DS vs. Appalachian State (15 pts., 10 rebs.) and Troy (21 pts., 14 rebs.).

■ That four-game spree tied for the sixth-longest streak of consecutive double-doubles in UT history.

■ The longest Lady Vol streak of consecutive double-doubles belongs to Isabelle Harrison, who recorded seven consecutive double-doubles from Dec. 14, 2013 to Jan. 9, 2014.

■ Daedra Charles had six straight in 1990-91, while Chamique Holdscaw (1996-97), Candace Parker (2006-07) and Glory Johnson (2011-12) all recorded streaks of five consecutive double-doubles during their tenures on Rocky Top.

RECORD FOR MULTIPLE DOUBLE-DOUBLES

■ The Lady Vols opened with at least one double-double in their first seven games of 2016-17 and now have 12 games with at least one double-double.

■ They recorded multiple double-doubles in four consecutive games for the first time in school history (Penn State, Va. Tech, Tenn. State, Baylor) and then added another vs. Troy when a season-best three Lady Vols accomplished the feat (Nared, Reynolds, Russell).

■ The previous school record for consecutive double-doubles occurred in 1984-85 when the Lady Vols had three consecutive games with multiple double-doubles.

■ This year's streak occurred with pts./rebs. double-doubles vs. Penn State (Jaime Nared, 18/11 & Mercedes Russell, 19/11), Virginia Tech (Russell, 17/14 & Nared, 11/10), Tennessee State (Nared, 16/10 & Diamond DeShields, 15/10) and Baylor (Russell, 22/12 & Nared, 19/11).

■ Valerie Freeman (20 pts., 14 rebs.) and Shelia Collins (18 pts., 11 rebs.) had double-doubles at Kentucky on Feb. 13, 1985. Collins (26 pts., 12 rebs.) and Karla Horton (23 pts., 16 rebs.) followed vs. Vanderbilt on Feb. 16. Horton (13 pts., 11 rebs.) and

LADY VOLS IN THE WNBA (DURING 2016 SEASON)

VICKI BAUGH

2016-present San Antonio Stars
2014-15 Tulsa Shock
2012 (Drafted) Tulsa Shock

CIERRA BURDICK

2015-2016 Atlanta Dream
2015 (Drafted) Los Angeles Sparks

TAMIKA CATCHINGS

2001-2016 Indiana Fever
2012 WNBA Champion
2012 WNBA Finals MVP
2011 WNBA MVP
10-time WNBA All-Star
2010, '13, '16 Kim Perrot Sportsmanship Award
2005, '06, '09, '10, '12 Defensive Player of the Yr.
7-time All-WNBA First Team
5-Time All-WNBA Second Team
10-time WNBA All-Defensive First Team
2002 WNBA Rookie of the Year
WNBA Top 20 @ 20

BASHAARA GRAVES

2016 Minnesota Lynx
2016 (Drafted) Minnesota Lynx

ISABELLE HARRISON

2015-present Phoenix Mercury

GLORY JOHNSON

2016-present Dallas Wings
2012-15 Tulsa Shock
2-time WNBA All-Star
2012 WNBA All-Rookie Team

CANDACE PARKER

2008-present Los Angeles Sparks
2016 WNBA Champion
2016 WNBA Finals MVP
2008 & 2013 WNBA MVP
2013 WNBA All-Star Game MVP
3-time WNBA All-Star
4-time All-WNBA First Team
3-time All-WNBA Second Team

2009, '12 WNBA All-Defensive Second Team
2008 WNBA Rookie of the Year
WNBA Top 20 @ 20

MEIGHAN SIMMONS

2016-present Atlanta Dream
2014 (Drafted) New York Liberty

SHEKINNA STRICKLEN

2015-present Connecticut Sun
2012-14 Seattle Storm

BY THE NUMBERS...

OVERALL

* 37 WNBA Draft Picks
* 16 First-Round Selections
* 3 No. 1 Picks

WARLICK ERA

* 6 WNBA Draft Picks
* 1 First-Round Selection



Kathy Spinks (11 pts., 10 rebs.) had double-doubles vs. South Carolina on Feb. 18, 1985, to conclude the streak.

■ Besides Russell (9) and Nared (6), Diamond DeShields (2) and Reynolds (2) each have double-doubles, giving UT 19 total for the year, including one of Reynolds' being a triple-double.

NARED HAS EMERGED AS GO-TO PLAYER

■ Junior Jaime Nared has emerged as a go-to player this season.

■ She is averaging 16.2 points and 7.2 rebounds over the past six games and is shooting 45 percent from the field and 92 percent from the free throw line (22-of-24).

■ For the season, Nared is averaging 15.1 points and 7.8 rebounds per contest and has posted six double-doubles.

RUSSELL HOLDING DOWN HER PEERS

■ Mercedes Russell's production on the offensive end has been extremely noticeable, but her effort on defense is worthy of praise as well.

■ Russell held Stanford's Erica McCall (17.2 ppg., 8.6 rpg.) to 13 points and six rebounds on 6-of-15 shooting.

■ Against Baylor, Russell handled the Lady Bears' rotation of bigs in dominant fashion.

■ Russell limited starting center Beatrice Mompremier to six points on 3-of-12 shooting and eight rebounds and forced her into two turnovers.

■ Reserve Kalani Brown fared worse, going 1-for-9 for two points and four rebounds with two fouls in 11 minutes.

■ Lauren Cox took her turn and went 0-for-3 with three boards and four quick fouls in seven minutes.

■ She helped limit Kentucky center Alyssa Rice to six points and seven rebounds and UNCW center Rebekah Banks to 10 points and five boards.

VOL SCHOLAR PATCHES

■ Six Lady Vols are eligible to wear the Vol Scholar patch, which is an insignia on the uniform that recognizes a student-athlete's academic success.

■ The patch is awarded to sophomore-and-above student-athletes who have earned either a cumulative 3.0 or a semester 3.0 in either of the previous two terms.

■ Diamond DeShields, Kortney Dunbar and Jordan Reynolds already had patches, and Meme Jackson, Schaquilla Nunn and Mercedes Russell are now eligible for patches after the fall semester.

LADY VOLS HONOR GATLINBURG VICTIMS

■ The Lady Vols wore Gatlinburg shooting shirts in home games vs. Tenn. State and Baylor and donned Smokey Grey uniforms for the contest at Texas.

■ The gestures were in honor of the people in the town of Gatlinburg and the surrounding area who suffered loss of life, property or both during devastating wind-driven wildfires in late November.

■ Former Lady Vol and Gatlinburg native/resident Lisa McGill Reagan (1975-79) and her family lost their home, and their oldest son also lost his home in the fire.

■ Reagan was a teammate of Holly Warlick's at Tennessee, with both in the starting lineup together for Pat Summitt during the 1976-77 season.

REJECTED BY CEDES

■ Mercedes Russell posted a career-high-tying six blocks vs. Vanderbilt on Jan. 5.

■ It marked the third time in 2016-17 she had swatted four or more shots.

■ Russell had four each vs. Tennessee State and Baylor in back-to-back efforts.

MERCEDES JOINS UT TOP 10 IN BLOCKS

■ Mercedes Russell blocked three shots vs. Va.

Tech to break into the UT career top 10, surpassing Chamique Holdsclaw (111) to take over 10th place with 112. Russell now has 131 through 14 games, moving into a tie with Isabelle Harrison at No. 9 on the career list.

■ Russell leads Tennessee with 25 this season.

■ Her career average of 1.5 currently ranks her sixth all-time at Tennessee.

■ Russell tallied 66 rejections last season, a mark that ties as the eighth-best in a year by a Lady Vol.

■ She's led Tennessee in blocks during the two previous seasons she played (2013-14/2015-16).

CAREER BLOCKED SHOTS

Blocks	Player	Years
1. 275	Candace Parker	2005-08
2. 249	Sheila Frost	1985-89
3. 228	Kelley Cain	2008-11
4. 200	Ashley Robinson	2000-04
5. 194	Michelle Snow	1998-2002
6. 161	Nicky Anosike	2004-08
7. 136	Tamika Catchings	1997-2001
8. 135	Teresa Geter	1997-99
9. 131	Mercedes Russell	2013-
131	Isabelle Harrison	2011-15

SEASON BLOCKED SHOTS (THROUGH 2015-16)

Blocks	Player	Year
1. 113	Kelley Cain	2009-10
2. 99	Candace Parker	2006-07
3. 90	Candace Parker	2007-08
90	Teresa Geter	1997-98
5. 86	Candace Parker	2005-06
6. 77	Sheila Frost	1985-86
7. 70	Ashley Robinson	2003-04
8. 66	Mercedes Russell	2015-16
66	Kelley Cain	2010-11
10. 63	Ashley Robinson	2002-03

VACANT CHAIR ON THE BENCH FOR PAT

■ With legendary Tennessee head coach emeritus Pat Summitt passing away during the offseason on June 28, Holly Warlick decided to honor her former coach, mentor, co-worker and friend by leaving a vacant seat on the Tennessee bench during home games in 2016-17.

■ The orange chair stands out amidst the line of white chairs and includes Summitt's name written on athletic tape. That practice began under Summitt's watch, when student managers used that method to help identify where each person should sit on the Tennessee bench.

EVERYONE NEEDS TO GO TO THE GLASS

■ Mercedes Russell (9.6) and Jaime Nared (7.8) are UT's top rebounders, but "big guards" 6-1 Diamond DeShields (6.1) and 5-11 Jordan Reynolds (6.6) are proving adept at crashing the boards.

■ UT has won the war on the glass in 10 of 14 games, failing to do so in the opener vs. JMU (-5) as well as vs. #4/4 Baylor (-8), #17/17 Texas (-8) and #10/10 Stanford (-1).

■ UT is averaging 45.4 rebounds per game (ranked 11th nationally) and has a +6.1 margin on the glass.

NUNN SURPASSES 1,000-POINT PLATEAU

■ With eight points vs. TSU, Schaquilla Nunn surpassed 1,000 for her career. She now stands at 1,052, and scored 982 of that total in her three seasons at Winthrop.

■ Nunn has 979 career rebounds to her credit, meaning she is 21 shy of becoming a 1,000/1,000 performer in her career. Qui collected 910 of her rebounds with Winthrop.

FEWEST POINTS ALLOWED IN GAME SINCE 2011

■ Tennessee held Tennessee State to only 36 points on Nov. 30.

■ That total was the fewest surrendered by the Lady Vols since beating Stetson, 99-34, on March 19, 2011, in the first round of the NCAA Tournament.

LADY VOL OLYMPIANS

COACHING STAFF

Pat Summitt
1976 Montreal
Player (Silver)
(UT Martin graduate)

1980 Moscow
Assistant Coach (Boycott)

1984 Los Angeles
Head Coach (Gold)


Nancy Darsch
1984 Los Angeles
Assistant Coach (Gold)

1996 Atlanta
Assistant Coach (Gold)

ATHLETES

Cindy Brogdon
1976 Montreal (Silver)

Tamika Catchings
2004 Athens (Gold)
2008 Beijing (Gold)
2012 London (Gold)
2016 Rio de Janeiro (Gold)



Daedra Charles
1992 Barcelona (Bronze)

Bridgette Gordon
1988 Seoul (Gold)

Lea Henry
1984 Los Angeles (Gold)

Chamique Holdsclaw
2000 Sydney (Gold)

Kara Lawson
2008 Beijing (Gold)

Nikki McCray
1996 Atlanta (Gold)
2000 Sydney (Gold)

Carla McGhee
1996 Atlanta (Gold)

Cindy Noble
1980 Moscow (Boycott)
1984 Los Angeles (Gold)

Candace Parker
2008 Beijing (Gold)
2012 London (Gold)

Jill Rankin
1980 Moscow (Boycott)

Patricia Roberts
1976 Montreal (Silver)

Holly Warlick
1980 Moscow (Boycott)

**EVERY U.S. OLYMPIC TEAM
HAS HAD A LADY VOL ON IT**

LADY VOLS SCORING 20+ POINTS

■ Eight different Lady Vols on the 2016-17 roster have scored 20 points or more in a game during their careers, including five this season.

■ UT has 12 total 20-point scoring games this season, with Mercedes Russell, Alexa Middleton, Jaime Nared (3) leading the way.

■ Current roster members have combined for 52 20-point games, with Diamond DeShields tallying 26 during her career.

■ Diamond DeShields (26 Career/2 This Yr.)

28 vs. ETSU (11/15/16)
21 vs. Kentucky (1/1/17)

■ Schaquilla Nunn (8 Career/None This Yr.)

N/A

■ Alexa Middleton (4 Career/3 This Yr.)

21 vs. Navy (11/13/16)
20 vs. App State (12/14/16)
29 vs. Troy (12/21/16)

■ Jaime Nared (4 Career/3 This Yr.)

22 vs. Texas (12/11/16)
21 vs. Troy (12/21/16)
21 vs. UNCW (12/29/16)

■ Mercedes Russell (5 Career/3 This Yr.)

22 vs. Baylor (12/4/16)
22 vs. Kentucky (1/1/17)
20 vs. UNCW (12/29/16)

■ Te'a Cooper (3 Career/Inactive This Yr.)

N/A

■ Meme Jackson (1 Career/1 This Yr.)

20 vs. UNCW (12/29/16)

■ Kortney Dunbar (1 Career/None This Yr.)

N/A

LADY VOL 30-POINT GAMES

■ Diamond DeShields has recorded four 30+ point games during her career, coming up just short of her fifth with 28 points vs. ETSU on Nov. 15, 2016.

■ DeShields' highest-scoring career game was a 38-point outburst vs. N.C. State on Feb. 16, 2014.

■ Schaquilla Nunn recorded two 30+ scoring efforts while at Winthrop, including a high of 39 vs. Gallaudet in the opener of the 2014-15 season.

■ DeShields had two 30+ games last season, which put her on Tennessee's all-time single-season list. That list follows.

30+ POINT GAMES IN A SEASON

15 – Patricia Roberts (1976-77)–

6 – Chamique Holdscraw (1997-98)

4 – Candace Parker (2006-07)

4 – Jill Rankin (1979-80)

4 – Gail Dobson (1974-75)

3 – Meighan Simmons (2013-14)

3 – Candace Parker (2007-08)

3 – Chamique Holdscraw (1996-97)

3 – Chamique Holdscraw (1998-99)

3 – Bridgette Gordon (1988-89)

3 – Bridgette Gordon (1987-88)

3 – Shelia Collins (1984-85)

2 – Diamond DeShields (2015-16)

2 – Kara Lawson (2002-03)

2 – Tamika Catchings (1998-99)

2 – Shelia Frost (1987-88)

2 – Tanya Haave (1982-83)

2 – Cindy Noble (1980-81)

2 – Sue Thomas (1975-76)

FEAST OR FAMINE

■ Tennessee has scored 80 or more points in seven of 14 games this season, surpassing the team's total of four 80-point games in all of last season.

■ The Lady Vols opened with 81 vs. James Madison and added 80+ games vs. Navy (85), East Tennessee State (83), Tennessee State (86), Appalachian State (92), Troy (110) and UNCW (90).

■ Tennessee's 81 points vs. JMU in the opener were the most scored by a Lady Vol team in the first road game of a season since 2007 (82-70 vs. UCLA on Dec. 19).

■ The 110 points scored vs. Troy on Dec. 21 were the most since UT tallied 111 vs. St. Francis on Dec. 3, 2014.

■ On the other hand, UT was unable to reach 70 points in its losses vs. Penn State (56), Virginia Tech (63), #4/4 Baylor (66) and #17/17 Texas (67).

■ Tennessee scored its lowest point total of the season (59), but it was enough to knock off #10/10 Stanford, 59-51.

COMEBACKS/LEADS/DEFICITS

■ UT has only one wire-to-wire win this season, coming against Troy.

■ Tennessee has trailed in 13 of 14 games this season and come back to win nine times.

■ The Lady Vols have been behind at the half in three games (BU, -20; PSU, -13; TEX, -5) and are 0-3 in those contests.

■ The Big Orange women have led at the half in 10 games and are 9-1 in that scenario, with the only loss coming against Virginia Tech.

■ UT was tied at the half in one game (STAN) and is 1-0.

■ The largest first-half deficit was 21 (BU), while the largest second-half deficit was 35 (BU).

■ The largest deficit overcome to win this season was an 11-point margin vs. #10/10 Stanford in the first quarter.

■ Tennessee dug itself out of a 15-point deficit at Texas, took the lead by two and lost by five.

■ UT erased all but two points from a 15-point deficit vs. Penn State, but ended up losing by 14.

■ The Lady Vols erased all but one point from a 13-point fourth quarter deficit vs. Va. Tech before losing by four.

■ The largest deficit UT overcame to win in 2015-16 was vs. Green Bay (down eight, 5:17/2Q).

■ Tennessee has overcome one fourth-quarter deficit (JMU, -1) to win in 2016-17.

■ UT overcame four fourth-quarter deficits to win last season.

■ The biggest deficit (23) and halftime deficit (20) ever overcome for a victory by UT were vs. Rutgers (55-51) on Jan. 3, 2009.

■ The largest deficit overcome for a win with Warlick as coach was vs. Gonzaga in Spokane, Wash., on March 28, 2015, with UT trailing by 17, 57-40, with 6:34 remaining in the NCAA Sweet 16.

■ UT also rallied from 17-down for a 52-46 win over Virginia in the 1996 Elite Eight to reach the Final Four and win the Lady Vols' fourth NCAA title.

■ The biggest first-half deficits overcome for wins in the Warlick era were 15 in the first half vs. Alabama (Feb. 2, 2014) and LSU (March 7, 2014).

■ The biggest halftime deficit overcome (12) during the Warlick era was vs. Middle Tenn. on Nov. 8, 2013.

■ The largest positive turnaround (31 points) of the Warlick era occurred when Alabama led Tennessee by 15 in the first half and then trailed UT by as many as 16 in the second half en route to a 10-point UT win.

■ The largest negative turnaround game under Warlick occurred vs. #2/2 Notre Dame on Jan. 20, 2014 (29), when UT led by 12 in the first half and trailed by as many as 17 in the second half on its way to a 16-point loss. On Jan. 18, 2016, UT led N.D. by four and trailed by 25 before losing by 13.

■ Tennessee's largest margin of victory under Holly Warlick was 68 (110-42) vs. Lipscomb on Dec. 29, 2013.

■ UT's highest point total scored under Warlick was 111 vs. Saint Francis on Dec. 3, 2014, and that 67-point margin of victory is second most.

■ Tennessee's largest margin of defeat during the Warlick era was 23 at #3/3 Baylor (53-76) on Dec. 18, 2012. That game also produced the worst halftime deficit in school history (25).

■ The lowest point total in UT's modern day history came vs. Virginia Tech (43) on Dec. 6, 2015.

■ The lowest point total by a foe during the Holly Warlick era was 36 by TSU on Nov. 30, 2016.

TRACKING SCORING RUNS

■ The Lady Vols have posted 16 scoring runs of

double-digits this season.

■ Tennessee's longest run was a 15-0 spree vs. UNCW, spanning the third and fourth quarter. UT also had another 11-0 burst in the fourth period.

■ UT also had double-digit runs vs. ETSU (13-0, 1Q-2Q / 12-0, 3Q), Navy (11-0, 4Q / 10-0, 3Q-4Q), Tennessee State (10-0, 1Q / 11-0, 2Q / 11-0, 3Q), Appalachian State (10-0, 2Q / 12-0, 3Q-4Q), Stanford (11-0, 2Q / 10-0 3Q-4Q), Troy (10-0, 1Q-2Q / 10-0, 4Q) and Vanderbilt1 (12-0, 1Q-2Q).

■ Tennessee has allowed six double-digit runs this season, including a 16-0 run by Penn State in the second quarter.

■ The others were vs. Va. Tech (13-0, 3Q-4Q), Penn State (13-0, 2Q), Baylor (12-0, 2Q / 11-0 1Q), Troy (11-0, 2Q).

LADY VOLS FACE CHALLENGING SLATE

■ Tennessee ranked No. 1 in strength of schedule last season and once again faces one of the nation's most difficult itineraries.

■ Holly Warlick's squad will play 17 regular-season games vs. teams that saw postseason action a year ago, including three NCAA Elite Eight teams (Baylor, Texas, Stanford).

■ The Lady Vols are set to host Baylor and Notre Dame, and both teams are consistently ranked among the top-two slots in early preseason polls.

■ UT also welcomes other top 10 picks in Stanford and Mississippi State and also travels to MSU as well as South Carolina and Texas.

■ Other SEC schools ranked in preseason polls are Kentucky, Missouri, Florida and Auburn.

DESIELDS AMONG QUICKEST TO 1000 POINTS

■ Diamond DeShields reached the 1,000-point plateau in her college career vs. LSU on February 21, 2016. She hit a three-pointer with 9:38 to go in the third quarter. She entered the game needing five points to reach 1,000 career points.

■ DeShields became only the sixth player to surpass 1,000 points while in her second season as a Lady Vol and the 45th UT player in a career

■ The only Lady Vols to have more points after their sophomore seasons at UT are Chamique Holdscraw (1,386), Candace Parker (1,328) and Tamika Catchings (1,274).

■ DeShields scored 648 points as a freshman at North Carolina in 2013-14 before sitting out the 2014-15 season due to NCAA transfer rules.

■ DeShields notched 514 points in 2015-16.

■ She now has 190 this season, 704 as a Lady Vol and 1,352 overall in 84 college games.

FOUR STARTERS RETURN FOR UT

■ Tennessee returns four starters and eight total letterwinners from last year's squad, which wound up 22-14 but made its way to the NCAA Elite Eight.

■ The Lady Vols' top returnee is 6-1 redshirt junior guard Diamond DeShields, who averaged 14.3 points, 5.2 rebounds, 2.3 assists and 1.6 steals despite an injury that limited her effectiveness.

■ DeShields was named AP All-SEC Second Team and made the SEC and NCAA Sioux Falls Regional All-Tournament Teams.

■ Redshirt junior center Mercedes Russell returns after averaging 9.9 points and 8.3 rebounds, blocking 66 shots (No. 8 season total in UT history) and shooting 55 percent from the field.

■ The 6-6 Russell finished third all-time among UT sophomores with 11 double-doubles, trailing only Candace Parker (21) and Chamique Holdscraw (16), and made the NCAA Sioux Falls All-Regional Team after missing all of 2014-15 due to surgery on both feet.

■ Tennessee's other two returning starters are 5-11 senior point guard Jordan Reynolds (4.8 ppg., 4.0 rpg., led team with 89 assts. vs. 55 turnovers) and 6-2 junior guard/forward Jaime Nared (8.3 ppg., 4.8 rpg. after missing first nine games with

a broken hand).

■ Returning non-starters include 6-2 junior forward Kortney Dunbar (3.5 ppg., 1.4 rpg.), 5-9 junior guard Alexa Middleton (3.0 ppg., 1.2 rpg.) and 5-11 sophomore guard/forward Meme Jackson (1.0 ppg., 0.6 rpg.).

NUNN, HARRIS AVAILABLE TO ASSIST, TOO

■ While Tennessee signed three players, only two will be able to contribute this season.

■ With Cheridene Green redshirting due to a knee injury, 6-3 graduate transfer forward Schaquilla Nunn and 6-3 freshman center Kamera Harris will be called upon to help the team.

■ Nunn averaged a double-double of 11.2 points and 10.3 rebounds in her three seasons with Winthrop before graduating and transferring to UT.

■ Nunn put up 13.7 points and 11.3 rebounds per contest as a junior in 2014-15, tallying WU single-season records of 333 rebounds and 109 blocks. She missed last season due to a broken foot.

■ Harris, meanwhile, averaged 12.4 ppg., 9.9 rpg. and 8.6 bpg. as a senior at Dutchtown (Hampton, Ga.) H.S.

■ She broke Brittney Griner's national single-game prep record (25) for blocks in 2014 with 28 vs. Veterans High School in the first round of the state tournament.

LADY VOLS LOSE FOUR FROM 2015-16 TEAM

■ Four Lady Vols, all graduates, departed after last season.

■ Bashaara Graves (6-2, F, WNBA 2nd Round Draft Pick) and Nia Moore (6-3, C, playing Poland) concluded their Lady Vol careers.

■ Graves was an AP All-America Honorable Mention and AP All-SEC Second Team selection a year ago (10.9 ppg., 7.5 rpg.).

■ Graves finished third on UT's all-time rebound list with 1,044 and was 19th in scoring at 1,509.

■ Moore averaged 2.0 points and 1.9 rebounds in 24 games, starting five of them.

■ UT also lost 5-9 redshirt junior guard Andraya Carter (4.8 ppg., 2.3 rpg. in 36 games/25 starts) and 6-2 senior forward Jasmine Jones (5.0 ppg., 4.5 rpg. in six games) to injuries that forced an early end to their careers.

■ The four players were part of the first recruiting class for Head Coach Holly Warlick.

■ Graves and Jones earned degrees in sociology, while Moore earned a degree in psychology. Carter finished her undergraduate work in communication studies in August 2015 and began work on a master's in sport psychology during what turned out to be her final season.

■ All of the players but Carter were saluted on Senior Night, when Tennessee defeated Georgia on Feb. 28, 2016, 80-60. Carter didn't announce her decision not to return until Aug. 3, 2016.

GRAVES IS 42ND UT PLAYER IN WNBA

■ Bashaara Graves became the 42nd Tennessee player to compete in the WNBA.

■ Graves was chosen with the 22nd overall pick in the second round by the Minnesota Lynx.

■ She became the 37th player in Tennessee history and the sixth coached by Holly Warlick to be drafted by a WNBA team.

■ Graves is the sixth Tennessee student-athlete taken in the Holly Warlick's four years as head coach. Graves joins Kamiko Williams (2013, 2nd round, 15th pick, New York), Meighan Simmons (2014, 3rd round, 26th pick, New York), Isabelle Harrison (2015, 1st round, 12th pick, Phoenix), Cierra Burdick (2015, 2nd round, 14th pick, Los Angeles) and Ariel Massengale (3rd round, 29th pick).

■ Another 2016 graduate, Nia Moore, signed with a foreign team in Poland.

■ During the 2016 WNBA season, nine Lady Vols earned roster spots for all or parts of the year.

COOPER, GREEN OUT WITH INJURIES

■ Te'a Cooper, who averaged 8.6 ppg., 1.9 rpg. and 2.1 apg. last season as an SEC All-Freshman performer, suffered a knee injury during the summer and is sitting out the 2016-17 campaign.

■ The 5-8 guard started 15 of 36 games a year ago and was Tennessee's fourth-leading scorer.

■ Cheridene Green, a 6-3 forward who transferred to UT from ASA Junior College in Brooklyn, N.Y., will join Cooper on the sideline this season.

■ A two-time JUCO All-American who averaged 20.5 points, 16.5 rebounds, 3.9 blocks and 2.5 steals per contest as a sophomore, Green suffered a knee injury last season that prematurely ended her campaign.

INJURY BUG HAS BEEN VERY PESKY

■ Only once last season did Holly Warlick have all 12 players appear in the same game, and that came in the regular season finale vs. Georgia.

■ Eleven players played and Jasmine Jones checked in with six seconds remaining to make a final cameo appearance after her season had effectively ended after five games due to injury.

■ Tennessee played with only seven vs. Virginia Tech and had only six available for the season-opener vs. Central Arkansas.

■ Only four players (Diamond DeShields, Mercedes Russell, Te'a Cooper and Andraya Carter) were available for all 36 games and only six for 33 or more.

NO SHORTAGE OF MISFORTUNE

■ The offseason injury to Te'a Cooper (knee) and the early end to the careers of Andraya Carter (chronic knee) and Jasmine Jones (head) are more in a long line of unfortunate maladies plaguing the Lady Vol program over the past four years.

■ In 2015-16, Jones missed all but six games due to a head injury. Jaime Nared missed nine games with a broken hand. Nia Moore missed 12 contests with a rib injury. Meme Jackson and Alexa Middleton struggled with nagging injuries. Diamond DeShields wasn't healthy all year.

■ In 2014-15, All-America candidate Isabelle Harrison's season came to an early end due to a knee injury. Jasmine Jones' year was halted by a head injury and Mercedes Russell missed the entire season after having surgery on both feet.

■ The 2013-14 campaign saw point guard Ariel Massengale miss the last half of the season due to a head injury.

■ Harrison injured her knee in 2012-13 and missed 10 games. Andraya Carter had her freshman season ended after seven games due to a shoulder injury. Cierra Burdick was out eight games with a broken hand.

SUCCESSFUL START AS HEAD COACH

■ Holly Warlick's 108-34 record (.761) gave her the seventh-highest victory total ever recorded during the first four years on the job by an NCAA Division I women's basketball coach.

■ She won 27 in 2012-13, 29 in 2013-14, 30 in 2014-15 before a 22-win season in 2015-16.

■ Entering the season, Warlick's career (.761) and SEC (.781, 50-14) winning percentages ranked her first among all SEC women's head coaches.

■ Her Lady Vols made it to the NCAA Elite Eight in 2013, 2015 and 2016, making Warlick and Leon Barmore of La. Tech (retired) the only skippers to direct their programs to three NCAA Elite Eight s in their first four seasons as head coaches.

■ Tennessee has claimed three SEC trophies in Warlick's first four seasons, winning regular-season crowns in 2013 and 2015 and claiming the tournament title in 2014.

WARLICK'S START IS UNCOMMON

■ On Feb. 4, 2016, Holly Warlick became the 17th

coach in NCAA DI history to reach 100 career wins in her first four seasons as an NCAA Division I head coach, as the Lady Vols defeated Arkansas, 75-57.

■ Warlick became only the sixth coach since 1992 to reach 100 wins and joined Kristy Curry (Purdue, 1999-2003/now at Alabama) as the only Power Five coaches in the past 24 years to win 100 in their first four years.

■ Warlick was the seventh fastest in the number of days to reach 100, doing so in 1,182. The only others arriving faster were Sonja Hogg, Louisiana Tech (1107); Jody Conradt, Texas (1128); Leon Barmore, Louisiana Tech (1131); Matt Bollant, Wisconsin-Green Bay (1163); Andy Landers, Georgia (1170); Karl Smesko, Florida Gulf Coast (1174).

■ Warlick had the second most wins by a Power Five coach in their first four seasons only trailing Jody Conradt (Texas, 1982-86), who had 125 wins.

■ Warlick ranks second in most wins in her first four seasons in the past 25 years, trailing only Matt Bollant (Wisconsin-Green Bay, 2007-11) who notched 116 wins in his first four years at the helm of the Phoenix.

NEW ASSISTANT, RECRUITING DIRECTOR

■ Sharrona Reaves joined the staff as an assistant coach and recruiting coordinator after doing the same at West Virginia. She replaced Kyra Elzy.

■ Former UT football administrator Heather Ervin was hired as director of recruiting and player personnel to assist Reaves.

CELEBRATION OF LIFE HONORS LEGEND

■ Pat Summitt, the winningest coach in NCAA Division I basketball history, passed away on June 28, 2016, at the age of 64. She was buried near her hometown of Henrietta, Tenn., on June 30, and a Celebration of Life ceremony was held on July 14 at Thompson-Boling Arena.

■ Summitt was born on June 14, 1952, in Clarks-ville, Tenn.

■ The coaching legend announced on Aug. 23, 2011, that she was battling early-onset dementia, Alzheimer's type.

■ Summitt stepped down as Tennessee's women's basketball coach on April 18, 2012, handing her whistle to her long-time assistant, former player and friend, Holly Warlick.

■ She finished 1,098-208 (.840) in 38 seasons.

■ Summitt's teams made a record-setting 31-consecutive NCAA Tournament appearances, winning eight NCAA National Championships and finishing second five times while playing in 22 NCAA or AIAW Final Fours.

■ She also guided the Big Orange to 16 SEC regular-season titles and 16 SEC Tournament crowns, including victories in the first-ever SEC tourney in 1980 and her final one as head coach in 2012.

SIX McDONALD'S A-AS ON ROSTER

■ Tennessee has six McDonald's All-Americans on its 2016-17 roster.

■ Those players are Te'a Cooper, Diamond DeShields, Alexa Middleton, Jaime Nared, Jordan Reynolds and Mercedes Russell.

■ Cooper was the 2015 McDonald's All-American Game Co-MVP, scoring 21 points for the West.

■ Russell was the 2013 McDonald's Game MVP, leading the West to victory with 16 points.

■ Nared led the West to a win in 2014 with 15 points but came up just short in MVP voting.

■ Tennessee now has had 27 McDonald's All-Americans on its rosters through the years.

A LOOK AT UT'S YEARLY RECRUIT RANKINGS

■ Tennessee signed the No. 1 espnW HoopGurlz recruiting class for 2017. ProspectsNation.com agrees with that assessment.

■ UT signed the No. 5 espnW HoopGurlz recruiting class in 2012, No. 3 in 2013, No. 6 in 2014, No.

13 in 2015 (signed #12 & #49 players) and was not ranked in 2016 after the late signing of three players, including a JUCO All-American and an all-conference graduate transfer.

■ The 2013 class included No. 1 Mercedes Russell, No. 8 Jannah Tucker and No. 42 Jordan Reynolds, but Tennessee added that year's No. 3 recruit, Diamond DeShields, to the mix as a transfer, while Tucker transferred in 2015.

■ The top signees from 2013, 2014 and 2015 are Russell (No. 1), Jaime Nared (No. 6) and Te'a Cooper (No. 12), respectively. Cheridene Green, a 2016 newcomer, is a two-time JUCO All-American.

2015-16 AWARDS & HONORS

■ The SEC coaches postseason awards were announced on March 1, and Te'a Cooper was named to the SEC Coaches' All-Freshman team.

■ Redshirt junior guard Andraya Carter was named to the SEC Community Service Team.

■ Carter also earned the Arthur Ashe Jr. Female Sports Scholar of the Year as well as the Arthur Ashe Jr. Women's Basketball Award winner.

■ The AP named Diamond DeShields and Bashaara Graves to its All-SEC Second Team.

■ The AP tabbed Bashaara Graves as an Honorable Mention All-American.

■ Te'a Cooper was named SEC Freshman of the Week on January 26.

■ Graves earned SEC Co-Player of the Week and TSWA Player of the Week on Nov. 24.

SIX MAKE SEC ACADEMIC HONOR ROLL

■ UT had six on the SEC Academic Honor Roll.

■ The group included Andraya Carter, Diamond DeShields, Kortney Dunbar, Bashaara Graves, Alexa Middleton and Jaime Nared.

LADY VOLS HAVE WON 35 SEC TITLES

■ Tennessee has won a combined total of 35 SEC Championships, claiming its 18th all-time SEC regular-season title in 2015-16.

■ That regular season co-championship came on the heels of UT's SEC Tournament title in 2013-14.

■ The Lady Vols have won SEC regular-season championships in four of the past seven seasons.

■ UT has 17 league tournament titles to its credit, including three straight from 2010 to 2012 and four of the last seven.

■ Since 1985, there have been only six seasons where Tennessee didn't win at least a regular season or tournament title. Those came in 1986, 1987, 1991, 1997, 2009 and 2016.

■ The Lady Vols have swept SEC regular-season and tournament championships on eight occasions. Those years were 1980, 1985, 1994, 1998, 1999, 2000, 2010 and 2011.

■ Tennessee stands first in regular season and tournament titles in conference history with Georgia ranking second with seven regular season trophies and Vanderbilt standing sixth in tourney hardware with six pieces.

UT HAS BEEN IN ALL 35 NCAA TOURNEYS

■ Tennessee is the only team to have played in all 35 NCAA Div. I women's basketball tournaments.

■ The Lady Vols are 123-27 all-time in NCAA play, advancing to the Elite Eight in three of the past four seasons.

■ UT's been to 34 Sweet 16s, 28 Elite Eights and 18 NCAA Final Fours in 35 seasons of NCAA play.

► THE LAST TIME

LAST TIME A TENNESSEE PLAYER...

Scored 30 points Dec. 30, 2015 vs. Stetson, Diamond DeShields, 30, (UT 90, SU 56)
 Scored 40 points Mar. 3, 1985 vs. Mississippi, Shelia Collins, 40, (UT 79, UM 71)
 Scored 50 points Nov. 13, 1976 vs. Kentucky, Patricia Roberts, 51, (UT 107, UK 53)
 Had 20 rebounds Mar. 19, 2012 vs. DePaul, Glory Johnson, 21, (UT 63, DU 48)
 Had 25 rebounds Never
 Had 10 assists Dec. 29, 2016 vs. UNCW, Jordan Reynolds, 10, (UT 90, UNCW 54)
 Had 15 assists Mar. 6, 1988 vs. Georgia, Dawn Marsh, 18, (UT 82, UG 76)
 Had 7 blocks Jan. 3, 2013 at South Carolina, Isabelle Harrison, 7, (UT 73, SC 53)
 Had 10 blocks Feb. 22, 2010 vs. LSU, Kelley Cain, 12, (UT 70, LSU 61)
 Had 7 steals Dec. 2, 2015 vs. ETSU, Diamond DeShields, 7, (UT 85, ETSU 49)
 Had 10 steals Jan. 14, 1996 at Kentucky, Michelle Marciniak, 11, (UT 60, UK 45)
 Made 5+ three-pointers Dec. 21, 2016 vs. Troy, Alexa Middleton, 7, (UT 110, TROY 84)
 Made 8 three-pointers Mar. 1, 2015 vs. Vanderbilt, Ariel Massengale, 8, (UT 79, VU 49)
 Made 10 three-pointers Never
 No Lady Vol scored in double figures Mar. 29, 2002 vs. Connecticut (UConn 79, UT 56)
 Eight Lady Vols in double figure scoring Nov. 29, 2002 vs. Puerto Rico-Mayaguez (UT 136, PRM 26)
 Seven Lady Vols in double figure scoring Dec. 17, 2003 vs. DePaul (UT 96, DU 89)
 Six Lady Vols in double figure scoring Dec. 21, 2016 vs. Troy (UT 110, TROY 84)
 Five Lady Vols in double figure scoring Jan. 5, 2017 vs. Vanderbilt (UT 70, VU 57)
 Four Lady Vols with double-digit rebounds Dec. 14, 2013 vs. Troy (UT 103, TU 64)
 Three Lady Vols with double-digit rebounds Nov. 30, 2016 vs. Tennessee State (UT 86, TSU 36)
 Three Lady Vols with 20+ points Dec. 29, 2016 vs. UNCW (UT 90, UNCW 54)
 Four Lady Vols with double-doubles Nov. 14, 2014 vs. Penn (UT 97, UP 52)
 Three Lady Vols with double-doubles Dec. 21, 2016 vs. Troy (UT 110, TROY 84)
 Had a triple-double Dec. 29, 2016 vs. UNCW, Jordan Reynolds, 11 pts, 14 rebs, 10 asts (UT 90, UNCW 54)

LAST TIME TENNESSEE...

Scored 100 points Dec. 21, 2016 vs. Troy (UT 110, TROY 84)
 Scored 90 points Dec. 29, 2016 vs. UNCW (UT 90, UNCW 54)
 Scored 60 points or less Dec. 18, 2016 vs. #10/10 Stanford, (UT 59, SU 51)
 Scored 50 points or less March 5, 2016 vs. Mississippi State, (MSU 58, UT 48)
 Scored 40 points or less Feb. 19, 1972 at UNC Greensboro (UNC 51, UT 36)
 Shot 60 percent FG Jan. 30, 2014 vs. Arkansas, .622 (28-45), (UT 70, ARK 60)
 Shot 55 percent FG Dec. 29, 2016 vs. UNCW, .581 (36-62), (UT 90, UNCW 54)
 Shot 40 percent FG or lower Jan. 5, 2017 vs. Vanderbilt, .355 (22-62), (UT 70, VU 57)
 Shot 30 percent FG or lower March 5, 2016 vs. Mississippi State, .281 (18-64), (MSU 58, UT 48)
 Shot 25 percent FG or lower Dec. 14, 2010 at Baylor, .250 (18-72), (BU 65, UT 54)
 Won 20 games in a row Dec. 19, 2010-Mar. 28, 2011 25-game streak
 Won 15 games in a row Dec. 19, 2010-Mar. 28, 2011 25-game streak
 Won 10 games in a row Dec. 3, 2014-Jan. 15, 2015 11-game streak
 Lost 3 games in a row Feb. 5, 1986-Feb. 10, 1986, 3-game streak
 Lost 5 games in a row Jan. 28, 1970-Jan. 22, 1971, 5-game streak
 Won 60 home games in a row Feb. 2, 1991-Jan. 6, 1996, 69-game streak
 Won 50 home games in a row Feb. 2, 1991-Jan. 6, 1996, 69-game streak
 Won 40 home games in a row Feb. 22, 2009-Feb. 2, 2012, 45-game streak
 Won 10 road games in a row Jan. 2, 2008-Dec. 14, 2008, 19-game streak
 Won 15 road games in a row Jan. 23, 2000-Jan. 27, 2002, 26-game streak
 Won 20 road games in a row Jan. 23, 2000-Jan. 27, 2002, 26-game streak
 Won 25 road games in a row Jan. 23, 2000-Jan. 27, 2002, 26-game streak
 Lost 3 road games in a row Nov. 20, 2016-Dec. 11, 2016, 3-game streak
 Lost 5 road games in a row Jan. 14, 2016-Feb. 7, 2016, 5-game streak
 Lost consecutive SEC games Feb. 21, 2016 at LSU (LSU 57, UT 56) & Feb. 25, 2016 at Alabama (ALA 54, UT 53)
 Gave up 100 points Mar. 6, 1987 vs. Auburn (AU 102, UT 96)
 Gave up 90 points Feb. 9, 2012 vs. Vanderbilt (VU 93, UT 79)
 Gave up 60 points or less Jan. 5, 2017 vs. Vanderbilt (UT 70, VU 57)
 Gave up 50 points or less Nov. 30, 2016 vs. Tennessee State (UT 86, TSU 36)
 Gave up 40 points or less Nov. 30, 2016 vs. Tennessee State (UT 86, TSU 36)
 Defeated Top 5 Team At Home March 2, 2014 vs. #4/5 South Carolina (UT 73, SC 61)
 Defeated Top 5 Team On The Road Jan. 6, 2007, at #5/5 UConn (UT 70, UC 64)
 Defeated Top 10 Team At Home Dec. 18, 2016 vs. #10/10 Stanford, (UT 59, SU 51)
 Defeated Top 10 Team On The Road Dec. 19, 2015 at #7/7 Oregon State (UT 53, OSU 50)
 Lost To An Unranked Team Nov. 27, 2016 at Virginia Tech (VT 67, UT 63)

LAST TIME AN OPPOSING PLAYER...

Scored 30 points Dec. 4, 2016, Alexis Jones, Baylor, 30 (BAY 88, UT 66)
 Scored 40 points Dec. 20, 2011, Nneka Ogumike, Stanford, 42, (SU 97, UT 80)
 Scored 50 points Never
 Had 20 rebounds Dec. 21, 2013, Chiney Ogumike, Stanford, 20, (SU 76, UT 70)
 Had 25 rebounds Never
 Had 10 assists Dec. 4, 2016, Alexis Jones, Baylor, 10 (BAY 88, UT 66)
 Had 15 assists Never
 Made 5+ three-pointers Dec. 21, 2016, Claressa Banks, Troy, 5 (UT 110, TROY 84)
 Made 8 three-pointers Dec. 21, 1992, Molly Goodenbour, Stanford, 9, (UT 84, SU 79)
 Made 10 three-pointers Never
 No opposing player scored in double figures Nov. 30, 2016 vs. Tennessee State (UT 86, TSU 36)

LAST TIME AN OPPONENT...

Shot 60 percent FG Nov. 25, 2004, Texas, .604 (29-48), (TX 74, UT 59)
 Shot 55 percent FG Jan. 19, 2015, #6/7 Notre Dame, .582 (32-55), (ND 88, UT 77)
 Shot 50 percent FG Jan. 18, 2016 at #3/3 Notre Dame, .519 (28-54), (ND 79, UT 66)
 Shot 40 percent FG or lower Jan. 5, 2017 vs. Vanderbilt, .345 (19-55), (UT 70, VU 57)
 Shot 30 percent FG or lower Nov. 30, 2016 vs. Tennessee State, .200 (13-65), (UT 86, TSU 36)
 Shot 20 percent FG or lower Nov. 30, 2016 vs. Tennessee State, .200 (13-65), (UT 86, TSU 36)

► SEASON HONORS

2016-17 HONORS**DIAMOND DESHIELDS**

- ESPNW NCAA WBB Media Day "Starting Five"
- Media Preseason All-SEC Team
- Coaches Preseason All-SEC First Team
- Naismith Trophy Preseason Watch List
- Wade Trophy Preseason Watch List

KORTNEY DUNBAR

- Omicron Delta Kappa Leadership Society

JAIME NARED

- VOLeaders Academy

MERCEDES RUSSELL

- SEC Player of the Week (1/3/17)
- College Sports Madness SEC Player of the Week (1/3/17)
- Coaches Preseason All-SEC Second Team
- Naismith Trophy Preseason Watch List



► 2016-17 SUPERLATIVES

ATTENDANCE SUMMARY

	Games	Totals	Average
Home	8	68,819	8,602
Away	6	24,351	4,058
Neutral	0	-	-
Total	14	93,170	6,655

■ UT's RECORD WHEN...

Leading after one quarter.....	7-0
Trailing after one quarter.....	3-4
Tied after one quarter.....	0-0

Leading at halftime.....	9-1
Trailing at halftime.....	0-3
Tied at halftime.....	1-0

Leading after three quarters.....	10-0
Trailing after three quarters.....	0-4
Tied after three quarters.....	0-0

Leading with 5:00 remaining.....	10-0
Trailing with 5:00 remaining.....	0-4
Tied with 5:00 remaining.....	0-0

In Overtime.....	0-0
------------------	-----

Tennessee out-rebounds opponent.....	8-2
Tennessee is out-rebounded.....	2-2
Same amount of rebounds.....	0-0

Tennessee commits more turnovers.....	5-2
Opponent commits more turnovers.....	5-1
Same amount of turnovers.....	0-1

Tennessee shoots 50 percent or better.....	4-0
Opponent shoots 50 percent or better.....	0-0

Tennessee shoots 50 percent or less.....	6-4
Opponent shoots 50 percent or less.....	10-4

Tennessee shoots better than opponent.....	10-1
Opponent shoots better than Tennessee.....	0-3
Same shooting percentage.....	0-0

Tennessee has more free-throw attempts.....	10-1
Opponent has more free-throw attempts.....	0-3
Same amount of free-throw attempts.....	0-0

Tennessee bench outscored opponent bench.....	5-1
Opponent bench outscored Tennessee bench.....	5-3
Benches score the same.....	0-0

Tennessee scores less than 50.....	0-0
Tennessee scores between 50-59.....	1-1
Tennessee scores between 60-69.....	0-3
Tennessee scores between 70-79.....	2-0
Tennessee scores between 80-89.....	4-0
Tennessee scores between 90-99.....	2-0
Tennessee scores 100 or more.....	1-0

Opponent scores less than 50.....	1-0
Opponent scores between 50-59.....	5-0
Opponent scores between 60-69.....	3-1
Opponent scores between 70-79.....	0-2
Opponent scores between 80-89.....	1-1
Opponent scores between 90-99.....	0-0
Opponent scores 100 or more.....	0-0

In November.....	4-2
In December.....	4-2
In January.....	2-0
In February.....	0-0
In March.....	0-0
In April.....	0-0

On Monday.....	0-0
On Tuesday.....	1-0
On Wednesday.....	3-0
On Thursday.....	2-0
On Friday.....	1-0
On Saturday.....	0-0
On Sunday.....	3-4

Margin of Victory/Defeat

	1	2	3	4	5	6	7	8	9	10	11-15	16-19	20-24	25+
Wins	-	-	-	-	-	-	1	1	-	-	2	-	-	6
Losses	-	-	-	1	1	-	-	-	-	-	1	-	1	-

Most First Quarter Points

Tennessee	35	vs. Troy (12/21/16)
Opponents	24	vs. App State (12/14/16)*

Most Third Quarter Points

Tennessee	27	vs. UNCW (12/29/16)
Opponents	27	at Va. Tech (11/27/16)

Fewest First Quarter Points

Tennessee	10	vs. Baylor (12/4/16)*
Opponents	7	at Vanderbilt (1/5/17)

Fewest Third Quarter Points

Tennessee	12	at JMU (11/11/16)
Opponents	7	vs. UNCW (12/29/16)

Largest First Quarter Lead

Tennessee	20	vs. Troy (12/21/16)
Opponents	14	vs. Baylor (12/4/16)

Largest Third Quarter Lead

Tennessee	38	vs. Tenn. State (11/30/16)
Opponents	27	vs. Baylor (12/4/16)

Most Second Quarter Points

Tennessee	28	at JMU (11/11/16)
Opponents	27	vs. Troy (12/21/16)

Most Fourth Quarter Points

Tennessee	38	vs. Troy (12/21/16)
Opponents	27	vs. Troy (12/21/16)

Fewest Second Quarter Points

Tennessee	6	at Penn St. (11/20/16)
Opponents	8	vs. Tenn. State (11/30/16)

Fewest Fourth Quarter Points

Tennessee	14	vs. Stanford (12/18/16)
Opponents	5	vs. Navy (11/13/16)

Most First Half Points

Tennessee	48	vs. Tenn. State (11/30/16)
Opponents	48	vs. Baylor (12/4/16)

Most Second Half Points

Tennessee	63	vs. Troy (12/21/16)
Opponents	42	vs. Troy (12/21/16)

Fewest First Half Points

Tennessee	20	at Penn St. (11/20/16)
Opponents	18	vs. Tenn. State (11/30/16)

Fewest Second Half Points

Tennessee	30	vs. Stanford (12/18/16)
Opponents	18	vs. Tenn. State (11/30/16)

Largest Halftime Lead

Tennessee	30	vs. Tenn. State (11/30/16)
Opponents	20	vs. Baylor (12/4/16)

Largest Margin of Victory

Tennessee	50	vs. Tenn. State (11/30/16)
Opponents	22	vs. Baylor (12/4/16)

Jump Balls Controlled

Tennessee	13
Opponents	1

Mercedes Russell

1

Scored UT's First Points

Jordan Reynolds	5
Diamond DeShields	3
Jaime Nared	3
Mercedes Russell	2
Schaquilla Nunn	1

Blocks Leader*

Mercedes Russell	8
Diamond DeShields	6
Kortney Dunbar	3
Alexa Middleton	2
Schaquilla Nunn	2
Jaime Nared	2
Kamera Harris	1

How Scored First Points

Jump Shot	7
Lay-up	5
3-Pointer	1
Free Throw	1

10+ Points

Mercedes Russell	13
Jaime Nared	12
Diamond DeShields	11
Jordan Reynolds	7
Alexa Middleton	4
Meme Jackson	3
Schaquilla Nunn	3
Kortney Dunbar	1

First Off UT Bench^

Alexa Middleton	10
Schaquilla Nunn	3
Kortney Dunbar	1
Meme Jackson	1

15+ Points

Mercedes Russell	12
Jaime Nared	9
Diamond DeShields	8
Alexa Middleton	4
Meme Jackson	2

^ includes multiple subs

Points Leader*

Mercedes Russell	5
Jaime Nared	4
Diamond DeShields	3
Alexa Middleton	3

20+ Points

Alexa Middleton	3
Jaime Nared	3
Mercedes Russell	3
Diamond DeShields	2
Meme Jackson	1

3-Points Leader*

Jaime Nared	6
Meme Jackson	5
Alexa Middleton	4
Diamond DeShields	3
Kortney Dunbar	3
Jordan Reynolds	2

Reb. Leader*

Mercedes Russell	8
Jaime Nared	3
Jordan Reynolds	2
Diamond DeShields	1
Schaquilla Nunn	1

10+ Rebounds

Mercedes Russell	9
Jaime Nared	6
Diamond DeShields	2
Schaquilla Nunn	1
Jordan Reynolds	1

Assists Leader*

Jordan Reynolds	8
Diamond DeShields	6
Alexa Middleton	2
Meme Jackson	1

15+ Rebounds

Schaquilla Nunn	1
-----------------	---

Steals Leader*

Jordan Reynolds	6
Jaime Nared	4
Alexa Middleton	3
Diamond DeShields	2

5+ Assists

Diamond DeShields	4
Jordan Reynolds	4
Meme Jackson	1
Alexa Middleton	1

5+ Steals

Alexa Middleton	1
-----------------	---

3+ 3-Pointers

Alexa Middleton	3
Jaime Nared	2
Diamond DeShields	1
Kortney Dunbar	1
Meme Jackson	1

Double-Doubles

Mercedes Russell	9
Jaime Nared	6
Diamond DeShields	2
Jordan Reynolds	2

Free Throws in Final Four Minutes^

Diamond DeShields	3-3
Jaime Nared	7-8
Alexa Middleton	9-12
Schaquilla Nunn	3-4
Jordan Reynolds	4-6
Meme Jackson	4-8
Kamera Harris	1-2
Mercedes Russell	1-2

Charges Drawn

Diamond DeShields	3
Schaquilla Nunn	2
Mercedes Russell	2
Jaime Nared	1

10 Second Violations Caused

Wire-to-Wire Wins	1
-------------------	---

Technical Fouls

* Includes all ties

^ Also includes all of OT

► HEAD COACH HOLLY WARLICK



■ THE WARLICK FILE

Born: June 11, 1958**Education:**

Bearden High School (Knoxville, Tenn.), '76
B.S., Tennessee, '81
M.S., Virginia Tech, '83

Playing Career:

University of Tennessee (1976-80): three-time All-American, Women's Basketball Hall of Fame inductee, 1980 Olympic Team, first player at UT to have her jersey (#22) retired

As she spends her fifth season at the helm of the Tennessee Lady Volunteers, Holly Warlick already has built a very impressive résumé in her young head coaching career. Her worksheet contains accomplishments few coaches have achieved in their entire careers, much less as first-time head coaches.

Those successes, indeed, confirm that Warlick was the right choice to take the reins at Tennessee and that she and her staff have the chops to run a championship program. A disciple of the late Pat Summitt, Warlick has maintained the core values of her former coach, co-worker and friend while at the same time employing her own personality, style and competitive energy to coach today's players.

Whether as an All-America player from 1976-80, an assistant and associate head coach for 27 seasons from 1985 to 2012, or head coach from 2012 to present, Warlick has thrived during her more than three decades in the spotlight at Rocky Top. She enters her fifth year as head coach and 36th season of overall affiliation with the program hoping to build upon last season's NCAA Elite Eight finish.

Vice Chancellor and Director of Athletics Dave Hart named Warlick head coach of the Lady Vols on April 18, 2012, as women's hoops legend Pat Summitt stepped into the role of head coach emeritus. In a touching and symbolic gesture the following day at a press conference announcing the changes, Summitt presented her coaching whistle to her long-time aide and former floor general.

Since that day, Warlick has proven that she was up to the monumental task. Despite being picked to finish as low as fifth in the SEC and 20th nationally, her first squad won the 2013 SEC regular season title and made the NCAA Elite Eight, finishing 27-8/14-2 despite injuries that forced players to miss a combined 53 games. Her 2014 edition went 29-6/13-3, winning an SEC Tournament title and making it to the NCAA Sweet 16.

In 2015, her third team reached the 30-win plateau at 30-6/15-1, claiming a share of the regular-season SEC crown and charting the second NCAA Elite Eight appearance in her three seasons. A year ago, UT took a while to find its way, but Warlick's fourth edition (22-14) did just that and posted another Elite Eight showing at season's end.

During Warlick's first four seasons, six Lady Vols have been taken in the WNBA Draft. Bashaara Graves (2nd Rd.) went in 2016; Isabelle Harrison (1st Rd.), Cierra Burdick (2nd Rd.) and Ariel Masengale (3rd Rd.) were chosen in 2015; Meighan Simmons (3rd Rd.) was taken in 2014 and Kamiko Williams (2nd Rd.) was selected in 2013. Simmons was twice named SEC Player of the Year (2013, 2014) during her UT career.

On the international scene, Warlick became a gold medal coach, and two of her players joined her in earning that hardware. Warlick served as an assistant coach, while Mercedes Russell and Diamond DeShields played on the undefeated (6-0) 2015 USA World University Games Team in South Korea.

From 2012-16, Tennessee also has produced in the classroom, with 13 players earning a total of 26 spots on the SEC Academic Honor Roll. In 2015, Cierra Burdick became Warlick's first CoSIDA Academic All-American, garnering second-team honors and also earned UT Torchbearer, the most prestigious accolade a Tennessee student can receive.

Warlick has been recognized personally for her performance. In 2013, members of the Women's Basketball Coaches Association named her the Spalding Maggie Dixon Division I Rookie Coach of the Year. She was selected by the AP and league coaches as the 2013 SEC Women's Basketball Coach of the Year, and members of the Tennessee Sports Writers Association also chose her as TSWA Women's Basketball Coach of the Year that season.

Warlick and her staff also continue to build for the future on the recruiting trail. They have welcomed seven McDonald's All-Americans in four seasons and feature two of the top three players in the 2013 signing class in Russell and DeShields as well as a top-10 player in Jaime Nared (No. 6, 2014). Te'a Cooper, a 2015 signee, was considered a top 5 player by several rating services.

After Warlick helped shape the direction of Lady Vol basketball as an assistant on Summitt's staff for more than a quarter of a century, the pupil took on greater responsibility and oversaw daily supervision of the basketball office during the 2011-12 season. She also handled a large measure of the media obligations after Summitt's Aug. 23, 2011, announcement regarding the diagnosis of early onset dementia, "Alzheimer's type."

Providing an excellent example of how people rally around each other, the Tennessee staff members pulled together remarkably in the face of that adversity. The end result was a 27-9 overall record, an SEC Tournament Championship and advancement to the NCAA Regional Final.

It's worth noting that Warlick was by Summitt's side, either as a player or an assistant, for 949 of the coach's NCAA-record 1,098 wins and all eight NCAA National Championships. Her value to the program has been evident for some time, as she had held the role of associate head coach since the 2005-06 campaign.

The WBCA also had recognized Warlick's contributions to Tennessee's success through the years, naming Warlick the nation's top assistant coach after she helped lead UT to its seventh national title in 2007. The NCAA Division I women's basketball coaches also recognized Warlick as one of the nation's top assistants in 1998, ranking her prominently in The Women's Basketball Journal poll.

In addition to the NCAA title and coaching honor in 2007, Warlick also teamed up for the first time with former fellow Lady Vol player and assistant Nikki (Caldwell) Fargas, the current head coach at LSU, to pursue her other passion. That pursuit is riding a motorcycle and raising money for the fight against breast cancer.

FEW BEGIN CAREERS WITH SUCCESS LIKE THIS

• *Holly Warlick's 108-34 record (.761) gave her the seventh-highest victory total ever recorded during the first four years on the job by an NCAA Division I women's basketball coach.*

• *Warlick became the 17th women's basketball coach to win 100 games in her first four seasons at the NCAA Division I level when UT beat Arkansas, 75-57, on Feb. 4, 2016. She's only the sixth since 1992 to do that.*

• *She joined the legendary Leon Barmore of Louisiana Tech as the only skippers to direct their programs to three NCAA Elite Eight appearances in their first four seasons as head coaches.*

• *Entering 2016-17, Warlick's career (.761) and SEC (.781, 50-14) winning percentages ranked her first among all SEC women's head coaches.*

• *Her Lady Vols made it to the NCAA Elite Eight in 2013, 2015 and 2016, and may have extended their runs had it not been for some key injuries the past two seasons.*

• *Tennessee has claimed three SEC trophies in Warlick's first four seasons, winning regular-season crowns in 2013 and 2015 and claiming the tournament title in 2014.*

• *Warlick has continued the Lady Vols' 100-percent graduation rate for players who have completed their collegiate careers at Tennessee.*

• *Since becoming head coach, six of her players have been taken in the WNBA Draft. Three, including a first-rounder, were taken in 2015.*

Warlick and Fargas created the Champions For A Cause Foundation, a long haul motorcycle ride dedicated to raising funds and awareness for a cure for breast cancer. The charitable organization has raised and donated more than \$150,000. Past trips include the inaugural ride from San Francisco to Knoxville as well as trips from the Badlands to Las Vegas and from Knoxville to Key West, Fla., New Orleans, Niagara Falls and, most recently in 2013 and 2014, Panama City, Fla.

On Feb. 10, 2008, Warlick and Fargas presented a \$10,000 check to the late N.C. State Head Coach Kay Yow and the Kay Yow/WBCA Cancer Fund. At Tennessee's "Live Pink, Bleed Orange" game vs. Vanderbilt on Feb. 17, 2013, three checks worth \$15,000 were presented by Champions for a Cause to the UT Breast Health Outreach Program, Kay Yow Cancer Foundation and the Brady James Foundation to help raise money for breast cancer research. Those presentations to organizations have become an annual event, thanks to fundraising efforts and the generosity of many.

Warlick also presented a special pink basketball to her sister, Marion Ferrill, prior to the start of that game in 2013. Ferrill was diagnosed with breast cancer in the fall of 2012 and was pronounced cancer free on Sept. 30 after undergoing surgery shortly after her diagnosis.

With all of her accomplishments in coaching and in her charitable endeavors it might be easy to overlook the fact that Warlick left just as powerful a mark on women's hoops as a player at UT.

It doesn't seem that long ago that the charismatic Knoxville native was flying up and down the court as an All-America Lady Vol point guard.

For more than three decades, Warlick has been considered the finest point guard ever to play for the Lady Vols. In addition to being selected to the CONVERSE/Lady Vol Team of the Decade for the 1980s in January of 1994, five different halls of fame opened their doors to her.

On Feb. 27, 2004, she was inducted into the Tennessee Sports Hall of Fame. In October 2002, she became a member of the University of Ten-

nessee Lady Vol Hall of Fame in the second class of inductees. In June 2001, the Women's Basketball Hall of Fame selected Warlick as one of 10 inductees enshrined into the Hall for the Class of 2001. For the hometown girl, who grew up in the Rocky Hill section of Knoxville and graduated from Bearden High School, it was a dream-come-true.

In the summer of 1994, Warlick gained admission to her first hall of fame. She was honored as one of the City of Knoxville's finest all-time athletes with her inclusion in the Greater Knoxville Sports Hall of Fame.

Including the 2015-16 season, Warlick has invested 35 years in the program, having helped shape UT into a national powerhouse with tenure as both a player and a coach. Warlick's expertise and major contributions to the team as an assistant came from her work with the guards. Simmons, Ariel Massengale, Shekinna Stricklen, Kara Lawson, Angie Bjorklund and Shanna Zolman are just a few of the successful players Warlick helped recruit and coach as an assistant coach.

Warlick's association with the Lady Vols started in 1976 when she joined the program as a scholarship 400-meter track athlete who ended up walking on to the basketball team. Soon, she would become the most prolific player in the history of Tennessee Lady Vol basketball.

Warlick was the first player in Tennessee athletics (men or women) to have her jersey retired (number 22) at the end of her career in 1980. Bearden, her prep alma mater in Knoxville, retired Warlick's high school jersey (also No. 22) prior to a home football game on Oct. 26, 2012.

Known as a play-making wiz during her four years as UT's point guard, Warlick was once tabbed the "best player in the South." As a rookie, Warlick helped lead the Lady Vols to their first Final Four appearance in school history in 1977. She had no trouble adjusting her enthusiasm and knowledge of the game into the coaching role.

In 19 of the past 35 years Warlick has been affiliated with UT, she has found herself at the Final Four as a player (1977, 1979, 1980) or as a coach (1986, 1987, 1988, 1989, 1991, 1995, 1996, 1997, 1998, 2000, 2002, 2003, 2004, 2005, 2007 and 2008). Her best Final Four showing as a player was national championship runner-up in her senior season. As a coach, she has helped the Lady Vols grab the brass ring all eight times (1987,

1989, 1991, 1996, 1997, 1998, 2007 and 2008).

A three-time All-American while playing for Summitt from 1976-80, Warlick previously held UT records for most assists in a game (14), most steals in a contest (nine), most assists in a season (225) and most games in a career (142). She continues to hold the Lady Vol single-season steals record with 141 in 1978-79.

Warlick possesses vast international playing experience as well. In addition to being a member of the 1980 U.S. Olympic Team, which did not compete in the Moscow Olympics, Warlick and the 1980 U.S. team won gold at the 1980 FIBA Olympic Qualifying Tournament.

She also captured a gold medal playing for the USA at the 1979 FIBA World Championship, marking the first gold medal for the USA at the FIBA World Championships since 1957 and breaking a streak of five-straight golds by the USSR, a silver medal at the 1979 Pan American Games and gold at the 1979 R. William Jones Cup. Additionally, she served as a player representative on the USA BASKETBALL council and was a member of the USOC Advisory Council for Basketball.

In recognition of being a former Olympian, Warlick earned the distinct honor of running the Olympic torch through Knoxville as it made its way to the 1996 Olympic Games in Atlanta, Ga. Post-collegiately, she was a WPBL All-Star, leading the Nebraska Wranglers to the championship of the Women's Professional Basketball League in 1981.

Prior to joining the Tennessee staff for the 1985-86 season, Warlick gained experience at two other stops on the coaching circuit. She was an assistant coach at Virginia Tech from 1981-83 and an assistant from 1983-85 at Nebraska.

A native of Knoxville, Warlick earned her B.S. in marketing from Tennessee in 1981 and her master's degree in athletic administration from Virginia Tech in 1983. Warlick added "biker" to her vitae in 2001. To commemorate her induction into the Women's Basketball Hall of Fame, a number of Warlick's friends got together and presented her with a Harley-Davidson "Sportster" motorcycle. Just six years later, Warlick already was using her love of the bike towards a greater cause, establishing the Champions For A Cause Foundation with Fargas.

WARLICK YEAR-BY-YEAR

SCHOOL	YEARS	RECORD
at Tennessee (player)	1976-77	28-5
	1977-78	27-4
	1978-79	30-9
	1979-80	33-5
Totals	4 years	118-23
at Virginia Tech (assistant)	1981-82	16-12
	1982-83	13-12
Totals	2 years	29-24
at Nebraska (assistant)	1983-84	16-12
	1984-85	10-18
Totals	2 years	26-30
at Tennessee (assistant)	1985-86	24-10
	1986-87	28-6
	1987-88	31-3
	1988-89	35-2
	1989-90	27-6
	1990-91	30-5
	1991-92	28-3
	1992-93	29-3
	1993-94	31-2
	1994-95	34-3
	1995-96	32-4
	1996-97	29-10
	1997-98	39-0
	1998-99	31-3
	1999-00	33-4
	2000-01	31-3
	2001-02	29-5
	2002-03	33-5
	2003-04	31-4
	2004-05	30-5
(associate head)	2005-06	31-5
	2006-07	34-3
	2007-08	36-2
	2008-09	22-11
(head coach)	2009-10	32-3
	2010-11	34-3
	2011-12	27-9
	2012-13	27-8
	2013-14	29-6
	2014-15	30-6
	2015-16	22-14
	2016-17	10-4
Totals	31 years	949-160

As Head Coach At UT: 118-38 (.756) – 5th year
As Asst./Assoc. HC At UT: 831-122 (.872) – 27 years
As Coach At UT: 949-160 (.856) – 32nd year
As Player At UT: 118-23 (.837) – 4 years
Overall At UT: 1,067-183 (.854) – 36th year
As Assistant Elsewhere: 55-54 (.505) – 4 years
Overall As A Coach: 1,004-214 (.824) – 36th year
Combined As Player/Coach: 1,122-237 (.826) – 40th yr.

HONORS AS HEAD COACH

- 2013 Spalding Maggie Dixon Division I Rookie Coach of the Year.
- 2013 AP & Coaches SEC Coach of the Year.
- 2013 Tennessee Sports Writers Association Women's Basketball Coach of the Year.
- Served as an assistant coach for the gold-medal-winning 2015 USA World University Games Team



2 TE'A COOPER

Name Pronounced: TAY-uh



SO Guard | 5-9 | Communication Studies
Powder Springs, Ga. | McEachern H.S.

•Sitting out this season to rehab a left knee injury suffered during summer 2016.

- Named to the Coaches SEC All-Freshman Team after finishing her freshman year fourth on the team in scoring at 8.6 points per game while also notching 2.1 assists and 1.2 steals per game.
- Scored in double digits 15 times and had more than 20 points vs. Central Arkansas, ETSU and Georgia.**
- Led Tennessee in scoring against Vanderbilt (1/21), Kentucky (1/25), Alabama (1/31) and Green Bay (3/18) during her freshman season.
- Led the team in assists and steals on 10 occasions each during the 2015-16 season.
- Finished third on the team in steals (43) and assists (74).
- One of only four UT players to appear in all 36 games in 2015-16, earning 15 starts as a rookie.
- Became the 19th Lady Vol freshman to start her debut game as she finished with 22 points against Central Arkansas, tied for the second most points by a UT freshman in her debut. Semeka Randall owns the record as she scored 24 against Ole Miss on 11/18/97.
- Became the sixth UT freshman to score more than 20 points in her debut and had the third most assists by a Lady Vol freshman in her debut game, notching six.
- Scored a career-high 23 points against ETSU on 9-of-18 shooting from the field and going 3-of-5 from behind the arc.
- Named SEC Freshman of the Week after averaging 15.5 points and two assists while shooting 56.5 percent from the field and 80 percent from the three-point arc against Vandy and Kentucky.
- Came off the bench to score 16 points on 6-of-10 shooting from the field and 4-of-4 from the line against #9/9 Ohio State in the NCAA Sweet 16.
- Scored 14 points on 8-of-9 shooting from the foul line against Penn State.
- Tied season highs with three three-pointers and four steals while also notching 13 points, five rebounds and three assists in the 18-point home win over Arkansas on Feb. 4.
- Led the team with 13 points, including nine straight in the third quarter, to help UT defeat Vandy on 1/21
- Set a career high with seven rebounds while also tying career-best marks with six assists and four steals and adding 13 points on 5-of-10 shooting from the floor and 3-3 from the charity stripe against Stetson.
- Subject of the MTV reality show "True Life."
- Would like to be a TV sports commentator and have her own fashion clothing line.

PLAYER HIGHS

SEASON HIGHS

Points:	--
Rebounds:	--
Assists:	--
Steals:	--
Blocks:	--
Field Goals:	--
3-Pointers:	--
Free Throws:	--
Minutes:	--

*Indicates most recent high

CAREER HIGHS

Points:	23 // ETSU, 12/2/15
Rebounds:	7 // Stetson, 12/30/15
Assists:	6 // Stetson, 12/30/15*
Steals:	4 // Arkansas, 2/4/16*
Blocks:	--
Field Goals:	10 // Georgia, 2/28/16
3-Pointers:	3 // Arkansas, 2/4/16*
Free Throws:	8 // Penn State, 11/18/15
Minutes:	38 // Central Ark., 11/15/15

SEC HIGHS

Points:	21 // Georgia, 2/28/16
Rebounds:	5 // Arkansas, 2/4/16*
Assists:	5 // Ole Miss, 2/18/16
Steals:	4 // Arkansas, 2/4/16
Blocks:	--
Field Goals:	10 // Georgia, 2/28/16
3-Pointers:	3 // Arkansas, 2/4/16*
Free Throws:	4 // Ole Miss, 2/18/16
Minutes:	35 // Arkansas, 2/4/16

PRODUCTION TRACKER

	2016-17	Career
Had a Double-Double	--	--
Scored 10+ Points	--	15
Scored 20+ Points	--	3
Led UT in Scoring	--	4
Led UT in 3-pt Made	--	8
Led UT in Assists	--	10
Led UT in Steals	--	10
Made 3+ 3-pt	--	5
Had 3+ Steals	--	7

2016-17 GAME-BY-GAME STATS

OPPONENT	DATE	MIN	FG	FGA	PCT	3FG	FGA	PCT	FT	FTA	PCT	OR	DR	TR	PF	FO	A	TO	BLK	STL	PTS
at JMU	11/11/16				DNP																
Navy	11/13/16				DNP																
at ETSU	11/15/16				DNP																
at Penn State	11/20/16				DNP																
at Va. Tech	11/27/16				DNP																
Tennessee St.	11/30/16				DNP																
Baylor	12/4/16				DNP																
at Texas	12/11/16				DNP																
App. State	12/14/16				DNP																
Stanford	12/18/16				DNP																
Troy	12/21/16				DNP																
UNCW	12/29/16				DNP																
Kentucky	1/1/17				DNP																
at Vanderbilt	1/5/17				DNP																
Miss. State	1/8/17																				
at Ole Miss	1/12/17																				
Notre Dame	1/16/17																				
at Auburn	1/19/17																				
Vanderbilt	1/22/17																				
at Florida	1/26/17																				
at S. Carolina	1/30/17																				
LSU	2/2/17																				
at Georgia	2/5/17																				
Missouri	2/9/17																				
Texas A&M	2/12/17																				
at Alabama	2/16/17																				
Arkansas	2/19/17																				
Florida	2/23/17																				
at Miss. State	2/26/17																				

* indicates game started

CAREER STATS

Season	GP-GS	MIN/MPG	FGs	FG Pct	3FGs	3FG Pct	FTs	FT Pct	O-R-Reb	RPG	PF-FO	Asst	TO	Blk	Stl	Pts	PPG
15-16	36-15	795/22.1	117-317	.369	25-96	.260	52-72	.722	14-54-68	1.9	110-4	74	97	0	43	311	8.6
16-17	Redshirt																
Totals	36-15	795/22.1	117-317	.369	25-96	.260	52-72	.722	14-54-68	1.9	110-4	74	97	0	43	311	8.6

11 DIAMOND DESHIELDS

R-JR Guard | 6-1 | Communication Studies
Norcross, Ga. | North Carolina | Norcross H.S.



PLAYER HIGHS

SEASON HIGHS

Points:	28 // ETSU, 11/15/16
Rebounds:	10 // Tenn. State, 11/30/16*
Assists:	6 // ETSU, 11/15/16
Steals:	4 // Vanderbilt, 1/5/17
Blocks:	3 // Stanford, 12/18/16*
Field Goals:	11 // ETSU, 11/15/16
3-Pointers:	3 // ETSU, 11/15/16
Free Throws:	5 // Vanderbilt, 1/5/17*
Minutes:	40 // Stanford, 12/18/16

*Indicates most recent high

CAREER HIGHS

Points:	38 // NC St., 2/16/14*
Rebounds:	12 // Michigan St., 3/25/14*
Assists:	7 // Ohio State, 3/25/16*
Steals:	7 // ETSU, 12/2/15
Blocks:	3 // Stanford, 12/18/16*
Field Goals:	12 // ETSU, 12/2/15*
3-Pointers:	5 // Duke, 3/8/14**
Free Throws:	9 // UT Martin, 3/23/14**
Minutes:	40 // Stanford, 12/18/16*

*Indicates career high came at North Carolina

SEC HIGHS

Points:	25 // Auburn, 1/10/16
Rebounds:	9 // Vanderbilt, 2/11/16*
Assists:	7 // Auburn, 1/10/16
Steals:	4 // Vanderbilt, 1/5/17
Blocks:	3 // Vanderbilt, 1/21/16
Field Goals:	9 // Georgia, 2/28/16*
3-Pointers:	3 // Georgia, 2/28/16
Free Throws:	5 // Vanderbilt, 1/5/17*
Minutes:	36 // Kentucky, 1/1/17

PRODUCTION TRACKER

	2016-17	Career
Had a Double-Double	2	5
Scored 10+ Points	11	67
Scored 20+ Points	2	26
Led UT in Scoring	3	23
Led UT in 3-pt Made	3	20
Led UT in Assists	6	15
Led UT in Steals	2	14
Made 3+ 3-pt	1	10
Had 3+ Steals	1	16

- Notched 15 or more points in seven of the past eight games.
- **Filling up the stat sheet with 15.8 points, 6.1 rebounds, 3.2 assists, 1.3 blocks and 1.3 steals per game.**
- Enjoyed an all-around performance against Vanderbilt, producing 16 points, five rebounds, four assists and four steals.
- Returned strong in UT's win over #17/23 Kentucky after missing the last two games, totaling 21 points on 8-of-16 shooting, four rebounds, two assists and a block.
- Tallied 15 points, seven rebounds, three assists, three blocks and two steals while playing 40 minutes against #10 Stanford. She was playing with a heavily taped hand which she injured vs. App. State.
- Recorded her second double-double of the season with 15 points, 10 rebounds and three blocks vs. TSU.
- Shot 11-16 from the floor and scored 28 points as she recorded her fourth career double-double with 10 rebounds and six assists in the win over ETSU.
- Tied a career high with three blocks and added 10 points and five assists while converting a three point play to cap a 9-0 run that led to a win over JMU.
- Named to the Coaches and Media Preseason All-SEC First Team and the preseason watch lists for the Naismith and Wade Trophies for 2016-17.
- **Tallied 1,162 career points through her sophomore season, which ranks as the fourth-most by a Lady Vol through her first two collegiate years.**
- Scored in double digits 28 times while crossing the 20-point plateau 10 times with 30+ point games against ETSU and Stetson during her redshirt sophomore season.
- Named to the NCAA Sioux Falls Regional All-Tournament Team after averaging 15.0 points, 7.5 boards and 6.0 assists in the Sweet 16 and Elite Eight.
- Notched her third career double-double with 20 points, 10 rebounds and five assists vs. Syracuse in the NCAA Elite Eight.
- Named to the SEC All-Tournament Team after averaging 19.6 points, 5.7 rebounds, 2.0 assists and 2.0 steals over three games.
- Mother, Tisha, was an All-America track & field athlete (heptathlon, 1991) at Tennessee.
- Father, Delino, played 13 years of Major League Baseball with stints in Montreal, L.A. (Dodgers), St. Louis, Baltimore and Chicago (Cubs).
- Her brother, Delino, Jr., was selected by the Houston Astros with the eighth overall pick in the 2010 MLB draft and now plays outfield for the Texas Rangers.

2016-17 GAME-BY-GAME STATS

OPPONENT	DATE	MIN	FG	FGA	PCT	3FG	3FGA	PCT	FT	FTA	PCT	OR	DR	TR	PF	FO	A	TO	BLK	STL	PTS
*at JMU	11/11/16	32	4-11	.364	1-3	.333	1-1	1.000	1	3	4	3-0	5	4	3	2	10				
*Navy	11/13/16	29	5-9	.556	2-2	1.000	2-4	.500	2	4	6	3-0	2	2	0	2	14				
*at ETSU	11/15/16	31	11-16	.688	3-6	.500	3-3	1.000	1	9	10	2-0	6	3	1	0	28				
*at Penn State	11/20/16	26	4-15	.267	0-2	.000	0-0	.000	2	2	4	4-0	5	4	1	2	8				
*at Va. Tech	11/27/16	37	6-16	.375	0-3	.000	3-4	.750	1	8	9	1-0	5	10	2	0	15				
*Tennessee St.	11/30/16	28	6-14	.429	0-1	.000	3-4	.750	3	7	10	0-0	3	3	3	2	15				
*Baylor	12/4/16	32	4-14	.286	0-1	.000	5-5	1.000	1	5	6	3-0	2	5	0	0	13				
*at Texas	12/11/16	37	8-20	.400	1-4	.250	2-3	.667	0	4	4	3-0	1	3	1	0	19				
*App. State	12/14/16	28	6-14	.429	2-2	1.000	2-2	1.000	0	4	4	3-0	0	1	1	1	16				
*Stanford	12/18/16	40	5-17	.294	1-3	.333	4-6	.667	0	7	7	2-0	3	3	3	2	15				
Troy	12/21/16																				
UNCW	12/29/16																				
*Kentucky	1/1/17	36	8-16	.500	1-4	.250	4-5	.800	1	3	4	3-0	2	5	1	0	21				
*at Vanderbilt	1/5/17	30	5-18	.278	1-4	.250	5-5	1.000	1	4	5	5-1	4	6	0	4	16				
Miss. State	1/8/17																				
at Ole Miss	1/12/17																				
Notre Dame	1/16/17																				
at Auburn	1/19/17																				
Vanderbilt	1/22/17																				
at Florida	1/26/17																				
at S. Carolina	1/30/17																				
LSU	2/2/17																				
at Georgia	2/5/17																				
Missouri	2/9/17																				
Texas A&M	2/12/17																				
at Alabama	2/16/17																				
Arkansas	2/19/17																				
Florida	2/23/17																				
at Miss. State	2/26/17																				

* indicates game started

CAREER STATS

Season	GP-GS	MIN/MPG	FGs	FG Pct	3FGs	3FG Pct	FTs	FT Pct	O-R-Reb	RPG	PF-FO	Asst	TO	Blk	Stl	Pts	PPG
13-14*	36-32	1003/27.9	248-582	.426	48-172	.279	104-134	.776	41-153-194	5.4	88-5	92	122	10	61	648	18.0
14-15	Redshirt																
15-16	36-20	965/26.8	195-499	.391	36-145	.248	88-115	.765	50-136-186	5.2	91-2	82	115	29	58	514	14.3
16-17	12-12	386/32.2	72-180	.400	12-35	.343	34-42	.810	13-60-73	6.1	32-1	38	49	16	15	190	15.8
Totals	84-64	2354/28.0	515-1261	.408	96-352	.273	226-291	.777	104-349-453	5.4	211-8	212	286	55	134	1352	16.1

*At North Carolina

13 KORTNEY DUNBAR

JR Forward | 6-2 | Recreation & Sport Management
Edwardsville, Ill. | Edwardsville H.S.

PLAYER HIGHS

Points:	13 // Tenn. State, 11/30/16
Rebounds:	9 // Tenn. State, 11/30/16
Assists:	2 // App. State, 12/14/16
Steals:	1 // App. State, 12/14/16*
Blocks:	1 // UNCW, 12/29/16*
Field Goals:	5 // Tenn. State, 11/30/16
3-Pointers:	3 // Tenn. State, 11/30/16
Free Throws:	1 // Baylor, 12/4/16
Minutes:	25 // App. State, 12/14/16

*Indicates most recent high

SEASON HIGHS

Points:	24 // Central Ark., 11/15/15
Rebounds:	13 // Central Ark., 11/15/15
Assists:	2 // App. State, 12/14/16
Steals:	2 // Central Ark., 11/15/15
Blocks:	2 // Penn, 11/14/14
Field Goals:	10 // Central Ark., 11/15/15
3-Pointers:	4 // Central Ark., 11/15/15
Free Throws:	1 // Baylor, 12/4/16*
Minutes:	34 // Central Ark., 11/15/15

CAREER HIGHS

Points:	9 // Texas A&M, 2/7/16
Rebounds:	3 // Vanderbilt, 3/1/15
Assists:	1 // Missouri, 1/2/15
Steals:	1 // Alabama, 1/31/16*
Blocks:	1 // Auburn, 1/10/16*
Field Goals:	2 // Arkansas, 1/14/16*
3-Pointers:	3 // Texas A&M, 2/7/16*
Free Throws:	1 // Auburn, 1/10/16*
Minutes:	15 // Georgia, 2/28/16

SEC HIGHS

	2016-17	Career
Had a Double-Double	--	1
Scored 10+ Points	1	4
Scored 20+ Points	--	1
Led UT in Scoring	--	1
Led UT in 3-pt Made	3	14
Led UT in Rebounding	--	1
Led UT in Steals	--	--
Made 3+ 3-pt	1	4
Had 3+ Steals	--	--

PRODUCTION TRACKER

- Named to the Omicron Delta Kappa Leadership Society
- Scored six points on two three pointers and added five rebounds and two assists vs. Appalachian State.
- Scored a season-high 13 points and grabbed nine rebounds as she hit three three-pointers vs. TSU.
- Scored five points and added a block, a steal and an assist vs. Navy.
- Member of the SEC Academic Honor Roll in 2015-16 and SEC First-Year Academic Honor Roll in 2014-15.
- Saw duty in 27 contests, getting four starting nods as a sophomore.
- **Led the team in three-point field goal percentage in 2015-16, hitting 25-of-75 (.333) from behind the arc.**
- Team leader in three-pointers in six games and hit more than three in contests vs. Central Arkansas (11/15) and Texas A&M (2/7).
- Earned her first career start against Central Arkansas, notching 24 points, 13 rebounds, two steals, 10 field goals and four three-pointers in 34 minutes, all of which were career highs.
- **Connected on 10-of-15 shots from the field and 4-of-6 from the three-point line while leading the team in scoring and rebounding in the season-opening 102-47 victory over UCA.**
- Converted a trio of three-pointers, scoring nine of the team's 14 first-quarter points vs. Texas A&M.
- Hit a three-pointer in seven minutes off the bench against Syracuse in the Elite Eight.
- Scored three points vs. Green Bay in the first round of the NCAA Tournament.
- Knocked in two treys in 15 minutes off the bench against Georgia on Feb. 28.
- Played the final three minutes and hit two shots, including a game-clinching three, to defeat Ole Miss.
- Nailed two three-pointers in five minutes as the Lady Vols tried to mount a comeback at Arkansas.
- Scored six points in only eight minutes off the bench in the Lady Vols' win over Auburn.
- Grabbed seven rebounds and added five points against Stetson.
- Talled two boards and a steal while earning her third start of the season against #7/7 Oregon State.
- Scored five points in 10 minutes of play in the SEC Tournament quarterfinal as a freshman.
- Averaging 3.1 points and 1.4 rebounds per game in 2014-15.
- Scored a 15 points in her debut as a Lady Vol vs. Penn, shooting 6-for-12, including three treys. Added two blocks, a rebound and a steal.
- Led UT in three-point shooting on three occasions as a freshman and had 10-plus points on two (vs. Penn, vs. Oral Roberts).

2016-17 GAME-BY-GAME STATS

OPPONENT	DATE	MIN	FG-FGA	PCT	3FG-FGA	PCT	FT-FTA	PCT	OR	DR	TR	PF-FO	A	TO	BLK	STL	PTS
at JMU	11/11/16	12	1-6	.167	0-5	.000	0-0	.000	0	2	2	0-0	0	0	0	1	2
Navy	11/13/16	11	2-3	.667	1-2	.500	0-0	.000	0	2	2	0-0	1	0	1	1	5
at ETSU	11/15/16	15	1-3	.333	1-3	.333	0-0	.000	1	1	2	2-0	1	3	1	0	3
at Penn State	11/20/16	11	2-6	.333	1-4	.250	0-0	.000	1	2	3	0-0	1	0	0	0	5
at Va. Tech	11/27/16	3	0-2	.000	0-2	.000	0-0	.000	0	0	0	1-0	0	0	1	0	0
Tennessee St.	11/30/16	20	5-12	.417	3-10	.300	0-0	.000	1	8	9	2-0	0	1	0	1	13
Baylor	12/4/16	11	1-3	.333	1-3	.333	1-2	.500	0	3	3	0-0	1	0	0	0	4
at Texas	12/11/16		DNP														
App. State	12/14/16	25	2-5	.400	2-3	.667	0-0	.000	1	4	5	2-0	2	0	0	1	6
Stanford	12/18/16		DNP														
Troy	12/21/16	14	1-3	.333	0-2	.000	0-0	.000	1	4	5	0-0	0	2	0	0	2
UNCW	12/29/16	19	0-3	.000	0-3	.000	0-0	.000	0	4	4	4-0	1	0	1	0	0
Kentucky	1/1/17	4	0-1	.000	0-1	.000	0-0	.000	0	2	2	0-0	0	0	0	0	0
at Vanderbilt	1/5/17	3	0-1	.000	0-1	.000	0-0	.000	0	0	0	1-0	0	0	0	0	0
Miss. State	1/8/17																
at Ole Miss	1/12/17																
Notre Dame	1/16/17																
at Auburn	1/19/17																
Vanderbilt	1/22/17																
at Florida	1/26/17																
at S. Carolina	1/30/17																
LSU	2/2/17																
at Georgia	2/5/17																
Missouri	2/9/17																
Texas A&M	2/12/17																
at Alabama	2/16/17																
Arkansas	2/19/17																
Florida	2/23/17																
at Miss. State	2/26/17																
* indicates game started																	

* indicates game started

CAREER STATS

Season	GP-GS	MIN/MPG	FGs	FG Pct	3FGs	3FG Pct	FTs	FT Pct	O-R-Reb	RPG	PF-FO	Asst	TO	Blk	Stl	Pts	PPG
14-15	20-0	131/6.6	23-52	.442	14-37	.378	1-3	.333	4-23-27	1.4	11-0	2	3	6	5	61	3.1
15-16	27-4	222/8.2	34-88	.386	25-75	.333	1-3	.333	10-28-38	1.4	13-0	2	6	4	8	94	3.5
16-17	12-0	148/12.3	15-48	.313	9-39	.231	1-2	.500	5-32-37	3.1	12-0	7	6	4	4	40	3.3
Totals	59-4	501/8.5	72-188	.383	48-151	.318	3-8	.375	19-83-102	1.7	36-0	11	15	14	17	195	3.3



PLAYER HIGHS

SEASON HIGHS

Points:	--
Rebounds:	--
Assists:	--
Steals:	--
Blocks:	--
Field Goals:	--
3-Pointers:	--
Free Throws:	--
Minutes:	--

*Indicates most recent high

CAREER HIGHS

Points:	--
Rebounds:	--
Assists:	--
Steals:	--
Blocks:	--
Field Goals:	--
3-Pointers:	--
Free Throws:	--
Minutes:	--

SEC HIGHS

Points:	--
Rebounds:	--
Assists:	--
Steals:	--
Blocks:	--
Field Goals:	--
3-Pointers:	--
Free Throws:	--
Minutes:	--

PRODUCTION TRACKER

	2016-17	Career
Had a Double-Double	--	--
Scored 10+ Points	--	--
Scored 20+ Points	--	--
Led UT in Scoring	--	--
Led UT in Rebounding	--	--
Led UT in Blocks	--	--
Led UT in Steals	--	--
Had 3+ Blocks	--	--
Had 3+ Steals	--	--

- **First international player to sign with the Lady Vol program.**
- **Sitting out this season to rehab a right knee injury suffered last season at ASA College.**
- Played with Great Britain U20 team.
- Member of England National U16 and U18 Teams.
- Two-time National Junior College Athletic Association All-American at ASA College in Brooklyn, N.Y.
- **First-team All-America selection in 2015-16 and second team in 2014-15.**
- Helped the Avengers to a 22-4 record in 2015-16 and a 16-5 mark in 2014-15, with Elite Eight finishes and District C championships both seasons.
- **Averaged 20.5 points, 16.5 rebounds, 3.9 blocks and 2.5 steals per contest as a sophomore.**
- Ranked first in the NJCAA in rebounds, third in blocks and eighth in scoring.
- Career bests at ASA include 38 points and 26 rebounds.
- Played in 15 games, starting 13, before suffering a right knee injury that ended her season.
- Shot 57.6 percent on field goals, 75.7 on free throws.
- Connected on two of seven three-point attempts.
- Averaged 13.4 points, 11.1 rebounds, 2.2 blocks and 1.5 steals as a freshman, shooting 52.3 percent from the field while starting 15 of 21 games.
- Played on Sevenoaks Suns and London Towers club teams.
- Full name is Cheridene Anne-Marie Green.
- Born on Sept. 19, 1995, in London, England.
- Mother is Sylvia Green and father is Gary Swaby.
- Has six siblings, including sisters Tunicea, Jade and Letitia, and brothers Martin, Sheldon and Coelin.
- Former teammates include Shequila Joseph (on England and Great Britain National Team/now a senior at Ole Miss) and Diandra Darosa (at ASA/now at Va. Tech).
- Recipient of the Perry Stuart Smith Women's Basketball Scholarship Endowment.
- Follow @ceemaries on Twitter and @cee.maries on Instagram.

2016-17 GAME-BY-GAME STATS

[illegible]

* indicates game started

CAREER STATS

[illegible]

5 KAMERA HARRIS

Name Pronounced: CAM-er-uh

FR Center | 6-3 | Business Administration
Hampton, Ga. | Dutchtown H.S.



PLAYER HIGHS

SEASON HIGHS

Points:	4 // Tenn. State, 11/30/16
Rebounds:	3 // Tenn. State, 11/30/16
Assists:	--
Steals:	--
Blocks:	1 // Navy, 11/13/16
Field Goals:	2 // Tenn. State, 11/30/16
3-Pointers:	--
Free Throws:	1 // App. State, 12/14/16*
Minutes:	19 // Tenn. State, 11/30/16

*Indicates most recent high

CAREER HIGHS

Points:	4 // Tenn. State, 11/30/16
Rebounds:	3 // Tenn. State, 11/30/16
Assists:	--
Steals:	--
Blocks:	1 // Navy, 11/13/16
Field Goals:	2 // Tenn. State, 11/30/16
3-Pointers:	--
Free Throws:	1 // App. State, 12/14/16*
Minutes:	19 // Tenn. State, 11/30/16

SEC HIGHS

Points:	--
Rebounds:	--
Assists:	--
Steals:	--
Blocks:	--
Field Goals:	--
3-Pointers:	--
Free Throws:	--
Minutes:	--

PRODUCTION TRACKER

	2016-17	Career
Had a Double-Double	--	--
Scored 10+ Points	--	--
Scored 20+ Points	--	--
Led UT in Scoring	--	--
Led UT in Rebounding	--	--
Led UT in Blocks	1	1
Led UT in Steals	--	--
Had 3+ Blocks	--	--
Had 3+ Steals	--	--

- Notched three points and a rebound while going 1-of-1 from the field against Appalachian State.
- Scored four points and grabbed three rebounds in 19 minutes of action against Tennessee State.
- Converted her first career field goal on a feed from Alexa Middleton with 5:10 left in the game vs. TSU.
- Scored her first career point as she made a free throw with 1:58 remaining in contest vs. ETSU.
- Made her Lady Vol debut with a blocked shot in three minutes in the win over Navy.
- Scored four points and added one board, one assist and one block in 13 minutes during her first game action as a Lady Vol, as the team claimed a 95-56 exhibition win vs. Carson-Newman.
- Averaged 12.4 points, 9.9 rebounds and 8.6 blocks per game as a senior.
- Two-time team captain who earned Georgia All-State accolades as a high school senior.
- Tallied averages of 9.4 points, 9.3 rebounds and 7.7 blocks as a junior in high school.
- **Set a national single-game prep record for blocked shots in 2014 with 28 vs. Veterans High School in the first round of the state tournament.**
- Eclipsed the previous record of 25 held by Brittney Griner.
- **Featured in Sports Illustrated Faces in the Crowd for that achievement.**
- Had a triple-double of 22 blocks, 10 points and 14 rebounds in another game, vs. Mays, which had a trio of six-footers, including one player standing 6-5.
- Finished her career with school-record 759 blocked shots and a 2015-16 season mark of 267.
- Dutchtown made the state final four in 2015, the Elite Eight in 2014 and the Sweet 16 in 2016.
- First name is pronounced like camera.
- Siblings include James and Jordan Harris.
- Brother Jordan plays football at New Mexico J.C.
- Member of National Honor Society at DHS.
- Recipient of the Emily Yoakum Winners' Circle Scholarship for Forwards.
- Follow @_kodakmoment_ on Twitter and @_kayh_ on Instagram.

2016-17 GAME-BY-GAME STATS

OPPONENT	DATE	MIN	FG	FGA	PCT	3FG	FGA	PCT	FT	FTA	PCT	OR	DR	TR	PF	FO	A	TO	BLK	STL	PTS
at JMU	11/11/16																				
Navy	11/13/16	3	0	0	.000	0	0	.000	0	0	.000	0	0	0	1	0	0	0	0	0	0
at ETSU	11/15/16	3	0	0	.000	0	0	.000	1	2	.500	1	1	2	0	0	0	0	0	0	1
at Penn State	11/20/16																				
at Va. Tech	11/27/16																				
Tennessee St.	11/30/16	19	2	5	.400	0	0	.000	0	0	.000	3	0	3	5	1	0	0	0	0	4
Baylor	12/4/16																				
at Texas	12/11/16																				
App. State	12/14/16	7	1	1	1.000	0	0	.000	1	2	.500	1	0	1	2	0	0	0	0	0	3
Stanford	12/18/16																				
Troy	12/21/16	3	0	0	.000	0	0	.000	0	0	.000	0	1	1	0	0	0	0	0	0	0
UNCW	12/29/16	4	0	1	.000	0	0	.000	0	0	.000	0	0	0	1	0	0	0	0	0	0
Kentucky	1/1/17																				
at Vanderbilt	1/5/17																				
Miss. State	1/8/17																				
at Ole Miss	1/12/17																				
Notre Dame	1/16/17																				
at Auburn	1/19/17																				
Vanderbilt	1/22/17																				
at Florida	1/26/17																				
at S. Carolina	1/30/17																				
LSU	2/2/17																				
at Georgia	2/5/17																				
Missouri	2/9/17																				
Texas A&M	2/12/17																				
at Alabama	2/16/17																				
Arkansas	2/19/17																				
Florida	2/23/17																				
at Miss. State	2/26/17																				

* indicates game started

CAREER STATS

Season	GP-GS	MIN/MPG	FGs	FG Pct	3FGs	3FG Pct	FTs	FT Pct	O-R-Reb	RPG	PF-FO	Asst	TO	Blk	Stl	Pts	PPG
16-17	6-0	39/6.5	3-7	.429	0-0	.000	2-4	.500	5-2-7	1.2	9-1	0	0	1	0	8	1.3
Totals	6-0	39/6.5	3-7	.429	0-0	.000	2-4	.500	5-2-7	1.2	9-1	0	0	1	0	8	1.3

10 MEME JACKSON

Name Pronounced: ME-ME

SO Guard/Forward | 5-11 | Sociology
Murfreesboro, Tenn. | Blackman H.S.

PLAYER HIGHS

SEASON HIGHS

Points:	20 // UNCW, 12/29/16
Rebounds:	7 // Troy, 12/21/16
Assists:	5 // Troy, 12/21/16
Steals:	2 // Tenn. State, 11/30/16*
Blocks:	1 // Tenn. State, 11/30/16*
Field Goals:	9 // UNCW, 12/29/16
3-Pointers:	3 // Troy, 12/21/16
Free Throws:	3 // Vanderbilt, 1/5/17
Minutes:	36 // Kentucky, 1/1/17*

*Indicates most recent high

CAREER HIGHS

Points:	20 // UNCW, 12/29/16
Rebounds:	7 // Troy, 12/21/16
Assists:	5 // Troy, 12/21/16
Steals:	2 // Tenn. State, 11/30/16*
Blocks:	1 // Tenn. State, 11/30/16*
Field Goals:	9 // UNCW, 12/29/16
3-Pointers:	3 // Troy, 12/21/16
Free Throws:	3 // Vanderbilt, 1/5/17
Minutes:	36 // Kentucky, 1/1/17*

SEC HIGHS

Points:	10 // Vanderbilt, 1/5/17
Rebounds:	3 // Vanderbilt, 1/5/17*
Assists:	4 // Kentucky, 1/1/17
Steals:	1 // Vanderbilt, 1/5/17*
Blocks:	--
Field Goals:	3 // Vanderbilt, 1/5/17
3-Pointers:	1 // Vanderbilt, 1/5/17*
Free Throws:	3 // Vanderbilt, 1/5/17
Minutes:	36 // Kentucky, 1/1/17

PRODUCTION TRACKER

	2015-16	Career
Had a Double-Double	--	--
Scored 10+ Points	3	3
Scored 20+ Points	1	1
Led UT in Scoring	--	--
Led UT in Steals	--	--
Led UT in Rebounding	--	--
Led UT in 3 pt. Made	5	6
Had 3+ Steals	--	--
Had 3+ 3 pt.	1	1

- Has vastly improved her 3-point shooting this season, connecting on 41.9 percent of her shots from deep.
- Averaging 13.3 points, 3.8 rebounds and 3.3 assists over the last four games, while shooting 51.2 percent (21-of-41) from the field.
- Played more disciplined defense over the last six games, committing only seven fouls compared to 21 and a pair of foul-outs in the first eight games of the season.
- Has stepped up her play in her second season, scoring at least five points in 10 of the first 14 games after not scoring more than four points in any game during her freshman year.
- Eclipsed career highs in points (20) and field goals made (9) for second straight game with win over UNCW.
- Earned her first career start and finished with five points, two boards, two assists and two steals vs. TSU.
- Contributed career highs of three rebounds and three assists against Penn State.
- Recorded a career high eight points as she hit two three pointers and grabbed two steals while playing 22 minutes off the bench in the Lady Vols' win over JMU.
- Talled 10 points, one rebound and two assists in her most extended game action, playing 22 minutes vs. Carson-Newman.
- Saw time in 21 games off the bench and averaged 1.0 points and 0.6 rebounds per game.
- Scored two points and grabbed a board in seven minutes against Syracuse in the Elite Eight.
- Grabbed two boards and handed out two assists in three minutes off the bench against Georgia.
- Scored four points and notched one rebound, one assist and one steal in eight minutes in the Lady Vols win over Ole Miss.
- Scored her first collegiate points with a three-pointer at the top of the key with 7:12 remaining in the second quarter against Chattanooga.
- Made her Lady Vol debut with 1:30 remaining in the second quarter vs. Syracuse, tallying a steal three seconds after coming in for the first time.
- Led BHS to records of 34-1 in 2013-14 and 32-2 in 2014-15 for back-to-back state titles.
- Jackson hit for 15 points in the 2015 state title game, a double-overtime win over Crosstown rival.
- Her team was the No. 1-ranked team in the country by ESPN, USA Today and MaxPreps in 2014.
- Averaged 9.3 ppg., 5.3 rpg., 4.3 apg., 1.5 spg., as a senior but 14.2 over the last six games as Blackman won its second-straight state title.
- Full name is Jamasha Starr "Meme" Jackson.

2016-17 GAME-BY-GAME STATS

OPPONENT	DATE	MIN	FG-FGA	PCT	3FG-FGA	PCT	FT-FTA	PCT	OR	DR	TR	PF-FO	A	TO	BLK	STL	PTS
at JMU	11/11/16	22	2-6	.333	2-5	.400	2-2	1.000	0	0	0	0-0	2	1	0	2	8
Navy	11/13/16	18	2-6	.333	1-1	1.000	0-2	.000	2	0	2	3-0	0	3	0	0	5
at ETSU	11/15/16	24	3-6	.500	1-3	.333	0-0	.000	0	0	0	1-0	1	1	0	0	7
at Penn State	11/20/16	30	1-8	.125	1-4	.250	0-0	.000	0	3	3	4-0	3	2	0	0	3
at Va. Tech	11/27/16	23	2-4	.500	1-1	1.000	0-1	.000	1	1	2	5-1	1	3	1	1	5
*Tennessee St.	11/30/16	23	2-7	.286	1-4	.250	0-0	.000	0	2	2	3-0	2	1	1	2	5
*Baylor	12/4/16	29	1-4	.250	0-0	.000	2-2	1.000	1	1	2	0-0	1	1	0	0	4
*at Texas	12/11/16	32	3-6	.500	2-5	.400	0-0	.000	3	2	5	5-1	0	0	0	0	8
*App. State	12/14/16	18	1-4	.250	1-2	.500	0-0	.000	0	0	0	2-0	3	0	0	1	3
*Stanford	12/18/16	10	1-2	.500	1-2	.500	0-0	.000	1	1	2	0-0	0	1	0	1	3
*Troy	12/21/16	36	7-15	.467	3-8	.375	1-2	.500	4	3	7	0-0	5	2	0	1	18
*UNCW	12/29/16	30	9-12	.750	2-2	1.000	0-2	.000	1	1	2	0-0	1	2	0	0	20
*Kentucky	1/1/17	36	2-6	.333	1-4	.250	0-0	.000	1	2	3	2-0	4	3	0	0	5
*at Vanderbilt	1/5/17	27	3-8	.375	1-2	.500	3-4	.750	2	1	3	3-0	3	1	0	1	10
Miss. State	1/8/17																
at Ole Miss	1/12/17																
Notre Dame	1/16/17																
at Auburn	1/19/17																
Vanderbilt	1/22/17																
at Florida	1/26/17																
at S. Carolina	1/30/17																
LSU	2/2/17																
at Georgia	2/5/17																
Missouri	2/9/17																
Texas A&M	2/12/17																
at Alabama	2/16/17																
Arkansas	2/19/17																
Florida	2/23/17																
at Miss. State	2/26/17																
* indicates game started																	

* indicates game started

CAREER STATS

Season	GP-GS	MIN/MPG	FGs	FG Pct	3FGs	3FG Pct	FTs	FT Pct	O-R-Reb	RPG	PF-FO	Asst	TO	Blk	Stl	Pts	PPG
15-16	21-0	137/6.5	9-35	.257	1-16	.063	3-6	.500	5-8-13	0.6	16-0	8	8	0	5	22	1.0
16-17	14-9	358/25.6	39-94	.415	18-43	.419	8-15	.533	16-17-33	2.4	28-2	26	21	2	9	104	7.4
Totals	35-9	495/14.1	48-129	.372	19-59	.322	11-21	.524	21-25-46	1.3	44-2	34	29	2	14	126	3.6

33 ALEXA MIDDLETON

JR Guard | 5-9 | Advertising
Murfreesboro, Tenn. | Riverdale H.S.

PLAYER HIGHS

SEASON HIGHS

Points:	29 // Troy, 12/21/16
Rebounds:	5 // UNCW, 12/29/16*
Assists:	11 // Tenn. State, 11/30/16
Steals:	5 // JMU, 11/11/16
Blocks:	1 // Kentucky, 1/1/17*
Field Goals:	9 // Troy, 12/21/16*
3-Pointers:	7 // Troy, 12/21/16
Free Throws:	4 // Troy, 12/21/16*
Minutes:	36 // Troy, 12/21/16

*Indicates most recent high

CAREER HIGHS

Points:	29 // Troy, 12/21/16
Rebounds:	7 // Saint Francis, 12/3/14
Assists:	11 // Tenn. State, 11/30/16*
Steals:	5 // JMU, 11/11/16
Blocks:	1 // Kentucky, 1/1/17*
Field Goals:	9 // Troy, 12/21/16*
3-Pointers:	7 // Troy, 12/21/16
Free Throws:	5 // Alabama, 2/19/15
Minutes:	36 // Troy, 12/21/16

SEC HIGHS

Points:	8 // Auburn, 1/10/16
Rebounds:	4 // Auburn, 1/10/16
Assists:	5 // Arkansas, 1/14/16
Steals:	2 // LSU, 2/21/16*
Blocks:	1 // Kentucky, 1/1/17
Field Goals:	4 // Auburn, 1/10/16
3-Pointers:	2 // Arkansas, 2/4/16
Free Throws:	5 // Alabama, 2/19/15
Minutes:	23 // LSU, 2/21/16

PRODUCTION TRACKER

	2016-17	Career
Had a Double-Double	--	1
Scored 10+ Points	4	10
Scored 20+ Points	3	4
Led UT in Scoring	3	3
Led UT in 3-pt Made	4	6
Led UT in Assists	2	8
Led UT in Steals	3	8
Made 3+ 3-pt	3	3
Had 3+ Steals	2	6

- **Averaging 11.8 points, 3.4 rebounds, 2.8 assists and 1.5 steals per game and hitting 47.7 percent of her shots and 55.3 percent of her three pointers in the Lady Vols' victories.**
- Posted 29 points in win over Troy on 9-of-16 shooting and seven 3-pointers in 36 minutes, all of which were career highs.
- **Middleton's seven made 3-pointers were the most by a Lady Vol (and tied for fourth-most in a game all-time) since Ariel Massengale tied the program record with eight treys against Vanderbilt on March 1, 2015.**
- Joins Angie Bjorklund (eight), Kara Lawson (five), Shannon Bobbitt (two), Ariel Massengale (two) and Meighan Simmons (two) as the only six Lady Vols with multiple games of six made 3-pointers in a career.
- Tallied 20 points on 9-of-14 shooting while adding five boards and four assists in 25 min. vs. App. State.
- Scored nine points and grabbed four steals while tying her career high with 11 assists vs. TSU.
- Started the season out hot, as she hit 10-of-11 three-pointers and had two of the three highest scoring games of her career in the first two contests of the 2016-17 season.
- Scored a career high 21 points on 6-of-7 shooting from behind the arc against Navy.
- Notched 18 points on 4-of-4 shooting from behind the three-point line while also adding a career-high five steals in 26 minutes off the bench as the Lady Vols defeated JMU 81-69.
- Averaging 17.7 points, 4.7 rebounds and 6.3 assists per game in season openers.
- Member of the SEC Academic Honor Roll in 2015-16 and SEC First-Year Academic Honor Roll in 2014-15.
- Notched a season-best 15 points, five rebounds and six assists on 5-of-8 shooting in the season opener against Central Arkansas.
- Recorded SEC highs with eight points, four rebounds and two assists on 4-of-6 shooting from the field vs. Auburn.
- **She became the 18th freshman to start her first game as a Lady Vol, carding a double-double of 20 points and 11 assists in the opener vs. Penn, recording the most assists by a Lady Vol in a freshman debut.**
- It marked the seventh double-double by a UT freshman but the first-ever of the points/assists variety.
- She was only the fifth Lady Vol to score 20 or more in her rookie debut.
- Scored in double figures five times as a freshman, including 12 points on 5-of-6 shooting in a top-10 showdown vs. Oregon State.
- WBCA and McDonalds All-American in 2014.

2016-17 GAME-BY-GAME STATS

OPPONENT	DATE	MIN	FG	FGA	PCT	3FG	3FGA	PCT	FT	FTA	PCT	OR	DR	TR	PF	FO	A	TO	BLK	STL	PTS
at JMU	11/11/16	26	5-6	.833	4-4	1.000	4-6	.667	0	3	3	0	3	3	2-0	2	4	0	5	18	
Navy	11/13/16	34	7-11	.636	6-7	.857	1-2	.500	0	3	3	0	3	3	2-0	2	2	0	0	21	
*at ETSU	11/15/16	28	2-6	.333	1-3	.333	2-2	1.000	1	4	5	3	4	5	3-0	2	0	0	0	7	
at Penn State	11/20/16	14	0-3	.000	0-2	.000	0-0	.000	0	1	1	2	1	1	2-0	0	2	0	0	0	
*at Va. Tech	11/27/16	32	1-7	.143	0-2	.000	0-0	.000	0	3	3	3	3	3	3-0	1	1	0	0	2	
Tennessee St.	11/30/16	29	4-15	.267	1-4	.250	0-0	.000	0	4	4	0	4	4	0-0	11	4	0	4	9	
Baylor	12/4/16	21	0-6	.000	0-2	.000	2-2	1.000	0	1	1	1	1	1	1-0	2	3	0	0	2	
at Texas	12/11/16	16	2-4	.500	1-3	.333	1-2	.500	1	1	2	0	1	2	0-0	2	1	0	0	6	
App. State	12/14/16	25	9-14	.643	0-0	.000	2-2	1.000	1	4	5	0	4	5	0-0	4	0	0	1	20	
Stanford	12/18/16	30	2-3	.667	1-1	1.000	0-0	.000	1	4	5	1	4	5	1-0	1	2	0	3	5	
*Troy	12/21/16	36	9-16	.563	7-10	.700	4-4	1.000	0	2	2	2	2	2	2-0	2	5	1	1	29	
*UNCW	12/29/16	31	3-6	.500	1-4	.250	0-0	.000	0	5	5	0	5	5	0-0	1	3	1	0	7	
Kentucky	1/1/17	16	0-6	.000	0-3	.000	0-0	.000	0	1	1	1	1	1	1-0	3	1	1	0	0	
at Vanderbilt	1/5/17	17	0-3	.000	0-2	.000	2-2	1.000	0	1	1	3	0	0	2	0	2	0	1	2	
Miss. State	1/8/17																				
at Ole Miss	1/12/17																				
Notre Dame	1/16/17																				
at Auburn	1/19/17																				
Vanderbilt	1/22/17																				
at Florida	1/26/17																				
at S. Carolina	1/30/17																				
LSU	2/2/17																				
at Georgia	2/5/17																				
Missouri	2/9/17																				
Texas A&M	2/12/17																				
at Alabama	2/16/17																				
Arkansas	2/19/17																				
Florida	2/23/17																				
at Miss. State	2/26/17																				

* indicates game started

CAREER STATS

Season	GP-GS	MIN/MPG	FGs	FG Pct	3FGs	3FG Pct	FTs	FT Pct	O-R-Reb	RPG	PF-FO	Asst	TO	Blk	Stl	Pts	PPG
14-15	36-3	483/13.4	53-145	.366	12-42	.286	20-28	.714	18-37-55	1.5	39-0	49	40	1	26	138	3.8
15-16	29-2	346/11.9	32-84	.381	9-35	.257	14-18	.778	14-20-34	1.2	22-1	41	37	0	17	87	3.0
16-17	14-4	355/25.4	44-106	.415	22-47	.468	18-22	.818	4-37-41	2.9	20-0	33	30	3	15	128	9.1
Totals	79-9	1184/15.0	129-335	.385	43-124	.347	52-68	.765	36-94-130	1.6	81-1	123	107	4	58	353	4.5

31 JAIME NARED

Name Pronounced: JAY-mee NARD

JR Guard/Forward | 6-2 | Communication Studies
Portland, Ore. | Westview H.S.

PLAYER HIGHS

SEASON HIGHS

Points:	22 // Texas, 12/11/16
Rebounds:	14 // Troy, 12/21/16
Assists:	4 // UNCW, 12/29/16*
Steals:	3 // Tenn. State, 11/30/16
Blocks:	2 // Texas, 12/11/16*
Field Goals:	10 // Texas, 12/11/16
3-Pointers:	3 // Kentucky, 1/1/17*
Free Throws:	7 // Baylor, 12/4/16
Minutes:	40 // Vanderbilt, 1/5/17*

*Indicates most recent high

CAREER HIGHS

Points:	22 // Texas, 12/11/16
Rebounds:	14 // Troy, 12/21/16
Assists:	6 // Syracuse, 3/27/16
Steals:	4 // Saint Francis, 12/3/14
Blocks:	3 // Alabama, 2/25/16
Field Goals:	10 // Texas, 12/11/16
3-Pointers:	3 // Kentucky, 1/1/17*
Free Throws:	7 // Baylor, 12/4/16*
Minutes:	40 // Vanderbilt, 1/5/17*

SEC HIGHS

Points:	18 // Kentucky, 1/1/17*
Rebounds:	10 // Alabama, 1/31/16
Assists:	5 // Alabama, 2/19/15
Steals:	3 // Georgia, 2/28/16*
Blocks:	3 // Alabama, 2/25/16
Field Goals:	7 // Alabama, 1/31/16
3-Pointers:	3 // Kentucky, 1/1/17
Free Throws:	7 // Vanderbilt, 3/1/15
Minutes:	40 // Vanderbilt, 1/5/17

PRODUCTION TRACKER

	2016-17	Career
Had a Double-Double	6	7
Scored 10+ Points	11	33
Scored 20+ Points	3	4
Led UT in Scoring	4	9
Led UT in 3-pt Made	5	11
Led UT in Rebounding	3	3
Led UT in Steals	3	10
Made 3+ 3-pt	2	2
Had 3+ Steals	--	5

- Has improved her numbers across the board from last season: points (8.3 to 15.1), rebounds (4.8 to 7.8), assists (1.6 to 1.9), field goal percentage (.342 to .439) and free throw percentage (.741 to .882).
- Helped ice UT's win over #17/23 Kentucky, scoring 18 points and hitting all four of her free throws in the final 34 seconds of the game to seal the victory for the Lady Vols.
- Dropped 21 points and a career-high 14 rebounds to go with four assists and a steal in win over Troy.
- Scored a career-high 22 points, including seven points in a 13-4 spurt at the end of the first half which helped get the Lady Vols back in the game against #17 Texas.
- Recorded four consecutive double-doubles against Penn State (18 pts, 11 rebs), Virginia Tech (11 pts, 10 rebs), Tennessee State (16 pts, 10 rebs) and #4 Baylor (19 pts, 11 rebs). That is tied for the sixth longest streak of consecutive double-doubles in school history.
- Tallied a double-double with 19 points and 11 boards while adding two assists, two blocks against #4 Baylor.
- Notched her third straight double-double with 16 points and 10 rebounds in 25 minutes vs. Tennessee St.
- Recorded a double-double with 18 points and 11 boards while playing 40 minutes against Penn State.
- Scored a team-best 19 points in the first half and finished with eight rebounds to lead UT over JMU.
- Selected as a member of the VOLeaders Academy for the 2016-17 Season
- Member of the SEC Academic Honor Roll in 2015-16 and SEC First-Year Academic Honor Roll in 2014-15.
- Averaged 8.3 points, 4.8 rebounds and 1.6 assists while starting 26 of her 27 games played in 2015-16 after missing the first nine games due to a broken left hand.
- Recorded her first career double-double with 17 points and 10 boards, six of which came on the offensive end, while also notching three assists, one block and two steals on 7-of-12 shooting against Alabama.
- Tallied 14 points, nine rebounds and a career-high six assists in 35 minutes against Syracuse on 3/27.
- Notched nine points, a career-high 11 rebounds and five assists in the Sweet 16 against #9 Ohio State.
- Scored in double figures nine times as a rookie, hitting for a career-best 20 points while shooting 7-of-12 from the field and 5-of-5 from the free throw line vs. Saint Francis.
- Featured in New York Times, Good Morning America and CNN in 2008 as a 12-year-old being banned from a boys basketball league for being too good.
- Father, Greg, played basketball at Maryland from 1985-89.
- Her sister, Jackie, signed to play basketball at Maryland, transferred and finished her career in 2013-14 at St. Mary's College in California.

2016-17 GAME-BY-GAME STATS

OPPONENT	DATE	MIN	FG	FGA	PCT	3FG	3FGA	PCT	FT	FTA	PCT	OR	DR	TR	PF	FO	A	TO	BLK	STL	PTS
*at JMU	11/11/16	28	5-12	.417	3-6	.500	6-7	.857	2	6	8	5-1	0	5	0	0	19				
*Navy	11/13/16	28	3-8	.375	0-0	.000	0-0	.000	2	5	7	2-0	4	3	0	1	6				
*at ETSU	11/15/16	31	1-4	.250	0-1	.000	2-2	1.000	1	3	4	1-0	2	2	0	1	4				
*at Penn State	11/20/16	40	8-17	.471	0-4	.000	2-2	1.000	5	6	11	0-0	2	1	0	1	18				
*at Va. Tech	11/27/16	38	4-10	.400	1-3	.333	2-2	1.000	2	8	10	2-0	0	5	1	2	11				
*Tennessee St.	11/30/16	25	6-13	.462	0-2	.000	4-4	1.000	3	7	10	0-0	2	1	0	3	16				
*Baylor	12/4/16	33	5-14	.357	2-4	.500	7-10	.700	3	8	11	4-0	2	3	2	1	19				
*at Texas	12/11/16	38	10-20	.500	2-6	.333	0-0	.000	4	1	5	5-1	0	2	2	2	22				
*App. State	12/14/16	30	5-9	.556	1-3	.333	4-4	1.000	2	8	10	2-0	3	2	0	0	15				
*Stanford	12/18/16	40	3-11	.273	1-2	.500	3-3	1.000	4	2	6	3-0	0	1	0	0	10				
*Troy	12/21/16	28	8-17	.471	1-3	.333	4-4	1.000	5	9	14	5-1	4	4	0	1	21				
*UNCW	12/29/16	31	7-13	.538	1-2	.500	6-6	1.000	0	2	2	1-0	4	2	1	2	21				
*Kentucky	1/1/17	32	5-10	.500	3-4	.750	5-6	.833	0	5	5	3-0	2	0	0	1	18				
*at Vanderbilt	1/5/17	40	5-13	.385	2-4	.500	0-1	.000	5	1	6	3-0	2	2	1	2	12				
Miss. State	1/8/17																				
at Ole Miss	1/12/17																				
Notre Dame	1/16/17																				
at Auburn	1/19/17																				
Vanderbilt	1/22/17																				
at Florida	1/26/17																				
at S. Carolina	1/30/17																				
LSU	2/2/17																				
at Georgia	2/5/17																				
Missouri	2/9/17																				
Texas A&M	2/12/17																				
at Alabama	2/16/17																				
Arkansas	2/19/17																				
Florida	2/23/17																				
at Miss. State	2/26/17																				

* indicates game started

CAREER STATS

Season	GP-GS	MIN/MPG	FGs	FG Pct	3FGs	3FG Pct	FTs	FT Pct	O-R-Reb	RPG	PF-FO	Asst	TO	Blk	Stl	Pts	PPG
14-15	36-3	566/15.7	60-159	.377	8-36	.222	59-71	.831	55-72-127	3.5	45-0	38	32	12	24	187	5.2
15-16	27-26	676/25.0	75-219	.342	13-49	.265	60-81	.741	60-70-130	4.8	55-2	44	47	8	22	223	8.3
16-17	14-14	462/33.0	75-171	.439	17-44	.386	45-51	.882	38-71-109	7.8	36-3	27	33	7	17	212	15.1
Totals	77-43	1704/22.1	210-549	.383	38-129	.295	164-203	.808	153-213-366	4.8	136-5	109	112	27	63	622	8.1



PLAYER HIGHS

Points:	12 // App. State, 12/14/16
Rebounds:	15 // Tenn. State, 11/30/16
Assists:	2 // Tenn. State, 11/30/16*
Steals:	1 // App. State, 12/14/16*
Blocks:	2 // Troy, 12/21/16*
Field Goals:	5 // App. State, 12/14/16
3-Pointers:	--
Free Throws:	6 // Troy, 12/21/16
Minutes:	31 // Tenn. State, 11/30/16

*Indicates most recent highs

SEASON HIGHS

Points:	39 // Gallaudet., 11/15/14^
Rebounds:	20 // Campbell, 1/27/15^
Assists:	3 // Longwood, 12/30/14**
Steals:	5 // Gallaudet, 11/15/14^
Blocks:	10 // Mississippi St., 10/20/12^
Field Goals:	18 // Gallaudet, 11/15/14^
3-Pointers:	--
Free Throws:	11 // Presbyterian, 2/28/15^
Minutes:	40 // Campbell, 3/5/15**

^Indicates career high came at Winthrop

CAREER HIGHS

Points:	6 // Kentucky, 1/1/17
Rebounds:	7 // Kentucky, 1/1/17
Assists:	--
Steals:	--
Blocks:	--
Field Goals:	2 // Kentucky, 1/1/17
3-Pointers:	--
Free Throws:	2 // Vanderbilt, 1/5/17*
Minutes:	9 // Kentucky, 1/1/17

SEC HIGHS

	2016-17	Career
Had a Double-Double	--	44
Scored 10+ Points	2	57
Scored 20+ Points	--	8
Led UT in Scoring	--	--
Led UT in Blocks	2	2
Led UT in Rebounding	1	1
Led UT in Steals	--	--
Had 3+ Blocks	--	51
Had 10+ Rebounds	1	56

PRODUCTION TRACKER

- **In games when she plays more than 15 minutes, Nunn is averaging 10.3 points, 9.3 rebounds, 1.0 block, 0.8 assists, 0.5 steals and 59.1 percent shooting.**
- Stepped up as a key role player during UT's win against #17/23 Kentucky, scoring six points and grabbing seven rebounds in nine minutes of action.
- Narrowly missed her first double-double as a Lady Vol after posting 11 points and nine rebounds against UNCW, which was also her 100th career game.
- Scored a season-high 12 points on 5-of-7 shooting while grabbing five rebounds vs. Appalachian State.
- Grabbed 15 rebounds to go along with eight points, two assists and two blocks in the win over TSU.
- Scored her 1,000th career point when she hit two free throws with 8:33 left in the 2nd quarter vs. TSU.
- Notched eight points, five rebounds and a block as she came off the bench for the first time in her Lady Vol career against ETSU.
- Missed 2015-16 season with broken foot and transferred to Tennessee after earning her degree in business from Winthrop.
- Recorded 12 points and 15 rebounds against Tennessee as a visitor to Thompson-Boling on 11/21/14.
- **Averaged a double-double of 11.2 points and 10.3 rebounds in her three seasons with the Eagles.**
- Holds Winthrop career records for most rebounds (910) and blocked shots (279) while starting 86 of 88 games played.
- Nunn put up 13.7 points and 11.3 rebounds per contest as a junior in 2014-15, tallying WU single-season records of 333 rebounds and 109 blocks.
- **She finished her junior year ranked ninth in NCAA Division I in blocks per game (3.63) and 15th in rebounds per contest (11.3).**
- She was named All-Big South First Team and Big South Defensive Player of the Year in 2014-15 for her efforts.
- With 20 double-doubles as a junior, Nunn ran her career total to 49, including a 12-point and 15-rebound effort vs. Tennessee in Knoxville on Nov. 21, 2014.
- **She also holds a record for triple-doubles, becoming the quickest Division I women's player to record her first one, doing so in the second game of her rookie campaign in 2012.**
- Averaged a team-high 10.5 rebounds and 3.5 blocked shots as a senior at Fayette County H.S.
- Nickname is "Qui."

2016-17 GAME-BY-GAME STATS

[illegible]

* indicates game started

CAREER STATS

Season	GP-GS	MIN/MPG	FGs	FG Pct	3FGs	3FG Pct	FTs	FT Pct	O-R-Reb	RPG	PF-FO	Asst	TO	Blk	Stl	Pts	PPG
*12-13	30-28	882/29.4	108-218	.495	0-0	.000	47-75	.627	110-194-304	10.1	83-3	11	53	97	17	263	8.8
*13-14	28-28	841/30.0	124-239	.519	0-0	.000	59-52	.641	107-166-273	9.8	73-1	2	53	73	22	307	11.0
*14-15	30-30	968/32.3	162-320	.506	0-0	.000	88-138	.638	122-211-333	11.1	95-4	20	92	109	34	412	13.7
*15-16	Redshirt																
16-17	14-4	171/12.2	22-47	.468	0-0	.000	26-39	.667	27-42-69	4.9	16-0	6	18	6	4	70	5.0
Totals	102-90	2862/28.1	416-824	.505	0-0	.000	220-344	.640	366-613-979	9.6	267-7	39	216	285	77	1052	10.3

*At Winthrop

JORDAN REYNOLDS

SR Guard | 5-11 | Recreation & Sport Management
Portland, Ore. | Central Catholic H.S.



PLAYER HIGHS

SEASON HIGHS

Points:	14 // Stanford, 12/18/16
Rebounds:	14 // UNCW, 12/29/16
Assists:	13 // Troy, 12/21/16
Steals:	4 // ETSU, 11/15/16
Blocks:	2 // Virginia Tech, 11/27/16
Field Goals:	6 // Stanford, 12/18/16
3-Pointers:	2 // Navy, 11/13/16
Free Throws:	2 // Vanderbilt, 1/5/17*
Minutes:	40 // Stanford, 12/18/16

*Indicates most recent high

CAREER HIGHS

Points:	17 // S. Carolina, 3/8/15
Rebounds:	14 // UNCW, 12/29/16
Assists:	13 // Troy, 12/21/16
Steals:	7 // Oral Roberts, 11/17/14
Blocks:	2 // Virginia Tech, 11/27/16*
Field Goals:	6 // Stanford, 12/18/16*
3-Pointers:	3 // Kentucky, 3/7/15
Free Throws:	7 // Gonzaga, 3/28/15*
Minutes:	41 // Mississippi St., 1/28/16

SEC HIGHS

Points:	16 // Texas A&M, 2/7/16
Rebounds:	11 // Mississippi St., 1/28/16
Assists:	6 // Arkansas, 2/6/16*
Steals:	4 // Vanderbilt, 3/1/15
Blocks:	2 // Alabama, 1/31/16*
Field Goals:	5 // Mississippi St., 1/28/16*
3-Pointers:	2 // Texas A&M, 2/7/16*
Free Throws:	6 // Kentucky, 2/16/14
Minutes:	41 // Mississippi St., 1/28/16

PRODUCTION TRACKER

	2016-17	Career
Had a Double-Double	2	3
Scored 10+ Points	7	22
Scored 20+ Points	--	--
Led UT in Scoring	--	5
Led UT in 3-pt Made	2	11
Led UT in Assists	7	32
Led UT in Steals	4	25
Made 3+ 3-pt	--	1
Had 3+ Steals	3	17

- Has 62 assists and only 19 turnovers through 13 games. Her 3.3 assist-to-turnover ratio is the best of any season in her career and leads the team.
- **Recorded the third triple-double in program history with her career-high 14 rebounds to go along with 11 points and 10 assists against UNCW, joining performances by Shekinna Stricklen vs. Oklahoma on Jan. 3, 2010 (17 points, 13 rebounds, 12 assists) and Shelia Collins vs. Florida State on Feb. 8, 1985 (18 points, 10 rebounds, 10 steals).**
- Secured her first double-double of the season with 12 points and a career-high 13 assists, which is tied for the third-most in school history, in the Lady Vols' wire-to-wire win over Troy.
- Provided a spark vs. #10 Stanford with a season-high 14 points to go with three assists and two steals.
- Grabbed a team-high seven boards and handed out five assists without turning the ball over vs. #17 Texas.
- Missed the game against Tennessee State due to injury.
- Posted an all-around performance in loss at Virginia Tech with 11 points, eight rebounds, three assists, two blocks and a steal in 27 minutes.
- Notched 12 points, eight rebounds, two steals and seven assists (tying her 2015-16 season high) in the win over Navy.
- Notched her first career double-double with 15 points and a career-high 11 rebounds in 41 minutes while also recording three assists against #13 Mississippi State on Jan. 28.
- Scored 12 points on 4-of-7 shooting while adding three boards, two assists and two steals against Arizona State in the NCAA Second Round.
- **Scored a career-high 17 points vs. South Carolina in the SEC Tournament championship game helping her to earn a spot on the 2015 SEC All-Tournament Team.**
- Had 12 points, seven rebounds, three assists and a block, and she hit the game-tying free throw vs. Gonzaga in 2015 to send the game into overtime after UT had been down 17 points in the NCAA Sweet 16.
- Carded a career-high seven steals vs. Oral Roberts, the most by a Lady Vol sophomore since Loree Moore had seven in 2002.
- Driving force in UT's 17th SEC Tournament title, scoring a career-best 11 points, going 4-of-6 from the field and 3-for-3 from the free throw line, vs. Kentucky which caused her to trend nationally on Twitter.
- Her mom Kimberly James played at San Diego State, and her aunt, Deborah Lange, played at Oregon.
- Her sister, Ariel, was a forward at the University of Utah before graduating in 2014.

2016-17 GAME-BY-GAME STATS

OPPONENT	DATE	MIN	FG	FGA	PCT	3FG	3FGA	PCT	FT	FTA	PCT	OR	DR	TR	PF	FO	A	TO	BLK	STL	PTS
*at JMU	11/11/16	34	2-6	.333	0-2	.000	1-2	.500	2	3	5	4-0	2	3	0	1	5				
*Navy	11/13/16	37	5-8	.625	2-2	1.000	0-0	.000	1	7	8	0-0	7	2	0	2	12				
*at ETSU	11/15/16	32	5-6	.833	0-1	.000	0-0	.000	4	3	7	3-0	3	1	0	4	10				
*at Penn State	11/20/16	35	1-6	.167	0-3	.000	1-2	.500	4	2	6	0-0	1	1	0	2	3				
*at Va. Tech	11/27/16	27	5-13	.385	1-1	1.000	0-1	.000	2	6	8	3-0	3	1	2	1	11				
Tennessee St.	11/30/16		DNP																		
*Baylor	12/4/16	29	1-5	.200	0-1	.000	0-0	.000	3	1	4	0-0	4	1	0	0	2				
*at Texas	12/11/16	34	1-9	.111	0-1	.000	0-0	.000	1	6	7	2-0	5	0	1	0	2				
*App. State	12/14/16	24	1-9	.111	0-2	.000	0-0	.000	0	3	3	1-0	4	2	0	2	2				
*Stanford	12/18/16	40	6-15	.400	1-4	.250	1-2	.500	1	1	2	1-0	3	3	1	2	14				
*Troy	12/21/16	34	5-12	.417	0-0	.000	2-2	1.000	4	4	8	3-0	13	2	0	3	12				
*UNCW	12/29/16	33	5-9	.556	0-0	.000	1-2	.500	3	11	14	2-0	10	3	0	3	11				
*Kentucky	1/1/17	29	0-1	.000	0-0	.000	0-0	.000	0	6	6	4-0	4	0	0	1	0				
*at Vanderbilt	1/5/17	38	4-8	.500	1-2	.500	2-2	1.000	3	5	8	4-0	3	0	1	0	11				
Miss. State	1/8/17																				
at Ole Miss	1/12/17																				
Notre Dame	1/16/17																				
at Auburn	1/19/17																				
Vanderbilt	1/22/17																				
at Florida	1/26/17																				
at S. Carolina	1/30/17																				
LSU	2/2/17																				
at Georgia	2/5/17																				
Missouri	2/9/17																				
Texas A&M	2/12/17																				
at Alabama	2/16/17																				
Arkansas	2/19/17																				
Florida	2/23/17																				
at Miss. State	2/26/17																				

* indicates game started

CAREER STATS

Season	GP-GS	MIN/MPG	FGs	FG Pct	3FGs	3FG Pct	FTs	FT Pct	O-R-Reb	RPG	PF-FO	Asst	TO	Blk	Stl	Pts	PPG
13-14	34-0	549/16.1	49-129	.380	12-49	.245	18-23	.783	7-57-64	1.9	39-0	62	34	4	31	128	3.8
14-15	36-35	923/25.6	95-253	.375	21-66	.318	50-63	.794	31-100-131	3.6	38-0	83	56	10	53	261	7.3
15-16	34-19	857/25.2	66-193	.342	7-36	.194	24-33	.727	38-98-136	4.0	56-0	89	55	7	36	163	4.8
16-17	13-13	426/32.8	41-107	.383	5-19	.263	8-13	.615	28-58-86	6.6	27-0	62	19	5	21	95	7.3
Totals	117-67	2755/23.5	251-682	.368	45-170	.265	100-132	.758	104-313-417	3.6	160-0	296	164	26	141	647	5.5

21 MERCEDES RUSSELL

R-JR Center | 6-6 | Communication Studies
Springfield, Ore. | Springfield H.S.

PLAYER HIGHS

SEASON HIGHS

Points:	22 // Kentucky, 1/1/17*
Rebounds:	14 // Virginia Tech, 11/27/16
Assists:	3 // Kentucky, 1/1/17*
Steals:	3 // Navy, 11/13/16
Blocks:	6 // Vanderbilt, 1/5/17
Field Goals:	10 // Kentucky, 1/1/17
3-Pointers:	--
Free Throws:	9 // JMU, 11/11/16
Minutes:	39 // Vanderbilt, 1/5/17

*Indicates most recent high

CAREER HIGHS

Points:	25 // Ohio State., 3/25/16
Rebounds:	15 // Ohio State, 3/25/16*
Assists:	3 // Kentucky, 1/1/17*
Steals:	3 // Navy, 11/13/16
Blocks:	6 // Vanderbilt, 1/5/17*
Field Goals:	12 // Ohio State, 3/25/16
3-Pointers:	--
Free Throws:	9 // JMU, 11/11/16
Minutes:	39 // Vanderbilt, 1/5/17

SEC HIGHS

Points:	22 // Kentucky, 1/1/17
Rebounds:	13 // Alabama, 1/31/16*
Assists:	3 // Kentucky, 1/1/17*
Steals:	2 // LSU, 2/21/16*
Blocks:	6 // Vanderbilt, 1/5/17
Field Goals:	10 // Kentucky, 1/1/17
3-Pointers:	-
Free Throws:	7 // Vanderbilt, 1/5/17
Minutes:	39 // Vanderbilt, 1/5/17

PRODUCTION TRACKER

	2016-17	Career
Had a Double-Double	9	20
Scored 10+ Points	13	40
Scored 20+ Points	3	5
Led UT in Scoring	4	8
Led UT in Blocks	8	50
Led UT in Rebounding	7	24
Led UT in Steals	1	5
Had 3+ Blocks	4	20
Had 10+ Rebounds	9	24

- Has improved her numbers across the board from last season: points (9.9 to 16.6), rebounds (8.3 to 9.6), assists (0.8 to 1.3) and free throw percentage (.554 to .663).
- Scored 15+ points in 12 of the first 14 games this year after scoring 15+ in only four games over her first two years.
- Recorded nine double-doubles in the first 14 games of the season and now has 20 in her career, which ties her for 15th all time with Debbie Groover (1977-81), Dana Johnson (1991-95) and Cindy Noble (1977-81). With three more, she will move into 10th place on the list.
- Notched 131 career blocks, one from passing Isabelle Harrison for ninth on the school's all-time career blocks list. She previously passed Chamique Holdsclaw (111) to move into 10th in the game vs. Virginia Tech.
- Posted another dominant performance in win at Vanderbilt, totaling 15 points, 13 rebounds and six blocks, which tied her career high.
- Named SEC Player of the Week (1/3/17) after dropping 20 points and 11 rebounds against UNCW followed up by 22 points and nine rebounds in UT's win over #17/23 Kentucky. This marks the second conference honor for Russell, who was the SEC Freshman of the Week in 2013.
- Notched 11 points and 13 rebounds vs. #10 Stanford while holding All-Pac 12 honoree Erica McCall to 6-15 shooting and only six rebounds in the Lady Vols' win.
- Scored 22 points and grabbed 12 rebounds and four blocks while holding #4 Baylor's post players Beatrice Mompremier (3-12), Kalani Brown (1-9) and Lauren Cox (0-3) to a combined 4-24 (16.7%) shooting. The Lady Bears threesome combined to shoot 60.4 percent from the floor entering the contest.
- Named to the Coaches Preseason All-SEC Second Team.
- Averaged a double-double with 13.0 points, 10.3 rebounds and 1.0 blocks while shooting 68.6 percent in NCAA Tournament play and was named to the NCAA Sioux Falls Regional All-Tournament Team.
- Finished third all-time among UT sophomores with 11 double-doubles, trailing only Candace Parker (21) and Chamique Holdsclaw (16).
- Tallied career highs with a double-double of 25 points and 15 rebounds on 12-of-16 shooting in 37 minutes vs. #9 Ohio State in the NCAA Sweet 16.
- Named No. 1 player in the nation in 2013 by espnW HoopGurlz and Women's Basketball Insider.
- Shoots right-handed but writes with her left hand.
- Joins Kelley Cain and Vonda Ward as the three tallest players in UT history at 6-6.

2016-17 GAME-BY-GAME STATS

OPPONENT	DATE	MIN	FG	FGA	PCT	3FG	3FGA	PCT	FT	FTA	PCT	OR	DR	TR	PF	FO	A	TO	BLK	STL	PTS
*at JMU	11/11/16	36	4-8	.500	0-0	.000	9-13	.692	2	9	11	1-0	1	1	1	0	17				
*Navy	11/13/16	28	5-11	.455	0-0	.000	8-10	.800	3	7	10	1-0	2	2	1	3	18				
*at ETSU	11/15/16	22	6-10	.600	0-0	.000	3-6	.500	1	2	3	4-0	1	4	0	1	15				
*at Penn State	11/20/16	37	7-15	.467	0-0	.000	5-6	.833	3	8	11	3-0	1	1	1	1	19				
*at Va. Tech	11/27/16	37	7-15	.467	0-0	.000	3-3	1.000	7	7	14	1-0	1	1	3	0	17				
*Tennessee St.	11/30/16	25	7-8	.875	0-0	.000	2-3	.667	1	3	4	1-0	1	1	4	1	16				
*Baylor	12/4/16	35	8-16	.500	0-0	.000	6-12	.500	3	9	12	3-0	0	1	4	0	22				
*at Texas	12/11/16	37	3-7	.429	0-0	.000	2-4	.500	1	3	4	3-0	1	4	2	0	8				
*App. State	12/14/16	24	5-9	.556	0-0	.000	5-6	.833	1	7	8	0-0	0	1	0	0	15				
*Stanford	12/18/16	36	5-9	.556	0-0	.000	1-2	.500	2	11	13	1-0	1	4	1	1	11				
*Troy	12/21/16	31	8-11	.727	0-0	.000	2-6	.333	4	7	11	2-0	3	5	2	0	18				
*UNCW	12/29/16	30	8-12	.667	0-0	.000	4-5	.800	2	9	11	2-0	3	4	0	0	20				
*Kentucky	1/1/17	38	10-16	.625	0-0	.000	2-2	1.000	4	5	9	0-0	3	0	0	0	22				
*at Vanderbilt	1/5/17	39	4-8	.500	0-0	.000	7-11	.636	2	11	13	1-0	0	2	6	0	15				
Miss. State	1/8/17																				
at Ole Miss	1/12/17																				
Notre Dame	1/16/17																				
at Auburn	1/19/17																				
Vanderbilt	1/22/17																				
at Florida	1/26/17																				
at S. Carolina	1/30/17																				
LSU	2/2/17																				
at Georgia	2/5/17																				
Missouri	2/9/17																				
Texas A&M	2/12/17																				
at Alabama	2/16/17																				
Arkansas	2/19/17																				
Florida	2/23/17																				
at Miss. State	2/26/17																				

* indicates game started

CAREER STATS

Season	GP-GS	MIN/MPG	FGs	FG Pct	3FGs	3FG Pct	FTs	FT Pct	O-R-Reb	RPG	PF-FO	Asst	TO	Blk	Stl	Pts	PPG
13-14	35-5	647/18.5	93-156	.596	0-0	.000	36-70	.514	67-107-174	5.0	53-0	18	45	40	14	222	6.3
14-15	Redshirt																
15-16	36-31	1054/29.3	148-270	.548	0-0	.000	61-112	.545	104-195-299	8.3	75-1	28	61	66	16	357	9.9
16-17	14-14	455/32.5	87-155	.561	0-0	.000	59-89	.663	36-98-134	9.6	23-0	18	31	25	7	233	16.6
Totals	85-50	2156/25.4	328-581	.565	0-0	.000	156-271	.576	207-400-607	7.1	151-1	64	137	131	37	812	9.6

CAREER GAME-BY-GAME STATISTICS

TE'A COOPER

2015-16 Opp.	Pts.	Reb.	Ass.	Blk	Stl.
*Central Ark.	22	2	6	0	4
*Penn State	14	1	1	0	3
*Syracuse	10	3	4	0	1
*Chattanooga	4	2	4	0	4
*UAlbany	7	1	0	0	0
*Texas	5	1	1	0	1
ETSU	23	2	4	0	2
Virginia Tech	4	0	3	0	1
at Wichita State	9	3	0	0	1
at Stanford	4	0	2	0	1
at Oregon State	2	1	2	0	0
Stetson	13	7	6	0	4
Missouri	2	1	0	0	0
Florida	7	1	2	0	3
Auburn	0	5	1	0	1
Arkansas	2	3	0	0	0
Notre Dame	0	0	0	0	1
Vanderbilt	13	1	1	0	0
Kentucky	18	1	3	0	1
Mississippi St.	11	3	1	0	1
*Alabama	17	1	4	0	1
*Arkansas	13	5	3	0	4
*Texas A&M	2	1	2	0	0
*Vanderbilt	11	2	3	0	2
*South Carolina	4	4	2	0	1
*Ole Miss	10	1	5	0	1
*LSU	7	0	2	0	3
*Alabama	2	2	1	0	0
Georgia	21	2	3	0	0
vs. Arkansas	9	2	4	0	0
vs. Texas A&M	3	2	0	0	1
vs. Mississippi St.	3	1	0	0	0
vs. Green Bay	15	3	2	0	0
at Arizona St.	0	0	0	0	0
vs. Ohio State	16	1	2	0	0
*vs. Syracuse	8	3	0	0	1

DIAMOND DESHIELDS

2013-14 Opp.	Pts.	Reb.	Ass.	Blk	Stl.
At UNC					
Air Force	16	1	1	0	4
Tennessee	8	1	1	0	3
at UCLA	3	5	2	0	0
Coastal Carolina	21	7	4	1	3
Coppin State	16	7	2	0	5
vs. Arkansas St.	24	4	2	0	1
vs. Arizona St.	28	8	0	0	5
vs. Illinois	18	8	4	0	2
Nebraska	11	4	4	0	0
Charleston So.	10	5	7	0	2
vs. New Orleans	20	1	4	0	2
vs. South Car.	17	6	1	0	1
High Point	4	4	0	0	1
Maryland	12	5	3	2	1
NC State	21	9	4	1	2
at Florida State	25	7	1	0	1
Clemson	24	4	3	0	0
at Boston Coll.	12	4	1	0	1
at Wake Forest	19	7	0	0	3
Syracuse	21	8	5	0	2
Miami	18	6	2	0	2
at Georgia Tech	22	9	5	0	2
at Duke	30	3	3	2	1
Pittsburgh	19	6	4	0	1
at NC State	38	4	1	0	2
at Virginia	13	5	3	0	0
Virginia Tech	8	7	3	1	1
at Notre Dame	17	9	3	0	0
Duke	18	4	4	0	0
vs. Wake Forest	17	8	3	1	3
vs. Maryland	22	1	3	0	1
vs. Duke	25	6	2	0	2
vs. UT Martin	15	1	4	0	1
vs. Michigan St.	24	12	2	0	3
vs. South Car.	19	3	0	2	2
vs. Stanford	13	4	1	1	1

2015-16 Opp.	Pts.	Reb.	Ass.	Blk	Stl.
At UT					
Central Ark.	12	4	7	0	2
Penn State	4	3	4	0	2
Syracuse	0	3	2	0	1
Chattanooga	17	6	2	2	4
UAlbany	11	1	1	0	1
Texas	24	11	1	1	1
*ETSU	31	8	5	0	7
*Virginia Tech	15	6	0	0	1
*at Wichita State	8	4	4	0	0

*at Stanford	12	4	1	1	1
at Oregon State	14	9	1	3	1
*Stetson	30	4	0	1	2
*Missouri	11	9	2	1	1
*Florida	16	4	2	2	1
*Auburn	25	6	7	2	2
*Arkansas	14	6	1	1	3
*Notre Dame	17	5	1	1	5
*Vanderbilt	11	2	4	3	3
*Kentucky	13	4	2	2	0
Mississippi St.	3	0	1	0	0
Alabama	2	5	3	0	0
Arkansas	15	7	2	2	2
Texas A&M	9	4	0	1	0
Vanderbilt	12	9	0	0	0
South Carolina	21	4	2	1	0
Ole Miss	0	4	2	1	1
LSU	19	2	1	0	2
Alabama	0	4	0	0	1
*Georgia	22	7	2	1	1
*vs. Arkansas	15	6	1	0	3
*vs. Texas A&M	21	6	4	0	1
*vs. Miss. St.	22	5	1	1	2
*vs. Green Bay	14	4	2	1	2
*at Arizona St.	24	5	1	0	3
*vs. Ohio State	10	5	7	0	1
*vs. Syracuse	20	10	5	1	1

2016-17 Opp.	Pts.	Reb.	Ass.	Blk	Stl.
*at JMU	10	4	5	3	2
*Navy	14	6	2	0	2
*at ETSU	28	10	6	1	0
*at Penn St.	8	4	5	1	2
*at Va. Tech	15	9	5	2	0
*Tenn. State	15	10	3	3	2
*Baylor	13	6	2	0	0
*at Texas	19	4	1	1	0
*App. State	16	4	0	1	1
*Stanford	15	7	3	3	2
*Kentucky	21	4	2	1	0
*Vanderbilt	16	5	4	0	4

KORTNEY DUNBAR

2014-15 Opp.	Pts.	Reb.	Ass.	Blk	Stl.
Penn	15	1	0	2	1
Oral Roberts	10	6	1	0	1
Winthrop	3	1	0	1	1
Tennessee St.	8	0	0	1	1
Saint Francis	6	5	0	1	0
at Lipscomb	3	1	0	1	0
Stanford	0	0	0	0	0
Missouri	0	2	1	0	0
at Vanderbilt	0	1	0	0	0
Texas A&M	0	1	0	0	0
at Arkansas	0	0	0	0	0
at Auburn	0	2	0	0	0
LSU	0	1	0	0	0
Georgia	3	0	0	0	0
at Florida	0	0	0	0	0
at Ole Miss	5	1	0	0	0
Kentucky	2	1	0	0	0
Vanderbilt	3	3	0	0	1
Georgia	3	1	0	0	0
Kentucky	0	0	0	0	0

2015-16 Opp.	Pts.	Reb.	Ass.	Blk	Stl.
*Central Ark.	24	13	0	0	2
*Penn State	3	0	1	0	0
Syracuse	0	0	0	0	0
Chattanooga	0	2	0	0	0
UAlbany	3	0	0	0	0
at Wichita State	0	1	0	0	1
at Stanford	3	0	0	1	0
*at Oregon State	0	2	0	0	1
*Stetson	5	7	1	1	1
Missouri	3	2	0	1	1
Florida	0	0	0	0	0
Auburn	6	0	0	1	0
Arkansas	6	1	0	0	0
Notre Dame	3	0	0	0	0
Alabama	6	0	0	0	1
Texas A&M	9	2	0	0	0
South Carolina	0	0	0	0	0
Ole Miss	5	1	0	0	0
LSU	6	1	0	0	0
Alabama	0	0	0	0	1
*Georgia	6	0	0	0	0
vs. Arkansas	0	3	0	0	0
vs. Texas A&M	0	1	0	0	0
vs. Green Bay	3	1	0	0	0
at Arizona St.	0	0	0	0	0

vs. Ohio State	0	0	0	0	0
vs. Syracuse	3	1	0	0	0
2016-17 Opp.	Pts.	Reb.	Ass.	Blk	Stl.
at JMU	2	2	0	0	1
Navy	5	2	1	1	1
at ETSU	3	2	1	1	0
at Penn St.	5	3	1	0	0
at Va. Tech	0	0	0	1	0
Tenn. State	13	9	0	0	1
Baylor	4	3	1	0	0
App. State	6	5	2	0	1
Troy	2	5	0	0	0
UNCW	0	4	1	1	0
Kentucky	0	2	0	0	0
Vanderbilt	0	0	0	0	0

CHERIDENE GREEN

KAMERA HARRIS

2016-17 Opp.	Pts.	Reb.	Ass.	Blk	Stl.
Navy	0	0	0	1	0
at ETSU	1	2	0	0	0
Tenn. State	4	3	0	0	0
App. State	3	1	0	0	0
Troy	0	1	0	0	0
UNCW	0	0	0	0	0

MEME JACKSON

2015-16 Opp.	Pts.	Reb.	Ass.	Blk	Stl.
Syracuse	0	0	0	0	1
Chattanooga	4	2	0	0	1
UAlbany	0	1	1	0	0
Texas	2	1	0	0	0
ETSU	2	1	1	0	1
Virginia Tech	0	0	2	0	0
at Wichita State	2	1	0	0	1
at Stanford	2	0	0	0	0
at Oregon State	0	3	0	0	0
Stetson	2	1	0	0	0
Missouri	0	0	0	0	0
Auburn	0	0	0	0	0
Mississippi St.	2	0	0	0	0
Alabama	0	0	0	0	0
Ole Miss	4	1	1	0	1
Alabama	0	0	0	0	0
Georgia	0	2	2	0	0
vs. Arkansas	0	0	0	0	0
vs. Green Bay	0	0	0	0	0
at Arizona St.	0	0	0	0	0
vs. Syracuse	2	0	1	0	0

2016-17 Opp.	Pts.	Reb.	Ass.	Blk	Stl.
at JMU	8	0	2	0	2
Navy	5	2	0	0	0
at ETSU	7	0	1	0	0
at Penn St.	3	3	3	0	0
at Va. Tech	5	2	1	1	1
*Tenn. State	5	2	2	1	2
*Baylor	4	2	1	0	0
*at Texas	8	5	0	0	0
*App. State	3	0	3	0	1
*Stanford	3	2	0	0	1
*Troy	18	7	5	0	1
*UNCW	20	2	1	0	0
*Kentucky	5	3	4	0	0
*Vanderbilt	10	3	3	0	1

ALEXA MIDDLETON

2014-15 Opp.	Pts.	Reb.	Ass.	Blk	Stl.
*Penn	20	6	11	0	3
*Oral Roberts	6	2	2	0	1
*Winthrop	4	1	2	0	2
Tennessee State	6	3	2	0	3
at Chattanooga	0	0	0	0	0
at Texas	0	0	0	0	0
Saint Francis	11	7	4	0	4
at Lipscomb	12	4	3	0	1
at Rutgers	0	1	0	0	0
Wichita State	10	3	1	0	0
Stanford	2	2	2	0	1
Oregon State	12	1	0	0	1
Missouri	4	3	2	0	0
at Vanderbilt	0	1	0	0	1
Texas A&M	0	2	0	0	0
at Arkansas	0	1	2	0	1
at Auburn	0	0	0	0	0
at Notre Dame	0	1	1	0	0
LSU	7	2	2	0	0
Georgia	5	3	1	0	0
at Kentucky	0	0	0	0	0

Mississippi St.	2	2	0	0	0
at Florida	1	1	1	0	1
at Ole Miss	4	2	2	0	0
Kentucky	1	1	0	0	0
Alabama	7	1	2	0	2
at S. Carolina	0	1	0	0	0
at Georgia	3	0	1	0	0
Vanderbilt	2	0	0	0	1
Georgia	7	1	3	0	2
Kentucky	0	0	2	1	0
S. Carolina	3	1	1	0	0
Boise St.	0	0	1	0	1
Pitt	2	0	1	0	0
Gonzaga	5	0	0	0	0
Maryland	2	2	0	0	1

LADY VOLS BASKETBALL

at Georgia	0	4	1	0	0
Vanderbilt	13	5	2	0	1
Georgia	10	6	4	0	0
Kentucky	9	7	0	0	0
S. Carolina	6	3	1	0	1
Boise St.	6	10	1	0	0
Pitt	3	3	2	0	0
Gonzaga	12	6	0	1	0
Maryland	2	4	0	0	0

2015-16 Opp. Pts. Reb. Asss. Blk Stl.

*at Stanford	12	3	0	0	2
*at Oregon State	0	6	2	0	0
Stetson	12	2	3	0	2
*Missouri	13	3	0	0	3
*Florida	10	6	2	0	1
*Auburn	4	5	2	1	0
*Arkansas	4	6	1	0	0
*Notre Dame	11	3	0	0	0
*Vanderbilt	7	4	0	0	2
*Kentucky	5	6	1	0	0
*Mississippi St.	0	2	0	0	0
*Alabama	17	10	3	1	2
*Arkansas	7	8	4	0	0
*Texas A&M	9	5	0	0	0
*Vanderbilt	18	5	4	0	1
*South Carolina	2	1	0	0	0
*Ole Miss	10	8	0	0	1
*LSU	2	1	0	0	1
*Alabama	13	7	1	3	1
*Georgia	2	4	3	0	3
*vs. Arkansas	11	3	3	1	1
*vs. Texas A&M	4	3	2	1	0
*vs. Miss. St.	12	2	0	0	1
*vs. Green Bay	4	1	0	0	0
*at Arizona St.	11	6	2	0	0
*vs. Ohio State	9	11	5	0	1
*vs. Syracuse	14	9	6	1	0

2016-17 Opp. Pts. Reb. Asss. Blk Stl.

*at JMU	19	8	0	0	0
*Navy	6	7	4	0	1
*at ETSU	4	4	2	0	1
*at Penn St.	18	11	2	0	1
*at Va. Tech	11	10	0	1	2
*Tenn. State	16	10	2	0	3
*Baylor	19	11	2	2	1
*at Texas	22	5	0	2	2
*App. State	15	10	3	0	0
*Stanford	10	6	0	0	0
*Troy	21	14	4	0	1
*UNCW	21	2	4	1	2
*Kentucky	18	5	2	0	1
*Vanderbilt	12	6	2	1	2

SCHAQUILLA NUNN

2012-13 Opp. Pts. Reb. Asss. Blk Stl.

At Winthrop					
*Troy	18	15	0	4	0
*at Ohio St.	4	3	0	1	0
*vs. Miss. St.	10	13	0	10	2
*vs. Oregon St.	8	7	1	4	0
*vs. Gonzaga	8	11	1	0	2
*at C of C	12	16	0	4	1
*at Bradley	0	2	0	0	0
*St. Augustine's	12	13	0	3	0
*at NC Central	6	8	0	2	1
*High Point	16	16	0	3	2
*Liberty	3	7	0	1	0
*at Saint Louis	11	10	0	5	0
at Wilm & Mary	9	6	0	1	0
at Longwood	5	16	3	1	0
*at Gard.-Webb	12	14	0	4	0
*Charleston So.	12	10	0	1	1
*Presbyterian	10	17	0	7	0
*at Campbell	6	7	1	3	0
*at Presbyterian	5	9	1	4	0
*at Char. So.	16	14	1	5	0
*Campbell	6	8	0	4	1
*at Liberty	2	5	0	1	0
*at High Point	10	11	0	4	0
*Longwood	11	8	0	3	2
*Radford	17	11	0	6	0
*Gardner-Webb	3	2	1	6	1
*UNC Asheville	10	12	0	5	2
*vs. Longwood	2	11	2	2	0
*at FGCU	17	13	0	1	1
*vs. Florida	2	9	0	2	1

2013-14 Opp. Pts. Reb. Asss. Blk Stl.

At Winthrop					
C of C	12	14	0	4	0
*at Davidson	11	13	0	2	2

*St. Louis	14	8	0	3	0
*William & Mary	11	13	0	3	2
*at Charlotte	12	10	0	2	0
*vs. UT Martin	30	14	0	4	0
*at Robert Morris	13	10	0	2	0
*at High Point	13	15	0	3	0
*at S Carolina	2	10	0	0	0
*Presbyterian	10	13	0	4	0
*Charleston So.	17	7	0	5	0
*at UNC Ashe.	4	8	1	4	0
*at C. Carolina	6	4	0	2	1
*Liberty	20	13	0	5	2
*Longwood	14	12	0	1	0
*at Campbell	16	13	0	3	2
*at Presbyterian	13	12	0	1	1
*Gardner-Webb	2	6	0	5	1
*UNC Asheville	10	11	0	4	0
*Radford	17	12	0	4	4
*at Longwood	2	11	0	2	2
*at Liberty	6	6	0	2	0
*High Point	10	7	0	2	1
*Campbell	10	10	1	3	2
*at C. Carolina	11	8	0	4	0
*vs. Liberty	8	6	0	1	1
*vs. High Point	8	2	0	0	1
*at Duke	5	5	0	0	0

2014-15 Opp. Pts. Reb. Asss. Blk Stl.

At Winthrop					
*Gallaudet	39	16	0	9	5
*Furman	19	12	0	7	3
*at Tennessee	12	15	0	1	1
*at NC Central	3	4	0	0	0
*Auburn	6	10	1	1	2
*Campbell	7	10	2	5	2
*at Ohio St.	4	10	1	0	0
*Davidson	15	16	2	6	2
*Mason	14	9	0	2	0
*at Wichita St.	8	11	0	1	0
*Longwood	21	17	3	2	1
*at Char. So.	19	5	0	3	4
*Gardner-Webb	8	6	0	8	0
*UNC Asheville	18	14	0	4	1
*at High Point	7	5	0	4	0
*at Radford	24	16	0	6	1
*at C. Carolina	10	8	0	3	0
*Liberty	11	8	2	9	2
*Presbyterian	15	14	1	2	0
*at Longwood	14	17	2	4	0
*Charleston So.	5	12	0	6	0
*at Campbell	8	13	1	0	3
*at UNC Ashe.	10	10	1	6	1
*High Point	18	12	0	1	3
*at Gard.-Webb	5	3	0	3	0
*Radford	17	12	1	5	0
*C. Carolina	22	5	1	4	1
*at Liberty	11	11	1	2	1
*at Presbyterian	21	12	0	4	0
*vs. Campbell	21	20	1	1	1

2016-17 Opp. Pts. Reb. Asss. Blk Stl.

*at JMU	2	1	1	0	1
*Navy	4	5	2	0	1
at ETSU	8	5	0	1	0
*at Penn St.	0	3	0	0	0
at Va. Tech	2	2	0	0	0
*Tenn. State	8	15	2	2	1
Baylor	0	5	0	0	0
at Texas	2	1	0	1	0
App. State	12	5	0	0	1
Stanford	1	1	0	0	0
Troy	10	8	0	2	0
UNCW	11	9	1	0	0
Kentucky	6	7	0	0	0
Vanderbilt	4	2	0	0	0

JORDAN REYNOLDS

2013-14 Opp. Pts. Reb. Asss. Blk Stl.

at MTSU	0	0	0	0	0
at UNC	5	3	0	0	1
Chattanooga	9	4	1	0	0
Georgia Tech	0	0	2	0	1
Oakland	5	4	4	0	3
Virginia	5	1	0	0	0
SMU	5	4	3	0	2
Texas	2	1	1	0	2
Troy	5	2	1	0	1
Tennessee State	6	3	6	0	2
at Stanford	0	1	1	0	0
Lipscomb	5	6	8	0	1
LSU	0	0	0	0	0
Georgia	0	2	1	0	0
Ole Miss	7	5	4	1	1

Vanderbilt	0	0	0	0	0
Mississippi State	0	1	0	0	0
Notre Dame	0	0	0	0	0
Florida	4	2	2	0	3
Texas A&M	2	1	0	0	0
Arkansas	5	1	3	0	0
Alabama	1	2	0	0	1
Ole Miss	7	3	2	0	1
Vanderbilt	4	1	2	1	0
Kentucky	8	1	2	0	2
Auburn	2	2	3	0	2
LSU	0	1	3	0	1
South Carolina	4	1	3	0	1
LSU	6	3	3	2	3
Texas A&M	9	0	1	0	0
Kentucky	11	3	1	0	1
Northwestern St.	7	3	3	0	0
St. John's	2	1	1	0	1
Maryland	2	2	1	0	1

2014-15 Opp. Pts. Reb. Asss. Blk Stl.

*Penn	0	8	5	0	3
*Oral Roberts	5	4	7	1	7
*Winthrop	6	8	7	0	0
*Tennessee St.	7	1	4	0	3
*at Chattanooga	6	3	1	0	1
*at Texas	10	3	0	0	2
*Saint Francis	2	4	1	0	2
*at Lipscomb	4	3	2	0	1
*at Rutgers	6	2	1	1	0
*Wichita State	4	0	3	0	0
*Stanford	2	3	3	0	3
*Oregon State	7	4	1	0	3
*Missouri	10	4	3	0	1
*at Vanderbilt	11	1	1	0	0
* Texas A&M	7	0	6	0	1
*at Arkansas	8	6	1	0	0
*at Auburn	11	5	2	0	3
*at Notre Dame	4	0	0	0	0
*LSU	9	1	1	0	0
*Georgia	15	4	1	0	2
*at Kentucky	8	3	3	1	2
*Mississippi St.	5	1	1	0	0
*at Florida	13	2	1	0	3
*at Ole Miss	8	2	0	0	1
*Kentucky	2	0	1	0	1
Alabama	2	7	2	0	1
*at S. Carolina	10	1	3	0	0
*at Georgia	8	6	2	1	1
*Vanderbilt	0	3	5	2	4
*Georgia	4	6	2	1	1
*Kentucky	13	7	2	1	1
*S. Carolina	17	4	1	1	1
*Boise St.	8	5	1	0	1
*Pitt	9	6	4	1	1
*Gonzaga	12	7	3	1	1
*Maryland	8	7	2	0	2

2015-16 Opp. Pts. Reb. Asss. Blk Stl.

Penn State	4	1	5	0	1
*Syracuse	4	6	1	0	2
*Chattanooga	2	5	0	0	1
*UAlbany	6	6	4	0	1
*Texas	4	2	1	0	3
*ETSU	4	2	3	0	4
*Virginia Tech	1	3	2	0	0
*at Wichita State	3	2	3	0	2
at Stanford	1	3	1	0	0
at Oregon State	8	1	2	0	0
Stetson	2	3	2	0	0
Missouri	5	5	1	0	1
Florida	3	5	1	1	1
Auburn	4	4	5	0	2
Arkansas	7	8	3	1	1
Notre Dame	9	5	7	0	1
Vanderbilt	3	2	2	0	1
Kentucky	9	3	2	0	2
*Mississippi St.	15	11	3	0	1
*Alabama	0	5	5	2	1
*Arkansas	8	2	6	1	1
*Texas A&M	16	7	3	0	0
*Vanderbilt	0	0	0	0	2
South Carolina	2	6	1	1	0
Ole Miss	6	8	3	1	1
LSU	0	1	1	0	0
Alabama	2	8	2	0	3
*Georgia	5	3	5	0	1
*vs. Arkansas	10	8	4	0	2
*vs. Texas A&M	0	1	1	0	0
*vs. Miss. St.	2	3	2	0	0
*vs. Green Bay	4	3	4	0	0
*at Arizona St.	12	3	2	0	2
*vs. Ohio State	2	1	2	0	0

2016-17 Opp. Pts. Reb. Asss. Blk Stl.

LADY VOLS BASKETBALL

*Navy	18	10	2	1	3
*at ETSU	15	3	1	0	1
*at Penn St.	19	11	1	1	1
*at Va. Tech	17	14	1	3	0
*Tenn. State	16	4	1	4	1
*Baylor	22	12	0	4	0
*at Texas	8	4	1	2	0
*App. State	15	8	0	0	0
*Stanford	11	13	1	1	1
*Troy	18	11	3	2	0
*UNCW	20	11	3	0	0
*Kentucky	22	9	3	0	0
*Vanderbilt	15	13	0	6	0

2016-17 CUMULATIVE STATISTICS

2016-17 Tennessee Lady Vols
Tennessee Combined Team Statistics (as of Jan 05, 2017)
All games

RECORD:	OVERALL	HOME	AWAY	NEUTRAL
ALL GAMES	10-4	7-1	3-3	0-0
CONFERENCE	2-0	1-0	1-0	0-0
NON-CONFERENCE	8-4	6-1	2-3	0-0

#	Player	gp-gs	min	avg	Total		3-Point		F-Throw		Rebounds								a	to	blk	stl	pts	avg
					fg-fga	fg%	3fg-fga	3fg%	ft-fga	ft%	off	def	tot	avg	pf	dq								
21	Russell, Mercedes	14-14	455	32.5	87-155	.561	0-0	.000	59-89	.663	36	98	134	9.6	23	0	18	31	25	7	233	16.6		
11	DeShields, Diamond	12-12	386	32.2	72-180	.400	12-35	.343	34-42	.810	13	60	73	6.1	32	1	38	49	16	15	190	15.8		
31	Nared, Jaime	14-14	462	33.0	75-171	.439	17-44	.386	45-51	.882	38	71	109	7.8	36	3	27	33	7	17	212	15.1		
33	Middleton, Alexa	14-4	355	25.4	44-106	.415	22-47	.468	18-22	.818	4	37	41	2.9	20	0	33	30	3	15	128	9.1		
10	Jackson, Meme	14-9	358	25.6	39-94	.415	18-43	.419	8-15	.533	16	17	33	2.4	28	2	26	21	2	9	104	7.4		
00	Reynolds, Jordan	13-13	426	32.8	41-107	.383	5-19	.263	8-13	.615	28	58	86	6.6	27	0	62	19	5	21	95	7.3		
04	Nunn, Schaquilla	14-4	171	12.2	22-47	.468	0-0	.000	26-39	.667	27	42	69	4.9	16	0	6	18	6	4	70	5.0		
13	Dunbar, Kortney	12-0	148	12.3	15-48	.313	9-39	.231	1-2	.500	5	32	37	3.1	12	0	7	6	4	4	40	3.3		
05	Harris, Kamera	6-0	39	6.5	3-7	.429	0-0	.000	2-4	.500	5	2	7	1.2	9	1	0	0	1	0	8	1.3		
Team											25	22	47				2							
Total.....		14	2800		398-915	.435	83-227	.366	201-277	.726	197	439	636	45.4	203	7	217	209	69	92	1080	77.1		
Opponents.....		14	2800		344-959	.359	76-271	.280	128-192	.667	201	349	550	39.3	259	-	147	198	31	101	892	63.7		

TEAM STATISTICS	UT	OPP	Date	Opponent	Score	Att.
SCORING	1080	892	11/11/16	at JMU	w 81-69	3471
Points per game	77.1	63.7	11/13/16	NAVY	w 85-55	8212
Scoring margin	+13.4	-	11/15/16	at ETSU	w 83-58	6072
FIELD GOALS-ATT	398-915	344-959	11/20/16	at Penn State	L 56-70	3754
Field goal pct	.435	.359	11/27/16	at Virginia Tech	L 63-67	3159
3 POINT FG-ATT	83-227	76-271	11/30/16	TENN. STATE	w 86-36	7845
3-point FG pct	.366	.280	12/04/16	BAYLOR	L 66-88	9244
3-pt FG made per game	5.9	5.4	12/11/16	at Texas	L 67-72	4386
FREE THROWS-ATT	201-277	128-192	12/14/16	APPALACHIAN ST.	w 92-66	7826
Free throw pct	.726	.667	12/18/16	STANFORD	w 59-51	9137
F-Throws made per game	14.4	9.1	12/21/16	TROY	w 110-84	7827
REBOUNDS	636	550	12/29/16	UNCW	w 90-54	9109
Rebounds per game	45.4	39.3	* 01/01/17	KENTUCKY	w 72-65	9709
Rebounding margin	+6.1	-	* 01/05/17	at Vanderbilt	w 70-57	3509
ASSISTS	217	147	* - Conference game			
Assists per game	15.5	10.5				
TURNOVERS	209	198				
Turnovers per game	14.9	14.1				
Turnover margin	-0.8	-				
Assist/turnover ratio	1.0	0.7				
STEALS	92	101				
Steals per game	6.6	7.2				
BLOCKS	69	31				
Blocks per game	4.9	2.2				
ATTENDANCE	68909	24351				
Home games-Avg/Game	8-8614	6-4058				
Neutral site-Avg/Game	-	0-0				

Score by Periods	1st	2nd	3rd	4th	Totals
Tennessee	262	268	261	289	1080
Opponents	234	226	207	225	892

LADY VOLS BASKETBALL

2016-17 POINTS, REBOUNDS, ASSISTS

Opponent	Date	Score	00	04	05	10	11	13	21
			REYNOLDS,J	NUNN,SCHAQ	HARRIS,KAM	JACKSON,ME	DESHIELDS,	DUNBAR,KOR	RUSSELL,ME
at JMU	11/11/16	81-69	w 5-5-2	2-1-1	DNP	8-0-2	10-4-5	2-2-0	17-11-1
NAVY	11/13/16	85-55	w 12-8-7	4-5-2	0-0-0	5-2-0	14-6-2	5-2-1	18-10-2
at ETSU	11/15/16	83-58	w 10-7-3	8-5-0	1-2-0	7-0-1	28-10-6	3-2-1	15-3-1
at Penn State	11/20/16	56-70	L 3-6-1	0-3-0	DNP	3-3-3	8-4-5	5-3-1	19-11-1
at Virginia Tech	11/27/16	63-67	L 11-8-3	2-2-0	DNP	5-2-1	15-9-5	0-0-0	17-14-1
TENN. STATE	11/30/16	86-36	w DNP	8-15-2	4-3-0	5-2-2	15-10-3	13-9-0	16-4-1
BAYLOR	12/04/16	66-88	L 2-4-4	0-5-0	DNP	4-2-1	13-6-2	4-3-1	22-12-0
at Texas	12/11/16	67-72	L 2-7-5	2-1-0	DNP	8-5-0	19-4-1	DNP	8-4-1
APPALACHIAN ST.	12/14/16	92-66	w 2-3-4	12-5-0	3-1-0	3-0-3	16-4-0	6-5-2	15-8-0
STANFORD	12/18/16	59-51	w 14-2-3	1-1-0	DNP	3-2-0	15-7-3	DNP	11-13-1
TROY	12/21/16	110-84	w 12-8-13	10-8-0	0-1-0	18-7-5	DNP	2-5-0	18-11-3
UNCW	12/29/16	90-54	w 11-14-10	11-9-1	0-0-0	20-2-1	DNP	0-4-1	20-11-3
KENTUCKY	01/01/17	72-65	w 0-6-4	6-7-0	DNP	5-3-4	21-4-2	0-2-0	22-9-3
at Vanderbilt	01/05/17	70-57	w 11-8-3	4-2-0	DNP	10-3-3	16-5-4	0-0-0	15-13-0

Opponent	Date	Score	31	33
			NARED,JAIM	MIDDLETON,
at JMU	11/11/16	81-69	w 19-8-0	18-3-2
NAVY	11/13/16	85-55	w 6-7-4	21-3-2
at ETSU	11/15/16	83-58	w 4-4-2	7-5-2
at Penn State	11/20/16	56-70	L 18-11-2	0-1-0
at Virginia Tech	11/27/16	63-67	L 11-10-0	2-3-1
TENN. STATE	11/30/16	86-36	w 16-10-2	9-4-11
BAYLOR	12/04/16	66-88	L 19-11-2	2-1-2
at Texas	12/11/16	67-72	L 22-5-0	6-2-2
APPALACHIAN ST.	12/14/16	92-66	w 15-10-3	20-5-4
STANFORD	12/18/16	59-51	w 10-6-0	5-5-1
TROY	12/21/16	110-84	w 21-14-4	29-2-2
UNCW	12/29/16	90-54	w 21-2-4	7-5-1
KENTUCKY	01/01/17	72-65	w 18-5-2	0-1-3
at Vanderbilt	01/05/17	70-57	w 12-6-2	2-1-0

2016-17 COMPARISON REPORT

Opponent	1st	2nd	Score	Mar	Total FG	FG Pct	3-Pointers	3FG Pct	Free Throws	FT Pct	Rebounds	Assist	T/Over	Block	Steal	Fouls
JMU	46/39	35/30	81-69	+12	23-56/27-67	.411/.403	10-25/9-24	.400/.375	25-33/6-16	.758/.375	39/44 (5)	13/7	18/20	4/1	12/7	15/26
NAVY	43/35	42/20	85-55	+30	30-58/24-66	.517/.364	12-14/6-20	.857/.300	13-22/1-4	.591/.250	47/29 +18	20/11	18/16	3/1	10/14	14/17
ETSU	46/27	37/31	83-58	+25	32-57/19-61	.561/.311	6-17/8-26	.353/.308	13-17/12-15	.765/.800	40/30 +10	16/8	16/14	3/3	6/4	16/17
Penn State	20/33	36/37	56-70	(14)	23-73/25-61	.315/.410	2-19/9-18	.105/.500	8-10/11-13	.800/.846	45/40 +5	13/10	12/12	2/5	6/4	13/15
Virginia Tech	31/28	32/39	63-67	(4)	26-70/26-72	.371/.361	3-12/2-20	.250/.100	8-11/13-23	.727/.565	53/43 +10	11/7	21/10	10/1	4/12	17/14
TENN. STATE	48/18	38/18	86-36	+50	34-79/13-65	.430/.200	5-21/5-22	.238/.227	13-18/5-10	.722/.500	61/38 +23	21/8	14/21	10/2	14/9	12/20
BAYLOR	28/48	38/40	66-88	(22)	20-64/37-94	.313/.394	3-11/7-18	.273/.389	23-33/7-9	.697/.778	48/56 (8)	12/22	15/8	6/5	1/6	12/20
Texas	32/37	35/35	67-72	(5)	28-67/28-62	.418/.452	6-19/3-8	.316/.375	5-9/13-17	.556/.765	32/40 (8)	9/11	12/13	7/7	2/5	19/14
APPALACHIAN ST.	45/34	47/32	92-66	+26	35-72/24-63	.486/.381	6-12/4-9	.500/.444	16-20/14-18	.800/.778	44/35 +9	16/10	6/15	1/1	7/3	15/15
STANFORD	29/29	30/22	59-51	+8	22-57/22-62	.386/.355	5-12/4-20	.417/.200	10-15/3-6	.667/.500	38/39 (1)	8/6	14/18	5/2	9/6	8/15
TROY	47/42	63/42	110-84	+26	40-78/34-99	.513/.343	11-23/8-35	.478/.229	19-26/8-11	.731/.727	59/50 +9	27/20	24/14	5/2	6/11	16/26
UNCW	43/35	47/19	90-54	+36	36-62/21-69	.581/.304	4-11/4-22	.364/.182	14-20/8-13	.700/.615	49/31 +18	21/12	16/11	3/0	5/10	11/19
KENTUCKY	36/29	36/36	72-65	+7	27-60/25-63	.450/.397	5-16/2-16	.313/.125	13-16/13-15	.813/.867	39/34 +5	18/7	9/5	2/1	2/6	13/17
Vanderbilt	36/26	34/31	70-57	+13	22-62/19-55	.355/.345	5-15/5-13	.333/.385	21-27/14-22	.778/.636	42/41 +1	12/8	14/21	8/0	8/4	22/24

Note: Game totals are displayed in the format TEAM/OPPONENT for each category

2016-17 CATEGORY LEADERS

Rebounds	G	Reb	Reb/G
Russell, Mercedes	14	134	9.6
Nared, Jaime	14	109	7.8
Reynolds, Jordan	13	86	6.6
DeShields, Diamond	12	73	6.1
Nunn, Schaquilla	14	69	4.9

Rebound Average	G	Reb	Avg/G
Russell, Mercedes	14	134	9.6
Nared, Jaime	14	109	7.8
Reynolds, Jordan	13	86	6.6
DeShields, Diamond	12	73	6.1
Nunn, Schaquilla	14	69	4.9

Offensive Rebounds	G	No.	Avg/G
Nared, Jaime	14	38	2.7
Russell, Mercedes	14	36	2.6
Reynolds, Jordan	13	28	2.2
Nunn, Schaquilla	14	27	1.9
Jackson, Meme	14	16	1.1

Defensive Rebounds	G	No.	Avg/G
Russell, Mercedes	14	98	7.0
Nared, Jaime	14	71	5.1
DeShields, Diamond	12	60	5.0
Reynolds, Jordan	13	58	4.5
Nunn, Schaquilla	14	42	3.0

Fouls	G	No.	Per/G
Nared, Jaime	14	36	2.6
DeShields, Diamond	12	32	2.7
Jackson, Meme	14	28	2.0
Reynolds, Jordan	13	27	2.1
Russell, Mercedes	14	23	1.6

Foulouts	G	No.
Nared, Jaime	14	3
Jackson, Meme	14	2
Harris, Kamera	6	1
DeShields, Diamond	12	1

Assists	G	No.	Ast/G
Reynolds, Jordan	13	62	4.8
DeShields, Diamond	12	38	3.2
Middleton, Alexa	14	33	2.4
Nared, Jaime	14	27	1.9
Jackson, Meme	14	26	1.9

Steals	G	No.	Stl/G
Reynolds, Jordan	13	21	1.6
Nared, Jaime	14	17	1.2
DeShields, Diamond	12	15	1.3
Middleton, Alexa	14	15	1.1
Jackson, Meme	14	9	0.6

Blocked Shots	G	No.	Blk/G
Russell, Mercedes	14	25	1.8
DeShields, Diamond	12	16	1.3
Nared, Jaime	14	7	0.5
Nunn, Schaquilla	14	6	0.4
Reynolds, Jordan	13	5	0.4

Minutes	G	No.	Min/G
Nared, Jaime	14	462	33.0
Russell, Mercedes	14	455	32.5
Reynolds, Jordan	13	426	32.8
DeShields, Diamond	12	386	32.2
Jackson, Meme	14	358	25.6

Turnovers	G	No.	TO/G
DeShields, Diamond	12	49	4.1
Nared, Jaime	14	33	2.4
Russell, Mercedes	14	31	2.2
Middleton, Alexa	14	30	2.1
Jackson, Meme	14	21	1.5

2016-17 CATEGORY LEADERS

Rebounds	G	Reb	Reb/G
Russell, Mercedes	14	134	9.6
Nared, Jaime	14	109	7.8
Reynolds, Jordan	13	86	6.6
DeShields, Diamond	12	73	6.1
Nunn, Schaquilla	14	69	4.9

Rebound Average	G	Reb	Avg/G
Russell, Mercedes	14	134	9.6
Nared, Jaime	14	109	7.8
Reynolds, Jordan	13	86	6.6
DeShields, Diamond	12	73	6.1
Nunn, Schaquilla	14	69	4.9

Offensive Rebounds	G	No.	Avg/G
Nared, Jaime	14	38	2.7
Russell, Mercedes	14	36	2.6
Reynolds, Jordan	13	28	2.2
Nunn, Schaquilla	14	27	1.9
Jackson, Meme	14	16	1.1

Defensive Rebounds	G	No.	Avg/G
Russell, Mercedes	14	98	7.0
Nared, Jaime	14	71	5.1
DeShields, Diamond	12	60	5.0
Reynolds, Jordan	13	58	4.5
Nunn, Schaquilla	14	42	3.0

Fouls	G	No.	Per/G
Nared, Jaime	14	36	2.6
DeShields, Diamond	12	32	2.7
Jackson, Meme	14	28	2.0
Reynolds, Jordan	13	27	2.1
Russell, Mercedes	14	23	1.6

Foulsouts	G	No.
Nared, Jaime	14	3
Jackson, Meme	14	2
Harris, Kamera	6	1
DeShields, Diamond	12	1

Assists	G	No.	Ast/G
Reynolds, Jordan	13	62	4.8
DeShields, Diamond	12	38	3.2
Middleton, Alexa	14	33	2.4
Nared, Jaime	14	27	1.9
Jackson, Meme	14	26	1.9

Steals	G	No.	Stl/G
Reynolds, Jordan	13	21	1.6
Nared, Jaime	14	17	1.2
DeShields, Diamond	12	15	1.3
Middleton, Alexa	14	15	1.1
Jackson, Meme	14	9	0.6

Blocked Shots	G	No.	Blk/G
Russell, Mercedes	14	25	1.8
DeShields, Diamond	12	16	1.3
Nared, Jaime	14	7	0.5
Nunn, Schaquilla	14	6	0.4
Reynolds, Jordan	13	5	0.4

Minutes	G	No.	Min/G
Nared, Jaime	14	462	33.0
Russell, Mercedes	14	455	32.5
Reynolds, Jordan	13	426	32.8
DeShields, Diamond	12	386	32.2
Jackson, Meme	14	358	25.6

Turnovers	G	No.	TO/G
DeShields, Diamond	12	49	4.1
Nared, Jaime	14	33	2.4
Russell, Mercedes	14	31	2.2
Middleton, Alexa	14	30	2.1
Jackson, Meme	14	21	1.5

2016-17 HIGHS & LOWS

TENNESSEE INDIVIDUAL GAME HIGHS

POINTS	29	MIDDLETON, ALEXA VS TROY (12/21/16)
FIELD GOALS MADE	11	DESHIELDS, DIAMOND AT ETSU (11/15/16)
FIELD GOAL ATT.	20	DESHIELDS, DIAMOND AT TEXAS (12/11/16)
	20	NARED, JAIME AT TEXAS (12/11/16)
FG PCT (MIN 5 MADE)	.875 (7-8)	RUSSELL, MERCEDES VS TENN. STATE (11/30/16)
3-POINT FG MADE	7	MIDDLETON, ALEXA VS TROY (12/21/16)
3-POINT FG ATT.	10	MIDDLETON, ALEXA VS TROY (12/21/16)
	10	DUNBAR, KORTNEY VS TENN. STATE (11/30/16)
3-PT FG PCT (MIN 2 MADE)	1.000 (4-4)	MIDDLETON, ALEXA AT JMU (11/11/16)
FREE THROWS MADE	9	RUSSELL, MERCEDES AT JMU (11/11/16)
FREE THROW ATT.	13	RUSSELL, MERCEDES AT JMU (11/11/16)
FT PCT (MIN 3 MADE)	1.000 (6-6)	NARED, JAIME VS UNCW (12/29/16)
REBOUNDS	15	NUNN, SCHAQUILLA VS TENN. STATE (11/30/16)
ASSISTS	9	REYNOLDS, JORDAN VS TROY (12/21/16)
STEALS	5	MIDDLETON, ALEXA AT JMU (11/11/16)
BLOCKED SHOTS	6	RUSSELL, MERCEDES AT VANDERBILT (1/5/17)
TURNOVERS	10	DESHIELDS, DIAMOND AT VIRGINIA TECH (11/27/16)
FOULS	5	DESHIELDS, DIAMOND AT VANDERBILT (1/5/17)
	5	NARED, JAIME VS TROY (12/21/16)
	5	JACKSON, MEME AT TEXAS (12/11/16)
	5	NARED, JAIME AT TEXAS (12/11/16)
	5	HARRIS, KAMERA VS TENN. STATE (11/30/16)
	5	JACKSON, MEME AT VIRGINIA TECH (11/27/16)
	5	NARED, JAIME AT JMU (11/11/16)
MINUTES	40	NARED, JAIME AT VANDERBILT (1/5/17)
	40	NARED, JAIME VS STANFORD (12/18/16)
	40	DESHIELDS, DIAMOND VS STANFORD (12/18/16)
	40	REYNOLDS, JORDAN VS STANFORD (12/18/16)
	40	NARED, JAIME AT PENN STATE (11/20/16)

TENNESSEE TEAM GAME HIGHS

POINTS	110	TROY (12/21/16)
FIELD GOALS MADE	40	TROY (12/21/16)
FIELD GOAL ATTEMPTS	79	TENN. STATE (11/30/16)
FIELD GOAL PERCENTAGE	.581 (36-62)	UNCW (12/29/16)
3 PT FIELD GOALS MADE	12	NAVY (11/13/16)
3 PT FG ATTEMPTS	25	AT JMU (11/11/16)
3 PT FG PERCENTAGE	.857 (12-14)	NAVY (11/13/16)
FREE THROWS MADE	25	AT JMU (11/11/16)
FREE THROW ATTEMPTS	33	BAYLOR (12/04/16)
	33	AT JMU (11/11/16)
FREE THROW PERCENTAGE	.813 (13-16)	KENTUCKY (1/1/17)
REBOUNDS	61	TENN. STATE (11/30/16)
ASSISTS	27	TROY (12/21/16)
STEALS	14	TENN. STATE (11/30/16)
BLOCKED SHOTS	10	TENN. STATE (11/30/16)
	10	AT VIRGINIA TECH (11/27/16)
TURNOVERS	24	TROY (12/21/16)
FOULS	22	AT VANDERBILT (1/5/17)

TENNESSEE TEAM GAME LOWS

POINTS	56	AT PENN STATE (11/20/16)
FIELD GOALS MADE	20	BAYLOR (12/4/16)
FIELD GOAL ATTEMPTS	56	AT JMU (11/11/16)
FIELD GOAL PERCENTAGE	.313 (20-64)	BAYLOR (12/4/16)
3 PT FIELD GOALS MADE	2	AT PENN STATE (11/20/16)
3 PT FG ATTEMPTS	11	BAYLOR (12/4/16)
	11	UNCW (12/29/16)
3 PT FG PERCENTAGE	.105 (2-19)	AT PENN STATE (11/20/16)
FREE THROWS MADE	5	AT TEXAS (12/11/16)
FREE THROW ATTEMPTS	9	AT TEXAS (12/11/16)
FREE THROW PERCENTAGE	.556 (5-9)	AT TEXAS (12/11/16)
REBOUNDS	32	AT TEXAS (12/11/16)
ASSISTS	8	STANFORD (12/18/16)
STEALS	1	BAYLOR (12/4/16)
BLOCKED SHOTS	1	APPALACHIAN ST. (12/14/16)
TURNOVERS	6	APPALACHIAN ST. (12/14/16)
FOULS	8	STANFORD (12/18/16)

OPPONENT INDIVIDUAL GAME HIGHS

POINTS	39	HALL, PRECIOUS AT JMU (11/11/16)
FIELD GOALS MADE	15	HALL, PRECIOUS AT JMU (11/11/16)
FIELD GOAL ATT.	35	HALL, PRECIOUS AT JMU (11/11/16)
FG PCT (MIN 5 MADE)	1.000 (5-5)	AKHATOR, EVELYN VS KENTUCKY (1/1/17)
	1.000 (5-5)	CAVE, KHADIJAH VS BAYLOR (12/4/16)
3-POINT FG MADE	7	HALL, PRECIOUS AT JMU (11/11/16)
3-POINT FG ATT.	14	HALL, PRECIOUS AT JMU (11/11/16)
3-PT FG PCT (MIN 2 MADE)	1.000 (2-2)	KALIYAH MITCHELL AT PENN STATE (11/20/16)
FREE THROWS MADE	7	MURRAY, TAYLOR VS KENTUCKY (1/1/17)
	7	CHANETTE HICKS AT VIRGINIA TECH (11/27/16)
FREE THROW ATT.	11	CHANETTE HICKS AT VIRGINIA TECH (11/27/16)
FT PCT (MIN 3 MADE)	1.000 (4-4)	WALKER, CIERRA AT VANDERBILT (1/5/17)
REBOUNDS	12	SIDNEY COOK AT VIRGINIA TECH (11/27/16)
	12	SMALLS, KAMIAH AT JMU (11/11/16)
ASSISTS	10	JONES, ALEXIS VS BAYLOR (12/4/16)
STEALS	8	CHANETTE HICKS AT VIRGINIA TECH (11/27/16)
BLOCKED SHOTS	6	LANG, KELSEY AT TEXAS (12/11/16)
TURNOVERS	6	WEBB, MARQUE'S AT VANDERBILT (1/5/17)
	6	SNIEZEK, MARTA VS STANFORD (12/18/16)
	6	JOHNSON, JAYDA VS TENN. STATE (11/30/16)
	6	GRIFFIN, DA'LISHIA AT JMU (11/11/16)
FOULS	5	OVERBECK, KAYLA AT VANDERBILT (1/5/17)
	5	DAY, LAUREN VS TROY (12/21/16)
	5	RAMIREZ, CAITLYN VS TROY (12/21/16)
	5	CARTER, BRIA VS APPALACHIAN ST. (12/14/16)
	5	MERRITT, DEVON AT JMU (11/11/16)

OPPONENT TEAM GAME HIGHS

POINTS	88	BAYLOR (12/4/16)
FIELD GOALS MADE	37	BAYLOR (12/4/16)
FIELD GOAL ATTEMPTS	99	TROY (12/21/16)
FIELD GOAL PERCENTAGE	.452 (28-62)	AT TEXAS (12/11/16)
3 PT FIELD GOALS MADE	9	AT PENN STATE (11/20/16)
	9	AT JMU (11/11/16)
3 PT FG ATTEMPTS	35	TROY (12/21/16)
3 PT FG PERCENTAGE	.500 (9-18)	AT PENN STATE (11/20/16)
FREE THROWS MADE	14	AT VANDERBILT (1/5/17)
	14	APPALACHIAN ST. (12/14/16)
FREE THROW ATTEMPTS	23	AT VIRGINIA TECH (11/27/16)
FREE THROW PERCENTAGE	.867 (13-15)	KENTUCKY (1/1/17)
REBOUNDS	56	BAYLOR (12/4/16)
ASSISTS	22	BAYLOR (12/4/16)
STEALS	14	NAVY (11/13/16)
BLOCKED SHOTS	7	AT TEXAS (12/11/16)
TURNOVERS	21	AT VANDERBILT (1/5/17)
	21	TENN. STATE (11/30/16)
FOULS	26	TROY (12/21/16)
	26	AT JMU (11/11/16)

OPPONENT TEAM GAME LOWS

POINTS	36	TENN. STATE (11/30/16)
FIELD GOALS MADE	13	TENN. STATE (11/30/16)
FIELD GOAL ATTEMPTS	55	AT VANDERBILT (1/5/17)
FIELD GOAL PERCENTAGE	.200 (13-65)	TENN. STATE (11/30/16)
3 PT FIELD GOALS MADE	2	AT VIRGINIA TECH (11/27/16)
	2	KENTUCKY (1/1/17)
3 PT FG ATTEMPTS	8	AT TEXAS (12/11/16)
3 PT FG PERCENTAGE	.100 (2-20)	AT VIRGINIA TECH (11/27/16)
FREE THROWS MADE	1	NAVY (11/13/16)
FREE THROW ATTEMPTS	4	NAVY (11/13/16)
FREE THROW PERCENTAGE	.250 (1-4)	NAVY (11/13/16)
REBOUNDS	29	NAVY (11/13/16)
ASSISTS	6	STANFORD (12/18/16)
STEALS	3	APPALACHIAN ST. (12/14/16)
BLOCKED SHOTS	0	AT VANDERBILT (1/5/17)
	0	UNCW (12/29/16)
TURNOVERS	5	KENTUCKY (1/1/17)
FOULS	14	AT VIRGINIA TECH (11/27/16)
	14	AT TEXAS (12/11/16)

Tennessee 81 • 1-0

JMU 69 • 0-1

Officials: Heather C Browne, Mark McClenney, Wesley Carter

Technical fouls: Tennessee-TEAM. JMU-None.
Attendance: 3471
Foul outs: TN:31,Nared 6:16; JMU: 42,Merritt :38

	In	Off	2nd	Fast	
Points	Paint	T/O	Chance	Break	Bench
UT	18	20	7	8	28
MIU	30	18	10	6	8

Last FG - UT 4th-05:18, JMU 4th-00:22.
Largest lead - UT by 14 4th-00:38, JMU by 8 1st-05:22.
UT led for 28:42. JMU led for 08:02. Game was tied for 03:16.

Tennessee 83 • 3-0

ETSU 58 • 1-1

1st - FG %:	5-16	31.3%	2nd: 4-16	25.0%	3rd: 6-14	42.9%	4th: 4-15	26.7%	Game: 19-61	31.1%	Deadba Rebound 2
3FG %:	1-2	50.0%	2-10	20.0%	2-6	33.3%	3-8	37.5%	8-26	30.8%	
FT %:	5-5	100.0%	1-2	50.0%	1-2	50.0%	5-6	83.3%	12-15	80.0%	

Officials: Ed Sidlasky, Pualani Spurlock, Nic Cappel
 Technical fouls: Tennessee-None. ETSU-None.
 Attendance: 6072
 First time UT has played ETSU in Johnson City since 1981
 New all-time attendance record for ETSU women's basketball

Points	In Paint	Off T/O	2nd Chance	Fast Break	Bench
UT	50	22	8	23	19
ETSU	22	9	10	2	31

Last FG - UT 4th-02:20, ETSU 4th-01:34.
Largest lead - UT by 28 3rd-03:21, ETSU by 4 1st-05:30.
UT led for 34:36. ETSU led for 04:27. Game was tied for 00:55.

Navy 55 • 0-2

1st - FG %:	7-17	41.2%	2nd: 8-15	53.3%	3rd: 7-18	38.9%	4th: 2-16	12.5%	Game: 24-66	36.4%	Deadball
3FG %:	2-5	40.0%	3-6	50.0%	1-4	25.0%	0-5	0.0%	6-20	30.0%	Rebounds
FT %:	0-0	0.0%	0-1	0.0%	0-0	0.0%	1-3	33.3%	1-4	25.0%	1

Tennessee 85 • 2-0

1st - FG %:	6-19	31.6%	2nd: 9-11	81.8%	3rd: 9-13	69.2%	4th: 6-15	40.0%	Game: 30-58	51.7%	Deadball
3FG %:	1-1	100.0%	3-4	75.0%	3-4	75.0%	5-5	100.0%	12-14	85.7%	Rebounds
FT %:	6-10	60.0%	3-3	100.0%	2-3	66.7%	2-6	33.3%	13-22	59.1%	5

Officials: Beverly Roberts, Roy Gulbeyan, Angelica Suffren
Technical fouls: Navy-None. Tennessee-None.
Attendance: 8212

	In	Off	2nd	Fast	
Points	Paint	T/O	Chance	Break	Bench
NAVY	30	8	6	7	14
IIT	24	25	14	7	31

Last FG - NAVY 4th-00:57, UT 4th-01:18.
Largest lead - NAVY by 2 1st-09:03, UT by 32 4th-01:18.
NAVY led for 00:52. UT led for 34:51. Game was tied for 04:15.

Tennessee 56 • 3-1

B

1st - FG %:	6-15	40.0%	2nd: 6-13	46.2%	3rd: 5-21	23.8%	4th: 8-12	66.7%	Game: 25-61	41.0%	Deadball
3FG %:	3-5	60.0%	2-5	40.0%	1-4	25.0%	3-4	75.0%	9-18	50.0%	Rebounds
FT %:	0-1	0.0%	4-4	100.0%	0-0	0.0%	7-8	87.5%	11-13	84.6%	1

Officials: Beverly Roberts, Jesse Dickerson, Brian Garland
Technical fouls: Tennessee-None. Penn State-None.
Attendance: 3754

	In	Off	2nd	Fast	
Points	Paint	T/O	Chance	Break	Bench
UT	28	7	19	4	8
PSU	24	12	13	16	13

Last FG - UT 4th-00:35, PSU 4th-00:16.
Largest lead - UT by 2 1st-09:13, PSU by 15 2nd-01:10.
UT led for 02:30. PSU led for 36:43. Game was tied for 00:47.

2016-17 BOX SCORES

Official Basketball Box Score -- Game Totals -- Final Statistics
Tennessee vs Virginia Tech
11/27/16 2:00 PM at Cassell Coliseum, Blacksburg, Va.
Tennessee 63 • 3-2

#	Player	*	Total			3-Ptr			Rebounds			PF	TP	A	TO	Blk	Stl	Min	
			FG-FGA	FG-FGA	FT-FTA	Off	Def	Tot	Off	Def	Tot								
00	Jordan Reynolds	*	5-13	1-1	0-1	2	6	8	3	11	3	1	2	1	27				
11	DeShields, Diamond	*	6-16	0-3	3-4	1	8	9	1	15	5	10	2	0	37				
21	Russell, Mercedes	*	7-15	0-0	3-3	7	7	14	1	17	1	1	3	0	37				
31	Nared, Jaime	*	4-10	1-3	2-2	2	8	10	2	11	0	5	1	2	38				
33	Middleton, Alexa	*	1-7	0-2	0-0	0	3	3	3	2	1	1	0	0	32				
04	Schaquilla Nunn		1-3	0-0	0-0	0	2	2	1	2	0	0	0	0	3				
10	Jackson, Meme		2-4	1-1	0-1	1	1	2	5	5	1	3	1	1	23				
13	Dunbar, Kortney		0-2	0-2	0-0	0	0	0	1	0	0	0	1	0	3				
Team						1	4	5											
Totals				26-70	3-12	8-11	14	39	53	17	63	11	21	10	4	200			
1st - FG %:			5-16	31.3%	2nd: 8-20	40.0%	3rd: 5-14	35.7%	4th: 8-20	40.0%	Game: 26-70	37.1%	Deadball						
3FG %:			0-3	0.0%	3-5	60.0%	0-2	0.0%	0-2	0.0%	3-12	25.0%	Rebounds						
FT %:			0-0	0.0%	2-2	100.0%	3-4	75.0%	3-5	60.0%	8-11	72.7%	3,2						

Virginia Tech 67 • 6-0

#	Player	*	Total			Rebounds			PF	TP	A	TO	Blk	Stl	Min
			FG-FGA	3-FGA	FT-FTA	Off	Def	Tot							
02	Sidney Cook	*	7-13	0-3	0-2	2	10	12	1	14	0	1	0	2	37
05	Vanessa Panousis	*	2-8	1-4	1-2	1	2	3	2	6	3	1	0	0	30
11	Regan Magarity	*	7-14	0-0	2-2	3	2	5	3	16	0	1	1	0	31
12	Chanette Hicks	*	8-17	1-1	7-11	1	4	5	2	24	3	5	0	8	38
25	Samantha Hill	*	1-14	0-8	2-4	2	4	6	2	4	0	1	0	2	35
03	Diandra DaRosa		1-4	0-2	1-2	0	2	2	3	3	1	0	0	0	6
10	Kendyl Brooks		0-2	0-0	0-0	0	1	1	0	0	1	0	0	0	15
14	Kaela Kinder		0-0	0-0	0-0	0	1	1	1	0	0	0	0	0	8
Team						4	4	8							
Totals			26-72	2-20	13-23	13	30	43	14	67	7	10	1	12	200
1st	FG %:	8-17	47.1%	2nd: 4-22	18.2%	3rd: 11-20	55.0%	4th: 3-13	23.1%	Game: 26-72	36.1%	Deadball			
	3FG %:	1-5	20.0%	0-8	0.0%	1-3	33.3%	0-4	0.0%	2-20	10.0%	Rebounds			
	FT %:	1-2	50.0%	2-4	50.0%	4-8	50.0%	6-9	66.7%	13-23	56.5%	2			

Officials: Eric Brewton, Bruce Morris, Talisa Green
 Technical fouls: Tennessee-None. Virginia Tech-None.
 Attendance: 3159
 7:53 4th - Flagrant 1 foul on VT #2

Score by periods	1st	2nd	3rd	4th	Total			In	Off	2nd	Fast		
Tennessee	10	21	13	19	63	Points		Paint	T/O	Chance	Break	Bench	
Virginia Tech	18	10	27	12	67	UT	46	21	9	11	7	3	

Last FG - UT 4th-00:03, VT 4th-00:30.
 Largest lead - UT by 5 3rd-08:26, VT by 13 4th-08:50.
 UT led for 04:59, VT led for 31:57. Game was tied for 03:04.

Score tied - 5 times.
 Lead changed - 9 times.

Official Basketball Box Score -- Game Totals -- Final Statistics
Tenn. State vs Tennessee
11/30/16 7:04 p.m. at Knoxville, Tenn. (Thompson-Boling Arena)
Tenn. State 36 • 1-5

#	Player	Total		3-Ptr		Rebounds			PF	TP	A	TO	Blk	Stl	Min
		FG-FA	FG-FGA	FT-FTA	Off	Def	Tot								
01	PARKER,Tiana	f	1-5	0-0	0-0	0	6	6	4	2	0	2	1	0	17
25	JOHNSON,Jayda	f	2-10	0-0	0-4	2	3	5	4	4	2	6	0	0	29
0	PETTIS,Ciara	g	2-9	1-4	0-0	1	0	1	1	5	0	2	0	0	13
02	BEATTY,Diamond	g	1-8	1-7	0-0	0	2	2	2	3	1	1	0	2	29
23	GRIFFIN,Kaliya	g	2-12	2-8	0-0	0	5	5	1	6	2	2	0	4	35
10	JORDAN,Brightwell		1-1	0-0	0-0	0	0	0	1	2	0	0	0	0	3
12	PALMA,Samantha		0-1	0-0	0-0	0	0	0	1	0	0	0	0	0	10
13	BROWN,Francesca		0-2	0-0	0-0	1	0	1	0	0	0	0	0	0	2
15	CARTER,Tariana		0-0	0-0	0-0	0	0	0	0	0	0	0	0	0	2
22	WOOTEN,Tia		2-11	0-0	0-0	3	0	3	2	4	0	1	1	1	21
34	SIMS,Asia		0-2	0-0	3-4	0	4	4	3	3	2	1	0	0	14
22	BEARD,Maxine		2-4	1-3	2-2	1	0	1	1	7	1	5	0	2	25
	Team					5	5	10				1			
Totals			13-65	5-22	5-10	13	25	38	20	36	8	21	2	9	200
1st - FG %:		4-21	19.0%	2nd: 2-14	14.3%	3rd: 4-17	23.5%	4th: 3-13	23.1%	Game: 13-65	20.0%	Deadball			
3FG %:		2-6	33.3%	2-7	28.6%	0-5	0.0%	1-4	25.0%	5-22	22.7%	Rebounds			
FT %:		0-0	0.0%	2-4	50.0%	0-0	0.0%	3-6	50.0%	5-10	50.0%	3			

Tennessee 86 • 4-2

#	Player	Total			3-Ptr			Rebounds			PF	TP	A	TO	Blk	Stl	Min
		FG-FGA	FG-FGA	FT-FTA	Off	Def	Tot	Off	Def	Tot							
04	Nunn, Schaquilla	f	2-5	0-0	4-7	7	8	15	1	8	2	3	2	1	31		
31	Nared, Jaime	f	6-13	0-2	4-4	3	7	10	0	16	2	1	0	3	25		
21	Russell, Mercedes	c	7-8	0-0	2-3	1	3	4	1	16	1	1	4	1	25		
10	Jackson, Meme	g	2-7	1-4	0-0	0	2	2	3	5	2	1	1	2	23		
11	DeShields, Diamond	g	6-14	0-1	3-4	3	7	10	0	15	3	3	3	2	28		
05	Harris, Kamera		2-5	0-0	0-0	3	0	3	5	4	0	0	0	0	19		
13	Dunbar, Kortney		5-12	3-10	0-0	1	8	9	2	13	0	1	0	1	20		
33	Middleton, Alexa		4-15	1-4	0-0	0	4	4	0	9	11	4	0	4	29		
Team						2	2	4									
Totals			34-79	5-21	13-18	20	41	61	12	86	31	14	10	14	200		
1st - FG %:		9-18	50.0%	2nd: 10-17	58.8%	3rd: 6-19	31.6%	4th: 9-25	36.0%	Game: 34-79	43.0%	Deadball					
3FG %:		2-7	28.6%	0-0	0.0%	3-9	33.3%	3-9	33.3%	5-21	23.8%	Rebounds					
FT %:		1-3	33.3%	7-8	87.5%	4-5	80.0%	1-2	50.0%	13-18	72.2%	5					

Officials: Laura Morris, Michael McConnell, Frank Steratore
 Technical fouls: Tenn. State-None. Tennessee-None.
 Attendance: 7845

Score by periods	1st	2nd	3rd	4th	Total			In	Off	2nd	Fast		
Tenn. State	10	8	8	10	36	Points		Paint	T/O	Chance	Break	Bench	
Tennessee	21	27	16	22	86	TSU	48	22	15	14	26	6	

Last FG - TSU 4th-01:29, UT 4th-01:00.
 Largest lead - TSU by 1 1st-09:35, UT by 52 4th-02:14.
 TSU led for 00:17, UT led for 38:24. Game was tied for 00:59.

Score tied - 1 time.
 Lead changed - 2 times.

Official Basketball Box Score -- Game Totals -- Final Statistics
Baylor vs Tennessee
12/04/16 2:02 p.m. at Knoxville, Tenn. (Thompson-Boling Arena)
Baylor 88 • 9-1

#	Player		Total		3-Ptr		Rebounds										
			FG-FGA	FG-FGA	FT-FTA	Off	Def	Tot	PF	TP	A	TO	Blk	Stl	Min		
13	Davis, Nina	f	9-15	0-0	2-2	6	3	9	3	20	0	2	1	0	25		
32	Mompremier, Beatrice	c	3-12	0-0	0-0	2	6	8	1	6	0	2	0	0	24		
04	Wallace, Kristy	g	4-8	1-2	0-0	1	6	7	2	9	7	1	3	1	33		
12	Prince, Alexis	g	3-11	0-4	2-2	3	6	9	1	8	4	0	1	2	34		
30	Jones, Alexis	g	11-25	5-9	3-4	1	8	9	1	30	10	1	0	3	38		
01	Cohen, Dekeyia		0-2	0-0	0-0	0	0	0	3	0	1	0	0	0	4		
15	Cox, Lauren		0-3	0-0	0-0	2	1	3	4	0	0	0	0	0	7		
20	Landrum, Calveion		0-0	0-0	0-0	0	0	0	0	0	1	0	0	0	4		
21	Brown, Kalani		1-9	0-0	0-1	4	0	4	4	2	0	0	0	0	11		
24	Chou, Natalie		1-4	1-3	0-0	1	0	1	1	3	0	0	0	0	5		
55	Cave, Khadjiah		5-5	0-0	0-0	1	1	2	0	10	0	1	0	0	15		
	Team					3	1	4									
Totals			37-94	7-18	7-9	24	32	56	20	88	22	8	5	6	200		
1st - FG: 11-25			44.0%	2nd: 10-21	47.6%	3rd: 10-23	43.5%	4th: 26-25	24.0%	Game: 7-18	38.9%	7-9	77.8%	Deadball			
1st - FT: 2-4			50.0%	2nd: 0-0	0.0%	3rd: 0-4	0.0%	4th: 1-3	23.3%	Game: 7-18	38.9%	7-9	77.8%	Rebounds			
FT: 0-0			0.0%	0-0	0.0%	5-6	83.3%	2-3	66.7%	7-9	77.8%	7-9	77.8%				

2016-17 BOX SCORES

Official Basketball Box Score -- Game Totals -- Final Statistics
Appalachian St. vs Tennessee
12/14/16 7:01 p.m. at Knoxville, Tenn. (Thompson-Boling Arena)**Appalachian St. 66 • 4-6**

#	Player	Total			3-Ptr			Rebounds			PF	TP	A	TO	Blk	Stl	Min
		FG-FGA	FG-FGA	FT-FTA	Off	Def	Tot										
30	Bassett-Smith, Ashley	f	3-8	0-0	0-0	2	3	5	4	6	0	0	0	0	0	18	
02	Murray, Q.	g	3-9	2-5	0-0	1	2	3	3	8	3	3	0	1	1	33	
03	Carter, Bria	g	1-7	0-0	3-3	0	3	3	5	5	3	1	0	0	29		
10	Jones, Joi	g	6-17	0-0	3-4	2	5	7	0	15	1	2	0	0	30		
34	Story, Madi	g	7-13	1-2	6-8	2	3	5	1	21	1	4	0	1	35		
04	Norregaard, Liz		0-0	0-0	0-0	0	1	1	0	0	1	0	0	0	1		
14	Hampton, Armani		1-2	0-0	1-1	0	1	1	1	3	0	0	0	0	14		
15	Driver, Amber		0-1	0-0	0-0	0	0	0	0	0	1	0	1	0	9		
22	Cole, Cydni		2-3	1-2	0-0	0	1	1	0	5	0	2	0	1	11		
32	Allen, Brooklyn		0-0	0-0	0-0	0	1	1	0	0	0	0	0	0	4		
44	Plummer, Bayley		1-3	0-0	1-2	1	4	5	1	3	0	2	0	0	16		
Team						1	2	3			1						
Totals			24-63	4-9	14-18	9	26	35	15	66	10	15	1	3	200		
1st	FG %:	11-15	73.3%	2nd: 4-18	22.2%	3rd: 2-14	14.3%	4th: 7-16	43.8%	Game: 24-63	38.1%	Deadball					
	3FG %:	2-2	100.0%	0-2	0.0%	0-1	0.0%	2-4	50.0%	4-9	44.4%	Rebounds					
	FT %:	0-0	0.0%	2-3	66.7%	8-9	88.9%	4-6	66.7%	14-18	77.8%	2					

Tennessee 92 • 5-4

#	Player		Total		3-Ptr		Rebounds			PF	TP	A	TO	Blk	Stl	Min
			FG-FGA	FG-FGA	FT-FTA	Off	Def	Tot								
31	Nared, Jaime	f	5-9	1-3	4-4	2	8	10	2	15	3	2	0	0	30	
21	Russell, Mercedes	c	5-9	0-0	5-6	1	7	8	0	15	0	1	0	0	24	
0	Reynolds, Jordan		1-9	0-2	0-0	0	3	3	1	2	4	2	0	2	24	
10	Jackson, Meme	g	1-4	1-2	0-0	0	0	0	2	3	3	0	0	1	18	
11	DeShields, Diamond	g	6-14	2-2	2-2	0	4	4	3	16	0	1	1	1	28	
04	Nunn, Schaquilla		5-7	0-0	2-4	3	2	5	3	12	0	0	0	1	19	
05	Harris, Kamera		1-1	0-0	1-2	1	0	1	2	3	0	0	0	0	7	
13	Dunbar, Kortney		2-5	2-3	0-0	1	4	5	2	6	2	0	0	1	25	
33	Middleton, Alexa		9-14	0-0	2-2	1	4	5	0	20	4	0	0	1	25	
Team						3	0	3								
Totals				35-72	6-12	16-20	12	32	44	15	92	16	6	1	7	200
1st	FG %:	10-19	52.6%	2nd: 10-19	52.6%	3rd: 7-16	43.8%	4th: 8-18	44.4%	Game: 35-72	48.6%	Deadball				
	3FG %:	0-4	0.0%	0-2	0.0%	2-4	50.0%	6-12	50.0%	1-3	33.3%	Rebounds				
	FT %:	0-0	0.0%	3-4	75.0%	8-10	80.0%	5-6	83.3%	16-20	80.0%	3				

Officials: Bob Trammell, Joseph Vaszily, Jody Cantrell
Technical fouls: Appalachian St.-None. Tennessee-None.
Attendance: 7826

Score by periods	1st	2nd	3rd	4th	Total
Appalachian St.	24	10	12	20	66
Tennessee	20	25	24	23	92

Last FG - APP 4th-00:01, UT 4th-00:59.

Largest lead - APP by 6 1st-03:48, UT by 37 4th-06:30.

APP led for 11:19. UT led for 27:19. Game was tied for 01:22.

Points	In	Off	2nd	Fast	Bench
APP	28	7	8	7	11
UT	50	22	22	20	41

Score tied - 2 times.
Lead changed - 1 time.

Official Basketball Box Score -- Game Totals -- Final Statistics
Stanford vs Tennessee
12/18/16 3:02 p.m. at Knoxville, Tenn. (Thompson-Boling Arena)**Stanford 51 • 8-2**

#	Player		Total		3-Ptr		Rebounds			PF	TP	A	TO	Blk	Stl	Min
			FG-FGA	FG-FGA	FT-FTA	Off	Def	Tot								
24	McCall, Erica	c	6-15	0-1	1-2	5	1	6	4	13	0	1	0	1	35	
10	Roberson, Briana	g	0-5	0-2	2-2	0	3	3	3	2	0	2	0	1	26	
12	McPhee, Brittany	g	5-16	1-5	0-0	2	3	5	2	11	0	4	1	1	33	
13	Snizek, Marta	g	2-3	0-0	0-0	0	5	5	1	4	5	6	0	1	35	
44	Samuelson, Karlie	g	5-13	3-10	0-0	1	6	7	2	13	1	1	0	2	40-	
02	Coffee, Shannon		0-0	0-0	0-0	0	1	1	1	0	0	1	0	0	2	
04	Fingall, Nadia		2-3	0-1	0-2	1	2	3	0	4	0	1	0	0	12	
11	Smith, Alanna		2-6	0-0	0-0	4	2	6	1	4	0	2	1	0	14	
21	Carrington, DiJonai		0-1	0-1	0-0	0	0	0	1	0	0	0	0	0	2	
22	Romano, Alexa		0-0	0-0	0-0	0	0	0	0	0	0	0	0	0	1	
Team						2	1	3								
Totals				22-62	4-20	3-6	15	24	39	15	51	6	18	2	6	200
1st - FG %:			8-16	50.0%	2nd: 5-14	35.7%	3rd: 3-15	20.0%	4th: 6-17	35.3%	Game: 22-62	35.5%	Deadball			
3FG %:			1-5	20.0%	2-6	33.3%	1-5	20.0%	0-4	0.0%	4-20	20.0%	Rebounds			
FT %:			0-0	0.0%	0-0	0.0%	2-4	50.0%	1-2	50.0%	3-6	50.0%	1			

Tennessee 59 • 6-4

#	Player		Total		3-Ptr		Rebounds			PF	TP	A	TO	Blk	Stl	Min
			FG-FGA	FG-FGA	FT-FTA	Off	Def	Tot								
31	Nared, Jaime	f	3-11	1-2	3-3	4	2	6	3	10	0	1	0	0	40	
21	Russell, Mercedes	c	5-9	0-0	1-2	2	11	13	1	11	1	4	1	1	36	
0	Reynolds, Jordan	g	6-15	1-4	1-2	1	1	2	1	14	3	3	1	2	40	
10	Jackson, Meme	g	1-2	1-2	0-0	1	1	2	0	3	0	1	0	1	10	
11	DeShields, Diamond	g	5-17	1-3	4-6	0	7	7	2	15	3	3	2	40		
04	Nunn, Schaquilla	g	0-0	0-0	1-2	0	1	1	0	1	0	0	0	0	4	
33	Middleton, Alexa	g	2-3	1-1	0-0	1	4	5	1	5	1	2	0	3	30	
Team						2	0	2								
Totals				22-57	5-12	10-15	11	27	38	8	59	8	14	5	9	200
1st - FG %:			5-15	33.3%	2nd: 7-13	53.8%	3rd: 5-15	33.3%	4th: 5-14	35.7%	Game: 22-57			38.6%	Deadball	
3FG %:			0-1	0.0%	1-3	33.3%	3-7	42.9%	1-1	100.0%	5-12			41.7%	Rebounds	
FT %:			1-1	100.0%	3-4	75.0%	3-6	50.0%	3-4	75.0%	10-15			66.7%	5	

Officials: Sue Blauch, Beverly Roberts, Brian Hall
Technical fouls: Stanford-None. Tennessee-None.
Attendance: 9137

Score by periods	1st	2nd	3rd	4th	Total
Stanford	17	12	9	13	51
Tennessee	11	18	16	14	59

Last FG - STAN 4th-00:53, UT 4th-01:01.

Largest lead - STAN by 11 1st-04:53, UT by 12 4th-06:24.

STAN led for 16:05. UT led for 20:48. Game was tied for 03:07.

Score tied - 3 times.
Lead changed - 5 times.

Official Basketball Box Score -- Game Totals -- Final Statistics
Troy vs Tennessee
12/21/16 7:02 p.m. at Knoxville, Tenn. (Thompson-Boling Arena)**Troy 84 • 6-4**

#	Player	Total			3-Ptr			Rebounds			PF	TP	A	TO	Blk	Stl	Min
		FG-FGA	FG-FGA	FT-FTA	Off	Def	Tot	Off	Def	Tot							
33	Day, Lauren	f	4-7	0-1	0-0	2	1	3	5	8	0	0	0	0	0	0	14
34	Ramirez, Caitlyn	f	5-14	2-5	2-2	4	3	7	5	14	3	1	1	1	1	26	
01	Robinson, Kayla	g	3-9	0-2	0-1	1	1	2	0	6	3	2	0	0	0	18	
10	Chills, Jayla	g	8-26	0-8	1-2	4	6	10	3	17	2	3	0	2	30		
14	Banks, Claresa	g	7-18	5-11	0-0	1	2	3	4	19	2	3	0	2	32		
03	Mendoza, Amanda	g	1-6	0-4	0-0	0	1	1	2	7	2	0	0	2	22		
11	Saunders, Arjae	g	1-4	0-0	1-2	0	1	1	1	3	2	0	0	0	0	11	
12	Winchester, Harriet	g	0-2	0-2	0-0	0	0	0	2	0	0	0	0	0	0	5	
02	Upshaw, Amahni	g	0-1	0-0	0-0	1	0	1	0	0	0	0	0	0	0	2	
24	Day, Jessie	g	0-1	0-0	0-0	1	0	1	0	0	0	0	0	0	0	3	
32	Williams, Dajia	g	1-2	0-0	0-0	4	1	5	0	2	0	1	1	1	1	13	
04	Rivers, Amber	g	3-6	1-2	2-2	2	2	4	2	9	0	0	0	0	0	10	
44	Fils-Aime', La'Tia	g	1-3	0-0	2-2	3	1	4	1	4	1	2	0	3	14		
Team						4	4	8									
Totals			34-99	8-35	8-11	27	23	50	26	84	20	14	2	11	200		
1st - FG %:		7-24	29.2%	2nd: 10-30	33.3%	3rd: 7-19	36.8%	4th: 10-26	38.5%	Game: 34-99	34.3%	Deadball					
3FG %:		1-8	12.5%	2nd: 3-9	33.3%	3rd: 1-4	25.0%	4th: 4-14	28.6%	8-31	25.8%						
FT %:		0-0	0.0%	4-5	80.0%	1-2	50.0%	3-4	75.0%	8-11	72.7%						

2016-17 BOX SCORES

Official Basketball Box Score -- Game Totals -- Final Statistics
Kentucky vs Tennessee
01/01/17 4:03 p.m. at Knoxville, Tenn. (Thompson-Boling Arena)

Kentucky 65 • 9-5 (0-1 SEC)																	
## Player		Total		3-Ptr	Rebounds												
		FG-FGA	FG-FGA	FT-FTA	Off	Def	Tot	PF	TP	A	TO	Blk	Stl	Min			
13	Akhatov, Evelyn	f	5-5	0-0	1-2	4	6	10	3	11	0	0	0	1	25		
45	Rice, Alyssa	c	3-7	0-0	0-0	4	3	7	4	6	1	0	0	1	32		
04	Morris, Maci	g	5-21	2-9	3-3	0	2	2	3	15	1	3	1	2	39		
24	Murray, Taylor	g	8-11	0-0	7-8	1	5	6	1	23	2	0	0	2	38		
25	Epps, Makayla	g	3-13	0-4	2-2	0	4	4	0	8	2	1	0	0	39		
20	Poffenberger, Paige		0-0	0-0	0-0	0	0	0	2	0	0	0	0	0	3		
22	Cann, Makenzie		0-3	0-2	0-0	0	2	2	2	0	0	0	0	0	15		
32	Roper, Jaida		1-3	0-1	0-0	0	0	0	2	2	1	1	0	0	9		
Team						0	3	3									
Totals			25-63	2-16	13-15	9	25	34	17	65	7	5	1	6	200		
1st - FG %: 7-17 41.2% 2nd: 4-15 26.7% 3rd: 8-15 53.3% 4th: 6-16 37.5% Game: 25-63 39.7% Deadball																	
3FG %: 0-3 0.0% 1-5 20.0% 1-4 25.0% 0-4 0.0% 2-6 33.3% 2-6 33.3% 0-1 0.0% 1-2 50.0% 5-15 33.3%																	
FT %: 0-0 0.0% 6-7 85.7% 0-0 0.0% 7-8 87.5% 13-15 86.7%																	
Rebounds 2																	

Tennessee 72 • 9-4 (1-0 SEC)																	
## Player		Total		3-Ptr	Rebounds												
		FG-FGA	FG-FGA	FT-FTA	Off	Def	Tot	PF	TP	A	TO	Blk	Stl	Min			
31	Nared, Jaime	f	5-10	3-4	5-6	0	5	5	3	18	2	0	0	1	32		
21	Russell, Mercedes	c	10-16	0-0	2-2	4	5	9	0	22	3	0	0	0	38		
0	Reynolds, Jordan	g	0-1	0-0	0-0	0	6	6	4	0	4	0	0	1	29		
10	Jackson, Meme	g	2-6	1-4	0-0	1	2	3	2	5	4	3	0	0	36		
11	DeShields, Diamond	g	8-16	1-4	4-5	1	3	4	3	21	2	5	1	0	36		
04	Nunn, Schaquilla		2-4	0-0	2-3	4	3	7	0	6	0	0	0	0	9		
13	Dunbar, Kortney		0-1	0-1	0-0	0	2	2	0	0	0	0	0	0	4		
33	Middleton, Alexa		0-6	0-3	0-0	0	1	1	1	0	3	1	1	0	16		
Team						0	2	2									
Totals			27-60	5-16	13-16	10	29	39	13	72	18	9	2	2	200		
1st - FG %: 8-15 53.3%		2nd: 7-19 36.8%		3rd: 7-16 43.8%		4th: 5-10 50.0%		Game: 27-60 45.0%		Deadball							
3FG %: 1-3 33.3%		0-6 0.0%		2-4 50.0%		2-3 66.7%		5-16 31.3%		Rebounds							
FT %: 3-5 60.0%		2-3 66.7%		0-0 0.0%		8-8 100.0%		13-16 81.3%		1							

Officials: Dee Kantner, Luis Gonzalez, Frank Steratore
Technical fouls: Kentucky-None. Tennessee-None.
Attendance: 9709

Score by periods	1st	2nd	3rd	4th	Total						
Kentucky	14	15	17	19	65	Points	In	Off	2nd	Fast	Bench
Tennessee	20	16	16	20	72	UK	Paint	T/O	Chance	Break	
						UT	42	13	10	17	2
							36	4	13	8	6

Last FG - UK 4th-01:27, UT 4th-01:59.
Largest lead - UK by 2 1st-09:30, UT by 12 4th-07:57.
UK led for 00:52. UT led for 37:48. Game was tied for 01:20.

Score tied - 1 time.
Lead changed - 1 time.

Official Basketball Box Score -- Game Totals -- Final Statistics
Tennessee vs Vanderbilt
01/05/17 8 p.m. at Nashville, Tenn. (Memorial Gym)

Tennessee 70 • 10-4, 2-0																	
#	Player	Total		3-Ptr	Rebounds											Min	
		FG-FGA	FG-FGA	FT-FTA	Off	Def	Tot	PF	TP	A	TO	Blk	Stl				
31	Nared, Jaime	f	5-13	2-4	0-1	5	1	6	3	12	2	2	1	2	40		
21	Russell, Mercedes	c	4-8	0-0	7-11	2	11	13	1	15	0	2	6	0	39		
00	Reynolds, Jordan	g	4-8	1-2	2-2	3	5	8	4	11	3	0	1	0	38		
10	Jackson, Meme	g	3-8	1-2	3-4	2	1	3	3	10	3	1	0	1	27		
11	DeShields, Diamond	g	5-18	1-4	5-5	1	4	5	5	16	4	6	0	4	30		
04	Nunn, Schaquilla		1-3	0-0	2-2	1	1	2	2	4	0	0	0	0	6		
13	Dunbar, Kortney		0-1	0-1	0-0	0	0	0	1	0	0	0	0	0	3		
33	Middleton, Alexa		0-3	0-2	2-2	0	1	1	3	2	0	2	0	1	17		
Team						2	2	4									
Totals			22-62	5-15	21-27	16	26	42	22	70	12	14	8	8	200		
1st - FG %:		7-15	46.7%	2nd: 5-21	23.8%	3rd: 6-17	35.3%	4th: 4-9	44.4%	Game: 22-62		35.5%	Deadball				
3FG %:		2-6	33.3%	2-6	33.3%	0-1	0.0%	1-2	50.0%	5-15		33.3%	Rebounds				
FT %:		4-4	100.0%	4-4	100.0%	5-8	62.5%	8-11	72.7%	21-27		77.8%					

Vanderbilt 57 • 10-5, 0-2																	
		Total		3-Ptr		Rebounds											
##	Player	FG-FA	FG-FGA	FT-FTA	Off	Def	Tot	Pf	TP	A	TO	Blk	Stl	Min			
22	Webb, Marqu'es	f	2-3	0-0	1-3	3	8	11	4	5	2	6	0	1	32		
03	Bell, Rachel	g	3-8	1-1	2-2	0	1	1	3	9	1	3	0	0	18		
10	Walker, Cierra	g	2-9	2-4	4-4	0	4	4	2	10	0	1	0	1	35		
33	Reed, Christa	g	0-3	0-1	1-2	1	1	2	2	1	0	0	0	0	18		
35	Clemons-Green, Kalei	g	1-3	1-1	0-0	0	0	0	1	3	0	3	0	0	9		
00	Overbeck, Kayla		3-6	0-0	2-3	1	8	9	5	8	2	1	0	0	21		
01	Dahlman, Rebekah		2-5	0-2	0-0	1	1	2	2	4	1	3	0	1	24		
21	Whalen, Erin		0-6	0-2	0-0	0	0	0	1	0	1	0	0	1	9		
23	Spears, Minta		0-0	0-0	0-0	0	0	0	0	0	0	2	0	0	1		
30	Carter, Lealea		6-12	1-2	4-8	4	2	6	4	17	1	1	0	0	33		
Team						4	2	6									
Totals			19-55	5-13	14-22	14	27	41	24	57	8	21	0	4	200		
1st - FG %: 3-14 21.4% 2nd: 6-12 50.0% 3rd: 5-13 38.5% 4th: 5-16 31.3% Game: 19-55 34.5% Deadball																	
3FG %: 1-2 50.0% 1-1 100.0% 2-5 40.0% 1-5 20.0% 5-13 38.5%																	
FT %: 0-0 0.0% 6-10 60.0% 6-10 60.0% 2-2 100.0% 14-22 63.6%																	
Rebounds 4																	

Officials: Scott Yarbrough, Jesse Dickerson, Carla Fountain
Technical fouls: Tennessee-None. Vanderbilt-None.
Attendance: 3509

Score by periods	1st	2nd	3rd	4th	Total						
Tennessee	20	16	17	17	70	Points	In	Off	2nd	Fast	Bench
Vanderbilt	7	19	18	13	57	UT	Paint	T/O	Chance	Break	
						VANDY	26	20	9	10	6
							26	8	14	0	29

Last FG - UT 4th-02:56, VANDY 4th-01:57.
Largest lead - UT by 18 3rd-07:39, VANDY by 3 1st-08:37.
UT led for 37:03. VANDY led for 02:41. Game was tied for 00:16.

Score tied - 0 times.
Lead changed - 2 times.

BROADCAST MEDIA SHEET

(Last game's starters noted with orange numbers)



0

JORDAN REYNOLDS

	GP/GS	PPG	RPG	APG	SPG	FG%	FT%
16-17	13/13	7.3	6.6	4.8	1.6	.383	.615
Career	117/67	5.5	3.6	2.5	1.2	.368	.758
Career Highs	Pts: 17	Reb: 14	Asst: 13	Stl: 7	Min: 41		

Career Highs Pts: 17 Reb: 14 Asst: 13 Stl: 7 Min: 41

Sr. • G • 5-11 • Portland, Ore./Central Catholic H.S.

- Has 62 assists and only 19 turnovers through 13 games. Her 3.3 assist-to-turnover ratio is the best of any season in her career and leads the team.
- Recorded the third triple-double in program history with her career-high 14 rebounds to go along with 11 points and 10 assists against UNCW
- Secured her first double-double of the season with 12 points and a career-high 13 assists, which is tied for the third-most in school history, in the Lady Vols' wire-to-wire win over Troy.
- Provided a spark vs. #10 Stanford with a season-high 14 points to go with three assists and two steals.



2

TE'A COOPER


	GP/GS	PPG	RPG	APG	SPG	FG%	FT%
16-17	--/--	--	--	--	--	--	--
Career	36/15	8.6	1.9	2.1	1.2	.369	.722

Career Highs Pts: 23 Reb: 7 Asst: 6 Stl: 4 Min: 38

Name Pronounced: TAY-uh

So. • G • 5-9 • Powder Springs, Ga./McEachern H.S.

- Sitting out this season to rehab a left knee injury suffered during summer 2016.
- Finished her freshman year fourth on the team in scoring at 8.6 points per game while also notching 2.1 assists and 1.2 steals per game.
- Scored in double digits 15 times and had more than 20 points vs. Central Arkansas, ETSU and Georgia.
- Led UT in scoring against Vanderbilt (1/21), Kentucky (1/25), Alabama (1/31) and Green Bay (3/18).
- Led the team in assists and steals on 10 occasions each during the 2015-16 season.



4

SCHAQUILLA NUNN

	GP/GS	PPG	RPG	SPG	BPG	FG%	FT%
16-17	14/4	5.0	4.9	0.3	0.4	.468	.667
Career	102/90	10.3	9.6	0.8	2.8	.505	.640

Career Highs Pts: 39 Reb: 20 Blk: 10 Stl: 5 Min: 40

Name Pronounced: sha-KWEE-la

R-Sr. • F • 6-3 • Fayetteville, Ga./Fayette Co. H.S./Winthrop

- In games when she plays more than 15 minutes, Nunn is averaging 10.3 points, 9.3 rebounds, 1.0 block, 0.8 assists, 0.5 steals and 59.1 percent shooting.
- Narrowly missed her first double-double as a Lady Vol after posting 11 points and nine rebounds against UNCW, which was also her 100th career game.
- Scored her 1,000th career point when she hit two free throws with 8:33 left in the 2nd quarter vs. TSU.
- Holds Winthrop career records for most rebounds (910) and blocked shots (279) while starting 86 of 88 games played.



5

KAMERA HARRIS

	GP/GS	PPG	RPG	SPG	BPG	FG%	FT%
16-17	6/0	1.3	1.2	0.0	0.2	.429	.500
Career	6/0	1.3	1.2	0.0	0.2	.429	.500

Career Highs Pts: 4 Reb: 3 Blk: 1 Stl: -- Min: 19

Name Pronounced: CAM-er-uh

Fr. • C • 6-3 • Hampton, Ga./Dutchtown H.S.

- Notched three points and a rebound while going 1-1 from the field against Appalachian State.
- Scored four points and grabbed three rebounds in 19 minutes of action against Tennessee State.
- Converted her first career field goal on a feed from Alexa Middleton with 5:10 left in the game vs. TSU.
- Scored her first career point as she made a free throw with 1:58 remaining in contest vs. ETSU.
- Set a national single-game prep record for blocked shots in 2014 with 28 vs. Veterans High School in the first round of the state tournament, eclipsing the previous record of 25 held by Brittney Griner.



10

MEME JACKSON

	GP/GS	PPG	RPG	APG	SPG	FG%	FT%
16-17	14/9	7.4	2.4	1.9	0.6	.415	.533
Career	35/9	3.6	1.3	1.0	0.4	.372	.524

Career Highs Pts: 20 Reb: 7 Asst: 5 Stl: 2 Min: 36

Name Pronounced: ME-ME

So. • G/F • 5-11 • Murfreesboro, Tenn./Blackman H.S.

- Has vastly improved her 3-point shooting this season, connecting on 41.9 percent of her shots from deep.
- Averaging 13.3 points, 3.8 rebounds and 3.3 assists over the last four games, while shooting 51.2 percent (21-of-41) from the field.
- Has stepped up her play in her second season, scoring at least five points in 10 of the first 14 games after not scoring more than four points in any game during her freshman year.
- Played more disciplined defense over the last six games, committing only seven fouls compared to 21 and a pair of foul-outs in the first eight games of the season.



11


DIAMOND DESHIELDS

	GP/GS	PPG	RPG	APG	SPG	FG%	FT%
16-17	12/12	15.8	6.1	3.2	1.3	.400	.810
Career	84/64	16.1	5.4	2.5	1.6	.408	.777

Career Highs Pts: 38 Reb: 12 Asst: 7 Stl: 7 Min: 40

R-Jr. • G • 6-1 • Norcross, Ga./Norcross H.S./North Carolina

- Filling up the stat sheet with 15.8 points, 6.1 rebounds, 3.2 assists, 1.3 blocks and 1.3 steals per game.
- Enjoyed an all-around performance against Vanderbilt, producing 16 points, five rebounds, four assists and four steals.
- Returned strong in UT's win over #17/23 Kentucky after missing the last two games due to injury, totaling 21 points on 8-of-16 shooting, four rebounds, two assists and a block.
- Shot 11-16 from the floor and scored 28 points as she recorded her fourth career double-double with 10 rebounds and six assists in the win over ETSU.



13

KORTNEY DUNBAR

	GP/GS	PPG	RPG	SPG	BPG	FG%	FT%
16-17	12/0	3.3	3.1	0.3	0.3	.313	.500

Career Highs Pts: 24 Reb: 13 Blk: 2 Stl: 2 Min: 34

Jr. • F • 6-2 • Edwardsville, Ill./Edwardsville H.S.

- Named to the Omicron Delta Kappa Leadership Society
- Scored six points on two three pointers and added five rebounds and two assists vs. Appalachian State.
- Scored a season-high 13 points and grabbed nine rebounds as she hit three three-pointers vs. TSU.
- Team leader in three-pointers in six games and hit more than three in two contests last season.
- Earned her first career start against Central Arkansas, notching 24 points, 13 rebounds, two steals, 10 field goals and four three-pointers in 34 minutes, all of which were career highs.



15

CHERIDENE GREEN


	GP/GS	PPG	RPG	APG	SPG	FG%	FT%
16-17	--/--	--	--	--	--	--	--
Career	--/--	--	--	--	--	--	--

Career Highs Pts: -- Reb: -- Asst: -- Stl: -- Min: --

Name Pronounced: SHARE-ih-dean

Jr. • F • 6-3 • London, England/Harris Academy Beckenham/ASA College

- Sitting out this season to rehab a right knee injury suffered last season at ASA College.
- Two-time National Junior College Athletic Association All-American at ASA College in Brooklyn, N.Y.
- Averaged 20.5 points, 16.5 rebounds, 3.9 blocks and 2.5 steals per contest as a sophomore.
- Ranked first in the NJCAA in rebounds, third in blocks and eighth in scoring.
- Career bests at ASA include 38 points and 26 rebounds.
- She is the Lady Vols' first-ever international player.



21


MERCEDES RUSSELL

	GP/GS	PPG	RPG	SPG	BPG	FG%	FT%
16-17	14/14	16.6	9.6	0.5	1.8	.561	.663

Career Highs Pts: 25 Reb: 15 Blk: 6 Stl: 2 Min: 39

R-Jr. • C • 6-6 • Springfield, Ore./Springfield H.S.

- Has improved her numbers across the board from last season: points (9.9 to 16.6), rebounds (8.3 to 9.6), assists (0.8 to 1.3) and free throw percentage (.554 to .663).
- Named SEC Player of the Week (1/3/17) after carding 20 points and 11 rebounds against UNCW followed up by 22 points and nine rebounds in UT's win over #17/23 Kentucky.
- Notched 131 career blocks, one from passing Isabelle Harrison for ninth on the school's all-time career blocks list. She previously passed Chamique Holdseclaw (111) to move into 10th in the game vs. Virginia Tech.



31

JAIME NARED


	GP/GS	PPG	RPG	APG	SPG	FG%	FT%
16-17	14/14	15.1	7.8	1.9	1.4	.439	.882

Career Highs Pts: 22 Reb: 14 Asst: 6 Stl: 4 Min: 40

Name Pronounced: JAY-mee NARD

Jr. • G/F • 6-2 • Portland, Ore./Westview H.S.

- Has improved her numbers across the board from last season: points (8.3 to 15.1), rebounds (4.8 to 7.8), assists (1.6 to 1.9), field goal percentage (.342 to .439) and free throw percentage (.741 to .882).
- Helped ice UT's win over #17/23 Kentucky, scoring 18 points and hitting all four of her free throws in the final 34 seconds of the game to seal the victory for the Lady Vols.
- Recorded four consecutive double-doubles against Penn State (18 pts, 11 rebs), Virginia Tech (11 pts, 10 rebs), Tennessee State (16 pts, 10 rebs) and #4 Baylor (19 pts, 11 rebs), tied for the sixth longest streak of consecutive double-doubles in school history.



33

ALEXA MIDDLETON

GP/GS	PPG	RPG	APG	SPG	FG%	FT%	
16-17	14/4	9.1	2.9	2.4	1.1	.415	.818

Career Highs Pts: 29 Reb: 7 Asst: 11 Stl: 5 Min: 36

Jr. • G • 5-9 • Murfreesboro, Tenn./Riverdale H.S.

- Averaging 11.8 points, 3.4 rebounds, 2.8 assists and 1.5 steals per game and hitting 47.7 percent of her shots and 55.3 percent of her three pointers in the Lady Vols' victories.
- Posted 29 points in win over Troy on 9-of-16 shooting and seven 3-pointers in 36 minutes, all of which were career highs. Her seven made 3-pointers were the most by a Lady Vol (and tied for fourth-most in a game all-time) since Ariel Massengale tied the program record with eight treys against Vanderbilt on March 1, 2015.
- Tallied 20 points on 9-14 shooting while adding five boards and four assists in 25 minutes vs. App. State.