

# 2016-17 WOMEN'S BASKETBALL GAME NOTES



#OLEMISS  
#HOTTYTODDY  
#GOREBELS  
#RISEUP  
#ITSTIME  
#NOCEILINGS

Ole Miss Athletic Communications • 908 All American Drive • University, MS 38677 • 662-915-7522

**WBB CONTACT:** Jessica Poole • **OFFICE:** (662) 915-7896 • **CELL:** 662-816-3877 • **EMAIL:** jepoole1@olemiss.edu

## GAME 18: AT NO. 4/4 MISSISSIPPI STATE

**STARKVILLE, MISS.**

### 2016-17 SCHEDULE

DATE	RK	OPPONENT	TV	TIME/RESULT
N4		MISSISSIPPI COLLEGE+	SECN+	W, 90-43
N11		SOUTHEASTERN LA.	SECN+	W, 81-31
N13		LIPSCOMB	SECN+	W, 76-49
N17		JACKSONVILLE STATE	SECN+	W, 68-50
N20		HIGH POINT	SECN+	W, 73-62
N26		vs. Wisconsin@		W, 69-44
N27		at UNLV@	MWN	L, 64-57
D1		JACKSON STATE^	SECN+	W, 89-41
D4	18/19	at West Virginia	Nexstar	L, 66-61
D10		LA - MONROE	SECN+	W, 97-40
D14		OREGON	SECN+	W, 83-67
D17		VCU	SECN+	W, 77-57
D20		AUSTIN PEAY	SECN+	W, 66-38
D28		MISS. VALLEY STATE	SECN+	W, 67-30
J1		ARKANSAS*	SECN	W, 73-64
J5	RV/	at Alabama*	SEC+	L, 90-80
J8		at Auburn*	SEC	L, 83-60
J12	RV/RV	TENNESSEE*	SECN+	W, 67-62
J16	4/4	at Mississippi State*	SEC	6 PM
J19	5/5	at South Carolina	SEC	6 PM
J22	RV/	ALABAMA*	SEC+	2 PM
J26	RV/	at Kentucky	SECN+	6 PM
J29		GEORGIA*	SEC+	2 PM
F6		at Florida*	SEC	6 PM
F9	RV/RV	LSU*	SECN+	6 PM
F12	4/4	MISSISSIPPI STATE*	SEC	3 PM
F16		AUBURN*	SEC	8 PM
F19		at Vanderbilt*	SECN+	2 PM
F23		at Missouri*	SECN+	7 PM
F26	RV/RV	TEXAS A&M*	SEC	4 PM

\*SEC Game

+Exhibition game

@UNLV Thanksgiving Tournament (Las Vegas, Nevada)

^~14th annual School Kids Game

Rankings: AP/USA Today

TV Codes: SECN+ - SEC Network+ (WEB); SEC- SEC Network;  
Nexstar- Nexstar (WV Local TV), MWN - Mountain West Net (WEB)

All Times Central/Home Games in BOLD CAPS



### Ole Miss Rebels

(13-4, 2-2 SEC)

Head Coach: Matt Insell

Career: Fourth Season

at UM: 54-58/Career: 54-58

Date: Monday, January 16

Time: 6:00 PM CT

Location: Starkville, Miss.

Arena: Humphrey Coliseum (10,500)

Television: SEC Network

Brenda VanLengen, Play-by-Play

Carol Ross, Analyst

Radio: 105.1/105.5/93.7

Graham Doty, Play-by-Play

Brett Ball, Analyst

Live Audio: OleMissSports.com

Live Video: SEC Network+

Series Information: OM leads, 63-28

Last Meeting: MSU, 60-51 (2/11/16)



### Mississippi State Bulldogs

(18-0, 4-0 SEC)

Head Coach: Vic Schaefer






Career: Fifth Season

at MSU: 108-46 /Career: 188-156

## STARTING FIVE

- Ole Miss snapped a 28-game losing streak to Tennessee with a 67-62 win over the Lady Vols on Thursday. Madinah Muhammad posted 21 points, while Shandricka Sessom tallied her fourth double-double this season with 14 points and 11 rebounds. The win also kept the Rebels perfect at The Pavilion (12-0).
- Leading scorer Madinah Muhammad posted her ninth game in double figures with a team-best 21 points - her fourth 20-point game of the season against the Lady Vols. Muhammad is leading the way with 13.7 points per game with 12.8 points against SEC foes, which leads Ole Miss.
- On her 21st birthday, Shandricka Sessom tallied her fourth career double-double with 14 points and 11 rebounds against Tennessee. Sessom's four double-doubles lead the team this season. Sessom is Ole Miss' second-leading scorer at 12.5 points per game.
- The Rebels win over Tennessee extended its home win streak to 12 consecutive games. The home win streak is the longest in the Insell era and the longest since Ole Miss won 15 straight from 1986-87 through 1987-88. Ole Miss will look to make it 13 straight vs. Alabama on Jan. 22.
- Ole Miss and Mississippi State are meeting for the 92nd time on Monday night. The Rebels lead the series, 63-28, but Mississippi State has won the last five meetings. The games are always a battle with four of the last five meetings decided by less than 10 points. Ole Miss last won in Starkville in 2007.

## OLE MISS PROJECTED STARTERS (BASED ON PREVIOUS GAME)

	G • 5 • ERIKA SISK	PTS	REB	AST	S	FG%	FT%
	5-8   Sr.   Oxford, Miss.   Murray State	9.7	3.5	5.1	2.4	.464	.558
	F • 11 • SHEQUILA JOSEPH	PTS	REB	AST	S	FG%	FT%
	6-3   Sr.   London, England   Barking Abbey	5.7	6.0	1.1	1.2	.367	.611
	G • 20 • MADINAH MUHAMMAD	PTS	REB	AST	S	FG%	FT%
	5-8   So.   Chicago, Ill.   Whitney Young HS	13.7	2.4	1.9	1.9	.370	.845
	G • 23 • SHANDRICKA SESSOM	PTS	REB	AST	S	FG%	FT%
	5-10   Jr.   Byhalia, Miss.   Byhalia HSI	12.5	5.6	1.9	1.1	.407	.571
	F/C • 50 • TAYLOR MANUEL	PTS	REB	AST	S	FG%	FT%
	6-4   Sr.   St. Louis, Mo.   Loyola Chicago	8.5	4.6	1.2	1.3	.465	.638

## FOLLOW THE REBELS ON SOCIAL MEDIA

OleMissHoops.com

Twitter.com/OleMissWBB

Twitter.com/OleMissNow

Facebook/OleMissWBB

OleMissSportsBlog.com

Instagram: OleMissWBB

Facebook.com/OleMissSports

## QUICK FACTS

<b>Name</b> .....	The University of Mississippi (Ole Miss)
<b>Nickname</b> .....	Rebels
<b>Location</b> .....	Oxford, Mississippi
<b>Founded</b> .....	November 6, 1848
<b>Enrollment</b> .....	24,250
<b>School Colors</b> .....	Cardinal Red and Navy Blue
<b>Mascot</b> .....	Rebel
<b>Chancellor</b> .....	Jeffrey S. Vitter
<b>Faculty Representative</b> .....	Dr. Ron Rychlak
<b>Athletics Director</b> .....	Ross Bjork
<b>Head Basketball Coach</b> .....	Matt Insell
<b>Conference</b> .....	Southeastern (SEC)
<b>Home Arena</b> .....	The Pavilion at Ole Miss
<b>Capacity</b> .....	9,500
<b>2015-16 Record</b> .....	10-20
<b>SEC Record/Finish</b> .....	2-14/14th
<b>Lettermen Returning/Lost</b> .....	8/3
<b>Starters Returning/Lost</b> .....	4/1
<b>Newcomers</b> .....	5

## MEDIA SERVICES

### CREDENTIALS

Please contact the Athletics Communications Office for game credentials. Requests for credentials should be emailed to [jepoole1@olemiss.edu](mailto:jepoole1@olemiss.edu) and will be limited to working members of the media. The media will-call table is located in the southwest corner of The Pavilion. From outside, it is the lower entrance off Hill Drive that is closest to the parking garage. For those parking inside the garage, media will-call is located on Level 1 of the parking garage (P1 on elevators). The media entrance will open two hours prior to tip off. Space problems on press row do occur because of lack of seating. As a result, priority will be given to media representatives that cover Ole Miss basketball on a regular basis. Credentials are non-transferable. Unauthorized use is strictly prohibited.

### INTERVIEW POLICY

All interview requests — coaches and players — MUST be coordinated through the Athletics Communications office. During the week, head coach Matt Insell and Rebel players will generally be available for interview after practice Monday-Friday unless arranged otherwise. Please email or text your player requests to Jessica Poole by 5 p.m. of the day prior to interviews. There will be no gameday player interviews until after the game. Head coach Matt Insell will be available on gameday (if requested) after the teams shootaround.

### PRACTICE POLICY

Ole Miss basketball practices are open to the media. Please contact Jessica Poole if you plan on attending practice, at least 24 hours before you plan to attend. The Ole Miss women's basketball schedule is subject to change, but practice is normally from 2 p.m.-4 p.m. at the Basketball Practice Facility. Please contact Jessica Poole with any questions.

### POSTGAME INTERVIEWS

Both team locker rooms are **CLOSED** to the media following the game, by facility policy. Coach Insell will address the media approximately 10 minutes after the game. Selected players will be brought into the interview room with the head coach. Visiting coach and player interviews will be coordinated through the visiting team's media relations contact.

## Ole Miss Rebels Roster

No.	Name	Cl.	Pos.	Ht.	Hometown/Previous School
1	Bree Glover	Fr.	G	5-10	Glasgow, Ky./Glasgow HS
5	Erika Sisk	Sr.	G	5-9	Oxford, Miss./Murray State/Oxford HS
10	Cecilia Muhate	So.	F/C	6-2	Madrid, Spain/Arturo Soria
11	Shequilla Joseph	Sr.	F	6-3	London, England/Barking Abbey School
20	Madinah Muhammad	So.	G	5-8	Chicago, Ill./Whitney Young HS
21	Chrishae Rowe	R-Jr.	G	5-9	Riverside, Calif./Kentucky/Santiago HS
23	Shandricka Sessom	Jr.	G	5-10	Byhalia, Miss./Byhalis HS
24	Bretta Hart	Sr.	F	6-1	Poplarville, Miss./Bay HS
25	Alissa Alston	So.	G	5-8	New Haven, Conn./Upper Room Christian Academy
32	Kate Rodgers	Fr.	F	6-2	Birmingham, Ala./Wenonah HS
42	Shelby Gibson	Fr.	F/C	6-3	Murfreesboro, Tenn./Oakland HS
44	Torri Lewis	So.	G	5-11	Olive Branch, Miss./Home School (MHEA)
50	Taylor Manuel	Sr.	F/C	6-4	St. Louis, Mo./Loyola Chicago

### Coaching Staff

**Matt Insell** — Head Coach (Middle Tennessee State, 2007), Fourth Season

**Alex Simmons** — Assistant Coach (Tennessee, 2008), Fourth Season

**George Porcha** — Assistant Coach (New Haven, 1998), First Season

**Brittany Hudson** — Assistant Coach (Georgia State, 2008), Third Season

### Pronunciation Chart

<b>SHEQUILA</b> Joseph	Sha-key-la
<b>SHANDRICKA</b> Sessom	Shan-(Like Man)-dre-ka
<b>MADINAH</b> Muhammad	MA-Dean-A
<b>CECILIA MUHATE PENA</b>	Sa-seal-ya MOO-haut-E
<b>CHRISHAE</b> Rowe	Cri-Shay

### Alphabetical Roster

25	Alissa Alston	G	5-8
42	Shelby Gibson	F/C	6-3
1	Bree Glover	G	5-10
24	Bretta Hart	F	6-1
11	Shequilla Joseph	F	6-3
44	Torri Lewis	G	5-11
50	Taylor Manuel	F/C	6-4
20	Madinah Muhammad	G	5-8
10	Cecilia Muhate	F/C	6-2
32	Kate Rodgers	F	6-2
21	Chrishae Rowe	G	5-10
23	Shandricka Sessom	G	5-10
5	Erika Sisk	G	5-9

### Roster Breakdown

State	
Alabama(1)	Rodgers
California(1)	Rowe
Connecticut (1)	Alston
Illinois (1)	Muhammad
Kentucky(1)	Glover
Mississippi (4)	Hart, Lewis, Sisk, Sessom
Missouri(1)	Manuel
Tennessee(1)	Gibson
International (2)	Joseph, Muhate

### Class

Seniors(4)	Hart, Jospeh, Manuel, Sisk
Juniors (2)	Rowe,Sessom
Sophomores (4)	Alston, Lewis, Muhammad, Muhate
Freshmen (3)	Gibson, Glover, Rodgers

### Height

6-4	Manuel
6-3	Joseph, Gibson
6-2	Muhate, Rodgers
6-1	Hart
5-11	Lewis
5-10	Glover, Rowe, Sessom
5-9	Sisk
5-8	Alston, Muhammad

### Major

Broadcast Journalism	Rodgers
Criminal Justice	Lewis
Elementary Education	Gibson, Glover
Exercise Science	Joseph, Muhammad, Sessom
General Studies	Hart, Rowe, Sisk
Journalism(Masters)	Manuel
Psychology	Muhate
Recreation Administration	Alston

### Game Day Services

Flipcards, game notes, updated stats and media guides (if available) will be available before the game. In game statistics will be provided via live stat monitors or passed out at media timeouts to electronic media. Full statistical books will be available soon after the game.

### Media Timeouts

Media timeouts (2:45 in length) will be taken in the following manner:

—One per quarter

(First called timeout prior to the 5 min mark or the first deadball at or below the 5 min mark)

—Quarter breaks may be used as media timeout

—First called timeout in the second half becomes a media timeout.

—If it is a free throw situation, the shots will be taken following the timeout per NCAA regulations














### Radio Lines

The Ole Miss Media Relations office has phone lines available to visiting radio stations on a first-come, first-serve basis. Priority will be given to commercial radio over student radio

### In-Game Updates

For in-game updates follow @OleMissWBB on Twitter.

## OLE MISS BROADCAST NOTES (GRAY DENOTES PROBABLE STARTERS)

1 G		<b>BREE GLOVER</b> 5-10   Fr.   Glasgow, Ky.   Glasgow <table><tr><th>PTS</th><th>REB</th><th>AST</th><th>S</th><th>FG%</th><th>FT%</th></tr><tr><td>1.6</td><td>1.2</td><td>0.4</td><td>0.3</td><td>.267</td><td>.714</td></tr></table>	PTS	REB	AST	S	FG%	FT%	1.6	1.2	0.4	0.3	.267	.714	<b>LAST GAME:</b> DNP- Coaches Decision <b>NOTES:</b> Career-highs in pts (6) and rebs (4) vs. La.-Monroe ... Averaged 25 points, 10.2 rebounds, 3.9 blocks and 3.3 assists as a senior ... Set school records for career points (2,730), rebounds (1,611), blocks (626) and assists (528).
PTS	REB	AST	S	FG%	FT%										
1.6	1.2	0.4	0.3	.267	.714										
5 G		<b>ERIKA SISK</b> 5-9   Sr.   Oxford, Miss.   Murray St. <table><tr><th>PTS</th><th>REB</th><th>AST</th><th>S</th><th>FG%</th><th>FT%</th></tr><tr><td>9.7</td><td>3.5</td><td>5.1</td><td>2.4</td><td>.464</td><td>.558</td></tr></table>	PTS	REB	AST	S	FG%	FT%	9.7	3.5	5.1	2.4	.464	.558	<b>LAST GAME:</b> Starter ... 9 pts, 3 rebs, 2 assts, 1 stl in 26 mins vs. Tennessee... 2 assts snaps four game streak of 5+ assists <b>NOTES:</b> Team captain ... Only player to play 40 mins this season ... Scored 1,000th career point vs. Jackson State ... First player to reach double figure assts since Valencia McFarland in 2014 ... Second player to score 1,000 in the Insell era ... Rank No. 2 in SEC in assists (5.1) ... Has started 107 of 109 career games (includes time at Murray State) ... Featured in Invitation Oxford "I Am Oxford" column (Dec. 2016) .
PTS	REB	AST	S	FG%	FT%										
9.7	3.5	5.1	2.4	.464	.558										
10 F/C		<b>CECILIA MUHATE</b> 6-2   So.   Madrid, Spain   Arturo Soria <table><tr><th>PTS</th><th>REB</th><th>BLK</th><th>AST</th><th>FG%</th><th>FT%</th></tr><tr><td>1.1</td><td>2.3</td><td>0.2</td><td>0.1</td><td>.261</td><td>.500</td></tr></table>	PTS	REB	BLK	AST	FG%	FT%	1.1	2.3	0.2	0.1	.261	.500	<b>LAST GAME:</b> 1 rebs in 4 mins of action vs. Tennessee <b>NOTES:</b> Three games of 5+ rebs ... From Madrid, Spain and one of two internationals on the Ole Miss roster ... Won a gold medal in summer of 2015 with Spains U18 FIBA Euro World Championship team.
PTS	REB	BLK	AST	FG%	FT%										
1.1	2.3	0.2	0.1	.261	.500										
11 F		<b>SHEQUILA JOSEPH</b> 6-3   Sr.   London, England   Barking Abbey <table><tr><th>PTS</th><th>REB</th><th>AST</th><th>S</th><th>FG%</th><th>FT%</th></tr><tr><td>5.7</td><td>6.0</td><td>1.1</td><td>1.2</td><td>.367</td><td>.611</td></tr></table>	PTS	REB	AST	S	FG%	FT%	5.7	6.0	1.1	1.2	.367	.611	<b>LAST GAME:</b> Starter ... 7 pts, 7 rebs, 1 asst in 30 mins vs. Tennessee ... Averaging 7.6 rpg in last 5 gms and 10.5 ppg over the last four gms <b>NOTES:</b> Has grabbed a rebound in 16 of 17 games ... Averaging 10.5 ppg and 8.0 rpg in SEC contests ... 11 games of 5+ rebounds .... Played with the British and English youth national teams, participating in FIBAS competition ... Joins Bretta Hart as members of Matt Insell's first recruiting class at Ole Miss.
PTS	REB	AST	S	FG%	FT%										
5.7	6.0	1.1	1.2	.367	.611										
20 G		<b>MADINAH MUHAMMAD</b> 5-8   So.   Chicago, Ill.   Whitney Young <table><tr><th>PTS</th><th>REB</th><th>AST</th><th>S</th><th>FG%</th><th>FT%</th></tr><tr><td>13.7</td><td>2.4</td><td>1.9</td><td>1.9</td><td>.370</td><td>.845</td></tr></table>	PTS	REB	AST	S	FG%	FT%	13.7	2.4	1.9	1.9	.370	.845	<b>LAST GAME:</b> Starter ... 21 pts, 1 reb, 1 asst in 39 mins vs. Tennessee ... 5th 20-pt outing this season, 2nd in SEC play (Tennessee, Alabama) <b>NOTES:</b> Has hit a 3PT FG in 15 of her last 18 games dating back to last season ... Ranks No. 23 in SEC in scoring (13.7) ... No. 7 in the SEC in steals (1.9) ... 20-point outings against Wisconsin, UNLV, La.-Monroe, Alabama, Tennessee ... Mother, Rasheeda is breast cancer survivor. Madinah did a video tribute to her during Ole Miss' Pink Game in 2015-16.
PTS	REB	AST	S	FG%	FT%										
13.7	2.4	1.9	1.9	.370	.845										
21 G		<b>CHRISAE ROWE</b> 5-10   Jr.   Riverside, Calif.   Kentucky <table><tr><th>PTS</th><th>REB</th><th>AST</th><th>BLK</th><th>FG%</th><th>3FG%</th></tr><tr><td>10.3</td><td>3.3</td><td>1.5</td><td>0.2</td><td>.393</td><td>.200</td></tr></table>	PTS	REB	AST	BLK	FG%	3FG%	10.3	3.3	1.5	0.2	.393	.200	<b>LAST GAME:</b> DNP - Coaches Decision <b>NOTES:</b> Double figures in 3 of 6 games played ... Played first game at Ole Miss vs. Oregon (Dec. 14) due to NCAA transfer rules ... Has scored in every game played ... 2013-14 Pac 12 Freshman of the Year at Oregon by several publications ... Pac-12 All Freshman Team ... Averaged 21.6 ppg and holds the top three single-game scoring records at Oregon (41 vs. Seattle, 39 vs. Arizona State and 38 vs. Utah)
PTS	REB	AST	BLK	FG%	3FG%										
10.3	3.3	1.5	0.2	.393	.200										
23 G		<b>SHANDRICKA SESSOM</b> 5-10   Jr.   Byhalia, Miss.   Byhalia <table><tr><th>PTS</th><th>REB</th><th>AST</th><th>FG%</th><th>3FG%</th><th>FT%</th></tr><tr><td>12.5</td><td>5.6</td><td>1.9</td><td>.407</td><td>.318</td><td>.571</td></tr></table>	PTS	REB	AST	FG%	3FG%	FT%	12.5	5.6	1.9	.407	.318	.571	<b>LAST GAME:</b> Starter ... 14 pts, 11 rebs, 4 assts, 1 blk in 37 mins ... Fourth double-double this season, sixth career ... Sixth game in double figures in the last seven games <b>NOTES:</b> Ranked No. 27 in SEC in scoring (12.5) ... Currently on 49-game rebounding and scoring streak ... 26 pts vs. Lipscomb was 2 pts shy of career-high ... 2016 C Spire Gillom Trophy finalist, given to the top women's basketball player in Mississippi ... Member of SEC Women's Basketball Leadership Council
PTS	REB	AST	FG%	3FG%	FT%										
12.5	5.6	1.9	.407	.318	.571										
24 F		<b>BRETTA HART</b> 6-1   Sr.   Poplarville, Miss.   Bay <table><tr><th>PTS</th><th>REB</th><th>AST</th><th>S</th><th>FG%</th><th>FT%</th></tr><tr><td>3.4</td><td>3.4</td><td>0.4</td><td>0.3</td><td>.610</td><td>.700</td></tr></table>	PTS	REB	AST	S	FG%	FT%	3.4	3.4	0.4	0.3	.610	.700	<b>LAST GAME:</b> 3 rebs, 2 pts, 1 blk in 10 mins vs. Tennessee <b>NOTES:</b> Has grabbed a rebound in each game this season ... Career-best three assists vs. Wisconsin ... Had the No. 2 and No. 3 rebounding performances in the SEC in 2015-16 (19 vs. UL-Lafayette and 18 vs. Western Kentucky) ... Senior Maid on the 2016 Ole Miss Homecoming Court ... Joins Shequila Joseph as members of Matt Insell's first recruiting class at Ole Miss ... Will become the first college graduate in her family this spring.
PTS	REB	AST	S	FG%	FT%										
3.4	3.4	0.4	0.3	.610	.700										
25 F		<b>ALISSA ALSTON</b> 5-8   So.   New Haven, Conn.   Upper Room Christian Academy <table><tr><th>PTS</th><th>REB</th><th>AST</th><th>BLK</th><th>FG%</th><th>FT%</th></tr><tr><td>6.2</td><td>1.1</td><td>2.6</td><td>0.1</td><td>.391</td><td>.692</td></tr></table>	PTS	REB	AST	BLK	FG%	FT%	6.2	1.1	2.6	0.1	.391	.692	<b>LAST GAME:</b> 5 pts, 3 assts, 1 reb, 1 stl in 15 mis vs. Tennessee <b>NOTES:</b> Team Captain ... Career-best 9 assists vs. La-Monroe ... Season-best 14 pts vs. Jackson State ... Currently on a 18-game scoring streak dating back to last season, has scored in each game played this season ... Comes to Oxford from New Haven, Conn. ... Played prep ball at Upper Room Christian Academy on Long Island.
PTS	REB	AST	BLK	FG%	FT%										
6.2	1.1	2.6	0.1	.391	.692										
32 F		<b>KATE RODGERS</b> 6-2   Fr.   Birmingham, Ala.   Wenonah <table><tr><th>PTS</th><th>REB</th><th>AST</th><th>BLK</th><th>FG%</th><th>FT%</th></tr><tr><td>1.3</td><td>2.7</td><td>0.2</td><td>0.1</td><td>.429</td><td>1.000</td></tr></table>	PTS	REB	AST	BLK	FG%	FT%	1.3	2.7	0.2	0.1	.429	1.000	<b>LAST GAME:</b> DNP - Coaches Decision <b>NOTES:</b> Career-best 8 rebs vs. Wisconsin ... 4 games of 5+ rebounds this season ... First Ole Miss freshman to start in 2016-17 (Jackson State) ... Top 50 ranking and is the No. 9 forward in the Class of 2016 according to Prospects Nation ... 2016 All-Metro Birmingham Player of the Year selection ... Led her prep squad to a 121-20 in four years, including 65-3 over her junior and senior years.
PTS	REB	AST	BLK	FG%	FT%										
1.3	2.7	0.2	0.1	.429	1.000										
42 F/C		<b>SHELBY GIBSON</b> 6-3   Fr.   Murfreesboro, Tenn.   Oakland <table><tr><th>PTS</th><th>REB</th><th>AST</th><th>FG%</th><th>3FG%</th><th>FT%</th></tr><tr><td>7.4</td><td>3.2</td><td>0.3</td><td>.558</td><td>.500</td><td>.686</td></tr></table>	PTS	REB	AST	FG%	3FG%	FT%	7.4	3.2	0.3	.558	.500	.686	<b>LAST GAME:</b> 4 rebs, 1 pt in 6 mins vs. Tennessee <b>NOTES:</b> SEC Freshman of the Week (Jan. 3) ... Ole Miss top scoring freshman (7.1 ppg) ... Has hit a 3-PT FG in 5 games ... 11 games with 5+ points this season; most for an Ole Miss freshman ... Gibson is first freshman to have consecutive games in double figures to open career since Arminite Price (2003) and first to open SEC play with double figures since Josphel in 2013 ... Earned Class AAA All-State honors from the Tennessee Sportswriters Association
PTS	REB	AST	FG%	3FG%	FT%										
7.4	3.2	0.3	.558	.500	.686										
44 G		<b>TORRI LEWIS</b> 6-1   Fr.   Olive Branch, Miss.   Home School <table><tr><th>PTS</th><th>REB</th><th>AST</th><th>FG%</th><th>3FG%</th><th>FT%</th></tr><tr><td>3.8</td><td>1.1</td><td>0.8</td><td>.447</td><td>.459</td><td>1.000</td></tr></table>	PTS	REB	AST	FG%	3FG%	FT%	3.8	1.1	0.8	.447	.459	1.000	<b>LAST GAME:</b> 1 reb in 4 mins vs. Tennessee <b>NOTES:</b> Has hit a three pointer in 9 games and has posted multiple 3-pointers on 7 occassions ... 2 games in double figures this season ... Ole Miss' freshman record for 3-PT FG's with 10 vs. New Orleans (ranks No. 3 in the SEC) ... Scored 36 pts vs. New Orleans which was second most by an SEC freshman in 2015-16 ... Home schooled ... Won the national home school championship ... Two-time National Home School Player of the Year.
PTS	REB	AST	FG%	3FG%	FT%										
3.8	1.1	0.8	.447	.459	1.000										
50 G		<b>TAYLOR MANUEL</b> 6-4   Sr.   St. Louis, Mo.   Loyola Chicago <table><tr><th>PTS</th><th>REB</th><th>AST</th><th>BLK</th><th>FG%</th><th>FT%</th></tr><tr><td>8.5</td><td>4.6</td><td>1.2</td><td>1.1</td><td>.465</td><td>.638</td></tr></table>	PTS	REB	AST	BLK	FG%	FT%	8.5	4.6	1.2	1.1	.465	.638	<b>LAST GAME:</b> Starter ... 8 pts, 7 rebs, 4 blks, 3 stls, 1 asst in 29 mins vs. Tennessee <b>NOTES:</b> Career-best 4 steals vs. Wisconsin ... 8th game with 5+ rebs vs. Tennessee ... Graduate transfer who comes to Oxford from Loyola Chicago ... Averaged 15.2 ppg and 7.8 pg last season ... Two-time first team All-MVC selection ... Played her freshman year at Purdue where she was a Big Ten All-Freshman team selection.
PTS	REB	AST	BLK	FG%	FT%										
8.5	4.6	1.2	1.1	.465	.638										



## OLE MISS HEAD COACH MATT INSELL

## RECORD AS HEAD COACH/AT OLE MISS

54-58 (Fourth Season)

## THE INSELL FILE

**Full Name:** Matthew Ollen Insell**Birthday:** September 22, 1982**Hometown:** Shelbyville, Tenn.**High School:** Shelbyville Central HS**College:** Middle Tennessee, '07**Degree:** Bachelor's degree in Political Science

## ACCOLADES

• Named eighth head coach March 28, 2013

• One of the top recruiters in the women's game

• In his second season, led Ole Miss back to the postseason with a 19-14, 7-9 SEC record.

• In two seasons, has helped former Rebels Valencia McFarland and Tia Faleru to All-SEC accolades and A'Queen Hayes to SEC All-Freshman team honors.

## INSELL MILESTONE WINS:

First career win - Jacksonville State, 83-62 (Nov., 8, 2013)

First SEC Win - Mississippi State, 87-85 (Jan. 23, 2014)

First SEC Tournament Win - Arkansas, 63-62 (March 5, 2014)

First Postseason Win - UT Martin, 80-70 (March 18, 2015)

**Win No. 50** - 77-57 vs. VCU (Dec. 17, 2016)

## COACHING CAREER

Season	School	Position	Record-Postseason
2007-08	La Tech	Director of Operations	16-15 - None
2008-09	Kentucky	Assistant	16-16 - WNIT Second Rd.
2009-10	Kentucky	Assistant	28-8 - NCAA Elite Eight
2010-11	Kentucky	Assistant	25-9 - NCAA Second Rd.
2011-12	Kentucky	Assistant	28-7 - NCAA Elite Eight
2012-13	Kentucky	Assistant	30-6 - NCAA Elite Eight
2013-14	Ole Miss	Head Coach	12-20 - None
2014-15	Ole Miss	Head Coach	19-14- WNIT Third Round
2015-16	Ole Miss	Head Coach	10-20-None

## WHAT THEY ARE SAYING ABOUT MATT INSELL:

"Coach Insell and his staff continue to work tirelessly to build our program into a contender in the SEC and on the national stage. Coach Insell inherited a very tough situation – perhaps tougher than anyone realized – and he and his staff have been committed to doing the little things because they know the big things are right around the corner. Everyone in our program has been laser focused on excellence and we have laid a great foundation for success. We have a proud women's basketball heritage and I cannot wait to see our future glory!"

**Ross Bjork**, Ole Miss Athletics Director

"I am elated for Matt. He made the decision when he graduated high school to forgo playing collegiate basketball and concentrate on becoming a Division I head coach. I am very excited about the journey he has made. I don't know of a better place to build his legacy than the University of Mississippi. Matt is a fantastic fit for the program. Deb and I, along with our entire family, are very proud of him."

**Rick Insell**, Head Women's Basketball Coach, Middle Tennessee State

"Ole Miss made a great decision when they hired Matt Insell. Matt is an excellent college basketball coach. I believe you have to be strong in many areas to be a quality college basketball coach. You can't be one dimensional. Matt is an outstanding recruiter, a tireless worker in the area of player development and very knowledgeable from an X and O standpoint. He always had a great feel regarding in-game adjustments that will prove valuable to him as a head coach. More important than any of that to me was his friendship to our family. He is like a member of our family. He was incredibly loyal to the Kentucky program, and we benefitted greatly from his contributions."

**Matthew Mitchell**, Head Women's Basketball Coach, Kentucky

**Years at Ole Miss:** Fourth Season  
**Alma Mater:** MTSU, 2007  
**Hometown:** Shelbyville, Tenn.

Leading a young team, which featured no seniors and just two players who had been in the program for more than two years, Ole Miss head coach Matt Insell and the Ole Miss women's basketball team had some exciting moments throughout the 2015-16 season.

For the second consecutive season, the Rebels knocked off a ranked foe and this time it was then-No. 9 Kentucky, giving the Rebels their first win over a top 10 opponent since 2010 when they defeated then-No. 8 Georgia. Ole Miss has defeated three ranked opponents during the Matt Insell era. For her career-best 21 points against the Wildcats, junior Shequilia Joseph was named SEC Player of the Week.

With a group that featured eight underclassmen, Insell and his staff were instrumental in the growth of sophomore Shandricka Sessom. Sessom, who averaged just 5.3 points as a freshman increased her scoring to 15.6 points per game and was ranked in the top 10 of the SEC for scoring all season. Additionally, freshman Madinah Muhammad was a bright spot. The Chicago native, averaged 7.5 points per game as rookie, which was third best on the Ole Miss squad. That number increased to 8.4 points per game against SEC competition which trailed just Sessom's 13.4 points per game against SEC foes.

Additionally, the Rebels saw several exciting moments at Tad Smith Coliseum before moving to their new home, The Pavilion at Ole Miss, in January. Freshman Torri Lewis set the single-game record for three-point field goals with 10 triples in a win over New Orleans. Her 10 triples tie her with former Ole Miss men's player Marshall Henderson for the most three-pointers made at Tad Smith Coliseum. Ole Miss also closed the "Tad Pad" in style on January 3, 2016. Junior Erika Sisk hit a basket in the buzzer to give Ole Miss a 55-52 win over Vanderbilt and an Ole Miss women's basketball win in the final game at Tad Smith Coliseum.

Insell took the Ole Miss women's basketball team to new heights in 2014-15 in his second year at the helm of the program. The Rebels posted 19 wins and seven SEC wins – recording the most wins since the 2009-10 season, while also making their return to the postseason with an appearance in the third round Women's National Invitation Tournament (WNIT).

The Rebels, who posted seven more wins in 2014-15, posted four wins over NCAA Tournament participants and, after being picked to finish last in the SEC preseason coaches and media poll, closed the season tied for the No. 7 in the league standings and earned the No. 8 seed for the SEC Tournament – the highest seed for the Rebels in the last five seasons.

Leading a young team, that featured eight newcomers, Insell was able to develop his youngsters throughout the season. Freshman A'Queen Hayes took over the starting point guard position midway through the season and excelled, earning her SEC Freshman of the Week honors on January 12 and a spot on the All-Freshman team. Senior forward Tia Faleru picked up where she left off during her junior campaign and became the first SEC player to average a double-double since Georgia's Porsha Phillips in 2010-11 and she became the first player to lead the league in rebounding in back-to-back seasons since LSU's Sylvia Fowles led the league from 2006-08. For her efforts Faleru was an All-SEC first team selection and the only unanimous selection on the Associated Press' All-SEC first team. She also earned honorable mention AP All-American accolades and was a College Sports Madness fourth team All-American.

Insell and the Rebels knocked off ranked foes in No. 13 Kentucky and No. 18 Georgia – the first time in five years Ole Miss had defeated a ranked foe. The season also saw Ole Miss pick up its 400th win at Tad Smith Coliseum and Insell and his father made women's basketball history by becoming the first father-son duo to play against each other in NCAA women's basketball when Middle Tennessee made the trip to Oxford in November.

In his first season as head coach at Ole Miss, Matt Insell laid the foundation for a promising future. Beginning his career with the Rebels, Insell led Ole Miss to a 10-6 non-conference record, including a seven-game win streak – the longest win streak for the Rebels since the 2007-08 season. Ole Miss' non-conference schedule was highlighted by a matchup in Waco, Texas, where the Rebels took on the Baylor Bears, who had reached the Sweet Sixteen a year before. With Ole Miss leading in the final minutes, Baylor battled back to spoil the upset, giving fans a glimpse of the success to come under the vision of Insell.

After battling through the always challenging SEC schedule, the Rebels entered the SEC Tournament at the No. 14 seed, determined to take the momentum from a regular season finale victory over Auburn into the postseason tournament. Drawing the No. 11 seed Arkansas, the Rebels took care of business with a 63-62 victory, giving Ole Miss a statement win for Insell's process. "I didn't look at it as rebuilding, I looked at it as a process of getting us back to the top," said Insell after the SEC Tournament win. "A win like this helps you get there."

Insell also led the Rebels to wins over instate rival, Mississippi State to give the first-year head coach his first SEC victory. In addition to the Rebel's battle with 2014 Elite Eight participant, Baylor, Ole Miss posted victories against women's basketball powerhouse, Louisiana Tech and sent the Ole Miss senior class out in style with a Senior Day overtime win over Auburn at Tad Smith Coliseum.

Insell vs. 2016-17 Opponents		
Opponent	W-L	
Alabama	1-3	Mississippi Valley State 4-0
Arkansas	3-3	Mississippi State 1-5
Austin Peay	2-0	Missouri 0-4
Auburn	2-3	Oregon 1-0
Florida	1-2	South Carolina 0-4
Georgia	1-2	Southeastern La 2-0
High Point	1-0	Tennessee 1-4
Jacksonville State	2-0	Texas A&M 0-4
Jackson State	1-0	UNLV 0-1
Kentucky	2-2	Vanderbilt 1-3
Louisiana Monroe	2-0	VCU 1-0
Lipscomb	1-0	Wisconsin 1-0
LSU	1-3	West Virginia 0-2
		<b>Total 33-45</b>

**Ole Miss vs. Mississippi State Notables**

-Monday's game will be the 92nd meeting between the programs with Ole Miss leading the series, 63-28. Four of the last five meetings have been decided by less than 10 points and the average margin of victory for either team during the Insell era is 8.5 points. The Rebels will look to pick up their first win in Starkville since an 86-84 overtime win in 2007.

-Ole Miss assistant coach Brittany Hudson spent time on the Mississippi State staff for the 2013-14 season before joining head coach Matt Insell's staff at Ole Miss.

**A Win Would**

-Give Ole Miss its first win over Mississippi State since a 87-85 win in 2013. The Rebels won on a last second put-back from Kenyotta Jenkins to give Insell his first career SEC win.

-Would snap Ole Miss' current 10-game SEC road losing streak dating back to the 2014-15 season. The Rebels are currently 0-4 in true road games, but have a neutral site win over Wisconsin at the Lady Rebel Round-Up in Las Vegas.

**Rebels By The Numbers**

**4-** Number of double-doubles junior Shandricka Sessom has on the season. She most recently had 14 points and 11 rebounds in a win over Tennessee. The double-double against the Lady Vols was the sixth of her career.

**8.0-** Number of rebounds Shequila Joseph is averaging in SEC play. The senior posted a career-best 13 against Arkansas and has recorded five or more rebounds in each SEC contest. On the season, Joseph is leading Ole Miss' rebounding efforts with 6.0 rebounds per game.

**12-** Number of consecutive games Ole Miss has won at The Pavilion at Ole Miss. It's the longest home win streak in the Insell era and is the most consecutive wins at home since the Rebels strung together 15 in 1986-87 and 1987-88.

**21-** Number of points Madinah Muhammad had against Tennessee. It was her fifth 20-point outing of the season — which is the most among Ole Miss players. Shandricka Sessom, Taylor Manuel and Chrisae Rowe have also hit 20 points this year.

**28-** Number of consecutive games Ole Miss has dropped to Tennessee prior to Thursday's 67-62 win over the Lady Vols. Prior to Thursday's win, Ole Miss' last win was on Feb. 4, 1996 — meaning that Ole Miss senior class was just two years old.

**Scouting Mississippi State**

Mississippi State enters Monday's game with a perfect 18-0, 4-0 SEC record and a No. 4 national ranking after defeating Florida, 82-49 on Thursday. The Bulldogs are led by Victoria Vivians who is averaging 16.9 points per game, while Morgan William is adding 10.9 points per game. Chinwe Okorie leads the way on the glass with 6.6 rebounds per game. Mississippi State is averaging 79.8 points per game and is pulling down 38.9 rebounds per game.

**About Ole Miss**

Ole Miss enters Sunday's game with a 13-4, 2-2 SEC record after a 67-62 come-from-behind win over Tennessee on Thursday. The win snapped Tennessee's 28-game win streak in the series and kept Ole Miss a perfect 12-0 at home. Madinah Muhammad and Shandricka Sessom continue to lead Ole Miss from the floor. Muhammad is averaging 13.7 ppg, while Sessom is adding 12.5 ppg. Chrisae Rowe is also in double figures with 10.3 points per game while Erika Sisk is averaging 9.7 points per game. A trio of players leads Ole Miss on the glass. Shequila Joseph's 6.0 boards per game leads the way, while Sessom isn't far behind with 5.6 rebounds per game. Sessom has posted four double-doubles on the season, most recently recording 14 points and 11 rebounds against Tennessee, while Joseph tallied her second career double-double with 15 points and a career-best 13 rebounds against the Razorbacks. Shelby Gibson is Ole Miss' top scoring freshman with 7.4 points per game.

**Up Next**

Ole Miss will stay on the road for its next game, traveling to South Carolina for a nationally-televised matchup with the Gamecocks. The Rebels and Gamecocks will square off at 7:00 PM ET/6:00 PM CT on the SEC Network.

**Last Time Out — vs. Tennessee**

OXFORD, Miss. — The Ole Miss women's basketball team (13-4, 2-2 SEC) was on the right side of history in a 67-62 win over Tennessee on Thursday night at The Pavilion at Ole Miss. The win snapped a 28-game losing streak to the women's basketball powerhouse and gave Ole Miss its 12th consecutive win on its home floor this season — the longest home winning streak in the last decade. The fourth quarter was certainly a back-and-forth affair with neither team taking more than a Early in the fourth quarter Shequila Joseph nailed two free throws to give Ole Miss its first lead since the 6:02 mark of the first quarter and from that point the teams matched each other bucket for bucket until the final minute of action in which Ole Miss went 7-of-8 from the line to seal the victory and remain perfect at The Pavilion.

**On the Road Again****Nearing the Mark**

Rebels approaching career statistical plateaus, milestones and records

<b>Erika Sisk</b>	<b>Need</b>	<b>For</b>
Points	99	1,200
Rebounds	145	500
Steals	67	300
Assists	76	400

<b>Shequila Joseph</b>	<b>Need</b>	<b>For</b>
Points	7	600
Rebounds	6	400
3-PT FG's	6	100

<b>Shandricka Sessom</b>	<b>Need</b>	<b>For</b>
Points	56	900
Rebounds	76	400
3-PT FG's	8	100

**BY THE NUMBERS****The Rebels' record is...**

• Overall . . . . .	13-4
• SEC Games . . . . .	2-2
• SEC Tournament Games . . . . .	0-0
• Streak (Last 10) . . . . .	7-3
• Home Overall (SEC) . . . . .	2-0
• Road Overall (SEC) . . . . .	0-2
• Neutral Games (SEC) . . . . .	0-0
• Day Games . . . . .	8-3
• Night Games . . . . .	5-1
• November Games . . . . .	5-1
• December Games . . . . .	6-1
• January Games . . . . .	2-2
• February Games . . . . .	0-0
• March Games . . . . .	0-0
• Monday Games . . . . .	0-0
• Tuesday Games . . . . .	1-0
• Wednesday Games . . . . .	2-0
• Thursday Games . . . . .	3-1
• Friday Games . . . . .	1-0
• Saturday Games . . . . .	3-0
• Sunday Games . . . . .	3-3
• Overtime Games . . . . .	0-0
• Television Games . . . . .	1-2
• SECN+ Games . . . . .	11-1
• vs. Ranked Opponents . . . . .	1-1

**Rebels' Record When...**

• Leading at the half . . . . .	11-1
• Tied at the half . . . . .	0-0
• Behind at the half . . . . .	2-3
• Scores 90 points or more . . . . .	1-0
• Scores 80-89 points . . . . .	3-1
• Scores 70-79 points . . . . .	5-0
• Scores less than 70 points . . . . .	4-3
• Out-rebounds opponent . . . . .	9-0
• Out-rebounded by opponent . . . . .	3-4
• Ties opponents in rebounds . . . . .	1-0
• Shoots 50 percent or better . . . . .	1-0
• Shoots between 40-49 percent . . . . .	10-3
• Shoots under 40 percent . . . . .	2-1
• Shoots 30 percent or better from 3-pt. . . . .	8-3
• Shoots under 30 percent from 3-pt. . . . .	5-1
• Shoots 70 percent or better from FT line . . . . .	5-4
• Shoots 60-69 percent from FT line . . . . .	4-0
• Shoots under 60 percent from FT line . . . . .	4-0
• Opp. shoots 50 percent or better . . . . .	0-2
• Opp. shoots 40-49 percent . . . . .	2-1
• Opp. shoots under 40 percent . . . . .	11-1
• Opp. shoots 30 percent or better from 3-pt. . . . .	4-2
• Opp. shoots under 30 percent from 3-pt. . . . .	9-2
• Commits 15 turnovers or more . . . . .	5-4
• Commits less than 15 turnovers . . . . .	8-0
• Forces 15 turnovers or more . . . . .	11-3
• Forces less than 15 turnovers . . . . .	2-1
• Has less (or same) turnovers than opp. . . . .	12-3
• Has more turnovers than opponent . . . . .	1-1

**2016-17 SEC STANDINGS**

	SEC	Pct.	All	Pct.
Mississippi State	4-0	1.000	18-0	1.000
South Carolina	4-0	1.000	14-1	.933
Auburn	3-1	.750	13-5	.722
LSU	3-1	.750	14-3	.824
Texas A&M	3-1	.750	13-4	.765
Alabama	2-2	.500	14-3	.824
Georgia	2-2	.500	10-7	.588
Kentucky	2-2	.500	11-6	.647
Ole Miss	2-2	.500	13-4	.765
Tennessee	2-2	.500	10-6	.625
Missouri	1-3	.250	11-7	.611
Arkansas	0-4	.000	11-6	.647
Florida	0-4	.000	9-8	.529
Vanderbilt	0-4	.000	10-7	.588

**THIS WEEK IN THE SEC****Thurs. Jan. 12**

7:00 PM	Georgia at (5) South Carolina	SEC NETWORK
7:00 PM	Tennessee at Ole Miss	SECN+
8:00 PM	Kentucky at Alabama	SECN+
8:00 PM	Arkansas at Texas A&M	SECN+
8:00 PM	Auburn at Vanderbilt	SECN+
8:00 PM	Missouri at LSU	SECN+
9:00 PM	Florida at (4) Miss St	SEC NETWORKK

**Sun. Jan. 15**

1:00 PM	Texas A&M at Florida	SEC NETWORK
3:00 PM	Georgia at Kentucky	SEC NETWORK
3:00 PM	(5) South Carolina at LSU	SEC NETWORK +
3:00 PM	Missouri at Vanderbilt	SEC NETWORK +
5:00 PM	Arkansas at Alabama	SEC NETWORK

**Mon. Jan. 16**

7:00 PM	Ole Miss at (4) Miss St	SEC NETWORK
7:00 PM	(6) Notre Dame at Tennessee	ESPN2

All times EASTERN

Ole Miss is on the road for its next two starting with Monday's game at Mississippi State. When it's all said and done, Ole Miss will play five of its first seven SEC games on the road.

**Looking For A Win over a Ranked Foe**

Ole Miss is looking for its second win over a ranked opponent after defeating then-No. 25 Oregon on Dec. 14. Ole Miss has defeated four ranked opponents in the Insell era and is 1-1 against ranked opponents in 2015-16.

Ole Miss last defeated a top five opponent in 2007 when they defeated No. 5 LSU 77-74. Ole Miss is 12-70 all-time against AP-ranked top five opponents.

The Mississippi State game will be the first of back-to-back games against top five foes as Ole Miss will travel to No. 5 South Carolina on Thursday. All-time Ole Miss is 0-11 against the No. 4 team in the country, but the numbers improve against the No. 5 team as they are 7-16 against the No.5 team in the land.

Ole Miss is searching for its first road win over a ranked opponent since 69-65 win over No. 24/25 Arkansas in 2011. Ole Miss last defeated a top five team on the road in 1987, a 69-63 win over Tennessee in Thompson-Boling Arena. That win is also the last time Ole Miss won at Tennessee.

**Rebels Take Down Lady Vols ... FINALLY**

It took 28 tries but the Ole Miss women's basketball team defeated Tennessee, 67-62, on Thursday night. The losing streak was the longest for Ole Miss in an SEC series and gave the Rebels their first win since Feb. 4, 1996 over the women's basketball powerhouse.

**Dino Hits 20 Once More**

Madinah Muhammad led the Ole Miss offense with a team-best 21 points for her fifth 20-point outing of the season and the seventh of her career. Muhammad's five games of 20 or more lead Ole Miss. The sophomore is averaging 13.7 points per game, including 12.8 against SEC foes.

**Birthday Girl Sessom Flexes Her Muscle**

Shandricka Sessom had one heck of a birthday against Tennessee. The newly 21-year old dropped her fourth double-double of 2016-17 and the sixth of her career with 14 points and 11 rebounds to lead her team to a 67-62 victory. Not a bad way to turn 21.

**Comeback Kids**

For the first time this season, Ole Miss climbed out of a double-digit hole for a victory. Ole Miss trailed by 13 points with 7:03 left in the third quarter and completed the comeback to take a 67-62 win. It's the largest comeback in the Insell era and is the largest since being down 16 points at halftime against Vanderbilt in 2011, a game Ole Miss came back to win 72-67.

**Block Party**

Against Tennessee, Ole Miss registered six blocks, while the Lady Vols had none. Taylor Manuel led the way with four blocks for Ole Miss, her second game this season of 4+ blocks, as she had a season-best five rejections against Mississippi Valley State. Ironically, the Lady Vols had the tallest person on the floor in Mercedes Russell who stands at 6-6.

**Clutch From the Line Late**

Ole Miss strives to shoot 70 percent from the free throw line and hit that mark against Tennessee shooting 83.3 percent

but it was the shooting down the stretch that was crucial. In the final 4:10 of action Ole Miss went 7-of-8 from the stripe. Madinah Muhammad leads Ole Miss from the line shooting 84.5 percent and was a perfect 6-of-6 against the Lady Vols moving her to 8-of-8 from the line in the last two games and 15-of-17 over the last three games.

**Defensive Struggles In Alabama**

Ole Miss entered the Alabama game ranked No. 4 in the country in scoring defense with opponents averaging just 50.2 points per game. Unfortunately that wasn't the case as Alabama and Auburn combined for 173 points, meaning they averaged 86.5 points per game — 36.3 points above what Ole Miss had been holding its opponents to. Alabama's 90 points are the most Ole Miss has allowed this season. Ole Miss got back on track allowing just 62 points in a win over Tennessee.

**Rowe With Sensational Fourth Quarter vs. Alabama**

Chrishae Rowe had an excellent fourth quarter against Alabama. Entering the fourth quarter, Rowe had two points but filled up the scorebook with 16 points in the fourth quarter. It's the most points for an Ole Miss player in a quarter this season and the most since Taylor Manuel scored 10 points in the fourth quarter against West Virginia.

**Rebels Hit 80 Points vs. Alabama**

Ole Miss' 80 points against Alabama are the most points Ole Miss has scored in an SEC contest since scoring 87 in an overtime win over Mississippi State in Oxford during the 2013-14 season. The 80 points on the road are the most in a road SEC contest since scoring 88 in a road win at Florida in the 2012-13 season.

**1,000-Point Watch**

Junior Shandricka Sessom seems poised to become the second Ole Miss player to hit 1,000 career points. She scored her 800th point against Arkansas and sits just 156 points from the 1,000-point milestone. She'll need to average 13.0 points though the remainder of the regular season to hit the milestone this year. Sessom is currently averaging 12.5 points per game.

**Looking for The Road W**

Ole Miss is still searching for its first true road win of the season. The Rebels are 0-4 on the road but have a neutral site win over Wisconsin in Las Vegas. Ole Miss last road win came on Nov. 29, 2015 an 86-49 win over Wagner. The road hasn't been kind to Ole Miss in the Insell era. Ole Miss is 7-32 in true road games since 2013-14 and is 3-5 in neutral site games.

Ole Miss last won a SEC road game in 2014-15, defeating Florida and Auburn on the road. The Florida win snapped a streak of 14 consecutive SEC road losses. Ole Miss hasn't won more than two SEC road games since the 2006-07 season and currently is on a 10-game SEC road-losing streak.

The Rebels will have plenty of opportunities for road SEC wins in the first three weeks of the SEC slate. Ole Miss opens with four of its first six SEC games on the road. Ole Miss will face Alabama, Auburn, Mississippi State and South Carolina on the road to start with home games against Arkansas and Tennessee during that stretch.

**70 Is the Magic Number**

If Ole Miss can get to 70 points, the odds of a win are good. Ole Miss is 9-1 when scoring at least 70 points and is 4-3 when scoring less than 70 points. The Rebels are averaging

## 2016-17 OLE MISS WBB GAME NOTES

73.2 points per game on the season.

### Opponent Turnovers Lead to Ole Miss Points

Ole Miss's defensive efficiency has led to quite a few points this season. Ole Miss has scored 326 points off turnovers, which accounts for 26 percent of Ole Miss' points this season. The Rebels had a season-best 41 points off turnovers against Wisconsin and has only trailed in points off turnovers to UNLV, VCU, No. 14 West Virginia and Alabama.

### Defensive Efficiency

The Rebels have been quite efficient on the defensive end. Ole Miss' opponents are averaging 55.2 ppg and only eight opponents have scored over 60 points against the Rebels with just Alabama and Auburn scoring more than 70 points with 90 and 83 points, respectively. Ole Miss held La-Monroe to just 11 points in the first half – a season-best and the sixth fewest points in a half by an opponent while holding Mississippi Valley State to just eight second-half points and no second half field goals. The Rebels have held their opponents to single digits in 19 quarters this season and have held two entire teams to single digits in Southeastern La., and Mississippi Valley State.

### A Few Notes About The Quarters

-Rebel opponents are scoring 52.9 points per game, but have been most competitive in the third quarter. On average Ole Miss opponents are scoring 12.8 points in the first quarter and 13.1 points in the second and 13.1 in the fourth quarter. The number jumps to 16.0 points in the third quarter.

-The Rebels are most productive in the first and third quarter. Ole Miss is averaging 19.7 points in the first

## COMPARING THE TEAMS

Statistic	Ole Miss	Mississippi St
PPG	73.2	79.8
Scoring Margin	+18.0	+26.7
Field Goal Pct.	.425	.468
Opp. Field Goal Pct.	.346	.377
3-Point Pct.	.332	.364
Opp. 3-Point Pct.	.247	.246
Free Throw Pct.	.684	.708
Opp. Free Throw Pct.	.670	.728
Rebounds Per Game	39.9	38.9
Opp. Rebounds Per Game	37.1	29.6
Rebound Margin	+2.8	+9.3
Assists Per Game	15.3	15.7
Turnovers Per Game	15.8	13.5
Opp. Turnovers Per Game	21.6	22.0
Turnover Margin	+5.8	+8.5
Steals Per Game	11.1	10.3
Blocks Per Game	3.6	3.4

quarter and 18.5 points in the third quarter. The third quarter is also the most competitive with Ole Miss holding an 18.5-16.0 scoring advantage.

### Picked Up Another SEC Opening W

With it's win over Arkansas, Ole Miss moved to 3-1 in SEC openers in the Insell era and picked up its third straight SEC-opening win. Ole Miss improves to 6-5 in SEC openers over the last 11 seasons and picked up its ninth SEC home opening win.

### Rebels Close Non-Conference with 11 wins

## AT NO. 4/4 MISSISSIPPI STATE (GAME 18)

## SERIES INFO- LAST MEETINGS

2/21/16. .... MSU, 60-51 ..... at Oxford  
 1/18/16. .... MSU, 79-51 ..... at Starkville  
 3/2/15. .... MSU, 55-47 ..... at Starkville  
 1/22/15. .... MSU, 64-62 ..... at Oxford  
 2/23/14. .... MSU, 72-70 ..... at Starkville  
 1/23/14. .... UM, 87-85 ..... at Oxford  
 2/14/13. .... UM, 65-51 ..... at Oxford  
 1/27/13. .... MSU, 72-57 ..... at Starkville  
 2/12/12. .... MSU, 53-50 (ot).... at Starkville  
 1/19/12. .... MSU, 51-46 ..... at Oxford

### SERIES NOTES...

**At Oxford:** Ole Miss leads 29-11  
**At Starkville:** Ole Miss leads 25-16  
**At Neutral Sites:** Ole Miss leads 9-1  
**Longest UM Streak:** 33 (1982-97)  
**Longest MSU Streak:** 6 (2010-13)  
**Biggest UM Win:** 43 (2/27/85 - at Oxford)  
**Biggest MSU Win:** 25 (1/10/02 - at Starkville)  
**Most UM Points:** 100 (3/4/94 - at Chattanooga)  
**Most MSU Points:** 87 (1/27/02 - at Oxford)  
**Last 10 Meetings:** MSU leads 8-2

With the win over Mississippi Valley State, Ole Miss picked up its 11th non-conference win, something that hasn't been done since 2008-09 when the Rebels also had 11 non-conference wins. In 2014-15 Ole Miss had 12 wins over non-conferences foes but two of those wins came during the postseason WNIT. Ole Miss has posted 10 or more non-conference wins twice in the Insell era (2014-15, 2016-17).

### Sisk Joins 1K Club

With a layup to close the first quarter against Jackson State, Oxford native Erika Sisk earned her 1,000th career point. Sisk is the 27th member of Ole Miss' 1,000-point club. She

## 2015-16 Starting Lineups

Opponent	Date	Result	PG	G	G/F	F	F/C	Record
Southeastern La	11/11	W, 81-31	Sisk	Muhammad	Sessom	Joseph	Manuel	1-0
Lipscomb	11/13	W, 76-49	Sisk	Muhammad	Sessom	Joseph	Manuel	2-0
Jacksonville State	11/17	W, 68-50	Sisk	Muhammad	Sessom	Joseph	Manuel	3-0
High Point	11/20	W, 73-62	Sisk	Lewis	Sessom	Joseph	Manuel	1-0
vs. Wisconsin	11/26	W, 69-44	Sisk	Muhammad	Sessom	Joseph	Manuel	4-0
at UNLV	11/27	L, 64-57	Sisk	Muhammad	Sessom	Joseph	Manuel	4-1
Jackson State	12/1	W, 89-41	Sisk	Muhammad	Sessom	Rodgers	Manuel	1-0
at No. 16 West Virginia	12/4	L, 66-61	Sisk	Muhammad	Sessom	Joseph	Manuel	4-2
La.-Monroe	12/10	W, 97-40	Sisk	Muhammad	Sessom	Joseph	Gibson	1-0
No. 25 Oregon	12/14	W, 83-67	Sisk	Muhammad	Sessom	Joseph	Manuel	5-2
VCU	12/17	W, 77-57	Sisk	Lewis	Sessom	Joseph	Manuel	2-0
Austin Peay	12/20	W, 66-38	Sisk	Lewis	Sessom	Joseph	Manuel	3-0
Mississippi Valley State	12/28	W, 67-30	Sisk	Muhammad	Sessom	Joseph	Manuel	6-2
Arkansas	1/1	W, 73-64	Sisk	Muhammad	Sessom	Joseph	Manuel	7-2
at Alabama	1/5	L, 90-80	Sisk	Muhammad	Sessom	Joseph	Manuel	7-3
at Auburn	1/8	L, 83-60	Sisk	Muhammad	Sessom	Joseph	Manuel	7-4
Tennessee	1/12	W, 67-62	Sisk	Muhammad	Sessom	Joseph	Manuel	8-4
at Mississippi State	1/16							
at South Carolina	1/19							
Alabama	1/22							
at Kentucky	1/26							
Georgia	1/29							
at Florida	2/6							
LSU	2/9							
Mississippi State	2/12							
Auburn	2/16							
at Vanderbilt	2/19							
at Missouri	2/23							
Texas A&M	2/26							



## OLE MISS 2016-17 SUPERLATIVES

## BIGGEST OLE MISS LEAD:

57 pts, vs. La.-Monroe (12/10/16)

## BIGGEST OLE MISS DEFICIT:

25 pts, at Auburn (1/8/17)

## BIGGEST OLE MISS LEAD IN A LOSS:

6, at UNLV (11/27/16)

## BIGGEST OLE MISS DEFICIT IN A WIN:

13 pts, vs. Tennessee (1/12/17)

## BIGGEST OLE MISS HALFTIME LEAD:

38 pts vs. La-Monroe (12/10/16)

## BIGGEST OLE MISS HALFTIME DEFICIT:

15 pts, at Auburn (1/8/17)

## BEST OLE MISS 1ST HALF FG%:

62.5 vs. Jackson State (12/1/16)

## WORST OLE MISS 1ST HALF FG%:

16.7 at No. 16 West Virginia (12/4/16)

## BEST OLE MISS 2ND HALF FG%:

51.7 vs. Jacksonville State (11/17/16)

## WORST OLE MISS 2ND HALF FG%:

34.4 vs. Mississippi Valley (12/28/16)

## MOST POINTS BY OLE MISS IN 1ST HALF:

54 vs. Jackson State (12/11/16)

## FEWEST POINTS BY OLE MISS IN 1ST HALF:

27, 3x, last vs. Tennessee (1/12/17)

## MOST POINTS BY OPPONENT IN 1ST HALF:

46 at Auburn (1/7/17)

## FEWEST POINTS BY OPPONENT IN 1ST HALF:

11, vs. La-Monroe (12/10/16)

## MOST POINTS BY OLE MISS IN 2ND HALF:

48 vs. La. - Monroe (12/10/16)

## FEWEST POINTS BY OLE MISS IN 2ND HALF:

24 at UNLV (11/27/16)

## MOST POINTS BY OPPONENT IN 2ND HALF:

51, at Alabama (1/5/17)

## FEWEST POINTS BY OPPONENT IN 2ND HALF:

8 vs. Mississippi Valley (12/28/16)

## BIGGEST HALFTIME LEAD BLOWN:

2, AT UNLV (11/27/16)

## BIGGEST HALFTIME DEFICIT ERASED:

5 pts, vs. Tennessee (1/12/17)

## BIGGEST MARGIN OF VICTORY:

57 vs. La-Monroe (12/10/16)

## BIGGEST LEAD BLOWN TO LOSE

(AT ANY POINT IN A GAME):

6, at UNLV (11/27/16)

## BIGGEST OVERALL DEFICIT:

25 pts, at Auburn (1/8/17)

## BIGGEST DEFICIT OVERCOME TO WIN

(AT ANY POINT IN A GAME):

13 pts, vs. Tennessee (1/12/16)

## BIGGEST MARGIN OF DEFEAT:

23 pts, at Auburn (1/8/17)

joins Tia Faleru as Rebels to earn their 1,000th career point under the direction of Matt Insell and staff.

## Power Five Non-Conference Win x 2--- Check

With the win over Oregon, Ole Miss has picked up two non-conference wins over power five foes this season for the first time in the Insell era and the first time since 2006-07. Ole Miss has defeated power five foes Utah, Wisconsin and Oregon in the Insell era. The Rebels 25-point win over Wisconsin was the largest over a power five non-conference foe in the Insell era.

## Ranked Foe Goes Down

Ole Miss picked up its first win over a ranked opponent since Jan. 21, 2016 with an 83-67 win over No. 25 Oregon. The Rebels have defeated a ranked opponent in three of head coach Matt Insell's first four seasons at the helm and the win over Oregon was the first non-conference win over a ranked opponent since 2006-07. Ole Miss moves to 1-1 vs. ranked opponents with the win after recording a narrow loss to No. 14 West Virginia in the SEC/ Big 12 Challenge.

## Sessom Earns Spot on Preseason All-SEC Squad

Junior Shandricka Sessom earned a spot on the preseason All-SEC second team as voted on by the leagues coaches. Sessom was the No. 6 scorer in the SEC in 2015-16 with 15.6 ppg, and is Ole Miss top returning scorer. Sessom earns All-SEC honors for the first time in her career

## Home Cookin' in the Non-Conference

There will be plenty of opportunities to catch the Rebels at The Pavilion at Ole Miss this season. Ole Miss will play 10 of its 13 non-conference games in the friendly confines of The Pavilion at Ole Miss. In fact, Ole Miss will play its first four games at home before traveling to Las Vegas for the UNLV Lady Rebel Roundup over Thanksgiving. The Lady Rebel Round Up is a tournament format so Ole Miss' first true road game may not come until Dec. 4 in the SEC Big 12 Challenge at West Virginia.

## Rebels Rolling #Deep This Season

Ole Miss will be bolstered by depth this season. Last season, Ole Miss had eight of its 12 players who were underclassmen and no seniors. This year, the Rebels have four seniors and two juniors for a balance of experience. Ole Miss returns 83.5 percent of its scoring and 62.5 percent of its rebounding from a year ago.

## #RunWithTheRebels

The Ole Miss women's basketball team scored on the first day of the early signing period, picking up four commitments for the 2017-18 season. **Day'Neisha Banks** (Jacksonville, Fla.), **Chyna Nixon** (Philadelphia, Pa.), **Milicia "Mimi" Reid** (Bronx, NY) and **Promise Taylor** (Issaquah, Wash.) all inked National Letters of Intent. This class is ranked in the top 20 nationally according to BlueStarMedia and Prospects Nation and marks the third straight top-20 class for Ole Miss.

## 20-Point Club

	2016-17	Career
Taylor Manuel	1	14
Shandricka Sessom	1	9
Erika Sisk	0	8*
Madinah Muhammad	5	7
Shequilla Joseph	0	3
Torri Lewis	0	2
Bretta Hart	0	1
Chrishae Rowe	1	18

\*Includes stats from 2012-13 at Murray State

## 30-Point Club

	2016-17	Career
Torri Lewis	0	1
Taylor Manuel	0	1
Chrishae Rowe	0	3

## Double-Figure Scoring Games

	2016-17	Career
Taylor Manuel	5	70
Erika Sisk	7	52
Shandricka Sessom	13	44
Chrishae Rowe	3	33
Madinah Muhammad	9	20
Shequilla Joseph	2	14
Shelby Gibson	6	6
Torri Lewis	2	4
Bretta Hart	1	5
Alissa Alston	2	6

## Double-Figure Rebounding Games

	2016-17	Career
Shandricka Sessom	4	7
Shequilla Joseph	3	5
Bretta Hart	1	4
Taylor Manuel	0	18

## Double-Doubles

	2016-17	Career
Shandricka Sessom	4	6
Bretta Hart	1	2
Chrishae Rowe	0	4
Shequilla Joseph	1	2

## Streakin' Entering the 2016-17 Season

Entering the 2016-17 season, there are several players who enter with some impressive streaks. Ole Miss streaks entering the season are listed below:

## Scoring Streaks

Shandricka Sessom - 49 games  
 Chrishae Rowe\* - 36 games  
 Madinah Muhammad - 22 games  
 Erika Sisk - 18 games  
 \*includes games at Oregon

## Rebounding Streaks

Shandricka Sessom - 49 games  
 Erika Sisk - 33 games  
 Bretta Hart - 31 games  
 Madinah Muhammad - 17 games  
 Shelby Gibson - 17 games  
 Taylor Manuel - 16 games

## Consecutive Games Played

Erika Sisk - 109 games  
 Shandricka Sessom - 61 games  
 Bretta Hart - 52 games  
 Shequilla Joseph - 51 games

## Sessom on SEC Women's Basketball Leadership Council

Junior Shandricka Sessom was selected to represent Ole Miss as a member of the SEC's Women's Basketball Leadership Council. The group is comprised of members from the women's basketball teams from all 14 institutions and will discuss issues effecting SEC women's basketball.

## Rebel Greats Back with the Program

This summer and fall the Ole Miss women's basketball program welcomed back several greats in **Armintie (Price) Herrington** and **Lindsay Roy**. Herrington is back on



staff in a newly created position of Coordinator of Player Engagement while Roy is serving as a color analyst for Ole Miss women's basketball SEC Network+ broadcasts. Welcome home Rebels!

#### New Kids on the Block

The Ole Miss women's basketball team added four new members to its staff this season. **George Porcha** joins the staff as an assistant coach. Porcha came from the high school ranks in Virginia, but spent six years as associate head coach at West Virginia. Additionally, Ole Miss great **Armintie Herrington** is back on staff as Coordinator of Player Engagement, marking her second stint on the Ole Miss women's basketball staff, as she served as an assistant coach from 2008-2010. **Ryan Grubbs** joins the staff as a strength and conditioning coach while **Joe Pat Cope** will serve as video coordinator.

#### 10th Anniversary of 2007 Elite Eight Run

The 2016-17 season marks the 10th anniversary of Ole Miss basketball's run to the 2007 Elite Eight. Ole Miss knocked off defending national champion, Maryland, that season and also defeated Oklahoma with Courtney and Ashley Paris en route to a spot in the Elite Eight. Throughout the season OleMissSports.com will be featuring special spotlights on those associated with that Elite Eight team.

#### Smile For the Camera

Ole Miss will also be on national television nine times during the regular season including two Monday night prime time matchups on the SEC Network against Mississippi State and Florida. Ole Miss will also appear on the SEC Network eight times during the regular-season.

Jan. 16	at MSU	6:00 p.m.	(SEC Network)
Jan. 19	at South Carolina	6:00 p.m.	(SEC Network)
Feb. 6	at Florida	6:00 p.m.	(SEC Network)
Feb. 12	MSU	6:00 p.m.	(SEC Network)
Feb. 16	Auburn	8:00 p.m.	(SEC Network)
Feb. 26	Texas A&M	4:00 p.m.	(SEC Network)

#### Rebels on the Airwaves

Ole Miss' regular-season games can be heard on Q105 (105.1 FM) and 105.5 FM (Batesville) with the pregame show starting 15 minutes before tipoff. Graham Doty, in his sixth season, will be on the call along with Brett Ball who will serve as analyst for the 2016-17 season. Game updates via Twitter will be available all season at @OleMissWBB. All home games that are not on TV will be streamed online on SECN+, which will be available on the WatchESPN app.

#### Captain, My Captain

Senior **Erika Sisk** (Oxford, Miss.), junior **Shandricka Sessom** (Byhalia, Miss.) and sophomore **Alissa Alston** (New Haven, Conn.) will serve as captains for Ole Miss this season. Sisk is serving as captain for the second consecutive year while Alston is a first time captain.

#### Gettin' It Done On The Court and In The Classroom

The Ole Miss women's basketball team for the fourth straight year has posted a perfect 100 in the NCAA's Graduation Success Rate and is graduating players at above the national average.

#### Ole Miss WBB Majors:

Alissa Alston — Recreation Administration  
Shelby Gibson — Elementary Education  
Bree Glover — Elementary Education  
Bretta Hart - General Studies

Shequila Joseph - Exercise Science  
Torri Lewis — Criminal Justice  
Taylor Manuel — Journalism (Masters)  
Madinah Muhammad - Exercise Science  
Cecilia Muhate - Psychology  
Kate Rodgers — Broadcast Journalism  
Chrishae Rowe — General Studies  
Shandricka Sessom - Exercise Science  
Erika Sisk - General Studies

#### In Season Birthdays

Ole Miss has several players and coaches that will celebrate birthdays during the 2016-17 season. Ole Miss has had a birthday on a gameday in each of the last three seasons.

Player	Birthday
Taylor Manuel	Dec. 5
Bretta Hart	Dec. 15
Shandricka Sessom	Jan. 12*
	(Gameday vs. Tennessee)
Erika Sisk	Feb. 13
Shequila Joseph	Feb. 24
Torri Lewis	March 14
*-Game Day	

-Ole Miss has had a birthday on a gameday in each of the last three seasons.

#### AP Top 25 (Jan. 9)

TEAM	RECORD	PTS
1. Connecticut (33)	14-0	825
2. Baylor	15-1	783
3. Maryland	15-1	745
<b>4. Mississippi State</b>	<b>17-0</b>	<b>726</b>
<b>5. South Carolina</b>	<b>13-1</b>	<b>699</b>
6. Notre Dame	15-2	670
7. Florida State	15-2	595
8. Washington	16-2	544
9. Louisville	15-3	540
10. Oregon State	15-1	509
11. Ohio State	14-4	488
12. Duke	14-2	436
13. Stanford	13-3	429
14. Miami	13-3	388
15. Virginia Tech	15-0	347
16. Texas	10-4	346
17. UCLA	11-4	326
<b>18. West Virginia</b>	<b>14-2</b>	<b>269</b>
19. Arizona State	12-3	263
20. South Florida	13-1	181
21. DePaul	13-4	142
22. Oklahoma	12-4	139
23. NC State	13-4	104
24. California	13-3	50
25. Kansas State	12-4	46

**Others receiving votes:** Syracuse 37, Tennessee 33, Colorado 15, Green Bay 14, Texas A&M 11, Kentucky 9, USC 6, LSU 4, Oregon 3, Alabama 2, Charlotte 1

#### ESPN/USA Today Coaches Poll (Jan. 10)

TEAM	RECORD	PTS
1. Connecticut (31)	14-0	775
2. Baylor	15-1	734
3. Maryland	15-1	700
<b>4. Mississippi State</b>	<b>17-0</b>	<b>681</b>
<b>5. South Carolina</b>	<b>13-1</b>	<b>663</b>
6. Notre Dame	15-2	625
7. Florida State	15-2	570
8. Louisville	15-3	544
9. Washington	16-2	516
10. Oregon State	15-1	497
11. Ohio State	14-4	443
12. Stanford	13-3	423
13. UCLA	11-4	385
14. Miami	13-3	337
15. Duke	14-2	328
16. Virginia Tech	15-0	291
17. Texas	10-4	288
18. Arizona State	12-3	270
<b>19. West Virginia</b>	<b>14-2</b>	<b>258</b>
20. DePaul	13-4	173
21. South Florida	13-1	165
22. NC State	13-4	101
23. California	13-3	87
24. Syracuse	12-5	82
25. Oklahoma	12-4	63

**Others receiving votes:** Green Bay 28, Oklahoma State 10, Michigan 8, Michigan State 7, Tennessee 7, Temple 4, Northwestern 3, Saint Louis 2, Texas A&M 2, Kansas State 2, Creighton 1, LSU 1, Tulane 1

2016-17 opponents in bold

# 2016-17 OLE MISS WBB GAME NOTES

# AT NO. 4/4 MISSISSIPPI STATE (GAME 18)

## GAME LEADERS

### LED TEAM IN PTS:

Muhammad - 5	Joseph - 3
Sessom - 3	Rowe - 3
Joseph - 2	Lewis - 2
Manuel - 2	Hart - 2
Rowe - 2	Alston - 2
Sisk - 1	
Gibson - 1	

### LED TEAM IN REBS:

Joseph - 6	20-PT GAMES
Sessom - 5	Muhammad - 4
Hart - 2	Sessom - 1
Manuel - 2	Manuel - 1
Muhate - 1	Rowe - 1
Sisk - 1	
Rodgers - 1	

### LED TEAM IN ASSISTS

Sisk - 12	DOUBLE-FIGURE REBS
Alston - 3	Sessom - 4
Hart - 2	Joseph - 3
Rowe - 1	Hart - 1
Sessom - 1	

### DOUBLE-FIGURE PTS

Sessom - 13
Muhammad - 9
Sisk - 7
Manuel - 5
Gibson - 6

## In The SEC Rankings - Team Rankings

Category	Ole Miss	Rank
3-PT FG% Defense	.247	2nd
Field Goal % Defense	.346	2nd
Scoring Defense	55.2	3rd
3-PT FG Made	6.2	3rd
Steals	11.1	3rd
Assists	15.3	5th
Scoring Margin	+18.0	3rd
Turnover Margin	+5.8	4th
Offensive Rebs	14.0	6th
3-PT FG%	.332	6th
Scoring Offense	73.2	7th
Asst/TO Ratio	1.0	7th
Rebounding Offense	39.9	7th
Blocked Shots	3.6	T-8th
Field Goal %	.425	9th
Defensive Rebs	25.9	9th
Rebounding Margin	+2.8	10th
Free Throw %	.684	10th
Rebounding Defense	37.1	13th

## In The NCAA Rankings - Team Rankings (Top 50)

Category	Ole Miss	Rank
3-PT FG Defense	.247	5
Turnovers Forced	21.59	17
Steals	188	17
Scoring Margin	18.0	14
FG% Defense	.346	17
Scoring Defense	55.2	18
Turnover Margin	5.76	26
Steals/Gm	11.1	31
Win-Loss%	.765	47
Free Throw Attempts	329	50

NOTE: NCAA Stats as of Jan. 13

## Notable Numbers - Inside/Outside Scoring

Opponent	Paint	3-Point FG
vs. Southeastern La.	44	7
vs. Lipscomb	44	6
vs. Jacksonville State	26	7
vs. High Point	32	8
vs. Wisconsin	28	6
vs. UNLV	24	7
vs. Jackson State	46	7
at West Virginia	26	4
vs Louisiana Monroe	43	12
vs. Oregon	40	4
vs. VCU	30	10
vs. Austin Peay	48	1
vs. Mississippi Valley State	40	4
vs. Arkansas	44	6
at Alabama	26	7
at Auburn	32	5
vs. Tennessee	34	4
at Mississippi State		
at South Carolina		
vs. Alabama		
at Kentucky		
vs. Georgia		
at Florida		
vs. LSU		
vs. Mississippi State		
vs. Auburn		
at Vanderbilt		
at Missouri		
vs. Texas A&M		

## Free Throw Shooting Last Five Mins/OT

Player	FT-FTA
Shelby Gibson	9-13
Torri Lewis	2-2
Kate Rodgers	2-2
Bree Glover	4-5
Cecilia Muhate	2-4
Alissa Alston	5-11
Erika Sisk	10-14
Shandricka Sessom	4-5
Shequilia Joseph	0-2
Taylor Manuel	0-1
Chrishae Rowe	1-2
Madinah Muhammad	6-7

## Completed Three-Point Plays

Player	Three-Point Plays
Taylor Manuel	5
Shelby Gibson	4

## Notable Numbers - Post vs. Guards Scoring

Opponent	Posts	Guards
vs. Southeastern La.	44	37
vs. Lipscomb	26	50
vs. Jacksonville State	28	40
vs. High Point	28	45
vs. Wisconsin	15	54
vs. UNLV	14	43
vs. Jackson State	34	55
at West Virginia	27	34
vs Louisiana Monroe	31	66
vs. Oregon	41	42
vs. VCU	23	54
vs. Austin Peay	14	52
vs. Mississippi Valley State	29	38
vs. Arkansas	35	38
at Alabama	12	68
at Auburn	32	28
vs. Tennessee	18	49
at Mississippi State		
at South Carolina		
vs. Alabama		
at Kentucky		
vs. Georgia		
at Florida		
vs. LSU		
vs. Mississippi State		
vs. Auburn		
at Vanderbilt		
at Missouri		
vs. Texas A&M		

Bree Glover	1
Shandricka Sessom	1
Erika Sisk	1
Alissa Alston	1

## Drawn Charges

Player	Charges Drawn
Torri Lewis	5
Madinah Muhammad	2
Erika Sisk	2
Bretta Hart	1
Shandricka Sessom	1
Alissa Alston	1

## First Points / First Substitution

Opponent	1st Pts	How	Time	1st Sub	Time	Opponent	1st Pts	How	Time	1st Sub	Time
SELA	Manuel	Layup	9:47	Lewis	7:29	UT	Muhammad Jumper	8:43	Alston	5:07	
LIP	Sessom	FT	9:50	Gibson	5:32	at MSU					
JV. ST	Joseph	3PT	9:12	Hart	7:06	at USC					
HPU	Sessom	Jumper	9:43	Hart	7:56	ALA					
vs. Wis	Muhammad	Layup	8:27	Alston	6:27	at UK					
at UNLV	Muhammad	FT	10:00	Alston	8:18	UGA					
JSU	Alston	Jumper	6:57	Alston	8:02	at UF					
at WVU	Joseph	3PT	7:27	Hart	6:30	LSU					
ULM	Muhammad	FT	9:48	Alston	5:15	MSU					
ORE	Manuel	Layup	8:38	Alston	7:15	AU					
VCU	Joseph	3-PT	9:47	Alston	6:57	at VU					
AP	Sessom	Layup	8:23	Alston	6:00	at MU					
MVSU	Manuel	Jumper	9:43	Lewis	7:28	TAMU					
ARK	Sessom	Layup	9:50	Gibson	6:22						
at ALA	Sessom	Jumper	9:49	Hart	4:31						
at AU	Sisk	Jumper	8:31	Alston	9:08						

## THE LAST TIME ...

## AN OLE MISS TEAM...

Scored 100+ points at home ..... 103 vs. Alabama A&M (Dec. 29, 2015)  
 Scored 100+ points on the road ..... 102 at LSU (Feb. 7, 2010)  
 Scored 100+ points and lost ..... Never Happened  
 Scored 110+ points ..... 110 vs. Rice (Nov. 18, 2005)  
 Won an overtime game ..... 79-71 vs. Southeastern Louisiana (Dec. 29, 2014)  
 Lost an overtime game ..... 72-70 at Mississippi State (Feb. 23, 2014)  
 Won a double overtime game ..... 90-87 at Arkansas (Feb. 4, 2007)  
 Lost a double overtime game ..... 64-57 at Hawai'i (Nov. 27, 2010)  
 Played a triple overtime game ..... W, 102-101 (3OT) at LSU (Feb. 7, 2010)  
 Played a four-overtime game ..... L, 81-86 vs. Arkansas State (Dec. 7, 2001)  
 Won an NCAA Tournament game ..... 90-82 vs. Oklahoma (Mar. 25, 2007)  
 Won a WNIT game ..... 63-48 vs. Georgia Tech (Mar. 22, 2015)  
 Won an SEC Tournament game ..... 63-62 vs. Arkansas (Mar. 5, 2014)  
 Made 40+ field goals ..... 40 vs. Alabama A&M (Dec. 29, 2015)  
 Made 50+ field goals ..... 51 vs. Missouri-St. Louis (Jan. 10, 1983)  
**Made 10+ three-point field goals ..... 12 vs. La-Monroe (Dec. 10, 2016)**  
**Had 20+ rebound margin ..... 25 vs. Jackson State (Dec. 1, 2016)**  
 Had 25+ rebound margin ..... 28 vs. Nicholls State (Nov. 20, 2010)  
 Had 30+ rebound margin ..... 31 vs. Centenary (Dec. 29, 2009)  
**Had 50+ rebounds ..... 50 vs. Arkansas (Jan. 1, 2017)**  
 Had 60+ rebounds ..... 61 vs. Jacksonville State (Nov. 8, 2013)  
 Had 70+ rebounds ..... 70 vs. Mississippi University for Women (Jan. 26, 1979)  
 Had three players with 10+ rebounds  
 ..... Robertson (10), Lewis (10), Thomas (10) at Sam Houston State (Nov. 17, 2009)  
 Attempted 30+ free throws ..... 38 at Florida (Jan. 8, 2015)  
 Attempted 35+ free throws ..... 38, at Florida (Jan. 8, 2015)  
 Attempted 40+ free throws ..... 41 vs. Southeastern La. (Nov. 9, 2012)  
 Attempted 45+ free throws ..... 46 at Rice (Nov. 17, 2006)  
 Attempted 50+ free throws ..... 50 vs. Mississippi University for Women (Jan. 24, 1976)  
 Made 25+ free throws ..... 25 at Florida (Jan. 8, 2015)  
 Made 30+ free throws ..... 34 at UAB (Nov. 12, 2006)  
 Made 35+ free throws ..... 36 vs. Mississippi University for Women (Jan. 24, 1976)  
**Had 25+ assists ..... 25 vs. La-Monroe (Dec. 10, 2016)**  
 Had 30+ assists ..... 31 vs. Winston-Salem State (Dec. 20, 2009)  
 Had 35+ assists ..... 35 vs. Mississippi State (Feb. 16, 1985)  
 Had 25+ turnovers ..... 30 at LSU (Jan. 29, 2015)  
 Had 35+ turnovers ..... 36 at No. 6 Kentucky (Feb. 2, 2012)  
**Forced 25+ turnovers ..... 25 at No. 16 West Virginia (Dec. 4, 2016)**  
**Forced 30+ turnovers ..... 31 vs. La.-Monroe (Dec. 10, 2016)**  
 Forced 35+ turnovers ..... 40 vs. Mississippi Valley (Dec. 28, 2016)  
**Forced 45+ turnovers ..... 46 vs. Mississippi Valley State (Nov. 16, 2014)**  
**Had 15+ steals ..... 20 vs. La-Monroe (Dec. 10, 2016)**  
**Had 20+ steals ..... 24 vs. Mississippi Valley (Dec. 28, 2016)**  
 Had 25+ steals ..... 25 vs. Alabama (Mar. 1, 2007)  
**Blocked 5+ shots ..... 6 vs. Tennessee (Jan. 12, 2017)**  
 Blocked 10+ shots ..... 11 vs. Memphis (Nov. 19, 1998)  
 Scored 50 points or less ..... 49 at Arkansas (Feb. 28, 2016)  
 Scored 40 points or less ..... 37 at Alabama (Feb. 4, 2016)  
 Scored 50 or fewer and won ..... 46-45 vs. Auburn (Jan. 25, 1984)  
**Beat a ranked team ..... 83-67 vs. No. RV/25 Oregon (Dec. 14, 2016)**  
 Beat a ranked team on the road ..... 69-65 at No. 23/24 Arkansas (Jan. 23, 2011)  
**Kept every player on a team out of double figures ..... vs. Mississippi Valley (Dec. 28, 2016)**  
**Had all five starters score in double figures ..... vs. Jacksonville State (Nov. 17, 2016)**  
**Had five+ players score in double figures ..... 5 vs. Jackson State (Dec. 1, 2016)**  
 Had no players score in double figures ..... vs. No. 6 Tennessee (Feb. 12, 2015)  
 Overcame a 10-point+ halftime deficit to win ..... 11 vs. Jacksonville State (Nov. 8, 2013)  
 Overcame a 15-point+ halftime deficit to win ..... 16 vs. Vanderbilt (Jan. 2, 2011)

## AN OLE MISS PLAYER...

Scored 20+ points ..... 21, Madinah Muhammad, vs. Tennessee (Jan. 12, 2017)  
 Scored 30+ points ..... 36, Torri Lewis vs. New Orleans (Dec. 14, 2015)  
 Scored 40+ points ..... 42, Bianca Thomas vs. LSU (Jan. 17, 2010)  
 Attempted 15+ field goals ..... 17, Madinah Muhammad vs. Tennessee (Jan. 12, 2017)  
 Attempted 20+ field goals ..... 21, Shandricka Sessom vs High Point (Nov. 20, 2016)  
 Attempted 25+ field goals ..... 25, Valencia McFarland at Mississippi State (Feb. 23, 2014)  
**Recorded a double-double ..... Sessom (14 pts, 11 rebs) vs. Tennessee (Jan. 12, 2017)**  
 Recorded a triple-double .....  
 ..... Kayla Melson, 11 pts., 11 rbs. & 11 assists vs. Southeastern Louisiana (Nov. 13, 2009)  
**Had 10+ assists ..... 10, Erika Sisk vs. Arkansas (Jan. 1, 2017)**  
 Had 15+ assists ..... 15, Kim Bullard vs. Middle Tennessee (Dec. 21, 1985)  
**Had 5+ blocks ..... 5, Taylor Manuel vs. Mississippi Valley State (Dec. 28, 2016)**

Had 10+ blocks ..... Never Happened  
**Had 5+ steals ..... 6, Erika Sisk vs. Mississippi Valley (Dec. 28, 2016)**  
 Had 10+ steals ..... 12, Armintie Price vs. Illinois (Dec. 2, 2006)  
 Had 15+ rebounds ..... 18, Bretta Hart vs. Western Kentucky (Dec. 2, 2015)  
 Had 20+ rebounds ..... 20, Armintie Price at Mississippi State (Jan. 26, 2006)  
 Made 15+ field goals ..... 17, Jennifer Gillom vs. Memphis (Dec. 10, 1985)  
 Made 10+ free throws ..... 10, Madinah Muhammad vs. Mississippi State (Feb. 21, 2016)  
 Made 15+ free throws ..... 15, Tia Faleru at Kentucky (Feb. 13, 2014)  
 Attempted 10+ free throws ..... 11, Madinah Muhammad vs. Mississippi State (Feb. 21, 2016)  
 Attempted 15+ free throws ..... 15, Tia Faleru, at Missouri (Feb. 15, 2015)  
 Attempted 20+ free throws ..... 23, Tia Faleru at Kentucky (Feb. 13, 2014)  
 Made 5+ three-pointers ..... 5, Shequila Joseph vs. Kentucky (Jan. 21, 2016)  
 Made 10+ three-pointers ..... 10, Torri Lewis vs. New Orleans (Dec. 14, 2015)  
 Attempted 10+ three-pointers ..... 12, Madinah Muhammad at Georgia (Feb. 7, 2016)  
 Attempted 15+ three-pointers ..... 22, Torri Lewis vs. New Orleans (Dec. 14, 2015)  
 Had 10+ offensive rebounds ..... 11, Tia Faleru vs. Southern (Nov. 20, 2014)  
 Had 10+ defensive rebounds ..... 10, Bretta Hart vs. UL-Lafayette (Nov. 15, 2015)  
 Had 20+ points and 20+ rebounds .....  
 ..... Armintie Price, 22 points & 20 rebounds at Miss. State (Jan. 26, 2006)  
 Had a double-double in two straight games .....  
 ..... Shandricka Sessom vs. Tulane (Dec. 16, 2015) & vs. McNeese State (Dec. 19, 2015)  
 Had a double-double in three straight games .....  
 ..... Tia Faleru vs. Alabama A&M (Dec. 20, 2014) & vs. Southeastern La. (Dec. 29, 2014)  
 ..... vs. Arkansas (Jan. 2, 2015)  
 Had a double-double in four straight games .....  
 ..... Tia Faleru vs. Alabama A&M (Dec. 20, 2014) & vs. Southeastern La. (Dec. 29, 2014)  
 ..... vs. Arkansas (Jan. 2, 2015), at Kentucky (Jan. 4, 2015)  
 Had a double-double in five straight games .....  
 ..... Tia Faleru vs. Alabama A&M (Dec. 20, 2014) & vs. Southeastern La. (Dec. 29, 2014)  
 ..... vs. Arkansas (Jan. 2, 2015), at Kentucky (Jan. 4, 2015), at Florida (Jan. 8, 2015)  
 Had a double-double in seven straight games ..... Armintie Price, Jan. 14-Feb. 8, 2007  
 Had 10+ double-doubles in a season ..... 14 Tia Faleru, 2014-15 season  
 Shot 100% from the floor (min. 5) ..... Monique Jackson, 5-for-5 at Arkansas (Jan. 19, 2014)  
**Played 40 minutes ..... Erika Sisk at Auburn (Jan. 8, 2017)**  
 Played over 40 minutes ..... 45, McFarland, 43 McCray, 41, Moore, vs. Auburn  
 ..... (Mar. 2, 2014)  
**Fouled out ..... Bretta Hart vs Tennessee (Jan. 12, 2017)**

## AN OLE MISS OPPONENT...

Scored 100+ points ..... 108 (Feb. 13, 2014 at Kentucky)  
 Scored 100+ points in Oxford ..... Never Happened  
 Made 40+ field goals ..... 42 (Jan. 16, 2003 at Georgia)  
 Made 10+ three-pointers ..... 14 (Nov. 22, 2015 at Middle Tennessee)  
 Had 50+ rebounds ..... 50 (Jan. 31, 2016 vs. Missouri)  
 Had 60+ rebounds ..... 62 (Jan. 10, 2016 vs. Florida)  
 Had 20+ rebounding margin ..... 20 (Jan. 30, 2011 at Vanderbilt)  
 Had 25+ rebounding margin ..... 28 (Jan. 31, 2016 vs. Missouri)  
**Attempted 35+ free throws ..... 50 (Jan. 5, 2017 at Alabama)**  
**Made 30+ free throws ..... 36 (Jan. 5, 2016 at Alabama)**  
**Had 25+ turnovers ..... 40 (Dec. 28, 2016 vs. Mississippi Valley)**  
 Had 20+ steals ..... 22 (Jan. 29, 2015 at LSU)  
 Had 30+ assists ..... 33 (Jan. 16, 2003 at Georgia)  
 Scored 50 points or less ..... 41 (Dec. 1, 2016 vs. Jackson State)  
 Scored 40 points or less ..... 30 (Dec. 28, 2016 vs. Mississippi Valley State)

## AN OLE MISS OPPONENT'S PLAYER...

Scored 20+ points ..... 23, Jamie Nared (Jan. 12, 2017 vs Tennessee)  
 Scored 30+ points ..... 31, Jessica Jackson (Jan. 19, 2014 at Arkansas)  
 Scored 40+ points ..... 43, Nina Davis (Dec. 7, 2014 vs Baylor)  
 Attempted 15+ field goals ..... 18, Jamie Nared (Jan. 12, 2017 vs Auburn)  
 Attempted 25+ field goals ..... 29, Britney Washington (Nov. 20, 2014 vs. Southern)  
**Made 10+ field goals ..... 10, Ruthy Hebard (Dec. 14, 2016 vs. No. 25 Oregon)**  
 Made 8 + three-pointers ..... 8, Chelsie Wiley (Dec. 20, 2008 at UCF)  
**Made 10+ free throws ..... 11, Meoshanti Knight (Jan. 5, 2017 at Alabama)**  
 Had 15+ rebounds ..... 15, Shacobia Barbee (Feb. 7, 2016 at Georgia)  
 Had 20+ rebounds ..... 23, Martha Alwal (Feb. 24, 2014 at Mississippi State)  
**Had 10+ assists ..... 13, Janiah McKay (Jan. 8, 2017 vs. Auburn)**  
 Had 8+ steals ..... 8, Maurita Reid (Dec. 15, 2007 at Miami)  
 Had 5+ blocks ..... 5, Aja Wilson (Feb. 25 2016 vs South Carolina)  
**Recorded a double-double ..... Diamond DeShields, 13 pts, 12 rebs (Jan. 12, 2017 vs Tennessee)**  
 Recorded a triple-double ..... Kaihla Szunko, 21 points, 16 rebounds,  
 ..... 10 steals (Dec. 18, 2010 at Central Michigan)  
 \* Game called with 5:24 left in the second half due to rain on the floor.



# 1 - BREE GLOVER

G • 5-10 • FR. • HS

GLASGOW, KY. (GLASGOW)

MAJOR: ELEMENTARY EDUCATION

## SEASON HIGHS

**Points:** 6, vs. La-Monroe, 12/10/16

**Rebounds:** 4, vs. La.-Monroe, 12/10/16

**Assists:** 2, 2x last vs. La-Monroe, 12/10/16

**Steals:** 3, vs. La.-Monroe, 12/10/16

**Blocks:** 1, 2x, last vs. La.-Monroe, 12/10/16

**Field Goals:** 2, vs. La.-Monroe, 12/10/16

**Free Throws:** 2, 2x, last vs. La.-Monroe, 12/10/16

**Three Pointers:**

## CAREER HIGHS

**Points:** 6, vs. La-Monroe, 12/10/16

**Rebounds:** 4, vs. La.-Monroe, 12/10/16

**Assists:** 2, 2x last vs. La-Monroe, 12/10/16

**Steals:** 3, vs. La.-Monroe, 12/10/16

**Blocks:** 1, 2x, last vs. La.-Monroe, 12/10/16

**Field Goals:** 2, vs. La.-Monroe, 12/10/16

**Free Throws:** 2, 2x, last vs. La.-Monroe, 12/10/16

**Three Pointers:**

## MISCELLANEOUS

**Double-Figure Points:**

**Double-Figure Rebounds:**

**Double-Doubles:**

**5+ Rebounds:**

**5+ Assists:**

**Led Team in Points:**

**Led Team in Rebounds:**

**Led Team in Assists:**

## GLOVER NOTEBOOK

SEC RANKS:

NCAA RANKS:

ACCOLADES:

LAST GAME: DNP - Coaches Decision

- Career day vs. La-Monroe with career highs in pts (6), rebounds (4) and field goal (2)
- 5-10 wing player ranked 86th in her class and the No. 14 ranked wing player in the class of 2016 according to ESPN HoopGurlz and earned a No. 30 ranking from Prospects Nation
- *Louisville Courier Journal*/first team all-state selection as a senior
- Senior year averaged 25.0 points, 10.2 rebounds, 3.9 blocks and 3.3 assists
- 
- 

## 2016-17 GAME-BY-GAME STATS// BREE GLOVER

Opponent	Date	gs	min	Total		3-Pointers		Free throws		Rebounds				pf	a	t/o	blk	stl	pts	avg
				fg-fga	pct	3fg-fga	pct	ft-fa	pct	off	def	tot	avg							
SOUTHEASTERN LOUISIANA	11/11/16	14	1-2	.500	0-0	.000	2-3	.667	0	2	2	2.0	2	2	2	1	0	4	4.0	
LIPSCOMB	11/13/16	5	0-0	.000	0-0	.000	1-2	.500	1	1	2	2.0	1	0	0	0	0	1	2.5	
JACKSONVILLE STATE	11/17/16	dnp	-	-	-	-	-	-	-	-	-	-	-	-	-	-	-	-	-	
HIGH POINT	11/20/16	4	0-0	.000	0-0	.000	0-0	.000	0	0	0	1.3	0	0	1	0	0	0	1.7	
vs Wisconsin	11/26/16	2	0-0	.000	0-0	.000	0-0	.000	0	0	0	1.0	0	0	0	0	0	0	1.3	
at UNLV	11/27/16	dnp	-	-	-	-	-	-	-	-	-	-	-	-	-	-	-	-	-	
JACKSON STATE	12/1/16	13	0-4	.000	0-0	.000	0-0	.000	0	3	3	1.4	1	0	3	0	0	0	1.0	
at West Virginia	12-4-16	dnp	-	-	-	-	-	-	-	-	-	-	-	-	-	-	-	-	-	
ULM	12/10/16	15	2-7	.286	0-2	.000	2-2	1.000	3	1	4	1.8	2	2	2	1	3	6	1.8	
OREGON	12/14/16	dnp	-	-	-	-	-	-	-	-	-	-	-	-	-	-	-	-	-	
VCU	12/17/16	5	1-1	1.000	1-1	1.000	0-0	.000	0	0	0	1.6	0	0	0	0	0	3	2.0	
AUSTIN PEAY	12/20/16	6	0-1	.000	0-0	.000	0-0	.000	0	0	0	1.4	0	0	1	0	0	0	1.8	
MISSISSIPPI VALLEY	12/28/16	2	0-0	.000	0-0	.000	0-0	.000	0	0	0	1.2	0	0	0	0	0	0	1.6	
ARKANSAS	01/01/17	dnp	-	-	-	-	-	-	-	-	-	-	-	-	-	-	-	-	-	
at Alabama	01/05/17	dnp	-	-	-	-	-	-	-	-	-	-	-	-	-	-	-	-	-	
at Auburn	1/8/17	dnp	-	-	-	-	-	-	-	-	-	-	-	-	-	-	-	-	-	
TENNESSEE	01/12/17	dnp	-	-	-	-	-	-	-	-	-	-	-	-	-	-	-	-	-	
Totals		0	66	4-15	.267	1-3	.333	5-7	.714	4	7	11	1.2	6	4	9	2	3	14	1.6

Games played: 9  
Minutes/game: 7.3  
Points/game: 1.6  
FG Pct: 26.7  
3FG Pct: 33.3  
FT Pct: 71.4

Rebounds/game: 1.2  
Assists/game: 0.4  
Turnovers/game: 1.0  
Assist/turnover ratio: 0.4  
Steals/game: 0.3  
Blocks/game: 0.2





5 - ERIKA SISK

G • 5-9 • SR. • 2L

OXFORD, MISS. (OXFORD/MURRAY STATE)  
MAJOR: GENERAL STUDIES (DEC. GRADUATE)

SEASON HIGHS

- Points: 16, vs. Austin Peay, 12/20/16
- Rebounds: 9, vs. Lipscomb, 11/13/16
- Assists: 10, 2x, last vs. Arkansas, 1/1/17
- Steals: 6, vs. Mississippi Valley State, 12/28/16
- Blocks: 1, 3x, last vs. Wisconsin, 11/26/16
- Field Goals: 7, vs. Lipscomb, 11/13/16
- Free Throws: 5, vs. Jacksonville State, 11/17/16
- Three Pointers: 2, vs. Jacksonville State, 11/17/16

CAREER HIGHS

- Points: 29, vs. Tennessee State, 2/11/13
- Rebounds: 9, 2x, last vs. Lipscomb, 11/13/16
- Assists: 10, 2x, last vs. Arkansas, 1/1/17
- Steals: 8, vs. McNeese State, 12/19/15
- Blocks: 1, 8x, last vs Wisconsin, 11/26/16
- Field Goals: 10,2x, last vs. Tennessee State, 2/11/13
- Free Throws:10, vs. LSU, 2/26/15
- Three Pointers: 3, 4x, last vs. Florida, 1/10/16

MISCELLANEOUS

- Double-Figure Points: 7
- Double-Figure Rebounds:
- Double-Doubles:
- 5+ Rebounds: 2
- 5+Assists: 9
- Led Team in Points: 1
- Led Team in Rebounds: 1
- Led Team in Assists: 11

SISK NOTEBOOK

- SEC RANKS: Assists (2nd-5.1), Steals/Gm (T4th-2.4); Assist/TO Ratio (7th-1.9)  
NCAA RANKS: Assists (39th-86), Assists/Gm (4351st-5.1), Steals (46th-41); Steals/Gm (68th-2.4), Assist/TO Ratio (92nd-1.91)  
ACCOLADES:  
LAST GAME: 9 pts, 3 rebs, 2 asst 1 stl in 26 minutes vs. Tennessee
- First Ole Miss player to play 40 minutes this season (at Auburn)
  - Earned 1,000th career point against Jackson State (includes Murray State numbers); Ole Miss' 27th 1,000-point scorer
  - Has twice posted 10 assists this season; averaging 5.1 assists/gm which ranks No. 2 in the SEC; had a streak of five straight games of 5+ assists and is averaging 5.5 apg in SEC action
  - No. 3 on the SEC active steals list (197) and No. 7 on the steals list (Only includes numbers from Ole Miss, 2014-17)
  - Earned her 300th career assist vs. Mississippi Valley State
  - 15 steals from cracking the top 5 all-time at Ole Miss with 230 career steals
  - Will serve as team captain along with sophomore Alissa Alston and junior Shandricka Sessom
  - Played 100th career game at West Virginia
  - Graduated in December with a degree in General Studies

2016-17 GAME-BY-GAME STATS// ERIKA SISK

Opponent	Date	gs	min	Total		3-Pointers		Free throws		Rebounds				pf	a	t/o	blk	stl	pts	avg	
				fg-fga	pct	3fg-fga	pct	ft-fa	pct	off	def	tot	avg								
SOUTHEASTERN LOUISIANA	11/11/16	*	33	3-7	.429	1-4	.250	0-0	.000	2	3	5	5.0	2	7	5	0	2	7	7.0	
LIPSCOMB	11/13/16	*	30	7-11	.636	0-0	.000	0-3	.000	3	6	9	7.0	4	4	0	1	2	14	10.5	
JACKSONVILLE STATE	11/17/16	*	35	4-11	.364	2-3	.667	5-8	.625	1	3	4	6.0	1	6	2	1	5	15	12.0	
HIGH POINT	11/20/16	*	37	5-13	.385	0-1	.000	1-2	.500	5	3	8	6.5	1	8	2	0	1	11	11.8	
vs Wisconsin	11/26/16	*	24	4-5	.800	1-1	1.000	0-2	.000	0	3	3	5.8	2	1	4	1	2	9	11.2	
at UNLV	11/27/16	*	26	1-5	.200	0-1	.000	1-3	.333	0	3	3	5.3	2	3	4	0	2	3	9.8	
JACKSON STATE	12/1/16	*	20	4-6	.667	0-0	.000	4-8	.500	4	1	5	5.3	3	6	3	0	2	12	10.1	
at West Virginia	12-4-16	*	25	5-7	.714	0-0	.000	1-1	1.000	2	0	2	4.9	4	3	2	0	0	11	10.3	
ULM	12/10/16	*	18	4-10	.400	1-3	.333	4-4	1.000	1	2	3	4.7	2	3	2	0	4	13	10.6	
OREGON	12/14/16	*	25	3-10	.300	0-3	.000	2-2	1.000	1	1	2	4.4	0	7	3	0	3	8	10.3	
VCU	12/17/16	*	25	3-6	.500	1-2	.500	1-2	.500	1	1	2	4.2	0	10	5	0	1	8	10.1	
AUSTIN PEAY	12/20/16	*	32	6-13	.462	0-1	.000	4-6	.667	0	2	2	4.0	0	1	1	0	3	16	10.6	
MISSISSIPPI VALLEY	12/28/16	*	22	3-7	.429	1-1	1.000	0-2	.000	0	1	1	3.8	0	5	3	0	6	7	10.3	
ARKANSAS	01/01/17	*	27	3-6	.500	0-2	.000	1-2	.500	2	2	4	3.8	1	10	2	0	1	7	10.1	
at Alabama	01/05/17	*	18	2-4	.500	0-1	.000	2-3	.667	1	0	1	3.6	5	5	3	0	4	6	9.8	
at Auburn	1/8/17	*	40	4-9	.444	1-3	.333	0-0	.000	0	3	3	3.6	0	5	2	0	2	9	9.8	
TENNESSEE	01/12/17	*	26	3-8	.375	0-1	.000	3-4	.750	0	3	3	3.5	3	2	2	0	1	9	9.7	
Totals			17	463	64-138	.464	8-27	.296	29-52	.558	23	37	60	3.5	30	86	45	3	41	165	9.7

Games played: 17	Rebounds/game: 3.5
Minutes/game: 27.2	Assists/game: 5.1
Points/game: 9.7	Turnovers/game: 2.6
FG Pct: 46.4	Assist/turnover ratio: 1.9
3FG Pct: 29.6	Steals/game: 2.4
FT Pct: 55.8	Blocks/game: 0.2

CAREER STATISTICS \*THESE STATS INCLUDE SISK'S TIME AT MURRAY STATE (DIFFERENT FROM CAREER SUMMARY IN BACK OF NOTES)

ERIKA SISK'S CAREER STATISTICS											
Year	GP-GS	FG-FGA	Pct.	3P-A	Pct.	FT-FTA	Pct.	Reb-Avg	Pts.-Avg.	A	B S
2012-13*	29-29	127-371	.342	34-131	.260	107-158	.677	100-3.4	395-13.6	61	2 53
2014-15	33-33	97-289	.336	15-95	.158	93-140	.664	103-3.0	302-9.2	94	4 73
2015-16	30-28	81-237	.342	10-50	.200	67-95	.705	93-3.1	239-8.0	83	0 66
2016-17	17-17	64-138	.464	8-27	.296	29-52	.558	60-3.5	165-9.7	86	3 41
TOTALS	109-107	369-1035	.382	67-303	.221	296-445	.665	356-3.3	1101-10.1	324	9 233
*FROM MURRAY STATE											



## 10 - CECILIA MUHATE

F/C • 6-2 • SO. • 1L

MADRID, SPAIN (ARTURO SORIA)

MAJOR: PSYCHOLOGY

### SEASON HIGHS

**Points:** 6, vs. Southeastern La., 11/11/16

**Rebounds:** 7, 2x, last vs. La-Monroe, 12/10/16

**Assists:** 1, 2x, last vs. La-Monroe, 12/10/16

**Steals:** 1, 2x, last vs. Jacksonville State, 11/17/16

**Blocks:** 1, 3x, last vs. Mississippi Valley State, 12/28/16

**Field Goals:** 2 vs. Southeastern La, 11/11/16

**Free Throws:** 3, vs. La-Monroe, 12/10/16

**Three Pointers:**

### CAREER HIGHS

**Points:** 8, at South Carolina, 1/28/16

**Rebounds:** 9, vs. Florida, 1/10/16

**Assists:** 2, 3x, last at Georgia, 2/7/16

**Steals:** 2, vs. Missouri State, 11/19/15

**Blocks:** 2, 2x, last at Alabama, 2/4/16

**Field Goals:** 4, at South Carolina, 1/28/16

**Free Throws:** 3, vs. La-Monroe, 12/10/16

**Three Pointers:**

### MISCELLANEOUS

**Double-Figure Points:**

**Double-Figure Rebounds:**

**Double-Doubles:**

**5+ Rebounds:** 3

**5+ Assists:**

**Led Team in Points:**

**Led Team in Rebounds:** 2

**Led Team in Assists:**

### MUHATE NOTEBOOK

**SEC RANKS:**

**NCAA RANKS:**

**ACCOLADES:**

**LAST GAME:** 1 reb in 4 minutes vs. Tennessee

- Has grabbed a rebound in five of the last seven games
- Has posted three games of 5+ rebounds; tied season-high with 7 rebs vs. La.-Monroe (Dec. 10)
- Averaged 2.1 ppg, 2.9 rpg in 23 appearances as a freshman in 2015-16. Made one start vs. Missouri State (11/19/16)
- Joins Shequela Joseph as internationals on the Ole Miss squad hailing from Madrid, Spain
- In summer of 2015 was a member of Spain's U18 national team which won gold at the Euro Championships
- 
- 
- 
- 
- 
- 

### 2016-17 GAME-BY-GAME STATS//CECILIA MUHATE

Opponent	Date	gs	min	Total		3-Pointers		Free throws		Rebounds				pf	a	t/o	blk	stl	pts	avg
				fg-fga	pct	3fg-fga	pct	ft-fa	pct	off	def	tot	avg							
SOUTHEASTERN LOUISIANA	11/11/16	12	2-4	.500	0-0	.000	0-0	2-2	1.000	1	6	7	7.0	2	0	3	1	0	6	6.0
LIPSCOMB	11/13/16	10	0-2	.000	0-0	.000	0-0	.000	.000	1	2	3	5.0	1	1	1	0	1	0	3.0
JACKSONVILLE STATE	11/17/16	4	0-0	.000	0-0	.000	0-0	.000	.000	0	1	1	3.7	2	0	0	0	1	0	2.0
HIGH POINT	11/20/16	3	0-0	.000	0-0	.000	0-0	.000	.000	0	0	0	2.8	0	0	0	0	0	0	1.5
vs Wisconsin	11/26/16	7	0-0	.000	0-0	.000	0-0	.000	.000	1	2	3	2.8	1	0	3	0	0	0	1.2
at UNLV	11/27/16	dnp	-	-	-	-	-	-	-	-	-	-	-	-	-	-	-	-	-	-
JACKSON STATE	12/1/16	18	1-2	.500	0-0	.000	0-0	0-2	.000	1	4	5	3.2	3	0	0	0	0	2	1.3
at West Virginia	12-4-16	2	0-1	.000	0-0	.000	0-0	.000	.000	0	0	0	2.7	0	0	0	0	0	0	1.1
ULM	12/10/16	19	1-5	.200	0-0	.000	0-0	3-6	.500	4	3	7	3.3	1	1	1	0	0	5	1.6
OREGON	12/14/16	2	0-1	.000	0-0	.000	0-0	.000	.000	0	0	0	2.9	0	0	0	0	0	0	1.4
VCU	12/17/16	8	1-1	1.000	0-0	.000	0-0	.000	.000	0	2	2	2.8	1	0	0	1	0	2	1.5
AUSTIN PEAY	12/20/16	11	0-0	.000	0-0	.000	0-0	.000	.000	0	2	2	2.7	3	0	0	0	0	0	1.4
MISSISSIPPI VALLEY	12/28/16	10	1-4	.250	0-0	.000	0-0	.000	.000	3	1	4	2.8	1	0	0	1	0	2	1.4
ARKANSAS	01/01/17	4	0-1	.000	0-0	.000	0-0	.000	.000	0	0	0	2.6	0	0	0	0	0	0	1.3
at Alabama	01/05/17	6	0-0	.000	0-0	.000	0-0	.000	.000	2	0	2	2.6	0	0	0	0	0	0	1.2
at Auburn	1/8/17	3	0-1	.000	0-0	.000	0-0	.000	.000	0	0	0	2.4	0	0	0	0	0	0	1.1
TENNESSEE	01/12/17	4	0-1	.000	0-0	.000	0-0	.000	.000	0	1	1	2.3	0	0	0	0	0	0	1.1
Totals		0	123	6-23	.261	0-0	.000	5-10	.500	13	24	37	2.3	15	2	8	3	2	17	1.1

Games played: 16

Minutes/game: 7.7

Points/game: 1.1

FG Pct: 26.1

FT Pct: 50.0

Rebounds/game: 2.3

Assists/game: 0.1

Turnovers/game: 0.5

Assist/turnover ratio: 0.3

Steals/game: 0.1

Blocks/game: 0.2



## 11 - SHEQUILA JOSEPH

**F • 6-3 • SR. • 3L**

**LONDON, ENGLAND (BARKING ABBEY)**

**MAJOR: EXERCISE SCIENCE**

### SEASON HIGHS

**Points:** 16, at Auburn, 1/8/17

**Rebounds:** 13, vs. Arkansas, 1/1/17

**Assists:** 2, 6x last vs. Arkansas, 1/1/17

**Steals:** 4, vs. Arkansas, 1/1/17

**Blocks:** 2, vs. La-Monroe, 12/10/16

**Field Goals:** 7, vs. Arkansas, 1/1/17

**Free Throws:** 4, at Auburn, 1/8/17

**Three Pointers:** 3 vs. Jacksonville State, 11/17/16

### CAREER HIGHS

**Points:** 21, 2x last vs. Kentucky, 1/21/16

**Rebounds:** 13, vs. Arkansas, 1/1/17

**Assists:** 8, vs. South Alabama, 12/14/14

**Steals:** 4, vs. Arkansas, 1/1/17

**Blocks:** 3, at Kentucky, 1/4/15

**Field Goals:** 8, 2x last vs. Kentucky, 1/21/16

**Free Throws:** 7, vs. Missouri, 1/2/14

**Three Pointers:** 5, 2x, last vs. Kentucky, 1/21/16

### MISCELLANEOUS

**Double-Figure Points:** 3

**Double-Figure Rebounds:** 3

**Double-Doubles:** 1

**5+ Rebounds:** 11

**5+ Assists:**

**Led Team in Points:** 2

**Led Team in Rebounds:** 6

**Led Team in Assists:**

### JOSEPH NOTEBOOK

**SEC RANKS:**

**NCAA RANKS:**

**ACCOLADES:**

**LAST GAME:** 7 pts, 7 rebs, 1 asst in 30 minutes vs. Tennessee

- Third game in double figures with a season-high 16 pts at Auburn; second game in double figures in last four games
- Averaging 10.5 ppg in SEC games, 4.9 ppg more than her current season average and 8.0 rpg in SEC games
- Career night vs. Arkansas, set career highs in rebounds (13) and steals (4)
- Recorded second career double-double and first of the season vs. Arkansas (15 pts, 13 rebs)
- Has recorded 5+ rebounds in 11 games and has three games with double figure rebounds
- Approaching 100th career 3-PT FG (95); has hit a triple in 10 of 17 games this season with games with multiple triples
- Ranks No. 8 on SEC active 3-PT FG's list (95)
- Played her 100th career game vs. UNLV
- Grabbed her 300th rebound against Lipscomb and scored her 500th career point against Southeastern La.
- Joins Bretta Hart as members of Matt Insell's first recruiting class at Ole Miss
- Hails from London England and is one of two internationals on the roster
- 

### 2016-17 GAME-BY-GAME STATS//SHEQUILA JOSEPH

				Total		3-Pointers		Free throws		Rebounds											
Opponent	Date	gs	min	fg-fga	pct	3fg-fga	pct	ft-fta	pct	off	def	tot	avg	pf	a	t/o	blk	stl	pts	avg	
SOUTHEASTERN LOUISI	11/11/16	*	15	1-2	.500	1-2	.500	1-2	.500	2	5	7	7.0	0	2	2	1	0	4	4.0	
LIPSCOMB	11/13/16	*	21	3-5	.600	2-3	.667	0-2	.000	5	2	7	7.0	2	2	0	0	2	8	6.0	
JACKSONVILLE STATE	11/17/16	*	34	5-10	.500	3-6	.500	0-0	.000	2	7	9	7.7	0	2	3	1	2	13	8.3	
HIGH POINT	11/20/16	*	29	2-10	.200	1-4	.250	2-4	.500	4	6	10	8.3	5	0	2	1	1	7	8.0	
vs Wisconsin	11/26/16	*	11	0-4	.000	0-1	.000	0-0	.000	3	0	3	7.2	3	0	1	0	1	0	6.4	
at UNLV	11/27/16	*	21	0-5	.000	0-4	.000	0-0	.000	0	2	2	6.3	1	1	2	0	1	0	5.3	
JACKSON STATE	12/1/16		13	2-3	.667	1-2	.500	0-0	.000	3	1	4	6.0	0	2	1	0	3	5	5.3	
at West Virginia	12-4-16	*	32	2-8	.250	1-3	.333	1-2	.500	6	5	11	6.6	2	1	0	0	0	6	5.4	
ULM	12/10/16	*	13	1-4	.250	0-1	.000	0-0	.000	1	4	5	6.4	0	0	0	0	2	2	5.0	
OREGON	12/14/16	*	14	1-4	.250	1-4	.250	0-0	.000	1	2	3	6.1	2	1	0	0	1	3	4.8	
VCU	12/17/16	*	17	3-4	.750	1-2	.500	0-0	.000	0	3	3	5.8	3	2	1	0	0	7	5.0	
AUSTIN PEAY	12/20/16	*	1	0-1	.000	0-1	.000	0-0	.000	0	0	0	5.3	0	0	0	0	0	0	4.6	
MISSISSIPPI VALLEY	12/28/16	*	16	0-4	.000	0-3	.000	0-0	.000	1	5	6	5.4	3	1	0	1	2	0	4.2	
ARKANSAS	01/01/17	*	39	7-13	.538	1-4	.250	0-0	.000	4	9	13	5.9	2	2	0	0	4	15	5.0	
at Alabama	01/05/17	*	23	2-6	.333	0-2	.000	0-0	.000	0	6	6	5.9	4	1	1	1	0	4	4.9	
at Auburn	1/8/17	*	33	5-10	.500	2-6	.333	4-4	1.000	3	3	6	5.9	2	1	2	1	2	16	5.6	
TENNESSEE	01/12/17	*	30	2-5	.400	0-0	.000	3-4	.750	5	2	7	6.0	3	1	1	0	0	7	5.7	
Totals			16	362	36-98	.367	14-48	.292	11-18	.611	40	62	102	6.0	32	19	16	8	21	97	5.7

Games played: 17  
 Minutes/game: 21.3  
 Points/game: 5.7  
 FG Pct: 36.7  
 3FG Pct: 29.2  
 FT Pct: 61.1

Rebounds/game: 6.0  
 Assists/game: 1.1  
 Turnovers/game: 0.9  
 Assist/turnover ratio: 1.2  
 Steals/game: 1.2  
 Blocks/game: 0.5



## 20 - MADINAH MUHAMMAD

G • 5-8 • SO. • 1L

CHICAGO, ILL. (WHITNEY YOUNG)

MAJOR: EXERCISE SCIENCE

### SEASON HIGHS

**Points:** 24, at UNLV, 11/27/16

**Rebounds:** 5, vs. UNLV, 11/27/16

**Assists:** 4, vs. La.-Monroe 12/10/16

**Steals:** 7, vs. Southeastern La. 11/11/16

**Blocks:** 1, 3x, last at Auburn, 1/8/17

**Field Goals:** 8, at UNLV, 11/27/16

**Free Throws:** 7, 2x last at Alabama, 1/5/17

**Three Pointers:** 4, 2x, last vs. La.-Monroe, 12/10/16

### CAREER HIGHS

**Points:** 24, at UNLV, 11/27/16

**Rebounds:** 5, vs. UNLV, 11/27/16

**Assists:** 4, 2x, last vs. La.-Monroe, 12/10/16

**Steals:** 7, vs. Southeastern La., 11/11/16

**Blocks:** 1, 8x, last vs. No. 25 Oregon, 12/14/16

**Field Goals:** 8, at UNLV, 11/27/16

**Free Throws:** 10, vs Mississippi State 2/21/16

**Three Pointers:** 4, 4x, last vs. La.-Monroe 12/10/16

### MISCELLANEOUS

**Double-Figure Points:** 9

**Double-Figure Rebounds:**

**Double-Doubles:**

**5+ Rebounds:**

**5+ Assists:**

**Led Team in Points:** 6

**Led Team in Rebounds:**

**Led Team in Assists:**

### MUHAMMAD NOTEBOOK

**SEC RANKS:** Free Throw Percentage (3rd-.845); Steals (11th-1.9); 3PT FGs Made (11th-1.6/Gm); Scoring (20th-13.7)

**NCAA RANKS:** Free Throw Percentage (56th-.845)

**ACCOLADES:**

**LAST GAME:** 21 pts, 1 rebs, 1 asst in 39 minutes vs. Tennessee

- In double figures in five of the last seven games with 21 points vs. Tennessee ; 5th 20-pt game of the year - most for an Ole Miss player
- Averaging 12.8 ppg in SEC play to lead Ole Miss
- Six games with multiple 3-PT FG's; including in four of the last six games. Averaging 1.6 3-PT FG's per game
- Tied career-high with 4 assists vs. La.-Monroe (Dec. 10) and posted career high five rebounds vs. UNLV (Nov. 27)
- New career high with 24 pts vs. UNLV; only Ole Miss player with back-to-back games of 20+ this season
- Set a career high in steals with a game-high 7 vs. Southeastern La.; also tied career high in field goals (7)
- Nine game 3-PT FG streak snapped after going 0-2 from long range at No. 16 West Virginia
- Has increased offensive production by 6.6 ppg from freshman to sophomore season

### 2016-17 GAME-BY-GAME STATS//MADINAH MUHAMMAD

				Total		3-Pointers		Free throws		Rebounds										
Opponent	Date	gs	min	fg-fga	pct	3fg-fga	pct	ft-fa	pct	off	def	tot	avg	pf	a	t/o	blk	stl	pts	avg
SOUTHEASTERN LOUISI	11/11/16	*	37	7-15	.467	1-6	.167	1-3	.333	1	2	3	3.0	1	2	3	1	7	16	16.0
LIPSCOMB	11/13/16	*	34	3-13	.231	1-7	.143	2-2	1.000	2	2	4	3.5	2	1	2	0	0	9	12.5
JACKSONVILLE STATE	11/17/16	*	36	2-5	.400	1-2	.500	7-8	.875	0	2	2	3.0	1	3	2	0	1	12	12.3
HIGH POINT	11/20/16	dnp		-	-	-	-	-	-	-	-	-	-	-	-	-	-	-	-	-
vs Wisconsin	11/26/16	*	35	7-20	.350	3-8	.375	5-7	.714	1	1	2	2.8	4	0	2	0	3	22	14.8
at UNLV	11/27/16	*	38	8-13	.615	4-6	.667	4-4	1.000	1	4	5	3.2	4	2	5	0	3	24	16.6
JACKSON STATE	12/1/16	*	20	2-8	.250	1-4	.250	0-0	.000	1	0	1	2.8	3	0	3	0	1	5	14.7
at West Virginia	12-4-16	*	28	1-7	.143	0-2	.000	2-2	1.000	1	2	3	2.9	5	0	2	0	3	4	13.1
ULM	12/10/16	*	33	5-12	.417	4-9	.444	7-9	.778	0	1	1	2.6	0	4	1	0	2	21	14.1
OREGON	12/14/16	*	34	5-13	.385	2-6	.333	6-6	1.000	2	2	4	2.8	1	2	3	1	1	18	14.6
VCU	12/17/16	dnp		-	-	-	-	-	-	-	-	-	-	-	-	-	-	-	-	-
AUSTIN PEAY	12/20/16	dnp		-	-	-	-	-	-	-	-	-	-	-	-	-	-	-	-	-
MISSISSIPPI VALLEY	12/28/16	*	23	4-12	.333	2-6	.333	0-0	.000	2	2	4	2.9	2	3	3	0	3	10	14.1
ARKANSAS	01/01/17	*	33	3-14	.214	2-7	.286	0-0	.000	1	1	2	2.8	3	3	1	0	0	8	13.5
at Alabama	01/05/17	*	28	6-12	.500	1-3	.333	7-9	.778	0	1	1	2.7	4	3	2	0	2	20	14.1
at Auburn	1/8/17	*	9	0-1	.000	0-1	.000	2-2	1.000	0	1	1	2.5	1	2	3	1	1	2	13.2
TENNESSEE	01/12/17	*	39	7-17	.412	1-5	.200	6-6	1.000	0	1	1	2.4	3	1	1	0	0	21	13.7
Totals		14	427	60-162	.370	23-72	.319	49-58	.845	12	22	34	2.4	34	26	33	3	27	192	13.7

Games played: 14  
Minutes/game: 30.5  
Points/game: 13.7  
FG Pct: 37.0  
3FG Pct: 31.9  
FT Pct: 84.5

Rebounds/game: 2.4  
Assists/game: 1.9  
Turnovers/game: 2.4  
Assist/turnover ratio: 0.8  
Steals/game: 1.9  
Blocks/game: 0.2





## 21 - CHRISHAE ROWE

G • 5-10 • JR. • TRANSFER

RIVERSIDE, CALIF. (KENTUCKY)

MAJOR: GENERAL STUDIES

### SEASON HIGHS

**Points:** 20, vs. Austin Peay, 12/20/16

**Rebounds:** 7, vs. Austin Peay, 12/20/16

**Assists:** 3, 2x, last at Auburn, 1/8/17

**Steals:** 3, 2x, last at Alabama, 1/5/17

**Blocks:** 1, vs. Mississippi Valley State, 12/28/16

**Field Goals:** 8, vs. Austin Peay, 12/20/16

**Free Throws:** 4, 2x, last vs. Austin Peay, 12/20/16

**Three Pointers:** 3, at Alabama, 1/5/17

### CAREER HIGHS

**Points:** 41, vs. Seattle, 2/4/13

**Rebounds:** 14, vs. Sacramento State, 11/17/13

**Assists:** 5, vs. Cal State - Northridge, 12/29/13

**Steals:** 5, 4x, last vs. Utah, 2/8/14

**Blocks:** 2, at Arizona State, 2/28/14

**Field Goals:** 12, 3x last vs. Utah, 2/8/14

**Free Throws:** 13, vs. Arizona State, 2/28/14

**Three Pointers:** 7, vs. Utah, 2/8/14

### MISCELLANEOUS

**Double-Figure Points:** 3

**Double-Figure Rebounds:**

**Double-Doubles:**

**5+ Rebounds:** 2

**5+ Assists:**

**Led Team in Points:** 2

**Led Team in Rebounds:**

**Led Team in Assists:** 1

### ROWE NOTEBOOK

SEC RANKS:

NCAA RANKS:

ACCOLADES: 2013-14 Pac-12 Freshman of the Year (at Oregon) by several publications; Pac-12 All Freshman Team (2014)

LAST GAME: DNP - Coaches Decision

- Scored 16 of her 18 points in the fourth quarter against Alabama
- Tallied her first 3-PT FG's of the season against Alabama, entered the game 0-7 from long range
- 250 points away from 1,000-point milestone
- Season-best 20 pts vs. Austin Peay; has led Ole Miss in scoring off the bench in two games
- Made her Ole Miss debut vs. No. 25 Oregon (Dec. 14) after sitting out the first semester due to NCAA transfer rules
- Was the 2013-14 Pac 12 Freshman of the Year at Oregon by several publications. Averaged 21.6 ppg and still holds the top three single-game scoring records for the Ducks (41 vs. Seattle, 39 vs. Arizona State and 38 vs. Utah)
- 
- 

### 2016-17 GAME-BY-GAME STATS//CHRISHAE ROWE

				Total		3-Pointers		Free throws		Rebounds											
Opponent	Date	gs	min	fg-fga	pct	3fg-fga	pct	ft-fita	pct	off	def	tot	avg	pf	a	t/o	blk	stl	pts	avg	
SOUTHEASTERN LOUISIANA	11/11/16	dnp	-	-	-	-	-	-	-	-	-	-	-	-	-	-	-	-	-	-	
LIPSCOMB	11/13/16	dnp	-	-	-	-	-	-	-	-	-	-	-	-	-	-	-	-	-	-	
JACKSONVILLE STATE	11/17/16	dnp	-	-	-	-	-	-	-	-	-	-	-	-	-	-	-	-	-	-	
HIGH POINT	11/20/16	dnp	-	-	-	-	-	-	-	-	-	-	-	-	-	-	-	-	-	-	
vs Wisconsin	11/26/16	dnp	-	-	-	-	-	-	-	-	-	-	-	-	-	-	-	-	-	-	
at UNLV	11/27/16	dnp	-	-	-	-	-	-	-	-	-	-	-	-	-	-	-	-	-	-	
JACKSON STATE	12/1/16	dnp	-	-	-	-	-	-	-	-	-	-	-	-	-	-	-	-	-	-	
at West Virginia	12-4-16	dnp	-	-	-	-	-	-	-	-	-	-	-	-	-	-	-	-	-	-	
ULM	12/10/16	dnp	-	-	-	-	-	-	-	-	-	-	-	-	-	-	-	-	-	-	
OREGON	12/14/16	11	2-6	.333	0-2	.000	2-3	.667	1	0	1	1.0	0	0	0	0	1	6	6.0		
VCU	12/17/16	22	5-13	.385	0-2	.000	4-6	.667	0	2	2	1.5	3	0	2	0	0	14	10.0		
AUSTIN PEAY	12/20/16	21	8-11	.727	0-0	.000	4-4	1.000	3	4	7	3.3	1	1	2	0	2	20	13.3		
MISSISSIPPI VALLEY	12/28/16	19	1-10	.100	0-3	.000	0-0	.000	3	3	6	4.0	2	3	2	1	3	2	10.5		
ARKANSAS	01/01/17	dnp	-	-	-	-	-	-	-	-	-	-	-	-	-	-	-	-	-	-	
at Alabama	01/05/17	21	7-17	.412	3-7	.429	1-2	.500	1	1	2	3.6	3	2	2	0	3	18	12.0		
at Auburn	1/8/17	16	1-4	.250	0-1	.000	0-0	.000	0	2	2	3.3	1	3	2	0	1	2	10.3		
TENNESSEE	01/12/17	dnp	-	-	-	-	-	-	-	-	-	-	-	-	-	-	-	-	-	-	
Totals		0	110	24-61	.393	3-15	.200	11-15	.733	8	12	20	3.3	10	9	10	1	10	62	10.3	

Games played: 6  
Minutes/game: 18.3  
Points/game: 10.3  
FG Pct: 39.3  
3FG Pct: 20.0  
FT Pct: 73.3

Rebounds/game: 3.3  
Assists/game: 1.5  
Turnovers/game: 1.7  
Assist/turnover ratio: 0.9  
Steals/game: 1.7  
Blocks/game: 0.2

### CAREER STATISTICS \*THESE STATS INCLUDE ROWE'S TIME AT OREGON (DIFFERENT FROM CAREER SUMMARY IN BACK OF NOTES)

#### CHRISHAE ROWE'S CAREER STATISTICS

Year	GP-GS	FG-FGA	Pct.	3P-A	Pct.	FT-FTA	Pct.	Reb-Avg	Pts.-Avg.	A	B	S
2013-14*	32-26	246-654	.376	81-263	.307	117-162	.722	212-6.6	690-21.6	45	10	72
2016-17	6-0	24-61	.393	3-15	.200	11-15	.733	20-3.3	62-10.3	9	1	10
TOTALS	38-26	270-715	.377	84-278	.302	128-177	.723	232-6.1	752-19.7	54	11	82

\*FROM OREGON



## 23 - SHANDRICKA SESSOM

G • 5-10 • JR. • 2L

BYHALIA, MISS. (BYHALIA)

MAJOR: EXERCISE SCIENCE

### SEASON HIGHS

**Points:** 26, vs. Lipscomb, 11/13/16

**Rebounds:** 11 vs. Jacksonville State, 11/17/16

**Assists:** 6, vs. La.-Monroe, 12/10/16

**Steals:** 5, at West Virginia, 12/4/16

**Blocks:** 3, at UNLV, 11/27/16

**Field Goals:** 11, vs. Lipscomb, 11/13/16

**Free Throws:** 3, at West Virginia, 12/4/16

**Three Pointers:** 4, 2x, last vs. La.-Monroe, 12/10/16

### CAREER HIGHS

**Points:** 28, vs. Arkansas-Pine Bluff, 12/6/15

**Rebounds:** 11, 2x, last vs. Jacksonville State, 11/17/16

**Assists:** 7, vs. Alabama A&M, 12/29/15

**Steals:** 5, 2x, last at West Virginia, 12/4/16

**Blocks:** 3, at UNLV, 11/27/16

**Field Goals:** 11, 3x, last vs. Lipscomb, 11/13/16

**Free Throws:** 7, at Middle Tennessee, 3/26/15

**Three Pointers:** 6, vs. Arkansas-Pine Bluff, 12/6/15

### MISCELLANEOUS

**Double-Figure Points:** 12

**Double-Figure Rebounds:** 3

**Double-Doubles:** 3

**5+ Rebounds:** 8

**5+Assists:**

**Led Team in Points:** 3

**Led Team in Rebounds:** 5

**Led Team in Assists:** 1

### SESSOM NOTEBOOK

**SEC RANKS:** 3-PT FG Made (T-8th-1.6), Scoring (26th-12.5)

**NCAA RANKS:**

**LAST GAME:** 14 pts, 11 rebs, 4 assts, 1 blk in 37 minutes vs. Tennessee

**ACCOLADES:** 2016 C Spire Gillom Trophy Finalist - Top collegiate WBB player in Mississippi; Member of SEC Women's Basketball Leadership Council; Allstate WBCA/NABC Good Works Team Nominee

- Second double-double in SEC play vs. Tennessee with 14 pts and 11 rebs, fourth double-double of the season and sixth career

- 13 games in double figures are the most this season for an Ole Miss player

- Approaching 1,000 career points, needs just 156 to hit the milestone and will need to average 13.0 ppg to reach the milestone during the regular season

- Six assists vs. La.-Monroe is a season high and one off her career-best

- Five steals against West Virginia ties career best

- Ninth 20-point game with 26 points vs. Lipscomb; two shy of tying her career-best

- Averaged 15.6 ppg, 5.1 rpg, 1.7 apg and 1.4 spg during sophomore season and was the No. 6 scorer in the SEC

- Will serve as team captain along with Erika Sisk and Alissa Alston

- 

### 2016-17 GAME-BY-GAME STATS//SHANDRICKA SESSOM

Opponent	Date	gs	min	Total		3-Pointers		Free throws		Rebounds				pf	a	t/o	blk	stl	pts	avg
				fg-fga	pct	3fg-fga	pct	ft-fa	pct	off	def	tot	avg							
SOUTHEASTERN LOUISI	11/11/16	*	20	3-11	.273	3-7	.429	1-2	.500	0	3	3	3.0	4	1	1	1	0	10	10.0
LIPSCOMB	11/13/16	*	32	11-19	.579	3-8	.375	1-2	.500	1	3	4	3.5	3	1	1	0	2	26	18.0
JACKSONVILLE STATE	11/17/16	*	35	5-13	.385	1-4	.250	0-1	.000	2	9	11	6.0	3	0	5	1	1	11	15.7
HIGH POINT	11/20/16	*	37	7-21	.333	4-9	.444	0-0	.000	2	3	5	5.8	2	3	2	0	1	18	16.3
vs Wisconsin	11/26/16	*	17	2-8	.250	0-5	.000	1-1	1.000	0	1	1	4.8	4	1	2	0	2	5	14.0
at UNLV	11/27/16	*	35	5-16	.313	2-5	.400	0-0	.000	2	4	6	5.0	4	2	3	3	0	12	13.7
JACKSON STATE	12/1/16	*	30	8-17	.471	2-8	.250	0-0	.000	1	9	10	5.7	0	2	3	2	1	18	14.3
at West Virginia	12-4-16	*	34	3-9	.333	0-1	.000	3-4	.750	1	1	2	5.3	4	2	4	0	5	9	13.6
ULM	12/10/16	*	29	6-11	.545	4-6	.667	0-0	.000	0	2	2	4.9	3	6	1	0	2	16	13.9
OREGON	12/14/16	*	27	4-10	.400	0-4	.000	0-0	.000	1	5	6	5.0	1	2	0	0	0	8	13.3
VCU	12/17/16	*	19	5-10	.500	2-3	.667	0-0	.000	1	2	3	4.8	4	0	2	0	1	12	13.2
AUSTIN PEAY	12/20/16	*	25	5-11	.455	0-2	.000	0-2	.000	2	6	8	5.1	2	1	1	0	3	10	12.9
MISSISSIPPI VALLEY	12/28/16	*	21	5-13	.385	1-5	.200	0-0	.000	1	4	5	5.1	2	0	1	0	1	11	12.8
ARKANSAS	01/01/17	*	28	5-12	.417	1-5	.200	0-0	.000	1	9	10	5.4	1	3	6	0	0	11	12.6
at Alabama	01/05/17	*	33	6-10	.600	2-5	.400	0-0	.000	0	4	4	5.3	5	2	1	2	0	14	12.7
at Auburn	1/8/17	*	33	3-12	.250	1-5	.200	0-0	.000	2	3	5	5.3	4	2	5	0	0	7	12.4
TENNESSEE	01/12/17	*	37	5-13	.385	2-6	.333	2-2	1.000	0	11	11	5.6	1	4	1	1	0	14	12.5
Totals		17	492	88-216	.407	28-88	.318	8-14	.571	17	79	96	5.6	47	32	39	10	19	212	12.5

Games played: 17  
Minutes/game: 28.9  
Points/game: 12.5  
FG Pct: 40.7  
3FG Pct: 31.8  
FT Pct: 57.1

Rebounds/game: 5.6  
Assists/game: 1.9  
Turnovers/game: 2.3  
Assist/turnover ratio: 0.8  
Steals/game: 1.1  
Blocks/game: 0.6



## 24 - BRETТА HART

F • 6-1 • SR. • 3L

POPLARVILLE, MISS. (BAY)

MAJOR: GENERAL STUDIES

### SEASON HIGHS

**Points:** 11 pts, vs. Jackson State, 12/1/16

**Rebounds:** 10, vs. Jackson State, 12/2/16

**Assists:** 3, vs. Wisconsin, 11/26/16

**Steals:** 1, 3x last vs. Austin Peay, 12/20/16

**Blocks:** 3, vs. No. 25 Oregon, 12/14/16

**Field Goals:** 5, vs. Jackson State, 12/1/16

**Free Throws:** 3, vs. Mississippi Valley State, 12/28/16

**Three Pointers:**

### CAREER HIGHS

**Points:** 20, vs. Alabama A&M, 12/29/15

**Rebounds:** 19, vs. UL-Lafayette, 11/15/15

**Assists:** 3, vs. Wisconsin, 11/26/16

**Steals:** 4, 2x last vs Mississippi State, 2/21/16

**Blocks:** 4, vs. Vanderbilt, 3/2/16

**Field Goals:** 9, vs. Alabama A&M, 12/29/15

**Free Throws:** 5, vs. Jacksonville State, 11/8/13

**Three Pointers:**

### MISCELLANEOUS

**Double-Figure Points:** 1

**Double-Figure Rebounds:** 1

**Double-Doubles:** 1

**5+ Rebounds:** 3

**5+ Assists:**

**Led Team in Points:**

**Led Team in Rebounds:** 2

**Led Team in Assists:** 1

### HART NOTEBOOK

SEC RANKS:

NCAA RANKS:

ACCOLADES:

LAST GAME: 3 rebs, 2 pts 1 blk in 10 mins vs. Tennessee

- Has grabbed a rebound in each game this season and has recorded 5+ in 5 of the last 10 games
- First double-double of the season against Jackson State, second career double-double and first since freshman season
- Perfect 3-of-3 from the floor against High Point
- Career-high 3 assts vs. Wisconsin
- Career high 19 rebounds vs. UL-Lafayette and 18 vs. Western Kentucky; those were two of the top three rebounding performances in the SEC in 2015-16.
- Joins Shequila Joseph as members of Matt Insell's first recruiting class at Ole Miss
- Will become the first member of her family to graduate this spring
- 

### 2016-17 GAME-BY-GAME STATS//BRETТА HART

Opponent	Date	gs	min	Total		3-Pointers		Free throws		Rebounds				pf	a	t/o	blk	stl	pts	avg
				fg-fga	pct	3fg-fga	pct	ft-fa	pct	off	def	tot	avg							
SOUTHEASTERN LOUISIANA	11/11/16	7	0-0	.000	0-0	.000	2-2	1.000	2	1	3	3.0	0	0	1	1	0	2	2.0	
LIPSCOMB	11/13/16	6	0-1	.000	0-0	.000	0-0	.000	0	1	1	2.0	0	0	0	0	0	0	1.0	
JACKSONVILLE STATE	11/17/16	12	1-4	.250	0-0	.000	0-0	.000	2	1	3	2.3	1	0	0	0	0	2	1.3	
HIGH POINT	11/20/16	10	3-3	1.000	0-0	.000	0-0	.000	1	2	3	2.5	1	1	0	0	0	6	2.5	
vs Wisconsin	11/26/16	9	1-3	.333	0-0	.000	0-0	.000	1	0	1	2.2	4	3	1	0	0	2	2.4	
at UNLV	11/27/16	15	2-3	.667	0-0	.000	0-0	.000	0	3	3	2.3	4	0	1	1	1	4	2.7	
JACKSON STATE	12/1/16	12	5-6	.833	0-0	.000	1-2	.500	5	5	10	3.4	3	0	0	2	1	11	3.9	
at West Virginia	12-4-16	1	0-0	.000	0-0	.000	0-0	.000	1	0	1	3.1	1	0	1	0	0	0	3.4	
ULM	12/10/16	19	5-7	.714	0-0	.000	0-0	.000	1	5	6	3.4	1	0	0	1	2	10	4.1	
OREGON	12/14/16	25	4-6	.667	0-0	.000	0-0	.000	5	4	9	4.0	0	1	0	3	0	8	4.5	
VCU	12/17/16	10	0-1	.000	0-0	.000	0-0	.000	0	5	5	4.1	2	0	0	0	0	0	4.1	
AUSTIN PEAY	12/20/16	14	0-0	.000	0-0	.000	1-2	.500	0	5	5	4.2	1	0	1	0	1	1	3.8	
MISSISSIPPI VALLEY	12/28/16	12	2-3	.667	0-0	.000	3-4	.750	0	2	2	4.0	0	1	0	0	0	7	4.1	
ARKANSAS	01/01/17	3	1-1	1.000	0-0	.000	0-0	.000	0	1	1	3.8	0	0	0	0	0	2	3.9	
at Alabama	01/05/17	3	0-0	.000	0-0	.000	0-0	.000	0	1	1	3.6	0	0	1	0	0	0	3.7	
at Auburn	1/8/17	4	0-0	.000	0-0	.000	0-0	.000	0	1	1	3.4	0	0	0	0	0	0	3.4	
TENNESSEE	01/12/17	10	1-3	.333	0-0	.000	0-0	.000	1	2	3	3.4	5	0	0	1	0	2	3.4	
Totals		0	172	25-41	.610	0-0	.000	7-10	.700	19	39	58	3.4	23	6	6	9	5	57	3.4

Games played: 17  
Minutes/game: 10.1  
Points/game: 3.4  
FG Pct: 61.0  
FT Pct: 70.0

Rebounds/game: 3.4  
Assists/game: 0.4  
Turnovers/game: 0.4  
Assist/turnover ratio: 1.0  
Steals/game: 0.3  
Blocks/game: 0.5



## 25 - ALISSA ALSTON

G • 5-8 • SO. • 1L

NEW HAVEN, CONN. (UPPER ROOM CHRISTIAN)

MAJOR: RECREATION ADMINISTRATION

### SEASON HIGHS

**Points:** 14, vs. Jackson State, 12/1/16

**Rebounds:** 3, 2x, last vs. Arkansas, 1/1/17

**Assists:** 9, vs. La.-Monroe, 12/10/16

**Steals:** 5, vs. Mississippi Valley State, 12/28/16

**Blocks:** 1, at UNLV, 11/27/16

**Field Goals:** 5, 2x last at Auburn, 1/8/17

**Free Throws:** 6, vs. Wisconsin, 11/26/16

**Three Pointers:** 2, vs. VCU, 12/17/16

### CAREER HIGHS

**Points:** 17, vs. Florida, 1/10/16

**Rebounds:** 7, at Wagner, 11/29/15

**Assists:** 9, vs. La.-Monroe, 12/10/16

**Steals:** 5, 2x, last vs. Mississippi Valley State, 12/28/16

**Blocks:** 1, 3x, last at UNLV, 11/27/16

**Field Goals:** 6, vs. Florida, 1/10/16

**Free Throws:** 6, 3x vs. Wisconsin, 11/26/16

**Three Pointers:** 2, 2x, last vs. VCU, 12/17/16

### MISCELLANEOUS

**Double-Figure Points:** 2

**Double-Figure Rebounds:**

**Double-Doubles:**

**5+ Rebounds:**

**5+ Assists:** 2

**Led Team in Points:**

**Led Team in Rebounds:**

**Led Team in Assists:** 4

### ALSTON NOTEBOOK

SEC RANKS:

NCAA RANKS:

ACCOLADES:

LAST GAME: 5 pts, 3 asst, 1 reb, 1 stl in 15 minutes vs. Tennessee

- Averaging 7.0 ppg in SEC play
- Second game in double figures this season with 12 pts at Auburn
- Made season debut vs. High Point after missing first three games with shoulder injury; has scored in every game she has played in this season
- Tied her career-best with 5 stls vs. Mississippi Valley State
- Career-high 9 assists vs. La.-Monroe
- Season-high 14 pts vs. Jackson State; first game in double figures this season and the fifth time in her career
- Averaged 4.1 ppg, 1.7 rpg and 1.5 apg as a freshman
- Career high 17 points vs. Florida (Feb. 10); reached double figures four times in 2015-16
- Will serve as team captain along with senior Erika Sisk and junior Shandricka Sessom
- 

### 2016-17 GAME-BY-GAME STATS//ALISSA ALSTON

Opponent	Date	gs	min	Total		3-Pointers		Free throws		Rebounds				pf	a	t/o	blk	stl	pts	avg
				fg	pct	fg	pct	ft	pct	off	def	tot	avg							
SOUTHEASTERN LOUISIANA	11/11/16	dnp	-	-	-	-	-	-	-	-	-	-	-	-	-	-	-	-	-	-
LIPSCOMB	11/13/16	dnp	-	-	-	-	-	-	-	-	-	-	-	-	-	-	-	-	-	-
JACKSONVILLE STATE	11/17/16	dnp	-	-	-	-	-	-	-	-	-	-	-	-	-	-	-	-	-	-
HIGH POINT	11/20/16	16	1-3	.333	0-2	.000	3-4	.750	0	1	1	1.0	1	1	1	0	0	5	5.0	
vs Wisconsin	11/26/16	17	1-3	.333	0-0	.000	6-7	.857	0	1	1	1.0	2	2	0	0	1	8	6.5	
at UNLV	11/27/16	10	0-1	.000	0-1	.000	1-1	1.000	0	1	1	1.0	4	4	2	1	0	1	4.7	
JACKSON STATE	12/1/16	19	5-9	.556	1-2	.500	3-4	.750	0	2	2	1.3	2	7	1	0	1	14	7.0	
at West Virginia	12-4-16	17	0-5	.000	0-0	.000	2-2	1.000	0	1	1	1.2	2	0	2	0	0	2	6.0	
ULM	12/10/16	23	2-6	.333	0-2	.000	0-0	.000	1	0	1	1.2	2	9	2	0	4	4	5.7	
OREGON	12/14/16	15	1-3	.333	0-0	.000	0-0	.000	1	2	3	1.4	1	2	0	0	0	2	5.1	
VCU	12/17/16	23	3-6	.500	2-4	.500	1-2	.500	0	0	0	1.3	2	3	1	0	1	9	5.6	
AUSTIN PEAY	12/20/16	12	2-6	.333	1-1	1.000	1-1	1.000	0	0	0	1.1	2	1	0	0	0	6	5.7	
MISSISSIPPI VALLEY	12/28/16	18	3-5	.600	0-0	.000	2-2	1.000	1	0	1	1.1	1	1	2	0	5	8	5.9	
ARKANSAS	01/01/17	19	2-6	.333	0-0	.000	2-6	.333	2	1	3	1.3	1	2	1	0	1	6	5.9	
at Alabama	01/05/17	15	0-4	.000	0-1	.000	5-8	.625	0	0	0	1.2	5	1	1	0	0	5	5.8	
at Auburn	1/8/17	13	5-7	.714	1-1	1.000	1-2	.500	0	1	1	1.2	4	0	5	0	0	12	6.3	
TENNESSEE	01/12/17	15	2-5	.400	1-1	1.000	0-0	.000	1	0	1	1.1	1	3	3	0	1	5	6.2	
Totals		0	232	27-69	.391	6-15	.400	27-39	.692	6	10	16	1.1	30	36	21	1	14	87	6.2

Games played: 14  
 Minutes/game: 16.6  
 Points/game: 6.2  
 FG Pct: 39.1  
 3FG Pct: 40.0  
 FT Pct: 69.2

Rebounds/game: 1.1  
 Assists/game: 2.6  
 Turnovers/game: 1.5  
 Assist/turnover ratio: 1.7  
 Steals/game: 1.0  
 Blocks/game: 0.1





## 32 - KATE RODGERS

F • 6-2 • FR. • HS

BIRMINGHAM, ALA. (WENONAH)

MAJOR: BROADCAST JOURNALISM

### SEASON HIGHS

**Points:** 6, vs. La.-Monroe, 12/10/16

**Rebounds:** 8, vs. Wisconsin, 11/26/16

**Assists:** 1, 2x last vs. Wisconsin, 11/26/16

**Steals:** 2, vs. Jackson State, 12/1/16

**Blocks:** 1, vs. Mississippi Valley State, 12/28/16

**Field Goals:** 2, 2x, last vs. La.-Monroe, 12/10/16

**Free Throws:** 2, vs. La.-Monroe, 12/10/16

**Three Pointers:**

### CAREER HIGHS

**Points:** 6, vs. La.-Monroe, 12/10/16

**Rebounds:** 8, vs. Wisconsin, 11/26/16

**Assists:** 1, 2x last vs. Wisconsin, 11/26/16

**Steals:** 2, vs. Jackson State, 12/1/16

**Blocks:** 1, vs. Mississippi Valley State, 12/28/16

**Field Goals:** 2, 2x, last vs. La.-Monroe, 12/10/16

**Free Throws:** 2, vs. La.-Monroe, 12/10/16

**Three Pointers:**

### MISCELLANEOUS

**Double-Figure Points:**

**Double-Figure Rebounds:**

**Double-Doubles:**

**5+ Rebounds:** 3

**5+ Assists:**

**Led Team in Points:**

**Led Team in Rebounds:** 1

**Led Team in Assists:**

## RODGERS NOTEBOOK

SEC RANKS:

NCAA RANKS:

ACCOLADES:

LAST GAME: DNP - Coaches Decision

- Has grabbed a rebound in 4 of her last 6 games and had tallied 5+ on four occasions
- Career-high 6 pts vs. La.-Monroe; first point in two games and most points since 4 pts in opener vs. Southeastern La.
- Career-high eight rebounds vs. Wisconsin; most rebounds by an Ole Miss freshman this season
- Earned first career start against Jackson State; was the first Ole Miss freshman to make a start this year
- Top 50 ranking and the No. 9 forward in the Class of 2016 according to Prospects Nation
- Averaged 11.1 points, 8.7 rebounds and 2.2 blocks a game for the Class 5A three-time state champion Dragons
- 2016 All-Metro Birmingham Player of the Year and Super Five selection
- Led her prep squad to a 121-20 record in four years, including 65-3 during her junior and senior seasons
- 
- 

## 2016-17 GAME-BY-GAME STATS//KATE RODGERS

Opponent	Date	gs	min	Total		3-Pointers		Free throws		Rebounds				pf	a	t/o	blk	stl	pts	avg
				fg-fga	pct	3fg-fga	pct	ft-fa	pct	off	def	tot	avg							
SOUTHEASTERN LOUISI	11/11/16	11	2-4	.500	0-0	.000	0-0	.000	2	3	5	5.0	2	1	3	0	1	4	4.0	
LIPSCOMB	11/13/16	3	0-0	.000	0-0	.000	0-0	.000	0	0	0	2.5	2	0	1	0	1	0	2.0	
JACKSONVILLE STATE	11/17/16	dnp	-	-	-	-	-	-	-	-	-	-	-	-	-	-	-	-	-	
HIGH POINT	11/20/16	3	0-0	.000	0-0	.000	0-0	.000	0	1	1	2.0	2	0	0	0	0	0	1.3	
vs Wisconsin	11/26/16	13	1-1	1.000	0-0	.000	0-0	.000	1	7	8	3.5	0	1	1	0	0	2	1.5	
at UNLV	11/27/16	4	0-1	.000	0-1	.000	0-0	.000	0	0	0	2.8	0	0	0	0	0	0	1.2	
JACKSON STATE	12/1/16	*	9	0-1	.000	0-0	.000	0-0	.000	0	3	3	2.8	2	0	3	0	2	0	1.0
at West Virginia	12-4-16	dnp	-	-	-	-	-	-	-	-	-	-	-	-	-	-	-	-	-	
ULM	12/10/16	11	2-5	.400	0-0	.000	2-2	1.000	3	3	6	3.3	1	0	1	0	0	6	1.7	
OREGON	12/14/16	dnp	-	-	-	-	-	-	-	-	-	-	-	-	-	-	-	-	-	
VCU	12/17/16	8	0-1	.000	0-0	.000	0-0	.000	0	1	1	3.0	0	0	0	0	1	0	1.5	
AUSTIN PEAY	12/20/16	13	1-1	1.000	0-0	.000	0-0	.000	2	4	6	3.3	0	0	3	0	1	2	1.6	
MISSISSIPPI VALLEY	12/28/16	6	0-0	.000	0-0	.000	0-0	.000	0	0	0	3.0	0	0	0	1	0	0	1.4	
ARKANSAS	01/01/17	dnp	-	-	-	-	-	-	-	-	-	-	-	-	-	-	-	-	-	
at Alabama	01/05/17	7	0-0	.000	0-0	.000	0-0	.000	0	0	0	2.7	3	0	0	0	0	0	1.3	
at Auburn	1/8/17	dnp	-	-	-	-	-	-	-	-	-	-	-	-	-	-	-	-	-	
TENNESSEE	01/12/17	dnp	-	-	-	-	-	-	-	-	-	-	-	-	-	-	-	-	-	
Totals		1	88	6-14	.429	0-1	.000	2-2	1.000	8	22	30	2.7	12	2	12	1	6	14	1.3

Games played: 11

Minutes/game: 8.0

Points/game: 1.3

FG Pct: 42.9

3FG Pct: 0.0

FT Pct: 100.0

Rebounds/game: 2.7

Assists/game: 0.2

Turnovers/game: 1.1

Assist/turnover ratio: 0.2

Steals/game: 0.5

Blocks/game: 0.1



## 42 - SHELBY GIBSON

F/C • 6-3 • FR. • HS

MURFREESBORO, TENN. (OAKLAND)

MAJOR: ELEMENTARY EDUCATION

### SEASON HIGHS

**Points:** 16, vs. Mississippi Valley State, 12/28/16

**Rebounds:** 7, vs. Mississippi Valley State, 12/28/16

**Assists:** 3, vs. Lipscomb, 11/13/16

**Steals:** 3, vs. Mississippi Valley State, 12/28/16

**Blocks:** 1, 2x last vs. Austin Peay, 12/20/16

**Field Goals:** 6, vs. Mississippi Valley State, 12/28/16

**Free Throws:** 7, vs. High Point 11/20/16

**Three Pointers:** 1, 5x, last vs. VCU 12/17/16

### CAREER HIGHS

**Points:** 16, vs. Mississippi Valley State, 12/28/16

**Rebounds:** 7, vs. Mississippi Valley State, 12/28/16

**Assists:** 3, vs. Lipscomb, 11/13/16

**Steals:** 3, vs. Mississippi Valley State, 12/28/16

**Blocks:** 1, 2x last vs. Austin Peay, 12/20/16

**Field Goals:** 6, vs. Mississippi Valley State, 12/28/16

**Free Throws:** 7, vs. High Point 11/20/16

**Three Pointers:** 1, 5x, last vs. VCU 12/17/16

### MISCELLANEOUS

**Double-Figure Points:** 6

**Double-Figure Rebounds:**

**Double-Doubles:**

**5+ Rebounds:** 3

**5+ Assists:**

**Led Team in Points:** 1

**Led Team in Rebounds:**

**Led Team in Assists:**

### GIBSON NOTEBOOK

SEC RANKS:

NCAA RANKS:

ACCOLADES: SEC Freshman of the Week (Jan. 3)

LAST GAME: 4 reb, 1 pt in 6 minutes vs. Tennessee

- First player since Shequilia Joseph in 2013 to score double figures in SEC debut with 12 pts vs. Arkansas
- Career night vs. Mississippi Valley; 16 pts and 7 rebs are new career bests; fifth game in double figures
- Has scored in 15 of 17 games and has grabbed a rebound in every game
- Earned first career start vs. La.-Monroe; joins Kate Rodgers as Ole Miss freshman to start this season
- Perfect from the floor (4-4) and the FT line (4-4) against Jackson State
- Gibson's 14 pts are the most by a freshman in their college debut since PaSonna Hope and her 10 pts vs. Lipscomb make her the first freshman since Price to open their collegiate career with back-to-back games in double digits
- Ole Miss' top scoring freshman at 7.8 ppg, which ranks in the top 10 among SEC freshmen
- 6-3 post player ranked ninth in her position group and has a top-60 ranking according to Prospects Nation

### 2016-17 GAME-BY-GAME STATS//SHELBY GIBSON

				Total		3-Pointers		Free throws		Rebounds										
Opponent	Date	gs	min	fg-fga	pct	3fg-fga	pct	ft-fita	pct	off	def	tot	avg	pf	a	t/o	blk	stl	pts	avg
SOUTHEASTERN LOUISI	11/11/16	14	4-9	.444	1-2	.500	5-6	.833	5	1	6	6.0	1	0	1	1	2	14	14.0	
LIPSCOMB	11/13/16	20	3-7	.429	0-1	.000	4-6	.667	0	2	2	4.0	2	3	2	0	1	10	12.0	
JACKSONVILLE STATE	11/17/16	13	0-1	.000	0-0	.000	0-0	.000	0	1	1	3.0	2	0	0	0	0	0	8.0	
HIGH POINT	11/20/16	21	4-5	.800	0-0	.000	7-10	.700	3	0	3	3.0	4	0	1	0	0	15	9.8	
vs Wisconsin	11/26/16	14	2-4	.500	0-0	.000	1-1	1.000	1	3	4	3.2	4	0	0	0	2	5	8.8	
at UNLV	11/27/16	15	2-3	.667	0-0	.000	0-0	.000	2	1	3	3.2	3	0	0	0	0	4	8.0	
JACKSON STATE	12/1/16	15	4-4	1.000	0-0	.000	4-4	1.000	1	2	3	3.1	3	1	2	0	0	12	8.6	
at West Virginia	12-4-16	19	2-5	.400	1-2	.500	3-4	.750	0	3	3	3.1	2	0	1	0	2	8	8.5	
ULM	12/10/16	*	18	3-4	.750	1-1	1.000	1-1	1.000	3	1	4	3.2	1	0	0	0	1	8	8.4
OREGON	12/14/16	16	3-5	.600	1-1	1.000	1-2	.500	1	1	2	3.1	3	1	1	0	0	8	8.4	
VCU	12/17/16	10	1-2	.500	1-1	1.000	2-2	1.000	0	1	1	2.9	4	0	1	0	0	5	8.1	
AUSTIN PEAY	12/20/16	18	0-3	.000	0-0	.000	0-0	.000	0	2	2	2.8	3	0	0	1	1	0	7.4	
MISSISSIPPI VALLEY	12/28/16	19	6-8	.750	0-0	.000	4-9	.444	5	2	7	3.2	4	0	0	0	3	16	8.1	
ARKANSAS	01/01/17	18	5-9	.556	0-1	.000	2-4	.500	3	2	5	3.3	3	0	2	0	0	12	8.4	
at Alabama	01/05/17	15	2-4	.500	0-0	.000	0-0	.000	0	2	2	3.2	5	0	2	0	1	4	8.1	
at Auburn	1/8/17	12	2-4	.500	0-1	.000	0-0	.000	1	1	2	3.1	2	0	0	0	0	4	7.8	
TENNESSEE	01/12/17	6	0-0	.000	0-0	.000	1-2	.500	0	4	4	3.2	3	0	1	0	0	1	7.4	
Totals		1	263	43-77	.558	5-10	.500	35-51	.686	25	29	54	3.2	49	5	14	2	13	126	7.4

Games played: 17  
Minutes/game: 15.5  
Points/game: 7.4  
FG Pct: 55.8  
3FG Pct: 50.0  
FT Pct: 68.6

Rebounds/game: 3.2  
Assists/game: 0.3  
Turnovers/game: 0.8  
Assist/turnover ratio: 0.4  
Steals/game: 0.8  
Blocks/game: 0.1



## 44 - TORRI LEWIS

G • 5-11 • SO. • 1L

OLIVE BRANCH, MISS. (HOME SCHOOL)

MAJOR: CRIMINAL JUSTICE

### SEASON HIGHS

**Points:** 11, vs. High Point, 11/20/16

**Rebounds:** 3, 2x, last vs. VCU, 12/17/16

**Assists:** 3, vs. Arkansas, 1/1/17

**Steals:** 2, at West Virginia, 12/4/16

**Blocks:**

**Field Goals:** 4, vs. High Point, 11/20/16

**Free Throws:** 4, vs. Wisconsin, 11/26/16

**Three Pointers:** 3, vs. High Point, 11/20/16

### CAREER HIGHS

**Points:** 36, vs. New Orleans, 12/14/15

**Rebounds:** 4, 2x, last at Alabama, 2/4/16

**Assists:** 4, vs. UL-Lafayette, 11/15/15

**Steals:** 4, vs. New Orleans, 12/14/15

**Blocks:** 1, 2x last vs. Kentucky, 1/21/16

**Field Goals:** 11, vs. New Orleans, 12/14/15

**Free Throws:** 4, 2x, last vs. Wisconsin, 11/26/16

**Three Pointers:** 10, vs. New Orleans, 12/14/15

### MISCELLANEOUS

**Double-Figure Points:** 2

**Double-Figure Rebounds:**

**Double-Doubles:**

**5+ Rebounds:**

**5+ Assists:**

**Led Team in Points:**

**Led Team in Rebounds:**

**Led Team in Assists:**

### LEWIS NOTEBOOK

SEC RANKS:

NCAA RANKS:

ACCOLADES:

LAST GAME: 1 reb in 4 mins vs. Tennessee

- Back in the scorebook vs. Arkansas. Entered the game scoresless in her last two outings and in three of the previous four
- First 3-PT FG of the season vs. High Point; snapped a seven game streak without a triple dating back to last season; has hit a triple in seven of the last 11 games
- Was 3-of-3 from the floor against UNLV, all of her FGs were 3-PT FG's; also went 2-of-2 vs. La.-Monroe with all her points coming from long range
- Ole Miss' 3-PT FG single-game record holder with 10 triples vs. New Orleans (12/14/15) joins Marshall Henderson as the only Ole Miss players to hit double figure three-point field goals
- Scored 36 points vs. New Orleans (12/14/15); most points by an Ole Miss player in 2015-16
- 

### 2016-17 GAME-BY-GAME STATS//TORRI LEWIS

Opponent	Date	gs	min	Total		3-Pointers		Free throws		Rebounds				pf	a	t/o	blk	stl	pts	avg
				fg	pct	3fg	pct	ft	pct	off	def	tot	avg							
SOUTHEASTERN LOUISIANA	11/11/16	17	0-4	.000	0-2	.000	0-0	.000	0	2	2	2.0	2	2	4	0	0	0	0	0.0
LIPSCOMB	11/13/16	19	0-3	.000	0-2	.000	0-0	.000	0	0	0	1.0	0	2	1	0	0	0	0	0.0
JACKSONVILLE STATE	11/17/16	13	1-1	1.000	0-0	.000	0-0	.000	0	1	1	1.0	0	0	0	0	1	2	0.7	
HIGH POINT	11/20/16	*	27	4-7	.571	3-5	.600	0-0	.000	0	1	1	1.0	2	2	1	0	0	11	3.3
vs Wisconsin	11/26/16	25	2-2	1.000	2-2	1.000	4-4	1.000	1	0	1	1.0	2	0	1	0	1	10	4.6	
at UNLV	11/27/16	11	1-1	1.000	1-1	1.000	0-0	.000	0	0	0	0.8	0	0	0	0	0	3	4.3	
JACKSON STATE	12/1/16	20	2-4	.500	2-3	.667	0-0	.000	0	3	3	1.1	0	1	0	0	0	6	4.6	
at West Virginia	12-4-16	17	2-3	.667	2-3	.667	2-2	1.000	0	1	1	1.1	2	0	1	0	2	8	5.0	
ULM	12/10/16	2	2-2	1.000	2-2	1.000	0-0	.000	0	1	1	1.1	0	0	0	0	0	6	5.1	
OREGON	12/14/16	8	0-0	.000	0-0	.000	0-0	.000	0	2	2	1.2	1	0	0	0	1	0	4.6	
VCU	12/17/16	*	26	3-5	.600	2-3	.667	0-0	.000	0	3	3	1.4	0	2	1	0	1	8	4.9
AUSTIN PEAY	12/20/16	*	25	0-3	.000	0-3	.000	0-0	.000	0	1	1	1.3	0	0	2	0	0	0	4.5
MISSISSIPPI VALLEY	12/28/16	15	0-4	.000	0-4	.000	0-0	.000	0	0	0	1.2	1	1	1	0	0	0	4.2	
ARKANSAS	01/01/17	13	2-5	.400	2-5	.400	0-0	.000	0	1	1	1.2	1	3	0	0	1	6	4.3	
at Alabama	01/05/17	13	2-3	.667	1-2	.500	0-0	.000	0	1	1	1.2	2	0	0	0	0	5	4.3	
at Auburn	1/8/17	17	0-0	.000	0-0	.000	0-0	.000	0	0	0	1.1	0	1	3	0	0	0	4.1	
TENNESSEE	01/12/17	4	0-0	.000	0-0	.000	0-0	.000	0	1	1	1.1	0	0	0	0	0	0	3.8	
Totals		3	272	21-47	.447	17-37	.459	6-6	1.000	1	18	19	1.1	13	14	15	0	7	65	3.8

Games played: 17  
 Minutes/game: 16.0  
 Points/game: 3.8  
 FG Pct: 44.7  
 3FG Pct: 45.9  
 FT Pct: 100.0

Rebounds/game: 1.1  
 Assists/game: 0.8  
 Turnovers/game: 0.9  
 Assist/turnover ratio: 0.9  
 Steals/game: 0.4



## 50 - TAYLOR MANUEL

F/C • 6-4 • SR. • TRANSFER

ST. LOUIS, MO. (LOYOLA CHICAGO)

MAJOR: JOURNALISM (MASTERS)

### SEASON HIGHS

**Points:** 22, vs. No. 25 Oregon, 12/14/16

**Rebounds:** 8, vs. Mississippi Valley State, 12/28/16

**Assists:** 4, vs. VCU, 12/17/16

**Steals:** 4, vs. Wisconsin, 11/26/16

**Blocks:** 5, vs. Mississippi Valley State, 12/28/16

**Field Goals:** 9, vs. No 25 Oregon, 12/14/16

**Free Throws:** 5, at West Virginia, 12/4/16

**Three Pointers:**

### CAREER HIGHS

**Points:** 36, vs. Southern Illinois, 3/1/15

**Rebounds:** 17, vs Southern Illinois, 1/30/15

**Assists:** 8, vs. DePaul, 12/21/15

**Steals:** 4, vs. Wisconsin, 11/26/16

**Blocks:** 6, vs. Indiana State 2/18/15

**Field Goals:** 12, vs. Evansville, 2/6/15

**Free Throws:** 14, vs. Southern Illinois, 3/1/15

**Three Pointers:** 1, 2x last vs. DePaul, 12/17/14

### MISCELLANEOUS

**Double-Figure Points:** 5

**Double-Figure Rebounds:**

**Double-Doubles:**

**5+ Rebounds:** 5

**5+Assists:**

**5+Blocks:** 1

**Led Team in Points:** 2

**Led Team in Rebounds:** 2

**Led Team in Assists**

### MANUEL NOTEBOOK

SEC RANKS:

NCAA RANKS:

ACCOLADES: Two-time All-MVC first-team selection; 2014 MVC Newcomer of the Year; 1,000-point scorer

LAST GAME: 8 pts, 7 rebs, 4 blks, 3 stls, 1 asst in 29 minutes vs. Tennessee

- Played her 100th career game at Alabama
- Season-high 5 blocks vs. Mississippi Valley State; first Ole Miss player with 5 blocks since Tia Faleru in 2014 vs. Baylor
- Five games in double figures this season
- Has grabbed a rebound in each game this season
- Breakout game vs. No. 25 Oregon; posted season-high 22 pts; second time leading team in scoring
- Posted 13 pts at West Virginia; scored 10 of 13 points in 3rd and 4th quarters
- Graduate transfer from Loyola Chicago where she averaged 15.2 ppg and 7.8 rpg last season
- 

### 2016-17 GAME-BY-GAME STATS//TAYLOR MANUEL

Opponent	Date	gs	min	Total		3-Pointers		Free throws		Rebounds			pf	a	t/o	blk	stl	pts	avg		
				fg-fga	pct	3fg-fga	pct	ft-fa	pct	off	def	tot								avg	
SOUTHEASTERN LOUISI	11/11/16	*	20	6-7	.857	0-0	.000	2-4	.500	3	0	3	3.0	2	0	1	0	14	14.0		
LIPSCOMB	11/13/16	*	20	3-5	.600	0-0	.000	2-4	.500	3	4	7	5.0	2	2	3	1	2	8	11.0	
JACKSONVILLE STATE	11/17/16	*	18	5-11	.455	0-0	.000	3-5	.600	0	2	2	4.0	3	3	3	0	0	13	11.7	
HIGH POINT	11/20/16	*	13	0-3	.000	0-0	.000	0-0	.000	0	2	2	3.5	4	1	3	0	2	0	8.8	
vs Wisconsin	11/26/16	*	26	2-8	.250	0-0	.000	2-4	.500	1	3	4	3.6	2	0	3	1	4	6	8.2	
at UNLV	11/27/16	*	25	2-4	.500	0-0	.000	2-2	1.000	0	2	2	3.3	2	1	4	1	0	6	7.8	
JACKSON STATE	12/1/16	*	11	2-5	.400	0-0	.000	0-2	.000	2	3	5	3.6	0	1	1	0	1	4	7.3	
at West Virginia	12-4-16	*	25	4-14	.286	0-0	.000	5-9	.556	2	2	4	3.6	4	1	3	2	2	13	8.0	
ULM	12/10/16		dnp	-	-	-	-	-	-	-	-	-	-	-	-	-	-	-	-	-	
OREGON	12/14/16	*	23	9-14	.643	0-0	.000	4-5	.800	3	1	4	3.7	4	3	0	0	1	22	9.6	
VCU	12/17/16	*	27	4-10	.400	0-0	.000	1-2	.500	0	6	6	3.9	3	4	1	0	0	9	9.5	
AUSTIN PEAY	12/20/16	*	22	4-7	.571	0-0	.000	3-3	1.000	1	6	7	4.2	1	0	3	2	2	11	9.6	
MISSISSIPPI VALLEY	12/28/16	*	17	2-4	.500	0-0	.000	0-0	.000	2	6	8	4.5	3	1	5	5	1	4	9.2	
ARKANSAS	01/01/17	*	16	2-5	.400	0-0	.000	2-2	1.000	1	5	6	4.6	4	0	2	1	0	6	8.9	
at Alabama	01/05/17	*	18	1-5	.200	0-0	.000	2-2	1.000	1	1	2	4.4	5	0	4	0	2	4	8.6	
at Auburn	1/8/17	*	20	3-4	.750	0-0	.000	2-3	.667	2	2	4	4.4	1	1	2	1	0	8	8.5	
TENNESSEE	01/12/17	*	29	4-8	.500	0-0	.000	0-0	.000	1	6	7	4.6	3	1	3	4	3	8	8.5	
Totals			16	330	53-114	.465	0-0	.000	30-47	.638	22	51	73	4.6	43	19	41	18	20	136	8.5

Games played: 16  
Minutes/game: 20.6  
Points/game: 8.5  
FG Pct: 46.5  
FT Pct: 63.8

Rebounds/game: 4.6  
Assists/game: 1.2  
Turnovers/game: 2.6  
Assist/turnover ratio: 0.5  
Steals/game: 1.3  
Blocks/game: 1.1

### CAREER STATISTICS \*THESE STATS INCLUDE MANUEL'S TIME AT PURDUE/LOYOLA CHICAGO (DIFFERENT FROM CAREER SUMMARY IN BACK OF NOTES)

#### TAYLOR MANUEL'S CAREER STATISTICS

Year	GP-GS	FG-FGA	Pct.	3P-A	Pct.	FT-FTA	Pct.	Reb-Avg	Pts.-Avg.	A	B	S
2012-13*	34-0	104-197	.527	1-2	.500	67-99	.676	108-3.1	276-8.1	27	20	23
2014-15**	22-21	136-266	.473	1-17	.058	93-143	.650	212-9.6	346-15.7	41	37	29
2015-16**	30-29	174-308	.564	0-4	.000	108-175	.617	235-7.8	456-15.2	94	51	31
2016-17	16-16	53-114	.465	0-0	.000	30-47	.638	73-4.6	136-8.5	19	18	20
TOTALS	102-66	467-885	.527	2-23	.086	298-464	.642	628-6.1	1214-11.9	181	126	103

\*FROM PURDUE | \*\*FROM LOYOLA CHICAGO



## OLE MISS COMBINED STATISTICS

RECORD:	OVERALL	HOME	AWAY	NEUTRAL
ALL GAMES	13-4	12-0	0-4	1-0
CONFERENCE	2-2	2-0	0-2	0-0
NON-CONFERENCE	11-2	10-0	0-2	1-0

#	Player	gp-gs	min	avg	Total		3-Point		F-Throw		Rebounds										pts	avg
					fg-fga	fg%	3fg-fga	3fg%	ft-fa	ft%	off	def	tot	avg	pf	dq	a	to	blk	stl		
20	Muhammad, Madinah	14-14	427	30.5	60-162	.370	23-72	.319	49-58	.845	12	22	34	2.4	34	1	26	33	3	27	192	13.7
23	Sessom, Shandricka	17-17	492	28.9	88-216	.407	28-88	.318	8-14	.571	17	79	96	5.6	47	1	32	39	10	19	212	12.5
21	Rowe, Chrishae	6-0	110	18.3	24-61	.393	3-15	.200	11-15	.733	8	12	20	3.3	10	0	9	10	1	10	62	10.3
05	Sisk, Erika	17-17	463	27.2	64-138	.464	8-27	.296	29-52	.558	23	37	60	3.5	30	1	86	45	3	41	165	9.7
50	Manuel, Taylor	16-16	330	20.6	53-114	.465	0-0	.000	30-47	.638	22	51	73	4.6	43	1	19	41	18	20	136	8.5
42	Gibson, Shelby	17-1	263	15.5	43-77	.558	5-10	.500	35-51	.686	25	29	54	3.2	49	1	5	14	2	13	126	7.4
25	Alston, Alissa	14-0	232	16.6	27-69	.391	6-15	.400	27-39	.692	6	10	16	1.1	30	1	36	21	1	14	87	6.2
11	Joseph, Shequila	17-16	362	21.3	36-98	.367	14-48	.292	11-18	.611	40	62	102	6.0	32	1	19	16	8	21	97	5.7
44	Lewis, Torri	17-3	272	16.0	21-47	.447	17-37	.459	6-6	1.000	1	18	19	1.1	13	0	14	15	0	7	65	3.8
24	Hart, Bretta	17-0	172	10.1	25-41	.610	0-0	.000	7-10	.700	19	39	58	3.4	23	1	6	6	9	5	57	3.4
01	Glover, Bree	9-0	66	7.3	4-15	.267	1-3	.333	5-7	.714	4	7	11	1.2	6	0	4	9	2	3	14	1.6
32	Rodgers, Kate	11-1	88	8.0	6-14	.429	0-1	.000	2-2	1.000	8	22	30	2.7	12	0	2	12	1	6	14	1.3
10	Muhate, Cecilia	16-0	123	7.7	6-23	.261	0-0	.000	5-10	.500	13	24	37	2.3	15	0	2	8	3	2	17	1.1
	Team										40	28	68									
	Total.....	17	3400		457-1075	.425	105-316	.332	225-329	.684	238	440	678	39.9	344	8	260	269	61	188	1244	73.2
	Opponents.....	17	3400		318-918	.346	58-235	.247	244-364	.670	204	427	631	37.1	319	-	207	367	57	120	938	55.2

TEAM STATISTICS	OM	OPP	Date	Opponent	Score	Att.
SCORING	1244	938	11/11/16	SOUTHEASTERN LOUISIA	w 81-31	909
Points per game	73.2	55.2	11/13/16	LIPSCOMB	w 76-49	770
Scoring margin	+18.0	-	11/17/16	JACKSONVILLE STATE	w 68-50	876
FIELD GOALS-ATT	457-1075	318-918	11/20/16	HIGH POINT	w 73-62	1127
Field goal pct	.425	.346	11/26/16	vs Wisconsin	w 69-44	931
3 POINT FG-ATT	105-316	58-235	11/27/16	at UNLV	L 57-64	841
3-point FG pct	.332	.247	12/1/16	JACKSON STATE	w 89-41	8088
3-pt FG made per game	6.2	3.4	12-4-16	at West Virginia	L 61-66	2634
FREE THROWS-ATT	225-329	244-364	12/10/16	ULM	w 97-40	1001
Free throw pct	.684	.670	12/14/16	OREGON	w 83-67	1079
F-Throws made per game	13.2	14.4	12/17/16	VCU	w 77-57	956
REBOUNDS	678	631	12/20/16	AUSTIN PEAY	w 66-38	1104
Rebounds per game	39.9	37.1	12/28/16	MISSISSIPPI VALLEY	w 67-30	1151
Rebounding margin	+2.8	-	* 01/01/17	ARKANSAS	w 73-64	1280
ASSISTS	260	207	* 01/05/17	at Alabama	L 80-90	2588
Assists per game	15.3	12.2	* 1/8/17	at Auburn	L 60-83	2325
TURNOVERS	269	367	* 01/12/17	TENNESSEE	w 67-62	1503
Turnovers per game	15.8	21.6				
Turnover margin	+5.8	-				
Assist/turnover ratio	1.0	0.6				
STEALS	188	120				
Steals per game	11.1	7.1				
BLOCKS	61	57				
Blocks per game	3.6	3.4				
ATTENDANCE	19844	9319				
Home games-Avg/Game	12-1654	4-2097				
Neutral site-Avg/Game	-	1-931				

\* - Conference game

Score by Periods	1st	2nd	3rd	4th	Totals
Ole Miss	335	280	316	313	1244
Opponents	218	224	272	224	938

## OLE MISS COMBINED STATISTICS (SEC ONLY)

RECORD:	OVERALL	HOME	AWAY	NEUTRAL
ALL GAMES	2-2	2-0	0-2	0-0
CONFERENCE	2-2	2-0	0-2	0-0
NON-CONFERENCE	0-0	0-0	0-0	0-0

#	Player	gp-gs	min	avg	Total		3-Point		F-Throw		Rebounds											
					fg-fga	fg%	3fg-fga	3fg%	ft-fa	ft%	off	def	tot	avg	pf	dq	a	to	blk	stl	pts	avg
20	Muhammad, Madinah	4-4	109	27.3	16-44	.364	4-16	.250	15-17	.882	1	4	5	1.3	11	0	9	7	1	3	51	12.8
23	Sessom, Shandricka	4-4	131	32.8	19-47	.404	6-21	.286	2-2	1.000	3	27	30	7.5	11	1	11	13	3	0	46	11.5
11	Joseph, Shequila	4-4	125	31.3	16-34	.471	3-12	.250	7-8	.875	12	20	32	8.0	11	0	5	4	2	6	42	10.5
21	Rowe, Chrishae	2-0	37	18.5	8-21	.381	3-8	.375	1-2	.500	1	3	4	2.0	4	0	5	4	0	4	20	10.0
05	Sisk, Erika	4-4	111	27.8	12-27	.444	1-7	.143	6-9	.667	3	8	11	2.8	9	1	22	9	0	8	31	7.8
25	Alston, Alissa	4-0	62	15.5	9-22	.409	2-3	.667	8-16	.500	3	2	5	1.3	11	1	6	10	0	2	28	7.0
50	Manuel, Taylor	4-4	83	20.8	10-22	.455	0-0	.000	6-7	.857	5	14	19	4.8	13	1	2	11	6	5	26	6.5
42	Gibson, Shelby	4-0	51	12.8	9-17	.529	0-2	.000	3-6	.500	4	9	13	3.3	13	1	0	5	0	1	21	5.3
44	Lewis, Torri	4-0	47	11.8	4-8	.500	3-7	.429	0-0	.000	0	3	3	0.8	3	0	4	3	0	1	11	2.8
24	Hart, Brett	4-0	20	5.0	2-4	.500	0-0	.000	0-0	.000	1	5	6	1.5	5	1	0	1	1	0	4	1.0
10	Muhate, Cecilia	4-0	17	4.3	0-3	.000	0-0	.000	0-0	.000	2	1	3	0.8	0	0	0	0	0	0	0	0.0
32	Rodgers, Kate	1-0	7	7.0	0-0	.000	0-0	.000	0-0	.000	0	0	0	0.0	3	0	0	0	0	0	0	0.0
	Team										11	5	16									
	Total.....	4	800		105-249	.422	22-76	.289	48-67	.716	46	101	147	36.8	94	6	64	67	13	30	280	70.0
	Opponents.....	4	800		102-240	.425	22-62	.355	73-94	.777	43	106	149	37.2	64	-	71	59	12	34	299	74.8

TEAM STATISTICS	OM	OPP	Date	Opponent	Score	Att.
SCORING	280	299	* 01/01/17	ARKANSAS	W 73-64	1280
Points per game	70.0	74.8	* 01/05/17	at Alabama	L 80-90	2588
Scoring margin	-4.7	-	* 1/8/17	at Auburn	L 60-83	2325
FIELD GOALS-ATT	105-249	102-240	* 01/12/17	TENNESSEE	W 67-62	1503
Field goal pct	.422	.425	* - Conference game			
3 POINT FG-ATT	22-76	22-62				
3-point FG pct	.289	.355				
3-pt FG made per game	5.5	5.5				
FREE THROWS-ATT	48-67	73-94				
Free throw pct	.716	.777				
F-Throws made per game	12.0	18.3				
REBOUNDS	147	149				
Rebounds per game	36.8	37.2				
Rebounding margin	-0.5	-				
ASSISTS	64	71				
Assists per game	16.0	17.8				
TURNOVERS	67	59				
Turnovers per game	16.8	14.8				
Turnover margin	-2.0	-				
Assist/turnover ratio	1.0	1.2				
STEALS	30	34				
Steals per game	7.5	8.5				
BLOCKS	13	12				
Blocks per game	3.3	3.0				
ATTENDANCE	2783	4913				
Home games-Avg/Game	2-1392	2-2456				
Neutral site-Avg/Game	-	0-0				

Score by Periods	1st	2nd	3rd	4th	Totals
Ole Miss	65	53	78	84	280
Opponents	75	68	77	79	299

## OLE MISS COMPARISON STATISTICS

Opponent	1st	2nd	Score	Mar	Total FG	FG Pct	3-Pointers	3FG Pct	Free Throws	FT Pct	Rebounds	Assist	T/Over	Block	Steal	Fouls
SOUTHEASTERN LOUISIA	43/12	38/19	81-31	+50	29-65/9-54	.446/.167	7-23/0-17	.304/.000	16-24/13-20	.667/.650	53/35 +18	17/4	26/28	7/1	12/14	18/28
LIPSCOMB	42/12	34/37	76-49	+27	30-66/16-49	.455/.327	6-21/6-22	.286/.273	10-21/11-17	.476/.647	45/32 +13	16/9	11/22	2/1	11/4	19/21
JACKSONVILLE STATE	27/29	41/21	68-50	+18	23-56/18-58	.411/.310	7-15/5-20	.467/.250	15-22/9-12	.682/.750	37/37 -	14/9	15/19	3/5	11/5	13/15
HIGH POINT	29/27	44/35	73-62	+11	26-65/22-48	.400/.458	8-21/3-11	.381/.273	13-20/15-18	.650/.833	40/30 +10	16/13	13/18	1/4	5/3	22/22
Wisconsin	41/27	28/17	69-44	+25	22-58/10-43	.379/.233	6-17/1-10	.353/.100	19-26/23-37	.731/.622	34/45 (11)	8/9	18/31	2/2	16/6	28/18
UNLV	33/31	24/33	57-64	(7)	21-52/18-51	.404/.353	7-19/4-17	.368/.235	8-10/24-32	.800/.750	28/42 (14)	13/13	21/23	6/3	7/7	24/15
JACKSON STATE	54/22	35/19	89-41	+48	35-69/15-65	.507/.231	7-19/1-6	.368/.167	12-22/10-16	.545/.625	58/33 +25	20/8	20/20	4/5	12/10	20/19
West Virginia	20/26	41/40	61-66	(5)	19-59/23-43	.322/.535	4-11/2-11	.364/.182	19-26/18-32	.731/.563	30/40 (10)	7/12	16/25	2/8	14/7	26/24
ULM	49/11	48/29	97-40	+57	33-73/14-46	.452/.304	12-26/4-11	.462/.364	19-24/8-16	.792/.500	45/35 +10	25/9	10/31	4/2	20/7	13/19
OREGON	49/35	34/32	83-67	+16	32-72/29-64	.444/.453	4-20/5-13	.200/.385	15-18/4-8	.833/.500	37/41 (4)	19/23	7/17	4/3	8/3	13/19
VCU	39/30	38/27	77-57	+20	29-60/21-53	.483/.396	10-18/3-9	.556/.333	9-14/12-26	.643/.462	36/35 +1	21/15	14/17	1/4	5/7	22/16
AUSTIN PEAY	32/15	34/23	66-38	+28	26-57/14-58	.456/.241	1-8/1-17	.125/.059	13-18/9-15	.722/.600	41/34 +7	4/9	14/17	3/2	13/6	13/21
MISSISSIPPI VALLEY	39/22	28/8	67-30	+37	27-74/7-46	.365/.152	4-22/1-9	.182/.111	9-17/15-21	.529/.714	47/43 +4	16/3	17/40	9/5	24/7	19/18
ARKANSAS	27/26	46/38	73-64	+9	30-72/23-61	.417/.377	6-24/7-23	.250/.304	7-14/11-14	.500/.786	50/33 +17	23/19	14/13	1/3	7/6	16/15
Alabama	33/39	47/51	80-90	(10)	28-65/24-49	.431/.490	7-21/6-15	.333/.400	17-24/36-50	.708/.720	29/42 (13)	14/16	17/20	3/5	12/7	41/19
Auburn	31/46	29/37	60-83	(23)	23-52/32-64	.442/.500	5-18/8-15	.278/.533	9-11/11-12	.818/.917	28/32 (4)	15/25	24/13	3/4	6/13	15/15
TENNESSEE	27/32	40/30	67-62	+5	24-60/23-66	.400/.348	4-13/1-9	.308/.111	15-18/15-18	.833/.833	40/42 (2)	12/11	12/13	6/0	5/8	22/15

Note: Game totals are displayed in the format TEAM/OPPONENT for each category

## OLE MISS TEAM GAME-BY-GAME STATISTICS

Opponent	Date	Score		Total		3-Pointers		Free throws		Rebounds				pf	a	t/o	blk	stl	pts	avg
				fg-fga	pct	3fg-fga	pct	ft-fta	pct	off	def	tot	avg							
SOUTHEASTERN LOUISI	11/11/16	81-31	W	29-65	.446	7-23	.304	16-24	.667	22	31	53	53.0	18	17	26	7	12	81	81.0
LIPSCOMB	11/13/16	76-49	W	30-66	.455	6-21	.286	10-21	.476	19	26	45	49.0	19	16	11	2	11	76	78.5
JACKSONVILLE STATE	11/17/16	68-50	W	23-56	.411	7-15	.467	15-22	.682	9	28	37	45.0	13	14	15	3	11	68	75.0
HIGH POINT	11/20/16	73-62	W	26-65	.400	8-21	.381	13-20	.650	17	23	40	43.8	22	16	13	1	5	73	74.5
vs Wisconsin	11/26/16	69-44	W	22-58	.379	6-17	.353	19-26	.731	12	22	34	41.8	28	8	18	2	16	69	73.4
at UNLV	11/27/16	57-64	L	21-52	.404	7-19	.368	8-10	.800	6	22	28	39.5	24	13	21	6	7	57	70.7
JACKSON STATE	12/1/16	89-41	W	35-69	.507	7-19	.368	12-22	.545	19	39	58	42.1	20	20	20	4	12	89	73.3
at West Virginia	12-4-16	61-66	L	19-59	.322	4-11	.364	19-26	.731	15	15	30	40.6	26	7	16	2	14	61	71.8
ULM	12/10/16	97-40	W	33-73	.452	12-26	.462	19-24	.792	20	25	45	41.1	13	25	10	4	20	97	74.6
OREGON	12/14/16	83-67	W	32-72	.444	4-20	.200	15-18	.833	16	21	37	40.7	13	19	7	4	8	83	75.4
VCU	12/17/16	77-57	W	29-60	.483	10-18	.556	9-14	.643	8	28	36	40.3	22	21	14	1	5	77	75.5
AUSTIN PEAY	12/20/16	66-38	W	26-57	.456	1-8	.125	13-18	.722	8	33	41	40.3	13	4	14	3	13	66	74.8
MISSISSIPPI VALLEY	12/28/16	67-30	W	27-74	.365	4-22	.182	9-17	.529	21	26	47	40.8	19	16	17	9	24	67	74.2
ARKANSAS	01/01/17	73-64	W	30-72	.417	6-24	.250	7-14	.500	18	32	50	41.5	16	23	14	1	7	73	74.1
at Alabama	01/05/17	80-90	L	28-65	.431	7-21	.333	17-24	.708	9	20	29	40.7	41	14	17	3	12	80	74.5
at Auburn	1/8/17	60-83	L	23-52	.442	5-18	.278	9-11	.818	10	18	28	39.9	15	15	24	3	6	60	73.6
TENNESSEE	01/12/17	67-62	W	24-60	.400	4-13	.308	15-18	.833	9	31	40	39.9	22	12	12	6	5	67	73.2
Ole Miss		1244		457-1075	.425	105-316	.332	225-329	.684	238	440	678	39.9	344	260	269	61	188	1244	73.2
Opponents		938		318-918	.346	58-235	.247	244-364	.670	204	427	631	37.1	319	207	367	57	120	938	55.2

Games played: 17

Points/game: 73.2

FG Pct: 42.5

3FG Pct: 33.2

FT Pct: 68.4

Rebounds/game: 39.9

Assists/game: 15.3

Turnovers/game: 15.8

Assist/turnover ratio: 1.0

Steals/game: 11.1

Blocks/game: 3.6

## OLE MISS OPPONENT GAME-BY-GAME STATISTICS

				Total		3-Pointers		Free throws		Rebounds											
Opponent	Date	Score		fg-fga	pct	3fg-fga	pct	ft-fta	pct	off	def	tot	avg	pf	a	t/o	blk	stl	pts	avg	
SOUTHEASTERN LOUISI	11/11/16	81-31	W	9-54	.167	0-17	.000	13-20	.650	15	20	35	35.0	28	4	28	1	14	31	31.0	
LIPSCOMB	11/13/16	76-49	W	16-49	.327	6-22	.273	11-17	.647	9	23	32	33.5	21	9	22	1	4	49	40.0	
JACKSONVILLE STATE	11/17/16	68-50	W	18-58	.310	5-20	.250	9-12	.750	12	25	37	34.7	15	9	19	5	5	50	43.3	
HIGH POINT	11/20/16	73-62	W	22-48	.458	3-11	.273	15-18	.833	4	26	30	33.5	22	13	18	4	3	62	48.0	
vs Wisconsin	11/26/16	69-44	W	10-43	.233	1-10	.100	23-37	.622	18	27	45	35.8	18	9	31	2	6	44	47.2	
at UNLV	11/27/16	57-64	L	18-51	.353	4-17	.235	24-32	.750	16	26	42	36.8	15	13	23	3	7	64	50.0	
JACKSON STATE	12/1/16	89-41	W	15-65	.231	1-6	.167	10-16	.625	13	20	33	36.3	19	8	20	5	10	41	48.7	
at West Virginia	12-4-16	61-66	L	23-43	.535	2-11	.182	18-32	.563	10	30	40	36.8	24	12	25	8	7	66	50.9	
ULM	12/10/16	97-40	W	14-46	.304	4-11	.364	8-16	.500	12	23	35	36.6	19	9	31	2	7	40	49.7	
OREGON	12/14/16	83-67	W	29-64	.453	5-13	.385	4-8	.500	15	26	41	37.0	19	23	17	3	3	67	51.4	
VCU	12/17/16	77-57	W	21-53	.396	3-9	.333	12-26	.462	10	25	35	36.8	16	15	17	4	7	57	51.9	
AUSTIN PEAY	12/20/16	66-38	W	14-58	.241	1-17	.059	9-15	.600	11	23	34	36.6	21	9	17	2	6	38	50.8	
MISSISSIPPI VALLEY	12/28/16	67-30	W	7-46	.152	1-9	.111	15-21	.714	16	27	43	37.1	18	3	40	5	7	30	49.2	
ARKANSAS	01/01/17	73-64	W	23-61	.377	7-23	.304	11-14	.786	6	27	33	36.8	15	19	13	3	6	64	50.2	
at Alabama	01/05/17	80-90	L	24-49	.490	6-15	.400	36-50	.720	9	33	42	37.1	19	16	20	5	7	90	52.9	
at Auburn	1/8/17	60-83	L	32-64	.500	8-15	.533	11-12	.917	13	19	32	36.8	15	25	13	4	13	83	54.8	
TENNESSEE	01/12/17	67-62	W	23-66	.348	1-9	.111	15-18	.833	15	27	42	37.1	15	11	13	0	8	62	55.2	
Opponents		938		318-918	.346	58-235	.247	244-364	.670	204	427	631	37.1	319	207	367	57	120	938	55.2	
Ole Miss		1244		457-1075	.425	105-316	.332	225-329	.684	238	440	678	39.9	344	260	269	61	188	1244	73.2	

Games played: 17

Points/game: 55.2

FG Pct: 34.6

3FG Pct: 24.7

FT Pct: 67.0

Rebounds/game: 37.1

Assists/game: 12.2

Turnovers/game: 21.6

Assist/turnover ratio: 0.6

Steals/game: 7.1

Blocks/game: 3.4



## SEASON/CONFERENCE SUMMARIES

SUMMARY	Overall Statistics										Conference Statistics									
	gp-gs	min/g	fg%	3fg%	ft%	r/g	a/g	stl	blk	pts/g	gp-gs	min/g	fg%	3fg%	ft%	r/g	a/g	stl	blk	pts/g
Muhammad, Madinah	14-14	30.5	.370	.319	.845	2.4	1.9	27	3	13.7	4-4	27.3	.364	.250	.882	1.3	2.3	3	1	12.8
Sessom, Shandricka	17-17	28.9	.407	.318	.571	5.6	1.9	19	10	12.5	4-4	32.8	.404	.286	1.000	7.5	2.8	0	3	11.5
Rowe, Chrishae	6-0	18.3	.393	.200	.733	3.3	1.5	10	1	10.3	2-0	18.5	.381	.375	.500	2.0	2.5	4	0	10.0
Sisk, Erika	17-17	27.2	.464	.296	.558	3.5	5.1	41	3	9.7	4-4	27.8	.444	.143	.667	2.8	5.5	8	0	7.8
Manuel, Taylor	16-16	20.6	.465	.000	.638	4.6	1.2	20	18	8.5	4-4	20.8	.455	.000	.857	4.8	0.5	5	6	6.5
Gibson, Shelby	17-1	15.5	.558	.500	.686	3.2	0.3	13	2	7.4	4-0	12.8	.529	.000	.500	3.3	0.0	1	0	5.3
Alston, Alissa	14-0	16.6	.391	.400	.692	1.1	2.6	14	1	6.2	4-0	15.5	.409	.667	.500	1.3	1.5	2	0	7.0
Joseph, Shequilia	17-16	21.3	.367	.292	.611	6.0	1.1	21	8	5.7	4-4	31.3	.471	.250	.875	8.0	1.3	6	2	10.5
Lewis, Torri	17-3	16.0	.447	.459	1.000	1.1	0.8	7	0	3.8	4-0	11.8	.500	.429	.000	0.8	1.0	1	0	2.8
Hart, Brettia	17-0	10.1	.610	.000	.700	3.4	0.4	5	9	3.4	4-0	5.0	.500	.000	.000	1.5	0.0	0	1	1.0
Glover, Bree	9-0	7.3	.267	.333	.714	1.2	0.4	3	2	1.6										
Rodgers, Kate	11-1	8.0	.429	.000	1.000	2.7	0.2	6	1	1.3	1-0	7.0	.000	.000	.000	0.0	0.0	0	0	0.0
Muhate, Cecilia	16-0	7.7	.261	.000	.500	2.3	0.1	2	3	1.1	4-0	4.3	.000	.000	.000	0.8	0.0	0	0	0.0
Totals	17		.425	.332	.684	39.9	15.3	188	61	73.2	4		.422	.289	.716	36.8	16.0	30	13	70.0
Opponent	17		.346	.247	.670	37.1	12.2	120	57	55.2	4		.425	.355	.777	37.2	17.8	34	12	74.8

SCORING	Overall Statistics									Conference Statistics								
	fg-fga	fg%	3fg-fga	3fg%	ft-fta	ft%	pts	pts/g		fg-fga	fg%	3fg-fga	3fg%	ft-fta	ft%	pts	pts/g	
Muhammad, Madinah	60-162	.370	23-72	.319	49-58	.845	192	13.7		16-44	.364	4-16	.250	15-17	.882	51	12.8	
Sessom, Shandricka	88-216	.407	28-88	.318	8-14	.571	212	12.5		19-47	.404	6-21	.286	2-2	1.000	46	11.5	
Rowe, Chrishae	24-61	.393	3-15	.200	11-15	.733	62	10.3		8-21	.381	3-8	.375	1-2	.500	20	10.0	
Sisk, Erika	64-138	.464	8-27	.296	29-52	.558	165	9.7		12-27	.444	1-7	.143	6-9	.667	31	7.8	
Manuel, Taylor	53-114	.465	0-0	.000	30-47	.638	136	8.5		10-22	.455	0-0	.000	6-7	.857	26	6.5	
Gibson, Shelby	43-77	.558	5-10	.500	35-51	.686	126	7.4		9-17	.529	0-2	.000	3-6	.500	21	5.3	
Alston, Alissa	27-69	.391	6-15	.400	27-39	.692	87	6.2		9-22	.409	2-3	.667	8-16	.500	28	7.0	
Joseph, Shequilia	36-98	.367	14-48	.292	11-18	.611	97	5.7		16-34	.471	3-12	.250	7-8	.875	42	10.5	
Lewis, Torri	21-47	.447	17-37	.459	6-6	1.000	65	3.8		4-8	.500	3-7	.429	0-0	.000	11	2.8	
Hart, Brettia	25-41	.610	0-0	.000	7-10	.700	57	3.4		2-4	.500	0-0	.000	0-0	.000	4	1.0	
Glover, Bree	4-15	.267	1-3	.333	5-7	.714	14	1.6										
Rodgers, Kate	6-14	.429	0-1	.000	2-2	1.000	14	1.3		0-0	.000	0-0	.000	0-0	.000	0	0.0	
Muhate, Cecilia	6-23	.261	0-0	.000	5-10	.500	17	1.1		0-3	.000	0-0	.000	0-0	.000	0	0.0	
Totals	457-1075	.425	105-316	.332	225-329	.684	1244	73.2		105-249	.422	22-76	.289	48-67	.716	280	70.0	
Opponent	318-918	.346	58-235	.247	244-364	.670	938	55.2		102-240	.425	22-62	.355	73-94	.777	299	74.8	

TOTALS	Overall Statistics										Conference Statistics									
	o-reb	d-reb	total	pf	fo	a	to	a/to	hi	pts	o-reb	d-reb	total	pf	fo	a	to	a/to	hi	pts
Muhammad, Madinah	12	22	34	34	1	26	33	0.8	24		1	4	5	11	0	9	7	1.3	21	
Sessom, Shandricka	17	79	96	47	1	32	39	0.8	26		3	27	30	11	1	11	13	0.8	14	
Rowe, Chrishae	8	12	20	10	0	9	10	0.9	20		1	3	4	4	0	5	4	1.3	18	
Sisk, Erika	23	37	60	30	1	86	45	1.9	16		3	8	11	9	1	22	9	2.4	9	
Manuel, Taylor	22	51	73	43	1	19	41	0.5	22		5	14	19	13	1	2	11	0.2	8	
Gibson, Shelby	25	29	54	49	1	5	14	0.4	16		4	9	13	13	1	0	5	0.0	12	
Alston, Alissa	6	10	16	30	1	36	21	1.7	14		3	2	5	11	1	6	10	0.6	12	
Joseph, Shequilia	40	62	102	32	1	19	16	1.2	16		12	20	32	11	0	5	4	1.3	16	
Lewis, Torri	1	18	19	13	0	14	15	0.9	11		0	3	3	3	0	4	3	1.3	6	
Hart, Brettia	19	39	58	23	1	6	6	1.0	11		1	5	6	5	1	0	1	0.0	2	
Glover, Bree	4	7	11	6	0	4	9	0.4	6											
Rodgers, Kate	8	22	30	12	0	2	12	0.2	6		0	0	0	3	0	0	0	0.0	0	
Muhate, Cecilia	13	24	37	15	0	2	8	0.3	6		2	1	3	0	0	0	0	0.0	0	
Totals	238	440	678	344	8	260	269	1.0	97		46	101	147	94	6	64	67	1.0	80	
Opponent	204	427	631	319	-	207	367	0.6	90		43	106	149	64	-	71	59	1.2	90	

## SEASON/CAREER SUMMARIES

## SEASON STATISTICS

## CAREER STATISTICS

SUMMARY	gp-gs	min/g	fg%	3fg%	ft%	r/g	a/g	stl	blk	pts/g	gp-gs	min/g	fg%	3fg%	ft%	r/g	a/g	stl	blk	pts/g
Muhammad, Madinah	14-14	30.5	.370	.319	.845	2.4	1.9	27	3	13.7	44-35	22.1	.320	.299	.821	1.7	1.1	52	9	9.5
Sessom, Shandricka	17-17	28.9	.407	.318	.571	5.6	1.9	19	10	12.5	78-66	23.1	.373	.276	.742	4.1	1.4	86	26	10.8
Rowe, Chrishae	6-0	18.3	.393	.200	.733	3.3	1.5	10	1	10.3	6-0	18.3	.393	.200	.733	3.3	1.5	10	1	10.3
Sisk, Erika	17-17	27.2	.464	.296	.558	3.5	5.1	41	3	9.7	80-78	28.0	.364	.192	.659	3.2	3.3	180	7	8.8
Manuel, Taylor	16-16	20.6	.465	.000	.638	4.6	1.2	20	18	8.5	16-16	20.6	.465	.000	.638	4.6	1.2	20	18	8.5
Gibson, Shelby	17-1	15.5	.558	.500	.686	3.2	0.3	13	2	7.4	17-1	15.5	.558	.500	.686	3.2	0.3	13	2	7.4
Alston, Alissa	14-0	16.6	.391	.400	.692	1.1	2.6	14	1	6.2	43-3	14.5	.321	.375	.573	1.5	1.9	34	3	4.8
Joseph, Shequila	17-16	21.3	.367	.292	.611	6.0	1.1	21	8	5.7	111-76	18.5	.330	.264	.667	3.5	0.8	70	39	5.3
Lewis, Torri	17-3	16.0	.447	.459	1.000	1.1	0.8	7	0	3.8	47-9	15.9	.335	.335	.731	1.1	0.8	26	2	4.4
Hart, Bretta	17-0	10.1	.610	.000	.700	3.4	0.4	5	9	3.4	82-9	11.6	.515	.000	.488	3.7	0.2	56	56	3.4
Glover, Bree	9-0	7.3	.267	.333	.714	1.2	0.4	3	2	1.6	9-0	7.3	.267	.333	.714	1.2	0.4	3	2	1.6
Rodgers, Kate	11-1	8.0	.429	.000	1.000	2.7	0.2	6	1	1.3	11-1	8.0	.429	.000	1.000	2.7	0.2	6	1	1.3
Muhate, Cecilia	16-0	7.7	.261	.000	.500	2.3	0.1	2	3	1.1	39-1	9.5	.397	.000	.441	2.6	0.3	14	14	1.7
SCORING	fg-fga	fg%	3fg-fga	3fg%	ft-fta	ft%	pts	pts/g			fg-fga	fg%	3fg-fga	3fg%	ft-fta	ft%	pts	pts/g		
Muhammad, Madinah	60-162	.370	23-72	.319	49-58	.845	192	13.7			133-416	.320	60-201	.299	92-112	.821	418	9.5		
Sessom, Shandricka	88-216	.407	28-88	.318	8-14	.571	212	12.5			340-912	.373	92-333	.276	72-97	.742	844	10.8		
Rowe, Chrishae	24-61	.393	3-15	.200	11-15	.733	62	10.3			24-61	.393	3-15	.200	11-15	.733	62	10.3		
Sisk, Erika	64-138	.464	8-27	.296	29-52	.558	165	9.7			242-664	.364	33-172	.192	189-287	.659	706	8.8		
Manuel, Taylor	53-114	.465	0-0	.000	30-47	.638	136	8.5			53-114	.465	0-0	.000	30-47	.638	136	8.5		
Gibson, Shelby	43-77	.558	5-10	.500	35-51	.686	126	7.4			43-77	.558	5-10	.500	35-51	.686	126	7.4		
Alston, Alissa	27-69	.391	6-15	.400	27-39	.692	87	6.2			62-193	.321	12-32	.375	71-124	.573	207	4.8		
Joseph, Shequila	36-98	.367	14-48	.292	11-18	.611	97	5.7			208-631	.330	95-360	.264	82-123	.667	593	5.3		
Lewis, Torri	21-47	.447	17-37	.459	6-6	1.000	65	3.8			66-197	.335	56-167	.335	19-26	.731	207	4.4		
Hart, Bretta	25-41	.610	0-0	.000	7-10	.700	57	3.4			118-229	.515	0-0	.000	39-80	.488	275	3.4		
Glover, Bree	4-15	.267	1-3	.333	5-7	.714	14	1.6			4-15	.267	1-3	.333	5-7	.714	14	1.6		
Rodgers, Kate	6-14	.429	0-1	.000	2-2	1.000	14	1.3			6-14	.429	0-1	.000	2-2	1.000	14	1.3		
Muhate, Cecilia	6-23	.261	0-0	.000	5-10	.500	17	1.1			25-63	.397	0-0	.000	15-34	.441	65	1.7		
TOTALS	o-reb	d-reb	t-reb	pf	fo	ast	to	a/to			o-reb	d-reb	t-reb	pf	fo	ast	to	a/to		
Muhammad, Madinah	12	22	34	34	1	26	33	0.8			24	52	76	105	1	49	73	0.7		
Sessom, Shandricka	17	79	96	47	1	32	39	0.8			95	227	322	201	7	112	170	0.7		
Rowe, Chrishae	8	12	20	10	0	9	10	0.9			8	12	20	10	0	9	10	0.9		
Sisk, Erika	23	37	60	30	1	86	45	1.9			109	147	256	188	8	263	213	1.2		
Manuel, Taylor	22	51	73	43	1	19	41	0.5			22	51	73	43	1	19	41	0.5		
Gibson, Shelby	25	29	54	49	1	5	14	0.4			25	29	54	49	1	5	14	0.4		
Alston, Alissa	6	10	16	30	1	36	21	1.7			26	38	64	108	7	82	67	1.2		
Joseph, Shequila	40	62	102	32	1	19	16	1.2			169	225	394	203	3	88	147	0.6		
Lewis, Torri	1	18	19	13	0	14	15	0.9			9	42	51	47	0	39	27	1.4		
Hart, Bretta	19	39	58	23	1	6	6	1.0			122	180	302	157	8	15	57	0.3		
Glover, Bree	4	7	11	6	0	4	9	0.4			4	7	11	6	0	4	9	0.4		
Rodgers, Kate	8	22	30	12	0	2	12	0.2			8	22	30	12	0	2	12	0.2		
Muhate, Cecilia	13	24	37	15	0	2	8	0.3			40	63	103	49	1	11	25	0.4		

2016-17 BOXSCORES

Ole Miss 81, Southeastern Louisiana 31  
Nov. 11, 2016 (Oxford, Miss./The Pavilion at Ole Miss)

The Ole Miss women's basketball team kicked off the season with an 81-31 win over the Southeastern Louisiana Lady Lions at The Pavilion at Ole Miss on Friday. **Madinah Muhammad** led the way with 16 points while **Shequila Joseph** and **Cecilia Muhate** each posted seven rebounds. The win marked the ninth consecutive season-opening win for the Rebels and the fourth of the **Matt Insell** era.

Southeastern Louisiana 31 • 0-1

#	Player	Total		3-Ptr		Rebounds			PF	TP	A TO Blk Stl				Min
		FG-FGA	FG-FGA	FT-FTA	Off Def Tot	PF	TP	A TO Blk Stl							
13	Stinson, Taz	g	3-8	0-0	1-4	1	1	2	4	7	0	2	1	2	18
14	Underwood, Taylin	g	2-11	0-4	0-0	1	2	3	4	4	0	5	0	3	30
23	Scholvin, Jaclyn	g	1-7	0-3	2-4	1	2	3	1	4	0	1	0	1	23
24	Morrison, Tyler	g	0-9	0-5	1-2	2	6	8	2	1	2	9	0	3	35
30	Brailey, Ashallee	g	1-4	0-2	1-2	0	1	1	2	3	0	2	0	1	14
01	Dawsey, Courtney		0-1	0-1	0-0	1	0	1	3	0	2	2	0	1	19
02	Hall, Tytiana		1-2	0-0	4-4	2	1	3	0	6	0	0	0	0	8
05	Dugas, Charliee		1-4	0-1	0-0	0	0	0	3	2	0	4	0	1	15
12	Harrison, Chambria		0-4	0-0	2-2	0	0	1	4	2	0	0	0	1	11
22	Stewart, Chey		0-2	0-0	0-0	0	2	2	3	0	0	0	0	1	6
33	Warren, Bre		0-2	0-1	2-2	0	2	2	2	0	3	0	1	1	21
Team						7	2	9							
Totals			9-54	0-17	13-20	15	20	35	28	31	4	28	1	14	200
1st - FG %:		11-15	13.3%	2nd: 2-18	11.1%	3rd: 0-10	0.0%	4th: 5-11	45.5%	Game: 9-54	16.7%	Deadball			
3FG %:		0-5	0.0%	0-6	0.0%	0-4	0.0%	0-17	0.0%	0-17	0.0%	Rebounds			
FT %:		1-2	50.0%	3-4	75.0%	7-10	70.0%	2-4	50.0%	13-20	65.0%	6			

Ole Miss 81 • 1-0

#	Player	Total		3-Ptr		Rebounds			PF	TP	A TO Blk Stl				Min
		FG-FGA	FG-FGA	FT-FTA	Off Def Tot	PF	TP	A TO Blk Stl							
11	Joseph, Shequila	f	1-2	1-2	1-2	2	5	7	0	4	2	2	1	0	15
50	Manuel, Taylor	f	6-7	0-0	2-4	3	0	3	2	14	0	1	0	0	20
05	Sisk, Erika	g	3-7	1-4	0-0	2	3	5	2	7	7	5	0	2	33
20	Muhammad, Madinah	g	7-15	1-6	1-3	1	2	3	1	16	2	3	1	7	37
23	Sessom, Shandricka	g	3-11	3-7	1-2	0	3	3	4	10	1	1	1	0	20
01	Glover, Bree		1-2	0-0	2-3	0	2	2	2	4	2	2	0	1	14
10	Muhate, Cecilia		2-4	0-0	2-2	1	6	7	2	6	0	3	1	0	12
24	Hart, Brett		0-0	0-0	2-2	2	1	3	0	2	0	1	1	0	7
32	Rodgers, Kate		2-4	0-0	0-0	2	3	5	2	4	1	3	0	1	11
42	Gibson, Shelby		4-9	1-2	5-6	5	1	6	1	14	0	1	1	2	14
44	Lewis, Torri		0-4	0-2	0-0	0	2	2	2	0	2	4	0	0	17
Team						4	3	7							
Totals			29-65	7-23	16-24	22	31	53	18	81	17	26	7	12	200
1st - FG %:		11-19	57.9%	2nd: 5-17	29.4%	3rd: 5-13	38.5%	4th: 8-16	50.0%	Game: 29-65	44.6%	Deadball			
3FG %:		2-4	50.0%	1-5	20.0%	2-7	28.6%	2-7	28.6%	7-23	30.4%	Rebounds			
FT %:		5-6	83.3%	3-6	50.0%	2-3	66.7%	6-9	66.7%	16-24	66.7%	2			

Officials: Amy Bonner, Wesley Dean, Troy Winters  
Technical fouls: Southeastern Louisiana-None. Ole Miss-None.  
Attendance: 909

Score by periods	1st	2nd	3rd	4th	Total
Southeastern Louisiana	5	7	7	12	31
Ole Miss	29	14	14	24	81

Ole Miss 68, Jacksonville State 50  
Nov. 17, 2016 (Oxford, Miss./The Pavilion at Ole Miss)

The Ole Miss women's basketball team used eight fourth-quarter points from Taylor Manuel and a double-double from Shandricka Sessom to pick up a 68-50 win over Jacksonville State on Thursday night. Ole Miss (3-0) opened the fourth quarter with a 5-0 run to pull ahead, but the story of the fourth quarter was the emergence of Manuel. With just three points entering the final stanza, Manuel went off for eight points in the fourth.

Jacksonville State 50 • 1-2

#	Player	Total		3-Ptr		Rebounds			PF	TP	A TO Blk Stl				Min
		FG-FGA	FG-FGA	FT-FTA	Off Def Tot	PF	TP	A TO Blk Stl							
34	PEARSON, Rayven	f	1-5	0-0	0-0	1	5	6	1	2	1	0	2	0	17
13	PATTERSON, Ki-Ki	g	2-6	1-4	0-0	0	0	0	1	5	1	1	1	0	26
22	MCLIN, Destany	g	4-14	0-2	1-2	2	3	5	0	9	0	3	0	0	24
23	BUCHANON, Lacey	g	0-5	0-0	0-0	0	0	0	2	0	1	2	0	1	16
24	MORRISON, Gretchen	g	2-6	2-6	0-0	0	0	0	1	6	1	0	0	0	32
01	TOWELS, Morgan		0-1	0-1	0-0	0	0	0	2	0	0	0	0	0	2
02	STRAIN, Leah		1-3	0-0	0-0	0	0	0	0	2	1	1	0	0	10
03	NAUGHTON, Kelly		1-3	1-2	0-0	0	0	0	1	3	2	5	0	0	15
04	BENSON, Briana		2-8	1-5	3-4	2	5	7	2	8	1	2	0	1	19
15	LONG, Chloe		0-1	0-0	0-0	0	4	4	2	0	0	1	0	0	10
32	PHELION, Tyler		3-4	0-0	5-6	2	2	4	1	11	0	1	2	1	21
33	MAGRUDER, Tasha		2-2	0-0	0-0	0	0	0	1	4	1	2	0	2	8
Team						5	6	11	1						
Totals			18-58	5-20	9-12	12	25	37	15	50	9	19	5	5	200
1st - FG %:		2-21	9.5%	2nd: 7-13	53.8%	3rd: 6-13	46.2%	4th: 3-11	27.3%	Game: 18-58	31.0%	Deadball			
3FG %:		2-7	28.6%	2-7	28.6%	1-3	33.3%	0-3	0.0%	5-20	25.0%	Rebounds			
FT %:		1-2	50.0%	6-6	100.0%	1-2	50.0%	1-2	50.0%	9-12	75.0%	2			

Ole Miss 68 • 3-0

#	Player	Total		3-Ptr		Rebounds			PF	TP	A TO Blk Stl				Min
		FG-FGA	FG-FGA	FT-FTA	Off Def Tot	PF	TP	A TO Blk Stl							
11	Joseph, Shequila	f	5-10	3-6	0-0	2	7	9	0	13	2	3	1	2	34
50	Manuel, Taylor	f	5-11	0-0	3-5	0	2	2	3	13	3	3	0	0	18
05	Sisk, Erika	g	4-11	2-3	5-8	1	3	4	1	15	6	2	1	5	35
20	Muhammad, Madinah	g	2-5	1-2	7-8	0	2	2	1	12	3	2	0	1	36
23	Sessom, Shandricka	g	5-13	1-4	0-1	2	9	11	3	11	0	5	1	1	35
10	Muhate, Cecilia		0-0	0-0	0-0	0	1	1	2	0	0	0	0	1	4
24	Hart, Brett		1-4	0-0	0-0	2	1	3	1	2	0	0	0	0	12
42	Gibson, Shelby		0-1	0-0	0-0	0	1	1	2	0	0	0	0	0	13
44	Lewis, Torri		1-1	0-0	0-0	0	1	1	0	2	0	0	0	1	13
Team						2	1	3							
Totals			23-56	7-15	15-22	9	28	37	13	68	14	15	3	11	200
1st - FG %:		4-15	26.7%	2nd: 4-12	33.3%	3rd: 7-15	46.7%	4th: 8-14	57.1%	Game: 23-56	41.1%	Deadball			
3FG %:		2-5	40.0%	1-4	25.0%	2-2	100.0%	2-4	50.0%	7-15	46.7%	Rebounds			
FT %:		3-6	50.0%	5-8	62.5%	3-5	60.0%	4-5	80.0%	15-22	68.2%	6,1			

Officials: Mark Zentz, Laura Morris, Chaney Muench  
Technical fouls: Jacksonville State-TEAM. Ole Miss-None.  
Attendance: 876

Score by periods	1st	2nd	3rd	4th	Total
Jacksonville State	7	22	14	7	50
Ole Miss	13	14	19	22	68

Last FG - JSU 4th-01:41, OM 4th-04:09.  
Largest lead - JSU by 5 2nd-00:35, OM by 21 4th-04:09.  
JSU led for 08:24. OM led for 29:56. Game was tied for 01:40.

Score tied - 3 times.  
Lead changed - 6 times.

Ole Miss 76, Lipscomb 49  
Nov. 13, 2016 (Oxford, Miss./The Pavilion at Ole Miss)

The Ole Miss women's basketball team picked up their second win of the young season with a 76-49 win over Lipscomb on Sunday evening. Junior guard **Shandricka Sessom** led the way with 26 points, while Oxford native **Erika Sisk** added 14 points and a team-best nine rebounds, which ties her career best. Against the Bison, Ole Miss post players accounted for 26 points and had 44 points come in the paint.

Lipscomb 49 • 0-2

#	Player	Total		3-Ptr		Rebounds			PF	TP	A TO Blk Stl				Min
		FG-FGA	FG-FGA	FT-FTA	Off Def Tot	PF	TP	A TO Blk Stl							
11	FLUQUA, Amber	f	0-2	0-2	0-0	0	0	0	3	0	0	1	0	0	8
24	BANKS, Alex	f	0-3	0-2	2-2	0	4	4	2	2	0	3	0	0	23
32	ASSENA, Laure	f	1-6	0-0	2-2	2	2	4	1	4	1	0	0	0	18
12	BROUGHTON, Aurianna	g	0-3	0-1	0-0	1	0	1	0	0	1	1	0	0	15
22	CAGLE, Loren	g	2-6	0-2	0-3	0	2	2	2	4	1	5	0	2	29
00	JONES, Loshaveon	g	1-5	0-1	2-4	0	1	1	5	4	2	2	1	1	15
02	POTTS, Kennedy		1-1	0-0	0-0	0	1	1	2	2	1	1	0	0	12
03	LOVELADY, Meredith		2-9	1-6	2-2	0	2	2	1	7	0	2	0	1	24
04	DAVIES, Jessica		1-2	0-0	2-2	0	0	0	2	4	0	0	0	0	11
05	SHORT, Carleigh		0-0	0-0	0-0	0	0	0	0	0	0	1	0	0	1
14	MANOS, Lexi		2-3	1-2	0-0	0	0	0	0	5	1	3	0	0	17

**Ole Miss 69, Wisconsin 44**  
**Nov. 26, 2016 (Las Vegas, Nevada/Cox Pavilion )**

Ole Miss extended its season opening win streak to five straight with a 69-44 win over Wisconsin in the opening round of the Lady Rebel Round-Up hosted by UNLV on Saturday. Madinah Muhammad had a career night with 22 points, while Torri Lewis was also in double figures with 10 points. Freshman Kate Rodgers led the way on the glass with a team-best eight rebounds

**Wisconsin 44 • 1-5**

#	Player		FG-FGA	FG-FGA	3-Ptr	FT-FTA	Off	Def	TP	PF	TP	A	To	Blk	Stl	Min	
33	Fredrickson, Courtney	f	2-8	0-2	2-4	3	4	7	1	6	3	8	0	1	29		
40	Young, Aiyanna	f	1-5	0-0	5-12	2	5	7	2	7	2	2	0	1	26		
3	Shaw, Kendall	c	0-3	0-0	4-4	3	4	7	2	4	0	1	1	1	20		
10	Van Leeuwen, Kendra	g	0-1	0-1	0-0	0	2	2	3	0	2	4	0	0	18		
23	McMorris, Cayla	g	5-13	1-4	6-7	1	1	2	2	17	0	1	0	1	27		
03	Gilrath, Suzanne	g	0-2	0-1	0-0	0	1	1	1	0	0	0	1	0	9		
05	Marble, Roichelle	g	0-1	0-0	3-4	0	0	0	3	3	0	7	0	0	18		
11	Howard, Marsha	g	2-6	0-0	2-4	4	4	8	3	6	1	3	0	2	17		
14	Laszewski, Abby	g	0-1	0-0	0-0	0	1	1	0	0	0	1	0	0	7		
15	Richardson, Lexy	g	0-2	0-1	0-0	1	0	1	0	0	0	0	0	0	1		
20	Kuhn, Taylor	g	0-0	0-0	0-0	0	0	0	0	0	0	0	0	0	2		
24	Johnson, Malayna	g	0-0	0-0	0-0	0	1	1	0	0	0	0	0	0	6		
30	Gregory, Gabby	g	0-1	0-1	1-2	1	3	4	1	1	1	4	0	0	20		
Team						3	1	4									
Totals			10-43	1-10	23-37	18	27	45	18	44	9	31	2	6	200		
1st - FG %:		5-12	41.7%	2nd:	2-7	28.6%	3rd:	2-14	14.3%	4th:	1-10	10.0%	Game:		10-17	58.8%	Deadball
3FG %:		0-1	0.0%	0-1	0.0%	1-3	33.3%	0-5	0.0%	0-5	0.0%	0-0	0-0		0.0%	Rebounds	
FT %:		8-9	88.9%	5-8	62.5%	6-12	50.0%	4-8	50.0%	23-27	85.2%	22	7			7	

**Ole Miss 69 • 5-0**

#	Player		Total		3-Ptr		Rebounds		PF	TP	A	TO	Blk	Stl	Min		
			FG-FGA	FG-FGA	FT-FTA	Off	Def	Total									
11	Joseph, Shequilia	f	0-4	0-1	0-0	3	0	3	3	0	0	1	0	1	11		
50	Manuel, Taylor	f	2-8	0-0	2-4	1	3	4	2	6	0	3	1	4	26		
05	Sisk, Erika	g	4-5	1-1	0-2	0	3	3	2	9	1	4	1	2	24		
20	Muhammad, Madinah	g	7-20	3-8	5-7	1	1	2	4	22	0	2	0	3	35		
23	Sessom, Shandricka	g	2-8	0-5	1-1	0	1	1	4	5	1	2	0	2	17		
01	Glover, Bree	g	0-0	0-0	0-0	0	0	0	0	0	0	0	0	0	2		
10	Muhate, Cecilia	g	0-0	0-0	0-0	2	3	1	0	0	0	3	0	7	7		
24	Hart, Bretta	g	1-3	0-0	0-0	1	0	1	4	2	3	1	0	0	9		
25	Alston, Alissa	g	1-3	0-0	6-7	0	1	1	2	8	2	0	0	0	17		
32	Rodgers, Kate	g	1-1	0-0	0-0	1	7	8	0	2	1	1	0	0	13		
42	Gibson, Shelby	g	2-4	0-0	1-1	1	3	4	4	5	0	0	0	2	14		
44	Lewis, Torri	g	2-2	2-2	4-4	1	0	1	2	10	0	1	0	1	25		
Team						2	1	3									
Totals			22-58	6-17	19-26	12	22	34	28	69	8	18	2	16	200		
1st - FG %:		6-20	30.0%	2nd:	7-14	50.0%	3rd:	1-11	9.1%	4th:	8-13	61.5%	Game:		22-58	37.9%	Deadball
3FG %:		1-7	14.3%	3-3	100.0%	1-4	25.0%	1-3	33.3%	6-17	35.3%	0	0	0	0	Rebounds	
FT %:		7-10	70.0%	4-4	100.0%	5-9	55.6%	3-3	100.0%	19-26	73.1%	4				4	

Officials: Rick Thorne, Janetta Graham, Nicole Brannon

Technical fouls: Wisconsin-None. Ole Miss-None.

Attendance: 931

Lady Rebel Round-Up Day 1 Game 2

Score by periods	1st	2nd	3rd	4th	Total
Wisconsin	18	9	11	6	44
Ole Miss	20	21	8	20	69

Last FG - WIS 4th-03:21, OM 4th-00:45.

Largest lead - WIS by 3 1st-01:49, OM by 25 4th-00:45.

WIS led for 03:11. OM led for 34:53. Game was tied for 01:52.

**Ole Miss vs Jackson State**  
**Dec. 1, 2016 (Oxford, Miss./The Pavilion at Ole Miss)**

In front of a record crowd of 8,088 fans, the Ole Miss women's basketball team picked up an 89-41 win over Jackson State. The win gives Ole Miss its 800th all-time program win and moves Ole Miss to a perfect 5-0 at The Pavilion this season. Ole Miss (6-1) had a fairly balanced score sheet with 10 players making their way into the scoring book with Shandricka Sessom leading the way with her second double-double of the season.

**Jackson State 41 • 3-2**

#	Player		Total		3-Ptr		Rebounds		PF	TP	A	TO	Blk	Stl	Min
			FG	FGA	FG	FGA	FT	FTA							
04	Moore,Khadijah	f	0-4	0-0	0-0	0	3	3	2	0	1	1	0	2	12
24	Adams,Kierra	c	1-7	0-0	1-2	1	1	2	3	3	0	2	1	2	13
01	Williams,Sumer	g	1-8	0-0	1-4	2	3	5	2	3	0	2	1	2	28
14	Perry,Kawaii	g	1-1	0-0	2-2	0	0	0	2	4	0	1	0	0	8
21	Wiggins,Derica	g	0-8	0-2	2-2	1	1	2	3	2	3	3	1	1	21
03	Williams,Daisha	g	4-6	1-2	1-2	0	1	1	2	10	1	2	1	1	13
05	Gray,Oshaela	g	1-5	0-1	0-0	0	2	2	0	2	3	2	0	0	14
11	Woodson,Radejah	g	1-2	0-0	0-0	0	0	0	1	2	0	4	0	0	21
23	Hamer,Marneisha	g	0-2	0-0	0-0	0	1	1	0	0	0	1	0	0	10
25	Evans,Edneshia	g	0-1	0-0	0-0	1	0	1	1	0	0	0	0	0	2
30	Cowen,Jasmine	g	2-3	0-0	0-0	1	0	1	0	4	0	0	0	1	16
32	Shelton,Keendra	g	3-10	0-0	1-2	2	2	4	2	7	0	2	1	0	24
35	Causey,Chelsea	g	1-8	0-1	2-2	0	0	0	1	4	0	0	0	1	18
Team						5	6	11							
Totals			15-65	1-6	10-16	13	20	33	19	41	8	20	5	10	200
1st - FG %: 6-19 31.6%      2nd: 4-17 23.5%      3rd: 4-15 26.0%      4th: 1-13 7.7%      Game: 15-65 23.1%      Deadball															
3FG %: 0-2 0.0%      0-1 0.0%      1-2 50.0%      0-1 0.0%      1-6 16.7%      0 0      0															

**Ole Miss 89 • 6-1**

#	Player	Total		3-Ptr		Rebounds		PF	TP	A	TO	Blk	Stl	Min	
		FG-FGA	FG-FGA	FT-FTA	FT-FTA	Off	Def								
32	Rodgers, Kate	f	0-1	0-0	0-0	0	3	3	2	0	0	3	0	2	9
50	Manuel, Taylor	f	2-5	0-0	0-2	2	3	5	0	4	1	0	0	1	11
05	Sisk, Erika	g	4-6	0-0	4-8	4	1	5	3	12	6	3	0	2	20
20	Muhammad, Madinah	g	2-8	1-4	0-0	1	0	1	3	5	0	3	0	1	20
23	Sessom, Shandricka	g	8-17	2-8	0-0	1	9	10	0	18	2	2	1	0	24
01	Glover, Bree	g	0-4	0-0	0-0	0	3	3	1	0	0	3	0	0	13
10	Muhate, Cecilia	g	1-2	0-0	0-2	1	4	5	3	2	0	0	0	0	18
11	Joseph, Shequilia	g	2-3	1-2	0-0	3	1	4	0	5	2	1	0	3	13
24	Hart, Bretta	g	5-6	0-0	1-2	5	5	10	3	11	0	0	2	1	12
25	Alston, Alissa	g	5-9	1-2	3-4	0	2	2	2	14	7	1	0	1	19
42	Gibson, Shelby	g	4-4	0-0	4-4	1	2	3	3	12	1	2	0	0	15
44	Lewis, Torri	g	2-4	2-3	0-0	0	3	3	0	6	1	0	0	0	20
Team						1	3	4							
Totals			35-69	7-19	12-22	19	39	58	20	89	20	4	12	200	
1st - FG %: 10-16 62.5%      2nd: 12-19 63.2%      3rd: 9-22 40.9%      4th: 4-12 33.3%      Game: 35-69 50.7%      Deadball															
3FG %: 0-2 0.0%      1-3 33.3%      0-5 0.0%      1-2 50.0%      7-19 36.8%      0															

Officials: Michael McConnell, Kelly Johnson, Charlie Hust

Technical fouls: Jackson State-None. Ole Miss-None.

Attendance: 8088

14th Annual Kids Game

Score by periods	1st	2nd	3rd	4th	Total
Jackson State	13	9	16	3	41
Ole Miss	28	26	23	12	89

Last FG - JCKSTW 4th-09:34, OM 4th-05:47.

Largest lead - JCKSTW by 1 1st-08:02, OM by 48 4th-01:55.

JCKSTW led for 01:05. OM led for 36:52. Game was tied for 01:58.

Points	In	Off	2nd	Fast	Bench
JCKSTW	20	7	0	0	29
OM	46	18	13	12	50

Score tied - 0 times.

Lead changed - 1 time.

**UNLV 64, Ole Miss 57**  
**Nov. 27, 2016 (Las Vegas, Nevada/Cox Pavilion )**

The Ole Miss women's basketball team dropped a heartbreaker in the championship of the Lady Rebel Round-Up, 65-57, to host UNLV. The loss was the first of the season for the Rebels and moves them to 5-1 on the year, which is the best start to the Matt Insell era. Madinah Muhammad posted a new career-high with 24 points. Shandricka Sessom led the rebounding efforts with six rebounds.

**Ole Miss 57 • 5-1**

#	Player		Total		3-Ptr		Rebounds		PF	TP	A	TO	Blk	Stl	Min
			FG-FGA	FG-FGA	FT-FTA	FT-FTA	Off	Def							
11	Joseph, Shequilia	f	0-5	0-4	0-0	0	2	2	1	0	1	2	0	1	21
50	Manuel, Taylor		2-4	0-0	2-2	0	2	2	2	6	1	4	1	0	25
5	Sisk, Erika	g	1-5	0-1	1-3	0	3	3	2	3	4	0	0	2	26
20	Muhammad, Madinah	g	8-13	4-6	4-4	1	4	5	4	24	2	5	0	3	38
23	Sessom, Shandricka	g	5-16	2-5	0-0	2	4	6	4	12	2	3	1	0	35
24	Hart, Bretta	g	2-3	0-0	0-0	0	3	3	4	4	0	1	1	1	15
25	Alston, Alissa		0-1	0-1	1-1	0	1	1	4	1	4	2	1	0	10
32	Rodgers, Kate		0-1	0-1	0-0	0	0	0	0	0	0	0	0	0	4
42	Gibson, Shelby		2-3	0-0	0-0	2	1	3	3	4	0	0	0	0	15
44	Lewis, Torri		1-1	1-1	0-0	0	0	0	0	3	0	0	0	0	11
	Team						2	3							
Totals			21-52	7-19	25-0	6	22	28	24	57	13	21	6	7	200
1st FG %			5-10	50.0%	2nd FG %	0-2	0.0%	3rd FG %	1-2	50.0%	Game 21-52		40.0%	Deadball Rebounds	
FT %			5-6	83.3%	3rd FT %	3-5	60.0%	4th FT %	6-15	40.0%	Game 21-52		40.0%		
						1-4	25.0%		1-1	100.0%	Game 21-52		38.9%		
						2-2	100.0%		1	100.0%	Game 21-52		80.0%		



## 2016-17 OLE MISS WBB GAME NOTES

## AT NO. 4/4 MISSISSIPPI STATE (GAME 18)

## 2016-17 BOXSCORES

### Ole Miss 97, La.-Monroe 40 Dec. 10, 2016 (Oxford, Miss./The Pavilion at Ole Miss)

The Ole Miss women's basketball team moved to 6-0 at The Pavilion at Ole Miss with a 97-40 win over La.-Monroe on Saturday afternoon. Sophomore Madinah Muhammad led the Ole Miss offense with 21 points for her third game of 20+ points this season, while classmate Alissa Alston dished out a career-best nine assists for the most assists for a Rebel since Valencia McFarland had 10 in 2014.

#### ULM 40 • 2-6

#	Player	Total		3-Ptr		Rebounds		PF	TP	A	TO	Blk	Stl	Min		
		FG-FGA	FG-FGA	FT-FTA	Off	Def										
20	Oestreich, Logan	f	1-6	0-0	1-3	2	2	4	3	3	0	5	2	1	19	
25	Ratliff, Stephanie	f	3-4	0-0	0-0	2	1	3	2	6	0	0	0	1	15	
01	Collins, Alexis	g	2-9	0-2	0-0	2	2	4	2	4	6	9	0	0	26	
14	Jackson, Andreanna	g	0-6	0-1	2-2	1	1	2	3	2	0	1	0	0	8	
23	Moody, Carissa	g	2-5	0-1	0-0	0	4	4	1	4	0	1	0	1	28	
10	Marker, Lauren		0-2	0-0	0-0	0	0	0	0	0	0	1	0	1	14	
11	Lunsford, Destini		0-3	0-1	1-4	1	2	3	0	1	0	7	0	2	19	
24	Briggs, Tanisha		0-0	0-0	0-0	0	0	0	1	0	0	0	0	0	2	
34	Cortez, Gabriella		5-9	4-6	2-3	0	3	3	2	16	2	0	0	1	26	
35	Archer, London		0-1	0-0	2-4	2	0	2	2	1	4	0	0	0	25	
41	Anderson, Dani		1-1	0-0	0-0	0	2	2	2	2	2	0	0	0	18	
	Team						2	6	8		1					
	Totals		14-46	4-11	8-16	12	23	35	19	40	9	31	2	7	200	
1st FG %:		2-10	20.0%	2nd:	2-14	14.3%	3rd:	10-14	71.4%	4th:	0-8	0.0%	Game:	14-46	30.4%	Deadball Rebounds 3
3FG %:		1-3	33.3%	2nd:	0-4	0.0%	3rd:	3-3	100.0%	4th:	1-3	33.3%	Game:	4-11	36.4%	
FT %:		0-2	0.0%	2nd:	2-2	100.0%	3rd:	1-4	25.0%	4th:	5-8	62.5%	Game:	8-16	50.0%	

#### Ole Miss 97 • 7-2

#	Player	Total		3-Ptr		Rebounds		PF	TP	A	TO	Blk	Stl	Min		
		FG-FGA	FG-FGA	FT-FTA	Off	Def	Tot									
11	Joseph, Shequila	f	1-4	0-1	0-0	1	4	5	0	2	0	0	2	2	13	
42	Gibson, Shelby	f	3-4	1-1	1-1	3	1	4	1	8	0	0	0	1	18	
05	Sisk, Erika	g	4-10	1-3	4-4	1	2	3	2	13	3	2	0	4	18	
20	Muhammad, Madinah	g	5-12	4-9	7-9	0	1	1	0	21	4	1	0	2	33	
23	Sessom, Shandricka	g	6-11	4-6	0-0	0	2	2	3	16	6	1	0	2	29	
01	Glover, Bree		2-7	0-2	2-2	3	1	4	2	6	2	2	1	3	15	
10	Muhate, Cecilia		1-5	0-0	3-6	4	3	7	1	5	1	1	0	0	19	
24	Hart, Bretta		5-7	0-0	0-0	1	5	6	1	10	0	0	1	2	19	
25	Alston, Alissa		2-6	0-2	0-0	1	0	1	2	4	9	2	0	4	23	
32	Rodgers, Kate		2-5	0-0	2-2	3	3	6	1	6	0	1	0	0	11	
44	Lewis, Torri		2-2	2-2	0-0	0	1	1	0	6	0	0	0	0	2	
Team							3	2	5							
Totals			33-73	12-26	19-24	20	25	45	13	97	25	10	4	20	200	
1st FG %:		10-18	55.6%	2nd: 6-15		40.0%	3rd: 11-15		73.3%	4th: 6-25		24.0%	Game: 33-73		45.2%	Deadball Rebounds 2
3FG %:		5-9	55.6%	2nd: 2-6		33.3%	3rd: 3-5		60.0%	4th: 2-6		33.3%	19-24		79.2%	
FT %:		6-8	75.0%	4-6		66.7%	4-4		100.0%	5-6		83.3%				

Officials: Susan Blauch, Gina Cross, Bruce Morris  
Technical fouls: ULM-None. Ole Miss-None.  
Attendance: 1001

Score by periods	1st	2nd	3rd	4th	Total
ULM	5	6	24	5	40
Ole Miss	31	18	29	19	97

Last FG - ULM 3rd-01:47, OM 4th-03:58.  
Largest lead - ULM None, OM by 57 4th-01:27.  
ULM led for 00:00. OM led for 39:46. Game was tied for 00:12.

### Ole Miss 77, VCU 57 Dec. 17, 2016 (Oxford, Miss./The Pavilion at Ole Miss)

The Ole Miss women's basketball team ran its record at The Pavilion at Ole Miss to a perfect 8-0 and extended its win streak to three straight with a 77-57 win over VCU on Saturday afternoon. In just her second game in an Ole Miss uniform, Chrishae Rowe led the Ole Miss (9-2) with 14 points off the bench, while Shandricka Sessom added 12 points. Oxford native Erika Sisk dished out 10 assists and tallied eight points.

#### VCU 57 • 5-6

#	Player		Total	3-Ptr	Rebounds															
			FG-FGA	FG-FGA	FT-FTA	Off	Def	Tot	PF	TP	A	To	Blk	Stl	Min					
23	Skinner, Sandra	f	0-3	0-0	0-0	1	3	4	1	0	0	2	2	0	13					
32	Gibson, Bria	f	2-5	0-1	3-6	1	2	3	1	7	0	2	0	1	24					
01	Goodhope, Galaisha	g	3-4	1-1	1-6	0	0	0	1	8	6	3	0	0	24					
24	Rowser, Mooriah	g	6-11	0-1	0-0	0	1	1	0	12	1	1	0	2	21					
34	Robinson, Keira	g	2-7	1-2	1-2	0	3	3	1	6	3	0	0	1	25					
00	Pegram, Ashley		0-3	0-0	2-2	0	0	0	1	2	2	1	0	1	16					
03	Williams, Nyra		0-0	0-0	0-0	0	1	1	0	1	0	1	0	0	3					
20	Maddox, JaiLyn		2-3	0-1	0-0	0	0	0	0	4	1	0	0	0	5					
21	Mitchell, Ashlee		0-0	0-0	1-2	1	1	2	1	1	1	1	0	1	13					
22	Strong, Katherine		2-7	0-1	1-2	2	0	2	4	5	0	0	0	0	13					
25	Brelve, Curteona		2-6	0-0	2-4	2	10	12	2	6	0	2	0	0	22					
30	Hammond, Danielle		0-0	0-0	0-0	0	0	0	1	0	0	0	1	0	7					
45	Thorpe, Isis		2-4	1-2	1-2	1	0	1	2	6	0	4	1	1	14					
	Team					2	4	6												
Totals			21-53	3-9	12-26	10	25	35	16	57	15	17	4	7	200					
1st FG %:			5-17	29.4%	2nd:			6-13	46.2%	3rd:			5-11	45.5%	4th:			5-12	41.7%	Game: 21-53 39.6%
3FG %:			0-0	0.0%	2nd:			2-3	66.7%	3rd:			0-3	0.0%	4th:			1-3	33.3%	
FT %:			3-6	50.0%	2nd:			3-4	75.0%	3rd:			2-6	33.3%	4th:			10-12	83.3%	
																				Deadball Rebound 7,2

#### Ole Miss 77 • 9-2

#	Player	FG	Total	3-Ptr	Rebounds	PF	TP	A	To	Blk	Stl	Min				
		FG-FA	FG-FA	FT-FTA	Off Def Tot											
11	Joseph, Shequila	f	3-4	1-2	0-0	0	3	3	3	7	2	1	0	0	17	
50	Manuel, Taylor	f	4-10	0-0	1-2	0	6	6	3	9	4	1	0	0	27	
05	Sisk, Erika	g	3-6	1-2	1-2	1	1	2	0	8	10	5	0	1	25	
23	Sessom, Shandricka	g	5-10	2-3	0-0	1	2	3	4	12	0	2	0	1	19	
44	Lewis, Torri	g	3-5	2-3	0-0	0	3	3	0	8	2	1	0	1	26	
01	Glover, Bree		1-1	1-1	0-0	0	0	0	0	3	0	0	0	0	5	
10	Muhate, Cecilia		1-1	0-0	0-0	0	2	2	1	2	0	0	1	0	8	
21	Rowe, Chrishae		5-13	0-2	4-6	0	2	2	3	14	0	2	0	0	22	
24	Hart, Bretta		0-1	0-0	0-0	0	5	5	2	0	0	0	0	0	10	
25	Alston, Alissa		3-6	2-4	1-2	0	0	0	2	9	3	1	0	1	23	
32	Rodgers, Kate		0-1	0-0	0-0	0	1	1	0	0	0	0	0	1	8	
42	Gibson, Shelby		1-2	1-1	2-2	0	1	1	4	5	0	1	0	0	10	
	Team				9-14	6	2	8								
	Totals		29-60	10-18	9-14	8	28	36	22	77	21	14	1	5	200	
1st FG %:		7-16	43.8%	2nd: 9-17		52.9%	3rd: 8-15		53.3%	4th: 5-12		41.7%	Game: 29-60		48.3%	Deadball Rebound 1,1
3FG %:		4-6	66.7%	1-3		33.3%	3-4		75.0%	2-5		40.0%	10-18		55.6%	
FT %:		1-2	50.0%	1-2		50.0%	6-8		75.0%	9-14		64.3%				

Officials: Mark Zentz, Frank Steratore, Meadow Overstreet  
Technical fouls: VCU-None. Ole Miss-None.  
Attendance: 956

Score by periods	1st	2nd	3rd	4th	Total
VCU	13	17	12	15	57
Ole Miss	19	20	20	18	77

Last FG - VCU 4th-00:35, OM 4th-00:23.  
Largest lead - VCU None, OM by 23 4th-06:03.  
VCU led for 00:00. OM led for 39:47. Game was tied for 00:13.

### Ole Miss 83, No. 25 Oregon 67 Dec. 14, 2016 (Oxford, Miss./The Pavilion at Ole Miss)

The Ole Miss women's basketball team (8-2) took advantage of a huge opportunity at home and came up with a resounding 83-67 win over No. 25 Oregon on Wednesday night at The Pavilion at Ole Miss. The win keeps Ole Miss perfect at home and is Ole Miss' fourth win over a ranked opponent in the last three years and the first over a non-SEC foe since 2006-07.



## 2016-17 BOXSCORES

**Ole Miss 67, Mississippi Valley State 30**  
**Dec. 28, 2016 (Oxford, Miss./The Pavilion at Ole Miss)**

The Ole Miss women's basketball team closed out the non-conference slate with a 67-30 win over Mississippi Valley State on Wednesday. Shelby Gibson led the Rebel offense with 16 points off the bench, while Ole Miss picked up its 10th straight win at The Pavilion and fifth consecutive win. Taylor Manuel led the way with eight rebounds — a new season-high.

**Mississippi Valley 30 • 3-8**

#	Player	Total		3-Ptr		Rebounds		PF	TP	A	TO	Bk	Stl	Min	
		FG-FGA	FG-FGA	FT-FTA	Off	Def	Total								
13	Hailey, Kenya	f	0-2	0-1	4-4	1	3	4	3	4	0	9	0	0	22
20	Beals, Ashely	f	0-5	0-0	3-4	2	4	6	1	3	0	4	0	0	27
34	Smith, Nyla	f	0-3	0-1	0-0	0	2	2	0	0	0	1	1	0	18
11	Elliot, Lauren	g	2-7	0-0	3-5	1	5	6	2	7	2	5	0	0	26
25	Reed, Christina	g	3-17	1-5	1-2	1	2	3	2	8	0	4	3	0	21
01	Ebron, Lynshawn		0-1	0-1	2-2	0	1	1	2	2	0	8	0	2	22
04	Parker, Kristy		1-4	0-1	2-4	2	1	3	3	4	0	0	0	1	11
05	Tarrant, Alexandria		0-2	0-0	0-0	0	1	1	0	0	0	2	0	0	10
11	Green, Stormy		0-0	0-0	0-0	0	0	0	0	0	0	0	0	0	1
12	Arnold, Kenya		0-1	0-0	0-0	1	0	1	1	0	0	3	0	0	8
21	Bolden, Kassadey		0-1	0-0	0-0	2	0	2	1	0	0	0	0	0	3
23	Hemphill, Destiny		0-0	0-0	0-0	0	0	0	0	0	0	0	0	0	10
30	Sheard, Rickisha		0-1	0-0	0-0	0	3	3	1	0	1	2	0	0	0
54	Holmon, Jazmine		1-2	0-0	0-0	1	2	3	2	2	0	1	0	0	11
Team						5	3	8							
Totals			7-46	1-9	15-21	16	27	43	18	30	3	40	5	7	200

1st FG %:	4-20	20.0%	2nd:	3-8	37.5%	3rd:	0-11	0.0%	4th:	0-7	0.0%	Game:	7-46	15.2%	Deadball
3FG %:	1-3	33.3%	0-3	0.0%	0-0	0.0%	0-3	0.0%	1-9	11.1%	Rebounds				
FT %:	1-2	50.0%	0-7	85.7%	4-6	66.7%	4-6	66.7%	15-21	71.4%	3,2				

**Ole Miss 67 • 11-2**

#	Player		Total	3-Ptr	Rebounds		PF	TP	A	TO	Bk	Stl	Min		
			FG-FA	FG-FA	FT-FTA	Off								Def	
11	Joseph, Shequilia	f	0-4	0-3	0	1	5	6	3	0	1	0	1	2	16
50	Manuel, Taylor	f	2-4	0-0	0	0	2	6	8	3	4	1	5	5	17
05	Sisk, Erika	g	1-7	1-1	0-2	0	1	0	7	5	3	0	0	6	22
20	Muhammad, Madinah	g	4-12	2-6	0-0	2	2	4	2	10	3	3	0	3	23
23	Sessom, Shandricka	g	5-13	1-5	0-0	1	4	5	2	11	0	1	0	1	21
01	Glover, Bree		0-0	0-0	0-0	0	0	0	0	0	0	0	0	0	2
10	Muhate, Cecilia		1-4	0-0	0-0	3	1	4	1	2	0	0	1	0	10
21	Rowe, Chrisae		1-10	0-3	0-0	3	3	6	2	3	2	1	3	19	
24	Hart, Bretta		2-3	0-0	3-4	0	2	2	0	7	1	0	0	0	12
25	Alston, Alissa		3-5	0-0	2-2	1	0	1	1	8	1	2	0	5	18
32	Rodgers, Kate		0-0	0-0	0-0	0	0	0	0	0	0	0	1	0	6
42	Gibson, Shelby		6-8	0-0	4-9	5	2	7	4	16	0	0	0	3	19
44	Lewis, Torri		0-4	0-4	0-0	0	0	0	1	0	1	1	0	0	15
	Team					3	0	3							
Totals			27-74	4-22	9-17	21	26	47	19	67	16	17	9	24	200

1st FG %:	6-15	40.0%	2nd:	8-19	42.1%	3rd:	8-17	47.1%	4th:	5-23	21.7%	Game:	27-74	36.5%	Deadball
3FG %:	2-5	40.0%	1-5	16.7%	0-5	0.0%	1-5	16.7%	4-22	18.2%	Rebounds				
FT %:	8-10	80.0%	0-2	0.0%	0-2	0.0%	1-3	33.3%	9-17	52.9%	5				

Officials: Michael Price, Pualani Spurlock, Jules Gallien

Technical fouls: Mississippi Valley-None, Ole Miss-None.

Attendance: 1151

Score by periods	1st	2nd	3rd	4th	Total
Mississippi Valley	10	12	4	4	30
Ole Miss	22	17	16	12	67

Last FG - MVSU 2nd 01:14, OM 4th 01:52.

Largest lead - MVSU None, OM by 37 4th 01:52.

MVSU led for 00:00, OM led for 39:42. Game was tied for 00:17.

Points	In	Off	2nd	Fast
MVSU	10	T/O	Chance	Break
OM	40	31	19	10

Score tied - 0 times.  
Lead changed - 0 times.

**Alabama 90, Ole Miss 80**  
**Jan. 5, 2017 (Tuscaloosa, Ala./Coleman Coliseum)**

The Ole Miss women's basketball team (12-3, 1-1 SEC) cut Alabama's once 18-point fourth quarter lead all the way to five points with less than a minute remaining behind a whopping 16 fourth-quarter points from Chrishae Rowe, but came up short in a 90-80 road loss to the Crimson Tide. Ole Miss got the Alabama lead to five points twice in the final 1:30 of the game, but the home team closed the game with five unanswered to earn the win.

**Ole Miss 80 • 12-3, 1-1 SEC**

#	Player	Total		3-Ptr		Rebounds		PF	TP	A	TO	Bk	Stl	Min	
		FG-FGA	FG-FGA	FT-FTA	Off	Def	Tot								
11	Joseph, Shequilia	f	2-6	0-2	0-0	0	6	6	4	4	1	1	1	0	23
50	Manuel, Taylor	f	1-5	0-0	2-2	1	1	2	5	4	0	4	0	2	18
05	Sisk, Erika	g	2-4	0-1	2-3	1	0	1	5	6	5	3	0	4	18
20	Muhammad, Madinah	g	6-12	1-3	7-9	0	1	1	4	20	3	2	0	2	28
23	Sessom, Shandricka	g	6-10	2-5	0-0	0	4	4	5	14	2	1	2	0	33
10	Muhate, Cecilia		0-0	0-0	0-0	2	0	2	0	0	0	0	0	0	6
21	Rowe, Chrisae		7-17	3-7	1-2	1	1	2	3	18	2	2	0	3	21
24	Hart, Bretta		0-0	0-0	0-0	0	1	1	0	0	0	1	0	0	3
25	Alston, Alissa		0-4	0-1	5-8	0	0	0	5	5	1	1	0	0	15
32	Rodgers, Kate		0-0	0-0	0-0	0	0	0	3	0	0	0	0	0	7
42	Gibson, Shelby		2-4	0-0	0-0	0	2	2	5	4	0	2	0	1	15
44	Lewis, Torri		2-3	1-2	0-0	0	1	1	2	5	0	0	0	0	13
Team						4	3	7							
Totals			28-65	7-21	17-24	9	20	29	41	80	14	17	3	12	200

1st FG %:	5-17	29.4%	2nd:	8-17	47.1%	3rd:	4-10	40.0%	4th:	11-21	52.4%	Game:	28-65	43.1%	Deadball
3FG %:	1-3	33.3%	1-5	20.0%	1-3	33.3%	4-10	40.0%	7-21	33.3%	Rebounds				
FT %:	2-3	66.7%	3-9	100.0%	4-4	100.0%	8-14	57.1%	17-24	70.8%	2				

**Alabama 90 • 13-2, 1-1 SEC**

#	Player	Total		3-Ptr		Rebounds		PF	TP	A	TO	Bk	Stl	Min	
		FG-FGA	FG-FGA	FT-FTA	Off	Def	Tot								
20	Williams, Ashley	f	2-4	0-0	3-5	1	5	6	3	7	1	4	0	1	26
23	Wade, Shaquera	f	2-10	0-1	8-9	1	6	7	2	12	1	2	0	0	33
03	Lewis, Jordan	g	2-5	1-4	6-10	0	2	2	5	11	7	5	0	2	36
11	Cook, Hannah	g	5-9	3-6	5-6	0	4	4	2	18	2	2	0	1	36
15	Knight, Meoshonti	g	8-11	2-3	11-14	0	3	3	0	29	2	4	0	3	38
01	Botton, Quanetria		2-4	0-0	3-6	2	4	6	5	7	0	2	0	0	10
05	da Silva, Alana		0-1	0-1	0-0	0	2	2	0	0	1	1	0	0	4
13	Knight, Coco		0-1	0-0	0-0	0	1	1	2	0	1	0	0	0	3
25	Knight, Ashley		3-4	0-0	0-0	1	4	5	0	6	1	0	5	0	14
Team						4	2	6							
Totals			24-49	6-15	36-50	9	33	42	19	90	16	20	5	7	200

1st FG %:	10-19	52.6%	2nd:	3-12	25.0%	3rd:	9-14	64.3%	4th:	2-4	50.0%	Game:	24-49	48.0%	Deadball
3FG %:	5-5	100.0%	0-4	0.0%	1-5	20.0%	0-1	0.0%	6-15	40.0%	Rebounds				
FT %:	1-2	50.0%	7-8	87.5%	5-8	62.5%	23-32	71.9%	36-50	72.0%	10				

Officials: Mark Zentz, Metta Roberts, Kelly Johnson

Technical fouls: Ole Miss-None, Alabama-Botton, Quanetria.

Attendance: 2588

Score by periods	1st	2nd	3rd	4th	Total
Ole Miss	13	20	13	34	80
Alabama	26	13	24	27	90

Last FG - OM 4th 00:43, UA 4th 01:18.

Largest lead - OM by 2 1st 09:49, UA by 18 4th 09:53.

OM led for 01:53, UA led for 37:56. Game was tied for 00:11.

Score tied - 0 times.

Lead changed - 5 times.

**Ole Miss 73, Arkansas 64**  
**Jan. 1, 2017 (Oxford, Miss./The Pavilion at Ole Miss)**

Behind a double-double from senior Shequilia Joseph with 15 points and a career-best 13 rebounds the Ole Miss women's basketball team (12-2, 1-0 SEC) picked up its third consecutive win in its SEC opener with a 73-64 win over Arkansas on New Year's Day. The win was the 11th straight home win for the Rebels and the sixth straight overall win.

**Arkansas 64 • 11-3, 0-1 SEC**

#	Player	Total		3-Ptr		Rebounds		PF	TP	A	TO	Bk	Stl	Min	
		FG-FGA	FT-FTA	FG-FGA	FT-FTA	Off	Def								
00	JACKSON, Jessica	f	3-15	2-8	3-4	2	8	10	1	11	4	2	0	1	38
04	SWENSON, Keiryn	f	6-13	4-9	3-3	1	3	4	1	19	0	1	1	1	37
22	ZIMMERMAN, Bailey	f	0-1	0-1	0-0	0	2	2	1	0	1	4	0	1	22
14	MASON, Jailyn	g	5-11	0-0	0-0	0	5	5	4	10	10	1	1	0	36
21	COSPER, Devin	g	4-9	0-2	1-1	0	3	3	3	9	2	1	0	2	33
02	WILSON, Aaliyah		1-6	1-3	0-0	0	2	2	3	3	2	3	0	0	19
35	COOLEY, Alecia		4-6	0-0	4-6	0	1	1	2	12	0	1	1	1	15
Team						3	3	6							
Totals			23-61	7-23	11-11	6-27	33	15	64	19	3	3	6	20	200
1st: FG: 3-15		20.0%	2nd: 6-11	54.5%	3rd: 6-18	33.3%	4th: 8-17	47.1%	Game: 22-61		37.7%	Deadball			
FT: 1-7		14.3%	5-10	50.0%	1-7	14.3%	3-7	42.9%	11-14		78.6%	Rebounds		2,1	
3FG: 1-2		33.3%	5-5	100.0%	2-3	66.7%	4-4	100.0%	11-14		78.6%				

2016-17 BOXSCORES

Ole Miss 67, Tennessee 62  
Jan. 12, 2017 (Oxford, Miss./The Pavilion at Ole Miss)

The Ole Miss women's basketball team (13-4, 2-2 SEC) was on the right side of history in a 67-62 win over Tennessee on Thursday night at The Pavilion at Ole Miss. The win snapped a 28-game losing streak to the women's basketball powerhouse and gave Ole Miss its 12th consecutive win on its home floor this season – the longest home winning streak in the last decade.

Tennessee 62 • 10-6, 2-2 SEC

#	Player		Total		3-Ptr		Rebounds			PF	TP	A	TO	Blk	Stl	Min		
			FG-FGA	FG-FGA	FT-FTA	Off	Def	Tot										
10	Jackson, Meme	f	1-5	0-1	0-0	0	1	1	1	2	0	1	0	0	0	22		
31	Nared, Jaime	f	9-18	1-4	4-4	2	5	7	2	23	2	4	0	0	0	40		
21	Russell, Mercedes	c	4-14	0-0	4-5	2	4	6	4	12	1	2	0	4	34			
00	Reynolds, Jordan	g	4-7	0-0	2-2	1	3	4	4	10	3	1	0	3	35			
11	DeShields, Diamond	g	4-15	0-2	5-7	4	8	12	3	13	3	3	0	1	40			
04	Nunn, Schaquilla		0-0	0-0	0-0	1	1	2	0	0	0	0	0	0	6			
33	Middleton, Alexa		1-7	0-2	0-0	0	3	3	1	2	2	2	0	0	23			
Team						5	2	7										
Totals						23-66	1-9	15-18	15	27	42	15	62	11	13	0	8	200

1st - FG %: 4-16 25.0% 2nd: 9-20 45.0% 3rd: 6-14 42.9% 4th: 4-16 25.0% Game: 23-66 34.8% Deadball

3FG %: 0-2 0.0% 1-2 50.0% 0-2 0.0% 0-3 0.0% 1-9 11.1% Rebounds

FT %: 3-3 100.0% 2-4 50.0% 5-6 83.3% 5-5 100.0% 15-18 83.3% 0,1

Ole Miss 67 • 13-4, 2-2 SEC

#	Player	Total		3-Ptr		Rebounds			PF	TP	A	TO	Blk	Stl	Min
		FG-FGA	FG-FGA	FT-FTA	Off	Def	Tot								
11	Joseph, Shequilia	f	2-5	0-0	3-4	5	2	7	3	7	1	1	0	0	30
50	Manuel, Taylor	f	4-8	0-0	0-0	1	6	7	3	8	1	3	4	3	29
05	Sisk, Erika	g	3-8	0-1	3-4	0	3	3	3	9	2	2	0	1	26
20	Muhammad, Madinah	g	7-17	1-5	6-6	0	1	1	3	21	1	1	0	0	39
23	Sessom, Shandricka	g	5-13	2-6	2-2	0	11	11	1	14	4	1	1	0	37
10	Muhate, Cecilia		0-1	0-0	0-0	0	1	1	0	0	0	0	0	0	4
24	Hart, Bretta		1-3	0-0	0-0	1	2	3	5	2	0	0	1	0	10
25	Alston, Alissa		2-5	1-1	0-0	1	0	1	1	5	3	3	0	1	15
42	Gibson, Shelby		0-0	0-0	1-2	0	4	4	3	1	0	1	0	0	6
44	Lewis, Torri		0-0	0-0	0-0	0	1	1	0	0	0	0	0	0	4
Team			1	0	1										
Totals			24-60	4-13	15-18	9	31	40	22	67	12	6	5	200	

1st - FG %: 9-18 50.0% 2nd: 3-13 23.1% 3rd: 8-18 44.4% 4th: 4-11 36.4% Game: 24-60 40.0% Deadball

3FG %: 2-4 50.0% 0-5 0.0% 2-3 66.7% 0-1 0.0% 4-13 30.8% Rebounds

FT %: 1-2 50.0% 0-0 0.0% 2-2 100.0% 12-14 85.7% 15-18 83.3%

Officials: Bob Trammell, Brian Garland, Ed Sidlasky  
Technical fouls: Tennessee-None. Ole Miss-None.  
Attendance: 1503

Score by periods	1st	2nd	3rd	4th	Total
Tennessee	11	21	17	13	62
Ole Miss	21	6	20	20	67

Last FG - UT 4th-00:04, OM 4th-01:39.  
Largest lead - UT by 13 3rd-07:30, OM by 12 2nd-09:41.  
UT led for 18:07, OM led for 19:11. Game was tied for 02:42.

	In	Off	2nd	Fast
Points	Paint	T/O	Chance	Break
UT	36	16	9	8
OM	34	16	6	3

Score tied - 7 times.  
Lead changed - 3 times.

Ole Miss at South Carolina  
Jan. 19, 2017 (Columbia, SC/Colonial Life Arena)

Ole Miss vs. Alabama  
Jan. 22, 2017 (Oxford, Miss./The Pavilion at Ole Miss)



## THE PAVILION AT OLE MISS



The centerpiece of the Forward Together campaign is the brand new, state-of-the-art \$96.5-million Pavilion at Ole Miss. On July 31, 2014, ground was broken on the 225,000-square foot arena that officially opened its doors on January 7, 2016 with the Rebel men's basketball team's victory over Alabama.

Designed by AECOM and built by BL Harbert, The Pavilion boasts a capacity of 9,500 fans and includes a number of first-class amenities, including courtside and baseline seating for students, three premium club areas for fans and more than 1,700 premium seats all within an intimate seating bowl. The men's and women's locker rooms measure almost 1,500 square feet, while the facility also houses two visiting team locker rooms, officials' locker rooms, a volleyball locker room and green room space.

Ole Miss worked with Daktronics to design, manufacture and install the largest center-hung video display board in college sports with nearly 2,400 square feet of LED. The center-hung configuration consists of 13 video displays for a total of more than 3.6 million LEDs. It includes four main video displays, two undermount video displays, four corner displays and three 360-degree rings.

The main entrance and north lobby of The Pavilion features the C Spire Speedzone, an interactive lounge through partnership with C Spire that also includes Steak 'n Shake, Raising Cane's, Rebel Locker Room by Lids and a ticket office. The C Spire Speedzone offers a lightning fast, 1 gigabit-per-second, fiber optic-enabled Wi-Fi network as well as social media digital displays, power port enabled charging stations and a kiosk to purchase mobile devices and accessories.


The Pavilion also includes a five-story parking garage with 800 spaces that services the entire campus community.

The placement of The Pavilion allows Ole Miss to further enhance its athletics complex — better connecting athletics to the heart of the best campus in higher education. This centralized location creates an impressive “front door” for Rebel Athletics and a destination point not only on a gameday but every day of the week.

The Pavilion at Ole Miss is the crown jewel of the Forward Together Campaign, which surpassed its original goal of \$150 million in just more than four years and continues toward its new goal of \$200 million. Other components of the campaign include a north end zone expansion and suite renovations at Vaught-Hemingway Stadium, renovation of the Gillom Center, FedEx Academic Support Center and Starnes Athletic Training Center, as well as other future projects.

## FACILITY HIGHLIGHTS

- Opened January 7, 2016
- More than 225,000 total square feet
- Seats approximately 9,500 fans and includes 1,700 premium seats
- Houses men's and women's locker rooms measuring almost 1,500 square feet
- Features largest center-hung video display board in college sports with nearly 2,400 square feet of LED
- Concourse highlighted by the C Spire Speedzone, which includes Steak 'n Shake, Raising Cane's, Rebel Locker Room by Lids and a ticket office
- Includes five-story parking garage with more than 800 spaces





## RADIO/TELEVISION ROSTER

