

ALABAMA

CRIMSON TIDE

WOMEN'S BASKETBALL



2016-17 SCHEDULE/RESULTS

Opponent	TV	Time (CT)/Result
November		
4 WEST ALABAMA ¹	SECN+	W, 86-34
11 NEW ORLEANS	SECN+	W, 78-57
14 MISSISSIPPI VALLEY STATE	SECN+	W, 93-44
17 LIPSCOMB	SECN+	W, 82-35
22 GEORGIA SOUTHERN	SECN+	W, 66-48
27 ALABAMA A&M	SECN+	W, 97-29

December		
1 ALCORN STATE	SECN+	W, 93-43
4 KANSAS ²	SEC Network	W, 71-65 ^{OT}
11 at Georgetown		L, 59-70
15 GEORGIA STATE ³	SECN+	W, 80-57
17 GEORGIA TECH	SECN+	W, 67-65
19 vs. McNeese State ⁴		W, 84-63
20 vs. UTEP ⁴		W, 78-60
28 FLORIDA A&M	SECN+	W, 81-46

January		
1 at 6/6 South Carolina *	ESPN2	L, 45-93
5 OLE MISS *	SECN+	W, 90-80
8 at Missouri *	SECN+	W, 59-58
12 KENTUCKY *	SECN+	L, 54-71
15 ARKANSAS *	SEC Network	L, 50-68
19 4/4 MISSISSIPPI STATE ⁵	SECN+	7 p.m.
22 at Ole Miss *	SECN+	2 p.m.
26 at Vanderbilt *	SEC Network	8 p.m.
29 AUBURN *	SEC Network	5 p.m.

February		
5 at LSU *	SEC Network	3 p.m.
9 at 25/RV Texas A&M *	SECN+	7 p.m.
12 FLORIDA ⁶	SEC Network	1 p.m.
16 TENNESSEE *	SECN+	7 p.m.
20 at Auburn *	SEC Network	6 p.m.
23 at Georgia *	SECN+	6 p.m.
26 MISSOURI *	SECN+	2 p.m.

March		
1-5 at SEC Tournament ⁷	SECN/ESPNU/2	TBA

1 Exhibition Game
2 SEC/Big 12 Challenge
3 5th Grade Fastbreak Game
4 Patrick Harrington Classic (Niceville, Fla.)
5 We Back Pat Game
6 Play4Kay/Power of Pink Game
7 Southeastern Conference Tournament (Greenville, S.C.)
* Southeastern Conference game
BOLD indicates home game
Rankings listed are AP/Coaches

FOLLOW US

Follow Alabama women's basketball on social media sites listed below for up-to-date news, exclusive content and more.



FOLLOW US ON TWITTER AND
INSTAGRAM @ALABAMAWBB



LIKE US ON FACEBOOK AT
ALABAMAWBB

GAME 19: ALABAMA VS. NO. 4/4 MISSISSIPPI STATE

JAN. 19, 2017 | 7 P.M. CT | TUSCALOOSA, ALA. | COLEMAN COLISEUM (15,383)

TV: SEC NETWORK + (PLAY-BY-PLAY: ELI GOLD, ANALYST: RICK MOODY, SIDELINE: HANNAH CHALKER)

RADIO: CRIMSON TIDE NETWORK (PLAY-BY-PLAY: ROGER HOOVER, ANALYST: TYLER WILLIAMS)



ALABAMA CRIMSON TIDE

2016-17 Record: _____ 14-4
2016-17 SEC Record: _____ 2-3
Leading Scorer: _____ M. Knight (13.1)
Leading Rebounder: _____ Wade (6.6)
Leader in Assists: _____ Lewis (4.3)
Head Coach: _____ Kristy Curry
Record at Alabama (Years): _____ 56-55 (4)
Career Record (Years): _____ 365-204 (18)



MISSISSIPPI STATE BULLDOGS

2016-17 Record: _____ 19-0
2016-17 SEC Record: _____ 5-0
Leading Scorer: _____ Vivians (17.3)
Leading Rebounder: _____ Okorie (6.4)
Leader in Assists: _____ William (4.1)
Head Coach: _____ Vic Shaefer
Record at MSU (Years): _____ 109-46 (5)
Career Record (Years): _____ 189-156 (12)

INSIDE THE SERIES

Overall: 56th Meeting (Alabama leads 36-19)

In Tuscaloosa: 15-9 | In Starkville: 18-9 | At Neutral Sites: 3-1

Current Streak: Mississippi State +3

Last Meeting: Feb. 28, 2016 (L, 52-61, in Starkville)

Series Notes: The last two meeting have been decided by a combined 11 points. The Tide's last win in the series came on Feb. 20, 2014 (72-64 in Tuscaloosa).

OPENING TIP

▶▶ Alabama closes out its three-game homestand on Thursday when it welcomes the fourth-ranked Mississippi State Bulldogs to town. The game will be part of the SEC's annual We Back Pat week, which is focused on bringing awareness and recognition to The Pat Summitt Foundation, a fund of East Tennessee Foundation, and its fight against Alzheimer's disease.

▶▶ Junior Meoshonti Knight leads three in double figures with 13.1 points per game. She is followed by sophomore Shaquera Wade (12.0 ppg) and junior Hannah Cook (11.2 ppg). Wade averages a team-best 6.6 boards per game, while freshman Jordan Lewis has dished out a team-high 4.3 assists per contest.













▶▶ Freshman Ashley Knight has 46 blocks on the year, which ranks No. 1 in the Southeastern Conference and 13th in the nation. She currently stands at No. 7 on Alabama's single-season top 10 list and is two blocks away from tying Leslie Payne at No. 6. Yolanda Watkins holds the Crimson Tide record at 68 blocks, which she achieved during the 1993-94 season.

▶▶ Junior Ashley Williams is 73 points away from reaching 1,000 for her career.

OVERALL • 14-4
SEC • 2-3
LAST 10 • 7-3

HOME • 11-2
AWAY • 1-2
NEUTRAL • 2-0

**PREVIOUS GAME'S STARTERS
HIGHLIGHTED IN SHADED BOX**

0		LAKYESHA STENNIS (Goes by: KeKe) G • 5-9 • Jr. • Lexington, Ky. <table><tr><th>PPG</th><th>RPG</th><th>APG</th><th>SPG</th><th>BPG</th><th>MPG</th></tr><tr><td>0.8</td><td>0.8</td><td>0.1</td><td>0.0</td><td>0.0</td><td>5.4</td></tr></table>	PPG	RPG	APG	SPG	BPG	MPG	0.8	0.8	0.1	0.0	0.0	5.4	LAST GAME: 1 assist NOTE: Scored the first points of her UA career in its win over Alabama A&M, where she finished with six points and three rebounds ... recorded her first assist vs. Arkansas.	CAREER HIGHS Pts: 6 vs. Ala. A&M (11/27/16) Rebs: 3 vs. Ala. A&M (11/27/16) Asts: 1 vs. Arkansas (1/15/17)
PPG	RPG	APG	SPG	BPG	MPG											
0.8	0.8	0.1	0.0	0.0	5.4											
1		QUANETRIA BOLTON (Goes by: NeNe) F • 6-0 • Jr. • Anniston, Ala. <table><tr><th>PPG</th><th>RPG</th><th>APG</th><th>SPG</th><th>BPG</th><th>MPG</th></tr><tr><td>8.5</td><td>3.7</td><td>0.5</td><td>0.4</td><td>0.9</td><td>15.2</td></tr></table>	PPG	RPG	APG	SPG	BPG	MPG	8.5	3.7	0.5	0.4	0.9	15.2	LAST GAME: 6 points, 1 rebound, 2 assists, 1 steal NOTE: Hit the game-winning three at Missouri with 0.4 seconds remaining ... scored in double figures six times this season.	CAREER HIGHS Pts: 21 vs. MVSU (11/22/15) Rebs: 12 vs. Georgetown (12/12/15) Blks: 5 vs. MVSU (11/14/16)
PPG	RPG	APG	SPG	BPG	MPG											
8.5	3.7	0.5	0.4	0.9	15.2											
3		JORDAN LEWIS G • 5-7 • Fr. • Windermere, Fla. <table><tr><th>PPG</th><th>RPG</th><th>APG</th><th>SPG</th><th>BPG</th><th>MPG</th></tr><tr><td>9.2</td><td>4.2</td><td>4.3</td><td>1.7</td><td>0.0</td><td>30.5</td></tr></table>	PPG	RPG	APG	SPG	BPG	MPG	9.2	4.2	4.3	1.7	0.0	30.5	LAST GAME: 1 point, 3 rebounds, 4 steals NOTE: Three-time SEC Freshman of the Week (11/15, 12/27, 1/10) ... Starting point guard as a true freshman ... Alabama's leader in assists (4.3), which ranks fifth in the SEC.	CAREER HIGHS Pts: 21 vs. MVSU (11/14/16) Rebs: 8, twice Asts: 8 vs. Georgia Tech (12/17/16)
PPG	RPG	APG	SPG	BPG	MPG											
9.2	4.2	4.3	1.7	0.0	30.5											
5		ALANA DA SILVA G • 5-6 • Jr. • Sao Paulo, Brazil <table><tr><th>PPG</th><th>RPG</th><th>APG</th><th>SPG</th><th>BPG</th><th>MPG</th></tr><tr><td>1.7</td><td>1.3</td><td>1.5</td><td>0.4</td><td>0.1</td><td>11.0</td></tr></table>	PPG	RPG	APG	SPG	BPG	MPG	1.7	1.3	1.5	0.4	0.1	11.0	LAST GAME: 1 assist, 1 block, 1 steal NOTE: Transferred from New Mexico JC ... 2016 NJCAA Honorable Mention All-American ... 2015 WJCAC Freshman of the Year.	CAREER HIGHS Pts: 8 vs. MVSU (11/14/16) Rebs: 4, twice Asts: 4 vs. Alcorn State (12/1/16)
PPG	RPG	APG	SPG	BPG	MPG											
1.7	1.3	1.5	0.4	0.1	11.0											
10		DAIJIA RUFFIN G • 5-9 • So. • Louisville, Ky. <table><tr><th>PPG</th><th>RPG</th><th>APG</th><th>SPG</th><th>BPG</th><th>MPG</th></tr><tr><td>—</td><td>—</td><td>—</td><td>—</td><td>—</td><td>—</td></tr></table>	PPG	RPG	APG	SPG	BPG	MPG	—	—	—	—	—	—	NOTE: Transferred to UA after playing one season at UT Martin ... will sit out the 2016-17 season ... Three-time OVC Freshman of the Week ... OVC Player of the Week (Dec. 1, 2015) ... averaged 14.1 pts, on 47.2 percent shooting, 5.7 rebs, 3.1 assts and 1.8 stls.	CAREER HIGHS Pts: — Rebs: — Asts: —
PPG	RPG	APG	SPG	BPG	MPG											
—	—	—	—	—	—											
11		HANNAH COOK G • 6-0 • Jr. • Ozark, Mo. <table><tr><th>PPG</th><th>RPG</th><th>APG</th><th>SPG</th><th>BPG</th><th>MPG</th></tr><tr><td>11.2</td><td>5.3</td><td>1.9</td><td>1.3</td><td>0.1</td><td>30.1</td></tr></table>	PPG	RPG	APG	SPG	BPG	MPG	11.2	5.3	1.9	1.3	0.1	30.1	LAST GAME: 5 points, 8 rebounds, 1 block NOTE: Leads the SEC in three-point field goals per game (2.4); second in percentage (.364) ... has only missed two free throw all season (30-for-32).	CAREER HIGHS Pts: 24, twice Rebs: 15 vs. Middle Tenn. (11/27/15) Asts: 6 at Arkansas (2/18/16)
PPG	RPG	APG	SPG	BPG	MPG											
11.2	5.3	1.9	1.3	0.1	30.1											
13		TCHENEAVIA KNIGHT (Goes by: Coco) G • 5-7 • Jr. • Bay Minette, Ala. <table><tr><th>PPG</th><th>RPG</th><th>APG</th><th>SPG</th><th>BPG</th><th>MPG</th></tr><tr><td>3.1</td><td>1.8</td><td>0.9</td><td>0.8</td><td>0.0</td><td>11.0</td></tr></table>	PPG	RPG	APG	SPG	BPG	MPG	3.1	1.8	0.9	0.8	0.0	11.0	LAST GAME: 1 rebound NOTE: Scored a season-high 11 points in the win over Lipscomb ... transferred to UA after playing at Shelton State CC ... 2016 NJCAA Second Team All-American.	CAREER HIGHS Pts: 11 vs. Lipscomb (11/17/16) Rebs: 5 vs. MVSU (11/14/16) Asts: 3 vs. MVSU (11/14/16)
PPG	RPG	APG	SPG	BPG	MPG											
3.1	1.8	0.9	0.8	0.0	11.0											
15		MEOSHONTI KNIGHT (Goes by: Meo) G • 5-8 • Jr. • Morgan City, La. <table><tr><th>PPG</th><th>RPG</th><th>APG</th><th>SPG</th><th>BPG</th><th>MPG</th></tr><tr><td>13.1</td><td>5.0</td><td>2.1</td><td>1.8</td><td>0.3</td><td>31.0</td></tr></table>	PPG	RPG	APG	SPG	BPG	MPG	13.1	5.0	2.1	1.8	0.3	31.0	LAST GAME: 10 points, 5 rebounds, 3 assists, 1 steal NOTE: Ranks 46th in the nation in free throw attempts (97) and 62nd in makes (69) ... career-high 29 points in the victory over Ole Miss (most points by a UA player since Ashley Williams had the same on 11/26/14).	CAREER HIGHS Pts: 29 vs. Ole Miss (1/5/17) Rebs: 10 vs. UNF (12/14/15) Asts: 5 vs. Middle Tenn. (11/27/15)
PPG	RPG	APG	SPG	BPG	MPG											
13.1	5.0	2.1	1.8	0.3	31.0											
20		ASHLEY WILLIAMS F • 6-0 • Jr. • Covington, Ga. <table><tr><th>PPG</th><th>RPG</th><th>APG</th><th>SPG</th><th>BPG</th><th>MPG</th></tr><tr><td>7.2</td><td>5.4</td><td>0.8</td><td>0.9</td><td>0.2</td><td>22.0</td></tr></table>	PPG	RPG	APG	SPG	BPG	MPG	7.2	5.4	0.8	0.9	0.2	22.0	LAST GAME: 13 points, 6 rebounds, 1 block NOTE: Has 10 career double-doubles, including one this season (Nov. 22 vs. Ga. Southern) ... 73 points away from 1,000.	CAREER HIGHS Pts: 29 vs. Ala. A&M (11/26/14) Rebs: 15 vs. Miss State (2/20/14) Blks: 3 vs. Miss State (2/20/14)
PPG	RPG	APG	SPG	BPG	MPG											
7.2	5.4	0.8	0.9	0.2	22.0											
21		TAYLOR BERRY G • 5-9 • So. • New Orleans, La. <table><tr><th>PPG</th><th>RPG</th><th>APG</th><th>SPG</th><th>BPG</th><th>MPG</th></tr><tr><td>0.4</td><td>0.3</td><td>0.1</td><td>0.1</td><td>0.0</td><td>4.0</td></tr></table>	PPG	RPG	APG	SPG	BPG	MPG	0.4	0.3	0.1	0.1	0.0	4.0	LAST GAME: Did not play NOTE: Walk-on, who earned an academic scholarship to UA ... class Valedictorian ... recorded her first points and rebounds this season.	CAREER HIGHS Pts: 3 vs. Lipscomb (11/17/16) Rebs: 2 vs. Ala. A&M (11/27/16) Asts: 1 vs. Lipscomb (12/28/15)
PPG	RPG	APG	SPG	BPG	MPG											
0.4	0.3	0.1	0.1	0.0	4.0											
23		SHAQUERA WADE (Goes by: Shaq) F • 6-0 • So. • Huntsville, Ala. <table><tr><th>PPG</th><th>RPG</th><th>APG</th><th>SPG</th><th>BPG</th><th>MPG</th></tr><tr><td>12.0</td><td>6.6</td><td>1.6</td><td>1.9</td><td>0.4</td><td>28.8</td></tr></table>	PPG	RPG	APG	SPG	BPG	MPG	12.0	6.6	1.6	1.9	0.4	28.8	LAST GAME: 11 points, 2 rebounds, 3 assists NOTE: Recorded three double-doubles this season ... notched a career-high 24 points against Kentucky ... leads Alabama in rebounds (6.6 rpg).	CAREER HIGHS Pts: 24 vs. Kentucky (1/12/17) Rebs: 11, twice Stls: 7 vs. Ala. A&M (11/27/16)
PPG	RPG	APG	SPG	BPG	MPG											
12.0	6.6	1.6	1.9	0.4	28.8											
25		ASHLEY KNIGHT (Goes by: AK) F • 6-5 • Fr. • Austin, Texas <table><tr><th>PPG</th><th>RPG</th><th>APG</th><th>SPG</th><th>BPG</th><th>MPG</th></tr><tr><td>7.5</td><td>5.8</td><td>0.2</td><td>0.4</td><td>2.6</td><td>17.2</td></tr></table>	PPG	RPG	APG	SPG	BPG	MPG	7.5	5.8	0.2	0.4	2.6	17.2	LAST GAME: 4 points, 2 rebounds, 4 blocks NOTE: Named SEC Freshman of the Week (12/20) ... leads the SEC in blocked shots (2.6 bpg) ... ranks 7th on the UA single-single blocks top 10 list (46) ... has two double-doubles this season.	CAREER HIGHS Pts: 19 vs. Ala. A&M (11/27/16) Rebs: 13 vs. Ala. A&M (11/27/16) Blks: 6 vs. McNeese St. (12/19/16)
PPG	RPG	APG	SPG	BPG	MPG											
7.5	5.8	0.2	0.4	2.6	17.2											

TALE OF THE TAPE: ALABAMA VS. MISSISSIPPI STATE



VS.



LAST TIME VS. MISSISSIPPI STATE - FEB. 28, 2016



Official Basketball Box Score -- Game Totals -- Final Statistics
Alabama vs Mississippi State
02/28/16 1:31 p.m. at Starkville, Miss. (Humphrey Coliseum)



2016-17	Season	2016-17
14-4	Overall	19-0
2-3	Conference	5-0
7-3	Last 10	10-0
2-3	Last 5	5-0
73.7	PPG	79.4
58.4	OPP PPG	53.5
+15.3	Margin	+25.9
.417	FG%	.464
.373	FG% DEF	.381
.301	3PT%	.369
.270	3PT% DEF	.250
.654	FT%	.716
44.4	RPG	38.7
36.7	OPP RPG	29.7
+7.7	Margin	+8.9
13.9	APG	15.4
15.8	TOs PG	13.4
9.6	SPG	10.1
4.4	BPG	3.4

ALABAMA-MISSISSIPPI STATE SERIES INFORMATION

Overall Series RecordAlabama leads 36-19
Last five contests.....Mississippi State lead 3-2
Last 10 contests.....Mississippi State leads 7-3
Most points by UA.....102 (Feb. 6, 1993)
Fewest points by UA44 (Feb. 4, 2010)
UA Largest Win Margin.....33 (97-64 on Jan. 13, 1996)
Most points by MSU.....110 (Jan. 15, 1977)
Fewest points by MSU36 (March 6, 2013)
MSU Largest Win Margin..36 (110-74 on Jan. 15, 1977)
At UAAlabama leads 15-9
At MSUAlabama leads 18-9
Neutral site.....Alabama leads 3-1
Series StreakMississippi State +3
First Meeting.....Jan. 15, 1977 (L, 74-110)
Last MeetingFeb. 28, 2016 (L, 52-61)

Alabama 52 • 15-14 (4-12 SEC)

##	Player		Total		3-Ptr		Rebounds			PF	TP	A	TO	Blk	Stl	Min
			FG-FGA	FG%	FG-FGA	FG%	Off	Def	Tot							
13	Hegstetter, Nikki	f	2-3	66.7	0-0	0-0	0	2	2	3	4	2	1	1	0	33
11	Cook, Hannah	g	3-8	37.5	2-5	40.0	2	2	4	5	8	1	6	0	2	30
15	Knight, Meoshonti	g	5-10	50.0	0-1	0-1	1	4	5	3	11	1	2	1	1	30
22	Middlebrook, Karyla	g	2-9	22.2	0-1	0-1	3	3	6	3	5	2	3	0	1	35
23	Wade, Shaquerra	g	1-4	25.0	0-1	0-1	1	3	4	4	5	1	4	0	1	21
01	Bolton, Quanetria		4-7	57.1	0-0	0-0	2	2	4	2	9	0	0	0	0	24
03	Carter, Khadijah		0-0	0-0	0-0	0-0	0	1	1	0	0	0	1	0	0	1
05	Hayden, Breanna		2-9	22.2	0-1	0-1	1	4	5	2	10	3	1	0	0	26
Team							1	4	5							
Totals			19-50	38.0%	2-9	22.2%	11	25	36	22	52	10	20	2	5	200

Mississippi State 61 • 24-6 (11-5 SEC)

##	Player		Total		3-Ptr		Rebounds			PF	TP	A	TO	Blk	Stl	Min
			FG-FGA	FG%	FG-FGA	FG%	Off	Def	Tot							
13	Ketara Chapel	f	1-4	25.0	0-0	0-0	1	2	3	3	2	0	1	1	0	18
05	Sherise Williams	c	1-3	33.3	0-0	0-0	1	2	3	2	2	0	4	2	0	13
00	Dominique Dillingham	g	8-12	66.7	0-1	0-1	1	1	2	3	17	1	2	0	4	39
02	Morgan William	g	3-11	27.3	0-2	0-2	0	2	2	3	9	6	0	1	0	34
35	Victoria Vivians	g	2-10	20.0	1-6	16.7	0	9	9	4	9	2	2	0	2	27
01	Blair Schaefer		1-3	33.3	1-2	50.0	0	0	0	2	4	0	0	0	0	7
03	Breanna Richardson		1-2	50.0	0-0	0-0	1	1	2	0	2	0	0	0	0	23
10	Jazzmun Holmes		1-3	33.3	0-1	0-1	0	0	0	0	3	1	2	0	0	6
15	Teaira McCowan		0-1	0-0	0-0	0-0	0	0	0	1	2	0	1	1	0	4
23	Kayla Nevitt		1-1	100.0	1-1	100.0	0	0	0	0	3	0	0	0	1	6
45	Chinwe Okorie		2-3	66.7	0-0	0-0	4	2	6	2	8	0	0	1	1	23
Team							1	1	2							
Totals			21-53	39.6%	3-13	23.1%	9	20	29	20	61	10	13	6	8	200

Officials: Jesse Dickerson, Metta Roberts, Kevin Pethel
Technical fouls: Alabama-None, Mississippi State-None.
Attendance: 6224

Score by periods	1st	2nd	3rd	4th	Total
Alabama	9	16	11	16	52
Mississippi State	17	11	18	15	61

Last FG - UA 4th-00:13, MS 4th-01:44.
Largest lead - UA by 4 1st-07:21, MS by 12 4th-09:22.
UA led for 04:44. MS led for 31:50. Game was tied for 03:26.

	In	Off	2nd	Fast	Bench
Points	Paint	T/O	Chance	Break	
UA	30	7	9	6	19
MS	22	25	7	8	22

Score tied - 3 times.
Lead changed - 5 times.

ABOUT ALABAMA'S OPPONENT

- ▶ Mississippi State is off to its best start in program history at 19-0. The Bulldogs are also 5-0 in Southeastern Conference play heading into Thursday's contest.
- ▶ Mississippi State is led by junior Victoria Vivians, who averages a team-high 17.3 points per game. She is joined in double figured by fellow junior Morgan William at 11.1 points per contest. William is the team's leader in assists at 4.1 per game, while senior Chinwe Okorie is responsible for a team-best 6.4 rebounds per outing.
- ▶ Last time out, the Bulldogs topped Ole Miss, 73-62. Mississippi State allowed only eight Rebel points in the first quarter while scoring 22. Vivians finished with a game-high 23 points, while senior Dominique Dillingham added 16.
- ▶ Mississippi State is led by fifth-year head coach Vic Schaefer. He led the Bulldogs to the 2016 NCAA Sweet 16 after reaching the second round of the tournament in 2015. Schaefer was voted SEC Coach of the Year in 2015 and was a semifinalist for the Naismith National Coach of the Year that season. He is currently 109-46 in Starkville and 189-156 overall as a head coach.

LAST TIME OUT: ARKANSAS 68, ALABAMA 50 - JAN. 15, 2017



Official Basketball Box Score -- Game Totals -- Final Statistics Arkansas vs Alabama 01/15/17 4 p.m. at Tuscaloosa, Ala. (Coleman Coliseum)



Arkansas 68 • 12-6, 1-4 SEC

#	Player	Total			3-Ptr			Rebounds			PF	TP	A	TO	Blk	Stl	Min
		FG	FGA	FT	FTA	Off	Def	Off	Def	Total							
03	MONK, Malica	5-10	0-2	1-1	0	2	2	5	11	4	1	0	1	35			
14	MASON, Jaielyn	7-13	1-2	0-0	0	6	6	3	15	4	3	0	1	31			
21	COSPER, Devin	5-14	0-4	0-0	2	2	4	4	10	0	3	0	1	33			
22	ZIMMERMAN, Bailey	0-4	0-3	0-0	1	6	7	3	0	2	2	0	1	25			
35	COOLEY, Alecia	2-4	0-0	6-8	2	3	5	3	10	0	1	2	0	30			
02	WILSON, Aaliyah	1-3	1-2	0-0	0	1	1	0	3	0	0	0	1	10			
04	SWENSON, Keiryn	4-9	2-2	2-3	5	4	9	2	12	0	4	0	1	21			
10	WILLIAMS, Kiara	3-3	0-0	1-1	2	4	6	3	7	0	4	0	1	15			
	Team					2	5										
	Totals	27-60	4-15	10-13	14	33	47	23	68	10	19	2	7	200			

1st - FG %:	12-16	75.0%	2nd: 5-16	31.3%	3rd: 5-15	33.3%	4th: 5-13	38.5%	Game: 27-60	45.0%	Deadball
3FG %:	2-6	33.3%	1-2	50.0%	0-2	0.0%	1-5	20.0%	4-15	26.7%	Rebounds
FT %:	3-4	75.0%	0-0	0.0%	3-3	100.0%	4-6	66.7%	10-13	76.9%	2

Alabama 50 • 14-4, 2-3 SEC

#	Player	Total			3-Ptr			Rebounds			PF	TP	A	TO	Blk	Stl	Min
		FG	FGA	FT	FTA	Off	Def	Off	Def	Total							
03	Lewis, Jordan	0-5	0-4	1-4	0	3	3	0	1	0	1	0	4	24			
11	Cook, Hannah	2-9	1-5	0-0	3	5	8	3	5	0	3	1	0	26			
15	Knight, Meoshonti	2-8	2-2	4-6	1	4	5	1	10	3	4	0	1	32			
20	Williams, Ashley	3-5	0-0	7-13	4	2	6	1	13	0	1	1	0	25			
23	Wade, Shaquera	5-10	1-5	0-0	1	1	2	4	11	3	1	0	0	29			
00	Stennis, LaKyesha	0-1	0-1	0-0	0	0	0	1	0	1	0	0	0	6			
01	Bolton, Quanetria	3-7	0-2	0-0	0	1	1	1	6	2	1	0	1	23			
05	da Silva, Alana	0-3	0-2	0-0	0	0	0	0	0	1	2	1	1	14			
13	Knight, Coco	0-2	0-0	0-2	0	1	1	0	0	0	1	0	0	10			
25	Knight, Ashley	2-5	0-0	0-0	1	1	2	2	4	0	0	4	0	11			
	Team					1	2										
	Totals	17-55	4-21	12-25	11	20	31	13	50	10	14	7	7	200			

1st - FG %:	6-13	46.2%	2nd: 1-11	9.1%	3rd: 6-19	31.6%	4th: 4-12	33.3%	Game: 17-55	30.9%	Deadball
3FG %:	0-4	0.0%	0-5	0.0%	3-7	42.9%	1-5	20.0%	4-21	19.0%	Rebounds
FT %:	3-5	60.0%	1-6	16.7%	1-2	50.0%	7-12	58.3%	12-25	48.0%	7

Officials: Brian Hall, Kevin Pethtel, Meadow Overstreet
Technical fouls: Arkansas-None. Alabama-None.
Attendance: 2667

Score by periods	1st	2nd	3rd	4th	Total
Arkansas	29	11	13	15	68
Alabama	15	3	16	16	50

Last FG - AR 4th-02:01, UA 4th-00:28.
Largest lead - AR by 26 3rd-05:47, UA by 1 1st-07:44.
AR led for 37:26. UA led for 00:37. Game was tied for 01:47.

Points	In	Off	2nd	Fast	Bench
AR	28	18	11	16	22
UA	24	10	2	6	10

Score tied - 3 times.
Lead changed - 4 times.

TUSCALOOSA, Ala. - Alabama dropped a 68-50 decision to Arkansas in Coleman Coliseum. With the loss, the Crimson Tide moves to 14-4 on the season and 2-3 in Southeastern Conference play, while the win brings the Razorbacks to 12-6 overall and 1-4 against league opponents.

Alabama had three finished in double figures, led by junior Ashley Williams, who had 13 points to go along with six rebounds. She was followed by sophomore Shaquera Wade with 11 points and junior Meoshonti Knight with 10 points. Junior Hannah Cook pulled down a team-high eight rebounds, while freshman Ashley Knight tallied four blocks. Five of the eight that played for Arkansas finished in double figures, including freshman Jaielyn Mason, who had a game-high 15 points.

After a back-and-forth start, Arkansas went on a 6-0 run to lead 12-7 at the 5:59 mark. The Razorbacks went ahead by eight minutes later, but consecutive baskets for Alabama made it a four-point game with 2:48 to go. Arkansas would close out the period with 10 unanswered points to lead 29-15.

Both teams were quiet offensively to start the second with only three points scored in nearly five minutes. From there, the Razorbacks outscored the Tide 9-2 down the stretch to lead by 22, 40-18, at the half.

Arkansas put up six of the first eight points of the third quarter to pull in front by 26, its largest lead of the game, but Alabama responded with a 14-4 run to cut its deficit to 16 with 34 seconds remaining in the frame. The Razorbacks chipped in the final three points to lead 53-34 heading into the fourth.

The Tide pulled within 17 over the final 10:00 but was unable to get any closer.

For the game, Alabama made 30.9 percent (17-55) of its attempts, while Arkansas was 45.0 percent (27-60) from the floor, including 75 percent (12-16) in the first quarter. The Razorbacks outrebounded the Tide, 47-31, and had 22 bench points compared to Alabama's 10.

2016-17 NUMERICAL ROSTER

No.	Name	Pos.	Ht.	Cl.	Exp.	Hometown (Previous School)
0	LaKyesha Stennis	G	5-9	Jr.	TR	Lexington, Ky. (Southwest Tenn. CC)
1	Quanetria Bolton	F	6-0	Jr.	2L	Anniston, Ala. (Anniston HS)
2	Amber Richardson #	G	2-0	So.	TR	Garner, N.C. (NC State)
3	Jordan Lewis	G	5-7	Fr.	HS	Windermere, Fla. (Lake Highland Prep)
5	Alana da Silva	G	5-6	Jr.	TR	Sao Paulo, Brazil (New Mexico JC)
10	DaiJia Ruffin #	G	5-9	So.	TR	Louisville, Ky. (UT Martin)
11	Hannah Cook	G	6-0	Jr.	2L	Ozark, Mo. (Ozark HS)
13	Coco Knight	G	5-7	Jr.	TR	Bay Minette, Ala. (Shelton State CC)
15	Meoshonti Knight	G	5-8	Jr.	2L	Morgan City, La. (Central Catholic HS)
20	Ashley Williams	F	6-0	Jr.	2L	Covington, Ga. (Alcovy HS)
21	Taylor Berry	G	5-9	So.	1L	New Orleans, La. (Mount Carmel Academy)
23	Shaquera Wade	F	6-0	So.	1L	Huntsville, Ala. (Huntsville HS)
25	Ashley Knight	F	6-5	Fr.	HS	Austin, Texas (Lyndon B. Johnson HS)

Must sit the 2016-17 season due to NCAA transfer rules

2016-17 PRONUNCIATION GUIDE

Quanetria Bolton	kwan-EE-tree-uh
Alana da Silva	uh-LAH-nuh
Meoshonti Knight	mee-oh-SHON-tee
DaiJia Ruffin	DAY-juh
LaKyesha Stennis	luh-KEE-shuh
Shaquera Wade	shuh-KEER-uh
Shereka Wright	sure-EE-kah
Grant Fausset	faucet



KRISTY CURRY

Head Coach

Fourth Season

NORTHEAST LOUISIANA, 1988

COACHING HIGHLIGHTS

- **Nine NCAA Tournament appearances**
- **One NCAA Final Four**
- **Two NCAA Elite Eights**
- **Four NCAA Sweet 16s**
- **Four Women's National Invitation Tournament appearances**
- **Two Big Ten regular season titles**
- **Nine 20-win seasons**

CAREER HISTORY AND RESULTS

UNIVERSITY OF ALABAMA, HEAD COACH, 2013-PRESENT

Year	Record	Pct.	SEC Record	Pct.	Postseason/Honors
2013-14	14-16	.467	7-9	.438	
2014-15	13-19	.406	2-14	.125	
2015-16	15-16	.484	4-12	.250	WNIT First Round
2016-17	14-4	.778	2-3	.400	
Total (4)	56-55	.505	15-38	.283	

TEXAS TECH UNIVERSITY, HEAD COACH, 2006-13

Year	Record	Pct.	Big 12 Record	Pct.	Postseason/Honors
2006-07	15-16	.484	6-10	.375	
2007-08	17-16	.515	4-12	.250	WNIT Third Round
2008-09	16-15	.516	6-10	.375	
2009-10	18-15	.545	5-11	.313	WNIT Second Round
2010-11	22-11	.667	8-8	.500	NCAA First Round
2011-12	21-14	.600	6-12	.333	WNIT Third Round
2012-13	21-11	.656	11-7	.611	NCAA First Round
Total (7)	130-98	.570	46-70	.397	

PURDUE UNIVERSITY, HEAD COACH, 1999-2006

Year	Record	Pct.	Big Ten Record	Pct.	Postseason/Honors
1999-2000	23-8	.742	11-5	.688	NCAA Second Round
2000-01	31-7	.816	14-2	.875	NCAA Runner Up
2001-02	24-6	.800	13-3	.813	NCAA Second Round
2002-03	29-6	.829	12-4	.750	NCAA Elite Eight
2003-04	29-4	.879	14-2	.875	NCAA Sweet 16
2004-05	17-13	.567	9-7	.563	NCAA Second Round
2005-06	26-7	.788	13-3	.813	NCAA Sweet 16
Total (7)	179-51	.778	86-26	.768	

CAREER (18) **365-204** **.641** **147-134** **.523**

ON THE BENCH



KELLY CURRY

Assistant Coach, Fourth Season

Kelly Curry is in his fourth season with the Crimson Tide women's basketball team, working primarily with the perimeter players, while also handling scheduling, recruiting and scouting.



BROOKS WILLIAMS

Assistant Coach, First Season

Brooks Williams joined the UA staff on April 7, 2016 after nine years as head coach at McNeese State. She was the 2011 Southland Conference Coach of the Year and is the Cowgirls' all-time winningest coach with 161 victories. Williams teams with Curry to coach the perimeters and also scouts.



SHEREKA WRIGHT

Assistant Coach, Fourth Season


Shereka Wright, former collegiate standout at Purdue and member of the WNBA, is in her fourth season at Alabama as assistant coach and recruiting coordinator. Wright works primarily with the post players and also assists with scouting.



GRANT FAUSSET

Operations, Fourth Season

Grant Fausset is in his fourth year at Alabama coordinating all travel, serving as the team liaison within athletics; coordinating logistics for all official and unofficial visits.



BRIAN JOHNSON

Video, First Season

Brian Johnson joined the Alabama women's basketball staff as Coordinator of Player Development, Recruiting and Video Operations on May 10, 2016, after serving as a manager for Tennessee for four years.



TERRY JONES

Strength and Conditioning, 29th Season

Terry Jones, Sr. enters his second stint as strength and conditioning coach for the women's basketball team and has been a member of the Crimson Tide staff for 29 years. In 2003, he was certified as a Master Strength & Conditioning Coach.



MALLORI CROCKETT

Athletic Trainer, Fourth Season

Mallori Crockett is in her fourth season as athletic trainer for the women's basketball team. She also oversees the graduate assistant athletic trainer working with volleyball.

ALABAMA WOMEN'S BASKETBALL NOTES

2016 ALABAMA MISS BASKETBALL JASMINE WALKER SIGNS WITH THE TIDE

Jasmine Walker, the former Jefferson Davis High School standout and one of the nation's top recruits in the 2016 class, signed with Alabama on Tuesday, Jan. 17. Walker, who began her collegiate career at Florida State, is enrolled in classes this semester but will sit out from competition for one calendar year due to NCAA transfer rules.

Walker, a 6-3 forward from Montgomery, Ala., was rated the No. 23 overall prospect and No. 5 post by ESPNW in the 2016 signing class. She earned every state player of the year award including 2016 Alabama Miss Basketball, Gatorade Player of the Year and Class 7A Player of the Year. Walker made history by becoming the first student from a Montgomery public school to be named Alabama Miss Basketball, and was only the second selection ever from Montgomery, joining former Crimson Tide forward Leslie Claybrook. Walker was also a two-time state tournament MVP, three-time all-state selection, a two-time Advertiser All-Metro Player of the Year and was named to the Naismith High School All-America Watch List and a McDonald's All American Game nominee.

Walker finished high school with 1900 points and 908 rebounds and guided Jeff Davis to a 102-26 record throughout her career, where she was a four-year starter for coach LaKenya Knight. Walker led the Lady Vols to back-to-back Class 7A titles in 2015 and 2016. During her senior season, she averaged 19.6 points, 7.9 rebounds and 2.6 assists per game while collecting 13 double-doubles. In the 2016's title game against McGill-Toolen, Walker recorded 18 points and six rebounds. During the 2015 matchup between the two teams in the state championship, she poured in 23 points, setting her season average at 15.9 points to go along with 8.1 rebounds.

BOLTON AMONG ALABAMA'S TOP 10 IN CAREER BLOCKS

With her 15 blocks thus far this season, junior NeNe Bolton moved into Alabama's top 10 in career blocks. Heading into Thursday's game she has 81 total, which is tied for eighth with DeeDee Davis (1983-87). Bolton is one block away from tying Tausha Mills (1996-99) for seventh place and 10 blocks away from the No. 6 spot currently held by Nikki Hegstetter (2012-16).

ALABAMA FRESHMEN TAKE HOME FOUR SEC FoW HONORS

Alabama has won four Southeastern Conference Freshman of the Week honors already this season, which is just two shy than it has won in its program history overall heading into the year. Point guard Jordan Lewis picked up the league honors on Nov. 15, Dec. 27, and most recently on Jan. 10, making her the only freshman in program history to earn weekly honors three times. Ashley Knight has also been recognized, earning her award on Dec. 20.

WIN AT MIZZOU MARKS FIRST SEC ROAD VICTORY SINCE 2014

Alabama's 59-58 victory at Missouri on Sunday, Jan. 8, marked the Crimson Tide's first win in a Southeastern Conference road game since it defeated Vanderbilt, 66-62, on Feb. 23, 2014.

MEO KNIGHT POURS IN 29 TO LEAD ALABAMA OVER OLE MISS

Junior Meoshonti Knight scored a career-high 29 points in the win over Ole Miss on Thursday, Jan. 5. Her 29 points were the most scored by an Alabama player since Ashley Williams scored the same amount against Alabama A&M on Nov. 26, 2014.

SHOT-BLOCKING SENSATION

Freshman Ashley Knight has been stellar thus far defensively in the paint. She already has 46 blocks on the season, for an average of 2.6 rejections per game. Her 2.6 block average ranks the Austin, Texas native first in the Southeastern Conference and 19th nationally, while her 46 overall blocks is 13th in the country. Knight is also seventh on the Alabama single season top 10 list and is 32 away from the Tide's career top 10 list.

WATCHING WADE

Shaquera Wade's production all over the court has nearly doubled in every category from a season ago. The sophomore is averaging 12.0 points, a team-high 6.6 rebounds, 1.9 steals and 1.6 assists. As a freshman, she finished with averages of 6.0 points, 3.9 rebounds, 1.2 steals and 1.0 assists. Wade also has three double-doubles this season, the most of anyone on the team.

LEADING LEWIS

Freshman Jordan Lewis has started every game at the point guard position for Alabama and has shown poise and confidence running the offense beyond her years. She is currently averaging a team-best 4.3 assists per game, ranking her fifth in the Southeastern Conference behind three seniors and a junior. Lewis has also scored double-digit points nine times, led the team in steals five times and rebounding three times.

QUICK FACTS

UNIVERSITY

Location	Tuscaloosa, Ala.
Founded	April 12, 1831
Enrollment	37,655
Conference	Southeastern
Colors	Crimson and White
Nickname	Crimson Tide
President	Dr. Stuart Bell
Athletic Director	Bill Battle
Faculty Athletics	
Representative	Dr. James King
Arena	Coleman Coliseum (15,383)

COACHING STAFF

Head Coach	Kristy Curry
Alma Mater	Northeast Louisiana, 1988
Record at Alabama	56-55 (Third Season)
SEC Record	15-38 (Third Season)
Career Record	365-204 (17th Season)
Assistant Coach	Kelly Curry
Assistant Coach	Shereka Wright
Director of Operations/Video	Grant Fausset
Strength and Conditioning	Terry Jones
Athletic Trainer	Mallori Crockett

TEAM INFORMATION

2015-16 Record	15-16
2015-16 SEC Record/Finish	4-12/12th
2015-16 H/A/N Record	13-4/0-11/2-1
Starters Returning/Lost	4/2
Letterwinners Returning/Lost	7/6
Newcomers	6

PROGRAM HISTORY

All-Time Record	714-553 (.564)/42 Seasons
SEC Record	149-281 (.347)
Overall Home Record	358-171 (.677)
Coleman Coliseum Record	287-128 (.692)
Foster Auditorium Record	71-43 (.623)
First Season	1974-75
SEC Tournament Record	25-36 (.409)
NCAA Appearances	10
	(1984, 88, 92, 93, 94, 95, 96, 97, 98, 99)
NCAA Record	16-10 (.615)
WNIT Appearances	5
	(2000, 01, 02, 11, 16)
WNIT Record	5-5 (.500)

ATHLETICS COMMUNICATIONS

Basketball Contact	Jessica Paré
Office	205-348-6084
Cell	205-394-5985
E-mail	jpare@ia.ua.edu
Fax	205-348-8841
Website	www.RollTide.com
Mailing Address	1201 Coliseum Drive Room 170 Tuscaloosa, AL 35487

WILLIAMS CLOSING IN ON 1,000 POINTS AND 500 REBOUNDS

Junior Ashley Williams is 73 points away from becoming Alabama's 25th 1,000 point scorer in program history. Should she reach that number this season, she would be only the 13th Crimson Tide student-athlete to reach the milestone in three years or less. She is also 16 rebounds away from 500 boards for her career.

WILLIAMS EARNS UNDERGRADUATE DEGREE

Junior Ashley Williams completed her undergraduate degree in criminal justice in December and will begin work on her master's degree in January. Her jersey now has an SEC Graduate patch to signify her accomplishment.

CURRY COACHES IN GAME No. 100 AT ALABAMA

Alabama's game against Kansas was head coach Kristy Curry's 100th game on the sidelines at Alabama. She enters today's contest with a 56-55 (.505) overall mark in her four seasons with the Tide, which includes a 41-14 (.745) record against non-conference opponents.

LIMITING POINTS

Alabama has held its opponents to 15 points or fewer in 44 of 73 periods played this season. Even more impressive is that in 16 of those 73 quarters, the Tide opposition has put up 10 points or fewer and in four quarters five points or fewer.

TIDE GETS BOOST FROM BENCH

Alabama has one of the most productive benches its had in the last several years, and that has been evident in both minutes and production on the stat sheet. Through 18 games, the Tide's reserves have accounted for 380 points (21.1 ppg), 230 rebounds (12.8 rpg), 59 assists (3.3 apg), 61 blocks (3.4 bpg) and 35 steals (1.9 spg).

ALABAMA LEADS IN POINTS IN THE PAINT

Through 18 games, Alabama has outscored its opponents 634-430 in points in the paint. That averages out to 11.3 more points in the paint (35.2-23.9) for the Crimson Tide per game than the opposition.

GETTING TO THE LINE

Alabama finished the 2015-16 season ranked 73rd in the nation in free throw attempts (615) and 77th in free throws made (430) while averaging 69.9 percent made per game. The Crimson Tide is making another strong showing this season getting to the line a total of 448 times, 194 more times than its opponents (254). Alabama ranks first in the SEC and second nationally in free throw attempts.

FIRST HALF POINTS

Alabama has scored 610 points in the first half of games this season, while its opponents have put up 465. That averages out to 33.9 points at the half for the Tide compared to 25.8 for the opposition, a difference of 8.1 points.

FAB FROSH

Alabama's freshmen, Ashley Knight and Jordan Lewis, have made an immediate impact in the Tide's lineup. Lewis, who has started at point guard, leads the team, and ranks fifth in the Southeastern Conference, in assists (4.3 apg) and is fourth on the team in scoring (9.2 ppg). Knight, the 6-5 post, averages a team and league-best 2.6 blocks per game while adding 7.5 points and 5.8 rebounds per contest.

BALANCED OFFENSE

One of Coach Curry's team goals for the season is to have at least four in double-figure points each outing. The Crimson Tide reached that goal in 10 of its 18 games this season as five recorded 10 or more points four times and four did so on six occasions. Alabama was just shy in its games against Georgia Southern, as three finished in double figures and one had eight, and Alcorn State, where three had double figures and two had nine points.

SIX GAMES ... SIX DIFFERENT LEADING SCORERS

Head Coach Kristy Curry has multiple options when it comes to scoring this season. In its first six games, Alabama has had six different leading scorers. In the opener, junior Meo Knight led the way with 18 points. Freshman Jordan Lewis put up 21 in the Tide's second game, while junior Hannah Cook posted 13 to pace Alabama offensively in game No. 3. Junior Ashley Williams scored 19 in the win over Georgia Southern and sophomore Shaquera Wade chipped in a career-best 22 to lead the Tide over Alabama A&M. Against Alcorn State, junior NeNe Bolton and Knight each added 18 points.

SPECIALTY STATS

Opponent	Paint	Pts off			
		T/O	2ndCh	FastB	Bench
ALABAMA	48	25	20	18	16
New Orleans	16	12	16	0	10
ALABAMA	46	34	13	14	32
Mississippi Valley St.	12	12	6	4	4
ALABAMA	48	23	7	22	30
Lipscomb	6	11	2	0	20
ALABAMA	26	13	13	10	3
Georgia Southern	16	6	2	5	4
ALABAMA	66	44	18	27	46
Alabama A&M	16	4	4	4	6
ALABAMA	44	37	21	14	39
Alcorn State	18	6	5	6	21
ALABAMA	32	11	12	4	28
Kansas	34	13	16	8	27
ALABAMA	28	15	15	6	12
at Georgetown	32	25	4	10	24
ALABAMA	38	29	7	13	25
Georgia State	22	8	13	2	31
ALABAMA	18	6	9	5	8
Georgia Tech	32	15	12	8	23
ALABAMA	48	23	10	0	31
vs. McNeese State	22	14	4	0	25
ALABAMA	36	23	20	0	16
vs. UTEP	28	10	11	0	10
ALABAMA	40	23	7	12	22
Florida A&M	12	11	6	2	26
ALABAMA	14	14	5	6	12
at South Carolina	54	36	18	19	21
ALABAMA	28	16	6	4	13
Ole Miss	26	12	8	0	32
ALABAMA	20	13	21	2	28
at Missouri	22	9	6	2	8
ALABAMA	30	14	2	8	9
Kentucky	34	16	6	4	11
ALABAMA	24	10	2	6	10
Arkansas	28	18	11	16	22
ALABAMA					
Mississippi State					
ALABAMA					
at Ole Miss					
ALABAMA					
at Vanderbilt					
ALABAMA					
Auburn					
ALABAMA					
at LSU					
ALABAMA					
at Texas A&M					
ALABAMA					
Florida					
ALABAMA					
Tennessee					
ALABAMA					
at Auburn					
ALABAMA					
at Georgia					
ALABAMA					
Missouri					
ALABAMA Totals	634	373	208	171	380
Average/Game	35.2	20.7	11.6	9.5	21.1
Opponent Totals	430	238	150	90	325
Average/Game	23.9	13.2	8.3	5.0	18.1

UA GOES UNDEFEATED IN NOVEMBER FOR SECOND STRAIGHT SEASON

Alabama closed out its first month of the 2016-17 with a perfect 5-0 record, marking the second straight season the Crimson Tide has gone undefeated in November. In 2015, Alabama posted a 6-0 mark, which was the best start since the 2002 season.

VETERAN LEADERS PROPEL TIDE TO WIN OVER GEORGIA SOUTHERN

Alabama trailed for the first time at the half this season in its game against Georgia Southern on Nov. 22. The Crimson Tide's veteran leaders made a statement coming out of the locker room and scored all 21 of Alabama's third quarter points, led by junior Meoshonti Knight, who finished the frame with eight points, hitting all of her attempts. For the game, UA's juniors scored 53 of its 66 points.

ALABAMA ADDS AMBER RICHARDSON TO ROSTER

Amber Richardson, a 6-0 guard out of Garner, N.C., has signed with Alabama and will begin classes and practicing with the team this semester. The NC State transfer must sit for one calendar year due to NCAA transfer rules, making her eligible in December.

"We are excited to welcome Amber to our family," said Curry. "She gives us size and the ability score on the perimeter. Having her join the program now will give her the chance to learn our system, develop her game and be ready to play for us next December."

Richardson played in 33 games over the past two seasons for the Wolfpack, finishing with 80 points, 49 rebounds, 12 assists, nine steals and four blocks. As a freshman, she scored a career-high 11 points against Davidson, paced by a 3-for-5 performance from beyond the arc.

Richardson played for Southeast Raleigh High School, helping her team to a 26-4 overall record as a senior and a state runner-up finish. She was a 2015 McDonald's High School All-America nominee and earned first team honors from the All-Greater Neuse River Conference. As a junior, Richardson was named to the News & Observer's All-Metro Team and the Greater Neuse River Player of the Year after leading Southeast Raleigh to a conference championship.

Richardson earned a scout grade of 95 from ESPNW, ranking as the No. 9 wing and No. 72 overall recruit in the class.

TIDE SIGNS ARIYAH COPELAND TO 2017 CLASS

Ariyah Copeland, one of the top-rated post prospects of the 2017 class, has signed with Coach Kristy Curry and the Alabama women's basketball program.

"Ariyah is one of the top 2017 post players in the country and will be a great addition to our front court," said Curry. "She is a legitimate interior scoring threat that can face up and hit the mid-range jumper or score with her back to the basket. Ariyah will bring a physical presence on both ends of the floor."

Copeland, the 6-3 4/5 post from Columbus, Ga., is rated No. 50 overall by Prospects Nation and No. 72 overall by All Star Girls Report. Prospects Nation also has her as the No. 7 post, while HoopGurlz espnW ranks Copeland No. 14 at her position.

As a junior, Copeland averaged 15.0 points, 11.0 rebounds, 2.5 blocks and 1.7 assists per game for Columbus High School. She helped lead the Blue Devils to the 2016 AAAA quarterfinals after winning the region 1-5A championship, where she had 17 points.

Copeland was named honorable mention all-state by the Atlanta Journal Constitution at the conclusion of last season and was also named to the Ledger-Enquirer All-Bi-City Team. She was awarded MVP honors at the 2016 All-Star Game, featuring players from Harris and Muscogee counties, and was selected to participate in the 2016 Valley All-Star Underclassmen Game.

#CATCHUSATCOLEMAN

On May 31, Alabama women's basketball announced it would be returning to Coleman Coliseum starting with the 2016-17 season. The Crimson Tide has played primarily at Foster Auditorium following the building's renovation in 2011.

RANKINGS

TEAM

Category	NCAA	SEC	Value
Assist Turnover Ratio	136	9	0.88
Assists	106	10	251
Assists Per Game	150	10	13.9
Blocked Shots	53	3	80
Block Shots Per Game	61	3	4.4
Defensive Rebounds Per Game	17	2	30
Fewest Fouls	63	4	266
Fewest Turnovers	203	9	285
Field Goal Percentage	116	13	41.7
Field Goal Percentage Defense	80	6	37.3
Free Throw Attempts	2	1	448
Free Throws Made	7	3	293
Free Throw Percentage	256	12	65.4
Personal Fouls Per Game	33	2	14.8
Rebounding Margin	29	4	7.7
Rebounds	12	1	800
Rebounds Per Game	16	2	44.44
Scoring Defense	51	5	58.4
Scoring Margin	26	4	15.3
Scoring Offense	51	5	73.7
Steals	60	6	172
Steals Per Game	73	7	9.6
Three-Point Field Goal Defense	23	4	27.0
Three-Point Field Goals Made	195	8	94
Three-Point Field Goals Per Game	219	8	5.2
Three-Point Field Goal Percentage	224	10	30.1
Turnover Margin	55	5	3.44
Turnovers Forced	56	5	19.28
Turnovers Per Game	151	9	15.8

INDIVIDUAL

Category	Name	NCAA	SEC	Value
Assist Turnover Ratio	J. Lewis	195	11	1.44
Assists	J. Lewis	89	4	78
Assists Per Game	J. Lewis	113	5	4.3
Block Shots	A. Knight	13	1	46
Blocked Shots Per Game	A. Knight	19	1	2.56
Free Throw Attempts	M. Knight	46	4	97
Free Throws Made	M. Knight	62	5	69
Steals	S. Wade	145	10	34
Steals Per Game	M. Knight	242	15	1.78
Three-Pt FGs Attempted	H. Cook	63	3	121
Three-Pt FGs Made	H. Cook	55	1	44
Three-Pt FGs Per Game	H. Cook	67	1	2.44
Three-Pt FG Percentage	H. Cook	108	2	36.4

STARTING LINEUPS

OPPONENT	RESULT	POINT GUARD	GUARD	GUARD	FORWARD	FORWARD
New Orleans	W, 78-57	Jordan Lewis	Meo Knight	Hannah Cook	Shaquera Wade	Ashley Williams
Mississippi Valley State	W, 93-44	Jordan Lewis	Meo Knight	Hannah Cook	Shaquera Wade	Ashley Williams
Lipscomb	W, 82-35	Jordan Lewis	Meo Knight	Hannah Cook	Shaquera Wade	Ashley Williams
Georgia Southern	W, 66-48	Jordan Lewis	Meo Knight	Hannah Cook	Shaquera Wade	Ashley Williams
Alabama A&M	W, 97-29	Jordan Lewis	Meo Knight	Hannah Cook	Shaquera Wade	Ashley Williams
Alcorn State	W, 93-43	Jordan Lewis	Meo Knight	Hannah Cook	Shaquera Wade	Ashley Williams
Kansas	W, 71-65 ^{OT}	Jordan Lewis	Meo Knight	Hannah Cook	Shaquera Wade	Ashley Williams
at Georgetown	L, 59-70	Jordan Lewis	Meo Knight	Hannah Cook	Shaquera Wade	Ashley Williams
Georgia State	W, 80-57	Jordan Lewis	Meo Knight	Hannah Cook	Shaquera Wade	Ashley Williams
Georgia Tech	W, 67-65	Jordan Lewis	Meo Knight	Hannah Cook	Shaquera Wade	Ashley Knight
vs. McNeese State	W, 84-63	Jordan Lewis	Meo Knight	Hannah Cook	Shaquera Wade	Ashley Williams
vs. UTEP	W, 78-60	Jordan Lewis	Meo Knight	Hannah Cook	Shaquera Wade	Ashley Williams
Florida A&M	W, 81-46	Jordan Lewis	Meo Knight	Hannah Cook	Shaquera Wade	Ashley Williams
at No. 6/6 South Carolina	L, 45-93	Jordan Lewis	Meo Knight	Hannah Cook	Shaquera Wade	Ashley Williams
Ole Miss	W, 90-80	Jordan Lewis	Meo Knight	Hannah Cook	Shaquera Wade	Ashley Williams
at Missouri	W, 59-58	Jordan Lewis	Meo Knight	Hannah Cook	Shaquera Wade	Ashley Williams
Kentucky	L, 54-71	Jordan Lewis	Meo Knight	Hannah Cook	Shaquera Wade	Ashley Williams
Arkansas	L, 50-68	Jordan Lewis	Meo Knight	Hannah Cook	Shaquera Wade	Ashley Williams

ALABAMA RECORD WHEN ...

At home	11-2	40% or better on 3PT	4-0
On the road	1-2	Less than 40% on 3PT	9-4
At neutral sites	2-0		
In SEC games	2-3	More turnovers than opp.	3-3
SEC home games	1-2	Less turnovers than opp.	11-1
SEC road games	1-1	Same turnovers as opp.	
In non-conference games	12-1		
In overtime	1-0	Scoring 80 or more points	8-0
		Scoring 70-79 points	3-0
In games decided by		Scoring 60-69 points	2-0
5 points or less	2-0	Scoring 50-59 points	1-3
6-10 points	2-0	Scoring less than 50 points	0-1
11 points or more	10-4		
Leading at the half	10-0	Allowing 80 or more points	1-1
Trailing at the half	2-4	Allowing 70-79 points	0-2
Tied at the half	2-0	Allowing 60-69 points	4-1
		Allowing 50-59 points	3-0
Shooting 40% or better	10-0	Allowing less than 50 points	6-0
Shooting less than 40%	4-4		
Opp. better than 40%	3-4	On Sunday	4-3
Opp. 40% or less	11-0	On Monday	2-0
Shooting better than opp.	11-0	On Tuesday	2-0
Shooting worse than opp.	5-4	On Wednesday	1-0
		On Thursday	4-1
Outrebounding opp.	13-1	On Friday	1-0
Opp. outrebounds UA.....	1-3	On Saturday	
Rebounds are tied			
		In November	5-0
70% or better on FT	5-2	In December	7-1
70% or less on FT	8-2	In January	2-3
More FT att. than opp.	12-2	In February	
Less FT att. than opp.	1-2	In March	
Same FT att. as opp.			

PLAYER GAME-BY-GAME (POINTS - REBOUNDS - ASSISTS)

OPPONENT	0 STENNIS	1 BOLTON	3 LEWIS	5 DA SILVA	11 COOK	13 C. KNIGHT	15 M. KNIGHT	20 WILLIAMS	21 BERRY	23 WADE	25 A. KNIGHT
New Orleans	0-1-0	INJ	11-8-4	0-1-0	7-3-2	4-4-0	18-4-4	10-6-0	0-0-0	16-3-1	12-7-0
Mississippi Valley State	0-0-0	10-5-1	21-7-2	8-2-2	11-3-2	2-5-3	8-7-2	6-6-2	0-0-0	15-11-3	12-6-0
Lipscomb	0-0-0	6-7-1	12-7-5	2-4-3	13-8-4	11-1-0	12-6-1	5-8-0	3-0-0	10-4-1	8-6-0
Georgia Southern	0-2-0	0-2-0	7-4-4	3-0-1	17-8-1	0-0-1	14-3-4	19-14-0	DNP	6-11-4	0-1-0
Alabama A&M	6-3-0	12-4-1	4-1-3	3-4-3	8-2-0	6-1-2	10-7-3	7-2-0	0-2-1	22-3-2	19-13-1
Alcorn State	4-0-0	18-7-0	9-5-4	7-1-4	13-8-3	6-4-2	18-2-3	5-3-0	0-0-0	9-10-1	4-6-1
Kansas	DNP	18-9-1	4-5-2	0-0-0	10-8-4	3-0-1	17-4-1	5-8-2	DNP	7-8-2	7-6-0
at Georgetown	0-1-0	3-2-0	10-7-6	0-1-2	11-3-2	0-0-0	6-7-0	10-5-3	DNP	10-4-0	9-7-0
Georgia State	0-0-0	11-1-0	14-8-5	3-1-1	15-4-1	3-2-1	9-8-3	6-1-0	DNP	11-8-1	8-6-1
Georgia Tech	0-0-0	0-3-0	7-2-8	0-0-1	19-4-0	2-2-0	13-7-2	6-3-1	DNP	15-11-2	5-8-0
vs. McNeese State	0-1-0	10-2-0	11-5-4	0-1-3	10-4-4	5-5-1	20-3-2	6-2-1	DNP	6-9-2	16-12-0
vs. UTEP	0-2-0	6-1-0	17-2-6	2-1-2	19-4-1	2-1-1	10-6-3	2-3-2	0-0-0	14-7-0	6-5-0
Florida A&M	0-0-0	6-3-2	11-3-4	2-2-3	9-8-4	2-1-1	16-6-2	7-3-1	0-0-0	16-10-2	12-7-0
at No. 6/6 South Carolina	DNP	9-0-0	10-1-4	0-0-0	5-2-0	2-2-2	8-6-2	5-6-1	DNP	5-1-0	1-3-0
Ole Miss	DNP	7-6-0	11-2-7	0-2-1	18-4-2	0-1-1	29-3-2	7-6-1	DNP	12-7-1	6-5-1
at Missouri	DNP	18-9-1	5-2-7	0-2-0	5-8-1	6-0-0	8-2-0	5-9-0	DNP	8-3-2	4-3-0
Kentucky	DNP	5-1-0	0-3-3	0-1-0	7-6-3	2-2-0	9-4-1	5-6-0	DNP	24-6-2	2-2-0
Arkansas	0-0-1	6-1-2	1-3-0	0-0-1	5-8-0	0-1-0	10-5-3	13-6-0	DNP	11-2-3	4-2-0

POINT PRODUCTION

OPPONENT	BACK COURT	FRONT COURT	STARTERS	RESERVES	SENIORS	JUNIORS	SOPHOMORES	FRESHMEN
New Orleans	40	38	62	16	N/A	39	16	23
Mississippi Valley State	50	43	61	32	N/A	45	15	33
Lipscomb	53	29	52	30	N/A	49	13	20
Georgia Southern	41	25	63	3	N/A	53	6	7
Alabama A&M	37	60	51	46	N/A	52	22	23
Alcorn State	57	36	54	39	N/A	71	9	13
Kansas	34	37	43	28	N/A	53	7	11
at Georgetown	27	32	47	12	N/A	30	10	19
Georgia State	44	36	55	25	N/A	47	11	22
Georgia Tech	41	26	59	8	N/A	40	15	12
vs. McNeese State	46	38	53	31	N/A	51	6	27
vs. UTEP	50	28	62	16	N/A	41	14	23
Florida A&M	40	41	59	22	N/A	42	16	23
at No. 6/6 South Carolina	25	20	33	12	N/A	29	5	11
Ole Miss	58	32	77	13	N/A	61	12	17
at Missouri	24	35	31	28	N/A	42	8	9
Kentucky	18	36	45	9	N/A	28	24	2
Arkansas	16	34	40	10	N/A	34	11	5
TOTALS	701 (.528)	626 (.472)	947 (.714)	380 (.286)	0	807 (.608)	220 (.166)	300 (.226)

GAME-BY-GAME HIGHS

OPPONENT	RESULT	POINTS	REBOUNDS	ASSISTS	STEALS	BLOCKS
New Orleans	W, 78-57	18, M. Knight	8, Lewis	4, M. Knight 4, Lewis	5, M. Knight	1, A. Knight
Mississippi Valley State	W, 93-44	21, Lewis	11, Wade	3, C. Knight 3, Wade	2, Cook 2, A. Knight 2, Lewis 2, Wade	5, Bolton
Lipscomb	W, 82-35	13, Cook	8, Williams	5, Lewis	3, Wade	3, A. Knight
Georgia Southern	W, 66-48	19, Williams	14, Williams	4, M. Knight 4, Lewis 4, Wade	2, M. Knight	1, Wade
Alabama A&M	W, 97-29	22, Wade	13, A. Knight	3, da Silva 3, M. Knight 3, Lewis	7, Wade	2, A. Knight
Alcorn State	W, 93-43	18, Bolton 18, M. Knight	10, Wade	4, da Silva 4, Lewis	4, M. Knight	4, A. Knight
Kansas	W, 71-65 ^{OT}	18, Bolton	9, Bolton	4, Cook	4, Cook	3, Bolton
at Georgetown	L, 59-70	11, Cook	7, A. Knight 7, M. Knight 7, Lewis	6, Lewis	2, Lewis 2, Wade	1, A. Knight
Georgia State	W, 80-57	15, Cook	8, M. Knight 8, Lewis 8, Wade	5, Lewis	4, Wade	2, A. Knight
Georgetown	W, 67-65	19, Cook	11, Wade	8, Lewis	2, Lewis 2, Wade	A. Knight 2, Wade
vs. McNeese State	W, 84-63	20, M. Knight	12, A. Knight	4, Cook 4, Lewis	2, Cook 2, M. Knight	6, A. Knight
vs. UTEP	W, 78-60	19, Cook	7, Wade	6, Lewis	4, Wade	4, A. Knight
Florida A&M	W, 81-46	16, M. Knight 16, Wade	10, Wade	4, Cook 4, Lewis	3, Lewis	5, A. Knight
at No. 6/6 South Carolina	L, 45-93	10, Lewis	6, M. Knight 6, Williams	4, Lewis	2, M. Knight	2, A. Knight
Ole Miss	W, 90-80	29, M. Knight	7, Wade	7, Lewis	3, M. Knight	5, A. Knight
at Missouri	W, 59-58	18, Bolton	9, Bolton 9, Williams	7, Lewis	2, Cook	1, Bolton 1, M. Knight
Kentucky	L, 54-71	24, Wade	6, Cook 6, Wade 6, Williams	3, Cook 3, Lewis	4, C. Knight	1, A. Knight
Arkansas	L, 50-68	13, Williams	8, Cook	3, M. Knight 3, Wade	4, Lewis	4, A. Knight



0

5-9 • Junior

Guard

LaKYESHA STENNIS

Lexington, Ky. (Southwest Tennessee CC)

CAREER HIGHS

Points	6 vs. Alabama A&M (11/27/16)
Rebounds	3 vs. Alabama A&M (11/27/16)
FG Made	3 vs. Alabama A&M (11/27/16)
FG Att.	5 vs. Alabama A&M (11/27/16)
3PT FG Made	
3PT FG Att.	2 - 3X, last vs. UTEP (12/20/16)
FT Made	
FT Att.	
Assists	1 vs. Arkansas (1/15/17)
Steals	
Blocks	
Minutes	10 - 2X, last vs. Alabama A&M (11/27/16)

SEC HIGHS

Points	
Rebounds	
FG Made	
FG Att.	1 vs. Arkansas (1/15/17)
3PT FG Made	
3PT FG Att.	1 vs. Arkansas (1/15/17)
FT Made	
FT Att.	
Assists	1 vs. Arkansas (1/15/17)
Steals	
Blocks	
Minutes	6 vs. Arkansas (1/15/17)

2016-17 SEASON HIGHS

Points	6 vs. Alabama A&M (11/27)
Rebounds	3 vs. Alabama A&M (11/27)
FG Made	3 vs. Alabama A&M (11/27)
FG Att.	5 vs. Alabama A&M (11/27)
3PT FG Made	
3PT FG Att.	2 - 3X, last vs. UTEP (12/20)
FT Made	
FT Att.	
Assists	1 vs. Arkansas (1/15)
Steals	
Blocks	
Minutes	10 - 2X, last vs. Alabama A&M (11/27)

NOTES: New Orleans (11/11): Played 10 minutes of reserve action off the bench and collected one rebound. **Georgia Southern (11/22):** Collected a season-best two boards in the win. **Alabama A&M (11:27):** Scored the first points of her Alabama career, finishing with six, and added three rebounds in the win. **Alcorn State (12/1):** Went 2-for-2 from the floor to finish with four points in four minutes. **Arkansas (1/15):** Recorded her first assist.

2016-17 GAME-BY-GAME STATS

OPPONENT	DATE	GS	MIN	FG	FGA	PCT	3FG	3FGA	PCT	FT	FTA	PCT	OFF	DEF	TOT	AVG	PF	A	TO	BLK	STL	PTS	AVG
New Orleans	11/11	10	0	2	.000	0	2	.000	0	0	.000	0	0	0	1	1.0	0	0	0	0	0	0	0.0
Miss. Valley St.	11/14	6	0	0	.000	0	0	.000	0	0	.000	0	0	0	0.5	1	0	0	0	0	0	0.0	
Lipscomb	11/17	3	0	2	.000	0	1	.000	0	0	.000	0	0	0	0.3	0	0	0	0	0	0	0.0	
Ga. Southern	11/22	3	0	3	.000	0	1	.000	0	0	.000	2	0	2	0.8	0	0	0	0	0	0	0.0	
Alabama A&M	11/27	10	3	5	.600	0	2	.000	0	0	.000	0	3	3	1.2	0	0	1	0	0	6	1.2	
Alcorn State	12/1	4	2	2	1.000	0	0	.000	0	0	.000	0	0	0	1.0	1	0	0	0	0	4	1.7	
Kansas	12/4	DNP																					
at Georgetown	12/11	5	0	1	.000	0	1	.000	0	0	.000	0	1	1	1.0	1	0	0	0	0	0	1.4	
Georgia State	12/15	6	0	1	.000	0	1	.000	0	0	.000	0	0	0	0.9	0	0	1	0	0	0	1.3	
Georgia Tech	12/17	2	0	1	.000	0	1	.000	0	0	.000	0	0	0	0.8	0	0	0	0	0	0	1.1	
vs. McNeese St.	12/19	3	0	0	.000	0	0	.000	0	0	.000	0	1	1	0.8	0	0	0	0	0	0	1.0	
vs. UTEP	12/20	8	0	2	.000	0	2	.000	0	0	.000	0	2	2	0.9	0	0	0	0	0	0	0.9	
Florida A&M	12/28	4	0	0	.000	0	0	.000	0	0	.000	0	0	0	0.8	0	0	0	0	0	0	0.8	
at S. Carolina	1/1	DNP																					
Ole Miss	1/5	DNP																					
at Missouri	1/8	DNP																					
Kentucky	1/12	DNP																					
Arkansas	1/15	6	0	1	.000	0	1	.000	0	0	.000	0	0	0	0.8	1	1	0	0	0	0	0.8	

Miscellaneous Stats	2016-17	Career	Miscellaneous Stats	2016-17	Career
Games Started	—	—	Led UA in Scoring	—	—
Double Figure Points	—	—	Led UA in Rebounding	—	—
Double Figure Rebounds	—	—	Led UA in Assists	—	—
Double-Doubles	—	—	Led UA in Steals	—	—
20-plus Points	—	—	Led UA in Blocks	—	—

CAREER STATS

Year	GP	GS	Min	Avg	FG	FGA	Pct	3FG	3FGA	Pct	FT	FTA	Pct	Off	Def	Tot	Avg	PF	FO	A	TO	Blk	Stl	Pts	Avg
2016-17	13	0	70	5.4	5	20	.250	0	12	.000	0	0	.000	2	8	10	0.8	4	0	1	2	0	0	10	0.8



6-0 • Junior

Forward

QUANETRIA BOLTON

Anniston, Ala. (Anniston HS)

CAREER HIGHS

Points	21 vs. Mississippi Valley State (11/22/15)
Rebounds	12 vs. Georgetown (12/12/15)
FG Made	9 vs. Mississippi Valley State (11/22/15)
FG Att.	16 at Arkansas (2/18/16)
3PT FG Made	3 at Missouri (1/8/17)
3PT FG Att.	5 - 2X, last at Georgia (1/4/15)
FT Made	6 - 2X, last vs. Kansas (12/4/16)
FT Att.	10 vs. Kansas (12/4/16)
Assists	3 vs. Kentucky (1/2/15)
Steals	4 at Florida (1/21/16)
Blocks	5 vs. Mississippi Valley State (11/14/16)
Minutes	27 vs. Georgetown (12/12/15)

SEC HIGHS

Points	19 at Arkansas (2/18/16)
Rebounds	9 - 2X, last at Missouri (1/8/17)
FG Made	7 - 3X, last at Missouri (1/8/17)
FG Att.	16 at Arkansas (2/18/16)
3PT FG Made	3 at Missouri (1/8/17)
3PT FG Att.	5 at Georgia (1/4/15)
FT Made	5 at Arkansas (2/18/16)
FT Att.	7 - 2X, last at Arkansas (2/18/16)
Assists	3 vs. Kentucky (1/2/15)
Steals	4 at Florida (1/21/16)
Blocks	4 at Texas A&M (2/16/15)
Minutes	25 - 3X, last at Arkansas (2/18/16)

2016-17 SEASON HIGHS

Points	18 - 2X, last vs. Kansas (12/4)
Rebounds	9 - 2X, last at Missouri (1/8/17)
FG Made	8 vs. Alcorn State (12/1)
FG Att.	15 vs. Kansas (12/1)
3PT FG Made	3 at Missouri (1/8)
3PT FG Att.	4 at Missouri (1/8)
FT Made	6 vs. Kansas (12/4)
FT Att.	10 vs. Kansas (12/4)
Assists	2 - 2X, last vs. Arkansas (1/15)
Steals	2 vs. Florida A&M (12/28)
Blocks	5 vs. Mississippi Valley State (1/14)
Minutes	23 - 2X, last vs. Arkansas (1/15)

NOTES: **New Orleans (11/11):** Did not play in the season opener (concussion). **Mississippi Valley State (11/14):** Had 10 points, five rebounds, a career-best five blocks, one assist and one steal. **Lipscomb (11/17):** Recorded six points, seven rebounds and an assist in 16 minutes off the bench. **Alabama A&M (11/27):** Finished with 12 points, four rebounds, one assist and one steal. **Alcorn State (12/1):** Scored a season-high 18 points and added seven rebounds and two blocks. **Kansas (12/4):** Matched her season high in points with 18 and set a new season best in rebounds with nine, while recording three blocks, one assist and one steal. **Georgia State (12/15):** Chipped in 11 points, one rebound and a block. **McNeese State (12/19):** Added 10 points, two rebounds and a pair of blocks in 14 minutes. **Florida A&M (12/28):** Collected six points, three rebounds, two assists and two steals. **South Carolina (1/1):** Finished with nine points and a block. **Ole Miss (1/5):** Chipped in seven points and six rebounds in 10 minutes of action. **Missouri (1/8):** Hit the game-winning three with 0.4 seconds left ... scored a season-high 18 points while hitting a career-high three threes ... also had a season- and SEC-high nine boards. **Kentucky (1/12):** Had five points and one rebound against the Wildcats. **Arkansas (1/15):** Collected six points, one rebound, two assists and one steal.

2016-17 GAME-BY-GAME STATS

OPPONENT	DATE	GS	MIN	FG	FGA	PCT	3FG	FGA	PCT	FT	FTA	PCT	OFF	DEF	TOT	AVG	PF	A	TO	BLK	STL	PTS	AVG
New Orleans	11/11	DNP																					
Miss. Valley St.	11/14		20	4	6	.667	0	0	.000	2	5	.400	2	3	5	5.0	4	1	2	5	1	10	10.0
Lipscomb	11/17		16	3	5	.600	0	0	.000	0	0	.000	0	7	7	6.0	1	1	0	0	0	6	8.0
Ga. Southern	11/22		11	0	5	.000	0	0	.000	0	0	.000	2	0	2	4.7	2	0	1	0	0	0	5.3
Alabama A&M	11/27		23	5	11	.455	0	1	.000	2	2	1.000	1	3	4	4.5	0	1	0	0	1	12	7.0
Alcorn State	12/1		20	8	13	.615	0	0	.000	2	4	.500	3	4	7	5.0	1	0	2	2	0	18	9.2
Kansas	12/4		22	6	15	.400	0	0	.000	6	10	.600	6	3	9	5.7	2	1	2	3	1	18	10.7
at Georgetown	12/11		9	1	6	.167	0	0	.000	1	2	.500	1	1	2	5.1	2	0	1	0	0	3	9.6
Georgia State	12/15		15	4	9	.444	1	2	.500	2	4	.500	1	0	1	4.6	0	0	0	1	0	11	9.8
Georgia Tech	12/17		6	0	3	.000	0	0	.000	0	0	.000	2	1	3	4.8	0	0	0	0	0	0	9.4
vs. McNeese St.	12/19		14	4	8	.500	0	0	.000	2	2	1.000	1	1	2	4.2	2	0	0	2	0	10	8.8
vs. UTEP	12/20		8	3	5	.600	0	0	.000	0	0	.000	1	0	1	3.9	1	0	0	0	0	6	8.5
Florida A&M	12/28		11	3	6	.500	0	0	.000	0	0	.000	1	2	3	3.8	2	2	0	0	2	6	8.3
at S. Carolina	1/1		16	4	7	.571	1	1	1.000	0	0	.000	0	0	0	3.5	1	0	3	1	0	9	8.4
Ole Miss	1/5		10	2	4	.500	0	0	.000	3	6	.500	2	4	6	3.7	5	1	2	0	0	7	8.3
at Missouri	1/8		19	7	10	.700	3	4	.750	1	2	.500	2	7	9	4.1	2	1	1	1	1	18	8.9
Kentucky	1/12		15	2	4	.500	0	1	.000	1	2	.500	0	1	1	3.9	4	0	1	0	0	5	8.7
Arkansas	1/15		23	3	7	.429	0	2	.000	0	0	.000	0	1	1	3.7	1	2	1	0	1	6	8.5

Miscellaneous Stats	2016-17	Career
Games Started	—	19
Double Figure Points	7	24
Double Figure Rebounds	—	4
Double-Doubles	—	3
20-plus Points	—	1

Miscellaneous Stats	2016-17	Career
Led UA in Scoring	3	8
Led UA in Rebounding	2	10
Led UA in Assists	—	2
Led UA in Steals	—	—
Led UA in Blocks	2	21

CAREER STATS

Year	GP	GS	Min	Avg	FG	FGA	Pct	3FG	3FGA	Pct	FT	FTA	Pct	Off	Def	Tot	Avg	PF	FO	A	TO	Blk	Stl	Pts	Avg
2014-15	29	0	427	14.7	55	149	.369	10	56	.179	27	41	.659	33	69	102	3.5	66	2	15	27	25	11	147	5.1
2015-16	31	19	567	18.3	121	244	.496	12	43	.279	35	50	.700	57	70	127	4.1	70	1	13	34	41	17	289	9.3
2016-17	17	0	258	15.2	59	124	.476	5	11	.455	22	39	.564	25	38	63	3.7	30	1	9	16	15	7	145	8.5
TOTAL	77	19	1252	16.3	235	517	.455	27	110	.245	84	130	.646	115	177	292	3.8	166	4	37	77	81	35	581	7.5



5-7 • Freshman

Guard

JORDAN LEWIS

Windermere, Fla. (Lake Highland Prep)

CAREER HIGHS

Points	21 vs. Miss. Valley State (11/14/16)
Rebounds	8 - 2X, last vs. Georgia State (12/15/16)
FG Made	8 vs. Miss. Valley State (11/14/16)
FG Att.	12 - 2X, last vs. UTEP (12/20/16)
3PT FG Made	3 vs. UTEP (12/20/16)
3PT FG Att.	5 - 4X, last at Missouri (1/8/17)
FT Made	7 vs. Florida A&M (12/28/16)
FT Att.	10 vs. Ole Miss (1/5/17)
Assists	8 vs. Georgia Tech (12/17/16)
Steals	4 - 2X, last vs. Arkansas (1/15/17)
Blocks	
Minutes	40 vs. Kansas (12/4/16)

SEC HIGHS

Points	11 vs. Ole Miss (1/5/17)
Rebounds	3 - 2X, last vs. Arkansas (1/15/17)
FG Made	3 at South Carolina (1/1/17)
FG Att.	10 at South Carolina (1/1/17)
3PT FG Made	1 - 2X, last vs. Ole Miss (1/5/17)
3PT FG Att.	5 at Missouri (1/8/17)
FT Made	6 vs. Ole Miss (1/5/17)
FT Att.	10 vs. Ole Miss (1/5/17)
Assists	7 - 2X, last at Missouri (1/8/17)
Steals	4 vs. Arkansas (1/15/17)
Blocks	
Minutes	36 - 3X, last vs. Missouri (1/8/17)

2016-17 SEASON HIGHS

Points	21 vs. Miss. Valley State (11/14)
Rebounds	8 - 2X, last vs. Georgia State (12/15)
FG Made	8 vs. Miss. Valley State (11/14)
FG Att.	12 - 2X, last vs. UTEP (12/20)
3PT FG Made	3 vs. UTEP (12/20)
3PT FG Att.	5 - 4X, last at Missouri (1/8)
FT Made	7 vs. Florida A&M (12/28)
FT Att.	10 vs. Ole Miss (1/5)
Assists	8 vs. Georgia Tech (12/17)
Steals	4 - 2X, last vs. Arkansas (1/15)
Blocks	
Minutes	40 vs. Kansas (12/4)

2016-17 AWARDS

- SEC Freshman of the Week (Nov. 15)
- SEC Freshman of the Week (Dec. 27)
- SEC Freshman of the Week (Jan. 10)

2016-17 NOTES: New Orleans (11/11):

Started at point guard in her Crimson Tide debut where she finished with 11 points, eight rebounds, four assists, both of which were game highs, and four steals. **Mississippi Valley State (11/14):** Led the game in scoring with 21 points in addition to seven rebounds, two assists and two steals. **Lipscomb (11/17):** Added 12 points, seven rebounds, five assists and one steal. **Georgia Southern (11/22):** Chipped in seven points, four rebounds, a game-high four assists and a steal. **Alabama A&M (11/27):** Finished with four points, one rebound, three assists and three steals. **Alcorn State (12/1):** Recorded nine points, five rebounds, four assists and a steal. **Kansas (12/4):** Had four points, five rebounds, two assists and a steal in the win. **Georgetown (12/11):** Dished six assists, in addition to 10 points, seven rebounds and a pair of steals. **Georgia State (12/15):** Had a solid all-around game with 14 points, eight rebounds, five assists and a steal. **Georgia Tech (12/17):** Dished out a season-best eight assists while running the point against a tough defense for 36 minutes ... also added seven points, two rebounds and two steals. **McNeese State (12/19):** Finished with 11 points, five rebounds and four assists. **UTEP (12/20):** Had a 2:1 assist/turnover ratio with six assists and three steals in 32 minutes ... also scored 17 points, 12 of which came in the first quarter to spark the Tide offense. **Florida A&M (12/28):** Collected 11 points, four assists, three rebounds and three steals ... went 7-for-8 from the free throw line. **South Carolina (1/1):** Scored a team-high 10 points in addition to four assists, one rebound and one steal. **Ole Miss (1/5):** Chipped in 11 points, seven assists, two rebounds and a pair of steals. **Missouri (1/8):** Dished out seven assists in addition to scoring five points. **Kentucky (1/12):** Three rebounds, three assists and a steal against the Wildcats. **Arkansas (1/15):** Matched her career high in steals with four.

2016-17 GAME-BY-GAME STATS

OPPONENT	DATE	GS	MIN	FG	FGA	PCT	3FG	3FGA	PCT	FT	FTA	PCT	OFF	DEF	TOT	AVG	PF	A	TO	BLK	STL	PTS	AVG
New Orleans	11/11	*	32	5	11	.455	1	3	.333	0	2	.000	1	7	8	8.0	3	4	4	0	4	11	11.0
Miss. Valley St.	11/14	*	28	8	12	.667	2	3	.667	3	7	.429	3	4	7	7.5	2	2	2	0	2	21	16.0
Lipscomb	11/17	*	28	5	8	.625	0	1	.000	2	3	.667	3	4	7	7.3	0	5	0	0	1	12	14.7
Ga. Southern	11/22	*	34	2	7	.286	2	4	.500	2	6	.333	1	3	4	6.5	1	4	1	0	1	8	13.0
Alabama A&M	11/27	*	18	1	2	.500	1	2	.500	1	2	.500	0	1	1	5.4	0	3	1	0	3	4	11.2
Alcorn State	12/1	*	20	3	5	.600	0	2	.000	3	4	.750	2	3	5	5.3	2	4	3	0	1	9	10.8
Kansas	12/4	*	40	1	10	.100	1	5	.200	1	2	.500	1	4	5	5.3	2	2	3	0	1	4	9.9
at Georgetown	12/11	*	34	3	11	.273	0	2	.000	4	6	.667	4	3	7	5.5	5	6	3	0	2	10	9.9
Georgia State	12/15	*	31	4	11	.364	1	2	.500	5	7	.714	2	6	8	5.8	2	5	6	0	1	14	10.3
Georgia Tech	12/17	*	36	2	10	.200	1	5	.200	2	2	1.000	0	2	2	5.2	1	8	4	0	2	7	10.0
vs. McNeese St.	12/19	*	29	3	6	.500	2	3	.667	3	4	.750	0	5	5	5.4	2	4	4	0	0	11	10.1
vs. UTEP	12/20	*	32	6	12	.500	3	5	.600	2	4	.500	1	1	2	5.1	2	6	3	0	2	17	10.7
Florida A&M	12/28	*	27	2	9	.222	0	4	.000	7	8	.875	1	2	3	4.9	1	4	3	0	3	11	10.7
at S. Carolina	1/1	*	36	3	10	.300	1	3	.333	3	4	.750	1	0	1	4.6	0	4	5	0	1	10	10.6
Ole Miss	1/5	*	36	2	5	.400	1	4	.250	6	10	.600	0	2	2	4.5	5	7	5	0	2	11	10.7
at Missouri	1/8	*	36	2	9	.222	0	5	.000	1	1	1.000	0	2	2	4.3	1	7	2	0	0	5	10.3
Kentucky	1/12	*	28	0	6	.000	0	1	.000	0	0	.000	1	2	3	4.2	2	3	4	0	1	0	9.7
Arkansas	1/15	*	24	0	5	.000	0	4	.000	1	4	.250	0	3	3	4.2	0	0	1	0	4	1	9.2

Miscellaneous Stats	2016-17	Career
Games Started	18	18
Double Figure Points	10	10
Double Figure Rebounds	—	—
Double-Doubles	—	—
20-plus Points	1	1

Miscellaneous Stats	2016-17	Career
Led UA in Scoring	2	2
Led UA in Rebounding	3	3
Led UA in Assists	15	15
Led UA in Steals	5	5
Led UA in Blocks	—	—

Year	GP	GS	Min	Avg	FG	FGA	Pct	3FG	3FGA	Pct	FT	FTA	Pct	Off	Def	Tot	Avg	PF	FO	A	TO	Blk	Stl	Pts	Avg
2016-17	18	18	549	30.5	52	149	.349	16	58	.276	46	76	.605	21	54	75	4.2	31	2	78	54	0	31	166	9.2



5

5-6 • Junior

Guard

ALANA DA SILVA

Sao Paulo, Brazil (New Mexico JC)

CAREER HIGHS

Points	8 vs. Miss. Valley State (11/14/16)
Rebounds	4 - 2X, last vs. Alabama A&M (11/27/16)
FG Made	3 - 2X, last vs. Alcorn State (12/1/16)
FG Att.	5 vs. Miss. Valley State (11/14/16)
3PT FG Made	1 - 3X, last vs. Alcorn State (12/1/16)
3PT FG Att.	2 - 5X, last vs. Arkansas (1/15/17)
FT Made	1 - 3X, last vs. Georgia State (12/15/16)
FT Att.	3 vs. Alcorn State (12/1/16)
Assists	4 vs. Alcorn State (12/1/16)
Steals	1 - 7X, last vs. Arkansas (1/15/17)
Blocks	1 vs. Arkansas (1/15/17)
Minutes	24 vs. Alabama A&M (11/27/16)

SEC HIGHS

Points	
Rebounds	2 - 2X, last at Missouri (1/8/17)
FG Made	
FG Att.	3 vs. Arkansas (1/15/17)
3PT FG Made	
3PT FG Att.	2 vs. Arkansas (1/15/17)
FT Made	
FT Att.	
Assists	1 - 2X, last vs. Arkansas (1/15/17)
Steals	1 - 2X, last vs. Arkansas (1/15/17)
Blocks	1 vs. Arkansas (1/15/17)
Minutes	14 vs. Arkansas (1/15/17)

2016-17 SEASON HIGHS

Points	8 vs. Miss. Valley State (11/14)
Rebounds	4 - 2X, last vs. Alabama A&M (11/27)
FG Made	3 - 2X, last vs. Alcorn State (12/1)
FG Att.	5 vs. Miss. Valley State (11/14)
3PT FG Made	1 - 3X, last vs. Alcorn State (12/1)
3PT FG Att.	2 - 5X, last vs. Arkansas (1/15)
FT Made	1 - 3X, last vs. Georgia State (12/15)
FT Att.	3 vs. Alcorn State (12/1)
Assists	4 vs. Alcorn State (12/1)
Steals	1 - 7X, last vs. Arkansas (1/15)
Blocks	1 vs. Arkansas (1/15)
Minutes	24 vs. Alabama A&M (11/27)

2016-17 NOTES

New Orleans (11/11): Played nine minutes in the season opener and collected one rebound. **Mississippi Valley State (11/14):** Had eight points, two rebounds, two assists and a steal. **Lipscomb (11/17):** Collected two points, four rebounds, three assists and a steal. **Georgia Southern (11/22):** Scored the only points off the bench for the Tide with three ... also added one assist and a steal. **Alabama A&M (11/27):** Notched three points, four rebounds and three assists. **Alcorn State (12/1):** Provided the Tide with 17 valuable minutes at the point, finishing with seven points, a season-high four assists and one rebound. **Georgia State (12/15):** Had three points, one rebound, one assist and one steal. **McNeese State (12/19):** Finished with three assists and a rebound in her 12 minutes off the bench. **UTEP (12/20):** Chipped in two points, two assists and one rebound. **Florida A&M (12/28):** Collected two points, two rebounds and a trio of assists. **Ole Miss (1/5):** Added two rebounds and an assist. **Missouri (1/8):** Pulled down two rebounds. **Kentucky (1/12):** Had one rebound and one steal against the Wildcats. **Arkansas (1/15):** Recorded one assist, one block and one steal.

2016-17 GAME-BY-GAME STATS

OPPONENT	DATE	GS	MIN	FG	FGA	PCT	3FG	FGA	PCT	FT	FTA	PCT	OFF	DEF	TOT	AVG	PF	A	TO	BLK	STL	PTS	AVG
New Orleans	11/11	9	0	2	.000	0	1	.000	0	2	.000	0	1	1	1.0	0	0	0	0	0	0	0.0	
Miss. Valley St.	11/14	14	3	5	.600	1	2	.500	1	2	.500	0	2	2	1.5	1	2	4	0	1	8	4.0	
Lipscomb	11/17	12	1	2	.500	0	1	.000	0	0	.000	0	4	4	2.3	0	3	1	0	1	2	3.3	
Ga. Southern	11/22	9	1	2	.500	1	2	.500	0	0	.000	0	0	0	1.8	0	1	1	0	1	3	3.3	
Alabama A&M	11/27	24	1	4	.250	0	2	.000	1	2	.500	1	3	4	2.2	1	3	1	0	0	3	3.2	
Alcorn State	12/1	17	3	4	.750	1	2	.500	0	3	.000	0	1	1	2.0	1	4	1	0	0	7	3.8	
Kansas	12/4	5	0	1	.000	0	1	.000	0	0	.000	0	0	0	1.7	0	0	0	0	0	0	3.3	
at Georgetown	12/11	12	0	1	.000	0	0	.000	0	0	.000	0	1	1	1.6	0	2	2	0	1	0	2.9	
Georgia State	12/15	13	1	2	.500	0	0	.000	1	2	.500	0	1	1	1.6	0	1	1	0	1	3	2.9	
Georgia Tech	12/17	5	0	0	.000	0	0	.000	0	0	.000	0	0	0	1.4	0	1	0	0	0	0	2.9	
vs. McNeese St.	12/19	12	0	0	.000	0	0	.000	0	2	.000	0	1	1	1.4	0	3	1	0	0	0	2.4	
vs. UTEP	12/20	12	1	2	.500	0	1	.000	0	0	.000	0	1	1	1.3	0	2	0	0	0	2	2.3	
Florida A&M	12/28	16	1	1	1.000	0	0	.000	0	0	.000	0	2	2	1.4	0	3	2	0	0	2	2.3	
at S. Carolina	1/1	6	0	1	.000	0	0	.000	0	0	.000	0	0	0	1.3	0	0	3	0	0	0	2.1	
Ole Miss	1/5	4	0	1	.000	0	1	.000	0	0	.000	0	2	2	1.3	0	1	1	0	0	0	2.0	
at Missouri	1/8	5	0	2	.000	0	1	.000	0	0	.000	1	1	2	1.4	0	0	0	0	0	0	1.9	
Kentucky	1/12	9	0	1	.000	0	0	.000	0	0	.000	0	1	1	1.4	1	0	0	0	1	0	1.8	
Arkansas	1/15	14	0	3	.000	0	2	.000	0	0	.000	0	0	0	1.3	0	1	2	1	1	0	1.7	

Miscellaneous Stats	2016-17	Career
Games Started	—	—
Double Figure Points	—	—
Double Figure Rebounds	—	—
Double-Doubles	—	—
20-plus Points	—	—

Miscellaneous Stats	2016-17	Career
Led UA in Scoring	—	—
Led UA in Rebounding	—	—
Led UA in Assists	2	2
Led UA in Steals	—	—
Led UA in Blocks	—	—

CAREER STATS																						
Year	GP	GS	Min	Avg	FG	FGA	Pct	3FG	3FGA	Pct	FT	FTA	Pct	Off	Def	Tot	Avg	PF	FO	A	TO	Blk
2016-17	18	0	198	11.0	12	34	.353	3	16	.188	3	13	.231	2	21	23	1.3	4	0	27	20	1



11

6-0 • Junior

Guard

HANNAH COOK

Ozark, Mo. (Ozark HS)

CAREER HIGHS

Points	24 - 2X, last at Arkansas (2/18/16)
Rebounds	15 vs. Middle Tennessee (11/27/15)
FG Made	8 at UT Martin (12/2/15)
FG Att.	19 vs. Duke (11/16/14)
3PT FG Made	6 vs. Georgetown (12/12/15)
3PT FG Att.	14 vs. Ga. Southern (11/22/16)
FT Made	6 vs. Lipscomb (12/28/15)
FT Att.	8 - 3X, last vs. Tennessee (2/25/16)
Assists	6 at Arkansas (2/18/16)
Steals	4 - 4X, last vs. Kansas (12/4/16)
Blocks	1 - 12X, last vs. Arkansas (1/15/17)
Minutes	42 vs. Kansas (12/4/16)

SEC HIGHS

Points	24 - 2X, last at Arkansas (2/18/16)
Rebounds	10 - 2X, last vs. Tennessee (2/25/16)
FG Made	7 - 2X, last at Arkansas (2/18/16)
FG Att.	14 vs. Kentucky (1/2/15)
3PT FG Made	5 - 2X, last at Auburn (1/14/16)
3PT FG Att.	10 - 2X, last at Auburn (1/14/16)
FT Made	6 at Arkansas (2/18/16)
FT Att.	8 - 2X, last vs. Tennessee (2/25/16)
Assists	3 - 2X, last vs. Kentucky (1/12/17)
Steals	4 - 2X, last at Arkansas (2/18/16)
Blocks	1 - 6X, last vs. Arkansas (1/15/17)
Minutes	37 - 4X, last at Missouri (1/8/17)

2016-17 SEASON HIGHS

Points	19 - 2X, last vs. UTEP (12/20)
Rebounds	8 - 7X, last vs. Arkansas (1/15)
FG Made	6 - 3X, last vs. UTEP (12/20)
FG Att.	16 vs. Ga. Southern (11/22)
3PT FG Made	5 - 2X, last vs. UTEP (12/20)
3PT FG Att.	14 vs. Ga. Southern (11/22)
FT Made	5 at Georgetown (12/11)
FT Att.	5 at Georgetown (12/11)
Assists	4 - 4X, last vs. Florida A&M (12/28)
Steals	4 vs. Kansas (12/4)
Blocks	1 - 2X, last vs. Arkansas (1/15)
Minutes	42 vs. Kansas (12/4)

2016-17 NOTES

New Orleans (11/11): Recorded seven points, three rebounds, two assists and a steal in 21 minutes against the Privateers. **Mississippi Valley State (11/14):** Added 11 points, three rebounds, two assists and a pair of steals. **Lipscomb (11/17):** Led all scorers with 13 points in addition to eight rebounds, four assists and a steal. **Georgia Southern (11/22):** Had 17 points, 15 of which came from three-point range, eight rebounds, one assist and one steal. **Alabama A&M (11/27):** Contributed eight points, two rebounds and a steal. **Alcorn State (12/1):** Chipped in 13 points, eight rebounds, three assists and one steal. **Kansas (12/4):** Hit the game-tying three-pointer with 0.3 remaining in regulation to send the game into overtime ... finished with 10 points, eight rebounds, four assists and four steals. **Georgetown (12/11):** Led Alabama in scoring with 11 points, in addition to three rebounds and a pair of assists. **Georgia State (12/15):** Scored a game-high 15 points and had four rebounds, two steals, one assist and a block. **Georgia Tech (12/17):** Finished with a game-best, and season-high, 19 points, 12 of which came from beyond the arc, four rebounds and a steal. **McNeese State (12/19):** Added 10 points, four rebounds, four assists and two steals for the Tide. **UTEP (12/20):** Led Alabama in scoring with 19 points, in addition to four rebounds and one assist. **Florida A&M (12/28):** Just shy of a double-double with nine points and eight rebounds in addition to four assists and one steal. **South Carolina (1/1):** Finished with five points, two rebounds and a steal. **Ole Miss (1/5):** Chipped in 18 points, four rebounds, two assists and a steal. **Missouri (1/8):** Finished with eight rebounds, five points, one assist and two steals. **Kentucky (1/12):** Had seven points, six rebounds, three assists and two steals. **Arkansas (1/15):** Collected five points, eight rebounds and one block.

INDIVIDUAL RANKINGS

Category	NCAA	SEC	Value
Three-Pt FGs Attempted	63	3	121
Three-Pt FGs Made	55	1	44
Three-Pt FGs Per Game	67	1	2.44
Three-Pt FG Percentage	108	2	36.4

2016-17 GAME-BY-GAME STATS


OPPONENT	DATE	GS	MIN	FG	FGA	PCT	3FG	3FGA	PCT	FT	FTA	PCT	OFF	DEF	TOT	AVG	PF	A	TO	BLK	STL	PTS	AVG
New Orleans	11/11	*	21	3	5	.600	1	2	.500	0	0	.000	2	1	3	3.0	2	2	2	0	1	7	7.0
Miss. Valley St.	11/14	*	28	4	9	.444	3	7	.429	0	0	.000	0	3	3	3.0	3	2	3	0	2	11	9.0
Lipscomb	11/17	*	25	5	11	.455	3	8	.375	0	0	.000	0	8	8	4.7	0	4	2	0	1	13	10.3
Ga. Southern	11/22	*	33	6	16	.375	5	14	.357	0	0	.000	1	7	8	5.5	4	1	1	0	1	17	12.0
Alabama A&M	11/27	*	20	3	5	.600	2	4	.500	0	0	.000	0	2	2	4.8	3	0	1	0	1	8	11.2
Alcorn State	12/1	*	26	4	9	.444	3	6	.500	2	2	1.000	3	5	8	5.3	0	3	1	0	1	13	11.5
Kansas	12/4	*	42	2	14	.143	2	10	.200	4	4	1.000	0	8	8	5.7	2	4	3	0	4	10	11.3
at Georgetown	12/11	*	36	2	9	.222	2	5	.400	5	5	1.000	0	3	3	5.4	2	2	3	0	0	11	11.3
Georgia State	12/15	*	34	5	9	.556	3	7	.429	2	2	1.000	2	2	4	5.2	0	1	0	1	2	15	11.7
Georgia Tech	12/17	*	33	6	15	.400	4	11	.364	3	3	1.000	0	4	4	5.3	3	0	2	0	1	19	12.6
vs. McNeese St.	12/19	*	27	3	9	.333	2	6	.333	2	2	1.000	2	2	4	5.0	1	4	2	0	2	10	12.2
vs. UTEP	12/20	*	31	6	10	.600	5	9	.556	2	2	1.000	1	3	4	4.9	1	1	5	0	0	19	12.8
Florida A&M	12/28	*	34	3	10	.300	2	7	.286	1	2	.500	2	6	8	5.2	0	4	4	0	1	9	12.5
at S. Carolina	1/1	*	21	1	7	.143	1	5	.200	2	2	1.000	0	2	2	4.9	4	0	4	0	1	5	11.9
Ole Miss	1/5	*	36	5	9	.556	3	6	.500	5	6	.833	0	4	4	4.9	2	2	2	0	1	18	12.3
at Missouri	1/8	*	37	2	10	.200	1	5	.200	0	0	.000	3	5	8	5.1	3	1	3	0	2	5	11.9
Kentucky	1/12	*	32	2	8	.250	1	4	.250	2	2	1.000	0	6	6	5.1	1	3	4	0	2	7	11.6
Arkansas	1/15	*	26	2	9	.222	1	5	.200	0	0	.000	3	5	8	5.3	3	0	3	1	0	5	11.2

Miscellaneous Stats	2016-17	Career
Games Started	18	74
Double Figure Points	11	44
Double Figure Rebounds	—	5
Double-Doubles	—	3
20-plus Points	—	5

Miscellaneous Stats	2016-17	Career
Led UA in Scoring	5	19
Led UA in Rebounding	3	17
Led UA in Assists	4	8
Led UA in Steals	4	18
Led UA in Blocks	—	2

CAREER STATS

Year	GP	GS	Min	Avg	FG	FGA	Pct	3FG	3FGA	Pct	FT	FTA	Pct	Off	Def	Tot	Avg	PF	FO	A	TO	Blk	Stl	Pts	Avg
2014-15	32	25	819	25.6	93	285	.326	51	171	.298	44	71	.620	16	89	105	3.3	76	1	43	60	7	38	281	8.8
2015-16	31	31	925	29.8	117	310	.377	70	192	.365	68	93	.731	36	144	180	5.8	78	2	35	77	3	54	372	12.0
2016-17	18	18	542	30.1	64	174	.368	44	121	.364	30	32	.938	19	76	95	5.3	34	0	34	45	2	23	202	11.2
TOTAL	81	74	2286	28.2	274	769	.356	165	484	.341	142	196	.724	71	309	380	4.7	188	3	112	182	12	115	855	10.6



13

5-7 • Junior

Guard

COCO KNIGHT

Bay Minette, Ala. (Shelton State CC)

CAREER HIGHS

Points	11 vs. Lipscomb (11/17/16)
Rebounds	5 - 2X, last vs. McNeese St. (12/19/16)
FG Made	5 vs. Lipscomb (11/17/16)
FG Att.	10 vs. Lipscomb (11/17/16)
3PT FG Made	
3PT FG Att.	
FT Made	2 - 5X, last at Missouri (1/8/17)
FT Att.	3 vs. New Orleans (11/11/16)
Assists	3 vs. Miss. Valley State (11/14/16)
Steals	4 vs. Kentucky (1/12/17)
Blocks	
Minutes	21 vs. Lipscomb (11/17/16)

SEC HIGHS

Points	6 at Missouri (1/8/17)
Rebounds	2 at South Carolina (1/1/17)
FG Made	1 at South Carolina (1/1/17)
FG Att.	4 at South Carolina (1/1/17)
3PT FG Made	
3PT FG Att.	
FT Made	
FT Att.	2 vs. Arkansas (1/15/17)
Assists	2 at South Carolina (1/1/17)
Steals	4 vs. Kentucky (1/12/17)
Blocks	
Minutes	15 at South Carolina (1/1/17)

2016-17 SEASON HIGHS

Points	11 vs. Lipscomb (11/17)
Rebounds	5 - 2X, last vs. McNeese St. (12/19)
FG Made	5 vs. Lipscomb (11/17)
FG Att.	10 vs. Lipscomb (11/17)
3PT FG Made	
3PT FG Att.	
FT Made	2 - 5X, last at Missouri (1/8)
FT Att.	3 vs. New Orleans (11/11)
Assists	3 vs. Miss. Valley State (11/14)
Steals	4 vs. Kentucky (1/12)
Blocks	
Minutes	21 vs. Lipscomb (11/17)

2016-17 NOTES


New Orleans (11/11): Added four points and four rebounds in 11 minutes off the bench. **Mississippi Valley State (11/14):** Finished with two points, five rebounds, three assists and one steal. **Lipscomb (11/17):** Scored 11 points and had one rebound and a steal. **Alabama A&M (11/27):** Chipped in six points on 3-of-3 shooting, one rebound, two assists and three steals. **Alcorn State (12/1):** Had six points, four rebounds, two assists and a steal in the win. **Georgia State (12/15):** In 11 minutes of action recorded three points, two rebounds and an assist. **McNeese State (12/19):** Contributed five points, five rebounds, one assist and one steal. **UTEP (12/20):** Had two points, one rebounds and an assist. **Florida A&M (12/28):** Collected two points, two steals, one rebound and an assist. **South Carolina (1/1):** Finished with two points, two rebounds and two assists. **Ole Miss (1/5):** Chipped in one rebound and an assist. **Missouri (1/8):** Scored six points in her 14 minutes of reserve action. **Kentucky (1/12):** Had a career-high four steals in addition to two points and two rebounds.

2016-17 GAME-BY-GAME STATS

OPPONENT	DATE	GS	MIN	FG	FGA	PCT	3FG	FGA	PCT	FT	FTA	PCT	OFF	DEF	TOT	AVG	PF	A	TO	BLK	STL	PTS	AVG
New Orleans	11/11	11	1	3	333	0	0	000	2	3	667	2	2	4	4.0	1	0	0	0	0	4	4.0	
Miss. Valley St.	11/14	14	0	2	000	0	0	000	2	2	1000	1	4	5	4.5	1	3	2	0	1	2	3.0	
Lipscomb	11/17	21	5	10	500	0	0	000	1	1	1000	0	1	1	3.3	1	0	0	0	1	11	5.7	
Ga. Southern	11/22	5	0	0	000	0	0	000	0	0	000	0	0	0	2.5	0	1	1	0	0	0	4.3	
Alabama A&M	11/27	13	3	3	1000	0	0	000	0	2	000	0	1	1	2.2	0	2	0	0	3	6	4.6	
Alcorn State	12/1	19	2	3	667	0	0	000	2	2	1000	0	4	4	2.5	1	2	2	0	1	6	4.8	
Kansas	12/4	7	1	3	333	0	0	000	1	1	1000	0	0	0	2.1	0	1	0	0	1	3	4.6	
at Georgetown	12/11	4	0	1	000	0	0	000	0	0	000	0	0	0	1.9	0	0	2	0	0	0	4.0	
Georgia State	12/15	11	1	1	1000	0	0	000	1	2	500	1	1	2	1.9	2	1	0	0	0	3	3.9	
Georgia Tech	12/17	9	1	4	250	0	0	000	0	0	000	1	1	2	2.1	1	0	1	0	0	2	3.7	
vs. McNeese St.	12/19	16	2	4	500	0	0	000	1	2	500	2	3	5	2.2	0	1	4	0	1	5	3.8	
vs. UTEP	12/20	7	0	0	000	0	0	000	2	2	1000	0	1	1	2.1	0	1	0	0	0	2	3.7	
Florida A&M	12/28	6	1	3	333	0	0	000	0	0	000	0	1	1	2.0	0	1	2	0	2	2	3.5	
at S. Carolina	1/1	15	1	4	250	0	0	000	0	0	000	1	1	2	2.0	3	2	2	0	0	2	3.4	
Ole Miss	1/5	3	0	1	000	0	0	000	0	0	000	0	1	1	1.9	2	1	0	0	0	0	3.2	
Missouri	1/8	14	2	5	400	0	0	000	2	2	1000	0	0	0	1.8	0	0	0	0	0	6	3.4	
Kentucky	1/12	13	1	2	500	0	0	000	0	0	000	2	0	2	1.8	3	0	3	0	4	2	3.3	
Arkansas	1/15	10	0	2	000	0	0	000	0	2	000	0	1	1	1.8	0	0	1	0	0	0	3.1	

Miscellaneous Stats	2016-17	Career	Miscellaneous Stats	2016-17	Career
Games Started	—	—	Led UA in Scoring	—	—
Double Figure Points	1	1	Led UA in Rebounding	—	—
Double Figure Rebounds	—	—	Led UA in Assists	1	1
Double-Doubles	—	—	Led UA in Steals	1	1
20-plus Points	—	—	Led UA in Blocks	—	—

CAREER STATS																									
Year	GP	GS	Min	Avg	FG	FGA	Pct	3FG	3FGA	Pct	FT	FTA	Pct	Off	Def	Tot	Avg	PF	FO	A	TO	Blk	Stl	Pts	Avg
2016-17	18	0	198	11.0	21	51	.412	0	0	.000	14	21	.667	10	22	32	1.8	15	0	16	20	0	14	56	3.1



15

5-8 • Junior

Guard

MEOSHONTI KNIGHT

Morgan City, La. (Central Catholic HS)

CAREER HIGHS

Points	29 vs. Ole Miss (1/5/17)
Rebounds	10 vs. North Florida (12/14/15)
FG Made	9 at Florida (1/21/16)
FG Att.	18 vs. LSU (3/2/16)
3PT FG Made	3 at Vanderbilt (1/25/16)
3PT FG Att.	5 - 3X, last at Missouri (1/8/17)
FT Made	12 vs. Alcorn State (12/1/16)
FT Att.	16 vs. Alcorn State (12/1/16)
Assists	5 - 2X, last vs. Grambling State (12/20/15)
Steals	6 - 2X, last vs. Florida (1/21/16)
Blocks	2 - 3X, last vs. Alcorn State (12/1/16)
Minutes	40 - 2X, last vs. Kansas (12/4/16)

SEC HIGHS

Points	29 vs. Ole Miss (1/5/17)
Rebounds	6 at South Carolina (1/1/17)
FG Made	9 at Florida (1/21/16)
FG Att.	18 vs. LSU (3/2/16)
3PT FG Made	3 at Vanderbilt (1/25/16)
3PT FG Att.	5 - 3X, last at Missouri (1/8/17)
FT Made	11 vs. Ole Miss (1/5/17)
FT Att.	14 vs. Ole Miss (1/5/17)
Assists	4 at Vanderbilt (1/25/16)
Steals	6 - 2X, last vs. Florida (1/21/16)
Blocks	2 vs. Tennessee (2/25/16)
Minutes	40 vs. LSU (3/2/16)

2016-17 SEASON HIGHS

Points	29 vs. Ole Miss (1/5)
Rebounds	8 vs. Georgia State (12/15)
FG Made	8 vs. Ole Miss (1/5)
FG Att.	14 - 2X, last vs. Ga. Southern (11/22)
3PT FG Made	2 - 2X, last vs. Arkansas (1/15)
3PT FG Att.	5 at Missouri (1/8)
FT Made	12 vs. Alcorn State (12/1)
FT Att.	16 vs. Alcorn State (12/1)
Assists	4 - 2X, last vs. Georgia Southern (11/22)
Steals	5 vs. New Orleans (11/11)
Blocks	2 vs. Alcorn State (12/1)
Minutes	40 vs. Kansas (12/4)

2016-17 NOTES

New Orleans (11/11): Scored a team-high 18 points while adding five steals, four assists, both of which were game highs, and four rebounds.

Mississippi Valley State (11/14): Added eight points, seven rebounds, two assists and a steal.

Lipscomb (11/17): Recorded 12 points, six rebounds, one assist, one block and a steal.

Georgia Southern (11/22): Scored all 14 points in the second half to propel the Tide to victory ... also contributed three rebounds, four assists and two steals playing in 36 of the 40 minutes.

Alabama A&M (11/27): Finished with 10 points, seven rebounds, three assists and four steals.

Alcorn State (12/1): Scored 18 points, 12 of which came from the free throw line, to go with four steals, three assists, two blocks and two rebounds ... her 12 free throws made and 16 attempts were both career highs.

Kansas (12/4): Tallied 17 points, four rebounds and one assist in the victory.

Georgetown (12/11): Contributed six points and seven rebounds.

Georgia State (12/15): Led the game in assists with four, one shy of her career high, and added nine points, eight rebounds and a pair of steals.

Georgia Tech (12/17): Finished with 13 points, seven rebounds, two assists, one block and a steal.

McNeese State (12/19): Scored a season-high 20 points to go along with three rebounds, two assists and a pair of steals.

UTEP (12/20): Had 10 points, six rebounds, three assists and a steal in the win.

Florida A&M (12/28): Collected 16 points, six rebounds, two assists and a pair of steals.

South Carolina (1/1): Finished with eight points, a team-high six rebounds, two assists, two steals and a block.

Ole Miss (1/5): Scored a career-high 29 points in addition to three rebounds, three steals and a pair of assist.

Missouri (1/8): Recorded eight points, two rebounds and one block.

Kentucky (1/12): Had nine points, four rebounds, one assist and a steal.

Arkansas (1/15): Collected 10 points, five rebounds, three assists and one steal.

INDIVIDUAL RANKINGS

Category	NCAA	SEC	Value
Free Throw Attempts	46	4	97
Free Throws Made	62	5	69
Steals Per Game	242	15	1.78

2016-17 GAME-BY-GAME STATS

OPPONENT	DATE	GS	MIN	FG	FGA	PCT	3FG	3FGA	PCT	FT	FTA	PCT	OFF	DEF	TOT	AVG	PF	A	TO	BLK	STL	PTS	AVG
New Orleans	11/11	*	34	6	14	.429	0	4	.000	6	8	.750	2	2	4	4.0	1	4	1	0	5	18	18.0
Miss. Valley St.	11/14	*	23	1	6	.167	0	1	.000	6	12	.500	2	5	7	5.5	1	2	5	0	1	8	13.0
Lipscomb	11/17	*	27	4	10	.400	1	3	.333	3	4	.750	1	5	6	5.7	0	1	0	1	1	12	12.7
Ga. Southern	11/22	*	36	6	14	.429	1	4	.250	1	1	1.000	1	2	3	5.0	0	4	1	0	2	14	13.0
Alabama A&M	11/27	*	19	4	7	.571	0	2	.000	2	4	.500	2	5	7	5.4	3	3	1	0	4	10	12.4
Alcorn State	12/1	*	29	3	7	.429	0	1	.000	12	16	.750	0	2	2	4.8	1	3	2	2	4	18	13.3
Kansas	12/4	*	40	6	13	.462	1	3	.333	4	5	.800	0	4	4	4.7	3	1	1	0	0	17	13.9
at Georgetown	12/11	*	25	2	10	.200	0	1	.000	2	2	1.000	3	4	7	5.0	3	0	0	0	0	6	12.9
Georgia State	12/15	*	31	3	9	.333	0	2	.000	3	4	.750	1	7	8	5.3	3	3	6	0	2	9	12.4
Georgia Tech	12/17	*	32	6	12	.500	1	3	.333	0	3	.000	2	5	7	5.3	3	2	4	1	1	13	13.2
vs. McNeese St.	12/19	*	31	7	12	.583	0	1	.000	6	7	.857	0	3	3	5.3	2	2	3	0	2	20	13.2
vs. UTEP	12/20	*	28	4	8	.500	1	2	.500	1	2	.500	4	2	6	5.3	2	3	2	0	1	10	12.9
Florida A&M	12/28	*	28	6	10	.600	1	1	1.000	3	3	1.000	1	5	6	5.4	0	2	2	0	2	16	13.2
at S. Carolina	1/1	*	34	3	11	.273	0	3	.000	2	2	1.000	2	4	6	5.4	4	2	3	1	2	8	12.8
Ole Miss	1/5	*	38	8	11	.727	2	3	.667	11	14	.786	0	3	3	5.3	0	2	4	0	3	29	13.9
at Missouri	1/8	*	34	4	12	.333	0	5	.000	0	0	.000	0	2	2	5.1	5	1	0	1	0	8	13.5
Kentucky	1/12	*	37	3	11	.273	0	2	.000	3	4	.750	1	3	4	5.0	3	1	3	0	1	9	13.2
Arkansas	1/15	*	32	2	8	.250	2	2	1.000	4	6	.667	1	4	5	5.0	1	3	4	0	1	10	13.1

Miscellaneous Stats	2016-17	Career	Miscellaneous Stats	2016-17	Career
Games Started	18	52	Led UA in Scoring	5	17
Double Figure Points	12	38	Led UA in Rebounding	3	4
Double Figure Rebounds	—	1	Led UA in Assists	4	14
Double-Doubles	—	1	Led UA in Steals	5	21
20-plus Points	2	4	Led UA in Blocks	1	10

CAREER STATS

Year	GP	GS	Min	Avg	FG	FGA	Pct	3FG	3FGA	Pct	FT	FTA	Pct	Off	Def	Tot	Avg	PF	FO	A	TO	Blk	Stl	Pts	Avg
2014-15	32	3	627	19.6	73	187	.390	10	34	.294	79	121	.653	22	59	81	2.5	40	0	38	64	5	43	235	7.3
2015-16	31	31	863	27.8	108	277	.390	16	70	.229	82	134	.612	20	93	113	3.6	63	2	61	87	10	50	314	10.1
2016-17	18	18	558	31.0	78	185	.422	10	43	.233	69	97	.711	23	67	90	5.0	35	1	38	42	6	32	235	13.1
TOTAL	81	52	2048	25.3	259	649	.399	36	147	.245	230	352	.653	65	219	284	3.5	138	3	137	193	21	125	784	9.7



20

6-0 • Junior

Forward

ASHLEY WILLIAMS

Covington, Ga. (Alcovy HS)

CAREER HIGHS

Points	29 vs. Alabama A&M (11/26/14)
Rebounds	15 vs. Mississippi State (2/20/14)
FG Made	13 vs. Alabama A&M (11/26/14)
FG Att.	19 vs. Alabama A&M (11/26/14)
3PT FG Made	
3PT FG Att.	
FT Made	10 vs. LSU (3/2/14)
FT Att.	16 vs. LSU (3/2/14)
Assists	3 at Georgetown (12/11/16)
Steals	5 vs. Mississippi State (2/22/15)
Blocks	3 vs. Mississippi State (2/20/14)
Minutes	42 at Auburn (2/27/14)

SEC HIGHS

Points	22 at Auburn (2/27/14)
Rebounds	15 vs. Mississippi State (2/20/14)
FG Made	8 - 4X, last vs. Mississippi State (2/22/15)
FG Att.	15 - 2X, last vs. LSU (3/2/14)
3PT FG Made	
3PT FG Att.	
FT Made	10 vs. LSU (3/2/14)
FT Att.	16 vs. LSU (3/2/14)
Assists	2 vs. Vanderbilt (1/25/15)
Steals	5 vs. Miss. State (2/22/15)
Blocks	5 vs. Miss. State (2/22/15)
Minutes	42 at Auburn (2/27/14)

2016-17 SEASON HIGHS

Points	19 vs. Ga. Southern (11/22)
Rebounds	14 vs. Ga. Southern (11/22)
FG Made	7 vs. Ga. Southern (11/22)
FG Att.	14 vs. Ga. Southern (11/22)
3PT FG Made	
3PT FG Att.	
FT Made	7 vs. Arkansas (1/15)
FT Att.	13 vs. Arkansas (1/15)
Assists	3 at Georgetown (12/11)
Steals	3 - 2X, last vs. UTEP (12/20)
Blocks	1 - 3X, last vs. Arkansas (1/15)
Minutes	33 vs. Ga. Southern (11/22)

2016-17 NOTES

New Orleans (11/11): Registered 10 points, six rebounds and a steal in the season-opening win. **Mississippi Valley State (11/14):** In limited minutes had six points, six rebounds, two assists and a block. **Lipscomb (11/17):** Chipped in five points and a game-high eight rebounds. **Georgia Southern (11/22):** Had her first double-double of the season with 19 points and 14 rebounds. **Alabama A&M (11/27):** Recorded seven points, two rebounds and a steal. **Alcorn State (12/1):** Contributed five points, three rebounds and three steals. **Kansas (12/4):** Added five points, eight rebounds, two assists and a steal in the victory. **Georgetown (12/11):** Scored 10 points, in addition to five rebounds, a career-high three assists and a steal. **Georgia State (12/15):** Had six points, one rebound and one steal in limited minutes after taking an elbow. **Georgia Tech (12/17):** Came off the bench and contributed six points, three rebounds, one assist and a block. **McNeese State (12/19):** Finished with six points, two rebounds, one assist and one steal. **UTEP (12/20):** Added two points, three rebounds, two assists and three steals. **Florida A&M (12/28):** Collected seven points, three rebounds, two steals and an assist. **South Carolina (1/1):** Finished with a team-high six rebounds, five points and an assist. **Ole Miss (1/5):** Chipped in seven points, six rebounds, one assist and one steal. **Missouri (1/8):** Pulled down nine rebounds and added five points and a steal. **Kentucky (1/12):** Had five points and six rebounds against the Wildcats. **Arkansas (1/15):** Tide's leading scorer with 13 points, in addition to six rebounds and one block.

2016-17 GAME-BY-GAME STATS

OPPONENT	DATE	GS	MIN	FG	FGA	PCT	3FG	3FGA	PCT	FT	FTA	PCT	OFF	DEF	TOT	AVG	PF	A	TO	BLK	STL	PTS	AVG
New Orleans	11/11	*	23	3	7	.429	0	0	.000	4	6	.667	2	4	6	6.0	3	0	1	0	1	10	10.0
Miss. Valley St.	11/14	*	15	2	6	.333	0	0	.000	2	2	1.000	2	4	6	6.0	2	2	0	1	0	6	8.0
Lipscomb	11/17	*	18	0	3	.000	0	0	.000	5	6	.833	3	5	8	6.7	0	0	3	0	0	5	7.0
Ga. Southern	11/22	*	33	7	14	.500	0	0	.000	5	8	.625	5	9	14	8.5	1	0	3	0	0	19	10.0
Alabama A&M	11/27	*	17	3	4	.750	0	0	.000	1	3	.333	2	0	2	7.2	1	0	1	0	1	7	9.4
Alcorn State	12/1	*	17	1	4	.250	0	0	.000	3	4	.750	3	0	3	6.5	3	0	4	0	3	5	8.7
Kansas	12/4	*	25	2	7	.286	0	0	.000	1	4	.250	5	3	8	6.7	3	2	3	0	1	5	8.1
at Georgetown	12/11	*	32	4	12	.333	0	0	.000	2	2	1.000	3	2	5	6.5	1	3	0	0	1	10	8.4
Georgia State	12/15	*	9	3	5	.600	0	0	.000	0	0	.000	0	1	1	5.9	1	1	1	0	1	6	8.1
Georgia Tech	12/17	*	18	2	6	.333	0	0	.000	2	2	1.000	3	0	3	5.7	0	1	2	1	0	6	7.7
vs. McNeese St.	12/19	*	20	1	6	.167	0	0	.000	4	6	.667	2	0	2	5.3	3	1	1	0	1	6	7.7
vs. UTEP	12/20	*	18	0	2	.000	0	0	.000	2	2	1.000	2	1	3	5.1	2	2	0	0	3	2	7.3
Florida A&M	12/28	*	22	3	5	.600	0	0	.000	1	2	.500	1	2	3	4.9	3	1	1	0	2	7	7.2
at S. Carolina	1/1	*	30	2	5	.400	0	0	.000	1	2	.500	1	5	6	5.0	2	1	1	0	0	5	7.1
Ole Miss	1/5	*	26	2	4	.500	0	0	.000	3	5	.600	1	5	6	5.1	3	1	4	0	1	7	7.1
at Missouri	1/8	*	24	1	5	.200	0	0	.000	3	4	.750	3	6	9	5.3	0	0	2	0	1	5	6.9
Kentucky	1/12	*	24	1	7	.143	0	0	.000	3	4	.750	3	3	6	5.4	4	0	2	0	0	5	6.8
Arkansas	1/15	*	25	3	5	.600	0	0	.000	7	13	.538	4	2	6	5.4	1	0	1	1	0	13	7.2

Miscellaneous Stats	2016-17	Career	Miscellaneous Stats	2016-17	Career
Games Started	17	71	Led UA in Scoring	2	13
Double Figure Points	4	46	Led UA in Rebounding	4	16
Double Figure Rebounds	1	12	Led UA in Assists	—	—
Double-Doubles	1	10	Led UA in Steals	—	3
20-plus Points	—	11	Led UA in Blocks	—	8

CAREER STATS

Year	GP	GS	Min	Avg	FG	FGA	Pct	3FG	3FGA	Pct	FT	FTA	Pct	Off	Def	Tot	Avg	PF	FO	A	TO	Blk	Stl	Pts	Avg
2013-14	30	23	828	27.6	133	268	.496	0	0	.000	107	182	.588	88	110	198	6.6	65	0	13	73	6	16	373	12.4
2014-15	31	31	931	30.0	162	296	.547	0	0	.000	101	199	.508	71	118	189	6.1	70	1	15	110	7	36	425	13.7
2016-17	18	17	396	22.0	40	107	.374	0	0	.000	49	75	.653	45	52	97	5.4	33	0	14	30	3	16	129	7.2
TOTAL	79	71	2155	27.3	335	671	.499	0	0	.000	257	456	.564	204	280	484	6.1	168	1	42	213	16	68	927	11.7



21

5-9 • Sophomore

Guard

TAYLOR BERRY

New Orleans, La. (Mount Carmel)

CAREER HIGHS

Points	3 vs. Lipscomb (11/17/16)
Rebounds	2 vs. Alabama A&M (11/27/16)
FG Made	1 - 2X, last vs. Lipscomb (11/17/16)
FG Att.	4 vs. Alabama A&M (11/13/15)
3PT FG Made	
3PT FG Att.	3 vs. Alabama A&M (11/13/15)
FT Made	1 vs. Lipscomb (11/17/16)
FT Att.	1 vs. Lipscomb (11/17/16)
Assists	1 - 2X, last vs. Alabama A&M (11/27/16)
Steals	1 - 3X, last vs. Lipscomb (11/17/16)
Blocks	
Minutes	11 vs. Alabama A&M (11/27/16)

SEC HIGHS

Points	
Rebounds	
FG Made	
FG Att.	
3PT FG Made	
3PT FG Att.	
FT Made	
FT Att.	
Assists	
Steals	
Blocks	
Minutes	1 vs. LSU (1/3/16)

2016-17 SEASON HIGHS

Points	3 vs. Lipscomb (11/17)
Rebounds	2 vs. Alabama A&M (11/27)
FG Made	1 vs. Lipscomb (11/17)
FG Att.	2 - 3X, last vs. UTEP (12/20)
3PT FG Made	
3PT FG Att.	2 - 2X, last vs. UTEP (12/20)
FT Made	1 vs. Lipscomb (11/17)
FT Att.	1 vs. Lipscomb (11/17)
Assists	1 vs. Alabama A&M (11/27)
Steals	1 vs. Lipscomb (11/17)
Blocks	
Minutes	11 vs. Alabama A&M (11/27)

2016-17 NOTES

New Orleans (11/11): Played one minute but did not record any stats. **Mississippi Valley State (11/14):** Played four minutes but did not record any stats. **Lipscomb (11/17):** Scored a career-high three points and also collected a steal. **Alabama A&M (11/27):** Collected the first two rebounds of her Alabama career and added an assist.

2016-17 GAME-BY-GAME STATS

OPPONENT	DATE	GS	MIN	FG	FBA	PCT	3FG	FBA	PCT	FT	FTA	PCT	OFF	DEF	TOT	AVG	PF	A	TO	BLK	STL	PTS	AVG
New Orleans	11/11		1	0	0	.000	0	0	.000	0	0	.000	0	0	0	0.0	0	0	0	0	0	0	0.0
Miss. Valley St.	11/14		4	0	0	.000	0	0	.000	0	0	.000	0	0	0	0.0	0	0	1	0	0	0	0.0
Lipscomb	11/17		5	1	2	.500	0	1	.000	1	1	1.000	0	0	0	0.0	1	0	1	0	1	3	1.0
Ga. Southern	11/22	DNP																					
Alabama A&M	11/27		11	0	2	.000	0	2	.000	0	0	.000	0	2	2	0.5	2	1	2	0	0	0	0.8
Alcorn State	12/1		2	0	0	.000	0	0	.000	0	0	.000	0	0	0	0.4	0	0	0	0	0	0	0.6
Kansas	12/4	DNP																					
at Georgetown	12/11	DNP																					
Georgia State	12/15	DNP																					
Georgia Tech	12/17	DNP																					
vs. McNeese St.	12/19	DNP																					
vs. UTEP	12/20		3	0	2	.000	0	2	.000	0	0	.000	0	0	0	0.3	0	0	0	0	0	0	0.5
Florida A&M	12/28		2	0	0	.000	0	0	.000	0	0	.000	0	0	0	0.3	1	0	1	0	0	0	0.4
at S. Carolina	1/1	DNP																					
Ole Miss	1/5	DNP																					
at Missouri	1/8	DNP																					
Kentucky	1/12	DNP																					
Arkansas	1/15	DNP																					

Miscellaneous Stats	2016-17	Career	Miscellaneous Stats	2016-17	Career
Games Started	—	—	Led UA in Scoring	—	—
Double Figure Points	—	—	Led UA in Rebounding	—	—
Double Figure Rebounds	—	—	Led UA in Assists	—	—
Double-Doubles	—	—	Led UA in Steals	—	—
20-plus Points	—	—	Led UA in Blocks	—	—

CAREER STATS																									
Year	GP	GS	Min	Avg	FG	FGA	Pct	3FG	3FGA	Pct	FT	FTA	Pct	Off	Def	Tot	Avg	PF	FO	A	TO	Blk	Stl	Pts	Avg
2015-16	8	0	24	3.0	1	6	.167	0	4	.000	0	0	.000	0	0	0	0.0	2	0	1	2	0	2	2	0.3
2016-17	7	0	28	4.0	1	6	.167	0	5	.000	1	1	1.000	0	2	2	0.3	4	0	1	5	0	1	3	0.4
TOTAL	15	0	52	3.5	2	12	.167	0	9	.000	1	1	1.000	0	2	2	0.1	6	0	2	7	0	3	5	0.3



23

6-0 • Sophomore

Guard

SHAQUERA WADE

Huntsville, Ala. (Huntsville HS)

CAREER HIGHS

Points	24 vs. Kentucky (1/12/17)
Rebounds	11 - 3X, last vs. Georgia Tech (12/17/16)
FG Made	11 vs. Kentucky (1/12/17)
FG Att.	15 vs. New Orleans (11/11/16)
3PT FG Made	3 vs. Georgia Tech (12/17/16)
3PT FG Att.	6 vs. Georgia Tech (12/16/17)
FT Made	8 vs. Ole Miss (1/5/17)
FT Att.	9 vs. Ole Miss (1/5/17)
Assists	5 vs. Alcorn State (12/6/15)
Steals	7 vs. Alabama A&M (11/27/16)
Blocks	2 - 4X, last vs. Florida A&M (12/28/16)
Minutes	38 vs. Georgia Tech (12/17/16)

SEC HIGHS

Points	24 vs. Kentucky (1/12/17)
Rebounds	9 vs. Auburn (2/7/16)
FG Made	11 vs. Kentucky (1/12/17)
FG Att.	13 vs. Auburn (2/7/16)
3PT FG Made	2 - 3X, last vs. Kentucky (1/12/17)
3PT FG Att.	5 - 3X, last vs. Arkansas (1/15/17)
FT Made	8 vs. Ole Miss (1/5/17)
FT Att.	9 vs. Ole Miss (1/5/17)
Assists	3 - 2X, last vs. Arkansas (1/15/17)
Steals	3 - 3X, last vs. LSU (3/2/16)
Blocks	1 - 6X, last vs. South Carolina (2/22/16)
Minutes	37 at Missouri (2/11/16)

2016-17 SEASON HIGHS

Points	24 vs. Kentucky (1/12)
Rebounds	11 - 3X, last vs. Georgia Tech (12/17)
FG Made	11 vs. Kentucky (1/12)
FG Att.	15 vs. New Orleans (11/11)
3PT FG Made	3 vs. Georgia Tech (12/17)
3PT FG Att.	6 vs. Georgia Tech (12/17)
FT Made	8 vs. Ole Miss (1/5)
FT Att.	9 vs. Ole Miss (1/5)
Assists	4 vs. Ga. Southern (11/22)
Steals	7 vs. Alabama A&M (11/27)
Blocks	2 - 3X, last vs. Florida A&M (12/28)
Minutes	38 vs. Georgia Tech (12/17)

2016-17 NOTES

New Orleans (11/11): Had 16 points to go along with three rebounds, two steals and an assist in the season-opening win. **Mississippi Valley State (11/14):** Recorded her first career double-double with 15 points and 11 rebounds to go along with three assists, two blocks and two steals ... 11 rebounds were also a career best. **Lipscomb (11/17):** Added 10 points, four rebounds, one assist and a game-high three steals. **Georgia Southern (11/22):** Made some key hustle plays for Alabama that did not show up in the stats, but still ended up with five points, a career-high tying 11 rebounds, four assists, one block and one steal. **Alabama A&M (11/27):** Finished with 22 points and a career-high seven steals in addition to three rebounds and two assists in only 20 minutes. **Alcorn State (12/1):** Contributed nine points, 10 rebounds, three steals and an assist. **Kansas (12/4):** Had seven points, eight rebounds and a pair of assists. **Georgetown (12/11):** Added 10 points, four rebounds and a pair of assists. **Georgia State (12/15):** Tallied 11 points, eight rebounds, four steals and an assist. **Georgia Tech (12/17):** Earned her second double-double of the season, and her career, with 15 points and 11 rebounds in addition to two assists, two blocks and a pair of steals. **McNeese State (12/19):** Chipped in six points, nine rebounds and two assists. **UTEP (12/20):** Had 14 points, seven rebounds and four steals. **Florida A&M (12/28):** Collected her third double-double of the season with 16 points and 10 rebounds, both of which were game highs ... also added two assists, two blocks and two steals. **South Carolina (1/1):** Finished with five points, one rebound and a steal. **Missouri (1/8):** Had eight points, three rebounds and a pair of assists. **Kentucky (1/12):** Scored a career-high 24 points, hitting 11 of her 13 attempts and going 2-for-2 from the free throw line ... also added six rebounds, two assists and a steal. **Arkansas (1/15):** Collected 11 points, two rebounds and three assists.

INDIVIDUAL RANKINGS

Category	NCAA	SEC	Value
Steals	145	10	34
Steals Per Game	201	10	1.89

2016-17 GAME-BY-GAME STATS

OPPONENT	DATE	GS	MIN	FG	FGA	PCT	3FG	3FGA	PCT	FT	FTA	PCT	OFF	DEF	TOT	AVG	PF	A	TO	BLK	STL	PTS	AVG
New Orleans	11/11	*	34	6	15	.400	0	2	.000	4	4	1.000	1	2	3	3.0	1	1	1	0	2	16	16.0
Miss. Valley St.	11/14	*	31	6	9	.667	1	1	1.000	2	2	1.000	0	11	11	7.0	2	3	0	2	2	15	15.5
Lipscomb	11/17	*	27	4	6	.667	0	1	.000	2	4	.500	0	4	4	6.0	1	1	1	0	3	10	13.7
Ga. Southern	11/22	*	31	2	5	.400	0	1	.000	1	3	.333	4	7	11	7.3	3	4	2	1	1	5	11.5
Alabama A&M	11/27	*	20	8	13	.615	1	1	1.000	5	6	.833	2	1	3	6.4	0	2	1	0	7	22	13.6
Alcorn State	12/1	*	29	3	6	.500	1	1	1.000	2	2	1.000	3	7	10	7.0	2	1	2	0	3	9	12.8
Kansas	12/4	*	30	3	9	.333	1	2	.500	0	0	.000	1	7	8	7.1	4	2	1	0	0	7	12.0
at Georgetown	12/11	*	24	3	7	.429	1	3	.333	3	8	.375	0	4	4	6.8	4	0	4	0	2	10	11.8
Georgia State	12/15	*	30	4	9	.444	1	3	.333	2	3	.667	2	6	8	6.9	3	1	1	0	4	11	11.7
Georgia Tech	12/17	*	38	4	12	.333	3	6	.500	4	6	.667	5	6	11	7.7	3	2	3	2	2	15	12.2
vs. McNeese St.	12/19	*	25	3	8	.375	0	2	.000	0	0	.000	3	6	9	7.5	4	2	1	0	0	6	11.5
vs. UTEP	12/20	*	32	6	12	.500	2	4	.500	0	2	.000	4	3	7	7.4	1	0	3	0	4	14	11.7
Florida A&M	12/28	*	27	5	8	.625	1	2	.500	5	6	.833	2	8	10	7.6	1	2	3	2	2	16	12.0
at S. Carolina	1/1	*	20	2	9	.222	1	4	.250	0	0	.000	0	1	1	7.1	4	0	0	0	1	5	11.5
Ole Miss	1/5	*	33	2	10	.200	0	1	.000	8	9	.889	1	6	7	7.1	2	1	2	0	0	12	11.5
at Missouri	1/8	*	24	4	10	.400	0	5	.000	0	0	.000	2	1	3	6.9	3	2	1	0	0	8	11.3
Kentucky	1/12	*	35	11	13	.846	2	2	1.000	0	0	.000	1	5	6	6.8	2	2	0	0	1	24	12.1
Arkansas	1/15	*	29	5	10	.500	1	5	.200	0	0	.000	1	1	2	6.6	4	3	1	0	0	11	12.0

Miscellaneous Stats	2016-17	Career
Games Started	18	27
Double Figure Points	12	16
Double Figure Rebounds	5	5
Double-Doubles	3	3
20-plus Points	2	2

Miscellaneous Stats	2016-17	Career
Led UA in Scoring	3	4
Led UA in Rebounding	8	9
Led UA in Assists	3	6
Led UA in Steals	6	12
Led UA in Blocks	1	3

CAREER STATS

Year	GP	GS	Min	Avg	FG	FGA	Pct	3FG	3FGA	Pct	FT	FTA	Pct	Off	Def	Tot	Avg	PF	FO	A	TO	Blk	Stl	Pts	Avg
2015-16	30	9	688	22.9	72	195	.369	11	43	.256	26	44	.591	46	70	116	3.9	63	0	31	48	11	38	181	6.0
2016-17	18	18	519	28.8	81	171	.474	16	46	.348	38	55	.691	32	86	118	6.6	44	0	29	27	7	34	216	12.0
TOTAL	48	27	1207	25.1	153	366	.418	27	89	.303	64	99	.646	78	156	234	4.9	107	0	60	75	18	72	397	8.3



CAREER HIGHS	
Points	19 vs. Alabama A&M (11/27/16)
Rebounds	13 vs. Alabama A&M (11/27/16)
FG Made	9 vs. Alabama A&M (11/27/16)
FG Att.	14 vs. McNeese State (12/19/16)
3PT FG Made	
3PT FG Att.	
FT Made	4 - 2X, last at Missouri (1/8/17)
FT Att.	6 vs. Kansas (12/4/16)
Assists	1 - 3X, last vs. Georgia State (12/15/16)
Steals	2 vs. Miss. Valley State (11/14/16)
Blocks	6 vs. McNeese State (12/19/16)
Minutes	25 - 2X, last vs. Alabama A&M (11/27/16)

Points	6 vs. Ole Miss (1/5/17)
Rebounds	5 vs. Ole Miss (1/5/17)
FG Made	3 vs. Ole Miss (1/5/17)
FG Att.	5 - 2X, last vs. Arkansas (1/15/17)
3PT FG Made	
3PT FG Att.	
FT Made	4 at Missouri (1/8/17)
FT Att.	4 at Missouri (1/8/17)
Assists	1 vs. Ole Miss (1/5/17)
Steals	1 at South Carolina (1/1/17)
Blocks	5 vs. Ole Miss (1/5/17)
Minutes	22 at South Carolina (1/1/17)

Points	19 vs. Alabama A&M (11/27)
Rebounds	13 vs. Alabama A&M (11/27)
FG Made	9 vs. Alabama A&M (11/27)
FG Att.	14 vs. McNeese State (12/19)
3PT FG Made	
3PT FG Att.	
FT Made	4 - 2X, last at Missouri (1/8)
FT Att.	6 vs. Kansas (12/4)
Assists	1 - 3X, last vs. Georgia State (12/15)
Steals	2 vs. Miss. Valley State (11/14)
Blocks	6 vs. McNeese State (12/19)
Minutes	25 - 2X, last vs. Alabama A&M (11/27)

- SEC Freshman of the Week (Dec. 20)

New Orleans (11/11): Provided a big spark off the bench in the post contributing 12 points, seven rebounds and a block in 25 minutes. **Mississippi**

2016-17 GAME-BY-GAME STATS

OPPONENT	DATE	GS	MIN	FG	FBA	PCT	3FG	FBA	PCT	FT	FTA	PCT	OFF	DEF	TOT	AVG	PF	A	TO	BLK	STL	PTS	AVG
New Orleans	11/11		25	5	6	.833	0	0	.000	2	4	.500	3	4	7	7.0	3	0	3	1	0	12	12.0
Miss. Valley St.	11/14		17	4	6	.667	0	0	.000	4	4	1.000	2	4	6	6.5	5	0	0	4	2	12	12
Lipscomb	11/17		18	4	7	.571	0	0	.000	0	1	.000	3	3	6	6.3	1	0	2	3	0	8	10.7
Ga. Southern	11/22		5	0	1	.000	0	0	.000	0	0	.000	1	0	1	5.0	0	0	2	0	0	0	8.0
Alabama A&M	11/27		25	9	13	.692	0	0	.000	1	4	.250	9	4	13	6.6	2	1	3	2	0	19	10.2
Alcorn State	12/1		17	2	5	.400	0	0	.000	0	0	.000	2	4	6	6.5	0	1	1	4	1	4	9.2
Kansas	12/4		14	2	3	.667	0	0	.000	3	6	.500	1	5	6	6.4	2	0	1	0	0	7	8.9
at Georgetown	12/11		19	4	5	.800	0	0	.000	1	3	.333	4	3	7	6.5	1	0	4	1	1	9	8.9
Georgia State	12/15		20	3	5	.600	0	0	.000	2	5	.400	2	4	6	6.4	0	1	1	2	0	8	8.8
Georgia Tech	12/17	*	21	2	5	.400	0	0	.000	1	2	.500	3	5	8	6.6	3	0	1	2	1	5	8.3
vs. McNeese St.	12/19		23	8	14	.571	0	0	.000	0	0	.000	5	7	12	7.1	2	0	1	6	0	16	9.1
vs. UTEP	12/20		21	3	10	.300	0	0	.000	0	1	.000	3	2	5	6.9	3	0	0	4	1	6	8.8
Florida A&M	12/28		23	5	7	.714	0	0	.000	2	3	.667	0	7	7	6.9	3	0	1	5	0	12	9.1
at S. Carolina	1/1		22	0	5	.000	0	0	.000	1	2	.500	1	2	3	6.6	3	0	0	2	1	1	8.5
Ole Miss	1/5		14	3	4	.750	0	0	.000	0	0	.000	1	4	5	6.5	0	1	0	5	0	6	8.3
at Missouri	1/8		7	0	2	.000	0	0	.000	4	4	1.000	2	1	3	6.3	0	0	0	0	0	4	8.1
Kentucky	1/12		7	1	4	.250	0	0	.000	0	0	.000	2	0	2	6.1	2	0	1	1	0	2	7.7
Arkansas	1/15		11	2	5	.400	0	0	.000	0	0	.000	1	1	2	5.8	2	0	0	4	0	4	7.7

Miscellaneous Stats	2016-17	Career	Miscellaneous Stats	2016-17	Career
Games Started	1	1	Led UA in Scoring	—	—
Double Figure Points	5	5	Led UA in Rebounding	4	4
Double Figure Rebounds	2	2	Led UA in Assists	—	—
Double-Doubles	2	2	Led UA in Steals	1	1
20-plus Points	—	—	Led UA in Blocks	14	14

Category	NCAA	SEC	Value
Block Shots	13	1	46
Blocked Shots Per Game	19	1	2.56

CAREER STATS																									
Year	GP	GS	Min	Avg	FG	FGA	Pct	3FG	3FGA	Pct	FT	FTA	Pct	Off	Def	Tot	Avg	PF	FO	A	TO	Blk	Stl	Pts	Avg
2016-17	18	1	309	17.2	57	107	.533	0	0	.000	21	39	.538	45	60	105	5.8	32	1	4	21	46	7	135	7.5



2016-17 Alabama Women's Basketball
Alabama Combined Team Statistics (as of Jan 15, 2017)
All games



RECORD:	OVERALL	HOME	AWAY	NEUTRAL
ALL GAMES	14-4	11-2	1-2	2-0
CONFERENCE	2-3	1-2	1-1	0-0
NON-CONFERENCE	12-1	10-0	0-1	2-0

#	Player	gp-gs	min	avg	Total		3-Point		F-Throw		Rebounds				pf	dq	a	to	blk	stl	pts	avg
					fg-fga	fg%	3fg-fga	3fg%	ft-fa	ft%	off	def	tot	avg								
15	Knight, Meoshonti	18-18	558	31.0	78-185	.422	10-43	.233	69-97	.711	23	67	90	5.0	35	1	38	42	6	32	235	13.1
23	Wade, Shaquera	18-18	519	28.8	81-171	.474	16-46	.348	38-55	.691	32	86	118	6.6	44	0	29	27	7	34	216	12.0
11	Cook, Hannah	18-18	542	30.1	64-174	.368	44-121	.364	30-32	.938	19	76	95	5.3	34	0	34	45	2	23	202	11.2
03	Lewis, Jordan	18-18	549	30.5	52-149	.349	16-58	.276	46-76	.605	21	54	75	4.2	31	2	78	54	0	31	166	9.2
01	Bolton, Quanetria	17-0	258	15.2	59-124	.476	5-11	.455	22-39	.564	25	38	63	3.7	30	1	9	16	15	7	145	8.5
25	Knight, Ashley	18-1	309	17.2	57-107	.533	0-0	.000	21-39	.538	45	60	105	5.8	32	1	4	21	46	7	135	7.5
20	Williams, Ashley	18-17	396	22.0	40-107	.374	0-0	.000	49-75	.653	45	52	97	5.4	33	0	14	30	3	16	129	7.2
13	Knight, Coco	18-0	198	11.0	21-51	.412	0-0	.000	14-21	.667	10	22	32	1.8	15	0	16	20	0	14	56	3.1
05	da Silva, Alana	18-0	198	11.0	12-34	.353	3-16	.188	3-13	.231	2	21	23	1.3	4	0	27	20	1	7	30	1.7
00	Stennis, LaKyesha	13-0	70	5.4	5-20	.250	0-12	.000	0-0	.000	2	8	10	0.8	4	0	1	2	0	0	10	0.8
21	Berry, Taylor	7-0	28	4.0	1-6	.167	0-5	.000	1-1	1.000	0	2	2	0.3	4	0	1	5	0	1	3	0.4
Team											43	47	90					3				
Total.....		18	3625		470-1128	.417	94-312	.301	293-448	.654	267	533	800	44.4	266	5	251	285	80	172	1327	73.7
Opponents.....		18	3625		403-1080	.373	88-326	.270	158-254	.622	195	466	661	36.7	431	-	177	347	55	137	1052	58.4

TEAM STATISTICS	UA	OPP
SCORING	1327	1052
Points per game	73.7	58.4
Scoring margin	+15.3	-
FIELD GOALS-ATT	470-1128	403-1080
Field goal pct	.417	.373
3 POINT FG-ATT	94-312	88-326
3-point FG pct	.301	.270
3-pt FG made per game	5.2	4.9
FREE THROWS-ATT	293-448	158-254
Free throw pct	.654	.622
F-Throws made per game	16.3	8.8
REBOUNDS	800	661
Rebounds per game	44.4	36.7
Rebounding margin	+7.7	-
ASSISTS	251	177
Assists per game	13.9	9.8
TURNOVERS	285	347
Turnovers per game	15.8	19.3
Turnover margin	+3.4	-
Assist/turnover ratio	0.9	0.5
STEALS	172	137
Steals per game	9.6	7.6
BLOCKS	80	55
Blocks per game	4.4	3.1
ATTENDANCE	31592	18175
Home games-Avg/Game	13-2430	3-5725
Neutral site-Avg/Game	-	2-500

Date	Opponent		Score	Att.
11/11/16	NEW ORLEANS	w	78-57	7042
11/14/16	MISS. VALLEY STATE	w	93-44	1016
11/17/16	LIPSCOMB	w	82-35	1082
11/22/16	GEORGIA SOUTHERN	w	66-48	933
11/27/16	ALABAMA A&M	w	97-29	2054
12/01/16	ALCORN STATE	w	93-43	1967
12/04/16	KANSAS	Wot	71-65	1176
12/11/16	at Georgetown	L	59-70	819
12/15/16	GEORGIA STATE	w	80-57	4203
12/17/16	GEORGIA TECH	w	67-65	2214
# 12/19/16	vs McNeese State	w	84-63	498
# 12/20/16	vs University of Texas-El Paso	w	78-60	502
12/28/16	FLORIDA A&M	w	81-46	2213
* 01/01/17	at #6/6 South Carolina	L	45-93	12069
* 01/05/17	OLE MISS	w	90-80	2588
* 01/08/17	at Mizzou	w	59-58	4287
* 01/12/17	KENTUCKY	L	54-71	2437
* 01/15/17	ARKANSAS	L	50-68	2667

* = Conference game

= Patrick Harrington Classic (Niceville, Fla.)

Score by Periods	1st	2nd	3rd	4th	OT	Totals
Alabama	312	298	340	362	15	1327
Opponents	261	204	268	310	9	1052

2016-17 Alabama Women's Basketball
Alabama Combined Team Statistics (as of Jan 15, 2017)
Conference games

RECORD:	OVERALL	HOME	AWAY	NEUTRAL
ALL GAMES	2-3	1-2	1-1	0-0
CONFERENCE	2-3	1-2	1-1	0-0
NON-CONFERENCE	0-0	0-0	0-0	0-0

##	Player	gp-gs	min	avg	Total		3-Point		F-Throw		Rebounds				pf	dq	a	to	blk	stl	pts	avg
					fg-fga	fg%	3fg-fga	3fg%	ft-fa	ft%	off	def	tot	avg								
15	Knight, Meoshonti	5-5	175	35.0	20-53	.377	4-15	.267	20-26	.769	4	16	20	4.0	13	1	8	14	2	7	64	12.8
23	Wade, Shaquera	5-5	141	28.2	24-52	.462	4-17	.235	8-9	.889	5	14	19	3.8	15	0	8	4	0	2	60	12.0
01	Bolton, Quanetria	5-0	83	16.6	18-32	.563	4-8	.500	5-10	.500	4	13	17	3.4	13	1	3	8	2	2	45	9.0
11	Cook, Hannah	5-5	152	30.4	12-43	.279	7-25	.280	9-10	.900	6	22	28	5.6	13	0	6	16	1	6	40	8.0
20	Williams, Ashley	5-5	129	25.8	9-26	.346	0-0	.000	17-28	.607	12	21	33	6.6	10	0	2	10	1	2	35	7.0
03	Lewis, Jordan	5-5	160	32.0	7-35	.200	2-17	.118	11-19	.579	2	9	11	2.2	8	1	21	17	0	8	27	5.4
25	Knight, Ashley	5-0	61	12.2	6-20	.300	0-0	.000	5-6	.833	7	8	15	3.0	7	0	1	1	12	1	17	3.4
13	Knight, Coco	5-0	55	11.0	4-14	.286	0-0	.000	2-4	.500	3	3	6	1.2	8	0	3	6	0	4	10	2.0
00	Stennis, LaKyesha	1-0	6	6.0	0-1	.000	0-1	.000	0-0	.000	0	0	0	0.0	1	0	1	0	0	0	0	0.0
05	da Silva, Alana	5-0	38	7.6	0-8	.000	0-4	.000	0-0	.000	1	4	5	1.0	1	0	2	6	1	2	0	0.0
Team											16	7	23					1				
Total.....		5	1000		100-284	.352	21-87	.241	77-112	.688	60	117	177	35.4	89	3	55	83	19	34	298	59.6
Opponents.....		5	1000		137-295	.464	27-85	.318	69-93	.742	52	136	188	37.6	116	-	66	76	23	43	370	74.0

TEAM STATISTICS	UA	OPP
SCORING	298	370
Points per game	59.6	74.0
Scoring margin	-14.4	-
FIELD GOALS-ATT	100-284	137-295
Field goal pct	.352	.464
3 POINT FG-ATT	21-87	27-85
3-point FG pct	.241	.318
3-pt FG made per game	4.2	5.4
FREE THROWS-ATT	77-112	69-93
Free throw pct	.688	.742
F-Throws made per game	15.4	13.8
REBOUNDS	177	188
Rebounds per game	35.4	37.6
Rebounding margin	-2.2	-
ASSISTS	55	66
Assists per game	11.0	13.2
TURNOVERS	83	76
Turnovers per game	16.6	15.2
Turnover margin	-1.4	-
Assist/turnover ratio	0.7	0.9
STEALS	34	43
Steals per game	6.8	8.6
BLOCKS	19	23
Blocks per game	3.8	4.6
ATTENDANCE	7692	16356
Home games-Avg/Game	3-2564	2-8178
Neutral site-Avg/Game	-	0-0

Date	Opponent		Score	Att.
* 01/01/17	at #6/6 South Carolina	L	45-93	12069
* 01/05/17	OLE MISS	W	90-80	2588
* 01/08/17	at Mizzou	W	59-58	4287
* 01/12/17	KENTUCKY	L	54-71	2437
* 01/15/17	ARKANSAS	L	50-68	2667

* = Conference game

= Patrick Harrington Classic (Niceville, Fla.)

Score by Periods	1st	2nd	3rd	4th	Totals
Alabama	65	59	86	88	298
Opponents	98	64	93	115	370

2016-17 Alabama Women's Basketball
Alabama Combined Team Statistics (as of Jan 15, 2017)
Last Five

RECORD:	OVERALL	HOME	AWAY	NEUTRAL
ALL GAMES	2-3	1-2	1-1	0-0
CONFERENCE	2-3	1-2	1-1	0-0
NON-CONFERENCE	0-0	0-0	0-0	0-0

##	Player	gp-gs	min	avg	Total		3-Point		F-Throw		Rebounds				pf	dq	a	to	blk	stl	pts	avg
					fg-fga	fg%	3fg-fga	3fg%	ft-fa	ft%	off	def	tot	avg								
15	Knight, Meoshonti	5-5	175	35.0	20-53	.377	4-15	.267	20-26	.769	4	16	20	4.0	13	1	8	14	2	7	64	12.8
23	Wade, Shaquera	5-5	141	28.2	24-52	.462	4-17	.235	8-9	.889	5	14	19	3.8	15	0	8	4	0	2	60	12.0
01	Bolton, Quanetria	5-0	83	16.6	18-32	.563	4-8	.500	5-10	.500	4	13	17	3.4	13	1	3	8	2	2	45	9.0
11	Cook, Hannah	5-5	152	30.4	12-43	.279	7-25	.280	9-10	.900	6	22	28	5.6	13	0	6	16	1	6	40	8.0
20	Williams, Ashley	5-5	129	25.8	9-26	.346	0-0	.000	17-28	.607	12	21	33	6.6	10	0	2	10	1	2	35	7.0
03	Lewis, Jordan	5-5	160	32.0	7-35	.200	2-17	.118	11-19	.579	2	9	11	2.2	8	1	21	17	0	8	27	5.4
25	Knight, Ashley	5-0	61	12.2	6-20	.300	0-0	.000	5-6	.833	7	8	15	3.0	7	0	1	1	12	1	17	3.4
13	Knight, Coco	5-0	55	11.0	4-14	.286	0-0	.000	2-4	.500	3	3	6	1.2	8	0	3	6	0	4	10	2.0
00	Stennis, LaKyesha	1-0	6	6.0	0-1	.000	0-1	.000	0-0	.000	0	0	0	0.0	1	0	1	0	0	0	0	0.0
05	da Silva, Alana	5-0	38	7.6	0-8	.000	0-4	.000	0-0	.000	1	4	5	1.0	1	0	2	6	1	2	0	0.0
Team											16	7	23					1				
Total.....		5	1000		100-284	.352	21-87	.241	77-112	.688	60	117	177	35.4	89	3	55	83	19	34	298	59.6
Opponents.....		5	1000		137-295	.464	27-85	.318	69-93	.742	52	136	188	37.6	116	-	66	76	23	43	370	74.0

TEAM STATISTICS	UA	OPP
SCORING	298	370
Points per game	59.6	74.0
Scoring margin	-14.4	-
FIELD GOALS-ATT	100-284	137-295
Field goal pct	.352	.464
3 POINT FG-ATT	21-87	27-85
3-point FG pct	.241	.318
3-pt FG made per game	4.2	5.4
FREE THROWS-ATT	77-112	69-93
Free throw pct	.688	.742
F-Throws made per game	15.4	13.8
REBOUNDS	177	188
Rebounds per game	35.4	37.6
Rebounding margin	-2.2	-
ASSISTS	55	66
Assists per game	11.0	13.2
TURNOVERS	83	76
Turnovers per game	16.6	15.2
Turnover margin	-1.4	-
Assist/turnover ratio	0.7	0.9
STEALS	34	43
Steals per game	6.8	8.6
BLOCKS	19	23
Blocks per game	3.8	4.6
ATTENDANCE	7692	16356
Home games-Avg/Game	3-2564	2-8178
Neutral site-Avg/Game	-	0-0

Date	Opponent		Score	Att.
* 01/01/17	at #6/6 South Carolina	L	45-93	12069
* 01/05/17	OLE MISS	W	90-80	2588
* 01/08/17	at Mizzou	W	59-58	4287
* 01/12/17	KENTUCKY	L	54-71	2437
* 01/15/17	ARKANSAS	L	50-68	2667

* = Conference game

= Patrick Harrington Classic (Niceville, Fla.)

Score by Periods	1st	2nd	3rd	4th	Totals
Alabama	65	59	86	88	298
Opponents	98	64	93	115	370