

STATE IOWA STATE CYCLONES STATE

2016-17 WOMEN'S HOOPS NOTES



IOWA STATE (5-0, 0-0 BIG 12)

VS. NO. 6 MISSISSIPPI STATE (7-0, 0-0 SEC)

SAT., DEC. 3 | 1:30 P.M. CST

AMES, IOWA | HILTON COLISEUM (14,384)



Radio: Cyclone Radio Network/Learfield

Talent: Rich Fellingham; Molly Parrott

TV: FSN

Talent: Ron Thulin; Brenda VanLengen

Live Stats: Available at cyclones.com

Twitter: @CycloneWBB

2016-17 SCHEDULE/RESULTS

5-0, 0-0 Big 12 (home: 5-0, away: 0-0 neutral: 0-0)

NOVEMBER

6	Briar Cliff Univ. (Exh.) (Ctv)	W, 85-46
11	UC- Santa Barbara (Ctv)	W, 77-60
15	UNI (Ctv)	W, 76-68
20	Drake (Ctv)	W, 75-67
22	Savannah State (Ctv)	W, 74-51
27	Arkansas State (Ctv)	W, 105-53

DECEMBER

3	#6 Mississippi State (FSN)	1:30 PM
4	New Orleans (Ctv)	2:00 PM
7	%at Iowa	7:00 PM
11	Northern Illinois (Ctv)	2:00 PM
18	Delaware State (Ctv)	2:00 PM
21	Sacred Heart (Ctv)	7:00 PM
29	*at Oklahoma State	7:00 PM

JANUARY

1	*Texas (FSN)	Noon
4	*at Texas Tech (FS+)	6:00 PM
8	*Kansas (ESPN)	1:00 PM
11	*Oklahoma (Ctv)	7:00 PM
15	*at TCU (FSSW)	Noon
18	*at Baylor (FS+)	7:00 PM
21	*Kansas State (Ctv)	5:00 PM
25	*at Oklahoma	7:00 PM
28	*TCU (Ctv)	Noon

FEBRUARY

1	*Baylor (Ctv)	7:00 PM
4	*at West Virginia	11:00 AM
11	*at Kansas State (FSN)	1:00 PM
15	*Texas Tech (Ctv)	7:00 PM
18	*West Virginia (Ctv)	Noon
21	*at Kansas	7:00 PM
24	*at Texas (LHN)	7:30 PM
27	*Oklahoma State (Ctv)	7:00 PM

MARCH

3-6 #Big 12 Championship TBD

Home games in bold

*Big 12 Conference game

%Iowa Corn Cy-Hawk Series

#Phillips 66 Big 12 Championship, Oklahoma City, Okla.

IOWA STATE QUICK FACTS

Location	Ames, Iowa
Enrollment	36,660
Nickname/Mascot	Cyclones/Cy
Colors	Cardinal & Gold
Arena	Hilton Coliseum (14,384)
President	Dr. Steven Leath
Director of Athletics	Jamie Pollard
Website	cyclones.com
Facebook	Iowa State Women's Basketball
Twitter	@CycloneWBB
Instagram	@CycloneWBB

@CYCLONEWBB HEADLINES

- The Iowa State women's basketball team (5-0, 0-0 Big 12) is set for back-to-back games against No. 6 Mississippi State on Saturday, Dec. 3 and New Orleans on Sunday, Dec. 4. ISU's game against sixth-ranked Mississippi State is a part of the SEC-Big 12 Challenge and also marks the highest-ranked non-conference opponent to enter Hilton Coliseum since ISU took on No. 5 Iowa in 1989. It is also the highest ranked non-conference basketball game - men or women- to take place since 1990 when the ISU men's team took on No. 6 Indiana.
- ISU looks to defeat a top-10 team for the first time since downing No. 3 Baylor on Feb. 28, 2015 in Hilton Coliseum. In the same season, the Cyclones also handed then-No. 3 Texas its first loss of the season with a 59-57 win over the Longhorns.
- SEANNA JOHNSON** was named to the Preseason All-Big 12 team for the first time in her career and currently ranks 18th in school history in points (1,237), sixth in rebounds (845) and fifth in double-doubles (28). She needs just 12 points to pass Nicky Wieben for 17th in school history. Her 845 rebounds rank seventh in the nation among active career leaders.
- JADDA BUCKLEY** is just four assists away from tying Megan Taylor for 10th all time in school history in career assists. She currently has 333 in her career and is the top returning point guard in the Big 12. Her 333 career assists rank 36th nationally and third among juniors. Buckley's 6.4 assists per game, also rank second in the Big 12 and 23rd in the nation.
- Iowa State ranks sixth in the nation in turnovers per game, averaging just 11.0 per contest. The Cyclones also rank in the top-50 nationally in turnover margin (5.0).
- The Cyclones rank fourth in the nation in free throw percentage (82.7%). ISU led the nation in 2012-13 and 2013-14 at the charity stripe. Buckley is a perfect 21-of-21 from the line on the year and is just one of 12 in the nation who haven't missed a free throw. Her 87.3 career free-throw percentage also ranks second in the nation among active career leaders, just under Washington's Kelsey Plum's 88.0 percent. Johnson is shooting 84.7 percent (33-of-39) from the line and ranks 32nd nationally in free throw attempts.
- The 2016-17 season marks the 22nd in the tenure of Bill Fennelly. Fennelly has led Iowa State to 16 NCAA Tournament appearances, which is tied with Oklahoma as the most of any Big 12 team since 1997. Fennelly boasts a 452-223 record at Iowa State and a 618-276 record in his 28-year career as a head coach. His 618 career wins lists him in the top-20 in the NCAA among active coaches.

For more notes and information, follow us on twitter: @CycloneWBB, @ISUCoachFen

2016-17 IOWA STATE CYCLONES

Possible Starters

No-Name	Pos.	Ht.	Yr.	Hometown	Pts.	Reb.	Asst.
11-Jadda Buckley	G	5-8	RJr.	Mason City, Iowa	14.4	1.8	6.4
<i>Earned honorable mention All-Big 12 honors in 2015-16.</i>							
12-Seanna Johnson	G	5-10	Sr.	Brooklyn Park, Minn.	16.2	9.6	2.6
<i>Named First-Team All-Big 12 in 2015-16 and Preseason All-Big 12 this season.</i>							
21-Bridget Carleton	G	6-1	So.	Chatham, Ontario, Canada	12.8	4.2	1.2
<i>Named Honorable Mention All-Big 12 in 2015-16.</i>							
22-TeeTee Starks	G	5-9	RFr.	Brooklyn Park, Minn.	3.8	5.8	2.4#
<i>Earned a medical redshirt for 2015-16.</i>							
32-Meredith Burkhal	F	6-3	So.	Urbandale, Iowa	10.0	7.2	0.8*
<i>Named Big 12 Freshman of the Week once last season.</i>							

Off the Bench

2-Sofija Zivaljevic	G	5-9	Fr.	Podgorica, Montenegro	0.7	0.0	0.7
3-Emily Durr	G	6-0	Jr.	Utica, N.Y.	8.0	1.6	1.0*
4-Heather Bowe	F	6-0	RSr.	Eau Claire, Wis.	6.7	4.0	3.7#
10-Nia Washington	G	5-7	Fr.	Stafford, Va.	4.2	1.0	1.0
13-Adriana Camber	F	5-10	Fr.	Lund, Sweden	4.6	1.2	0.2
14-Aliyiah Konate	F/C	6-4	Fr.	Berlin, Germany	N/A	N/A	N/A
25-Lexi Albrecht	G	5-10	Sr.	Carroll, Iowa	1.7	0.3	0.7
30-Claire Ricketts	F	6-3	RSr.	Parker City, Texas	1.5	2.0	0.8
35-Jordan Jensen	F	6-2	Sr.	Gilbert, Ariz.	1.3	1.7	0.7

*-blocks; #-steals

HC: Bill Fennelly (William Penn College, 1979) **Record at ISU:** 452-223/22 **Overall:** 618-276/28
Assoc. HC: Jodi Steyer (Colorado State, 1989) **Assts.:** Latoja Schaben (Toledo, 1994), Billy Fennelly (Iowa State, 2007) **Dir. of BB Operations:** Josh Carper (Iowa State, 2007) **Strength & Conditioning - WBB:** Cassandra Baier (Slippery Rock, 2007); **Dir. of Player Development:** Adam Urness

Contact Nicole Leusink, Assistant Director for Communications

Iowa State University Athletics Jacobson Athletic Building Ames, IA 50011-1140 515-509-1920 ngreiner@iastate.edu

BILL FENNELLY

Head Coach • 22nd Season



Hometown: Davenport,

Iowa

College:

William Penn, '79

Wife: Deb

Children: Billy and Steven

Twitter: @ISUCoachFen

The dean of Big 12 women's basketball coaches, Bill Fennelly built Iowa State women's basketball into one of the nation's elite programs. He gained instant credibility with student-athletes, administrators and fans, establishing a solid foundation that was based on academics, athletics and character.

Fennelly is one of the nation's most respected coaches and his numbers bear witness to the success he has achieved in his career. He has accumulated over 600 career wins and averaged more than 21 wins per season over his 21 years at Iowa State. His teams have made 19 NCAA Championship appearances in his 25 seasons as a head coach and he ranks among the nation's top 25 active women's basketball college coaches in overall winning percentage.

Former ISU president Gregory Geoffroy and athletics director Jamie Pollard awarded Fennelly a lifetime contract following the 2006-07 campaign.

Fennelly invigorated the Iowa State women's basketball program from the first day he arrived on campus. He took a program that won just 237 games in its first 20 years and has guided it to 16 postseason appearances, a pair of NCAA Elite Eight berths, a pair of Big 12 Championship titles, a regular-season conference crown and 12 20-win seasons in his 19 years at the helm.

Three times the Cyclones have claimed a school-record 27 wins, including the 2009 Elite Eight squad. In just his second season on campus, Iowa State earned its first NCAA Championship berth and since that time the Cyclones have won 17 NCAA Championship games.

Iowa State shocked the women's basketball world when it knocked off top-seeded Connecticut to advance to the school's first NCAA Elite Eight in 1999. Ten years later, the 2009 Cyclones put their stamp on women's basketball history by overcoming a seven-point deficit with 1:30 left to defeat Michigan State and advance to the school's second NCAA Elite Eight. Under Fennelly, ISU has made five NCAA Sweet Sixteen appearances, including a streak of three straight from 1999 to 2001 and back-to-back berths in 2009 and 2010.

FENNELLY YEAR-BY-YEAR

Year	School	Record	Pct.
1988-89	Toledo	25-8	.758
1989-90	Toledo	25-7	.781
1990-91*	Toledo	24-7	.774
1991-92*	Toledo	26-6	.813
1992-93	Toledo	18-10	.643
1993-94	Toledo	24-8	.750
1994-95*	Toledo	24-7	.800
1995-96	Iowa State	17-10	.630
1996-97*	Iowa State	17-12	.586
1997-98*	Iowa State	25-8	.758
1998-99*	Iowa State	25-8	.758
1999-00*	Iowa State	27-6	.818
2000-01*	Iowa State	27-6	.818
2001-02*	Iowa State	24-9	.727
2002-03	Iowa State	12-16	.429
2003-04	Iowa State	18-15	.545
2004-05*	Iowa State	23-7	.767
2005-06	Iowa State	18-13	.581
2006-07*	Iowa State	26-9	.743
2007-08*	Iowa State	21-13	.618
2008-09*	Iowa State	27-9	.750
2009-10*	Iowa State	25-8	.781
2010-11*	Iowa State	22-11	.667
2011-12*	Iowa State	18-13	.581
2012-13*	Iowa State	24-9	.727
2013-14*	Iowa State	20-11	.645
2014-15*	Iowa State	18-13	.581
2015-16	Iowa State	13-17	.433
2016-17	Iowa State	5-0	1.000

Toledo: overall (166-53, .758) conf. (94-24, .797)

ISU: overall (452-223, .667) conf. (197-148, .571)

TOTAL: overall (618-276, .689) conf. (291-172, .628)

*NCAA Tournament

STREAKS AND TRENDS

- Iowa State hit 200 3-pointers in a season for an NCAA record 13-straight years (2003-04-present). Iowa State has netted 30 3-pointers so far this season.
- SEANNA JOHNSON** pulled in double-figure rebounds in 40 games in her career and 15 games last season. Johnson has also scored in double figures in 68 games in her career and all five games this season. She is riding a 14-game streak of scoring in double figures.
- Johnson has started every game of her career, which puts her at 95-straight starts.
- Johnson has had a double-doubles in 28 games in her career.
- JADDA BUCKLEY** has dished five or more assists in 37 career games, including the last four.
- Buckley has netted double figures in 45 career games, and five of the last six games of her career.
- The Cyclones hit at least five threes in 139 of the last 160 games, including every game last season and have knocked down 10 or more triples in the last three games.
- Iowa State has hit a 3-pointer in 678-consecutive games. In that time (since Feb. 18, 1995), ISU has hit 5,273 threes. That is equal to 7.78 three-pointers per game for the last 21 years.
- The Cyclones have finished in the upper half of the Big 12 in seven of the last eight seasons.
- The Cyclones have made nine of the last 10 NCAA Tournaments, one of just 15 teams nationally to do so.
- Iowa State has won 96-straight regular season non-conference games at Hilton Coliseum. The streak dates back to the 2003-04 season (Last loss: Washington (12/21/03)).

SEANNA JOHNSON

– She is the top-returning scorer (17.0 PPG) and rebounder (9.4 RPG) in the Big 12 as she finished second in both categories to Brittney Martin last season.

– Ranks sixth in ISU history with 845 career rebounds and 18th in school history with 1,237 points.

– Only player in the nation in 2015-16 to average 17.0 points, 9.0 rebounds and 3.0 assists.

– Johnson was the shortest player in the country to average over 9.0 rebounds per game.

– She ranks fifth in school history with 28 double-doubles in her career.



IOWA STATE TEAM QUICK FACTS

- Iowa State has 14 players on its roster from seven different states (Iowa, Texas, Minnesota, New York, Arizona, Wisconsin and Virginia) and five different countries (USA, Canada, Germany, Sweden and Montenegro).
- Iowa State returns four starters from last season in Johnson, Carleton, Buckley and Burkhal. In all, Iowa State returns 83 percent of its scoring, 70 percent of its rebounding and 92.7 percent of its assists for the 2015-16 campaign.
- Iowa State began the 2016-17 season with the Big 12's top returners in points, rebounds and assists as Johnson ranked second last season in both points (17.0) and rebounds (9.4), while Buckley averaged 6.0 assists. The Cyclones are the only Big 12 school returning three student-athletes who averaged over 10.0 points per game last season (Johnson-17.0, Carleton- 12.0, Buckley-11.4).
- Iowa State is the only Big 12 school to have three student athletes returning who were named to the first-team, second-team, honorable mention or defensive team in 2015-16. (Johnson (first-team), Buckley and Carleton (honorable mention).

LAST TIME OUT

- The Iowa State women's basketball team earned its fourth-straight win against the Savannah State LadyTigers, 74-51. Iowa State was led by **SEANNA JOHNSON**, who netted a game-high 16 points and eight rebounds. **BRIDGET CARLETON** was the only other Cyclone in double figures with 11 points. **JADDA BUCKLEY** led ISU in assists with seven.
- Iowa State netted 11 triples on the evening, making 10 or more 3-pointers for the second-straight game.

SCOUTING THE BULLDOGS

- Mississippi State returned all five starters from the 2015-16 squad that reached the Sweet 16.
- Mississippi State's top performer is Victoria Vivians who was named a Preseason First-Team All-American by Sporting News. She is averaging 14.4 points and 2.4 rebounds.
- The Bulldogs were tabbed to finish second in the SEC for 2016-17 season.
- MSU claimed the championship of the Rainbow Wahine Classic last weekend defeating Oregon, San Jose State and Hawai'i.
- Mississippi State is outscoring its opponents by a margin of 27.4 points this season, with its closest game an 11-point win against then- No. 8 Texas (79-68).
- The Bulldogs all-time record is 475-323 in non-conference games.

IOWA STATE VS. MSU & THE SEC

- The Cyclones are 48-61 all-time against members of the Southeastern Conference.
- The Cyclones hold a 1-0 advantage against the Bulldogs with an 87-74 win in Ames on Nov. 23, 2001.



BIG 12 ROUNDUP- 2016-17

	Big 12	Overall
West Virginia	0-0	7-0
Kansas State	0-0	6-0
Oklahoma State	0-0	6-0
Iowa State	0-0	5-0
Oklahoma	0-0	5-0
Baylor	0-0	7-1
TCU	0-0	4-1
Kansas	0-0	3-2
Texas Tech	0-0	3-2
Texas	0-0	2-2

*as of 11/28/16

BIG 12 CONFERENCE PLAYER OF THE WEEK

N14 Kelani Brown, Baylor/ Kaylee Jensen, OSU

N21 Jadda Buckley, Guard, ISU

N28 Alexis Jones, Baylor

D5

D12

D19

D26

J2

J9

J16

J23

J30

F6

F13

F20

F27

BIG 12 CONFERENCE FRESHMAN OF THE WEEK

N14 Peyton Williams, K-State

N21 Arella Guirantes, Texas Tech

N28 Lauren Cox, Baylor

D5

D12

D19

D26

J2

J9

J16

J23

J30

F6

F13

F20

F27

FOLLOW THE CYCLONES ON CYCLONES.TV

Cyclones.tv will broadcast 16 of the 19 home games throughout the 2016-17 season including one exhibition game. In addition to the games, viewers will also get postgame press conferences, Monday press conferences and many other special features during the season.

CHANNEL LISTINGS:

W/Digital Cable Box - HD: 798; SD: 165.

Without Digital Cable Box - SD: 59.2



IOWA STATE...

Against non-conference foes: 5-0

Against Big 12 foes: 0-0

Against postseason foes: 0-0

When outrebounds opponent: 5-0

When outrebounded by opponent: 0-0

When rebounds are tied: 0-0

When ahead at half: 4-0

When opponent is ahead at half: 1-0

When game is tied at the half: 0-0

When shoots 50 percent or better: 1-0

When shoots less than 50 percent: 4-0

When shoots better than opponent: 3-0

When shoots worse than opponent: 2-0

When shoots the same as opponent: 0-0

When commits more TO than opponent: 0-0

When commits less TO than opponent: 5-0

When commits same number of TO: 0-0

When scores 69 points or less: 0-0

When scores 70-79 points: 4-0

When scores 80-89 points: 0-0

When scores 90-99 points: 0-0

When scores 100 points or more: 1-0

When opponent scores 69 points or less: 5-0

When opponent scores 70-79 points: 0-0

When opponent scores 80-89 points: 0-0

When opponent scores 90-99 points: 0-0

When opponent scores 100 points: 0-0

When game is decided by five or less points: 0-0

When game is decided by 6-10 points: 2-0

When game is decided by 11 or more points: 3-0

When reaching 40 points first: 4-0

When opponent reaches 40 points first: 1-0

When leading with five minutes left: 5-0

When trailing with five minutes left: 0-0

When game is tied with five minutes left: 1-0

When leading with one minute left: 5-0

When trailing with one minute left: 0-0

When game is tied with one minute left: 0-0

When outscoring opponents' bench: 3-0

When opponents' bench outscores ISU: 2-0

When both benches score same: 0-0

When making more FT than opponent: 4-0

When making less FT than opponent: 1-0

When making same number of FT: 0-0

When making 15 or more free throws: 4-0

When making less than 15 free throws: 1-0

When opponent makes 15 or more FT: 2-0

When opponent makes less than 15 FT: 3-0

At home: 5-0

On the road: 0-0

At neutral sites: 0-0

On Television: 0-0

vs. AP Top-25 Teams: 0-0

vs. AP Top-15 Teams: 0-0

vs. AP Top-10 Teams: 0-0

In Overtime: 0-0

JOHNSON CLIMBING THE RECORD BOOKS

- Seanna Johnson is quickly climbing the Iowa State record books, ranking in the top-25 in career points (1,237) and the top-10 in rebounds (845). Johnson is also third all-time in rebounding average with 8.9 per rebounds per game throughout her career.

CAREER POINTS LIST

15th	Heather Ezell	1,339
16th	Pat Hodgson	1,284
17th	Nicky Wieben	1,248
18th	Seanna Johnson	1,237

CAREER REBOUNDING LIST

3rd	Megan Taylor	966
4th	Tonya Burns	921
5th	Jayme Olson	872
6th	Seanna Johnson	845

CAREER REBOUNDING AVERAGE

1st	Stephannie Smith	10.0
2nd	Angie Welle	9.2
3rd	Seanna Johnson	8.9

THE SHORT OF IT...

- In the 2015-16 season, Seanna Johnson ranked second in the Big 12 with 9.4 boards per game.
- In 2014-15, Johnson was the league leader in boards despite standing at just 5-10. Johnson secured 9.2 rebounds per game.
- Johnson was the shortest player in the country to average over 9.0 rebounds per game last year.
- Johnson is also the shortest player in Big 12 history to hold the Big 12 single season rebounding title (2014-15). Of all the players to lead the Big 12 in rebounding, 11 of 14 (draft eligible) players have played in the WNBA.

THE FASTEST TO...

- Seanna Johnson has been one of the fastest in school history to reach several rebounding milestones as she was the fastest to 500, 600, 700 and 800 career rebounds. Johnson looks to yet again become the fastest player to 900 rebounds as she need 55 rebounds to reach 900 in her career.
- Angie Welle, ISU's all-time leading rebounder, reached the 900-rebound mark in her 106th career game.

BUCKLEY MOVING UP THE RECORD BOOKS

- JADDA BUCKLEY** returns for her redshirt junior campaign with the Cyclones. She currently has 333 assists in her career and needs just four to rank 10th in school history. Last season, Buckley's 179 assists on the year ranked ninth all-time in school history.

CAREER ASSIST LIST

7th	Tracy Gahan/Tracy Horvath	415
8th	Heather Ezell	414
9th	Tracy Eckert	390
10th	Megan Taylor	337
	Jadda Buckley	333

CAREER FREE THROW PERCENTAGE

1st	Kelsey Bolte	.879
2nd	Jadda Buckley	.871

CARLETON RETURNS FOR SOPHOMORE SEASON

- **BRIDGET CARLETON** returns to the Cyclones after spending the summer with the Canadian Senior Women's National Team and was an alternate for their Olympic roster. Last season, she ranked 13th in the Big 12 and second among freshmen with 12.0 points and 11th in the Big 12 and first among freshmen with 6.7 rebounds per game. She also ranked fourth in the Big 12 with 2.0 3-pointers per game.
- While Carleton was not named the Big 12 Freshman of the Year, she was the only freshman to be named honorable mention All-Big 12 and was one of just two unanimous selections to the All-Freshman Team.

REIGNING FROM THREE

- The 3-point shot continues to be a staple of Iowa State women's basketball in the Fennelly era, with Iowa State knocking down more 3-pointers than anyone in the nation over the course of the last 20 seasons.
- No team in the NCAA has attempted or made as many 3-pointers than Iowa State since the 1995-96 season and Iowa State's 5,264 3-pointers made and 14,831 3-pointers attempted reign supreme.
- Iowa State has also knocked down more 3-pointers per game than anyone in Division I, with 7.83 3's made per game, one more than second-place Villanova (6.83 per game).
- Even more impressive, ISU's 5,264 3's made is 385 more than second-place UConn's 4,879. However, ISU accomplished the feat in 112 fewer game than the Huskies.
- Over the last 20 seasons, the Cyclones rank seventh in all of D-I in 3-point percentage, making 35.7 percent of their shots from deep.
- The Cyclones own the NCAA's longest streak in NCAA Division I basketball of seasons with 200 or more 3-pointers made. ISU has made 200 3-pointers every year since 2003-04, which is 13 seasons.
- Since 1995-96, Iowa State has netted 200 or more 3's in 18 of its 21 seasons and over 170 schools in NCAA DI have never hit more than 200 3's in a season.

#HILTONMAGIC

- The Cyclones have been phenomenal at home during Fennelly's tenure, compiling a 283-54 record (.840) in Hilton Coliseum, including a 140-3 (.979) mark against regular-season nonconference opponents. Iowa State has gone undefeated at home three times, most recently during the 2004-05 season.

TWITTER TRACKER

Tweets from @CycloneWBB...

.After two stellar performances against intrastate rivals, @jdbucks11 is your @Big12Conference Player of the Week!

Last night's win over Drake was @ISUCoachFen's 450th win at Iowa State! #Cyclones #ThanksCoach

.@teeteestarks set a career-high with 10 rebounds against the Bulldogs last night. #Cyclones

.@MuhneyyGen12 ranks 12th in the nation in defensive rebounds per game (8.0). #Cyclones #StatWatch

We are thrilled to announce the addition of Madison Wise to our 2017 recruiting class!

We want to officially welcome Rae Johnson to the Cyclone family!

#CyclONEnation, please give a warm welcome to Kristin Scott, who signed on to play for the #Cyclones!

CAREER RECORD BOOK CHASERS

	<u>Has</u>	<u>Needs</u>	<u>Ranks...</u>
Seanna Johnson	845 Rebounds	27	To pass Jayme Olson (872) for 5th all-time
Seanna Johnson	1,237 Points	12	To pass Nicky Wieben for 17th
Seanna Johnson	8.9 Reb.Average	---	3rd all-time in ISU history
Seanna Johnson	28 double-doubles	1	To tie Stephanie Smith for 4th all-time in ISU history
Jadda Buckley	.871 FT %	---	2nd all-time in ISU history
Jadda Buckley	333 Assists	4	For 10th all-time in ISU history

STRONG SCHEDULE

- Iowa State plays a total of nine games against teams ranked in the USA Today Coaches top-25 poll. The Cyclones also play four games against teams ranked in the top-10. ISU also plays nine games against teams ranked in the AP poll and five games against teams in the top-10.

FREE HOOPS

- Iowa State is 19-12 in overtime games under head coach Bill Fennelly and 26-21 overall. In its last overtime game, Iowa State fell at Oklahoma State, 79-76. ISU has won its last four home overtime games, but lost its last two on the road.

ONE OF THE FEW

- Very few women's basketball programs across the country have enjoyed the postseason success the Cyclones have enjoyed over the last 10 years. Iowa State is one of just 15 teams to make nine of the last 10 NCAA Tournaments.

WELCOME TO THE FAMILY

- The Iowa State women's basketball program and head coach Bill Fennelly announced the signing of two prep standouts on National Signing Day (11/19/16). Iowa State's signees included two top-100 prospects, who ranked as the No. 1 and No. 2 overall recruits in the state of Minnesota. Iowa State also announced the addition of Madison Wise on Nov. 17. Wise is a five-star prospect from Greenfield, Indiana.

- **Rae Johnson**, G, 5-7, Albertville, Minnesota, St. Michael Albertville
- **Kristin Scott**, C, 6-2, Kasson, Minnesota, Kasson-Mantorville
- **Madison Wise**, F, 6-1, Greenfield, Indiana, Greenfield Central

NATIONAL POLLS

Associated Press

(Week 4)

1. Notre Dame
2. UConn
3. South Carolina
4. Baylor
5. Maryland
6. Mississippi State
7. Louisville
8. Florida State
9. Ohio State
10. UCLA
11. Stanford
12. Oklahoma
13. Washington
14. Texas
15. DePaul
16. West Virginia
17. Kentucky
18. Miami
19. Florida
20. Syracuse
21. Colorado
22. Tennessee
23. Auburn
24. Oregon State
25. Texas A&M

USA Today Coaches

(Week 3)

1. Notre Dame
2. UConn
3. South Carolina
4. Louisville
5. Maryland
6. Baylor
7. Mississippi St.
8. Ohio State
9. Florida State
10. UCLA
11. Stanford
12. Oklahoma
13. Washington
14. Texas
15. Oregon State
16. Tennessee
17. DePaul
18. Syracuse
19. Michigan State
20. Florida
21. Arizona State
22. Miami
23. West Virginia
24. Kentucky
25. Texas A&M

WHERE IOWA STATE FALLS NATIONALLY (NCAA STATISTICS AS OF 11-28)

CATEGORY	RANK	ACTUAL	NATIONAL LEADER	ACTUAL
Scoring Offense	22	81.4	Northern Ill.	97.0
Scoring Defense	94	59.8	Alabama	42.6
Scoring Margin	22	21.6	Maryland	41.3
Field-Goal Percentage	78	43.5	Maryland	52.1
Field-Goal Percentage Defense	122	37.2	Kansas St.	28.1
Free-Throw Percentage	4	82.7	Providence	86.1
Rebound Margin	43	8.2	Baylor	26.1
Three-Point Field Goals Per Game	37	8.4	DePaul	13.5
Three-Point Field-Goal Percentage	53	36.5	Michigan	45.5
Won-Lost Percentage	1	100.0	29 Teams	100.0
Assists Per Game	49	16.8	Baylor	22.9
Blocked Shots Per Game	78	4.4	Two Teams	8.0
Steals Per Game	105	9.2	Oakland	15.8
Turnovers Per Game	6	11.0	Two Teams	10.0
Personal Fouls Per Game	64	16.0	Chattanooga	9.9
Assist Turnover Ratio	8	1.53	Pittsburgh	1.92
Turnover Margin	50	5.0	Nicholls St.	11.5
Three Pt FG Defense	69	26.5	Southern Ill.	15.4
Three-Point Field Goals Attempted	116	115.0	FGCU	226.0
Fewest Turnovers	6	55.0	UAB	44.0
Fewest Fouls	51	80.0	Akron	45.0
Free Throw Attempts	121	110.0	Baylor	218.0
Free Throws Made	39	91.0	Baylor	142.0
Turnovers Forced	210	16.0	Jackson St.	29.0
Three-Point Field Goals Made	79	42.0	Washington	87.0
Assists	105	84.0	Baylor	183.0
Blocked Shots	95	22.0	Baylor	62.0

2016-17 MISCELLANEOUS STATS...**BENCH SCORING**

	Points	PPG	Pct. of Scoring
ISU	121	14.2	29.7
Opp.	69	13.8	23.1

*Season High - 44 - Arkansas State**Opponent Season High - 23 - UCSB***POINTS OFF TURNOVERS**

	Points	PPG
ISU	94	18.8
Opp.	43	8.6

*Season High - 26.0 - UCSB**Opp. Season High - 17.0 - UCSB***SECOND-CHANCE POINTS**

	Points	PPG
ISU	72	14.4
Opp.	34	6.8

*Season High - 17.0 - UCSB**Opp. Season High - 10.0 - Drake***POINTS IN THE PAINT**

	Points	PPG
ISU	148	29.6
Opp.	126	25.2

*Season High - 46 - UCSB**Opp. Season High - 30 - Drake***FASTBREAK POINTS**

	Points	PPG
ISU	18	3.6
Opp.	9	1.8

*Season High - 10 - UCSB**Opp. Season High - 7 - UCSB***LARGEST LEADS OVERCOME**

11, vs. Drake (11/20/16)

LARGEST LEAD OF SEASON

53 vs. Arkansas State

OPENING TIPOFFS CONTROLLED

Iowa State	2
Opponents	3

2016-17 DOUBLE-DIGIT EFFORTS

	Pts.	RB	Ast.	Pts./RB	Pts./Ast.	20+	P/R/A
Buckley	4	-	-	-	-	1	-
Burkhal	4	2	1	-	-	-	-
Carleton	4	-	-	-	-	-	-
Durr	2	-	-	-	-	-	-
Johnson	5	1	1	-	-	-	-
Bowe	1	-	-	-	-	-	-
Ricketts	-	-	-	-	-	-	-
Starks	-	1	-	-	-	-	-

SHOOTING PERCENTAGE IN A HALF**High**

ISU 63.9% (2nd half vs. Arkansas State)

Opp. 40% (2nd half vs. UCSB)

Low

ISU 29.0% (2nd half vs. Savannah State)

Opp. 20.8% (1st half vs. Savannah State)

RECORD WITH STARTERS

Buckley, Johnson, Carleton, Starks, Burkhal (4-0)

DOUBLE-DIGIT SCORING RECORDS

1 player	
2 players	1-0
3 players	1-0
4 players	2-0
5 players	1-0
6 players	

STREAKS**All Opponents**

Total	Won 5
Home	Won 5
Road	Lost 4
Neutral	Lost 3

Big 12 Conference Opponents

Total	Lost 5
Home	Lost 3
Road	Lost 3
Neutral	Lost 4

Non-Conference Opponents

Total	Won 10
Home	Won 95
Road	Won 1
Neutral	Lost 2

AP Top-25 ranked Teams

Total	Lost 8
Home	Lost 4
Road	Lost 4
Neutral	Lost 7

- Last win over ranked team: Dec. 11, 2015 - #23 Iowa, 69-66
- Last home win over ranked team: Dec. 11, 2015 - #23 Iowa, 69-66
- Last road win over ranked team: Jan. 25, 2015 - #8 Texas, 58-57
- Last neutral win over ranked team: Nov. 26, 2010 - #25 TCU, 64-59

CAREER MISCELLANEOUS STATS**CAREER PRODUCTION**

Points	Games With					
Player	10-14	15-19	20-29	30+	Pts./Reb.	Pts./Ast.
Buckley	28	13	4	0	0	3
Burkhal	12	4	0	0	2	0
Carleton	15	4	4	0	5	0
Durr	8	3	1	0	0	0
Johnson	34	22	12	0	28	0
Starks	1	0	0	0	0	0
Bowe	1	0	0	0	0	0

Rebounds

Player	Games With		
	10-14	15-19	20+
Johnson	39	3	0
Carleton	5	1	0
Ricketts	1	0	0
Burkhal	3	0	0
Starks	1	0	0

Assists

Player	Games With		
	5-9	10-14	15+
Buckley	33	3	0
Carleton	1	0	0
Johnson	13	0	0

GAMES LEADING IOWA STATE IN...

Scoring	Season	Career
Buckley	1	7
Durr	1	3
Johnson	3	24
Carleton	1	5
Burkhal	1	5

Rebounding

Johnson	2	53
Blaskowsky	0	5
Carleton	0	8
Burkhal	2	3
Bowe	1	1

Assists

Johnson	0	7
Buckley	5	36

Steals

Buckley	0	15
Durr	1	5
Johnson	1	26
Starks	3	5
Carleton	0	8
Burkhal	0	6
Bowe	3	3

Blocks

Buckley	0	8
Johnson	0	9
Durr	1	5
Burkhal	2	10
Carleton	2	10
Ricketts	0	3
Starks	1	1

DOUBLE-DOUBLES

Johnson	1	28 (28 pt/rbd)
Carleton	0	6 (6 pt/rbd)
Buckley	0	3 (3 pt/ast)
Burkhal	1	2 (2 pr/reb)

TRIPLE-DOUBLES

THE LAST TIME (TEAM)...**Scoring**

Less than 40 points
39 at Baylor, 1/9/13
Less than 50
41 vs. Baylor, 2/20/16
More than 90
95 vs. Hampton, 11/13/15
More than 100
105 vs. Arkansas State, 11/27/16
110+ points
113 vs. IPFW, 11/29/04
Six players with 10 points
6 vs. Texas, 2/22/14
(Christofferson, Buckley, Blaskowsky, Williamson, Moody, Johnson)
Three players with 20 points
3 at Kansas, 2/9/11
(Bolte 26, Christofferson 21, Poppens 20)

Opponent Scoring

Less than 30 points
27 vs. Columbia, 12/12/10
Less than 40
35 vs. Air Force, 12/29/12
Less than 50
48 vs. Texas Tech, 2/17/16
More than 90
97 vs. Idaho, 11/28/15
More than 100
101 at Oklahoma, 1/15/95
110+ points
122 at Drake, 2/23/81

Margin of Victory

Won by 1 point
58-57 at Texas, 1/25/15
Won by 2 points
59-57 vs. Texas, 1/10/15
Won by 20+
29 (77-48) vs. Texas Tech, 2/17/16
Back-to-back 20+ points
33 (74-51) vs. Savannah State, 11/22/16
52 (105-53) vs. Arkansas State, 11/27/16
Won by 30+ points
52 (105-53) vs. Arkansas State, 11/27/16
Back-to-back 30+ points
33 (74-51) vs. Savannah State, 11/22/16
52 (105-53) vs. Arkansas State, 11/27/16
Won by 40+
52 (105-53) vs. Arkansas State, 11/27/16
Back-to-back 40+ points
46 (73-27) vs. Columbia, 12/12/10
46 (93-47) vs. Cal State Northridge, 12/20/10
Won by 50+
52 (105-53) vs. Arkansas State, 11/27/16
Won by 60+
68 (113-45) vs. IPFW, 11/29/04
Won by 70+
74 (110-36) vs. Simpson, 12/10/75
30+ halftime lead
35 (51-16) vs. Alabama State, 12/30/12
Single-overtime win
84-76 vs. Oklahoma, 2/17/15
Double-overtime win
84-77 at Colorado, 1/13/10

Opponent Margin of Victory

Won by 1 point
63-62 vs. OSU, 1/31/15
Won by 2 points
54-52 at West Virginia, 2/21/15
Won by 20+
25 (82-57) vs. West Virginia, 3/1/16
Back-to-back 20+ points
31 (85-54) vs. Oklahoma, 2/27/16
25 (97-65) vs. West Virginia, 3/1/16
Won by 30+
31 (85-54) vs. Oklahoma, 2/27/16
Won by 40+
50 (79-29) at Colorado, 2/19/93
Won by 50+
50 (79-29) at Colorado, 2/19/93
Won by 60+
65 (122-57) at Drake, 2/23/81
Single-overtime win
78-75 at Kansas, 1/30/13
Double-overtime win
74-67 at Kansas, 1/11/12

Field Goal Percentage

Less than 30%
27.7% vs. Kansas State, 2/24/16
Less than 40%
37.1% vs. Savannah State, 11/22/16
Better than 40%
57.4% vs. Arkansas State, 11/27/16
Better than 50%

57.4% vs. Arkansas State, 11/27/16
Better than 60%
64.6 vs. Kansas State, 1/5/05

Opponent Field Goal Percentage

Less than 30%
28.6% vs. Arkansas State, 11/27/16
Less than 40%
38.0% vs. Savannah State, 11/22/16
Better than 40%
43.3% vs. Drake, 11/20/16
Better than 50%
50.8% vs. West Virginia, 3/1/16
Better than 60%
60.0% vs. Oklahoma, 2/27/16

Free Throw Percentage

Less than .500
.474 (9-19) at Texas, 1/6/16
Better than .900
90.5 (19-21) vs. Texas Tech, 3/4/16

Opponent Free Throw Percentage

Less than .500
.400 (2-5) vs. Oklahoma State, 1/2/16
Better than .900
1.000 (3-3) vs. Kansas State, 2/24/16
1.000
1.000 (3-3) vs. Kansas State, 2/24/16

Baskets Made

30+ field goals made
39 vs. Arkansas State, 11/27/16
10+ 3-point field goals made
12 vs. Arkansas State, 11/27/16
15+ 3-point field goals made
15 vs. Howard, 12/29/14
Did not make a 3-pointer
(0-0) at Missouri, 2/16/95
Made 30+ free throws
(30-35) vs. Texas, 2/22/14
Attempted 45+ free throws
(37-49) vs. Iowa, 12/12/13
Attempted less than five free throws
(2-4) vs. Baylor 3/4/14

Opponent Baskets Made

30+ field goals made
30 vs. UCSB, 11/11/16
10+ 3-point field goals made
10 vs. Texas Tech, 3/4/16
15+ 3-point field goals made
17 vs. Idaho, 11/28/15
Did not make a 3-pointer
(0-3) at Oklahoma, 2/11/09
Made 30+ free throws
(30-44) vs. Drake, 12/7/94
Attempted 45+ free throws
(32-47) at Nebraska, 2/24/90
Attempted less than five free throws
(3-3) vs. Texas State, 11/26/15

Rebounds

40+ rebounds
46 (10 off/36def) vs. Arkansas State, 11/27/16
50+ rebounds
61 (17 off/44 def) vs. Southern, 12/6/15
20+ rebounding margin
+23 (49/26) vs. UAPB, 12/15/15
30+ rebounding margin
+31 (56/25) at TCU, 1/2/14

Opponent Rebounds

40+ rebounds
40 (11 off/29 def) vs. Drake, 11/20/16
50+ rebounds
50 (11 off/39 def) vs. Kansas State, 2/24/16
20+ rebounding margin
+39 (64/25) vs. Baylor, 2/20/16

Steals

10+ steals
10 vs. Arkansas State, 11/27/16
More than 15 steals
18 vs. Niagara, 12/29/08

Opponent Steals

10+ steals
11 vs. Oklahoma, 1/30/16
More than 15 steals
20 vs. Green Bay*, 3/17/12

Assists

20+ assists
24 vs. Arkansas State, 11/27/16
More than 25 assists
25 vs. Alcorn State, 12/20/15

Opponent Assists

20+ assists
20 vs. West Virginia, 3/1/16
More than 25 assists
31 at Baylor, 1/13/15

Turnovers

Less than 5 turnovers
1 vs. Kansas State, 2/24/16
15+ turnovers
15 vs. UCSB, 11/11/16
25+ turnovers
27 vs. North Dakota, 11/18/12

Opponent Turnovers

Less than 5 turnovers
4 at Texas A&M, 2/20/08
15+ turnovers
15 vs. Arkansas State, 11/27/16
25+ turnovers
25 vs. FSU, 3/22/14*

Blocked Shots

10+ blocked shots
12 vs. Northern Arizona, 12/22/15

Opponent Blocked Shots

10+ blocked shots
12 vs. Drake 11/18/14

THE LAST TIME (INDIVIDUAL)...**Scoring**

40 points
41, Lindsey Wilson vs. Colorado, 2/26/03
30 points
30, Nikki Moody at Oklahoma, 2/4/15

Opponent Scoring

40 points
41, Brittney Griner, Baylor, 3/3/12
30 points
32, Kaylon Williams, Oklahoma, 2/27/16

Shooting

10+ field goals
10, Seanna Johnson at UNI, 12/2/15

Opponent Shooting

10+ field goals
10, Japreece Deen, Texas Tech, 3/4/16

3-point Shooting

5+ 3-point field goals
5, Bridget Carleton vs. Texas Tech, 3/4/16

Opponent 3-point Shooting

5+ 3-point field goals
5, Brooke McCarty, at Texas, 1/6/16

Miscellaneous

20+ rebounds
23, Angie Welle vs. Colorado, 2/9/02
15+ rebounds
18, Seanna Johnson vs. UNI, 11/15/16
10+ assists
12, Jadda Buckley vs. Texas Tech, 3/4/16
5+ steals
7, Heather Bowe vs. UCSB, 11/11/16
5+ blocks
5, Bry Fernstrom vs. Oklahoma State, 1/2/16
Triple-Double
14 pts-10 reb-11 ast, Nikki Moody vs. Wyoming, 11/29/14
Double-Double
18 points-11 rebounds, Meredith Burkhall vs. Arkansas State, 11/27/16

Opponent Miscellaneous

20+ rebounds
21, Courtney Paris, Oklahoma, 3/10/07
15+ rebounds
16, Breanna Lewis, Kansas State, 2/24/16
10+ assists
10, Kaylee Page, Kansas State, 2/24/16
5+ steals
7, Rodricka Patton, Oklahoma State, 3/7/15
5+ blocks
6, Breanna Lewis, Kansas State, 2/24/16

*NCAA Tournament Game

BY QUARTER STATS**TEAM**

Points	30 - 3rd quarter vs Arkansas State (11-27-16) 3rd quarter vs Hampton (11-13-15)
Rebounds	19 - 4th quarter vs Southern (12-6-15) 4th quarter vs. Northern Arizona (12-22-15)
Assists	9 - 3rd quarter vs Kansas State (12-30-15)
Steals	6 - 2nd quarter vs. UAPB (12-13-15) 3rd quarter at Oklahoma State (1-20-16)
Blocks	5 - 1st quarter vs Iowa (12-11-15) 1st quarter vs Northern Arizona (12-22-16)
FG%	70.6% - 1st quarter vs. UCSB (11-11-16)
3PM	7 - 2nd quarter vs Hampton (11-13-15)
3PA	13 - 4th quarter vs Kansas State (2-24-16)
FTM	14 - 4th quarter vs. Oklahoma (1-30-16)
FTA	16 - 4th quarter vs. Oklahoma (1-30-16)
Turnovers	8 - 2nd quarter at Texas Tech (1-17-16) 1st quarter at Kansas (2-2-16)

INDIVIDUAL

Points	14 - Bridget Carleton in 2nd quarter vs UAPB (12-13-15)
Rebounds	8 - Seanna Johnson 1st quarter vs UNI (11-15-16)
Assists	6 - Jadda Buckley in 2nd quarter vs. Texas Tech (2-17-16) Jadda Buckley in 2nd quarter vs. Texas Tech (3-4-16)
Steals	3- Seanna Johnson 2nd quarter vs UNI (12-2-15) Heather Bowe in 1st quarter vs. UCSB (11-11-16)
Blocks	5- Bry Fernstrom in 3rd quarter vs Northern Arizona (12-22-15)
3PM	4- Bridget Carleton in 2nd quarter vs UAPB (12-13-15), Jadda Buckley in 2nd quarter vs. Kansas State (12-30-17)
3PA	5- Three players seven times
FTM	6- Two players, three times
FTA	7- Bry Fernstrom in 3rd quarter vs Kansas (1-9-16)

**SOFIJA ŽIVALJEVIC'**

Fr. • G • 5-9 • Podgorica, Montenegro

Sofija Živaljevic' Notes

- Averaged 8.2 points, 3.4 rebounds and 2.7 assists while competing for Montenegro's U20 National team.
- Led her club team, Zkk Buducnost Bemax, to an international title in the MZRKL league, which is hailed as one of the top leagues in Europe
- Was rated a four-star prospect on Blue Star Europe.

CAREER HIGHS

Points: 2 vs. Arkansas State (11/27/16)
 FG: 1 twice Last vs. Arkansas State (11/27/16)
 FGA: 2 twice (Last vs. Arkansas State (11/27/16))
 3FG: N/A
 3FGA: 2 vs. Savannah State (11/22/16)
 FT: N/A
 FTA: N/A
 OReb: N/A
 DReb: N/A
 Reb: N/A
 PF: 2 vs. Savannah State (11/22/16)
 Assists: 2 vs. Savannah State (11/22/16)
 TO: 1 twice (Last 2 vs. Savannah State (11/22/16))
 Blocks: N/A
 Steals: N/A
 Min: 5 twice (Last 2 vs. Savannah State (11/22/16))

Year	GP-GS	Min/Avg	Total		3-Point		Rebounds										Pts/Avg
			FG-FGA	Pct	FG-FGA	Pct	FT-FTA	Pct	Off-Def	Tot	Avg	PF-FO	Ast	TO	Blk	Stl	
2016-17	3-0	12/4.0	1-4	.250	0-3	.000	0-0	.000	0-0	0	0.0	3-0	2	2	0	0	2/0.7
TOTAL	3-0	12/4.0	1-4	.250	0-3	.000	0-0	.000	0-0	0	0.0	3-0	2	2	0	0	2/0.7

**EMILY DURR**

Jr. • G • 6-0 • Utica, N.Y.

@emdurr Notes

- Netted a career-high 24 points at OU and had 20 points in the first half.
- Scored in double figures in 12 career games as a Cyclone.
- Made her first-career start against Kansas State.
- Four-year letterwinner at Notre Dame high school.
- Section 3 All-Time leading scorer with 2,445 points, breaking Breanna Stewart's high school record.
- Led her team to the 2014 New York State Championship.
- McDonald's All-America and Gatorade Player of the Year nominee.
- Holds school records in points, 3-point shots and free throws.

CAREER HIGHS

Points: 24 at Oklahoma (2/27/16)
 FG: 8 at Oklahoma (2/27/16)
 FGA: 17 at Oklahoma (2/27/16)
 3FG: 5 at Oklahoma (2/27/16)
 3FGA: 9 twice (Last at Oklahoma (2/27/16))
 FT: 5 vs. Kansas State (1/3/15)
 FTA: 5 vs. Kansas State (1/3/15)
 OReb: 3 vs. UAPB (12/14/14)
 DReb: 5 twice (Last at Oklahoma (12/11/14))
 Reb: 6 twice (Last at Iowa (12/11/14))
 PF: 3 twice (Last at Oklahoma State (1/20/15))
 Assists: 4 vs. Southern (12/6/15)
 TO: 3 vs. Texas (2/06/15)
 Blocks: 1 vs. Kansas State (1/3/15)
 Steals: 3 twice (Last at Oklahoma (2/27/16))
 Min: 37 at Oklahoma (2/27/16)

Year	GP-GS	Min/Avg	Total		3-Point		Rebounds										Pts/Avg
			FG-FGA	Pct	FG-FGA	Pct	FT-FTA	Pct	Off-Def	Tot	Avg	PF-FO	Ast	TO	Blk	Stl	
2014-15	31-0	479/15.5	50-141	.355	19-69	.275	29-32	.906	15-51	66	2.1	17-0	25	21	3	4	148/4.8
2015-16	30-2	551/18.4	57-157	.363	30-90	.333	25-27	.926	12-39	51	1.7	37-0	26	21	2	20	169/5.6
2016-17	5-0	84/16.8	14-28	.500	9-19	.474	3-3	1.000	1-7	8	1.6	5-0	5	5	5	3	40/8.0
TOTAL	66-2	1114/16.9	121-326	.371	58-178	.326	57-62	.919	28-97	125	1.9	59-0	56	47	10	27	357/5.4

**HEATHER BOWE**

RSr. • F • 6-0 • Eau Claire, Wis.

Heather Bowe Notes

- Scored 12 points, grabbed eight boards and a career-high seven steals in her debut as a Cyclone.
- Graduate transfer from Vanderbilt. Has been member of the team since December of 2015, but did not compete until 2016-17.
- Named to the 2014-15 Winter SEC Academic Honor Roll and the 2012-13 SEC First-Year Academic Honor Roll
- 2012-13 SEC All-Freshman Team
- Spent three seasons at Vanderbilt and started in 55 career games for the Commodores, while appearing in 82 games
- Scored a total of 496 points in her career for an average of 6.1 points per contest and knocked down 47.8 percent of her shots from the field.
- In high school she was named a Parade All-American in 2012 and an Associated Press Wisconsin Player of the Year as a senior

CAREER HIGHS AT ISU

Points:	12 vs. UCSB (11/11/16)
FG:	5 vs. UCSB (11/11/16)
FGA:	13 vs. UCSB (11/11/16)
3FG:	N/A
3FGA:	1 vs. UCSB (11/11/16)
FT:	3 vs. UNI (11/15/16)
FTA:	4 vs. UNI (11/15/16)
OReb:	6 vs. UCSB (11/11/16)
DReb:	2 vs. UCSB (11/11/16)
Reb:	8 vs. UCSB (11/11/16)
PF:	4 vs. UNI (11/15/16)
Assists:	2 vs. UCSB (11/11/16)
TO:	1 vs. UNI (11/15/16)
Blocks:	2 vs. UNI (11/15/16)
Steals:	7 vs. UCSB (11/11/16)
Min:	19 vs. UCSB (11/11/16)

Year	GP-GS	Min/Avg	Total		3-Point		FT-FTA		Rebounds		PF-FO		TO		Blk Stl		Pts/Avg
			FG-FGA	Pct	FG-FGA	Pct	Pct	Off-Def	Tot	Avg	Ast	TO	Blk	Stl			
2016-17	3-0	48/16.0	7-18	.389	1-3	.333	5-6	.833	6-6	12	4.0	6-0	3	1	2	11	20/6.7
TOTAL	3-0	48/16.0	7-18	.389	1-3	.333	5-6	.833	6-6	12	4.0	6-0	3	1	2	11	20/6.7

**NIA WASHINGTON**

Fr. • G • 5-7 • Stafford, Va.

Nia Washington Notes

- Started three years at Colonial Forge High School, scoring in double-figures each year and leading her team to a 27-4 record and a Final Four appearance in Virginia
- Totaled 18.0 points per contest en route to snagging the Conference Player of the Year award and earning a spot on the all-conference and all-state first team in her junior campaign.
- Competed with Riverdale Baptist in Upper Marlboro, Maryland, in her senior year, which is one of the top private high schools in the nation.
- A McDonald's All-America nominee her senior year.

CAREER HIGHS

Points:	9 twice (Last vs. Arkansas State (11/27/16))
FG:	3 twice (Last vs. Arkansas State (11/27/16))
FGA:	6 vs. Savannah State (11/22/16)
3FG:	3 twice (Last vs. Arkansas State (11/27/16))
3FGA:	5 vs. Arkansas State (11/27/16)
FT:	N/A
FTA:	N/A
OReb:	N/A
DReb:	2 vs. Savannah State (11/22/16)
Reb:	2 vs. Savannah State (11/22/16)
PF:	5 vs. Arkansas State (11/27/16)
Assists:	2 twice (Last vs. Arkansas State (11/27/16))
TO:	2 vs. Arkansas State (11/27/16)
Blocks:	N/A
Steals:	1 twice (Last vs. UNI, 11/15/16)
Min:	19 vs. Arkansas State (11/27/16)

Year	GP-GS	Min/Avg	Total		3-Point		FT-FTA		Rebounds		PF-FO		TO		Blk Stl		Pts/Avg
			FG-FGA	Pct	FG-FGA	Pct	Pct	Off-Def	Tot	Avg	Ast	TO	Blk	Stl			
2016-17	5-0	75/15.0	7-19	.368	7-13	.538	0-0	.000	0-5	5	1.0	13-1	5	4	0	2	21/4.2
TOTAL	5-0	75/15.0	7-19	.368	7-13	.538	0-0	.000	0-5	5	1.0	13-1	5	4	0	2	21/4.2



JADDA BUCKLEY
RJR. • G • 5-8 • Mason City, Iowa

@jdbucks11 Notes

- Earned Big 12 Player of the Week honors on No. 21, 2016 after averaging 21 points and 6.0 assists on the week.
- Recorded double-figures in 45 career games and netted 20+ points in four games in her career.
- Dished five or more assists in 36 career games and one game this season. Dished 10 or more assists in three career games.
- Received a medical redshirt after being sidelined due to a stress injury to her right foot in 2014-15.
- Earned Big 12 Freshman of the Week honors four times in 2013-14.
- The only freshman in the country to shoot .400 from the field, .400 from three and .800 from the free-throw line in 2013-14.
- Four-year letterwinner at Mason City High School
- Knocked down a school record 131 three-pointers.
- Ranked among top-50 players nationally, including No. 39 by JumpOffPlus.com and No. 44 by All-Star Girls Report.
- 2012-13 MaxPreps.com Player of the Year

CAREER HIGHS

Points:.....29 vs. Oklahoma (1/5/14)
FG:.....9 vs. Oklahoma (1/5/14)
FGA:.....15 twice (Last vs. West Virginia (2/10/16))
3FG:.....6 vs. Oklahoma (1/5/14)
3FGA:.....9 vs. Florida State (3/22/14)
FT:.....14 vs. Iowa (12/12/13)
FTA:.....16 vs. Iowa (12/12/13)
OReb:.....2 vs. Auburn (11/30/13)
DReb:.....6 vs. West Virginia (1/15/14)
Reb:.....7 vs. Auburn (11/30/13)
PF:.....5 vs. Kansas State (1/18/14)
Assists:.....12 vs. Texas Tech (3/4/17)
TO:.....8 vs. TCU (1/27/16)
Blocks:.....2 four times (Last vs. TCU (1/27/16))
Steals:.....4 vs. Southern (12/6/15)
Min:.....45 at Oklahoma State (1/20/15)

Year	GP-GS	Min/Avg	Total		3-Point		Rebounds										PF-FO	Ast	TO	Blk	Stl	Pts/Avg
			FG-FGA	Pct	FG-FGA	Pct	FT-FTA	Pct	Off-Def	Tot	Avg	PF-FO	Ast	TO	Blk	Stl						
2013-14	31-28	964/31.1	98-221	.443	39-97	.402	102-116	.879	7-63	70	2.3	58-1	101	61	10	33	337/10.9					
2014-15	9-7	217/24.1	27-63	.429	12-27	.444	19-23	.826	5-20	25	2.8	12-0	21	17	3	8	85/9.4					
2015-16	30-30	1040/34.7	102-288	.354	33-100	.330	106-124	.855	14-64	78	2.6	38-0	179	88	7	30	343/11.4					
2016-17	5-5	146/29.2	23-46	.500	5-14	.357	21-21	1.000	1-8	9	1.8	5-0	32	10	1	3	72/14.4					
TOTAL	75-70	2367/31.6	250-618	.405	89-238	.374	248-284	.873	27-155	182	2.4	113-1	333	176	21	74	837/11.2					



SEANNA JOHNSON
Sr. • G • 5-10 • Brooklyn Park, Minn.

@MuhneyyGen12 Notes

- Ranks 18th in school history with 1,237 career points.
- Became the fastest Cyclone to 500, 600, 700 and 800 career rebounds. She grabbed 500 in 59 career games, which is two faster than Cyclone great Megan Taylor (61). She also grabbed 600 in 68 games, which is seven faster than Taylor and Angie Welle (75). She grabbed 700 in 79 career games, which is six faster than Welle and Chelsea Poppens (85). Lastly, she grabbed 800 in 91 career games, which is four faster than Angie Welle (95).
- Her 845 rebounds rank sixth in school history.
- Recorded a double-double 28 times in her career, which ranks fifth in school history.
- Scored in double figures 68 times and rebounded in double figures 40 times in her career.
- Named the Big 12 Freshman of the Week five times in 2013-14.
- Named to the Cancun Challenge and South Point Shootout All-Tournament teams.
- Started every game of her career.
- Four-year letterwinner at De La Salle High School for her aunt Faith Johnson-Patterson
- Only female player in Minnesota history to earn five all-tournament team honors at state tournament.
- Finished career as three-time state champion (sophomore-senior)
- Two-time Minnesota Basketball Class 3A Player of the Year

CAREER HIGHS

Points:.....28 three times (Last vs. Texas Tech (3/4/16))
FG:.....10 twice (Last at UNI (12/2/15))
FGA:.....22 vs. Drake (11/15/15)
3FG:.....4 twice (Last vs. Texas Tech (3/4/16))
3FGA:.....9 vs. Texas (1/6/15)
FT:.....11 vs. Eastern Washington (11/29/13)
FTA:.....12 vs. Eastern Washington (11/29/13)
OReb:.....7 vs. Drake (11/15/15)
DReb:.....15 vs. UNI (11/15/16)
Reb:.....18 vs. UNI (11/15/16)
PF:.....5 twice (Last at Texas Tech (2/11/15))
Assists:.....7 at Kansas State (12/30/15)
TO:.....10 at Texas Tech (1/17/15)
Blocks:.....3 at Kansas State (12/30/15)
Steals:.....4 vs. Cincinnati (11/23/14)
Min:.....45 at Texas Tech (1/17/15)

Year	GP-GS	Min/Avg	Total		3-Point		Rebounds										PF-FO	Ast	TO	Blk	Stl	Pts/Avg
			FG-FGA	Pct	FG-FGA	Pct	FT-FTA	Pct	Off-Def	Tot	Avg	PF-FO	Ast	TO	Blk	Stl						
2013-14	31-31	990/31.9	112-249	.450	23-66	.348	70-95	.737	91-159	250	8.1	61-1	43	59	6	23	317/10.2					
2014-15	31-31	1060/34.2	127-278	.457	14-46	.304	94-124	.758	75-210	285	9.2	54-1	78	64	11	38	362/11.7					
2015-16	28-28	997/35.6	162-376	.431	29-99	.293	124-160	.775	80-182	262	9.4	50-1	84	85	12	29	477/17.0					
2016-17	5-5	151/30.2	22-49	.449	4-13	.308	33-39	.846	13-35	48	9.6	3-0	13	6	1	7	81/16.2					
TOTAL	95-95	3198/33.7	423-952	.444	70-224	.313	321-418	.768	259-586	845	8.9	168-3	218	214	30	97	1237/13.0					



ADRIANA CAMBER

Fr. • F • 5-10 • Lund, Sweden

Adriana Camber Notes

- Netted six points off 3-of-4 shooting in her debut for the Cyclones.
- Was a member of the Nordic Championship national team in 2013 and 2014 and was named an All-Star.
- Earned All-Star status four times in the Swedish Championship (2012, 2013, 2014, 2016), and won the championship in 2016.
- Was rated a five-star prospect by Blue Star Europe.

CAREER HIGHS

Points:... 6 three times (Last vs. Arkansas State (11/27/16))
FG:..... 3 twice (Last vs. Arkansas State (11/27/16))
FGA:..... 7 vs. Savannah State (11/22/16)
3FG:..... 1 twice (Last vs. Savannah State (11/22/16))
3FGA:..... 6 vs. Savannah State (11/22/16)
FT:..... 1 vs. Savannah State (11/22/16)
FTA:..... 2 vs. Savannah State (11/22/16)
OReb:..... N/A
DReb:..... N/A
Reb:..... N/A
PF:..... 2 twice (Last vs. UNI (11/15/16))
Assists:..... 1 vs. Savannah State (11/22/16)
TO:..... 3 vs. UCSB (11/11/16)
Blocks:..... 1 vs. Arkansas State (11/27/16)
Steals:..... N/A
Min:..... 15 vs. Savannah State (11/22/16)

Year	GP-GS	Min/Avg	Total		3-Point		Rebounds										Pts/Avg
			FG-FGA	Pct	FG-FGA	Pct	FT-FTA	Pct	Off-Def	Tot	Avg	PF-FO	Ast	TO	Blk	Stl	
2016-17	5-0	44/8.8	10-19	.526	2-8	.250	1-2	.500	3-3	6	1.2	5-0	1	6	1	0	23/4.6
TOTAL	5-0	44/8.8	10-19	.526	2-8	.250	1-2	.500	3-3	6	1.2	5-0	1	6	1	0	23/4.6



ALIYAH KONATE

Fr. • F/C • 6-4 • Berlin, Germany

Aliyah Konate Notes

- Was a member of Germany's 3-on-3 national team in the Youth Olympic Games in 2014.
- Competed for the club team ALBA Berlin and has won the Berlin German Championships, East German Championships and the North German Championships the last four years
- Was the first woman from ALBA Berlin to be named to the national team in 2013.
- Scored 48 points in her first game in the WNBL.

CAREER HIGHS

Points:	N/A
FG:	N/A
FGA:	N/A
3FG:	N/A
3FGA:	N/A
FT:	N/A
FTA:	N/A
OReb:	N/A
DReb:	N/A
Reb:	N/A
PF:	N/A
Assists:	N/A
TO:	N/A
Blocks:	N/A
Steals:	N/A
Min:	N/A

[illegible]

**BRIDGET CARLETON**

So. • G • 6-1 • Chatham, Ontario, Canada

@bridgearceton Notes

- Was the only freshmen to earn honorable mention All-Big 12.
- Named Big 12 Freshman of the Week five times.
- Grabbed double-doubles in six career games as a Cyclone.
- Netted six 3-pointers in the first half vs. UAPB.
- Broke Bry Fernstrom's school record for most points in a career debut by a freshman with 28 points vs. Hampton. Also grabbed 11 rebounds for her first career double-double.
- Competed for Canada Basketball on their U16, U17, U18 and U19 teams and was the captain and a starter on the U19 Women's National Team where she averaged 12.3 points in 27 international games.
- Ranked the top recruit in Canada.
- A native of Chatham, Ontario, Canada who played high school basketball at John McGregor Secondary school.
- Won the LKSSAA badminton title in girls doubles.

CAREER HIGHS

Points: 28 vs. Hampton (11/13/15)
 FG: 10 vs. Hampton (11/13/15)
 FGA: 21 vs. Drake (11/20/16)
 3FG: 6 vs. UAPB (12/13/15)
 3FGA: 15 vs. Drake (11/20/16)
 FT: 8 vs. TCU (1/27/16)
 FTA: 12 vs. TCU (1/27/16)
 OReb: 5 vs. TCU (2/13/16)
 DReb: 14 vs. TCU (2/13/16)
 Reb: 19 vs. TCU (2/13/16)
 PF: 5 vs. Oklahoma (1/30/16)
 Assists: 4 four times (Last vs. Kansas State (2/25/16))
 TO: 4 vs. Texas State (11/26/15)
 Blocks: 4 vs. Iowa (12/11/15)
 Steals: 5 vs. Texas Tech (3/4/16)
 Min: 42 at Oklahoma State (1/20/16)

			Total		3-Point				Rebounds									
Year	GP-GS	Min/Avg	FG-FGA	Pct	FG-FGA	Pct	FT-FTA	Pct	Off-Def	Tot	Avg	PF-FO	Ast	TO	Blk	Stl	Pts/Avg	
2015-16	27-25	912/33.8	103-306	.337	55-167	.329	62-77	.805	46-136	182	6.7	54-1	47	44	21	25	323/12.0	
2016-17	5-5	133/26.6	21-56	.375	12-32	.375	10-13	.769	6-15	21	4.2	11-0	6	7	4	4	64/12.8	
TOTAL	32-30	1045/32.7	124-362	.343	67-199	.337	72-90	.800	52-151	203	6.3	65-1	53	51	25	29	387/12.1	

**TEETEE STARKS**

Rfr. • G • 5-9 • Brooklyn Park, Minn.

@teeteeestarks Notes

- Underwent knee surgery to repair articular cartilage damage to her left knee. Received a medical redshirt her freshman year.
- Scored 11 points in her first career game as a Cyclone.
- Won four state championships with Hopkins High School.
- Played AAU basketball for North Tartan, playing with junior guard Seanna Johnson.
- Rated the top prospect in the state of Minnesota and a top-40 prospect by ProspectsNation.com.

CAREER HIGHS

Points: 11 vs. Hampton (11/13/15)
 FG: 5 vs. Hampton (11/13/15)
 FGA: 7 vs. Hampton (11/13/15)
 3FG: N/A
 3FGA: 3 vs. Idaho (11/28/15)
 FT: 3 vs. UAPB (12/13/15)
 FTA: 4 twice (Last vs. UAPB (12/13/15))
 OReb: 7 vs. Drake (11/20/16)
 DReb: 3 three times (Last vs. Drake (11/20/16))
 Reb: 10 vs. Drake (11/20/16)
 PF: 4 at UNI (12/2/15)
 Assists: 5 vs. Texas State (11/26/15)
 TO: 4 vs. Duke (11/27/15)
 Blocks: 2 vs. Arkansas State (11/27/16)
 Steals: 4 twice (Last vs. Arkansas State (11/27/16))
 Min: 29 vs. Idaho (11/28/15)

		Total			3-Point		Rebounds										
Year	GP-GS	Min/Avg	FG-FGA	Pct	FG-FGA	Pct	FT-FTA	Pct	Off-Def	Tot	Avg	PF-FO	Ast	TO	Blk	Stl	Pts/Avg
2015-16	9-5	203/22.6	20-45	.444	0-7	.000	9-14	.643	14-16	30	3.3	14-0	21	16	1	7	49/5.4
2016-17	5-5	110/22.0	5-17	.294	1-4	.250	8-14	.571	13-16	29	5.8	9-1	9	6	2	12	19/3.8
TOTAL	14-10	313/22.4	25-62	.403	1-11	.091	17-28	.607	27-32	59	4.2	23-1	30	22	3	19	68/4.9

**LEXI ALBRECHT**

Sr. • G • 5-10 • Carroll, Iowa

@LexiAlbrecht Notes

- Appeared in 38 games in her career netting 40 points.
- Netted a career-high six points off 2-of-4 shooting from long range against Howard.
- Four-year letterwinner at Carroll Kuemper High School
- Averaged 16.8 points, 5.2 rebounds and 4.8 assists as a senior

CAREER HIGHS

Points:.....6 vs. Howard (12/29/14)
FG:.....2 vs. Howard (12/29/14)
FGA:.....5 vs. Savannah State (11/22/16)
3FG:.....2 vs. Howard (12/29/14)
3FGA:.....5 vs. Savannah State (11/22/16)
FT:.....2 vs. Alcorn State (12/20/15)
FTA:.....2 (Last at Oklahoma (2/27/16))
OReb:.....N/A
DReb:.....2 vs. E. Washington (11/29/13)
Reb:.....2 vs. E. Washington (11/29/13)
PF:.....1 twice (Last vs. Kansas State (2/25/16))
Assists:.....2 vs. Alcorn State (12/20/15)
TO:.....1 at TCU (1/2/14)
Blocks:.....N/A
Steals:.....1 vs. UCSB (11/11/16)
Min:.....21 at Oklahoma (2/27/16)

Year	GP-GS	Min/Avg	Total		3-Point		FT-FTA	Pct	Rebounds		PF-FO	Ast	TO	Blk	Stl	Pts/Avg
			FG-FGA	Pct	FG-FGA	Pct			Off-Def	Tot						
2013-14	12-0	52/4.3	5-12	.417	5-12	.417	0-0	.000	1-4	5	0.4	1-0	3	5	0	15/1.3
2014-15	8-0	27/3.4	2-6	.333	2-6	.333	0-0	.000	0-2	2	0.3	1-0	1	0	0	6/0.8
2015-16	15-0	89/5.9	4-15	.267	4-15	.267	2-4	.500	1-3	4	0.3	1-0	3	6	1	14/0.9
2016-17	3-0	26/8.7	2-7	.286	1-6	.167	0-0	.000	0-1	1	0.3	0-0	2	1	0	5/1.7
TOTAL	38-0	194/5.1	13-40	.325	12-39	.308	2-4	.500	2-10	12	0.3	3-0	9	12	1	40/1.1

**CLAIRE RICKETTS**

RSo. • F • 6-3 • Parker, Texas

@Claire_Ricketts Notes

- Totaled career highs with seven points and 11 rebounds against Southern in 15 minutes of action.
- Suffered a fractured wrist against USC Upstate and redshirted the 2014-15 season.
- Four-year letterwinner at John Paul II High School in Plano, Texas.
- All-time leading rebounder (807) and second-leading scorer (1,207) in school history.
- Led her team to four-straight Final Four's with a state championship her junior season.
- McDonald's All-America nominee.

CAREER HIGHS

Points:.....7 vs. Southern (12/6/15)
FG:.....3 vs. Alcorn State (12/20/15)
FGA:.....5 vs. Southern (12/6/15)
3FG:.....N/A
3FGA:.....N/A
FT:.....3 vs. Southern (12/6/15)
FTA:.....6 vs. Southern (12/6/15)
OReb:.....5 vs. Southern (12/6/15)
DReb:.....6 (Last vs. Savannah State (11/22/16))
Reb:.....11 vs. Southern (12/6/15)
PF:.....5 at Texas (1/6/15)
Assists:.....1 twice (Last vs. Southern (12/6/15))
TO:.....3 vs. USC Upstate (11/16/14)
Blocks:.....2 vs. Arkansas State (11/27/16)
Steals:.....2 vs. UAPB (12/13/15)
Min:.....21 vs. UAPB (12/13/15)

Year	GP-GS	Min/Avg	Total		3-Point		FT-FTA	Pct	Rebounds		PF-FO	Ast	TO	Blk	Stl	Pts/Avg
			FG-FGA	Pct	FG-FGA	Pct			Off-Def	Tot						
2014-15	3-0	23/7.7	3-4	.750	0-0	.000	1-3	.333	0-4	4	1.3	7-0	0	4	1	7/2.3
2015-16	28-0	224/8.0	17-39	.436	0-1	.000	8-18	.444	25-34	59	2.1	30-1	4	15	9	42/1.5
2016-17	4-0	36/9.0	2-4	.500	0-0	.000	2-2	1.000	0-8	8	2.0	6-0	4	6	2	6/1.5

**MEREDITH BURKHALL**

So. • F • 6-3 • Urbandale, Iowa

@MereBurkhal32 Notes

- Scored a career-high 19 points off 7-of-12 shooting against Texas Tech in 2015-16.
- Earned her first Big 12 Freshman of the Week award after two double-figure scoring games vs. UNI and Southern.
- Started her first two career games as a Cyclone.
- Averaged 16.0 points throughout her high school career at Roosevelt and grabbed school records in points (1,422) and rebounds (755).
- She averaged a double-double her senior year with 20.4 points and 11.4 rebounds.
- Rated the top prospect out of the state of Iowa and was 45th nationally on ProspectsNation.com.

CAREER HIGHS

Points:..... 19 vs. Texas Tech (2/17/16)
FG:..... 9 vs. Southern (12/6/15)
FGA:..... 16 vs. Baylor 2/20/16
3FG:..... 1 vs. Baylor (1/23/16)
3FGA:..... 2 vs. Baylor (1/23/16)
FT:..... 6 vs. Arkansas State (11/27/16)
FTA:..... 7 vs. Arkansas State (11/27/16)
OReb:..... 6 vs. Drake (11/20/16)
DReb:..... 10 at Kansas (2/2/16)
Reb:..... 12 at Kansas (2/2/16)
PF:..... 5 vs. TCU (2/13/16)
Assists:..... 1 twice (Last vs. Oklahoma (1/30/16))
TO:..... 3 twice (Last vs. Texas Tech (3/4/16))
Blocks:..... 5 vs. Alcorn State (12/20/15)
Steals:..... 3 vs. UAPB (12/13/15)
Min:..... 36 at Texas Tech (1/17/15)

		Total			3-Point		Rebounds										
Year	GP-GS	Min/Avg	FG-FGA	Pct	FG-FGA	Pct	FT-FTA	Pct	Off-Def	Tot	Avg	PF-FO	Ast	TO	Blk	Stl	Pts/Avg
2015-16	30-18	679/22.6	106-244	.434	1-6	.167	39-61	.639	51-86	137	4.6	65-1	11	28	22	18	252/8.4
2016-17	5-5	112/22.4	21-44	.477	0-0	.000	8-10	.800	15-21	36	7.2	13-0	1	0	4	3	50/10.0
TOTAL	35-23	791/22.6	127-288	.441	1-6	.167	47-71	.662	66-107	173	4.9	78-1	12	28	26	21	302/8.6

**JORDAN JENSEN**

Sr. • F • 6-2 • Gilbert, Arizona

@jorddddash Notes

- Played in 37 games in her career for an average of 3.5 minutes per game.
- Made her debut as a Cyclone against Carthage after battling a knee injury out of high school.
- Three-year letterwinner at Mountain View High School.
- Missed her senior season while rehabbing a knee injury.
- Averaged 11.2 points and 7.2 rebounds as a junior in high school, scoring in double figures in 15 games.

CAREER HIGHS

Points:..... 4 vs. Alcorn State (12/20/15)
FG:..... 1 seven times (Last vs. Savannah State (11/22/16))
FGA:..... 3 vs. Arkansas State (11/27/16)
3FG:..... N/A
3FGA:..... 1 vs. Southern (12/6/15)
FT:..... 2 twice (Last vs. Alcorn State (12/20/15))
FTA:..... 2 four times (Last vs. Alcorn State (12/20/15))
OReb:..... 1 twice (Last vs. Howard (12/29/14))
DReb:..... 3 vs. Alcorn State (12/20/15)
Reb:..... 3 twice (Last vs. Alcorn State (12/20/15))
PF:..... 2 vs. UAPB (12/14/14)
Assists:..... 1 twice (Last vs. Alcorn State (12/20/15))
TO:..... 2 vs. North Dakota (11/10/13)
Blocks:..... N/A
Steals:..... 1 at Oklahoma (2/27/16)
Min:..... 10 vs. Savannah State (11/22/16)

			Total		3-Point		Rebounds											
Year	GP-GS	Min/Avg	FG-FGA	Pct	FG-FGA	Pct	FT-FTA	Pct	Off-Def	Tot	Avg	PF-FO	Ast	TO	Blk	Stl	Pts/Avg	
2013-14	11-0	30/2.7	2-3	.667	0-0	.000	2-4	.500	1-2	3	0.3	1-0	0	4	0	0	6/0.5	
2014-15	7-0	19/2.7	1-1	1.000	0-0	.000	2-2	1.000	1-6	7	1.0	4-0	2	2	0	0	4/0.6	
2015-16	12-0	43/3.6	4-7	.571	0-2	.000	2-3	.667	2-7	9	0.8	8-0	2	0	0	1	10/0.8	
2016-17	3-0	23/7.7	2-4	.500	0-0	.000	0-0	.000	1-4	5	1.7	1-0	1	0	0	0	4/1.3	
TOTAL	33-0	115/3.5	9-15	.600	0-2	.000	6-9	.667	5-19	24	0.7	14-0	5	6	0	1	24/0.7	

RADIO/TV CHART



2 • Sofija Živaljević
Jha-vall-ah-VICH
5-9 - Fr. - G
Podgorica, Montenegro
Zkk Buduconost Bemaz



3 • Emily Durr
6-0 - Jr. - G
Utica, N.Y.
Notre Dame HS



4 • Heather Bowe
6-0 - RSr. - F
bo-VEE
Eau Claire, Wis.
Vanderbilt



10 • Nia Washington
NEE-YAH
5-7 - Fr. - G
Stafford, Va.
Riverdale Baptist



11 • Jadda Buckley
JAY-duh
5-8 - RJr. - G
Mason City, Iowa
Mason City



12 • Seanna Johnson
SHAW-nah
5-10 - Sr. - G
Brooklyn Park, Minn.
De La Salle



13 • Adriana Camber
CAME-burr
5-10 - Fr. - F
Lund, Sweden
Katedralskolan Lund



14 • Aliyah Konate
CONE-ott-TAY
6-4 - Fr. - F/C
Berlin, Germany
Mildred Harnack



21 • Bridget Carleton
6-1 - So. - G
Chatham, Ontario, Canada
John McGregor Secondary




22 • TeeTee Starks
5-9 - RFr. - G
Brooklyn Park, Minn.
Hopkins



25 • Lexi Albrecht
All-BRIGHT
5-10 - Sr. - G
Carroll, Iowa
Carroll Kuemper



30 • Claire Ricketts
6-3 - RSo. - G
Parker, Texas
John Paul II



32 • Meredith Burkhall
6-3 - So. - F
Urbandale, Iowa
Roosevelt



35 • Jordan Jensen
6-2 - Sr. - F
Gilbert, Ariz.
Mountain View




Bill Fennelly
FEN-lee
Head Coach
22nd Season at ISU
William Penn '79




Jodi Steyer
STY-er
Associate Head Coach
15th Season at ISU
Colorado State '89



Latoja Schaben
la-TOY-ah
Assistant Coach
20th Season at ISU
Toledo '94



Billy Fennelly
FEN-lee
Assistant Coach
Seventh Season at ISU
Iowa State '07



Josh Carper
Director of Basketball
Operations
Ninth Season at ISU
Iowa State '07



Cassandra Baier
Strength and Conditioning/
Women's Basketball
First Season at ISU
Slippery Rock '07



Adam Urness
Coord. of Player Development
1st Season at ISU
Simpson '12

2016-17 Cyclone Basketball
Iowa State Combined Team Statistics (as of Nov 27, 2016)
All games

RECORD:	OVERALL	HOME	AWAY	NEUTRAL
ALL GAMES	5-0	5-0	0-0	0-0
CONFERENCE	0-0	0-0	0-0	0-0
NON-CONFERENCE	5-0	5-0	0-0	0-0

#	Player	gp-gs	min	avg	Total		3-Point		F-Throw		Rebounds				pf	dq	a	to	blk	stl	pts	avg
					fg-fga	fg%	3fg-fga	3fg%	ft-fa	ft%	off	def	tot	avg								
12	Johnson, Seanna	5-5	151	30.2	22-49	.449	4-13	.308	33-39	.846	13	35	48	9.6	3	0	13	6	1	7	81	16.2
11	Buckley, Jadda	5-5	146	29.2	23-46	.500	5-14	.357	21-21	1.000	1	8	9	1.8	5	0	32	10	1	3	72	14.4
21	Carleton, Bridget	5-5	133	26.6	21-56	.375	12-32	.375	10-13	.769	6	15	21	4.2	11	0	6	7	4	4	64	12.8
32	Burkhall, Meredith	5-5	112	22.4	21-44	.477	0-0	.000	8-10	.800	15	21	36	7.2	13	0	1	0	4	3	50	10.0
03	Durr, Emily	5-0	84	16.8	14-28	.500	9-19	.474	3-3	1.000	1	7	8	1.6	5	0	5	5	5	3	40	8.0
04	Bowe, Heather	3-0	48	16.0	7-18	.389	1-3	.333	5-6	.833	6	6	12	4.0	6	0	3	1	2	11	20	6.7
13	Camber, Adriana	5-0	44	8.8	10-19	.526	2-8	.250	1-2	.500	3	3	6	1.2	5	0	1	6	1	0	23	4.6
10	Washington, Nia	5-0	75	15.0	7-19	.368	7-13	.538	0-0	.000	0	5	5	1.0	13	1	5	4	0	2	21	4.2
22	Starks, TeeTee	5-5	110	22.0	5-17	.294	1-4	.250	8-14	.571	13	16	29	5.8	9	1	9	6	2	12	19	3.8
25	Albrecht, Lexi	3-0	26	8.7	2-7	.286	1-6	.167	0-0	.000	0	1	1	0.3	0	0	2	1	0	1	5	1.7
30	Ricketts, Claire	4-0	36	9.0	2-4	.500	0-0	.000	2-2	1.000	0	8	8	2.0	6	0	4	6	2	0	6	1.5
35	Jensen, Jordan	3-0	23	7.7	2-4	.500	0-0	.000	0-0	.000	1	4	5	1.7	1	0	1	0	0	0	4	1.3
02	Zivaljevic, Sofija	3-0	12	4.0	1-4	.250	0-3	.000	0-0	.000	0	0	0	0.0	3	0	2	2	0	0	2	0.7
	Team										10	7	17				1					
	Total.....	5	1000		137-315	.435	42-115	.365	91-110	.827	69	136	205	41.0	80	2	84	55	22	46	407	81.4
	Opponents.....	5	1000		107-288	.372	30-113	.265	55-77	.714	49	115	164	32.8	97	2	59	80	23	22	299	59.8

TEAM STATISTICS	ISU	OPP	Date	Opponent	Score	Att.
SCORING	407	299	11-11-16	UCSB	w 77-60	10684
Points per game	81.4	59.8	11-15-16	NORTHERN IOWA	w 76-68	10063
Scoring margin	+21.6	-	11-20-16	DRAKE	w 75-67	6790
FIELD GOALS-ATT	137-315	107-288	11-22-16	SAVANNAH STATE	w 74-51	6307
Field goal pct	.435	.372	11-27-16	ARKANSAS STATE	w 105-53	6398
3 POINT FG-ATT	42-115	30-113	* - Conference game			
3-point FG pct	.365	.265				
3-pt FG made per game	8.4	6.0				
FREE THROWS-ATT	91-110	55-77				
Free throw pct	.827	.714				
F-Throws made per game	18.2	11.0				
REBOUNDS	205	164				
Rebounds per game	41.0	32.8				
Rebounding margin	+8.2	-				
ASSISTS	84	59				
Assists per game	16.8	11.8				
TURNOVERS	55	80				
Turnovers per game	11.0	16.0				
Turnover margin	+5.0	-				
Assist/turnover ratio	1.5	0.7				
STEALS	46	22				
Steals per game	9.2	4.4				
BLOCKS	22	23				
Blocks per game	4.4	4.6				
ATTENDANCE	40242	0				
Home games-Avg/Game	5-8048	0-0				
Neutral site-Avg/Game	-	0-0				

Score by Periods	1st	2nd	3rd	4th	Totals
Iowa State	96	101	112	98	407
Opponents	63	70	78	88	299

MISSISSIPPI STATE BASKETBALL
Mississippi State Combined Team Statistics (as of Nov 27, 2016)
All games

RECORD:	OVERALL	HOME	AWAY	NEUTRAL
ALL GAMES	7-0	1-0	2-0	4-0
CONFERENCE	0-0	0-0	0-0	0-0
NON-CONFERENCE	7-0	1-0	2-0	4-0

#	Player	gp-gs	min	avg	Total		3-Point		F-Throw		Rebounds											
					fg-fga	fg%	3fg-fga	3fg%	ft-fa	ft%	off	def	tot	avg	pf	dq	a	to	blk	stl	pts	avg
35	Victoria Vivians	7-7	163	23.3	40-94	.426	12-35	.343	9-11	.818	2	15	17	2.4	17	1	6	11	0	8	101	14.4
02	Morgan William	7-7	171	24.4	20-40	.500	1-9	.111	30-34	.882	5	11	16	2.3	11	0	26	13	0	14	71	10.1
11	Roshunda Johnson	7-0	86	12.3	22-40	.550	13-27	.481	11-12	.917	3	5	8	1.1	6	0	6	6	0	7	68	9.7
45	Chinwe Okorie	7-7	152	21.7	26-48	.542	0-0	.000	15-33	.455	28	20	48	6.9	18	1	1	8	2	3	67	9.6
00	Dominique Dillingham	7-7	186	26.6	20-41	.488	6-11	.545	9-10	.900	8	12	20	2.9	14	0	14	6	0	11	55	7.9
15	Teaira McCowan	7-0	109	15.6	23-46	.500	0-0	.000	4-12	.333	18	23	41	5.9	18	1	2	8	7	5	50	7.1
03	Breanna Richardson	7-7	118	16.9	15-29	.517	0-0	.000	9-11	.818	12	14	26	3.7	18	0	7	13	2	4	39	5.6
12	Jacaira Allen	6-0	54	9.0	14-24	.583	0-1	.000	2-2	1.000	6	3	9	1.5	4	0	3	6	0	2	30	5.0
04	Ameshya Williams	5-0	34	6.8	5-18	.278	0-0	.000	10-12	.833	11	7	18	3.6	6	0	0	3	2	2	20	4.0
10	Jazzmun Holmes	7-0	101	14.4	9-18	.500	1-2	.500	4-8	.500	3	9	12	1.7	11	0	23	8	1	6	23	3.3
01	Blair Schaefer	7-0	84	12.0	6-23	.261	4-14	.286	6-7	.857	0	8	8	1.1	6	0	3	6	0	5	22	3.1
13	Ketara Chapel	7-0	135	19.3	8-18	.444	0-0	.000	3-4	.750	12	7	19	2.7	8	0	11	9	3	4	19	2.7
25	Zion Campbell	4-0	7	1.8	2-2	1.000	0-0	.000	0-0	.000	1	1	2	0.5	1	0	0	0	0	0	4	1.0
	Team										13	12	25		1			1				
	Total.....	7	1400		210-441	.476	37-99	.374	112-156	.718	122	147	269	38.4	139	3	102	98	17	71	569	81.3
	Opponents.....	7	1401		140-345	.406	18-94	.191	79-105	.752	61	127	188	26.9	162	-	61	159	13	40	377	53.9

TEAM STATISTICS	MS	OPP	Date	Opponent	Score	Att.
SCORING	569	377	!	11/11/16 vs Villanova	w 108-62	2416
Points per game	81.3	53.9	!	11/12/16 at Maine	w 87-43	2182
Scoring margin	+27.4	-	&	11/16/16 vs Tulane	w 66-49	1724
FIELD GOALS-ATT	210-441	140-345		11/20/16 TEXAS	w 79-68	7764
Field goal pct	.476	.406	^	11/25/16 vs Oregon	w 75-63	5838
3 POINT FG-ATT	37-99	18-94	^	11/26/16 vs San Jose State	w 88-51	2042
3-point FG pct	.374	.191		11/27/16 at Hawaii	w 66-41	0
3-pt FG made per game	5.3	2.6	! = Maine Tipoff Tournament (Bangor, Maine) & = Biloxi, Miss. (Miss. Coast Coliseum) ^ = Rainbow Wahine Showdown (Honolulu, Hawaii) * = Conference game			
FREE THROWS-ATT	112-156	79-105				
Free throw pct	.718	.752				
F-Throws made per game	16.0	11.3				
REBOUNDS	269	188				
Rebounds per game	38.4	26.9				
Rebounding margin	+11.6	-				
ASSISTS	102	61				
Assists per game	14.6	8.7				
TURNOVERS	98	159				
Turnovers per game	14.0	22.7				
Turnover margin	+8.7	-				
Assist/turnover ratio	1.0	0.4				
STEALS	71	40				
Steals per game	10.1	5.7				
BLOCKS	17	13				
Blocks per game	2.4	1.9				
ATTENDANCE	7764	14202				
Home games-Avg/Game	1-7764	2-1091				
Neutral site-Avg/Game	-	4-3005				

Score by Periods	1st	2nd	3rd	4th	Totals
Mississippi State	134	155	127	153	569
Opponents	90	71	108	108	377

2016-17 Cyclone Basketball
Iowa State Team Game-by-Game Comparison (as of Nov 27, 2016)
All games

Opponent	1st	2nd	Score	Mar	Total FG	FG Pct	3-Pointers	3FG Pct	Free Throws	FT Pct	Rebounds	Assist	T/Over	Block	Steal	Fouls
UCSB	45/29	32/31	77-60	+17	30-62/18-47	.484/.383	3-8/7-21	.375/.333	14-16/17-23	.875/.739	36/28 +8	15/13	15/24	6/5	15/6	21/21
NORTHERN IOWA	34/30	42/38	76-68	+8	23-56/24-61	.411/.393	6-17/7-29	.353/.241	24-28/13-16	.857/.813	39/35 +4	11/14	11/13	6/6	6/2	20/20
DRAKE	31/34	44/33	75-67	+8	22-67/26-60	.328/.433	10-31/7-32	.323/.219	21-28/8-10	.750/.800	42/40 +2	13/15	7/13	0/3	9/4	10/24
SAVANNAH STATE	37/12	37/39	74-51	+23	23-62/19-50	.371/.380	11-36/5-18	.306/.278	17-21/8-11	.810/.727	42/27 +15	21/10	8/15	2/6	6/4	9/14
ARKANSAS STATE	50/28	55/25	105-53	+52	39-68/20-70	.574/.286	12-23/4-13	.522/.308	15-17/9-17	.882/.529	46/34 +12	24/7	14/15	8/3	10/6	20/18

Note: Game totals are displayed in the format TEAM/OPPONENT for each category

2016-17 Cyclone Basketball
Iowa State Points-Rebounds-Assists (as of Nov 27, 2016)
All games

Opponent	Date	Score		02 ZIVALJEVIC	03 DURR,EMILY	04 BOWE,HEATH	10 WASHINGTON	11 BUCKLEY,JA	12 JOHNSON,SE	13 CAMBER,ADR
UCSB	11-11-16	77-60	w	0-0-0	3-1-0	12-8-2	0-1-2	12-2-4	16-7-3	6-0-0
NORTHERN IOWA	11-15-16	76-68	w	DNP	2-1-1	8-2-1	0-1-0	25-1-5	15-18-1	5-0-0
DRAKE	11-20-16	75-67	w	DNP	11-3-1	0-2-0	3-0-1	17-3-7	16-6-3	0-0-0
SAVANNAH STATE	11-22-16	74-51	w	0-0-2	6-2-0	DNP	9-2-0	4-1-7	16-8-3	6-1-1
ARKANSAS STATE	11-27-16	105-53	w	2-0-0	18-1-3	DNP	9-1-2	14-2-9	18-9-3	6-5-0

Opponent	Date	Score		21 CARLETON,B	22 STARKS,TEE	25 ALBRECHT,L	30 RICKETTS,C	32 BURKHALL,M	35 JENSEN,JOR
UCSB	11-11-16	77-60	w	12-3-1	2-4-2	0-0-0	0-0-1	14-4-0	0-2-0
NORTHERN IOWA	11-15-16	76-68	w	14-3-1	3-6-1	DNP	0-0-0	4-3-1	DNP
DRAKE	11-20-16	75-67	w	19-5-0	3-10-1	DNP	DNP	6-11-0	DNP
SAVANNAH STATE	11-22-16	74-51	w	11-5-2	8-5-2	0-0-1	4-6-2	8-7-0	2-2-1
ARKANSAS STATE	11-27-16	105-53	w	8-5-2	3-4-3	5-1-1	2-2-1	18-11-0	2-1-0

Iowa State Women's Basketball • NCAA Appearances: '97, '98, '99, '00, '01, '02, '05, '07, '08, '09, '10, '11, '12, '13, '14, '15

CYCLONE SEASON BOX SCORES

Official Basketball Box Score -- Game Totals -- Final Statistics
UCSB vs Iowa State
11-11-16 12:05 p.m. at Hilton Coliseum - Ames, Iowa

UCSB 60 • 0-1

#	Player	Total			3-Ptr			Rebounds			PF	TP	A	TO	Bk	Stl	Min
		FG-FGA	FG-FGA	FT-FTA	FG-FGA	FG-FGA	FT-FTA	Off	Def	Tot							
05	Roper, Makala	-	3-6	2-4	0-2	0	1	1	3	8	3	5	1	0	26		
10	Jeimerigbe, Onome	-	4-9	3-5	5-5	0	0	0	1	16	3	3	0	0	23		
13	Edelman, Drew	-	3-6	0-0	0-2	4	2	6	2	6	0	4	1	1	25		
21	Durr, Chaya	-	2-3	0-1	0-1	0	6	6	4	4	0	3	0	0	15		
23	Miller, Coco	-	0-2	0-1	3-3	1	2	3	3	3	0	0	0	1	33		
01	Toler, Drea	-	2-10	0-3	5-6	0	2	2	3	9	6	5	0	4	27		
11	Porter, Sarah	-	3-7	2-6	2-2	0	1	1	3	10	0	3	0	0	21		
24	Farris, Taylor	-	0-3	0-1	0-0	1	2	3	1	0	1	1	1	0	16		
25	Newton, Je Zhe	-	1-1	0-0	2-2	1	2	3	1	4	0	0	2	0	14		
Team						2	1	3									
Totals			18-47	7-21	17-23	9	19	28	21	60	13	24	5	6	200		
1st FG %:		4-10	40.0%	2nd: 4-12	33.3%	3rd: 4-13	30.8%	4th: 6-12	50.0%	Game: 18-47	38.3%	Deadball					
3FG %:		2-7	28.6%	1-6	16.7%	1-3	33.3%	3-6	50.0%	7-21	33.3%	Rebounds					
FT %:		5-8	62.5%	5-5	100.0%	0-1	0.0%	7-9	77.8%	17-23	73.9%	2,1					

Iowa State 77 • 1-0

#	Player	Total			3-Ptr			Rebounds			PF	TP	A	TO	Bk	Stl	Min
		FG-FGA	FG-FGA	FT-FTA	FG-FGA	FG-FGA	FT-FTA	Off	Def	Tot							
11	Buckley, Jadda	-	4-9	1-2	3-3	0	2	2	1	12	4	3	1	1	26		
12	Johnson, Seanna	-	5-10	0-1	6-8	2	5	7	1	16	3	1	0	1	30		
21	Carleton, Bridget	-	5-8	1-3	1-1	1	2	3	2	12	1	2	0	0	27		
22	Starks, TeeTee	-	0-2	0-0	2-2	1	3	4	1	2	2	2	0	4	22		
32	Burkhal, Meredith	-	7-11	0-0	0-0	0	4	4	4	14	0	0	3	0	16		
02	Zivaljevic, Sofija	-	0-0	0-0	0-0	0	0	0	1	0	0	0	0	0	2		
03	Durr, Emily	-	1-2	1-1	0-0	0	1	1	2	3	0	2	2	0	12		
04	Bowe, Heather	-	5-13	0-1	2-2	6	2	8	2	12	2	0	0	7	19		
10	Washington, Nia	-	0-3	0-0	0-0	0	1	1	3	0	2	0	0	1	18		
13	Camber, Adriana	-	3-4	0-0	0-0	0	0	0	2	6	0	3	0	0	9		
25	Albrecht, Lexi	-	0-0	0-0	0-0	0	0	0	0	0	0	0	0	1	6		
30	Ricketts, Claire	-	0-0	0-0	0-0	0	0	0	2	0	1	2	0	0	8		
35	Jensen, Jordan	-	0-0	0-0	0-0	0	2	2	0	0	0	0	0	0	5		
Team						3	1	4									
Totals			30-62	3-8	14-16	13	23	36	21	77	15	15	6	15	200		
1st FG %:		12-17	70.6%	2nd: 4-16	25.0%	3rd: 6-16	50.0%	4th: 6-13	46.2%	Game: 30-62	48.4%	Deadball					
3FG %:		2-4	50.0%	0-2	0.0%	1-2	50.0%	0-0	0.0%	3-8	37.5%	Rebounds					
FT %:		3-3	100.0%	8-10	80.0%	2-2	100.0%	1-1	100.0%	14-16	87.5%	1,1					

Officials: Metta Roberts, Greg Small, Zac Brost
Technical fouls: UCSB-None. Iowa State-None.
Attendance: 10684

Score by periods	1st	2nd	3rd	4th	Total
UCSB	15	14	9	22	60
Iowa State	29	16	19	13	77

	In	Off	2nd	Fast	Bench
Points	20	17	2	7	23
UCSB	46	26	17	10	21
ISU					

Score tied - 0 times.
Lead changed - 0 times.

Last FG - UCSB 4th-01:12, ISU 4th-00:42.
Largest lead - UCSB None, ISU by 29 4th-06:44.
UCSB led for 00:00, ISU led for 39:41, Game was tied for 00:11.

Official Basketball Box Score -- Game Totals -- Final Statistics
Drake vs Iowa State
11-20-16 6:05 p.m. at Hilton Coliseum - Ames, Iowa

Drake 67 • 1-2

#	Player	Total			3-Ptr			Rebounds			PF	TP	A	TO	Bk	Stl	Min
		FG-FGA	FG-FGA	FT-FTA	FG-FGA	FG-FGA	FT-FTA	Off	Def	Tot							
03	Wendell,Lizzy	-	7-15	1-8	5-6	2	4	6	3	20	4	1	1	2	36		
21	Bachrodt, Sammie	-	7-12	2-6	1-2	2	4	6	4	17	2	2	0	1	29		
22	Ingle, Caitlin	-	7-16	2-6	0-0	1	2	3	3	16	6	3	0	0	33		
24	Carleton, Bridget	-	2-8	1-6	0-0	1	0	1	4	5	0	1	0	0	22		
50	Rhine, Sara	-	3-5	1-3	2-2	3	10	13	1	9	1	1	1	0	29		
12	Rose, Brenni	-	0-1	0-1	0-0	1	0	1	0	0	1	1	0	0	16		
15	Greiner, Paige	-	0-1	0-1	0-0	0	1	1	1	0	1	0	0	0	15		
34	Rush, Cortni	-	0-1	0-1	0-0	0	1	1	4	0	0	0	1	0	8		
40	Mertz, Mya	-	0-1	0-0	0-0	1	6	7	4	0	0	3	1	1	12		
Team						0	1	1									
Totals			26-60	7-32	8-10	11	29	40	24	67	15	13	3	4	200		
1st FG %:		9-17	52.9%	2nd: 5-16	31.3%	3rd: 6-15	53.3%	4th: 4-12	33.3%	Game: 26-60	43.3%	Deadball					
3FG %:		3-7	42.9%	2-12	16.7%	2-6	33.3%	0-7	0.0%	7-32	21.9%	Rebounds					
FT %:		1-2	50.0%	0-0	0.0%	3-4	75.0%	4-4	100.0%	8-10	80.0%	2					

Iowa State 75 • 3-0

#	Player	Total			3-Ptr			Rebounds			PF	TP	A	TO	Bk	Stl	Min
		FG-FGA	FG-FGA	FT-FTA	FG-FGA	FG-FGA	FT-FTA	Off	Def	Tot							
11	Buckley, Jadda	-	5-13	2-4	5-5	1	2	3	1	17	7	1	0	1	34		
12	Johnson, Seanna	-	3-12	1-4	9-10	2	4	6	4	16	3	1	0	2	35		
21	Carleton, Bridget	-	6-21	4-15	3-6	1	4	5	1	19	0	2	0	0	36		
22	Starks, TeeTee	-	1-2	0-0	1-4	7	3	10	2	3	1	1	0	2	23		
32	Burkhal, Meredith	-	3-8	0-0	0-0	6	5	11	3	6	0	0	0	0	27		
03	Durr, Emily	-	3-8	2-6	3-3	0	3	3	1	11	1	0	0	2	20		
04	Bowe, Heather	-	0-1	0-0	0-0	0	2	2	0	0	0	0	0	2	12		
10	Washington, Nia	-	1-2	1-2	0-0	0	0	0	2	3	1	1	0	0	11		
13	Camber, Adriana	-	0-0	0-0	0-0	0	0	0	0	0	0	1	0	0	2		
Team						2	0	2									
Totals			22-67	10-31	21-28	19	23	42	10	75	13	7	0	9	200		
1st FG %:		5-16	31.3%	2nd: 5-18	27.8%	3rd: 5-15	33.3%	4th: 7-18	38.9%	Game: 22-67	32.8%	Deadball					
3FG %:		3-10	30.0%	3-8	37.5%	1-4	25.0%	3-9	33.3%	10-31	32.3%	Rebounds					
FT %:		3-6	50.0%	2-2	100.0%	6-11	72.7%	6-9	88.9%	21-28	75.0%	4					

Officials: Amy Bonner, Doug Knight, Maj Forsberg
Technical fouls: Drake-None. Iowa State-None.
Attendance: 6700
Fouled Out: none

Score by periods	1st	2nd	3rd	4th	Total
Drake	22	12	21	12	67
Iowa State	16	15	19	25	75

	In	Off	2nd	Fast	Bench
Points	30	8	10	0	9
DU	18	23	14	2	14
ISU					

Score tied - 7 times.
Lead changed - 5 times.

Last FG - DU 4th-02:26, ISU 4th-01:35.
Largest lead - DU by 11 2nd-06:14, ISU by 8 4th-00:27.
DU led for 31:16, ISU led for 04:06, Game was tied for 04:37.

Official Basketball Box Score -- Game Totals -- Final Statistics
UNI vs Iowa State
11-15-16 7:05 p.m. at Hilton Coliseum - Ames, Iowa

UNI 68 • 1-1

#	Player		Total		3-Ptr		Rebounds			PF	TP	A	TO	Bk	Stl	Min
			FG-FGA	FG-FGA	FT-FTA	Off	Def	Tot								
02	Weekly, Madison	*	5-13	0-5	5-6	0	3	3	2	15	7	3	0	0	38	
10	Herzberg, Ellie	*	5-13	1-3	1-2	2	1	3	3	12	2	3	1	0	26	
11	Davison, Angie	*	3-6	2-5	4-4	0	2	2	2	12	2	0	2	1	36	
20	Schonhardt, Hannah	*	4-9	2-6	0-0	4	8	12	1	10	1	2	2	0	33	
34	Hagen, Taylor	*	1-6	0-3	0-0	1	2	3	1	2	1	0	0	1	21	
23	Kirkpatrick, Kennedy	*	1-3	0-1	0-0	0	1	1	0	2	0	2	0	0	6	
24	Morgan, Mikaela	*	2-3	1-2	3-4	1	2	3	5	8	0	1	0	0	16	
32	Hillyard, Heidi	*	2-2	0-1	0-0	0	2	2	1	0	1	0	0	0	6	
50	Maahs, Megan	*	3-6	1-3	0-0	1	2	3	5	7	0	2	1	0	18	
	Team		24-61			13-16	10	25	35	20	68	14	13	6	200	
Totals						7-29										
1st - FG %: 2-10		20.0%	2nd: 8-18		42.1%	3rd: 7-15	46.7%	4th: 7-17	41.2%	Game: 24-61		39.3%	Deadball Rebounds 2			
3FG %: 1-6		16.7%	2-8		25.0%	1-3	33.3%	3-12	25.0%	7-29		24.1%				
FT %: 1-1		100%	1-1		100%	2-2	100%	4-4	100%	13-16		81.3%				

CYCLONE SEASON BOX SCORES

Official Basketball Box Score -- Game Totals -- Final Statistics
Arkansas State vs Iowa State
11-27-16 2:05 p.m. at Hilton Coliseum, Ames, Iowa

Arkansas State 53 • 0-5

#	Player	Total			3-Ptr			Rebounds			PF	TP	A	TO	Blk	Stl	Min
		FG-FGA	FG-FGA	FT-FTA	Off	Def	Tot	Off	Def	Tot							
01	Bradshaw, Lauren	-	2-4	0-0	0-0	2	4	6	1	4	0	2	2	1			25
10	Westbrook, Akasha	-	7-15	0-0	6-9	3	3	6	4	20	2	4	0	0			19
13	Fowler, Brittany	-	2-5	1-3	1-2	0	1	1	0	6	0	1	0	1			30
23	Hopkins, Tayton	-	1-6	0-1	0-0	2	2	4	3	2	1	3	0	1			20
25	Oliver, Dominique	-	0-15	0-2	1-2	2	4	6	2	1	2	1	0	1			32
00	Ford, Jada	-	3-9	2-5	0-0	1	1	2	1	8	2	1	0	0			12
02	Taylor, Starr	-	1-3	1-1	0-2	0	0	0	1	3	0	0	0	1			20
03	Warren, Aaliyah	-	0-2	0-0	0-0	0	1	1	0	0	0	0	0	1			6
05	Tennison, Payton	-	0-0	0-0	0-0	0	0	0	0	0	0	1	0	0			3
24	Hopkins, Tahlon	-	4-11	0-1	0-0	1	1	2	4	8	0	0	0	0			21
30	Day, Ebony	-	0-0	0-0	0-0	0	1	1	0	0	0	1	1	0			2
33	Obinabo, Ogo	-	0-0	0-0	0-0	0	1	1	0	0	0	1	0	0			9
00	Heckert, Madison	-	0-0	0-0	1-2	1	0	1	2	1	0	0	0	0			1
Team			20-70	4-13	9-17	14	20	34	18	53	7	15	3	6			200
Totals			20-70	4-13	9-17	14	20	34	18	53	7	15	3	6			200
1st - FG %:		5-20	25.0%	2nd: 6-15	40.0%	3rd: 5-16	31.3%	4th: 4-19	21.1%	Game: 20-70	28.6%	Deadball					
3FG %:		0-2	0.0%	3-4	75.0%	1-4	25.0%	0-3	0.0%	4-13	30.8%	Rebounds					
FT %:		0-0	0.0%	3-6	50.0%	3-4	75.0%	3-7	42.9%	9-17	52.9%	5,1					

Iowa State 105 • 5-0

#	Player	Total			3-Ptr			Rebounds			PF	TP	A	TO	Blk	Stl	Min
		FG-FGA	FG-FGA	FT-FTA	Off	Def	Tot	Off	Def	Tot							
11	Buckley, Jadda	-	5-6	1-2	3-3	0	2	2	2	14	9	1	0	0			21
12	Johnson, Seanna	-	6-11	1-4	5-5	3	6	9	1	18	3	0	0	2			23
21	Carleton, Bridget	-	3-7	2-2	0-0	1	4	5	4	8	2	3	2	3			24
22	Starks, TeeTee	-	1-4	0-2	1-2	0	4	4	0	3	3	1	2	4			21
32	Burkhall, Meredith	-	6-12	0-0	6-7	4	7	11	2	18	0	0	0	0			24
02	Zivaljevic, Sofija	-	1-2	0-1	0-0	0	0	0	2	2	0	1	0	0			5
03	Durr, Emily	-	7-8	4-5	0-0	0	1	1	1	18	3	2	1	1			22
10	Washington, Nia	-	3-5	3-5	0-0	0	1	1	5	9	2	2	0	0			19
13	Camber, Adriana	-	3-6	0-1	0-0	2	3	5	1	6	0	1	1	0			14
25	Albrecht, Lexi	-	2-2	1-1	0-0	0	1	1	0	5	1	1	0	0			8
30	Ricketts, Claire	-	1-2	0-0	0-0	0	2	2	1	2	1	2	2	0			11
35	Jensen, Jordan	-	1-3	0-0	0-0	0	1	1	1	2	0	0	0	0			8
	Team					0	4	4									
Totals			39-68	12-23	15-17	10	36	46	20	105	24	14	8	10			200
1st - FG %:		7-16	43.8%	2nd: 9-16	56.3%	3rd: 13-20	65.0%	4th: 10-16	62.5%	Game: 39-68	57.4%	Deadball					
3FG %:		3-6	50.0%	2-4	50.0%	2-6	33.3%	5-7	71.4%	12-23	52.2%	Rebounds					
FT %:		5-6	100.0%	8-9	88.9%	2-3	66.7%	0-0	0.0%	15-17	88.2%	0,3					

Officials: Laura Morris, Jesse Dickerson, Gina Cross
Technical fouls: Arkansas State-None. Iowa State-None.
Attendance: 6398
Fouled Out: ISU #10 Washington @ 4:44

Score by periods	1st	2nd	3rd	4th	Total
Arkansas State	10	18	14	11	53
Iowa State	22	28	30	25	105

	In	Off	2nd	Fast	
Points	Paint	T/O	Chance	Break	Bench
ASU	20	4	7	0	20
ISU	42	14	17	6	44

Last FG - ASU 4th-02:37. ISU 4th-01:23.
Largest lead - ASU None, ISU by 53 4th-01:23.
ASU led for 00:00. ISU led for 38:00. Game was tied for 02:00.

Score tied - 1 time.
Lead changed - 0 times.

2016-17 Cyclone Basketball
Iowa State Individual Game-by-Game (as of Nov 27, 2016)
All games

#02 Zivaljevic, Sofija

Opponent	Date	gs	min	Total		3-Pointers		Free throws		Rebounds				pf	a	t/o	blk	stl	pts	avg
				fg-fga	pct	3fg-fga	pct	ft-fa	pct	off	def	tot	avg							
UCSB	11-11-16		2	0-0	.000	0-0	.000	0-0	.000	0	0	0	0.0	1	0	0	0	0	0	0.0
SAVANNAH STATE	11-22-16		5	0-2	.000	0-2	.000	0-0	.000	0	0	0	0.0	0	2	1	0	0	0	0.0
ARKANSAS STATE	11-27-16		5	1-2	.500	0-1	.000	0-0	.000	0	0	0	0.0	2	0	1	0	0	2	0.7
Totals		0	12	1-4	.250	0-3	.000	0-0	.000	0	0	0	0.0	3	2	2	0	0	2	0.7

Games played: 3
Minutes/game: 4.0
Points/game: 0.7
FG Pct: 25.0
3FG Pct: 0.0

Assists/game: 0.7
Turnovers/game: 0.7
Assist/turnover ratio: 1.0

#03 Durr, Emily

Opponent	Date	gs	min	Total		3-Pointers		Free throws		Rebounds				pf	a	t/o	blk	stl	pts	avg
				fg-fga	pct	3fg-fga	pct	ft-fa	pct	off	def	tot	avg							
UCSB	11-11-16		12	1-2	.500	1-1	1.000	0-0	.000	0	1	1	1.0	2	0	2	2	0	3	3.0
NORTHERN IOWA	11-15-16		18	1-5	.200	0-3	.000	0-0	.000	0	1	1	1.0	1	1	0	1	0	2	2.5
DRAKE	11-20-16		20	3-8	.375	2-6	.333	3-3	1.000	0	3	3	1.7	1	1	0	0	2	11	5.3
SAVANNAH STATE	11-22-16		12	2-5	.400	2-4	.500	0-0	.000	1	1	2	1.8	0	0	1	1	0	6	5.5
ARKANSAS STATE	11-27-16		22	7-8	.875	4-5	.800	0-0	.000	0	1	1	1.6	1	3	2	1	1	18	8.0
Totals		0	84	14-28	.500	9-19	.474	3-3	1.000	1	7	8	1.6	5	5	5	5	3	40	8.0

Games played: 5
Minutes/game: 16.8
Points/game: 8.0
FG Pct: 50.0
3FG Pct: 47.4
FT Pct: 100.0

Rebounds/game: 1.6
Assists/game: 1.0
Turnovers/game: 1.0
Assist/turnover ratio: 1.0
Steals/game: 0.6
Blocks/game: 1.0

#04 Bowe, Heather

Opponent	Date	gs	min	Total		3-Pointers		Free throws		Rebounds				pf	a	t/o	blk	stl	pts	avg
				fg-fga	pct	3fg-fga	pct	ft-fa	pct	off	def	tot	avg							
UCSB	11-11-16		19	5-13	.385	0-1	.000	2-2	1.000	6	2	8	8.0	2	2	0	0	7	12	12.0
NORTHERN IOWA	11-15-16		17	2-4	.500	1-2	.500	3-4	.750	0	2	2	5.0	4	1	1	2	2	8	10.0
DRAKE	11-20-16		12	0-1	.000	0-0	.000	0-0	.000	0	2	2	4.0	0	0	0	0	2	0	6.7
Totals		0	48	7-18	.389	1-3	.333	5-6	.833	6	6	12	4.0	6	3	1	2	11	20	6.7

Games played: 3
Minutes/game: 16.0
Points/game: 6.7
FG Pct: 38.9
3FG Pct: 33.3
FT Pct: 83.3

Rebounds/game: 4.0
Assists/game: 1.0
Turnovers/game: 0.3
Assist/turnover ratio: 3.0
Steals/game: 3.7
Blocks/game: 0.7

#10 Washington, Nia

Opponent	Date	gs	min	Total		3-Pointers		Free throws		Rebounds				pf	a	t/o	blk	stl	pts	avg
				fg-fga	pct	3fg-fga	pct	ft-fa	pct	off	def	tot	avg							
UCSB	11-11-16		18	0-3	.000	0-0	.000	0-0	.000	0	1	1	1.0	3	2	0	0	1	0	0.0
NORTHERN IOWA	11-15-16		9	0-3	.000	0-2	.000	0-0	.000	0	1	1	1.0	0	0	1	0	1	0	0.0
DRAKE	11-20-16		11	1-2	.500	1-2	.500	0-0	.000	0	0	0	0.7	2	1	1	0	0	3	1.0
SAVANNAH STATE	11-22-16		18	3-6	.500	3-4	.750	0-0	.000	0	2	2	1.0	3	0	0	0	0	9	3.0
ARKANSAS STATE	11-27-16		19	3-5	.600	3-5	.600	0-0	.000	0	1	1	1.0	5	2	2	0	0	9	4.2
Totals		0	75	7-19	.368	7-13	.538	0-0	.000	0	5	5	1.0	13	5	4	0	2	21	4.2

Games played: 5
Minutes/game: 15.0
Points/game: 4.2
FG Pct: 36.8
3FG Pct: 53.8

Rebounds/game: 1.0
Assists/game: 1.0
Turnovers/game: 0.8
Assist/turnover ratio: 1.3
Steals/game: 0.4

2016-17 Cyclone Basketball
Iowa State Individual Game-by-Game (as of Nov 27, 2016)
All games

#11 Buckley, Jadda

Opponent	Date	gs	min	Total		3-Pointers		Free throws		Rebounds				pf	a	t/o	blk	stl	pts	avg	
				fg-fga	pct	3fg-fga	pct	ft-fta	pct	off	def	tot	avg								
UCSB	11-11-16	*	26	4-9	.444	1-2	.500	3-3	1.000	0	2	2	2.0	1	4	3	1	1	12	12.0	
NORTHERN IOWA	11-15-16	*	39	8-12	.667	1-2	.500	8-8	1.000	0	1	1	1.5	1	5	5	0	0	25	18.5	
DRAKE	11-20-16	*	34	5-13	.385	2-4	.500	5-5	1.000	1	2	3	2.0	1	7	1	0	1	17	18.0	
SAVANNAH STATE	11-22-16	*	26	1-6	.167	0-4	.000	2-2	1.000	0	1	1	1.8	0	7	0	0	1	4	14.5	
ARKANSAS STATE	11-27-16	*	21	5-6	.833	1-2	.500	3-3	1.000	0	2	2	1.8	2	9	1	0	0	14	14.4	
Totals			5	146	23-46	.500	5-14	.357	21-21	1.000	1	8	9	1.8	5	32	10	1	3	72	14.4

Games played: 5
Minutes/game: 29.2
Points/game: 14.4
FG Pct: 50.0
3FG Pct: 35.7
FT Pct: 100.0

Rebounds/game: 1.8
Assists/game: 6.4
Turnovers/game: 2.0
Assist/turnover ratio: 3.2
Steals/game: 0.6
Blocks/game: 0.2

#12 Johnson, Seanna

Opponent	Date	gs	min	Total		3-Pointers		Free throws		Rebounds				pf	a	t/o	blk	stl	pts	avg	
				fg-fga	pct	3fg-fga	pct	ft-fta	pct	off	def	tot	avg								
UCSB	11-11-16	*	30	5-10	.500	0-1	.000	6-8	.750	2	5	7	7.0	1	3	1	0	1	16	16.0	
NORTHERN IOWA	11-15-16	*	38	4-9	.444	1-2	.500	6-7	.857	3	15	18	12.5	1	1	3	1	1	15	15.5	
DRAKE	11-20-16	*	35	3-12	.250	1-4	.250	9-10	.900	2	4	6	10.3	0	3	1	0	2	16	15.7	
SAVANNAH STATE	11-22-16	*	25	4-7	.571	1-2	.500	7-9	.778	3	5	8	9.8	0	3	1	0	1	16	15.8	
ARKANSAS STATE	11-27-16	*	23	6-11	.545	1-4	.250	5-5	1.000	3	6	9	9.6	1	3	0	0	2	18	16.2	
Totals			5	151	22-49	.449	4-13	.308	33-39	.846	13	35	48	9.6	3	13	6	1	7	81	16.2

Games played: 5
Minutes/game: 30.2
Points/game: 16.2
FG Pct: 44.9
3FG Pct: 30.8
FT Pct: 84.6

Rebounds/game: 9.6
Assists/game: 2.6
Turnovers/game: 1.2
Assist/turnover ratio: 2.2
Steals/game: 1.4
Blocks/game: 0.2

#13 Camber, Adriana

Opponent	Date	gs	min	Total		3-Pointers		Free throws		Rebounds				pf	a	t/o	blk	stl	pts	avg
				fg-fga	pct	3fg-fga	pct	ft-fta	pct	off	def	tot	avg							
UCSB	11-11-16		9	3-4	.750	0-0	.000	0-0	.000	0	0	0	0.0	2	0	3	0	0	6	6.0
NORTHERN IOWA	11-15-16		4	2-2	1.000	1-1	1.000	0-0	.000	0	0	0	0.0	2	0	0	0	0	5	5.5
DRAKE	11-20-16		2	0-0	.000	0-0	.000	0-0	.000	0	0	0	0.0	0	0	1	0	0	0	3.7
SAVANNAH STATE	11-22-16		15	2-7	.286	1-6	.167	1-2	.500	1	0	1	0.3	0	1	1	0	0	6	4.3
ARKANSAS STATE	11-27-16		14	3-6	.500	0-1	.000	0-0	.000	2	3	5	1.2	1	0	1	1	0	6	4.6
Totals		0	44	10-19	.526	2-8	.250	1-2	.500	3	3	6	1.2	5	1	6	1	0	23	4.6

Games played: 5
Minutes/game: 8.8
Points/game: 4.6
FG Pct: 52.6
3FG Pct: 25.0
FT Pct: 50.0

Rebounds/game: 1.2
Assists/game: 0.2
Turnovers/game: 1.2
Assist/turnover ratio: 0.2
Blocks/game: 0.2

2016-17 Cyclone Basketball
Iowa State Individual Game-by-Game (as of Nov 27, 2016)
All games

#21 Carleton, Bridget

Opponent	Date	gs	min	Total		3-Pointers		Free throws		Rebounds				pf	a	t/o	blk	stl	pts	avg	
				fg-fga	pct	3fg-fga	pct	ft-fta	pct	off	def	tot	avg								
UCSB	11-11-16	*	27	5-8	.625	1-3	.333	1-1	1.000	1	2	3	3.0	2	1	2	0	0	12	12.0	
NORTHERN IOWA	11-15-16	*	24	3-9	.333	2-4	.500	6-6	1.000	1	2	3	3.0	2	1	0	1	0	14	13.0	
DRAKE	11-20-16	*	36	6-21	.286	4-15	.267	3-6	.500	1	4	5	3.7	1	0	2	0	0	19	15.0	
SAVANNAH STATE	11-22-16	*	22	4-11	.364	3-8	.375	0-0	.000	2	3	5	4.0	2	2	0	1	1	11	14.0	
ARKANSAS STATE	11-27-16	*	24	3-7	.429	2-2	1.000	0-0	.000	1	4	5	4.2	4	2	3	2	3	8	12.8	
Totals			5	133		21-56	.375	12-32	.375	10-13	.769	6	15	21	4.2	11	6	7	4	64	12.8

Games played: 5
Minutes/game: 26.6
Points/game: 12.8
FG Pct: 37.5
3FG Pct: 37.5
FT Pct: 76.9

Rebounds/game: 4.2
Assists/game: 1.2
Turnovers/game: 1.4
Assist/turnover ratio: 0.9
Steals/game: 0.8
Blocks/game: 0.8

#22 Starks, TeeTee

Opponent	Date	gs	min	Total		3-Pointers		Free throws		Rebounds				pf	a	t/o	blk	stl	pts	avg	
				fg-fga	pct	3fg-fga	pct	ft-fta	pct	off	def	tot	avg								
UCSB	11-11-16	*	22	0-2	.000	0-0	.000	2-2	1.000	1	3	4	4.0	1	2	2	0	4	2	2.0	
NORTHERN IOWA	11-15-16	*	26	1-6	.167	0-1	.000	1-2	.500	2	4	6	5.0	5	1	0	0	0	3	2.5	
DRAKE	11-20-16	*	23	1-2	.500	0-0	.000	1-4	.250	7	3	10	6.7	2	1	1	0	2	3	2.7	
SAVANNAH STATE	11-22-16	*	18	2-3	.667	1-1	1.000	3-4	.750	3	2	5	6.3	1	2	2	0	2	8	4.0	
ARKANSAS STATE	11-27-16	*	21	1-4	.250	0-2	.000	1-2	.500	0	4	4	5.8	0	3	1	2	4	3	3.8	
Totals			5	110		5-17	.294	1-4	.250	8-14	.571	13	16	29	5.8	9	9	6	2	19	3.8

Games played: 5
Minutes/game: 22.0
Points/game: 3.8
FG Pct: 29.4
3FG Pct: 25.0
FT Pct: 57.1

Rebounds/game: 5.8
Assists/game: 1.8
Turnovers/game: 1.2
Assist/turnover ratio: 1.5
Steals/game: 2.4
Blocks/game: 0.4

#25 Albrecht, Lexi

Opponent	Date	gs	min	Total		3-Pointers		Free throws		Rebounds				pf	a	t/o	blk	stl	pts	avg
				fg-fga	pct	3fg-fga	pct	ft-fta	pct	off	def	tot	avg							
UCSB	11-11-16		6	0-0	.000	0-0	.000	0-0	.000	0	0	0	0.0	0	0	0	0	1	0	0.0
SAVANNAH STATE	11-22-16		12	0-5	.000	0-5	.000	0-0	.000	0	0	0	0.0	0	1	0	0	0	0	0.0
ARKANSAS STATE	11-27-16		8	2-2	1.000	1-1	1.000	0-0	.000	0	1	1	0.3	0	1	1	0	0	5	1.7
Totals		0	26	2-7	.286	1-6	.167	0-0	.000	0	1	1	0.3	0	2	1	0	1	5	1.7

Games played: 3
Minutes/game: 8.7
Points/game: 1.7
FG Pct: 28.6
3FG Pct: 16.7

Rebounds/game: 0.3
Assists/game: 0.7
Turnovers/game: 0.3
Assist/turnover ratio: 2.0
Steals/game: 0.3

2016-17 Cyclone Basketball
Iowa State Individual Game-by-Game (as of Nov 27, 2016)
All games

#30 Ricketts, Claire

Opponent	Date	gs	min	Total		3-Pointers		Free throws		Rebounds				pf	a	t/o	blk	stl	pts	avg
				fg-fga	pct	3fg-fga	pct	ft-fta	pct	off	def	tot	avg							
UCSB	11-11-16		8	0-0	.000	0-0	.000	0-0	.000	0	0	0	0.0	2	1	2	0	0	0	0.0
NORTHERN IOWA	11-15-16		1	0-0	.000	0-0	.000	0-0	.000	0	0	0	0.0	1	0	0	0	0	0	0.0
SAVANNAH STATE	11-22-16		16	1-2	.500	0-0	.000	2-2	1.000	0	6	6	2.0	2	2	2	0	0	4	1.3
ARKANSAS STATE	11-27-16		11	1-2	.500	0-0	.000	0-0	.000	0	2	2	2.0	1	1	2	2	0	2	1.5
Totals		0	36	2-4	.500	0-0	.000	2-2	1.000	0	8	8	2.0	6	4	6	2	0	6	1.5

Games played: 4
Minutes/game: 9.0
Points/game: 1.5
FG Pct: 50.0
FT Pct: 100.0

Rebounds/game: 2.0
Assists/game: 1.0
Turnovers/game: 1.5
Assist/turnover ratio: 0.7
Blocks/game: 0.5

#32 Burkhall, Meredith

Opponent	Date	gs	min	Total		3-Pointers		Free throws		Rebounds				pf	a	t/o	blk	stl	pts	avg
				fg-fga	pct	3fg-fga	pct	ft-fta	pct	off	def	tot	avg							
UCSB	11-11-16	*	16	7-11	.636	0-0	.000	0-0	.000	0	4	4	4.0	4	0	0	3	0	14	14.0
NORTHERN IOWA	11-15-16	*	24	2-6	.333	0-0	.000	0-1	.000	3	0	3	3.5	3	1	0	1	2	4	9.0
DRAKE	11-20-16	*	27	3-8	.375	0-0	.000	0-0	.000	6	5	11	6.0	3	0	0	0	0	6	8.0
SAVANNAH STATE	11-22-16	*	21	3-7	.429	0-0	.000	2-2	1.000	2	5	7	6.3	1	0	0	0	1	8	8.0
ARKANSAS STATE	11-27-16	*	24	6-12	.500	0-0	.000	6-7	.857	4	7	11	7.2	2	0	0	0	0	18	10.0
Totals		5	112	21-44	.477	0-0	.000	8-10	.800	15	21	36	7.2	13	1	0	4	3	50	10.0

Games played: 5
Minutes/game: 22.4
Points/game: 10.0
FG Pct: 47.7
FT Pct: 80.0

Rebounds/game: 7.2
Assists/game: 0.2
Assist/turnover ratio: 99.9
Steals/game: 0.6
Blocks/game: 0.8

#35 Jensen, Jordan

Opponent	Date	gs	min	Total		3-Pointers		Free throws		Rebounds				pf	a	t/o	blk	stl	pts	avg
				fg-fga	pct	3fg-fga	pct	ft-fta	pct	off	def	tot	avg							
UCSB	11-11-16		5	0-0	.000	0-0	.000	0-0	.000	0	2	2	2.0	0	0	0	0	0	0	0.0
SAVANNAH STATE	11-22-16		10	1-1	1.000	0-0	.000	0-0	.000	1	1	2	2.0	0	1	0	0	0	2	1.0
ARKANSAS STATE	11-27-16		8	1-3	.333	0-0	.000	0-0	.000	0	1	1	1.7	1	0	0	0	0	2	1.3
Totals		0	23	2-4	.500	0-0	.000	0-0	.000	1	4	5	1.7	1	1	0	0	0	4	1.3

Games played: 3
Minutes/game: 7.7
Points/game: 1.3
FG Pct: 50.0

Rebounds/game: 1.7
Assists/game: 0.3
Assist/turnover ratio: 99.9

#TM TEAM

Opponent	Date	gs	min	Total		3-Pointers		Free throws		Rebounds				pf	a	t/o	blk	stl	pts	avg
				fg-fga	pct	3fg-fga	pct	ft-fta	pct	off	def	tot	avg							
UCSB	11-11-16		0	0-0	.000	0-0	.000	0-0	.000	3	1	4	4.0	0	0	0	0	0	0	0.0
NORTHERN IOWA	11-15-16		0	0-0	.000	0-0	.000	0-0	.000	2	2	4	4.0	0	0	1	0	0	0	0.0
DRAKE	11-20-16		0	0-0	.000	0-0	.000	0-0	.000	2	0	2	3.3	0	0	0	0	0	0	0.0
SAVANNAH STATE	11-22-16		0	0-0	.000	0-0	.000	0-0	.000	3	0	3	3.3	0	0	0	0	0	0	0.0
ARKANSAS STATE	11-27-16		0	0-0	.000	0-0	.000	0-0	.000	0	4	4	3.4	0	0	0	0	0	0	0.0
Totals		0	0	0-0	.000	0-0	.000	0-0	.000	10	7	17	3.4	0	0	1	0	0	0	0.0

Games played: 5

Rebounds/game: 3.4
Turnovers/game: 0.2