



BASKETBALL GAME NOTES

EVAN DREXLER

Assoc. Dir. of Communications

esdrexler@ualr.edu

o 501.569.3403 c 501.529.4157

LRTrojans.com

2016-17 SCHEDULE/RESULTS

NOVEMBER

11	North Texas [^]	W, 55-44
13	at Green Bay [^]	L, 31-57
16	at #16 Oklahoma	L, 58-68
19	at Fordham [^]	L, 43-65
23	Texas A&M	L, 37-55
26	Saint Louis	W, 56-43
28	at Missouri State	W, 58-47

DECEMBER

1	Oral Roberts	W, 56-50
4	at Memphis	W, 54-44
13	#5 Mississippi State	6:30 p.m.
18	at Tulsa	2 p.m.
21	at LSU	7 p.m.
29	Louisiana*	6:30 p.m.
31	ULM*	1 p.m.

JANUARY

5	at Coastal Carolina*	6 p.m.
7	at Appalachian State*	12 p.m.
14	Arkansas State*	4 p.m.
19	Troy*	6:30 p.m.
21	South Alabama*	4 p.m.
26	at ULM*	6 p.m.
28	at Louisiana*	5 p.m.

FEBRUARY

2	Appalachian State*	6:30 p.m.
4	Coastal Carolina*	4 p.m.
9	at UT Arlington*	11:30 a.m.
11	at Texas State*	2 p.m.
17	at Arkansas State*	5:30 p.m.
23	Georgia Southern*	6:30 p.m.
25	Georgia State*	4 p.m.

MARCH

2	at South Alabama*	5 p.m.
4	at Troy*	2 p.m.
7-12	Sun Belt Tournament	TBD

Bold denotes home games at the Jack Stephens Center

* Denotes Sun Belt Conference Game

[^] Preseason WNIT

All times Central

LITTLE ROCK (5-4) VS. NO 5 MISSISSIPPI STATE (9-0)

Tuesday, December 13 • Little Rock, Ark. • Jack Stephens Center • 6:30 p.m. CST • 920 AM

TIP OFF

- Little Rock extended its winning streak to four games last Sunday with a 54-44 win over Memphis.
- The Trojans are allowing just 46 points per game during their four-game winning streak and just 52.6 points per game all year.
- Little Rock has allowed just one opponent all season to score more points than that team's season average. Trojan opponents, on average, score 13 points fewer against the Trojans than they do against all other opponents.
- Kaitlyn Pratt was named the Sun Belt Player of the Week last Tuesday for helping the team to three victories in the week.
- Carolee Dillard rejoined the Little Rock roster two weeks ago after playing volleyball for the last three seasons. Dillard played basketball her freshman and part of her sophomore year at Little Rock.
- Mississippi State will be the Trojans' third ranked, major-conference opponent this year. The Bulldogs are 7-0 lifetime against Little Rock.



5-4	w-l	9-0
0-0	conf w-l	0-0
69	rpi	8
49.8	ppg	80.7
52.6	ppg def	56.4
35.0	rpg	38.2
7.8	apg	14.9
5.2	spg	10.2
2.1	bpg	2.6

ABOUT THE TROJANS

After reaching the Postseason WNIT to end the 2015-16 season, the 2016-17 Trojans will look to make the national postseason for the ninth time in school history. Little Rock returns three seniors but adds six freshmen to this year's team, making for a squad with 10 underclassmen and four upperclassmen. Little Rock is currently on a four-game winning streak dating back to November 26. The Trojans have allowed just 46 points per game in that streak.






The Trojans are riding a huge wave of success over the last decade, making the national postseason for eight of the last nine seasons including four NCAA Tournament berths and four WNIT trips. Little Rock was picked second in the Sun Belt's preseason coaches poll before this season but had the most first-place votes of any team in the league.

notes continue on page 5

WE ARE "LITTLE ROCK"

The athletic teams representing the University of Arkansas at Little Rock are now referred to as "Little Rock" in all instances. "LR" may be used on scoreboards or television graphics for abbreviation. **Please refrain** from using UALR, Ark-LR, Arkansas-Little Rock or any other name when referencing the Trojans.

LITTLE ROCK PROJECTED STARTERS

G Jr.		F So.		G Fr.		G Sr.		F Sr.	
#2 Monique Townson		#00 Ronjanae DeGray		#23 Kyra Collier		#13 Sharde' Collins		#40 Kaitlyn Pratt	
GP.....	9	GP.....	9	GP.....	8	GP.....	9	GP.....	9
Min.....	38.1	Min.....	30.8	Min.....	22.1	Min.....	35.6	Min.....	29.0
PPG.....	7.4	PPG.....	5.1	PPG.....	5.6	PPG.....	12.3	PPG.....	13.8
RPG.....	3.8	RPG.....	6.1	RPG.....	4.6	RPG.....	2.8	RPG.....	7.7
APG.....	4.3	FG%.....	38.5	APG.....	1.0	SPG.....	0.8	FG%.....	46.6
SPG.....	0.9	BPG.....	0.6	3FG%.....	4.55	APG.....	0.7	SPG.....	1.6

UNIVERSITY INFORMATION

School: University of Arkansas at Little Rock
 Athletic Department: Little Rock
 City/Zip: Little Rock, Ark., 72204
 Founded: 1927
 Enrollment: 11,848
 Nickname: Trojans
 School Colors: Maroon, Silver
 Home Venue (Capacity): Jack Stephens Center (5,600)
 Affiliation: NCAA Division I
 Conference: Sun Belt
 Chancellor: Dr. Andrew Rogerson
 Alma Mater, Year: University of Stirling, 1979
 Director of Athletics: Chasse Conque
 Alma Mater, Year: Central Arkansas, 2006
 MBA, University of Ark. at Little Rock, 2008
 Athletic Dept. Phone: (501) 569-3167
 Ticket Office Phone: (501) 565-UALR
Sports Information Contact Evan Drexler
Phone Number (501) 529-4157

NUMERICAL ROSTER

NO.	NAME	POS	HT.	CL-EXP	HOMETOWN (PREVIOUS SCHOOL)
00	Ronjanae DeGray	F	6-0	So.-1L	Odessa, Texas (Mt. Juliet [Tenn.] HS)
2	Monique Townson	G	5-6	Jr.-2L	Kansas City, Mo. (Staley HS)
4	Kira Shepard	G	5-7	So.-1L	Fort Smith, Ark. (Northside HS)
5	Carolee Dillard	F	6-2	RSr.-1L	Midwest City, Okla. (Midwest City HS)
10	Destinee Pointer	G	5-7	Fr.-HS	Waxahachie, Texas (Waxahachie HS)
11	Alex Murray	G	5-11	Fr.-HS	Bearden, Ark. (Bearden HS)
12	Sydney Chastain	G	5-7	Fr.-HS	Oklahoma City, Okla. (Westmoore HS)
13	Sharde' Collins	G	5-9	Sr.-3L	Texarkana, Texas (Liberty-Eylau HS)
15	Kiara Scott	G	5-11	So.-1L	Houma, La. (Ellender HS)
23	Kyra Collier	G	5-9	Fr.-HS	Little Rock, Ark. (North Little Rock HS)
24	Emily Lytle	G	5-11	Fr.-HS	Memphis, Tenn. (Evangelical Christian School)
25	Anna Hurlburt	F	6-1	Fr.-HS	Southlake, Texas (Southlake Central HS)
30	Raeyana DeGray	G/F	6-0	So.-1L	Odessa, Texas (Mt. Juliet [Tenn.] HS)
33	Keanna Keys	F	6-1	Sr.-3L	Sumrall, Miss. (Sumrall HS)
40	Kaitlyn Pratt	F	6-1	Sr.-3L	New Orleans, La. (McDonogh 35 College Prep)

ALPHABETICAL ROSTER

NO.	NAME	POS	HT.	CL-EXP	HOMETOWN (PREVIOUS SCHOOL)
12	Sydney Chastain	G	5-7	Fr.-HS	Oklahoma City, Okla. (Westmoore HS)
23	Kyra Collier	G	5-9	Fr.-HS	Little Rock, Ark. (North Little Rock HS)
13	Sharde' Collins	G	5-9	Sr.-3L	Texarkana, Texas (Liberty-Eylau HS)
30	Raeyana DeGray	G/F	6-0	So.-1L	Odessa, Texas (Mt. Juliet [Tenn.] HS)
00	Ronjanae DeGray	F	6-0	So.-1L	Odessa, Texas (Mt. Juliet [Tenn.] HS)
5	Carolee Dillard	F	6-2	RSr.-1L	Midwest City, Okla. (Midwest City HS)
25	Anna Hurlburt	F	6-1	Fr.-HS	Southlake, Texas (Southlake Central HS)
33	Keanna Keys	F	6-1	Sr.-3L	Sumrall, Miss. (Sumrall HS)
24	Emily Lytle	G	5-11	Fr.-HS	Memphis, Tenn. (Evangelical Christian School)
11	Alex Murray	G	5-11	Fr.-HS	Bearden, Ark. (Bearden HS)
10	Destinee Pointer	G	5-7	Fr.-HS	Waxahachie, Texas (Waxahachie HS)
40	Kaitlyn Pratt	F	6-1	Sr.-3L	New Orleans, La. (McDonogh 35 College Prep)
4	Kira Shepard	G	5-7	So.-1L	Fort Smith, Ark. (Northside HS)
2	Monique Townson	G	5-6	Jr.-2L	Kansas City, Mo. (Staley HS)
15	Kiara Scott	G	5-11	So.-1L	Houma, La. (Ellender HS)

COACHING STAFF

Head Coach (Years): Joe Foley (14th)
 Alma Mater, Year: Central Arkansas, 1979
 Record at Little Rock (Years): 269-148 (14)
 Career Record (Years): 725-229 (29)
 Sun Belt Record (Years): 156-69 (14)
 Associate Head Coach (Years): .. Robert Dallimore (8th)
 Assistant Coach (Years): Alicia Cash (9th)
 Assistant Coach (Years): Steve Wiedower (8th)
 Women's Basketball Office Phone: .. (501) 569-3464
 Women's Basketball Office Fax: (501) 569-3062
 Athletic Trainer: Stephanie Ames

2015-16 REVIEW

Overall Record: 20-13
 Sun Belt Record/Finish: 16-4 (2nd)
 Postseason: WNIT First Round (Lost at Saint Louis)

2016-17 PREVIEW

Letterwinners Returning/Lost: 8/6
 Starters Returning/Lost: 3/2
 Starters Returning: Sharde' Collins, Kaitlyn Pratt, Monique Townson
 Starters Lost: Shanity James, Alexius Dawn
 Newcomers: 7

RETURNING STATISTICAL LEADERS

Points Sharde' Collins (9.7)
 Assists Monique Townson (3.2)
 Rebounds Kaitlyn Pratt (6.7)
 Steals Monique Townson (1.3)
 Blocks Kaitlyn Pratt (0.2)
 Three-Point Shooting Monique Townson (.362)

PROGRAM HISTORY

First Season: 1969
 First Season in Division I: 1999
 All-Time Record (Overall): 389-489
 All-Time Record (Since joining Division I): . 293-235
 Sun Belt Regular Season Titles (Last):..... 3 (2015)
 Sun Belt Division Titles (Last):..... 5 (2012)
 Sun Belt Tournament Titles (Last): 3 (2015)
 NCAA Tourn. Appearances (Last): 4 (2015)
 Opponent: Defeated (6) Texas A&M, 69-60
 Lost at (3) Arizona State, 54-57
 WNIT Appearances (Last): 4 (2016)
 Opponent: Lost to Saint Louis, 70-69

PRONUNCIATION GUIDE

AC	Steve Wiedower.....	WEE-door
00	Ronjanae DeGray.....	ron-zhuh-NAY
4	Kira Shepard.....	kara
5	Carolee Dillard.....	care-uh-LEE
13	Sharde' Collins.....	shar-DAY
15	Kiara Scott.....	key-AIR-uh
23	Kyra Collier.....	ky-ruh
24	Emily Lytle.....	LIE-tul
30	Raeyana DeGray.....	ray-AH-nuh
33	Keanna Keys.....	key-AH-nuh

2016-17 STATISTICS OVERALL

**2016-17 Little Rock Women's Basketball
Little Rock Combined Team Statistics (as of Dec 04, 2016)
All games**

RECORD:	OVERALL	HOME	AWAY	NEUTRAL
ALL GAMES	5-4	3-1	2-3	0-0
CONFERENCE	0-0	0-0	0-0	0-0
NON-CONFERENCE	5-4	3-1	2-3	0-0

#	Player	gp-gs	min	Total		3-Point		F-Throw		Rebounds				pf	dq	a	to	blk	stl	pts	avg	
				fg-fga	fg%	3fg-fga	3fg%	ft-fa	ft%	off	def	tot	avg									
40	Pratt, Kaitlyn	9-8	261	29.0	41-88	.466	0-0	.000	42-50	.840	26	43	69	7.7	27	1	4	29	0	14	124	13.8
13	Collins, Sharde'	9-9	320	35.6	45-122	.369	8-30	.267	13-20	.650	5	20	25	2.8	26	0	6	18	0	7	111	12.3
02	Townson, Monique	9-9	343	38.1	20-73	.274	6-26	.231	21-27	.778	7	27	34	3.8	23	0	39	26	2	8	67	7.4
23	Collier, Kyra	8-4	177	22.1	14-51	.275	5-11	.455	12-13	.923	8	29	37	4.6	13	0	8	12	0	5	45	5.6
00	DeGray, Ronjanae	9-8	277	30.8	20-52	.385	0-0	.000	6-13	.462	22	33	55	6.1	22	0	2	10	5	5	46	5.1
30	DeGray, Raeyana	9-5	152	16.9	11-34	.324	2-14	.143	0-0	.000	5	14	19	2.1	11	1	6	11	3	2	24	2.7
25	Hurlburt, Anna	9-1	135	15.0	10-24	.417	1-4	.250	0-0	.000	4	13	17	1.9	12	0	1	8	8	5	21	2.3
15	Scott, Kiara	4-0	15	3.8	1-5	.200	1-3	.333	0-0	.000	2	3	5	1.3	2	0	0	0	0	1	3	0.8
24	Lytle, Emily	7-1	94	13.4	2-20	.100	0-9	.000	1-2	.500	9	5	14	2.0	7	0	2	10	1	0	5	0.7
12	Chastain, Sydney	8-0	19	2.4	1-2	.500	0-0	.000	0-0	.000	0	1	1	0.1	1	0	2	3	0	0	2	0.3
05	Dillard, Carolee	1-0	7	7.0	0-3	.000	0-2	.000	0-0	.000	1	1	2	2.0	1	0	0	1	0	0	0	0.0
Team											22	15	37				3					
Total.....		9	1800		165-474	.348	23-99	.232	95-125	.760	111	204	315	35.0	145	2	70	131	19	47	448	49.8
Opponents.....		9	1800		183-472	.388	39-121	.322	68-93	.731	94	209	303	33.7	151	-	94	139	28	46	473	52.6

TEAM STATISTICS	LR	OPP	Date	Opponent	Score	Att.
SCORING	448	473	11/11/16	NORTH TEXAS	W 55-44	1725
Points per game	49.8	52.6	E 11/13/16	at Green Bay	L 31-57	1724
Scoring margin	-2.8	-	11/16/16	at Oklahoma	L 58-68	3084
FIELD GOALS-ATT	165-474	183-472	11/19/16	at Fordham	L 43-65	1473
Field goal pct	.348	.388	11/23/16	TEXAS A&M	L 37-55	1633
3 POINT FG-ATT	23-99	39-121	11/26/16	SAINT LOUIS	W 56-43	1132
3-point FG pct	.232	.322	11-28-16	at Missouri State	W 58-47	3133
3-pt FG made per game	2.6	4.3	12/1/16	ORAL ROBERTS	W 56-50	1038
FREE THROWS-ATT	95-125	68-93	12/04/16	at Memphis	W 54-44	313
Free throw pct	.760	.731				
F-Throws made per game	10.6	7.6				
REBOUNDS	315	303				
Rebounds per game	35.0	33.7				
Rebounding margin	+1.3	-				
ASSISTS	70	94				
Assists per game	7.8	10.4				
TURNOVERS	131	139				
Turnovers per game	14.6	15.4				
Turnover margin	+0.9	-				
Assist/turnover ratio	0.5	0.7				
STEALS	47	46				
Steals per game	5.2	5.1				
BLOCKS	19	28				
Blocks per game	2.1	3.1				
ATTENDANCE	5528	9727				
Home games-Avg/Game	4-1382	5-1945				
Neutral site-Avg/Game	-	0-0				

* - Conference game

Score by Periods	1st	2nd	3rd	4th	Totals
Little Rock	88	115	102	143	448
Opponents	124	98	136	115	473

THE SERIES AGAINST MISSISSIPPI STATE

Mississippi State completely owns the lifetime series with Little Rock, holding a 7-0 edge. The teams met every year from 1983-1988 with the Bulldogs winning each game. The teams have not met since 1988, however, and have never played in the Trojans' Division I era.

A WIN AGAINST MISSISSIPPI STATE WOULD...

...be the Trojans' fifth straight victory overall...be Little Rock's first win against the Bulldogs ever...be the Trojans' first win over a ranked team since the 2015 NCAA Tournament's first round...be the Trojans' third straight win at home.

LITTLE ROCK VS. THE SEC

Despite being geographically close to many of the Southeastern Conference's 14 teams, Little Rock has only played four of them. The Trojans' have four victories in 25 games against SEC schools: Two against Texas A&M in 2001 and 2015, another against Ole Miss in 2008 and one in the season opener against then-No. 24 LSU in 2014. The Trojans are 1-7 against Texas A&M overall, 1-0 against Ole Miss, 1-2 against LSU, 0-7 against Mississippi State and 0-1 against Auburn.

PRATT WINS PLAYER OF THE WEEK

Thanks to two 20-point scoring days, more than seven rebounds per game and three victories for the Trojans, senior Kaitlyn Pratt was named the Sun Belt Player of the Week on December 6. Pratt helped Little Rock to road victories over Missouri State and Memphis with a home win over Oral Roberts sandwiched in between to clinch the Sun Belt's weekly award for the second time in her career. She previously earned the award once as a sophomore.

DOMINATING THE BOARDS

A huge reason for the Trojans' success at Memphis last Sunday was their dominance in rebounding. Little Rock had 37 rebounds to Memphis' 23, a difference of 14 rebounds. The Trojans had four more offensive rebounds than the Tigers, and their 13 total offensive rebounds led to 10 second-chance points. Ronjanae DeGray led Little Rock with nine rebounds.

KEEPING OPPONENT OFFENSE DOWN

Little Rock's defense is a frustrating sight for almost every opponent this season, as the Trojans have held eight of their nine opponents below their season scoring average. Little Rock opponents, on average, score 13.5 fewer points per game than against all other competition. The only team to score more points against Little Rock than it averages in its other games is Fordham, who outdid its season average by 6.8 points.

COLLIER CAREER HIGH MINUTES

Kyra Collier did not start for Little Rock at Memphis for the first time in three games, but the freshman came off the bench early and wound up setting a new career high for minutes played. Collier played 36 minutes of the game – second-most of anyone on the team – and was Little Rock's second-highest scorer with 11 points. Collier is now the fourth-highest scorer on the roster and has the third-most rebounds of any player.

MO GETTING MINUTES

Monique Townson has started every game for Little

Rock this year and is leading the team with 38.1 minutes played per game. That number is the second best in the Sun Belt this season and sixth-most in the nation as of Monday morning. Also as of Monday morning, Townson has seen the 48th-most minutes of any player in the country.

HOME COURT ADVANTAGE

Since the Jack Stephens Center opened for the 2005-06 season, the Trojans have an incredible home court advantage. Little Rock is 139-28 all-time at the JSC, boasting a winning percentage of .832. In Sun Belt games, the Trojans are an even more impressive 86-12 for a winning percentage of .878.

PRATT CAREER HIGH SCORING NIGHT

Kaitlyn Pratt had the best scoring night of her four-year career on December 1 against Oral Roberts, scoring 24 points in the Trojan victory. Pratt went 8 of 19 from the field and made eight free throws to reach her total. Pratt's night included 12 points in the fourth quarter to help the Trojans defeat the Golden Eagles. Her previous career high was 21 points at Arkansas State last season. She also had a double-double in the game – her third of the year – with 12 rebounds.

DILLARD RETURNS

The Trojans' roster got a boost in early December when former Little Rock player Carolee Dillard rejoined the roster. Dillard played basketball as a freshman in 2012-13 and for six games of 2013-14 before leaving the team to play volleyball full time for Little Rock. After a tremendous volleyball career, Dillard is back to play basketball for one last season. In her 34 games with the Trojans, she averaged 2.8 points and 2.7 rebounds per game. She last played on Dec. 4, 2013 when she scored a career-high 10 points at Texas.

PRATT SINKING FREE THROWS

Kaitlyn Pratt is on fire from the free-throw line this year, making 42 of 50 for an 84 percent clip. Pratt had a streak of 15 straight free throws made during Little Rock's current winning streak and was 8 of 8 from the line in two separate games in 2016. Pratt was a 67% career free throw shooter before this season's 84 percent effort. She is currently the fifth-most accurate free-throw shooter in the Sun Belt and has made the 33rd-most free throws in the country as of Monday morning.

DEGRAYS SPARK RUN

The DeGray twins helped spark a Trojan rally in the third quarter that eventually led to victory against Oral Roberts on December 1. With Little Rock trailing by 7 points late in the quarter, Ronjanae hit a layup to cut the lead to five with 1:10 left. On the next Little Rock possession, Raeyana made a turnaround jumper. And as time ticked down in the period, Raeyana threw up an off-balance 3-pointer that went in as the buzzer sounded. That 7-0 run tied the game at 35-35, and Little Rock never trailed again. Raeyana finished the game with a career-high 7 points.

TOWNSON DISHING ASSISTS

Monique Townson is the best passer on the Trojans roster, recording 39 assists so far this season. That average of 4.3 per game is third in the Sun Belt. No other Trojan has even 10 assists on the year.

COACH JOE FOLEY

Joe Foley, the 2010, 2011 and 2015 Sun Belt Conference Coach of the Year and 2010 Russell Athletic/WBCA Regional Coach of the Year, has led the Little Rock Women's Basketball program to 20-win seasons nine of the last 10 years, outright Sun Belt Conference West Division titles in the final six years the Sun Belt had divisions, post-season appearances in eight of the last nine years – including four NCAA berths – and Sun Belt Conference Tournament titles in 2011, 2012 and 2015. Foley has recorded a 725-229 (.760) career record and a 269-148 (.644) record at Little Rock as he begins his 14th season in 2016-17.



Foley earned his 700th career victory in the NCAA Tournament's first round in 2015, and he signed a contract extension in April 2015 that will keep him as the Trojans' head coach through the 2023-24 season.

In his 12 years at Little Rock, Foley has compiled the most overall wins (29) and conference victories (18) in a season while producing the school's first All-Sun Belt Conference selection in Alicia Cash in 2004. He also recruited back-to-back Sun Belt Conference Freshman of the Year in Renee Renz (2006) and Kim Sitzmann (2007). No other Sun Belt Conference school has achieved this feat. Foley also coached the school's first-ever Honorable Mention All-America honoree in Chastity Reed in 2010. His Trojan student-athletes have earned 21 All-Conference selections.

In 2015-16, Little Rock struggled to a 2-7 start, but Foley would turn the team around once conference play began. The Trojans rattled off 15 consecutive wins to close the conference regular season, earning the league's No. 2 seed in the Sun Belt Tournament and reaching the Postseason WNIT for the fourth time in school history. The Trojans finished the year with 20 wins for the ninth time in 10 seasons.

Before he started at Little Rock, Foley began his stint at Arkansas Tech as an assistant for the men's basketball program from 1984-87. Foley was elevated to the women's head coaching position before the 1987-88 season.

The Golden Suns had six 30-win seasons under Foley and posted 16 consecutive 20-win seasons. Foley guided Arkansas Tech to back-to-back NAIA national championships in 1992 and 1993 and was the NCAA Division II national runner-up in 1999.

Under Foley, Arkansas Tech also won 14 conference championships, made six appearances in the NCAA Division II tournament and advanced to the Division II Elite Eight twice.

Foley earned his bachelor's degree from the University of Central Arkansas in 1979. He is married to the former Chris Fields of Alpena, Ark. The couple has two children, C.J. and Miranda.

LR BY THE NUMBERS	
2	Times this season the Trojans have allowed an opponent to score 60 points or more
17.5	Points per game scored by Kaitlyn Pratt over the Trojans' current four-game winning streak
52.6	Points allowed per game by Little Rock, the 18th lowest in the nation
.831	Little Rock's winning percentage lifetime at the Jack Stephens Center

LR INDIVIDUALS IN THE SBC (through 12/11)

Scoring			
Kaitlyn Pratt	7th	13.8	
Sharde' Collins	10th	12.3	
Rebounding			
Kaitlyn Pratt	7th	7.7	
Ronjanae DeGray	15th	6.1	
Field Goal %			
Kaitlyn Pratt	9th	.466	
Assists			
Monique Townson	3rd	4.3	
Free Throw %			
Kyra Collier	2nd	.923	
Kaitlyn Pratt	5th	.840	
Monique Townson	13th	.778	
3-Point Field Goal Made			
Sharde' Collins	14th	1.0	
Steals			
Kaitlyn Pratt	15th	1.6	
Blocks			
Anna Hurlburt	9th	0.9	
Assist/Turnover Ratio			
Monique Townson	3rd	1.5	
Offensive Rebounding			
Kaitlyn Pratt	7th	2.9	
Ronjanae DeGray	10th	2.4	
Defensive Rebounding			
Kaitlyn Pratt	7th	4.8	
Minutes Played			
Monique Townson	2nd	38.1	
Sharde' Collins	4th	35.6	

Trojan Defense Keeping Opponents Down

(opponent season average ppg through 12/10)

Opponent	Season Avg PPG	Points vs. LR	Diff.
North Texas	61.7	44	-17.7
Green Bay	68.0	57	-11.0
Oklahoma	74.9	68	-6.9
Fordham	58.2	65	+6.8
Texas A&M	70.6	55	-15.6
Saint Louis	75.0	43	-32.0
Missouri State	60.4	47	-13.4
Oral Roberts	68.9	50	-18.9
Memphis	57.4	44	-13.4
AVERAGE	66.1	52.6	-13.5

DEFENSE ON FIRE

Little Rock's defense was its best asset in its four straight wins, holding Saint Louis to just over half its usual offensive output of 79 points per game, keeping Missouri State below 50, holding Oral Roberts to 50 and letting Memphis score just 44. The Trojans' 52.6 points per game allowed this year is the best in the Sun Belt conference and 17th-best in the nation as of Wednesday morning.

ANATOMY OF A 19-0 RUN

Little Rock's victory over Missouri State on November 28 all swung when the Trojans went on a 19-0 run in the second half. Trailing 35-33, Little Rock scored the next 19 points in a seven-minute stretch to put the game out of reach. During the run, Little Rock got 8 points from Sharde' Collins, 5 from Monique Townson and two each from Anna Hurlburt, Kyra Collier and Ronjanae DeGray. Defensively, Little Rock held Missouri State without a point for eight minutes. The Bears missed seven consecutive field goal attempts and had five turnovers in that time frame.

HUGE REBOUNDING NIGHT

Besides leading the team in scoring, Kaitlyn Pratt put up a new career best with 17 rebounds against Saint Louis on November 26 for her second double-double of the season. Pratt was the last Trojan to record 15 or more rebounds in a game, but she had not done so since Dec. 10, 2013 against Incarnate Word when she was a freshman.

500 REBOUND CLUB ACHIEVED

Senior Kaitlyn Pratt entered the November 23 game against Texas A&M with 499 career rebounds, and she picked up eight in the contest to eclipse the 500 mark in her career. She is now the ninth player in program history to record 500 career rebounds. Pratt joins former teammates Shanity James (2016 graduate), Kiera Clark (2015 graduate) and Hannah Fohne (2014 graduate) in the 500 club. Pratt is currently eighth all-time in Trojan history in rebounding and needs 16 more boards to tie Clark at 555.

CHALLENGING SCHEDULE

The Trojans will play another incredibly difficult schedule in 2016-17, taking on four teams from Power Five Conferences (Oklahoma, Texas A&M, Mississippi State, LSU), two teams that are currently ranked in the top 25 (Oklahoma, Mississippi State) and another two currently receiving votes in the national polls (Green Bay, Texas A&M). The Trojans' non-conference schedule includes five opponents who made the 2016 NCAA Tournament and two more who made the Postseason WNIT.

PERFECT FROM THE LINE

The Trojans had a perfect day from the free-throw line, sinking eight of eight attempts at Fordham on November 19. The Trojans had not shot 100 percent from the free-throw line since March 8, 2014 in the regular-season finale against ULM.

COLLINS SETS NEW SCORING HIGH

Sharde' Collins had the scoring game of her career on November 16 at No. 16 Oklahoma, recording 23 points to break her previous career high by 2. Collins scored 15 points in the first half and added 8 more in the second half, shooting 9 of 22 in the contest. She made two 3-pointers and was 3 of 4 from the free-throw line. Her previous career high of 21 points came against Texas on Dec. 6, 2015.

Little Rock at the Jack Stephens Center

Year	Overall	SBC
2005-06	9-4	4-3
2006-07	15-2	7-2
2007-08	14-0	9-0
2008-09	14-2	8-1
2009-10	13-1	9-0
2010-11	12-1	7-1
2011-12	11-6	7-1
2012-13	12-4	7-3
2013-14	13-1	9-0
2014-15	13-1	10-0
2015-16	10-5	9-1
2016-17	3-1	0-0
TOTALS:	138-28	86-12

500 POINT CLUB

When Sharde' Collins scored her first points on November 13 at Green Bay, the Trojan senior eclipsed 500 points for her career. Collins becomes the 29th player in team history to reach 500 points. Only 10 players in Little Rock history have reached 1,000 career points, with 2016 graduate Shanity James becoming the most recent member of that club.

PRESEASON ALL-CONFERENCE

The Trojans were well represented on the Sun Belt's Preseason All-Conference teams. Senior forward Kaitlyn Pratt was named Preseason First Team All-Conference, and senior guard Sharde' Collins was named Preseason Second Team All-Conference. Both players are receiving preseason all-conference selections for the first times in their career.

TROJANS PICKED SECOND

The Trojan women's basketball team was picked to finish second in the Sun Belt Conference in the Coaches' Preseason Poll released by the league. Little Rock earned 121 points in the poll, four points shy of first-place Troy. Little Rock, however, earned the most first-place votes among all the teams in the league, picking up five first-place votes compared to Troy's three and third-place UT Arlington's three.

20-WIN SEASONS

Little Rock finished the 2015-16 campaign with a record of 20-13, reaching the 20-win mark for the ninth time in the last 10 years. Little Rock had never earned 20 wins in a season before Coach Joe Foley took over the program in 2003-04.

CAREER NUMBERS WATCH

Coming soon:

- Sharde' Collins is 7 points away from 600.
- Carolee Dillard will reach 100 career rebounds with six more and 100 career points with five more.

UP NEXT

The Trojans' non-conference schedule concludes with two more road contests, the first of which is on Sunday at Tulsa. The Trojans will play the Hurricane at 2 p.m. before traveling to LSU to finish the non-league slate with a game on November 21 at 7 p.m.

LITTLE ROCK WHEN...

	Ovr.	Home	Away
Overall wins and losses	5-4	3-1	2-3
Scoring first	2-2	2-1	0-1
Leading at the half	4-1	2-1	2-0
Tied or trailing at the half	1-3	1-0	0-3
Leading with 5 min. left	5-0	3-0	2-0

SCORING

LR <60 points	5-4	3-1	2-3
LR 60-69 points	0-0	0-0	0-0
LR 70-79 points	0-0	0-0	0-0
LR >79 points	0-0	0-0	0-0
LR opp. <60 points	5-2	3-1	2-1
LR opp. 60-69 points	0-2	0-0	0-2
LR opp. 70-79 points	0-0	0-0	0-0
LR opp. >79 points	0-0	0-0	0-0

LR OFFENSE

shoots > 50% FGs	0-0	0-0	0-0
shoots > 40% 3FGs	0-0	0-0	0-0
shoots > 70% FTs	5-2	3-1	2-1
LR fg% > opp. fg%	4-0	2-0	2-0
LR 3pt.% > opp. 3 pt.%	2-1	1-0	1-1
LR FT% > opp. FT%	5-2	3-1	2-1

OPPONENT OFFENSE

shoots < 40% FGs	5-0	3-0	2-0
shoots < 40% 3FGs	3-2	2-0	1-2
shoots < 70% FTs	5-1	3-1	2-0

MISC.

LR has a >1.0 a/to ratio	1-0	1-0	0-0
LR outrebounds opp.	5-0	3-0	2-0
LR < TO than opp.	4-1	3-0	1-1
LR bench more pts.	1-0	0-0	1-0
Following a LR win	3-1	1-0	2-1
Following a LR loss	1-3	1-1	0-2
2+ score in double figures	5-2	3-0	2-2
3+ score in double figures	2-0	2-0	0-0

MONTHS OF THE YEAR

November	3-4	2-1	1-3
December	2-0	1-0	1-0
January	0-0	0-0	0-0
February	0-0	0-0	0-0
March	0-0	0-0	0-0

DAYS OF THE WEEK

Sunday	1-1	0-0	1-1
Monday	1-0	0-0	1-0
Tuesday	0-0	0-0	0-0
Wednesday	0-2	0-1	0-1
Thursday	1-0	1-0	0-0
Friday	1-0	1-0	0-0
Saturday	1-1	1-0	0-1

STARTERS (bold most recent)

#00, #2, #13, #23, #40	3-1	2-1	1-0
#00, #2, #13, #30, #40	1-2	1-0	0-2
#00, #2, #13, #24, #30	0-1	0-0	0-1
#2, #13, #25, #30, #40	1-0	0-0	1-0

HIGH SCORER (bold most recent, incl. ties)

Collins	2-2	1-0	1-2
Pratt	3-1	2-1	1-0
Townson	0-1	0-0	0-1

THE LAST TIME LITTLE ROCK...

Scoring

Scored 100+ pointsvs. Morris Brown (103), 2/3/01
Scored 90+ pointsvs. Harding (96), 1/23/07
Score 80+ pointsvs. TXST (87), 3/13/15
Scored fewer than 40 pointsvs. TAMU (37), 11/23/16
Scored fewer than 50 pointsvs. TAMU (37), 11/23/16
Had 2 players score 20+ pointsat Arkansas State, 1/18/16 Kaitlyn Pratt (21) & Shanity James (20)
Had no player in double figuresat USA, 12/30/15
Had exactly 4 players in double figuresat STL, 3/17/16 Shanity James (25), Alexius Dawn (12) Kaitlyn Pratt (12), Sharde' Collins (11)
Had 5 players in double figuresvs. WKU, 3/10/13 Nikya Hughes (19), Jocelyn Love (15), Kim Sitzmann (14), Anshel Cooper (12), Renee Renz (12)

Rebounding

Had more than 50 reboundsvs. UIW (53), 12/10/13
Had more than 45 reboundsvs. TXST (46), 2/7/15
Had fewer than 25 reboundsat GS (24), 2/20/16
Outrebounded opponent by 10+at MEM (37-23), 12/4/16
Outrebounded opponent by 20+vs. GS (36-16), 1/28/16
Outrebounded opponent by 30+vs. UIW (53-20), 12/10/13
Had 2 players with 10+ reboundsvs. ASU, 3/1/16 Kaitlyn Pratt (11), Shanity James (14)

Miscellaneous

Won in overtimevs. Memphis (68-63), 11/22/13
Lost in overtimeat Louisiana (54-56, 2 OT), 12/29/12
Had 20+ assistsvs. No. 20/21 Texas A&M, 3/21/15
Out-assisted opponent by 10+vs. ULM (16-4), 2/11/16
Had 15+ stealsat SDSU (15), 12/18/14
Had 10+ blocksvs. Louisiana Tech (11), 1/30/13
Had 2 players with double-doublesvs. ASU, 3/1/16 Kaitlyn Pratt (14 pts, 11 rbs) & Shanity James (25 pts, 14 rbs)
Won by 40+ pointsvs. TXST (87-44), 3/13/15
Won by 30+ pointsvs. USA (74-43), 2/6/16
Allowed 40 points or fewerat GSU (39), 2/18/16
Opponent shot > 50% FGat Troy (29-55, .527), 1/2/16
Opponent shot > 50% 3PTat Mo. State (8-15, .533), 11/28/16

THE LAST TIME A TROJAN...

Scored 50+ points Never
Scored 40+ pointsChastity Reed (40) at USA, 2/23/11
Scored 30+ pointsTaylor Gault (31) vs. ORU, 11/21/12
Shot 100% in FGs (min. 6) ...	Keanna Keys (11-11) vs. GS, 2/14/15
Made 15+ field goalsChastity Reed (17) at USA, 2/23/11
Attempted 30+ field goalsChastity Reed (32) vs. ULM, 1/12/11
Made 5+ three-pointersAlexius Dawn vs. TXST (6), 3/13/15
Attempted 15+ 3sKim Sitzmann (19) at La. Tech, 12/22/08
Made 12+ free throwsTaylor Gault (12-16) vs. UTA, 2/22/14
Shot 100% FTs (min. 8)	Kaitlyn Pratt vs. ORU (8-8), 12/1/16
Had 15+ reboundsKaitlyn Pratt (17) vs. SLU, 11/26/16
Had 20+ reboundsKay Gathright (21) vs. Philander Smith, 2/17/81
Had 10+ assistsKa'Nesheia Cobbins (10) vs. GSU, 3/11/15
Had 8+ stealsAngela Jones (8) vs. Philander Smith, 12/4/84
Had 5+ blocksTaylor Gault (6) vs. Troy, 11/29/12
Had a double-doubleKaitlyn Pratt vs. ORU (24p/12r), 12/1/16
Had a triple-doubleShanika Butler (10p/12r/12a) vs. ULL, 1/16/10

LR NATIONAL RANKINGS

(through 12/10)

Team		
Scoring Defense	18th	52.6
Free-Throw Percentage	29th	.760
Turnovers Per Game	87th	14.6

Individuals

Minutes Played		
Monique Townson	48th	343
Sharde' Collins	98th	320

Minutes Played Per Game

Monique Townson	6th	38.11
Sharde' Collins	56th	35.56

Free Throws Made

Kaitlyn Pratt	33rd	42
---------------	------	----

Free Throw Attempts

Kaitlyn Pratt	64th	50
---------------	------	----

Assists

Monique Townson	98th	39
-----------------	------	----

Rebounds

Kaitlyn Pratt	133rd	69
---------------	-------	----

LR HIGH/LOW

Points
High: 58, 2x, last at Missouri State, 11/28/16
Low: 31 at Green Bay, 11/13/16

Field Goals Made
High: 24 at Oklahoma, 11/16/16
Low: 10 at Green Bay, 11/13/16

Field Goals Attempted
High: 60 at Oklahoma, 11/16/16
Low: 45 at Green Bay, 11/13/16

Field Goal Percentage
High: .440 (22-50) at Missouri State, 11/28/16
Low: .222 (10-45) at Green Bay, 11/13/16

Three-Point Field Goals Made
High: 4 at Oklahoma, 11/16/16
Low: 2, 4x, last vs. Oral Roberts, 12/1/16

Three-Point Field Goals Attempted
High: 17 at Oklahoma, 11/16/16
Low: 7 vs. Oral Roberts, 12/1/16

Three-Point Percentage
High: .300 (3-10) at Missouri State, 11/28/16
Low: .143 (2-14) vs. Texas A&M, 11/23/16

Free Throws Made
High: 19 vs. North Texas, 11/11/16
Low: 6 at Oklahoma, 11/16/16

Free Throws Attempted
High: 27 vs. North Texas, 11/11/16
Low: 8 at Fordham, 11/19/16

Free Throw Percentage
High: 1.000 (8-8) at Fordham, 11/19/16
Low: .500 (6-12) at Oklahoma, 11/16/16

Rebounds
High: 43 vs. Saint Louis, 11/26/16
Low: 23 at Fordham, 11/19/16

Assists
High: 12 vs. Saint Louis, 11/26/16
Low: 4 at Green Bay, 11/13/16

Steals
High: 9, 2x, last at Missouri State, 11/28/16
Low: 0 vs. Texas A&M, 11/23/16

Blocked Shots
High: 4 at Green Bay, 11/13/16
Low: 0, 2x, last vs. Oral Roberts, 12/1/16

Turnovers
High: 19 at Memphis, 12/4/16
Low: 8 vs. Saint Louis, 11/26/16

Fouls
High: 22, 2x, last at Fordham, 11/19/16
Low: 10 at Memphis, 12/4/16

OPP. HIGH/LOW

Points
High: 68 at Oklahoma, 11/16/16
Low: 43 vs. Saint Louis, 11/26/16

Field Goals Made
High: 25 at Oklahoma, 11/16/16
Low: 16 vs. Saint Louis, 11/26/16

Field Goals Attempted
High: 60 at Oklahoma, 11/16/16
Low: 44 at Fordham, 11/19/16

Field Goal Percentage
High: .477 (21-44) at Fordham, 11/19/16
Low: .308 (16-52) vs. Saint Louis, 11/26/16

Three-Point Field Goals Made
High: 8 at Missouri State, 11/28/16
Low: 2, 3x, last at Memphis, 12/4/16

Three-Point Field Goals Attempted
High: 21 vs. Saint Louis, 11/26/16
Low: 5, Texas A&M, 11/23/16

Three-Point Percentage
High: .533 (8-15) at Missouri State, 11/28/16
Low: .308 (4-13) vs. Oklahoma, 11/16/16

Free Throws Made
High: 17 at Fordham, 11/19/16
Low: 1 at Missouri State, 11/28/16

Free Throws Attempted
High: 18 at Fordham, 11/19/16
Low: 4 at Missouri State, 11/28/16

Free Throw Percentage
High: .944 (17-18) at Fordham, 11/19/16
Low: .625 (5-8) vs. North Texas, 11/11/16

Rebounds
High: 42 at Oklahoma, 11/16/16
Low: 23 at Memphis, 12/4/16

Assists
High: 13, 2x, last at Fordham, 11/19/16
Low: 8 at Oklahoma, 11/16/16

Steals
High: 9 at Green Bay, 11/13/16
Low: 3, 2x, last Texas A&M, 11/23/16

Blocked Shots
High: 5, 2x, last at Oklahoma, 11/16/16
Low: 1 at Missouri State, 11/28/16

Turnovers
High: 20 vs. North Texas, 11/11/16
Low: 11 at Green Bay, 11/13/16

Fouls
High: 23 vs. North Texas, 11/11/16
Low: 13, 2x, last at Fordham

LR INDIVIDUAL HIGHS

Points
24 Kaitlyn Pratt vs. ORU, 12/1

Field Goals Made
9 Sharde' Collins at OU, 11/16
9 Kaitlyn Pratt at MEM, 12/4

Field Goals Attempted
22 Sharde' Collins at OU, 11/16

Field Goal Percentage
.643 (9-14) Kaitlyn Pratt at MEM, 12/4

3-Point FG Made
3 Sharde' Collins at FORD, 11/19

3-Point FG Att.
8 Monique Townson vs. TAMU, 11/23

3-Point Percentage (min. 3 made)
.750 Sharde' Collins at FORD, 11/19

Free Throws Made
9 Monique Townson at GB, 11/13

Free Throws Att.
11 Kaitlyn Pratt vs. NT, 11/11

Free Throw Percentage (min. 6 made)
1.00 (8-8) Kaitlyn Pratt vs. TAMU, 11/23
1.00 (8-8) Kaitlyn Pratt vs. ORU, 12/1

Rebounds
17 Kaitlyn Pratt vs. SLU, 11/26

Assists
8 Monique Townson vs. SLU, 11/26

Steals
4 Kaitlyn Pratt at OU, 11/16

Blocks
2 Ron. DeGray vs. NT, 11/11
2 Monique Townson vs. NT, 11/11
2 Anna Hurlburt vs. SLU, 11/26
2 Anna Hurlburt at MSU, 11/28

Turnovers
5 Monique Townson at GB, 11/13
5 Kaitlyn Pratt at GB, 11/13
5 Kaitlyn Pratt vs. NT, 11/11

Fouls
5 Rae. DeGray at OU, 11/16
5 Kaitlyn Pratt at MSU, 11/28

Minutes
40 Sharde' Collins vs. ORU, 12/1
40 Monique Townson at MEM, 12/4

AP TOP 25 (12/5)

	Team (1st Place)	Record	Pts
1	Connecticut (18)	7-0	809
2	Notre Dame (15)	8-0	807
3	Baylor	9-1	750
4	Maryland	8-0	732
5	Mississippi State	8-0	668
6	South Carolina	6-1	660
7	Florida State	8-1	613
8	Louisville	7-2	574
9	UCLA	6-1	564
10	Stanford	8-1	525
11	Washington	8-1	487
12	Ohio State	6-3	403
13	West Virginia	9-0	401
14	Miami	7-1	398
15	Kentucky	6-2	338
16	DePaul	5-2	252
17	Texas	2-4	249
18	Colorado	8-0	231
19	Oklahoma	5-2	187
20	Syracuse	6-3	161
21	Duke	9-1	158
22	South Florida	5-0	109
23	Florida	6-2	105
24	Oregon State	5-1	70
25	Virginia Tech	7-0	66

Others Receiving Votes: Oregon 65, Kansas State 48, Arizona State 48, Michigan 48, Tennessee 31, California 30, Auburn 28, **Green Bay 22**, Texas A&M 22, Northwestern 17, Marquette 15, Gonzaga 8, Oklahoma State 8, Michigan State 6, Boise State 6, USC 5, Vanderbilt 1.

COACHES POLL (12/6)

	Team (1st Place)	Record	Pts
1	Notre Dame (18)	8-0	784
2	Connecticut (14)	7-0	781
3	Baylor	9-1	716
4	Maryland	8-0	715
5	Mississippi State	8-0	653
6	South Carolina	6-1	642
7	Florida State	8-1	602
8	Louisville	7-2	555
9	UCLA	6-1	554
10	Stanford	8-1	520
11	Washington	8-1	471
12	Ohio State	6-3	402
13	Miami	7-1	400
14	West Virginia	9-0	355
15	DePaul	6-2	323
16	Oregon State	5-1	255
17	Texas	2-4	239
18	Kentucky	6-2	230
19	Syracuse	6-3	196
20	Oklahoma	5-2	141
21	Duke	9-1	122
22	South Florida	6-0	120
23	Arizona State	5-2	105
24	California	7-0	74
25	Florida	6-2	60

Others Receiving Votes: Michigan State 59, Virginia Tech 53, Colorado 51, Texas A&M 47, **Green Bay 39**, Oklahoma State 33, Michigan 27, South Dakota State 22, Oregon 20, Tennessee 15, Kansas State 6, Northwestern 6, Marquette 5, Gonzaga 1, Georgia Tech 1.

MID-MAJOR TOP 25 (12/6)

	Team (1st)	Record	Pts.	Pvs.	Conference
1.	S. Dak. St. (26)	6-1	765	1	Summit
2.	Green Bay (4)	6-1	729	2	Horizon
3.	Gonzaga	5-2	724	3	West Coast
4.	Ohio (1)	6-0	678	4	MAC
5.	Quinnipiac	6-1	641	5	MAAC
6.	James Mad.	5-3	603	6	Colonial
7.	BYU	4-2	574	7	West Coast
8.	Troy	5-1	535	8	Sun Belt
9.	Drake	3-3	436	9	Missouri Vall.
10.	San Diego	4-2	429	10	West Coast
11.	Mercer	7-1	410	18	Southern
12.	South Dakota	6-2	381	12	Summit
13.	Buffalo	7-0	370	NR	MAC
14.	Saint Mary's	4-4	348	17	West Coast
15.	Bucknell	5-3	296	14	Patriot
16.	Northern Colo.	5-2	287	15	Big Sky
17.	Drexel	4-2	259	22	Colonial
18.	UT Arlington	5-1	189	16	Sun Belt
19.	New Mex. St.	5-3	187	13	WAC
20.	Milwaukee	6-1	169	NR	Horizon
21.	Stetson	8-2	130	21	Atlantic Sun
22.	Central Mich.	6-2	127	NR	MAC
23.	FGCU	3-5	122	23	Atlantic Sun
24.	IUPUI	6-1	90	NR	Summit
25.	Toledo	6-1	88	NR	MAC

Others Receiving Votes: Elon 84, Albany 73, Northern Iowa 71, Chattanooga 57, Jacksonville 43, Army 36, Long Beach State 30, Harvard 29, Bryant 18, Ball State 16, William & Mary 13, Yale 9, Hartford 7, UNC Asheville 7, Central Arkansas 6, Penn 3, Towson 2, Stephen F. Austin 1, Texas Southern 1, Weber State 1, Western Illinois 1.

LITTLE ROCK RECORDS WATCH

SCORING

Player (Years Active)	Points
1. Chastity Reed (2007-2011)	2,207
2. Taylor Gault (2011-2015)	1,973
3. Kim Sitzmann (2006-2010)	1,514
4. Jocelyn Love (2003-2007)	1,495
5. Shanity James (2012-2016)	1,384
6. Alicia Cash (2000-2005)	1,282
7. Anshel Cooper (2006-2009)	1,244
8. Marian Kursh (2008-2012)	1,112
9. Adrian Brown (1981-2085)	1,074
10. Donna Thorton (1981-2085)	1,056

CAREER FIELD GOAL PERCENTAGE

Player (Years Active)	FG%
1. Brettnei Williams (2008-2012)	.563
2. Andrea Keys (2004-2008)	.551
3. <i>Kaitlyn Pratt (2013-Present)</i>	.541
4. Marian Kursh (2008-2012)	.532
5. Shanity James (2012-2016)	.507
6. <i>Keanna Keys (2013-Present)</i>	.506
7. Adrian Brown (1982-1986)	.503
8. Shanika Butler (2007-2011)	.490
9. Anshel Cooper (2006-2009)	.489
10. Eplunus Brooks (1999-2003)	.475

INDIVIDUAL 3-POINT SHOOTING

CAREER MADE

Player (Years Active)	Made
1. Kim Sitzmann (2006-2010)	215
2. Jocelyn Love (2003-2007)	212
3. Janette Merriex (2009-2013)	162
4. Taylor Gault (2011-2015)	150
5. Asriel Rolfe (2007-2011)	121
6. Alexius Dawn (2014-2016)	126
7. Muci Haris (1999-2001)	110
8. Heather Morris (2003-2006)	100
9. Darci Cassidy (2001-2003)	94
10. Nikya Hughes (2006-2008)	78

CAREER ATTEMPTS

Player (Years Active)	Attempted
1. Kim Sitzmann (2006-10)	675
2. Jocelyn Love (2003-2007)	608
3. Janette Merriex (2009-2013)	483
4. Taylor Gault (2011-2015)	438
5. Alexius Dawn (2014-2016)	411
6. Asriel Rolfe (2007-2011)	382
7. Muci Haris (1999-2001)	333
8. Heather Morris (2003-2006)	295
9. Darci Cassidy (2001-2003)	268
10. Alicia Cash (2000-2005)	257

CAREER PERCENTAGE

Player (Years Active)	Percentage
1. Nikya Hughes (2006-2008)	.368
2. Darci Cassidy (2001-2003)	.351
3. Jocelyn Love (2003-2007)	.349
4. Taylor Gault (2011-2015)	.342
5. Heather Morris (2003-2006)	.339
6. Janette Merriex (2009-2013)	.335
7. Muci Haris (1999-2001)	.330
8. Taylor Ford (2010-2014)	.327
9. Brandy Taylor (2002-2004)	.323
10. <i>Sharde' Collins (2013-Present)</i>	.322

INDIVIDUAL FREE THROWS

CAREER MADE

Player (Years Active)	FTs
1. Taylor Gault (2011-2015)	335
2. Shanity James (2012-2016)	312
3. Chastity Reed (2007-2011)	307
4. Jocelyn Love (2003-2007)	265
5. Marian Kursh (2008-2012)	260
6. Anshel Cooper (2006-2009)	234
7. Eplunus Brooks (1999-2003)	226
8. Taylor Ford (2010-2014)	224
9. B.J. Higginbotham (1978-1981)	218
10. Adrian Brown (1981-1985)	208

CAREER ATTEMPTS

Player (Years Active)	Attempts
1. Shanity James (2012-2015)	583
2. Taylor Gault (2011-2015)	460
3. Chastity Reed (2007-2011)	412
4. Marian Kursh (2008-2012)	410
5. Jocelyn Love (2003-2007)	370
6. Eplunus Brooks (1999-2003)	360
7. B.J. Higginbotham (1978-1981)	350
8. Adrian Brown (1981-1985)	343
9. Anshel Cooper (2006-2009)	338
10. Taylor Ford (2010-2014)	315

INDIVIDUAL CAREER REBOUNDS

TOTAL

Player (Years Active)	Rebounds
1. Chastity Reed (2007-2011)	896
2. Shanity James (2012-Present)	853
3. Marian Kursh (2008-2012)	821
4. Adrian Brown (1981-1985)	696
5. Alicia Cash (2000-2005)	682
6. Eplunus Brooks (1999-2003)	677
7. Kiera Clark (2011-2015)	555
8. <i>Kaitlyn Pratt (2013-Present)</i>	546
9. Hannah Fohne (2010-2014)	519
10. Andrea Keys (2004-2008)	494
Taylor Ford (2010-2014)	494

OFFENSIVE (Since 1999-2000)

Player (Year)	Off. Rebounds
1. Shanity James (2012-2016)	335
2. Eplunus Brooks (1999-2003)	283
3. Marian Kursh (2008-2012)	267
4. <i>Kaitlyn Pratt (2013-Present)</i>	258
5. Shanika Butler (2007-2011)	203
6. Shemeka Strong (1999-2002)	195
7. Kiera Clark (2011-2015)	190
8. Brittnei Williams (2008-2012)	181
9. Alicia Cash (2000-2005)	177
10. Tamara Humphrey (2002-2006)	176

DEFENSIVE (Since 1999-2000)

Player (Years Active)	Def. Rebounds
1. Chastity Reed (2007-2011)	736
2. Marian Kursh (2008-2012)	554
3. Shanity James (2012-2016)	518
4. Alicia Cash (2000-2005)	505
5. Taylor Ford (2010-2014)	400
6. Eplunus Brooks (1999-2003)	394
7. Kiera Clark (2011-2015)	365

8. Hannah Fohne (2010-2014)	355
9. Andrea Keys (2004-2008)	324
10. Nikya Hughes (2006-2008)	298

AVERAGE

Player (Year)	Average
1. Adrian Brown (1981-1985)	8.7
2. Evelyn Willingham (1986-1988)	7.5
3. B.J. Higginbotham (1978-1981)	7.4
4. Nikya Hughes (2006-2008)	7.2
5. Chastity Reed (2007-2011)	7.1
6. Eplunus Brooks (1999-2003)	6.9
7. Shanity James (2012-2016)	6.8
8. Renee Renz (2005-2007)	6.5
9. Marian Kursh (2008-2012)	6.3
10. Alicia Cash (2000-2005)	6.1

INDIVIDUAL CAREER BLOCKS

TOTAL

Player (Years Active)	Blocks
1. Hannah Fohne (2010-2014)	113
2. Taylor Gault (2011-2015)	109
3. Adrian Brown (1981-1985)	103
4. Shanity James (2012-2016)	99
5. Chastity Reed (2007-2011)	83
6. Renee Renz (2005-2007)	75
7. Nikya Hughes (2006-2008)	72
8. Roberta Sarti (2000-2003)	63
9. Janette Merriex (2009-2013)	59
10. Alicia Cash (2000-2005)	54

AVERAGE

Player (Year)	Average
1. Adrian Brown (1981-1985)	1.3
2. Renee Renz (2005-2007)	1.3
3. Nikya Hughes (2006-2008)	1.2
4. Hannah Fohne (2010-2014)	1.0
5. Roberta Sarti (2000-2003)	0.9
6. Taylor Gault (2011-2015)	0.8
7. Shanity James (2012-2016)	0.8
8. Chastity Reed (2007-2011)	0.7
9. Carolee Dillard (2012-2013)	0.6
10. Shemeka Strong (1999-2002)	0.6

INDIVIDUAL CAREER STEALS

AVERAGE

Player (Year)	Average
1. Caroline Jones (1981-1984)	2.1
2. Shanika Butler (2007-2011)	1.9
3. Chastity Reed (2007-2011)	1.9
4. Kim Sitzmann (2006-2010)	1.9
5. Alexius Dawn (2014-2016)	1.8
6. Jocelyn Love (2003-2007)	1.7
7. Evelyn Willingham (1986-1988)	1.7
8. Elisha Ramer (1986-1988)	1.7
9. Shemeka Strong (1999-2002)	1.7
10. Heather Morris (2003-2006)	1.6



00 Ronjanae DeGray

Forward | Sophomore | 6-0

Odessa, Texas

Mt. Juliet (Tenn.) HS

2016-17 GAME-BY-GAME

DATE	VS.	Min.	FG-A	3P-3A	FT-A	R	A	TO	Blk	Stl	PF	PTS
11/11	North Texas*	32	2-5	0-0	0-0	7	0	2	2	1	3	5
11/13	Green Bay*	27	0-1	0-0	1-2	4	0	0	1	0	2	1
11/16	Oklahoma*	36	4-7	0-0	0-2	7	0	2	0	0	2	8
11/19	Fordham*	29	1-5	0-0	0-0	1	1	1	0	2	4	2
11/23	Texas A&M*	18	1-3	0-0	0-1	2	0	0	0	0	4	2
11/26	Saint Louis*	32	4-7	0-0	0-0	9	1	0	0	1	2	8
11/28	Missouri State*	37	1-5	0-0	4-4	7	0	1	1	0	2	6
12/1	Oral Roberts*	34	3-9	0-0	0-0	9	0	2	0	1	2	6
12/4	Memphis	32	4-7	0-0	0-0	9	0	2	1	0	1	8
12/13	Mississippi State											
12/18	Tulsa											
12/21	LSU											
12/29	Louisiana											
12/31	ULM											
1/5	Coastal Carolina											
1/7	Appalachian State											
1/14	Arkansas State											
1/19	Troy											
1/21	South Alabama											
1/26	ULM											
1/28	Louisiana											
2/2	Appalachian State											
2/4	Costal Carolina											
2/9	UT Arlington											
2/11	Texas State											
2/18	Arkansas State											
2/23	Georgia Southern											
2/25	Georgia State											
3/2	South Alabama											
3/5	Troy											

SEASON HIGHS

Points..... 8, 3x, last at MEM (12/4/16)
 Rebounds..... 9, 3x, last at MEM (12/4/16)
 FG Made..... 4, 3x, last at MEM (12/4/16)
 FG Attempts..... 9 vs. ORU (12/1/16)
 FT Made..... 4 at MSU (11/28/16)
 FT Attempts..... 4 at MSU (11/28/16)
 3pt Made..... n/a
 3pt Attempts..... n/a
 Assists..... 1, 2x, last vs. SLU (11/26/16)
 Steals..... 2 at FORD (11/19/16)
 Blocks..... 2 vs. NT (11/11/16)
 Minutes..... 36 at OU (11/16/16)

CAREER HIGHS

Points..... 8, 3x, last at MEM (12/4/16)
 Rebounds..... 9, 3x, last at MEM (12/4/16)
 FG Made..... 4, 3x, last at MEM (12/4/16)
 FG Attempts..... 9 vs. ORU (12/1/16)
 FT Made..... 4, 2x, last at MSU (11/28/16)
 FT Attempts..... 4, 2x, last at MSU (11/28/16)
 3pt Made..... n/a
 3pt Attempts..... n/a
 Assists..... 1, 3x, last vs. SLU (11/26/16)
 Steals..... 2 at FORD (11/19/16)
 Blocks..... 2 vs. NT (11/11/16)
 Minutes..... 36 at OU (11/16/16)

DeGRAY'S CAREER STATISTICS

Year	GP-GS	Min./Avg.	FG-A/Pct.	3FG-A/Pct.	FT-A/Pct.	O-D Reb.	Tot./Avg.	PF/DQ	A	TO	BLK	Stl	Pts/Avg.
2015-16	18-1	114/6.3	11-29/.379	0-0/.000	9-12/.750	8-10	18/1.0	14/0	0	6	3	1	31/1.7
2016-17	9-8	277/30.8	20-52/.385	0-0/.000	6-13/.462	22-33	55/6.1	22/0	2	10	5	5	46/5.1
TOTAL	27-9	391/14.5	31-81/.383	0-0/.000	15-25/.600	30-43	73/2.7	36/0	2	16	8	6	77/2.9



2 Monique Townson
Guard | Junior | 5-6
Kansas City, Mo.
Staley HS

HONORS & AWARDS

2014-15 SBC Commissioner's List

SEASON HIGHS

Points 13 vs. NT (11/11/16)
Rebounds 7 vs. SLU (11/26/16)
FG Made 4 at MSU (11/28/16)
FG Attempts 13 vs. TAMU (11/23/16)
FT Made 9 vs. NT (11/11/16)
FT Attempts 10 vs. NT (11/11/16)
3pt Made 2 at GB (11/14/16)
3pt Attempts 4 at OU (11/16/16)
Assists 8 vs. SLU (11/26/16)
Steals 2, 3x, last at MSU (11/28/16)
Blocks 2 vs. NT (11/11/16)
Minutes 40 at MEM (12/4/16)

CAREER HIGHS

Points 13 vs. NT (11/11/16)
Rebounds 7, 2x, last vs. SLU (11/26/16)
FG Made 4, 4x, last at MSU (11/28/16)
FG Attempts 13 vs. TAMU (11/23/16)
FT Made 9 vs. NT (11/11/16)
FT Attempts 10 vs. NT (11/11/16)
3pt Made 3 at Rice (11/22)
3pt Attempts 4, 2x, last at OU (11/16/16)
Assists 8, 2x, last vs. SLU (11/26/16)
Steals 5, 2x, last vs. Troy (2/4/16)
Blocks 1 vs. APP (1/14/16)
Minutes 40, 6x, last at MEM (12/4/16)

TROJAN CAREER RANKINGS

5. Free throw percentage - .757

2016-17 GAME-BY-GAME

DATE	VS.	Min.	FG-A	3P-3A	FT-A	R	A	TO	Blk	Stl	PF	PTS
11/11	North Texas*	36	2-7	0-1	9-10	2	4	3	2	0	3	13
11/13	Green Bay*	39	2-5	2-2	6-8	2	2	5	0	0	3	12
11/16	Oklahoma*	37	2-7	0-4	0-0	3	5	3	0	2	4	4
11/19	Fordham*	37	3-11	0-2	2-2	6	3	1	0	2	2	8
11/23	Texas A&M*	38	3-15	1-8	1-2	0	1	4	0	0	4	8
11/26	Saint Louis*	39	0-8	0-2	0-0	7	8	1	0	0	1	0
11/28	Missouri State*	39	4-10	1-4	0-2	4	5	3	0	2	1	9
12/1	Oral Roberts*	38	2-6	1-2	0-0	6	7	2	0	1	2	5
12/4	Memphis*	40	2-4	1-1	3-3	4	4	4	0	1	3	8
12/13	Mississippi State											
12/18	Tulsa											
12/21	LSU											
12/29	Louisiana											
12/31	ULM											
1/5	Coastal Carolina											
1/7	Appalachian State											
1/14	Arkansas State											
1/19	Troy											
1/21	South Alabama											
1/26	ULM											
1/28	Louisiana											
2/2	Appalachian State											
2/4	Costal Carolina											
2/9	UT Arlington											
2/11	Texas State											
2/18	Arkansas State											
2/23	Georgia Southern											
2/25	Georgia State											
3/2	South Alabama											
3/5	Troy											

TOWNSON'S CAREER STATISTICS

Year	GP-GS	Min./Avg.	FG-A/Pct.	3FG-A/Pct.	FT-A/Pct.	O-D Reb.	Tot./Avg.	PF/DQ	A	TO	BLK	Stl	Pts/Avg.
2014-15	22-0	103/4.7	6-16/.375	5-10/.500	9-16/.563	4-9	13/0.6	12/0	8	5	4	6	26/1.2
2015-16	33-30	1087/32.9	58-155/.374	17-47/.362	57-72/.792	20-87	107/3.2	100/3	106	93	1	42	190/5.8
2016-17	9-9	343/38.1	20-73/.274	6-26/.231	21-27/.778	7-27	34/3.8	23/0	39	26	2	8	67/7.4
TOTAL	64-39	1533/24.0	84-244/.344	28-83/.337	87-115/.757	31-123	154/2.4	135/3	153	124	3	56	283/4.4



4 Kira Shepard
Guard | Sophomore | 5-7
Fort Smith, Ark.
Northside HS

2016-17 GAME-BY-GAME

DATE	VS.	Min.	FG-A	3P-3A	FT-A	R	A	TO	Blk	Stl	PF	PTS
11/11	North Texas											dnp - injury
11/13	Green Bay											dnp - injury
11/16	Oklahoma											dnp - injury
11/19	Fordham											dnp - injury
11/23	Texas A&M											dnp - injury
11/26	Saint Louis											dnp - injury
11/28	Missouri State											dnp - injury
12/1	Oral Roberts											dnp - injury
12/4	Memphis											dnp - injury
12/13	Mississippi State											
12/18	Tulsa											
12/21	LSU											
12/29	Louisiana											
12/31	ULM											
1/5	Coastal Carolina											
1/7	Appalachian State											
1/14	Arkansas State											
1/19	Troy											
1/21	South Alabama											
1/26	ULM											
1/28	Louisiana											
2/2	Appalachian State											
2/4	Costal Carolina											
2/9	UT Arlington											
2/11	Texas State											
2/18	Arkansas State											
2/23	Georgia Southern											
2/25	Georgia State											
3/2	South Alabama											
3/5	Troy											

SEASON HIGHS

Pointsn/a
Reboundsn/a
FG Maden/a
FG Attemptsn/a
FT Maden/a
FT Attemptsn/a
3pt Maden/a
3pt Attemptsn/a
Assistsn/a
Stealsn/a
Blocksn/a
Minutesn/a

CAREER HIGHS

Points 14 at ORU (11/24/15)
Rebounds 6 vs. Memphis (11/27/15)
FG Made 5 at ORU (11/24/15)
FG Attempts 10 at ORU (11/24/15)
FT Made 2 vs. Memphis (11/27/15)
FT Attempts 2, 2x, last vs. Memphis (11/27/15)
3pt Made 3 at ORU (11/24/15)
3pt Attempts 4 at ORU (11/24/15)
Assists 5, 2x, last vs. Missouri State (12/20/15)
Steals 5 at ORU (11/24/15)
Blocksn/a
Minutes 36 at ORU (11/24/15)

SHEPARD'S CAREER STATISTICS

Year	GP-GS	Min./Avg.	FG-A/Pct.	3FG-A/Pct.	FT-A/Pct.	O-D Reb.	Tot./Avg.	PF/DQ	A	TO	BLK	Stl	Pts/Avg.
2015-16	30-8	448/14.9	24-65/.369	8-23/.348	6-9/.667	4-40	44/1.5	30/1	34	43	0	19	62/2.1
2016-17	0-0	0/0	0-0/.000	0-0/.000	0-0/.000	0-0	0/0.0	0/0	0	0	0	0	0/0.0
TOTAL	30-8	448/14.9	24-65/.369	8-23/.348	6-9/.667	4-40	44/1.5	30/1	34	43	0	19	62/2.1



5 Carolee Dillard
 Forward | Senior | 6-2
 Midwest City, Okla.
 Midwest City HS

2016-17 GAME-BY-GAME

DATE	VS.	Min.	FG-A	3P-3A	FT-A	R	A	TO	Blk	Stl	PF	PTS
11/11	North Texas											dnp - not on roster
11/13	Green Bay											dnp - not on roster
11/16	Oklahoma											dnp - not on roster
11/19	Fordham											dnp - not on roster
11/23	Texas A&M											dnp - not on roster
11/26	Saint Louis											dnp - not on roster
11/28	Missouri State											dnp - not on roster
12/1	Oral Roberts											dnp - not on roster
12/4	Memphis	7	0-3	0-2	0-0	2	0	1	0	0	1	0
12/13	Mississippi State											
12/18	Tulsa											
12/21	LSU											
12/29	Louisiana											
12/31	ULM											
1/5	Coastal Carolina											
1/7	Appalachian State											
1/14	Arkansas State											
1/19	Troy											
1/21	South Alabama											
1/26	ULM											
1/28	Louisiana											
2/2	Appalachian State											
2/4	Costal Carolina											
2/9	UT Arlington											
2/11	Texas State											
2/18	Arkansas State											
2/23	Georgia Southern											
2/25	Georgia State											
3/2	South Alabama											
3/5	Troy											

HONORS & AWARDS

Volleyball: 2015 All-Sun Belt Second Team
 Volleyball: 2016 All-Sun Belt Second Team

SEASON HIGHS

Pointsn/a
 Rebounds 2 at MEM (12/4/16)
 FG Made.....n/a
 FG Attempts..... 3 at MEM (12/4/16)
 FT Maden/a
 FT Attempts.....n/a
 3pt Made.....n/a
 3pt Attempts..... 2 at MEM (12/4/16)
 Assists.....n/a
 Steals.....n/a
 Blocks.....n/a
 Minutes 7 at MEM (12/4/16)

CAREER HIGHS

Points 10, 2x, last vs. Texas (12/4/13)
 Rebounds 16 vs. FIU (1/12/13)
 FG Made..... 4 at Texas (12/4/13)
 FG Attempts 9 at Texas (12/4/13)
 FT Made 4 vs. FIU (1/12/13)
 FT Attempts 7 vs. FIU (1/12/13)
 3pt Made 2 at Southern Miss (11/19/13)
 3pt Attempts..... 3 at Southern Miss (11/19/13)
 Assists 2, 6x, last at WKU (1/18/13)
 Steals..... 2, 2x, last at ORU (1/30/13)
 Blocks..... 2, 3x, last vs. MTSU (3/11/13)
 Minutes 38 vs. FIU (1/12/13)

TROJAN CAREER RANKINGS

9. Blocked shots average – 0.6 per game

DILLARD'S CAREER STATISTICS

Year	GP-GS	Min./Avg.	FG-A/Pct.	3FG-A/Pct.	FT-A/Pct.	O-D Reb.	Tot./Avg.	PF/DQ	A	TO	BLK	Stl	Pts/Avg.
2012-13	28-5	303/10.8	28-65/.431	0-0/.000	13-21/.619	22-52	74/2.6	46/4	17	15	16	10	69/2.5
2013-14	6-2	128/21.3	10-26/.385	2-9/.222	4-6/.667	7-11	18/3.0	12/0	2	8	4	2	26/4.3
2016-17	1-0	7/7.0	0-3/.000	0-2/.000	0-0/.000	1-1	2/2.0	1/0	0	1	0	0	0/0.0
TOTAL	35-7	438/12.5	38-94/.404	2-11/.182	17-27/.630	30-64	94/2.7	59/4	19	24	20	12	95/2.7



10 Destinee Pointer

Guard | Freshman | 5-7

Waxahachie, Texas

Waxahachie HS

SEASON HIGHS

Pointsn/a
Reboundsn/a
FG Maden/a
FG Attemptsn/a
FT Maden/a
FT Attemptsn/a
3pt Maden/a
3pt Attemptsn/a
Assistsn/a
Stealsn/a
Blocksn/a
Minutesn/a

CAREER HIGHS

Pointsn/a
Reboundsn/a
FG Maden/a
FG Attemptsn/a
FT Maden/a
FT Attemptsn/a
3pt Maden/a
3pt Attemptsn/a
Assistsn/a
Stealsn/a
Blocksn/a
Minutesn/a

2016-17 GAME-BY-GAME

DATE	VS.	Min.	FG-A	3P-3A	FT-A	R	A	TO	Blk	Stl	PF	PTS
11/11	North Texas											dnp - coach's decision
11/13	Green Bay											dnp - coach's decision
11/16	Oklahoma											dnp - coach's decision
11/19	Fordham											dnp - coach's decision
11/23	Texas A&M											dnp - coach's decision
11/26	Saint Louis											dnp - coach's decision
11/28	Missouri State											dnp - coach's decision
12/1	Oral Roberts											dnp - coach's decision
12/4	Memphis											dnp - coach's decision
12/13	Mississippi State											
12/18	Tulsa											
12/21	LSU											
12/29	Louisiana											
12/31	ULM											
1/5	Coastal Carolina											
1/7	Appalachian State											
1/14	Arkansas State											
1/19	Troy											
1/21	South Alabama											
1/26	ULM											
1/28	Louisiana											
2/2	Appalachian State											
2/4	Costal Carolina											
2/9	UT Arlington											
2/11	Texas State											
2/18	Arkansas State											
2/23	Georgia Southern											
2/25	Georgia State											
3/2	South Alabama											
3/5	Troy											

POINTER'S CAREER STATISTICS

Year	GP-GS	Min./Avg.	FG-A/Pct.	3FG-A/Pct.	FT-A/Pct.	O-D Reb.	Tot./Avg.	PF/DQ	A	TO	BLK	Stl	Pts/Avg.
2016-17	0-0	0/0	0-0/.000	0-0/.000	0-0/.000	0-0	0/0.0	0/0	0	0	0	0	0/0.0
TOTAL	0-0	0/0	0-0/.000	0-0/.000	0-0/.000	0-0	0/0.0	0/0	0	0	0	0	0/0.0



11 Alex Murray
Guard | Freshman | 5-11
Pearcy, Ark.
Bearden HS

2016-17 GAME-BY-GAME

DATE	VS.	Min.	FG-A	3P-3A	FT-A	R	A	TO	Blk	Stl	PF	PTS
11/11	North Texas											dnp - injury
11/13	Green Bay											dnp - injury
11/16	Oklahoma											dnp - injury
11/19	Fordham											dnp - injury
11/23	Texas A&M											dnp - injury
11/26	Saint Louis											dnp - injury
11/28	Missouri State											dnp - injury
12/1	Oral Roberts											dnp - injury
12/4	Memphis											dnp - injury
12/13	Mississippi State											
12/18	Tulsa											
12/21	LSU											
12/29	Louisiana											
12/31	ULM											
1/5	Coastal Carolina											
1/7	Appalachian State											
1/14	Arkansas State											
1/19	Troy											
1/21	South Alabama											
1/26	ULM											
1/28	Louisiana											
2/2	Appalachian State											
2/4	Costal Carolina											
2/9	UT Arlington											
2/11	Texas State											
2/18	Arkansas State											
2/23	Georgia Southern											
2/25	Georgia State											
3/2	South Alabama											
3/5	Troy											

SEASON HIGHS

Pointsn/a
Reboundsn/a
FG Maden/a
FG Attemptsn/a
FT Maden/a
FT Attemptsn/a
3pt Maden/a
3pt Attemptsn/a
Assistsn/a
Stealsn/a
Blocksn/a
Minutesn/a

CAREER HIGHS

Pointsn/a
Reboundsn/a
FG Maden/a
FG Attemptsn/a
FT Maden/a
FT Attemptsn/a
3pt Maden/a
3pt Attemptsn/a
Assistsn/a
Stealsn/a
Blocksn/a
Minutesn/a

MURRAY'S CAREER STATISTICS

Year	GP-GS	Min./Avg.	FG-A/Pct.	3FG-A/Pct.	FT-A/Pct.	O-D Reb.	Tot./Avg.	PF/DQ	A	TO	BLK	Stl	Pts/Avg.
2016-17	0-0	0/0	0-0/.000	0-0/.000	0-0/.000	0-0	0/0.0	0/0	0	0	0	0	0/0.0
TOTAL	0-0	0/0	0-0/.000	0-0/.000	0-0/.000	0-0	0/0.0	0/0	0	0	0	0	0/0.0



12 Sydney Chastain

Guard | Freshman | 5-7

Oklahoma City, Okla.

Westmoore HS

2016-17 GAME-BY-GAME

DATE	VS.	Min.	FG-A	3P-3A	FT-A	R	A	TO	Blk	Stl	PF	PTS
11/11	North Texas	7	1-1	0-0	0-0	1	0	0	0	0	0	2
11/13	Green Bay	1	0-0	0-0	0-0	0	0	1	0	0	0	0
11/16	Oklahoma	2	0-0	0-0	0-0	0	1	0	0	0	0	0
11/19	Fordham	3	0-0	0-0	0-0	0	0	2	0	0	0	0
11/23	Texas A&M	2	0-1	0-0	0-0	0	1	0	0	0	0	0
11/26	Saint Louis	1	0-0	0-0	0-0	0	0	0	0	0	1	0
11/28	Missouri State	1	0-0	0-0	0-0	0	0	0	0	0	0	0
12/1	Oral Roberts	2	0-0	0-0	0-0	0	0	0	0	0	0	0
12/4	Memphis											dnp - coach's decision
12/13	Mississippi State											
12/18	Tulsa											
12/21	LSU											
12/29	Louisiana											
12/31	ULM											
1/5	Coastal Carolina											
1/7	Appalachian State											
1/14	Arkansas State											
1/19	Troy											
1/21	South Alabama											
1/26	ULM											
1/28	Louisiana											
2/2	Appalachian State											
2/4	Costal Carolina											
2/9	UT Arlington											
2/11	Texas State											
2/18	Arkansas State											
2/23	Georgia Southern											
2/25	Georgia State											
3/2	South Alabama											
3/5	Troy											

SEASON HIGHS

Points	2 vs. NT (11/11/16)
Rebounds	1 vs. NT (11/11/16)
FG Made	1 vs. NT (11/11/16)
FG Attempts	1, 2x, last vs. TAMU (11/23/16)
FT Made	n/a
FT Attempts	n/a
3pt Made	n/a
3pt Attempts	n/a
Assists	1, 2x, last vs. TAMU (11/23/16)
Steals	n/a
Blocks	n/a
Minutes	7 vs. NT (11/11/16)

CAREER HIGHS

Points	2 vs. NT (11/11/16)
Rebounds	1 vs. NT (11/11/16)
FG Made	1 vs. NT (11/11/16)
Assists	1, 2x, last vs. TAMU (11/23/16)
FT Made	n/a
FT Attempts	n/a
3pt Made	n/a
3pt Attempts	n/a
Assists	1, 2x, last vs. TAMU (11/23/16)
Steals	n/a
Blocks	n/a
Minutes	7 vs. NT (11/11/16)

CHASTAIN'S CAREER STATISTICS

Year	GP-GS	Min./Avg.	FG-A/Pct.	3FG-A/Pct.	FT-A/Pct.	O-D Reb.	Tot./Avg.	PF/DQ	A	TO	BLK	Stl	Pts/Avg.
2016-17	8-0	19/2.4	1-2/.500	0-0/.000	0-0/.000	0-1	1/0.1	0/0	2	3	0	0	2/0.3
TOTAL	8-0	19/2.4	1-2/.500	0-0/.000	0-0/.000	0-1	1/0.1	0/0	2	3	0	0	2/0.3



13 Sharde' Collins

Guard | Senior | 5-9

Texarkana, Texas

Liberty-Eylau HS

HONORS & AWARDS

2016 Sun Belt All-Tournament Team

2016-17 Preseason All-Sun Belt Second Team

SEASON HIGHS

Points.....23 at OU (11/16/16)
 Rebounds.....6 at GB (11/14/16)
 FG Made.....9 at OU (11/16/16)
 FG Attempts.....22 at OU (11/16/16)
 FT Made.....4 at MEM (12/4/16)
 FT Attempts.....4, 2x, last at MEM (12/4/16)
 3pt Made.....3 at FORD (11/19/16)
 3pt Attempts.....7 at OU (11/16/16)
 Assists.....3 at MEM (12/4/16)
 Steals.....1 vs. NT (11/11/16)
 Blocks.....n/a
 Minutes.....40 vs. ORU (12/1/16)

CAREER HIGHS

Points.....23 at OU (11/16/16)
 Rebounds.....7, 2x, last vs. GSU (1/30/16)
 FG Made.....9, 2x, last at OU (11/16/16)
 FG Attempts.....22 at OU (11/16/16)
 FT Made.....5 vs. Troy (1/11/14)
 FT Attempts.....6, 3x, last at Troy (1/2/16)
 3pt Made.....4 vs. Troy (2/4/16)
 3pt Attempts.....10 vs. Troy (2/4/16)
 Assists.....5 vs. Memphis (11/27/15)
 Steals.....2, 6x, last vs. UTA (2/25/16)
 Blocks.....n/a
 Minutes.....40, 6x, last vs. ORU (12/1/16)

TROJAN CAREER RANKINGS

10. 3-point percentage – .322

2016-17 GAME-BY-GAME

DATE	VS.	Min.	FG-A	3P-3A	FT-A	R	A	TO	Blk	Stl	PF	PTS
11/11	North Texas*	39	7-14	2-4	1-2	4	0	4	0	1	1	17
11/13	Green Bay*	28	1-11	0-4	1-2	6	1	1	0	0	2	3
11/16	Oklahoma*	38	9-22	2-7	3-4	4	0	1	0	2	4	23
11/19	Fordham*	35	5-12	3-4	2-2	2	0	1	0	0	4	15
11/23	Texas A&M*	36	1-7	0-1	0-0	3	1	1	0	0	3	2
11/26	Saint Louis*	35	7-15	1-3	0-2	0	0	2	0	1	4	15
11/28	Missouri State*	39	8-19	0-3	0-0	1	0	3	0	1	3	16
12/1	Oral Roberts*	40	6-14	0-3	2-4	1	1	2	0	1	2	14
12/4	Memphis*	30	1-8	0-1	4-4	4	3	3	0	1	3	6
12/13	Mississippi State											
12/18	Tulsa											
12/21	LSU											
12/29	Louisiana											
12/31	ULM											
1/5	Coastal Carolina											
1/7	Appalachian State											
1/14	Arkansas State											
1/19	Troy											
1/21	South Alabama											
1/26	ULM											
1/28	Louisiana											
2/2	Appalachian State											
2/4	Costal Carolina											
2/9	UT Arlington											
2/11	Texas State											
2/18	Arkansas State											
2/23	Georgia Southern											
2/25	Georgia State											
3/2	South Alabama											
3/5	Troy											

COLLINS' CAREER STATISTICS

Year	GP-GS	Min./Avg.	FG-A/Pct.	3FG-A/Pct.	FT-A/Pct.	O-D Reb.	Tot./Avg.	PF/DQ	A	TO	BLK	Stl	Pts/Avg.
2013-14	29-12	570/19.7	46-117/.393	9-33/.273	14-26/.538	11-44	55/1.9	57/1	39	53	1	14	115/4.0
2014-15	23-2	154/6.7	21-46/.457	3-7/.429	2-2/1.000	6-14	20/0.9	18/0	7	16	0	2	47/2.0
2015-16	33-28	1060/32.1	127-348/.365	39-113/.345	27-38/.711	39-73	112/3.4	88/3	57	59	2	25	320/9.7
2016-17	9-9	320/35.6	45-122/.369	8-30/.267	13-20/.650	5-20	25/2.8	26/0	6	18	0	7	111/12.3
TOTAL	94-51	2104/22.4	239-633/.378	59-183/.322	56-86/.651	61-151	212/2.3	189/4	109	146	3	48	593/6.3



15 **Kiara Scott**
Guard | Sophomore | 5-11
Houma, La.
A.J. Ellender HS

2016-17 GAME-BY-GAME

DATE	VS.	Min.	FG-A	3P-3A	FT-A	R	A	TO	Blk	Stl	PF	PTS
11/11	North Texas											
					dnp - coach's decision							
11/13	Green Bay	7	0-4	0-2	0-0	4	0	0	0	1	1	0
11/16	Oklahoma				dnp - coach's decision							
11/19	Fordham	3	0-0	0-0	0-0	0	0	0	0	0	1	0
11/23	Texas A&M	2	1-1	1-1	0-0	1	0	0	0	0	0	3
11/26	Saint Louis				dnp - coach's decision							
11/28	Missouri State				dnp - coach's decision							
12/1	Oral Roberts				dnp - coach's decision							
12/4	Memphis				dnp - coach's decision							
12/13	Mississippi State				dnp - coach's decision							
12/18	Tulsa				dnp - coach's decision							
12/21	LSU				dnp - coach's decision							
12/29	Louisiana				dnp - coach's decision							
12/31	ULM				dnp - coach's decision							
1/5	Coastal Carolina				dnp - coach's decision							
1/7	Appalachian State				dnp - coach's decision							
1/14	Arkansas State				dnp - coach's decision							
1/19	Troy				dnp - coach's decision							
1/21	South Alabama				dnp - coach's decision							
1/26	ULM				dnp - coach's decision							
1/28	Louisiana				dnp - coach's decision							
2/2	Appalachian State				dnp - coach's decision							
2/4	Costal Carolina				dnp - coach's decision							
2/9	UT Arlington				dnp - coach's decision							
2/11	Texas State				dnp - coach's decision							
2/18	Arkansas State				dnp - coach's decision							
2/23	Georgia Southern				dnp - coach's decision							
2/25	Georgia State				dnp - coach's decision							
3/2	South Alabama				dnp - coach's decision							
3/5	Troy				dnp - coach's decision							

SEASON HIGHS

Points	3 vs. TAMU (11/23/16)
Rebounds	4 at GB (11/14/16)
FG Made	1 vs. TAMU (11/23/16)
FG Attempts	4 at GB (11/14/16)
FT Made	n/a
FT Attempts	n/a
3pt Made	1 vs. TAMU (11/23/16)
3pt Attempts	2 at GB (11/14/16)
Assists	n/a
Steals	1 at GB (11/14/16)
Blocks	n/a
Minutes	7 at GB (11/14/16)

CAREER HIGHS

Points	3 vs. TAMU (11/23/16)
Rebounds	4 at GB (11/14/16)
FG Made	1 vs. TAMU (11/23/16)
FG Attempts	4 at GB (11/14/16)
FT Made	n/a
FT Attempts	n/a
3pt Made	1 vs. TAMU (11/23/16)
3pt Attempts	2 at GB (11/14/16)
Assists	n/a
Steals	1 at GB (11/14/16)
Blocks	n/a
Minutes	7 at GB (11/14/16)

SCOTT'S CAREER STATISTICS

Year	GP-GS	Min./Avg.	FG-A/Pct.	3FG-A/Pct.	FT-A/Pct.	O-D Reb.	Tot./Avg.	PF/DQ	A	TO	BLK	Stl	Pts/Avg.
2015-16	0-0	0/0	0-0/.000	0-0/.000	0-0/.000	0-0	0/0.0	0/0	0	0	0	0	0/0.0
2016-17	3-0	12/4.0	1-5/.200	1-3/.333	0-0/.000	2-3	5/1.7	2/0	0	0	0	1	3/1.0
TOTAL	3-0	12/4.0	1-5.200	1-3.333	0-0.000	2-3	5/1.7	2/0	0	0	0	1	3/1.0



23 **Kyra Collier**
Guard | Freshman | 5-9

Little Rock, Ark.
North Little Rock HS

2016-17 GAME-BY-GAME

DATE	VS.	Min.	FG-A	3P-3A	FT-A	R	A	TO	Blk	Stl	PF	PTS
11/11	North Texas	3	0-3	0-0	0-0	2	0	0	0	0	1	0
11/13	Green Bay											
11/16	Oklahoma	21	3-6	2-3	0-0	8	0	1	0	0	2	8
11/19	Fordham	5	0-1	0-0	0-0	1	0	2	0	0	1	0
11/23	Texas A&M*	25	1-10	0-1	0-1	2	2	2	0	0	4	2
11/26	Saint Louis*	31	4-12	1-2	4-4	4	2	1	0	0	3	13
11/28	Missouri State*	35	3-6	1-2	4-4	7	2	2	0	3	1	11
12/1	Oral Roberts*	21	0-4	0-1	0-0	6	1	1	0	0	0	0
12/4	Memphis	36	3-9	1-2	4-4	7	1	3	0	2	1	11
12/13	Mississippi State											
12/18	Tulsa											
12/21	LSU											
12/29	Louisiana											
12/31	ULM											
1/5	Coastal Carolina											
1/7	Appalachian State											
1/14	Arkansas State											
1/19	Troy											
1/21	South Alabama											
1/26	ULM											
1/28	Louisiana											
2/2	Appalachian State											
2/4	Costal Carolina											
2/9	UT Arlington											
2/11	Texas State											
2/18	Arkansas State											
2/23	Georgia Southern											
2/25	Georgia State											
3/2	South Alabama											
3/5	Troy											

SEASON HIGHS

Points13 vs. SLU (11/26/16)
 Rebounds8 at OU (11/16/16)
 FG Made4 vs. SLU (11/26/16)
 FG Attempts12 vs. SLU (11/26/16)
 FT Made4, 3x, last at MEM (12/4/16)
 FT Attempts4, 3x, last at MEM (12/4/16)
 3pt Made2 at OU (11/16/16)
 3pt Attempts3 at OU (11/16/16)
 Assists2, 3x, last at MSU (11/28/16)
 Steals3 at MSU (11/28/16)
 Blocksn/a
 Minutes36 at MEM (12/4/16)

CAREER HIGHS

Points13 vs. SLU (11/26/16)
 Rebounds8 at OU (11/16/16)
 FG Made4 vs. SLU (11/26/16)
 FG Attempts12 vs. SLU (11/26/16)
 FT Made4, 3x, last at MEM (12/4/16)
 FT Attempts4, 3x, last at MEM (12/4/16)
 3pt Made2 at OU (11/16/16)
 3pt Attempts3 at OU (11/16/16)
 Assists2, 3x, last at MSU (11/28/16)
 Steals3 at MSU (11/28/16)
 Blocksn/a
 Minutes36 at MEM (12/4/16)

COLLIER'S CAREER STATISTICS

Year	GP-GS	Min./Avg.	FG-A/Pct.	3FG-A/Pct.	FT-A/Pct.	O-D Reb.	Tot./Avg.	PF/DQ	A	TO	BLK	Stl	Pts/Avg.
2016-17	8-4	177/22.1	14-51/.275	5-11/.455	12-13/.923	8-29	37/4.6	13/0	8	12	0	5	45/5.6
TOTAL	8-4	177/22.1	14-51/.275	5-11/.455	12-13/.923	8-29	37/4.6	13/0	8	12	0	5	45/5.6



24 Emily Lytle
Guard | Freshman | 5-11
Memphis, Tenn.
Evangelical Christian School

2016-17 GAME-BY-GAME

DATE	VS.	Min.	FG-A	3P-3A	FT-A	R	A	TO	Blk	Stl	PF	PTS
11/11	North Texas	21	2-5	0-3	0-0	2	0	1	0	0	3	4
11/13	Green Bay*	25	0-5	0-2	0-0	2	0	4	1	0	1	0
11/16	Oklahoma	15	0-1	0-0	1-2	4	1	3	0	0	1	1
11/19	Fordham	18	0-3	0-2	0-0	4	0	1	0	0	1	0
11/23	Texas A&M	7	0-4	0-1	0-0	2	0	1	0	0	1	0
11/26	Saint Louis`	dnp - coach's decision										
11/28	Missouri State	dnp - coach's decision										
12/1	Oral Roberts	3	0-0	0-0	0-0	0	0	0	0	0	0	0
12/4	Memphis	5	0-2	0-1	0-0	0	1	0	0	0	0	0
12/13	Mississippi State											
12/18	Tulsa											
12/21	LSU											
12/29	Louisiana											
12/31	ULM											
1/5	Coastal Carolina											
1/7	Appalachian State											
1/14	Arkansas State											
1/19	Troy											
1/21	South Alabama											
1/26	ULM											
1/28	Louisiana											
2/2	Appalachian State											
2/4	Costal Carolina											
2/9	UT Arlington											
2/11	Texas State											
2/18	Arkansas State											
2/23	Georgia Southern											
2/25	Georgia State											
3/2	South Alabama											
3/5	Troy											

SEASON HIGHS

Points 4 vs. NT (11/11/16)
 Rebounds 4, 2x, last at FORD (11/19/16)
 FG Made 2 vs. NT (11/11/16)
 FG Attempts 5, 2x, last at GB (11/14/16)
 FT Made 1 at OU (11/16/16)
 FT Attempts 2 at OU (11/16/16)
 3pt Made n/a
 3pt Attempts 3 vs. NT (11/11/16)
 Assists 1 at OU (11/16/16)
 Steals n/a
 Blocks 1 at GB (11/14/16)
 Minutes 25 at GB (11/14/16)

CAREER HIGHS

Points 4 vs. NT (11/11/16)
 Rebounds 4, 2x, last at FORD (11/19/16)
 FG Made 2 vs. NT (11/11/16)
 FG Attempts 5, 2x, last at GB (11/14/16)
 FT Made 1 at OU (11/16/16)
 FT Attempts 2 at OU (11/16/16)
 3pt Made n/a
 3pt Attempts 3 vs. NT (11/11/16)
 Assists 1 at OU (11/16/16)
 Steals n/a
 Blocks 1 at GB (11/14/16)
 Minutes 25 at GB (11/14/16)

LYTLE'S CAREER STATISTICS

Year	GP-GS	Min./Avg.	FG-A/Pct.	3FG-A/Pct.	FT-A/Pct.	O-D Reb.	Tot./Avg.	PF/DQ	A	TO	BLK	Stl	Pts/Avg.
2016-17	7-1	94/13.4	2-20/100	0-9/000	1-2/500	9-5	14/2.0	7/0	2	10	1	0	5/0.7
TOTAL	7-1	94/13.4	2-20/100	0-9/000	1-2/500	9-5	14/2.0	7/0	2	10	1	0	5/0.7



25 Anna Hurlburt
Forward | Freshman | 6-1

Southlake, Texas
Southlake Carroll HS

2016-17 GAME-BY-GAME

DATE	VS.	Min.	FG-A	3P-3A	FT-A	R	A	TO	Blk	Stl	PF	PTS
11/11	North Texas	5	0-0	0-0	0-0	2	0	1	0	0	0	0
11/13	Green Bay	28	3-6	1-2	0-0	4	0	1	1	2	3	7
11/16	Oklahoma	4	1-2	0-0	0-0	0	0	1	1	0	0	2
11/19	Fordham	22	2-5	0-1	0-0	2	1	1	1	0	4	4
11/23	Texas A&M	19	1-3	0-0	0-0	3	0	1	0	0	0	2
11/26	Saint Louis	16	2-3	0-0	0-0	2	0	1	2	0	2	4
11/28	Missouri State	22	1-3	0-0	0-0	4	0	1	2	3	1	2
12/1	Oral Roberts	13	0-1	0-0	0-0	0	0	0	0	0	2	0
12/4	Memphis*	6	0-1	0-1	0-0	0	0	1	1	0	0	0
12/13	Mississippi State											
12/18	Tulsa											
12/21	LSU											
12/29	Louisiana											
12/31	ULM											
1/5	Coastal Carolina											
1/7	Appalachian State											
1/14	Arkansas State											
1/19	Troy											
1/21	South Alabama											
1/26	ULM											
1/28	Louisiana											
2/2	Appalachian State											
2/4	Costal Carolina											
2/9	UT Arlington											
2/11	Texas State											
2/18	Arkansas State											
2/23	Georgia Southern											
2/25	Georgia State											
3/2	South Alabama											
3/5	Troy											

SEASON HIGHS

Points	7 at GB (11/14/16)
Rebounds	4, 2x, last at MSU (11/28/16)
FG Made	3 at GB (11/14/16)
FG Attempts	6 at GB (11/14/16)
FT Made	n/a
FT Attempts	n/a
3pt Made	1 at GB (11/14/16)
3pt Attempts	2 at GB (11/14/16)
Assists	1 at FORD (11/19/16)
Steals	3 at MSU (11/28/16)
Blocks	2, 2x, last at MSU (11/28/16)
Minutes	28 at GB (11/14/16)

CAREER HIGHS

Points	7 at GB (11/14/16)
Rebounds	4, 2x, last at MSU (11/28/16)
FG Made	3 at GB (11/14/16)
FG Attempts	6 at GB (11/14/16)
FT Made	n/a
FT Attempts	n/a
3pt Made	1 at GB (11/14/16)
3pt Attempts	2 at GB (11/14/16)
Assists	1 at FORD (11/19/16)
Steals	3 at MSU (11/28/16)
Blocks	2, 2x, last at MSU (11/28/16)
Minutes	28 at GB (11/14/16)

HURLBURT'S CAREER STATISTICS

Year	GP-GS	Min./Avg.	FG-A/Pct.	3FG-A/Pct.	FT-A/Pct.	O-D Reb.	Tot./Avg.	PF/DQ	A	TO	BLK	Stl	Pts/Avg.
2016-17	9-0	135/15.0	10-24/.417	1-4/.250	0-0/.000	4-13	17/1.9	12/0	1	8	8	5	21/2.3
TOTAL	9-0	135/15.0	10-24/.417	1-4/.250	0-0/.000	4-13	17/1.9	12/0	1	8	8	5	21/2.3



30 Raeyana DeGray
 Guard/Forward | Sophomore | 5-11
 Odessa, Texas
 Mt. Juliet (Tenn.) HS

2016-17 GAME-BY-GAME

DATE	VS.	Min.	FG-A	3P-3A	FT-A	R	A	TO	Blk	Stl	PF	PTS
11/11	North Texas*	18	0-2	0-1	0-0	1	0	2	0	0	2	0
11/13	Green Bay*	19	2-4	0-2	0-0	1	1	1	1	0	1	4
11/16	Oklahoma*	24	1-7	0-3	0-0	2	1	1	1	1	5	2
11/19	Fordham*	29	2-7	0-3	0-0	3	2	3	1	1	2	4
11/23	Texas A&M	18	1-4	0-2	0-0	5	0	1	0	0	0	2
11/26	Saint Louis	14	0-3	0-1	0-0	1	1	0	0	0	0	0
11/28	Missouri State	8	2-2	1-1	0-0	2	0	1	0	0	1	5
12/1	Oral Roberts	13	3-5	1-1	0-0	2	1	0	0	0	0	7
12/4	Memphis*	9	0-0	0-0	0-0	2	0	2	0	0	0	0
12/13	Mississippi State											
12/18	Tulsa											
12/21	LSU											
12/29	Louisiana											
12/31	ULM											
1/5	Coastal Carolina											
1/7	Appalachian State											
1/14	Arkansas State											
1/19	Troy											
1/21	South Alabama											
1/26	ULM											
1/28	Louisiana											
2/2	Appalachian State											
2/4	Costal Carolina											
2/9	UT Arlington											
2/11	Texas State											
2/18	Arkansas State											
2/23	Georgia Southern											
2/25	Georgia State											
3/2	South Alabama											
3/5	Troy											

SEASON HIGHS

Points	7 vs. ORU (12/1/16)
Rebounds	5 vs. TAMU (11/23/16)
FG Made	3 vs. ORU (12/1/16)
FG Attempts	7, 2x, last at FORD (11/19/16)
FT Made	n/a
FT Attempts	n/a
3pt Made	1, 2x, last vs. ORU (12/1/16)
3pt Attempts	3 at FORD (11/19/16)
Assists	2 at FORD (11/19/16)
Steals	1, 2x, last at FORD (11/19/16)
Blocks	1, 3x, last at FORD (11/19/16)
Minutes	29 at FORD (11/19/16)

CAREER HIGHS

Points	7 vs. ORU (12/1/16)
Rebounds	5 vs. TAMU (11/23/16)
FG Made	3 vs. ORU (12/1/16)
FG Attempts	7, 2x, last at FORD (11/19/16)
FT Made	1 vs. GS (1/28/16)
FT Attempts	1 vs. GS (1/28/16)
3pt Made	1, 2x, last vs. ORU (12/1/16)
3pt Attempts	3 at FORD (11/19/16)
Assists	2 at FORD (11/19/16)
Steals	2 vs. GS (1/28/16)
Blocks	1, 3x, last at FORD (11/19/16)
Minutes	29 at FORD (11/19/16)

DeGRAY'S CAREER STATISTICS

Year	GP-GS	Min./Avg.	FG-A/Pct.	3FG-A/Pct.	FT-A/Pct.	O-D Reb.	Tot./Avg.	PF/DQ	A	TO	BLK	Stl	Pts/Avg.
2015-16	11-0	59/5.4	1-13/.077	0-4/.000	1-1/1.000	1-4	5/0.5	3/0	2	4	1	5	3/0.3
2016-17	9-5	152/16.9	11-34/.324	2-14/.143	0-0/.000	5-14	19/2.1	11/1	6	11	3	2	24/2.7
TOTAL	20-5	211/10.6	12-47/.255	2-18/.111	1-1/1.000	6-18	24/1.2	14/1	8	15	4	7	27/1.4



33 Keanna Keys

Forward | Senior | 6-1

Sumrall, Miss.

Sumrall HS

SEASON HIGHS

Pointsn/a
Reboundsn/a
FG Maden/a
FG Attemptsn/a
FT Maden/a
FT Attemptsn/a
3pt Maden/a
3pt Attemptsn/a
Assistsn/a
Stealsn/a
Blocksn/a
Minutesn/a

CAREER HIGHS

Points 25 vs. GS (2/14/15)
Rebounds 13 vs. GS (2/14/15)
FG Made 11 vs. GS (2/14/15)
FG Attempts 12 vs. GSU (3/5/14)
FT Made 6, 2x, last vs. UTA (2/25/16)
FT Attempts 7 vs. Louisiana (1/7/16)
3pt Maden/a
3pt Attemptsn/a
Assists 1, 11x, last vs. ASU (3/1/16)
Steals 2, 5x, last vs. USA (2/6/16)
Blocks 1, 3x, last vs. TXST (2/27/16)
Minutes 34 at Texas A&M (12/22/15)

TROJAN CAREER RANKINGS

6. Field goal percentage – .506

2016-17 GAME-BY-GAME

DATE	VS.	Min.	FG-A	3P-3A	FT-A	R	A	TO	Blk	Stl	PF	PTS
11/11	North Texas											dnp - injury
11/13	Green Bay											dnp - injury
11/16	Oklahoma											dnp - injury
11/19	Fordham											dnp - injury
11/23	Texas A&M											dnp - injury
11/26	Saint Louis											dnp - injury
11/28	Missouri State											dnp - injury
12/1	Oral Roberts											dnp - injury
12/4	Memphis											dnp - injury
12/13	Mississippi State											
12/18	Tulsa											
12/21	LSU											
12/29	Louisiana											
12/31	ULM											
1/5	Coastal Carolina											
1/7	Appalachian State											
1/14	Arkansas State											
1/19	Troy											
1/21	South Alabama											
1/26	ULM											
1/28	Louisiana											
2/2	Appalachian State											
2/4	Costal Carolina											
2/9	UT Arlington											
2/11	Texas State											
2/18	Arkansas State											
2/23	Georgia Southern											
2/25	Georgia State											
3/2	South Alabama											
3/5	Troy											

KEYS' CAREER STATISTICS

Year	GP-GS	Min./Avg.	FG-A/Pct.	3FG-A/Pct.	FT-A/Pct.	O-D Reb.	Tot./Avg.	PF/DQ	A	TO	BLK	Stl	Pts/Avg.
2013-14	18-10	283/15.7	37-62/.597	0-0/.000	9-13/.692	23-20	43/2.4	47/2	4	16	0	7	83/4.6
2014-15	33-12	533/16.2	64-134/.478	0-0/.000	35-61/.574	51-70	121/3.7	83/3	9	43	4	10	163/4.9
2015-16	33-14	546/16.5	66-134/.493	0-0/.000	34-45/.756	61-73	134/4.1	68/2	3	40	6	13	166/5.0
2016-17	0-0	0/0	0-0/.000	0-0/.000	0-0/.000	0-0	0/0.0	0/0	0	0	0	0	0/0.0
TOTAL	84-36	1362/16.2	167-330/.506	0-0/.000	78-119/.655	135-163	298/3.5	198/7	16	99	10	30	412/4.9



40 Kaitlyn Pratt

Forward | Senior | 6-1

New Orleans, La.

McDonogh 35 College Preparatory

HONORS & AWARDS

2016-17 Sun Belt Preseason All-First Team

SEASON HIGHS

Points.....24 vs. ORU (12/1/16)
 Rebounds.....17 vs. SLU (11/26/16)
 FG Made..... 9 at MEM (12/4/16)
 FG Attempts.....19 vs. ORU (12/1/16)
 FT Made..... 8, 3x, last vs. ORU (12/1/16)
 FT Attempts.....11 vs. NT (11/11/16)
 3pt Made.....n/a
 3pt Attempts.....n/a
 Assists..... 2 vs. NT (11/11/16)
 Steals.....4 at OU (11/16/16)
 Blocks.....n/a
 Minutes.....39 vs. NT (11/11/16)

CAREER HIGHS

Points..... 24 vs. ORU (12/1/16)
 Rebounds..... 17 vs. SLU (11/26/16)
 FG Made..... 9, 2x, last at MEM (12/4/16)
 FG Attempts..... 19 vs. ORU (12/1/16)
 FT Made..... 8, 4x, last vs. ORU (12/1/16)
 FT Attempts..... 12 at TXST (1/21/16)
 3pt Made.....n/a
 3pt Attempts.....n/a
 Assists..... 3, 2x, last vs. TXST (3/9/16)
 Steals.....4 at OU (11/16/16)
 Blocks..... 2, 3x, last at UL (2/13/16)
 Minutes..... 39, 2x, last vs. NT (11/11/16)

TROJAN CAREER RANKINGS

- 3. Field goal percentage – .541
- 4. Offensive rebounds – 258
- 6. Offensive rebound average – 2.5 per game
- 8. Total rebounds – 546

2016-17 GAME-BY-GAME

DATE	VS.	Min.	FG-A	3P-3A	FT-A	R	A	TO	Blk	Stl	PF	PTS
11/11	North Texas*	39	3-10	0-0	8-11	14	2	5	0	3	1	14
11/13	Green Bay	26	2-6	0-0	0-0	2	0	5	0	1	3	4
11/16	Oklahoma*	23	4-8	0-0	2-4	3	1	3	0	4	4	10
11/19	Fordham*	19	3-6	0-0	4-4	3	0	2	0	0	3	10
11/23	Texas A&M*	35	4-9	0-0	8-8	8	0	4	0	0	3	16
11/26	Saint Louis*	32	5-11	0-0	6-8	17	0	3	0	2	4	16
11/28	Missouri State*	19	3-5	0-0	3-3	3	0	2	0	0	5	9
12/1	Oral Roberts*	33	8-19	0-0	8-8	12	0	3	0	2	3	24
12/4	Memphis*	35	9-14	0-0	3-4	7	1	2	0	2	1	21
12/13	Mississippi State											
12/18	Tulsa											
12/21	LSU											
12/29	Louisiana											
12/31	ULM											
1/5	Coastal Carolina											
1/7	Appalachian State											
1/14	Arkansas State											
1/19	Troy											
1/21	South Alabama											
1/26	ULM											
1/28	Louisiana											
2/2	Appalachian State											
2/4	Costal Carolina											
2/9	UT Arlington											
2/11	Texas State											
2/18	Arkansas State											
2/23	Georgia Southern											
2/25	Georgia State											
3/2	South Alabama											
3/5	Troy											

PRATT'S CAREER STATISTICS

Year	GP-GS	Min./Avg.	FG-A/Pct.	3FG-A/Pct.	FT-A/Pct.	O-D Reb.	Tot./Avg.	PF/DQ	A	TO	BLK	Stl	Pts/Avg.
2013-14	27-8	352/13.0	43-72/.597	0-0/.000	24-39/.615	54-47	101/3.7	70/3	5	22	2	7	110/4.1
2014-15	34-22	813/23.9	95-168/.565	0-0/.000	49-71/.690	75-81	156/4.6	101/2	15	47	4	29	239/7.0
2015-16	33-26	971/29.4	120-225/.533	0-0/.000	75-110/.682	103-117	220/6.7	105/2	22	55	8	22	315/9.5
2016-17	9-8	261/29.0	41-88/.466	0-0/.000	42-50/.840	26-43	69/7.7	27/1	4	29	0	14	124/13.8
TOTAL	103-64	2397/23.3	299-553/.541	0-0/.000	190-270/.704	258-288	546/5.3	303/8	46	153	14	72	788/7.7

2016-17 BOX SCORES

1 LITTLE ROCK vs. NORTH TEXAS

Official Basketball Box Score -- Game Totals -- Final Statistics
North Texas vs Little Rock
11/11/16 6:30 pm at Little Rock, Ark. | Jack Stephens Center

North Texas 44 • 0-1

Table with columns: #, Player, Total (FG-FGA, 3-Ptr, FT-FTA), Rebounds (Off, Def, Tot), PF, TP, A, TO, Blk, Stl, Min. Includes player stats for HOPKINS, WARREN, CRINER, ELLISON, BHADLEY, GOODHART, ADAMS, MABODU, BUCKNER, TOWNLEY.

1st FG %: 4-10 40.0% 2nd: 5-16 31.3% 3rd: 3-12 25.0% 4th: 5-16 31.3% Game: 17-54 31.5% Deadball Rebounds 1
3FG %: 2-3 66.7% 1-4 25.0% 1-4 25.0% 1-4 25.0%
FT %: 2-4 50.0% 0-0 0.0% 1-2 50.0% 3-4 75.0% 5-8 62.5%

Little Rock 55 • 1-0

Table with columns: #, Player, Total (FG-FGA, 3-Ptr, FT-FTA), Rebounds (Off, Def, Tot), PF, TP, A, TO, Blk, Stl, Min. Includes player stats for DeGray, Ronjanae, DeGray, Raeyana, Pratt, Kaitlyn, Townson, Monique, Collins, Sharde', Chastain, Sydney, Collier, Kyra, Lytle, Emily, Hurlburt, Anna.

1st FG %: 5-17 29.4% 2nd: 4-11 36.4% 3rd: 3-6 50.0% 4th: 5-13 38.5% Game: 17-47 36.2% Deadball Rebounds 3
3FG %: 1-3 33.3% 0-2 0.0% 1-2 50.0% 0-2 0.0%
FT %: 2-5 40.0% 2-2 100.0% 3-4 75.0% 12-16 75.0% 19-27 70.4%

Officials: Michelle Kramer, Jake Coody, LaShonda Kidd
Technical fouls: North Texas-None, Little Rock-None.
Attendance: 1725

Score by periods table with columns: 1st, 2nd, 3rd, 4th, Total. Little Rock 13, 10, 10, 22, 55.

Points in Paint, Off T/O, 2nd Chance, Fast Break, Bench. Little Rock 29, 19, 14, 6, 25.

Last FG - NT 4th-00:56, LR 4th-02:06.
Largest lead - NT by 3 at 05:00, LR by 12 4th-02:06.
NT led for 05:00. LR led for 28:59. Game was tied for 06:01.

Score tied - 6 times.
Lead changed - 10 times.

3 LITTLE ROCK at OKLAHOMA

Official Basketball Box Score -- Game Totals -- Final Statistics
Little Rock vs Oklahoma
11/16/16 7 p.m. at Norman, Okla. (Lloyd Noble Center)

Little Rock 58 • 1-2

Table with columns: #, Player, Total (FG-FGA, 3-Ptr, FT-FTA), Rebounds (Off, Def, Tot), PF, TP, A, TO, Blk, Stl, Min. Includes player stats for DeGray, Ronjanae, Pratt, Kaitlyn, Townson, Monique, Collins, Sharde', DeGray, Raeyana, Chastain, Sydney, Collier, Kyra, Lytle, Emily, Hurlburt, Anna.

1st FG %: 5-13 38.5% 2nd: 7-15 46.7% 3rd: 7-16 43.8% 4th: 5-16 31.3% Game: 24-60 40.0% Deadball Rebounds 2
3FG %: 1-4 25.0% 3-6 50.0% 0-5 0.0% 0-2 0.0%
FT %: 0-0 0.0% 5-8 62.5% 1-2 50.0% 0-2 0.0%

Oklahoma 68 • 2-0

Table with columns: #, Player, Total (FG-FGA, 3-Ptr, FT-FTA), Rebounds (Off, Def, Tot), PF, TP, A, TO, Blk, Stl, Min. Includes player stats for Pierre-Louis, Vionise, Little, Peyton, Ortiz, Gabbi, Manning, Maddie, Carter, Gioya, Williams, LaNesia, Edwards, T'ona, Wyatt, Derica, Odumbe, Ilesoma, Tresee, McKenna, Mulkey, Nancy, Dungee, Chelsea.

1st FG %: 7-15 46.7% 2nd: 5-16 31.3% 3rd: 8-16 50.0% 4th: 5-13 38.5% Game: 25-60 41.7% Deadball Rebounds 0
3FG %: 0-2 0.0% 2-5 40.0% 2-4 50.0% 0-2 0.0%
FT %: 4-5 80.0% 2-2 100.0% 4-4 100.0%

Officials: Michael McConnell, Tiffany Bird, Bill Laranca
Technical fouls: Little Rock-None, Oklahoma-None.
Attendance: 3084
Little Rock #30 fouled out at 6:40; OU #25 fouled out at 1:45

Score by periods table with columns: 1st, 2nd, 3rd, 4th, Total. Little Rock 11, 22, 15, 10, 58. Oklahoma 18, 16, 20, 14, 68.

Points in Paint, Off T/O, 2nd Chance, Fast Break, Bench. Little Rock 28, 15, 5, 4, 11. Oklahoma 32, 17, 12, 2, 16.

Last FG - LR 4th-01:36, OU 4th-02:33.
Largest lead - LR by 3 1st-09:24, OU by 10 4th-04:26.
LR led for 00:52. OU led for 37:34. Game was tied for 01:34.

Score tied - 2 times.
Lead changed - 1 time.

2 LITTLE ROCK at GREEN BAY

Official Basketball Box Score -- Game Totals -- Final Statistics
Little Rock vs Green Bay
11/13/16 1:00 PM at Green Bay, Wis. (Kress Center)

Little Rock 31 • 1-1

Table with columns: #, Player, Total (FG-FGA, 3-Ptr, FT-FTA), Rebounds (Off, Def, Tot), PF, TP, A, TO, Blk, Stl, Min. Includes player stats for DeGray, Ronjanae, Townson, Monique, Collins, Sharde', Lytle, Emily, DeGray, Raeyana, Chastain, Sydney, Scott, Kiara, Hurlburt, Anna, Pratt, Kaitlyn.

1st FG %: 0-10 0.0% 2nd: 3-13 23.1% 3rd: 5-10 50.0% 4th: 2-12 16.7% Game: 10-45 22.2% Deadball Rebounds 4
3FG %: 0-4 0.0% 0-4 0.0% 2-3 66.7% 1-4 25.0%
FT %: 3-4 75.0% 1-2 50.0% 0-0 0.0% 4-6 66.7%

Green Bay 57 • 2-0

Table with columns: #, Player, Total (FG-FGA, 3-Ptr, FT-FTA), Rebounds (Off, Def, Tot), PF, TP, A, TO, Blk, Stl, Min. Includes player stats for JAMES, Laken, KRAKER, Mehryn, LINDSTROM, Jessica, LeCLAIRE, Allie, TERRY, Sam, WELLNITZ, Jen, WURTZ, Frankie, HIBNER, Caitlyn, WEITZER, Lexi, WOLF, Mackenzie, DIER, Anna, WOLF, Madison.

1st FG %: 7-15 46.7% 2nd: 6-16 37.5% 3rd: 5-16 31.3% 4th: 5-10 50.0% Game: 24-57 42.1% Deadball Rebounds 2
3FG %: 2-3 66.7% 0-5 0.0% 0-3 0.0% 0-1 0.0%
FT %: 4-4 100.0% 0-1 0.0% 3-4 75.0% 0-0 0.0%

Officials: Becky Blank, Steve Matuszowski, Matt Andrews
Technical fouls: Little Rock-None, Green Bay-None.
Attendance: 1724
WNIT Round 2

Score by periods table with columns: 1st, 2nd, 3rd, 4th, Total. Little Rock 3, 7, 12, 9, 31. Green Bay 20, 12, 15, 10, 57.

Points in Paint, Off T/O, 2nd Chance, Fast Break, Bench. Little Rock 4, 2, 1, 1, 0, 11. Green Bay 42, 21, 11, 2, 16.

Last FG - LR 4th-01:39, GB 4th-01:55.
Largest lead - LR None, GB by 21 4th-05:00.
LR led for 00:00. GB led for 38:04. Game was tied for 01:56.

Score tied - 0 times.
Lead changed - 0 times.

4 LITTLE ROCK at FORDHAM

Official Basketball Box Score -- Game Totals -- Final Statistics
Little Rock vs Fordham
11/19/16 12:00 PM at Bronx, N.Y. - Rose Hill Gym

Little Rock 43 • 1-3

Table with columns: #, Player, Total (FG-FGA, 3-Ptr, FT-FTA), Rebounds (Off, Def, Tot), PF, TP, A, TO, Blk, Stl, Min. Includes player stats for DeGray, Ronjanae, Pratt, Kaitlyn, Townson, Monique, Collins, Sharde', DeGray, Raeyana, Chastain, Sydney, Scott, Kiara, Collier, Kyra, Lytle, Emily, Hurlburt, Anna.

1st FG %: 2-11 18.2% 2nd: 5-14 35.7% 3rd: 3-13 23.1% 4th: 6-12 50.0% Game: 16-50 32.0% Deadball Rebounds 0
3FG %: 0-1 0.0% 1-5 20.0% 0-2 0.0% 2-4 50.0%
FT %: 0-0 0.0% 2-2 100.0% 0-0 0.0% 6-6 100.0%

Fordham 65 • 2-1

Table with columns: #, Player, Total (FG-FGA, 3-Ptr, FT-FTA), Rebounds (Off, Def, Tot), PF, TP, A, TO, Blk, Stl, Min. Includes player stats for DAVIS, G'mrice, BURNS, Danielle, HOLDEN, Lauren, MISSRY, Hannah, KRESLINA, Kate, SUAREZ, Tiffany, FOMINA, Asnata, PADOVANO, Danielle, KELLY, Anna, GOULDING, Mary.

1st FG %: 7-14 50.0% 2nd: 2-10 20.0% 3rd: 6-7 85.7% 4th: 6-13 46.2% Game: 21-44 47.7% Deadball Rebounds 1
3FG %: 1-1 100.0% 0-4 0.0% 2-3 66.7% 2-4 50.0%
FT %: 3-3 100.0% 2-2 100.0% 10-11 90.9%

Officials: Saif Esho, Kristi Mosley, Luis Torres
Technical fouls: Little Rock-None, Fordham-None.
Attendance:
WNIT - Consolation Game

Score by periods table with columns: 1st, 2nd, 3rd, 4th, Total. Little Rock 4, 13, 6, 20, 43. Fordham 19, 6, 24, 16, 65.

Points in Paint, Off T/O, 2nd Chance, Fast Break, Bench. Little Rock 10, 16, 8, 2, 4. Fordham 26, 9, 9, 4, 20.

Last FG - LR 4th-00:52, FOR 4th-01:20.
Largest lead - LR None, FOR by 28 4th-09:39.
LR led for 00:00. FOR led for 39:25. Game was tied for 00:35.

Score tied - 0 times.
Lead changed - 0 times.

2016-17 BOX SCORES (cont'd)

5 LITTLE ROCK vs. TEXAS A&M

Official Basketball Box Score -- Game Totals -- Final Statistics
 Texas A&M vs Little Rock
 11/23/16 6:30 pm at Little Rock, Ark. | Jack Stephens Center

#	Player	Total			3-Ptr			Rebounds			PF	TP	A	TO	Blk	Stl	Min
		FG-FGA	FG-FGA	FT-FTA	Off	Def	Total	Off	Def	Total							
05	Anriel Howard	f	3-8	0-0	5-7	1	11	12	4	11	0	2	0	1	0	31	
21	Jasmine Lumpkin	f	2-6	0-0	1-1	0	3	3	2	5	1	2	0	0	0	26	
00	Khaasia Hillman	c	6-8	0-0	3-4	1	1	2	4	15	0	1	2	0	0	28	
11	Curlye Knox	c	1-3	0-0	0-2	1	4	5	2	2	2	3	0	1	35		
12	Danni Williams	g	5-10	1-3	0-0	0	2	2	11	3	3	0	1	0	30		
01	Aahlyyah Jackson	g	0-2	0-0	1-2	0	1	1	1	1	0	1	0	0	17		
03	Taylor Cooper	g	3-5	1-2	1-1	0	2	2	8	4	2	1	0	0	17		
15	Jasmine Williams	g	0-2	0-0	0	1	0	1	1	0	0	0	0	0	2		
20	Alyssa Michalke	g	0-0	0-0	0-0	0	0	0	0	0	0	0	0	0	1		
24	Walnatia Wright	g	1-2	0-0	0-0	2	1	3	2	2	0	1	0	0	10		
25	Rakeli Spencer	g	0-1	0-0	0-0	1	1	2	0	0	0	0	0	0	3		
Team			21-47	2-5	11-17	11	30	41	20	55	10	15	3	3	200		
Totals			21-47	2-5	11-17	11	30	41	20	55	10	15	3	3	200		

1st FG %: 1-6 16.7% 2nd: 6-16 37.5% 3rd: 7-10 70.0% 4th: 7-15 46.7% Game: 21-47 44.7% Deadball
 3FG %: 1-3 33.3% 0-0 0.0% 1-1 100.0% 1-3 33.3% 2-5 40.0% Rebounds
 FT %: 0-1 0.0% 0-0 0.0% 5-9 55.6% 1-3 33.3% 11-17 64.7% 4

Little Rock 37 • 1-4

#	Player	Total			3-Ptr			Rebounds			PF	TP	A	TO	Blk	Stl	Min
		FG-FGA	FG-FGA	FT-FTA	Off	Def	Total	Off	Def	Total							
00	DeGray, Ronjanae	f	1-3	0-0	0-1	1	1	2	4	2	0	0	0	0	0	18	
40	Pratt, Kaitlyn	f	4-9	0-0	8-8	6	2	8	3	16	0	4	0	0	0	35	
02	Townson, Monique	g	3-15	1-8	1-2	0	0	0	4	8	1	4	0	0	0	38	
13	Collins, Sharde'	g	1-7	0-1	0-0	1	2	3	3	2	1	1	0	0	36		
23	Collier, Kyra	g	1-10	0-1	0-1	1	1	2	4	2	2	2	0	0	0	25	
12	Chastain, Sydney	g	0-1	0-0	0-0	0	0	0	0	1	0	0	0	0	2		
15	Scott, Kiara	g	1-1	1-1	0-0	0	1	1	0	3	0	0	0	0	2		
24	Lytle, Emily	g	0-4	0-1	0-0	2	2	2	1	0	0	1	0	0	7		
25	Hurlburt, Anna	g	1-3	0-0	0-0	0	3	3	0	2	0	1	0	0	19		
30	DeGray, Raeyana	g	1-4	0-2	0-0	1	4	5	0	2	0	1	0	0	18		
Team			13-57	2-4	9-12	16	17	33	37	5	14	0	0	0	200		
Totals			13-57	2-4	9-12	16	17	33	37	5	14	0	0	0	200		

1st FG %: 5-17 29.4% 2nd: 2-12 16.7% 3rd: 2-14 14.3% 4th: 4-14 28.6% Game: 13-57 22.8% Deadball
 3FG %: 1-3 33.3% 0-3 0.0% 1-2 50.0% 1-2 50.0% 2-14 14.3% Rebounds
 FT %: 0-2 0.0% 6-6 100.0% 0-0 0.0% 3-4 75.0% 9-12 75.0% 1

Officials: Scotty Hermann, Missy Brooks, Troy Winders
 Technical fouls: Texas A&M-None, Little Rock-None.
 Attendance: 1633

Score by periods	1st	2nd	3rd	4th	Total
Little Rock	8	12	20	15	55
Little Rock	11	10	4	12	37

Last FG - TAMU 4th-02:10, LR 4th-01:02.
 Largest lead - TAMU by 22 4th-02:10, LR by 5 2nd-01:07.
 TAMU led for 20:21, LR led for 13:45. Game was tied for 05:54.

7 LITTLE ROCK at MISSOURI STATE

Official Basketball Box Score -- Game Totals -- Final Statistics
 Little Rock vs Missouri State
 11-28-16 7:02 p.m. at Springfield, Mo. - JQH Arena

Little Rock 58 • 3-4

#	Player	Total			3-Ptr			Rebounds			PF	TP	A	TO	Blk	Stl	Min
		FG-FGA	FG-FGA	FT-FTA	Off	Def	Total	Off	Def	Total							
00	DeGray, Ronjanae	f	1-5	0-0	4-4	4	3	7	2	6	0	1	1	0	0	37	
40	Pratt, Kaitlyn	f	3-5	0-0	3-3	1	2	3	5	9	0	2	0	0	0	19	
02	Townson, Monique	g	4-10	1-4	0-2	2	2	4	1	9	5	3	0	2	0	39	
13	Collins, Sharde'	g	8-19	0-3	0-0	0	1	1	3	16	0	3	0	1	0	39	
23	Collier, Kyra	g	3-6	1-2	4-4	0	7	7	1	11	2	2	0	3	0	35	
12	Chastain, Sydney	g	0-0	0-0	0-0	0	0	0	0	0	0	0	0	0	0	1	
25	Hurlburt, Anna	g	1-3	0-0	0-0	2	2	4	1	2	0	1	2	3	0	22	
30	DeGray, Raeyana	g	2-2	1-1	0-0	1	1	2	1	5	0	1	0	0	0	8	
Team			22-50	3-10	11-13	11	20	31	14	58	7	14	3	9	0	200	
Totals			22-50	3-10	11-13	11	20	31	14	58	7	14	3	9	0	200	

1st FG %: 6-18 33.3% 2nd: 4-10 40.0% 3rd: 8-14 57.1% 4th: 4-8 50.0% Game: 22-50 44.0% Deadball
 3FG %: 0-2 0.0% 1-2 50.0% 2-4 50.0% 0-2 0.0% 3-10 30.0% Rebounds
 FT %: 1-1 100.0% 4-6 66.7% 0-0 0.0% 6-8 75.0% 11-13 84.6% 2,3

Missouri State 47 • 2-4

#	Player	Total			3-Ptr			Rebounds			PF	TP	A	TO	Blk	Stl	Min
		FG-FGA	FG-FGA	FT-FTA	Off	Def	Total	Off	Def	Total							
21	Buckley, Aubrey	f	4-11	1-2	0-2	2	2	4	2	9	0	4	0	0	0	31	
34	Swartz, Rachel	f	2-5	0-1	0-0	1	1	2	3	4	0	2	0	1	0	21	
01	Gitzen, Danielle	g	3-8	2-2	0-0	1	2	3	3	8	2	3	0	2	0	31	
05	Fruendt, Liza	g	1-9	1-3	0-0	2	0	2	3	3	0	1	0	0	0	22	
22	Willard, Alexa	g	1-3	0-1	0-0	1	4	5	1	2	1	2	0	0	0	16	
02	Hughes, Lexi	g	4-6	1-3	0-0	1	3	4	0	9	1	3	0	1	0	23	
03	Polowy, Lee Ann	g	3-4	3-3	0-0	1	1	2	1	9	4	0	0	1	0	18	
13	Holt, Audrey	g	1-3	0-0	1-2	2	2	4	1	3	0	2	0	0	0	25	
30	Ealy, Shameka	g	0-3	0-0	0-0	0	1	1	2	0	1	0	1	0	0	13	
Team			19-52	8-15	1-4	12	16	28	16	47	9	17	1	5	0	200	
Totals			19-52	8-15	1-4	12	16	28	16	47	9	17	1	5	0	200	

1st FG %: 5-14 35.7% 2nd: 4-12 33.3% 3rd: 5-14 35.7% 4th: 5-12 41.7% Game: 19-52 36.5% Deadball
 3FG %: 3-4 75.0% 2-5 40.0% 1-4 25.0% 2-2 100.0% 8-15 53.3% Rebounds
 FT %: 0-0 0.0% 1-4 25.0% 0-0 0.0% 0-0 0.0% 1-4 25.0% 1,1

Officials: Lisa Mattingly, Amy Bonner, Ty Bills
 Technical fouls: Little Rock-None, Missouri State-None.
 Attendance: 3133
 Pratt (LR) fouls out at 0:27 of 4th qtr.

Score by periods	1st	2nd	3rd	4th	Total
Little Rock	13	13	18	14	58
Missouri State	13	11	11	12	47

Last FG - LR 4th-03:03, MSU 4th-00:17.
 Largest lead - LR by 17 4th-06:12, MSU by 8 1st-05:23.
 LR led for 24:15, MSU led for 10:00. Game was tied for 05:45.

6 LITTLE ROCK vs. SAINT LOUIS

Official Basketball Box Score -- Game Totals -- Final Statistics
 Saint Louis vs Little Rock
 11/26/16 3 p.m. at Little Rock, Ark. | Jack Stephens Center

Saint Louis 43 • 5-1

#	Player	Total			3-Ptr			Rebounds			PF	TP	A	TO	Blk	Stl	Min
		FG-FGA	FG-FGA	FT-FTA	Off	Def	Total	Off	Def	Total							
12	JAKUBICEK, Olivia	f	2-6	0-0	0-0	0	1	1	2	4	0	1	0	0	0	23	
40	STIPANOVICH, Sadie	c	2-5	0-0	0-0	0	3	3	5	4	1	0	0	0	0	20	
03	KEMPH, Jackie	g	2-11	1-5	1-2	1	1	2	0	6	5	0	1	0	0	40	
10	VLIET, Jenny	g	2-6	1-5	3-5	3	7	10	1	8	3	1	0	1	0	35	
20	FRANTZ, Jordyn	g	6-14	3-7	0-0	2	2	4	15	1	6	1	2	0	0	37	
04	MCMAHAN, Kerri	g	0-0	0-0	0-0	0	1	1	0	0	1	0	0	0	0	8	
33	NELSON, Erin	g	0-1	0-0	0-0	0	0	0	0	0	0	0	0	0	0	3	
34	WILKIN, Kendra	g	0-1	0-0	0-0	0	0	0	0	0	0	0	0	0	0	6	
42	GITS, Maddison	g	2-8	0-4	2-2	0	8	8	2	6	0	0	0	0	0	28	
Team			1	5	6												
Totals			16-52	5-21	6-9	5	28	33	16	43	10	13	2	4	0	200	

1st FG %: 6-14 42.9% 2nd: 1-10 10.0% 3rd: 6-15 40.0% 4th: 3-13 23.1% Game: 16-52 30.8% Deadball
 3FG %: 4-9 44.4% 1-4 25.0% 0-3 0.0% 0-5 0.0% 5-21 23.8% Rebounds
 FT %: 3-5 60.0% 3-4 75.0% 0-0 0.0% 6-8 75.0% 6-9 66.7% 2

Little Rock 56 • 2-4

#	Player	Total			3-Ptr			Rebounds			PF	TP	A	TO	Blk	Stl	Min
		FG-FGA	FG-FGA	FT-FTA	Off	Def	Total	Off	Def	Total							
00	DeGray, Ronjanae	f	4-7	0-0	0-0	3	6	9	2	8	1	0	0	1	0	32	
40	Pratt, Kaitlyn	f	5-11	0-0	6-8	4	13	17	4	16	0	3	0	2	0	32	
02	Townson, Monique	g	0-8	0-2	0-0	1	6	7	1	0	8	1	0	0	0	39	
13	Collins, Sharde'	g	7-15	1-3	0-2	0	0	0									

2016-17 BOX SCORES (cont'd)

9

LITTLE ROCK at MEMPHIS

Official Basketball Box Score -- Game Totals -- Final Statistics

Little Rock vs Memphis

12/04/16 2:00 p.m. at Memphis, Tenn. (Elma Roane Fieldhouse)

Little Rock 54 • 5-4

#	Player	Total			3-Ptr			Rebounds			PF	TP	A	TO	Blk	Stl	Min
		FG-FGA	FG-FGA	FT-FTA	FG-FGA	FG-FGA	FT-FTA	Off	Def	Tot							
25	Hurlburt, Anna	f	0-1	0-1	0-0	0	0	0	0	0	0	0	1	1	0	6	
40	Pratt, Kaitlyn	f	9-14	0-0	3-4	3	4	7	1	21	1	2	0	2	35		
02	Townson, Monique	g	2-4	1-1	3-3	0	4	4	3	8	4	4	0	1	40		
13	Collins, Sharde'	g	1-8	0-1	4-4	3	1	4	3	6	3	3	0	1	30		
30	DeGray, Raeyana	g	0-0	0-0	0-0	0	2	2	0	0	0	2	0	0	9		
00	DeGray, Ronjanae	g	4-7	0-0	0-0	4	5	9	1	8	0	2	1	0	32		
05	Dillard, Carolee	g	0-3	0-2	0-0	1	1	2	1	0	0	1	0	0	7		
23	Collier, Kyra	g	3-9	1-2	4-4	1	6	7	1	11	1	3	0	2	36		
24	Lytte, Emily	g	0-2	0-1	0-0	0	0	0	0	0	1	0	0	0	5		
Team						1	1	2				1					
Totals			19-48	2-8	14-15	13	24	37	10	54	10	19	2	6	200		

1st - FG %:	4-13	30.8%	2nd - FG %:	6-10	60.0%	3rd - FG %:	4-13	30.8%	4th - FG %:	5-12	41.7%	Game:	19-48	39.6%	Deadball
3FG %:	0-1	0.0%	1-3	33.3%	1-2	50.0%	0-2	0.0%	0-2	0.0%	2-8	25.0%	Rebounds		
FT %:	4-4	100.0%	0-0	0.0%	1-2	50.0%	9-9	100.0%	14-15	93.3%					

Memphis 44 • 3-5

#	Player	Total			3-Ptr			Rebounds			PF	TP	A	TO	Blk	Stl	Min
		FG-FGA	FG-FGA	FT-FTA	FG-FGA	FG-FGA	FT-FTA	Off	Def	Tot							
10	CREIGHTON, Cheyenne	f	3-12	0-1	0-0	3	2	5	2	6	0	5	1	1	35		
25	PORTER, Brianna	f	1-4	0-0	0-0	1	1	2	2	2	1	2	0	0	23		
01	WILDER-COCHRAN, B.	g	4-8	0-1	2-2	1	1	2	4	10	2	1	0	1	35		
03	WILLIAMS, Taylor	g	5-12	2-6	2-3	3	2	5	1	14	2	3	1	4	38		
15	BARNES, Taylor	g	3-8	0-3	0-1	0	2	2	1	6	2	1	1	0	29		
02	MORRIS, Loysha	g	2-5	0-0	0-1	0	1	1	3	4	2	1	0	1	21		
40	MILLER, Damonique	g	0-1	0-0	0-0	0	0	0	1	0	0	1	0	0	8		
44	BAJIC, Milena	g	1-2	0-0	0-0	0	3	3	3	2	0	2	1	0	11		
Team						1	2	3									
Totals			19-52	2-11	4-7	9	14	23	17	44	9	16	4	7	200		

1st - FG %:	4-13	30.8%	2nd - FG %:	5-12	41.7%	3rd - FG %:	5-11	45.5%	4th - FG %:	5-16	31.3%	Game:	19-52	36.5%	Deadball
3FG %:	0-2	0.0%	1-3	33.3%	0-2	0.0%	0-2	0.0%	1-4	25.0%	2-11	18.2%	Rebounds		
FT %:	2-2	100.0%	0-0	0.0%	0-0	0.0%	2-6	40.0%	4-7	57.1%					

Officials: Ref-Bryan Brunette, U1-Travis Jones, U2-Maggie Tieman

Technical fouls: Little Rock-None, Memphis-None.

Attendance: 313

Score by periods	1st	2nd	3rd	4th	Total
Little Rock	12	13	10	19	54
Memphis	10	11	10	13	44

Points	In	Off	2nd	Fast	Bench
LR	26	16	10	0	19
MEM	24	17	7	2	6

Last FG - LR 4th-00:37, MEM 4th-00:08.

Largest lead - LR by 10 4th-00:16, MEM by 6 1st-04:29.


LR led for 30:39, MEM led for 07:06, Game was tied for 02:08.

Score tied - 3 times.
Lead changed - 3 times.

RADIO/TELEVISION ROSTER




#00 Ronjanae DeGray
So. - 1L - Odessa, Texas



#2 Monique Townson
Jr. - 2L - St. Louis, Mo.



#4 Kira Shepard
So. - 1L - Fort Smith, Ark.




#5 Carolee Dillard
Sr. - 1L - Midwest City, Okla.




#10 Destinee Pointer
Fr. - HS - Waxahachie, Texas



#11 Alex Murray
Fr. - HS - Percy, Ark.



#12 Sydney Chastain
Fr. - HS - Oklahoma City, Okla.



#13 Sharde' Collins
Sr. - 3L - Texarkana, Texas



#15 Kiara Scott
So. - 1L - Houma, La.




#23 Kyra Collier
Fr. - HS - Little Rock, Ark.



#24 Emily Lytle
Fr. - HS - Memphis, Tenn.



#25 Anna Hurlburt
Fr. - HS - Southlake, Texas



#30 Raeyana DeGray
So. - 1L - Odessa, Texas



#33 Keanna Keys
Sr. - 3L - Sumrall, Miss.



#40 Kaitlyn Pratt
Sr. - 3L - New Orleans, La.



Joe Foley
Head Coach - 14th Year



Robert Dallimore
Associate Head Coach - 8th Year



Alicia Cash
Assistant Coach - 9th year



Steve Wiedower
Assistant Coach - 8th Year



Asriel Rolfe
Dir. of Basketball Ops. - 5th Year

2016-17 SUN BELT STATS

Scoring Offense

1. Troy.....	86.0
2. Louisiana.....	70.0
3. UT Arlington.....	68.0
4. Coastal Carolina.....	67.4
5. Georgia State.....	61.8

Scoring Defense

1. Little Rock	52.6
2. South Alabama.....	60.6
3. UTA.....	60.8
4. Georgia Southern.....	61.1
5. Coastal Carolina.....	62.0

Free Throw Percentage

1. Little Rock	760
2. Troy.....	755
3. South Alabama.....	737
4. ULM.....	723
5. Georgia Southern.....	659

Field Goal Percentage

1. Troy.....	418
2. UT Arlington.....	408
3. Coastal Carolina.....	407
4. Louisiana.....	391
5. Georgia Southern.....	389

Three-Point Percentage

1. Arkansas State.....	359
2. Troy.....	338
3. Georgia Southern.....	328
4. UT Arlington.....	313
5. South Alabama.....	299

Rebounding Margin

1. Troy.....	+7.3
2. ULM.....	+5.8
3. Coastal Carolina.....	+5.0
4. Little Rock	+1.3
5. UT Arlington.....	+1.1

Assists

1. UT Arlington.....	15.5
2. Troy.....	15.1
3. Georgia Southern.....	12.8
4. Coastal Carolina.....	11.7
5. Louisiana.....	11.7

Steals

1. UT Arlington.....	11.3
2. Troy.....	11.1
3. Coastal Carolina.....	11.0
4. Georgia Southern.....	10.3
5. Georgia State.....	10.1

Individual Points

1. Jaylyn Gordon, UL.....	19.7
2. Rebekah Van Dijk, UTA.....	16.8
3. Joi Jones, APP.....	16.1
4. Simone Fields, UL.....	15.5
5. Rachael Gregory, CCU.....	14.6

Individual Rebounding

1. Stephanie Ratliff, ULM.....	10.4
2. Tiffany Holston, GSU.....	9.5
3. Rebekah Van Dijk, UTA.....	8.6
4. Simone Fields, UL.....	8.5
5. Rachael Gregory, CCU.....	8.3

Individual Field Goal Percentage

1. La'Tia Fils-Aime', TROY.....	605
2. Rebekah Van Dijk, UTA.....	556
3. Lauren Day, Troy.....	537
4. Simone Fields, UL.....	533
5. Stephanie Ratliff, ULM.....	517

Individual Free Throw Percentage

1. Gabriella Cortez, ULM.....	958
2. Kyra Collier, LR.....	923
3. Claresa Banks, TROY.....	913
4. Jas Adams, CCU.....	846
5. Kaitlyn Pratt, LR.....	840

Assists

1. Alexis Collins, ULM.....	4.9
2. Ced Gibson, CCU.....	4.7
3. Monique Townson, LR.....	4.3
4. Candice Williams, USA.....	3.6
5. Cierra Johnson, UTA.....	3.5

Steals

1. Cierra Johnson, UTA.....	3.4
2. Ced Gibson, CCU.....	2.7
3. Claresa Banks, TROY.....	2.4
4. Kennedy Archer, CCU.....	2.3
5. Candice Williams, USA.....	2.3

All numbers current as of games on 12/11/16

2016-17 SUN BELT STANDINGS

Team	SUN BELT		OVERALL		
	Record	Pct.	Record	Pct.	Streak
UT Arlington	0-0	.000	6-2	.750	W1
Troy	0-0	.000	5-2	.714	L1
Louisiana	0-0	.000	4-2	.667	W2
Little Rock	0-0	.000	5-4	.556	W4
Georgia State	0-0	.000	4-4	.500	L1
Appalachian State	0-0	.000	4-5	.444	L2
Coastal Carolina	0-0	.000	3-4	.429	L1
South Alabama	0-0	.000	3-4	.429	L2
Georgia Southern	0-0	.000	3-5	.375	W1
Texas State	0-0	.000	3-5	.375	L3
ULM	0-0	.000	2-6	.250	L3
Arkansas State	0-0	.000	1-7	.125	L1

PRESEASON POLL

RANK	SCHOOL (FIRST-PLACE)	POINTS
1	Troy (3)	125
2	Little Rock (5)	121
3	UT Arlington (3)	118
4	South Alabama	109
5	Louisiana	101
6	Texas State	81
7	Arkansas State	80
8	Appalachian State (1)	64
9	Georgia State	52
10	Georgia Southern	39
11	Coastal Carolina	26
12	ULM	20

2016 SBC First Team All-Conference

Kaitlyn Pratt (Little Rock, Senior, F)
 Angel McGowan (Georgia Southern, Senior, G)
 Marquita Daniels (South Alabama, Junior, G)
 Rebekah VanDijk (UT Arlington, Junior, C)
 Caitlyn Ramirez (Troy, Senior, F)

Preseason Second Team All-Conference

Madi Story (Appalachian State, Junior, G)
Sharde' Collins (Little Rock, Senior, G)
 Makeba Ponder (Georgia State, Junior, G)
 Chyna Ellis (South Alabama, Junior, C)
 Cierra Johnson (UT Arlington, Junior, G)

Preseason Third Team All-Conference

Patrice Butler (Georgia Southern, Senior, C)
 Simone Fields (Louisiana, Junior, F)
 Erin Peoples (Texas State, Senior, G)
 Kaitlin Walla (Texas State, Junior, G)
 ArJae' Saunders (Troy, Senior, G)

SBC Preseason Student-Athlete of the Year

Rebekah VanDijk (UT Arlington, Junior, C)

SUN BELT HONORS

2016 Sun Belt Players of the Week

Week	Winner
11/15	Simone Fields, Louisiana
11/22	Christina Devers, UTA
11/29	Rebekah Van Dijk, UTA
12/6	Kaitlyn Pratt, Little Rock
12/13	TBD

