

# 2014 Mississippi State Softball



[HailState.com](http://HailState.com)



@HailStateSB



HailStateSB

# TABLE OF CONTENTS

## GENERAL INFORMATION

Contents/Quick Facts	1
Media Information	2
Schedule	2
Roster	3

## MSU COACHING STAFF

Head Coach Vann Stuedeman	4-5
Assistant Coach Beth Mullins	6
Assistant Coach Tyler Bratton	7

## MSU PLAYERS

Julia Echols	8
Logan Foulks	9
Erika Gaul	10
Olivia Golden	11
Sam Lenahan	12
Loryn Nichols	13
Jessica Offutt	14
Alison Owen	15
Ashley Phillips	16
Jacey Punches	17
Heidi Shape	18
Shana Sherrod	19
Kayla Winkfield	20
Rachael Zdeb	21
Madison Arroyo/Katie Anne Bailey	22
Katie Gentle/Amanda Ivy	23
Caroline Seitz/Alexis Silkwood	24
Mackenzie Toler	25

## 2013 RECAP

Season In Review	26
Game-by-Game Results	27
Final Stats	28
Stats Breakdown	29

## SCHOOL RECORDS AND HISTORY

Individual Records	30-37
Annual Leaders	38-41
Team Records	42-44
Class Records	45-46
SEC Tournament History and Records	47
NCAA Tournament History and Records	48
All-Time Results	49-53
Series History	54-61
Letterwinners	62
Honors and Awards	63-65

## MISCELLANEOUS

MSU Softball Stadium	66
Mississippi State University	67-68
School Leaders	69
Templeton Academic Center	70
SEC Softball	71



## QUICK FACTS

### GENERAL INFORMATION

Name	Mississippi State University
Location	Starkville, Miss.
Founded	Feb. 28, 1878
Enrollment	20,161
Nickname	Bulldogs
Colors	Maroon & White
Conference	Southeastern (West)
President	Dr. Mark E. Keenum
Athletics Director	Scott Stricklin
Sr. Assoc. AD/SWA	Ann Carr
Stadium	MSU Softball Stadium
Capacity	750
Dimensions	L-200, C-220, R-200
Press Box Number	662-325-7546

### TEAM STAFF

Head Coach	Vann Stuedeman (Third Season)
Alma Mater	Huntingdon, 1994
Mississippi State Record	66-48
Career Record	66-48
SEC Record	20-32
Assistant Coach	Beth Mullins
Alma Mater	UAB, 2005
Assistant Coach	Tyler Bratton
Alma Mater	Mississippi State, 2007
Softball Office Phone	662-325-0573
Certified Athletic Trainer	Kari Kebach
Managers	J Bailey
	Pat Grant
	Megan Nesbit
	Stephen Spencer
Strength Coach	Alicia Catlette
Academic Advisor	Sawyer Bowering

### ATHLETIC MEDIA RELATIONS

Sr. Assoc. AD/Media Relations	Mike Nemeth
Asst. AD/Media Relations	Bill Martin
Asst. AD/Media Relations	John R. Cade
Assistant Director	Gregg Ellis
Assistant Director	Kyle Niblett
Assistant Director	Brock Turnipseed
Assistant Director (Softball)	Sarah Feters
Office Phone	662-325-0972
Cell Phone	662-418-9183
E-Mail	sfeters@athletics.msstate.edu
Fax	662-325-2563
Twitter	@HailStateSB
Facebook	Facebook.com/HailStateSB
Mailing Address	P.O. Box 5327
	Mississippi State, MS 39762
Overnight Address	Room 202
	Humphrey Coliseum
	55 Coliseum Blvd.
	Mississippi State, MS 39762
Web Site	www.HailState.com

### PROGRAM HISTORY

Program Years	1982-86; 1997-Present
Overall Record (22 seasons)	654-538 (.549)
NCAA Tournament Appearances	10
	(2000; 2002-05, 07-09, 2012-13)
NCAA Tournament Record	10-28 (.263)
SEC Tournament Appearances	12
	(1998-2005, 07-08, 11-12)
SEC Tournament Record	11-20 (.355)
SEC Record	213-267 (.444)

### TEAM INFORMATION

2013 Overall Record	33-24
SEC Record/Finish	8-16/5th West
Letterwinners Returning/Lost	13/9
Position Starters Returning/Lost	6/3
Pitchers Returning/Lost	3/2
Newcomers	7

#### Key Returnees

Alison Owen, Sr., P
2013: 1.97 ERA, 17-13 W-L, 198.2 IP, 18 CG, 250 K
Jessica Offutt, Sr., OF
2013: .308 BA, 27 R, 5 2B, 17 RBI, 13 BB, 21 SB
Sam Lenahan, Sr., C
2013: .324 BA, 35 R, 12 2B, 10 HR, 40 RBI, 51 BB, 3 SB

#### Key Losses

Stephanie Becker, P
2013: 3.58 ERA, 10-9 W-L, 129.0 IP, 5 CG, 159 K
Jessica Cooley, OF
2012: .355 BA, 38 R, 11 2B, 5 HR, 30 RBI, 44 BB, 12 SB

#### Newcomers

Madison Arroyo, INF, Fr., Waxhaw, N.C./Marvin Ridge
Katie Anne Bailey, UTL, Fr., Madison, Miss./Madison Central
Katie Gentle, OF, Jr., Hartselle, Ala./Wallace State CC
Amanda Ivy, UTL, Fr., Batesville, Miss./South Panola
Caroline Seitz, INF, Fr., Birmingham, Ala./Oak Mountain
Alexis Silkwood, LHP, Fr., East Alton, Ill./Marquette Catholic
Mackenzie Toler, LHP, Fr., Fayetteville, Ga./Whitewater





# SCHEDULE & MEDIA INFORMATION

## February

DATE	OPPONENT	TIME
Feb. 7	MISSISSIPPI VALLEY STATE#	3 p.m.
Feb. 7	NORTHERN KENTUCKY#	5:30 p.m.
Feb. 8	NORTHERN KENTUCKY#	12:30 p.m.
Feb. 8	JACKSONVILLE STATE#	3 p.m.
Feb. 9	JACKSONVILLE STATE#	1:30 p.m.
Feb. 11	SOUTHEASTERN LOUISIANA	5 p.m.
Feb. 13	at Florida Atlantic&	5 p.m.
Feb. 13	at Florida Atlantic&	7 p.m.
Feb. 14	vs. Massachusetts&	3 p.m.
Feb. 14	vs. Maryland&	5 p.m.
Feb. 15	vs. Long Island&	8 a.m.
Feb. 19	CENTRAL ARKANSAS	3 p.m.
Feb. 21	IOWA	3 p.m.
Feb. 22	IOWA	3 p.m.
Feb. 23	IOWA	10 a.m.
Feb. 28	vs. UTSA\$	2 p.m.
Feb. 28	vs. Baylor\$	8 p.m.

## March

March 1	vs. Memphis\$	12 p.m.
March 1	vs. Nicholls State\$	3 p.m.
March 2	vs. Ohio\$	10 a.m.
March 2	vs. Texas State\$	1 p.m.
March 4	UAB	6 p.m.
March 7	KENTUCKY*	6 p.m.
March 8	KENTUCKY*	3 p.m.
March 9	KENTUCKY*	1 p.m.
March 11	at Kennesaw State	4 p.m.
March 12	at Georgia State	3 p.m.
March 14	at Georgia*	5 p.m.
March 15	at Georgia*	1 p.m.
March 16	at Georgia*	12:30 p.m.
March 18	at Memphis	4 p.m.
March 21	at Auburn*	6 p.m.
March 22	at Auburn*	1 p.m.
March 23	at Auburn*	1 p.m.
March 26	SAMFORD	6 p.m.
March 29	MARSHALL (DH)	12 p.m.
March 30	MARSHALL	12 p.m.

## MSU MEDIA RELATIONS DEPARTMENT

The softball media relations office is located on the second floor on the north side of the Bryan Building on Lakeview Drive in Starkville, Miss.

Phone: 662-325-8881

Mailing Address:

P.O. Box 5308  
Mississippi State, MS 39762

Fax: 662-325-2563

Overnight Address:

Bryan Building  
Lakeview Drive  
Mississippi State, MS 39762

### Media Relations Staff

Name	Title (Sport)	Phone
Scott Wetherbee	Senior Associate A.D.	325-2277
John R. Cade	Assistant A.D. (Digital Media, Tennis)	325-0971
Bill Martin	Assistant A.D. (Football)	325-0967
Gregg Ellis	Assistant Director (M. Basketball, Track & Field)	325-3595
Sarah Feters	Assistant Director (Softball, Football)	325-0972
Kyle Niblett	Assistant Director (Baseball, Social Media)	325-8040
Brock Turnipseed	Assistant Director (Soccer, W. Basketball)	325-7556

## KEY PHONE NUMBERS

MSU Softball Stadium Press Box: 662-325-7546

MSU Softball Offices: 662-325-0560 (Best Time to Call: Mornings)

## PRESS SERVICES

Working media members will be provided with weekly game notes, which contain updated statistics, features and more information on the upcoming schedule. Following each game, media personnel will also be supplied a box score as well as play-by-play (upon request) of each game. All of these items can be found online at HailState.com.

## INTERVIEWS

The Mississippi State softball team is scheduled to practice between 2 and 6 p.m. on

## April

DATE	OPPONENT	TIME
April 1	at Mississippi Valley State	6 p.m.
April 4	MISSOURI*	6 p.m.
April 5	MISSOURI*	3 p.m.
April 6	MISSOURI*	1 p.m.
April 9	at South Alabama	6 p.m.
April 11	ALABAMA*	5 p.m.
April 12	ALABAMA*	12 p.m.
April 13	ALABAMA*	12 p.m.
April 15	at Jackson State	6 p.m.
April 18	at Tennessee*	5 p.m.
April 19	at Tennessee*	1 p.m.
April 20	at Tennessee*	12:30 p.m.
April 25	ARKANSAS*	5 p.m.
April 26	ARKANSAS*	12 p.m.
April 27	ARKANSAS*	12 p.m.

## May/June

May 2	at LSU*	6 p.m.
May 3	at LSU*	6 p.m.
May 4	at LSU*	1 p.m.
May 7-10	SEC Tournament	TBA
May 16-18	NCAA Regionals	TBA
May 23-25	NCAA Super Regionals	TBA
May 29 - June 4	Women's College World Series	TBA

### Bold CAPS indicates home dates

All times Central and subject to change

#-Bulldog Kickoff Classic (Starkville, Miss.)

&-Florida Atlantic Strike Out Cancer Tournament (Boca Raton, Fla.)

\$-Mississippi Gulf Coast Softball Classic (Gulfport, Miss.)

\*-SEC games

days in which the team does not travel or play. All practices are open to the general public. Members of the working media are invited to attend all practices at the MSU Softball Field.

Interviews must be conducted before or after practice. Requests should be made 24 hours in advance to ensure availability through Sarah Feters in the Athletic Media Relations Office. In the event of a schedule change or bad weather, check softball's Twitter account at @HailStateSB or HailState.com for updated practice times.

For post-game interviews, head coach Vann Stuedeman and requested players will be available following a 10-minute cooling off period. Stuedeman will conduct her post-game radio interview before speaking to reporters, while players will address the media during Stuedeman's radio interview.

## CREDENTIALS

Due to free admission, no press or photo credentials are required for home games. However, due to limited seating availability inside the MSU Softball Stadium Press Box, all seating requests should be emailed to Sarah Feters at least 48 hours prior to each home game. For liability reasons, all photographers wishing to shoot the game should report to the press box pregame and notify MSU officials they are shooting on the field.

Space is very limited, so accommodations are on a priority basis: members of the media who cover MSU Softball on a regular basis and to visiting media. Only working media will be allowed access to the press and photo areas. Non-working individuals, including family members of the working media, will not be permitted in the working press area.

## PHOTO REGULATIONS

Photography for all MSU home games will be issued only to accredited photographers on assignment. Photographers may shoot ONLY on the grass area beyond the bases in foul territory. The MSU Athletic Department adheres to NCAA photography policies and reserves all commercial and non-commercial rights to use of film, videotape and still photographs of its athletes, athletic events and facilities. Following are general areas where photographers may setup from:

1. Outside of any facility barriers or fences
2. Foul territory behind first base bag
3. Foul territory behind third base bag
4. Dugouts (with permission from each team)

# ROSTER



## NUMERICAL ROSTER

No.	Name	Pos.	B-T	Ht.	Yr.	Exp.	Hometown/High School or Last College
1	Jacey Punches	P	R-R	5-4	So.	1L	Round Rock, Texas/Stony Point
2	Madison Arroyo	INF	R-R	5-7	Fr.	HS	Waxhaw, N.C./Marvin Ridge
3	Katie Anne Bailey	UTL	R-R	5-6	Fr.	HS	Madison, Miss./Madison Central
4	Alison Owen	P	R-R	5-7	RSr.	1L	Newnan, Ga./University of Georgia
6	Julia Echols	INF	R-R	5-6	RJr.	1L	McDonough, Ga./University of Georgia
7	Logan Foulks	C/INF	R-R	5-4	Sr.	1L	Douglasville, Ga./University of North Carolina
8	Alexis Silkwood	P	L-L	5-4	Fr.	HS	East Alton, Ill./Marquette Catholic
9	Kayla Winkfield	INF	L-R	5-8	So.	1L	Giddings, Texas/Giddings
10	Loryn Nichols	OF	L-R	5-4	So.	1L	Murrieta, Calif./Murrieta Valley
11	Katie Gentle	OF	R-R	5-5	Jr.	TR	Hartselle, Ala./Wallace State CC
12	Olivia Golden	INF	R-R	5-5	RFr.	SQ	Hartselle, Ala./Hartselle
13	Mackenzie Toler	P/UTL	L-L	5-9	Fr.	HS	Fayetteville, Ga./Whitewater
15	Caroline Seitz	INF	R-R	5-9	Fr.	HS	Birmingham, Ala./Oak Mountain
16	Sam Lenahan	C/INF	R-R	5-6	Sr.	3L	Lawrenceville, Ga./Collins Hill
19	Rachael Zdeb	OF	R-R	5-9	Sr.	3L	Shawnee, Kan./Shawnee Mission NW
20	Ashley Phillips	OF	R-R	5-6	Jr.	2L	Water Valley, Miss./Water Valley
22	Heidi Shape	INF	R-R	5-5	Sr.	3L	Duluth, Ga./Norcross
23	Erika Gaul	INF	R-R	5-11	Jr.	2L	Clermont, Fla./South Lake
25	Amanda Ivy	UTL	R-R	5-8	Fr.	HS	Batesville, Miss./South Panola
26	Jessica Offutt	OF	L-R	5-5	Sr.	3L	Madison, Ala./Bob Jones
27	Shana Sherrod	P	R-R	5-5	Sr.	3L	Vestavia Hills, Ala./Vestavia Hills

## ALPHABETICAL ROSTER

No.	Name	Pos.	B-T	Ht.	Yr.	Exp.	Hometown/High School or Last College
2	Madison Arroyo	INF	R-R	5-7	Fr.	HS	Waxhaw, N.C./Marvin Ridge
3	Katie Anne Bailey	UTL	R-R	5-6	Fr.	HS	Madison, Miss./Madison Central
6	Julia Echols	INF	R-R	5-6	RJr.	1L	McDonough, Ga./University of Georgia
7	Logan Foulks	C/INF	R-R	5-4	Sr.	1L	Douglasville, Ga./University of North Carolina
23	Erika Gaul	INF	R-R	5-11	Jr.	2L	Clermont, Fla./South Lake
11	Katie Gentle	OF	R-R	5-5	Jr.	TR	Hartselle, Ala./Wallace State CC
12	Olivia Golden	INF	R-R	5-5	RFr.	SQ	Hartselle, Ala./Hartselle
25	Amanda Ivy	UTL	R-R	5-8	Fr.	HS	Batesville, Miss./South Panola
16	Sam Lenahan	C/INF	R-R	5-6	Sr.	3L	Lawrenceville, Ga./Collins Hill
10	Loryn Nichols	OF	L-R	5-4	So.	1L	Murrieta, Calif./Murrieta Valley
26	Jessica Offutt	OF	L-R	5-5	Sr.	3L	Madison, Ala./Bob Jones
4	Alison Owen	P	R-R	5-7	RSr.	1L	Newnan, Ga./University of Georgia
20	Ashley Phillips	OF	R-R	5-6	Jr.	2L	Water Valley, Miss./Water Valley
1	Jacey Punches	P	R-R	5-4	So.	1L	Round Rock, Texas/Stony Point
15	Caroline Seitz	INF	R-R	5-9	Fr.	HS	Birmingham, Ala./Oak Mountain
22	Heidi Shape	INF	R-R	5-5	Sr.	3L	Duluth, Ga./Norcross
27	Shana Sherrod	P	R-R	5-5	Sr.	3L	Vestavia Hills, Ala./Vestavia Hills
8	Alexis Silkwood	P	L-L	5-4	Fr.	HS	East Alton, Ill./Marquette Catholic
13	Mackenzie Toler	P/UTL	L-L	5-9	Fr.	HS	Fayetteville, Ga./Whitewater
9	Kayla Winkfield	INF	L-R	5-8	So.	1L	Giddings, Texas/Giddings
19	Rachael Zdeb	OF	R-R	5-9	Sr.	3L	Shawnee, Kan./Shawnee Mission NW

## Coaching Staff

**Head Coach:** Vann Stuedeman (Huntingdon College, 1994) – Third Year

**Assistant Coaches:** Beth Mullins (UAB, 2005) and Tyler Bratton (Mississippi State, 2007)

**Managers:** J Bailey, Pat Grant, Megan Nesbit, Stephen Spencer

**Strength Coach:** Alicia Catlette

**Certified Athletic Trainer:** Kari Kebach

**Graduate Assistant Athletic Trainer:** Leslie Stephenson

**Academic Advisor:** Sawyer Bowering

## Pronunciation Guide

Julia <b>ECHOLS</b>	.....ECK-ols
Logan <b>FOULKS</b>	.....FOLKS
Ericka <b>GAUL</b>	.....Rhymes with Hall
Jessica <b>OFFUTT</b>	.....OFF-ut
<b>JACEY</b> Punches	.....JAY-see
Carolina <b>SEITZ</b>	.....SIGHTS
<b>SHANA</b> Sherrod	.....SHAN-ah
Rachael <b>ZDEB</b>	.....Zeb





# COACHING STAFF

## HEAD COACH

# VANN STUEDEMAN

Huntingdon College 1994 • Third Season

It has been a "Vanntastic" two seasons for head coach Vann Stuedeman at Mississippi State. On Thursday, June 23, 2011, MSU Director of Athletics Scott Stricklin announced Stuedeman as its new softball coach. In two seasons, the Vestavia Hills, Ala., native has led the squad to consecutive NCAA Tournament trips and 33 wins in back-to-back campaigns.

After becoming the winningest first-year head coach in school history (.579/33-24 record) in 2012, Stuedeman followed up with another 33-24 campaign and a second-straight NCAA Tournament bid. The Bulldogs capped the year with a selection as an Easton Team of the Year, joining Women's College World Series participants Florida and Texas, and consecutive 30-win seasons for the first time since 1998-2008.

During the 2013 campaign, MSU snapped a trio of Southeastern Conference losing streaks, breaking a 27-game skid against Alabama, a 21-game streak versus LSU and a 17-game slump against Florida. The Bulldogs' overall nine-game winning streak from Feb. 23-March 6 was tied for the seventh longest in program history and the five-game Southeastern Conference winning streak from April 7-19 was tied for the sixth best in program history.

The pitching development and philosophies Stuedeman brought over from the University of Alabama, where she was known as a pitching genius in 11 years as the Crimson Tide pitching coach, paid huge dividends in 2013. Junior Alison Owen became the first pitcher in school history to receive Southeastern Conference Softball Pitcher of the Week honors in consecutive weeks, earning the nods on Feb. 25 and March 4. Owen established the single-game Mississippi State record for strikeouts with 16 against SIU-Edwardsville on Feb. 24, 2013. Owen, the March 5 *CollegeSportsMadness.com* National Pitcher of the Week for March 5, is the third player in program history to earn a national weekly honor and enters her senior year holding the top three single-game whiff marks in program history with 16, 15 and 14, all recorded in 2013.

Stuedeman guided the pitching staff to a pair of no-hitters in 2013, the most by the program in a year since tossing four in 2006. Owen twirled the first against Fordham on March 2 and Stephanie Becker tossed the other versus Ole Miss on April 14.

Offensively, Stuedeman's aggressive approach helped the team tie the program record for stolen bases per game with 2.00 and total the second-most swipes in a campaign in MSU history with 114. The approach at the plate translated into a program-record 51 home runs, besting the previous mark by four.

Stuedeman helped Owen earn a spot on the National Fastpitch Coaches Association (NFCA) All-South Region Second Team at the end of the year. Owen was joined on the squad by juniors Logan Foulks and Sam Lenahan, the most Bulldogs on the honor squad since 2009 and only the fourth time in program history having three or more selections.

With her pitching roots, Stuedeman made her biggest impact during her first year at the MSU helm inside the circle. She took a school record-high 4.90 earned-run average from 2011 and with the same group of five pitchers, cut the ERA to 2.88. Stuedeman also helped the pitching staff improve from 2011 to 2012 in: wins (24 to 33), complete games (12 to 20), no-hitters (zero to one), hits allowed (435 to 310), runs allowed (313 to 194), strikeouts (242 to 358), home runs allowed (50 to 27) and opponent batting average (.300 to .224). The Bulldogs shut out opponents five times, including one on the road in the SEC for the first time in more than four years.

Individually, Stuedeman coached staff ace Becker to a career year. Going up against eventual Women's College World Series participant South Florida, Stuedeman called her 24th career no-hitter. Later in the year, Becker became the first Bulldog pitcher since Stephanie Comeaux in 2006 to be named SEC Pitcher of the Week after picking up three conference victories in a series sweep versus Kentucky. Becker finished the weekend with a 2.15 ERA and 15-2 strikeout-to-walk ratio. In her last nine appearances of 2012, Becker was guided by Stuedeman to a perfect 4-0 record, a microscopic 0.55 ERA in 25.2 innings and a 22-5 strikeout-to-walk ratio.

Stuedeman also focused heavily on improving the defense. She succeeded, increasing the Bulldogs' fielding percentage from 2011 to 2012 by nine points (.954 to .963). In the outfield, MSU cut down on open spaces and improved from a SEC-high 58 doubles allowed in 2011 to a much lower mark of 39 two-baggers surrendered. Overall, Stuedeman's staff gave up only 154 earned runs in 2012, almost 100 fewer than the previous spring.

From a historical standpoint, Stuedeman accomplished a great deal in her first spring at the helm of the MSU softball team. With Stuedeman taking MSU to its first NCAA Tournament since 2009, she became one of only two first-time head coaches to make the field of 64. With 33 overall wins, Stuedeman guided MSU to its first 30-win season since 2008, despite having the fourth-toughest strength of schedule in the nation. More than half (18) of the 33 victories were of the come-from-behind variety.

Thirteen of the team's 33 wins came in the month of April (13-2), making it the winningest April in school history. Starkville's Team won 14 of its last 20 games to end the season, including a 12-game winning streak from April 10 - May 4, 2012. The stretch was the Bulldogs' third-longest overall winning streak in school history.

Prior to the NCAA Tournament, Stuedeman led the Bulldogs to their 12th Southeastern Conference Tournament berth with 12 SEC wins, the most for MSU since 2008. For the first time since 2001, MSU swept back-to-back three-game series and won six consecutive conference games. Two of those six wins were on national television.

Outside the SEC, Stuedeman was dominant. Mississippi State won 21 non-conference

games, its most since 2008 (28). State's 13-straight non-conference triumphs was its longest streak since MSU won a school-record 16-consecutive contests to begin the 2006 season. In midweek games alone, MSU went a flawless 8-0 against out-of-league foes.

On the road, the 2012 Bulldogs broke the school record for true road wins in a season with number 13 coming at Auburn on May 4, 2012. State had two five-game road winning streaks, its longest road winning streaks since taking eight-straight from March 27 - April 19, 2001. The eight SEC road wins were the most for the Bulldogs since eight in 2001.

Within the state of Mississippi, Stuedeman has shined brightest. For the first time since 1998, the Maroon and White went undefeated (8-0) against in-state clubs in 2012. Stuedeman has yet to lose to an in-state foe during her tenure, including six-straight wins against Ole Miss.

With late innings being her innings, the fifth head softball coach in school history made sure her team played best in 2012 when it counted most, outscoring opponents 64-31 after the fifth. State went 9-7 in one-run games, its best winning percentage in one-run games since 2002. Three of those nine wins came in a row, the first time accomplishing the feat since a 2007 series sweep of South Carolina. The Bulldogs did not get beaten when leading late all year, finishing 21-0 when ahead after the fifth inning. Of course, Stuedeman preferred not to keep it close, as MSU's eight run-rule victories were the program's most since the 2008 team tallied 13.

Offensively in her first year at MSU, Stuedeman oversaw a lineup that set a then-school record for single-season walks (202), while finishing in the top 10 in runs, home runs, slugging percentage and stolen bases. On the bases, MSU finished 22nd in the country in stolen bases per game (1.61). As a result of the offensive production, Stuedeman coached MSU's first SEC Player of the Week since 2010, two SEC Players of the Week in the same season for the first time since 2004 and MSU's second National Player of the Week.

Prior to her arrival in Starkville, Stuedeman helped the Alabama Crimson Tide claim three SEC regular-season titles en route to reaching the Women's College World Series six times.

As an assistant coach since 2001, Stuedeman helped the Tide go 579-150 from 2000-11 (.794), including a sparkling 243-70 record inside the SEC. Stuedeman anchored a staff that had an ERA under 2.00 in eight of her 11 campaigns, struck out an average of 485 batters per season and held opponents scoreless in 221 games. The 2011 staff led the SEC in ERA, giving Stuedeman's staff a top-20 ERA nationally in five of the previous six seasons before she left Alabama.

Stuedeman coached six All-American pitchers with 11 All-America and All-SEC honors while in Tuscaloosa. Under her instruction, Tide pitchers registered 23 no-hitters, including three perfect games. Three times Stuedeman coached the SEC Pitcher of the Year, while racking up 19 SEC Pitcher of the Week honors. She also coached two SEC Freshman of the Year and one SEC Tournament Most Valuable Player.

In 2011, Stuedeman tutored the pitching staff to a 1.69 ERA, a 53-10 record and third-place finish at the Women's College World Series. The staff included a pair of All-American pitchers in Kelsi Dunne and Jackie Traina. Dunne, a volunteer assistant coach at Mississippi State in 2012, capped her career with a 29-5 record and a 1.42 ERA. The right-hander struck out 331 batters and held opponents to a school-record .146 average. Dunne also tossed three no-hitters and posted 11 shutouts. Traina went 19-5 with a 1.70 ERA, adding 190 strikeouts in 156.1 innings with two no-hitters, three shutouts and four saves.

Prior to joining Alabama, Stuedeman coached at West Alabama, Alabama-Huntsville and East Limestone High School. A native of Birmingham, Ala., she graduated in 1994 from Huntingdon College, where she helped the Hawks to two third-place finishes at the national tournament (1992 and 1994). The 1994 All-American was inducted into her alma mater's Hall of Fame on Oct. 8, 2011.

## THE VANN STUEDEMAN FILE:

**Birthdate:** Sept. 11, 1972  
**Hometown:** Vestavia Hills, Ala.  
**Education:** Bachelor of Accounting, Huntingdon College, 1994  
 Master's in Elementary Education, West Alabama, 1996  
**Hired as Head Coach:** June 23, 2011

## Coaching Career:

Graduate Assistant, West Alabama, 1995-96  
 Assistant Coach, Alabama-Huntsville, 1997-99  
 Head Coach, East Limestone High School, 1999-2000  
 Assistant Coach, Alabama, 2000-11  
 Head Coach, Mississippi State, 2011-Present

## Playing Career:

Vestavia Hills High School, 1986-90  
 Huntingdon College, 1991-94

# COACHING STAFF



## Stuedeman's MSU Stats

In day games.....	41-29
In night games.....	25-19
In extra innings.....	3-3
Vs. left-handed starter.....	6-6
Vs. right-handed starter.....	60-42
When starter receives decision.....	51-35
When reliever receives decision.....	15-13
When starter goes 5+ innings.....	44-20
When starter goes <5 innings.....	22-28
When scoring first.....	44-14
When opponent scores first.....	22-34
When leading after 5 innings.....	43-2
When trailing after 5 innings.....	8-33
When tied after 5 innings.....	4-9
When leading after 6 innings.....	40-1
When trailing after 6 innings.....	2-36
When tied after 6 innings.....	7-5
Vs. ranked opponents.....	6-26
Vs. Top-10 opponents.....	3-11
In one-run games.....	21-16
In two-run games.....	7-8
On TV.....	4-2
When scoring 0-2 runs.....	11-30
When scoring 3-5 runs.....	22-16
When scoring 6-9 runs.....	23-2
When scoring 10+ runs.....	10-0
When opponent scores 2 runs or less.....	46-7
When collecting 0-3 hits.....	5-12
When collecting 4-6 hits.....	15-24
When collecting 7-9 hits.....	25-8
When collecting 10-12 hits.....	15-4
When collecting 13+ hits.....	6-0
When out-hitting opponent.....	57-13
When out-hit by opponent.....	4-28
When hits are equal.....	5-7
When hitting a home run.....	36-18
When opponent hits a home run.....	24-27
When errorless.....	35-14
When committing one error.....	16-17
When committing 2+ errors.....	15-17
When opponent is errorless.....	21-22
Vs. SEC.....	20-32
Vs. SEC East.....	7-15
Vs. SEC West.....	13-17
Vs. Non-Conference.....	46-24
Game 1 of weekend series.....	7-9
Game 2 of weekend series.....	6-10
Game 3 of weekend series.....	5-11
SEC Tournament.....	0-1
NCAA Tournament.....	1-4

## DAYS OF THE WEEK

Monday.....	1-1
Tuesday.....	8-1
Wednesday.....	6-3
Thursday.....	4-3
Friday.....	15-15
Saturday.....	19-15
Sunday.....	13-10

## MONTHS OF THE YEAR

In February.....	18-9
In March.....	21-20
In April.....	23-9
In May.....	4-10
In June.....	0-0

Stuedeman served as a graduate assistant at the University of West Alabama from 1995-96 while earning her master's degree in elementary education, helping lead the team to the Gulf South Conference championship in 1995 while the team's head coach was away from the team on maternity leave. The championship and winning season was the first in the '90s for the West Alabama program.

After spending two seasons at UWA, Stuedeman went to the University of Alabama-Huntsville for three years as an assistant for her sister, Les Stuedeman, and worked with pitchers and outfielders. During her stint, the UAH pitching staff ranked in the top five in Division II in ERA. She helped lead the program to two Gulf South Conference championships, three NCAA Regional appearances and a trip to the 1999 Division II National Tournament. She was also part of the staff that was named South Region Coaching Staff of the Year in 1999.

She then accepted the head coaching position at East Limestone High School, in Athens, Ala., where she led the team to its first winning season since 1994.

## Stuedeman's Last 13 Seasons as a College Coach (2001-13)

Year	Record	Pct.	SEC	Finish	NCAA Tourney
2001	50-11	.820	24-6	2nd	2-2 at Regional
2002	46-21	.687	22-8	2nd	0-2 at Regional
2003	49-21	.700	22-8	2nd	4-0 at Regional, 0-2 at WCWS
2004	45-20	.692	18-12	5th	3-2 at Regional
2005	63-15	.808	23-7	2nd	3-0 at Regional, 2-0 at SR, 1-2 at WCWS
2006	54-11	.831	25-4	1st	3-0 at Regional, 2-0 at SR, 0-2 at WCWS
2007	55-10	.846	21-6	3rd	4-1 at Regional, 0-2 at SR
2008	58-8	.879	25-3	2nd	3-0 at Regional, 2-0 at SR, 2-2 at WCWS
2009	54-11	.831	21-6	2nd	3-0 at Regional, 2-0 at SR, 2-2 at WCWS
2010	52-11	.825	23-4	1st	3-0 at Regional, 1-2 at SR
2011	53-11	.828	19-6	1st	3-0 at Regional, 2-1 at SR 2-2 at WCWS
2012	33-24	.579	12-16	T-7th	0-2 at Regional
2013	33-24	.579	8-16	5th	1-2 at Regional
<b>TOTALS</b>	<b>645-198</b>	<b>.765</b>	<b>251-86</b>	<b>.745</b>	<b>13 Appearances (6 WCWS), 50-28 (.641)</b>

## Stuedeman's Pitching Staffs (2001-13)

Year	ERA	K	K/7	IP	BB	K/BB	Opp. BA	Shutouts	No-Hitters
2001	1.35	364	6.13	415.1	80	4.55	.203	25	1
2002	2.19	489	7.60	450.1	112	4.37	.236	17	0
2003	1.85	455	6.69	476.1	152	2.99	.236	12	0
2004	2.11	487	7.79	437.1	125	3.90	.205	18	4
2005	1.55	607	8.12	523.1	142	4.27	.200	22	0
2006	1.13	578	9.20	440.0	87	6.64	.174	24	5
2007	1.67	386	6.52	414.2	116	3.33	.222	23	1
2008	1.56	461	7.56	427.0	126	3.66	.184	23	2
2009	1.68	424	7.26	408.2	139	3.05	.201	26	5
2010	2.43	533	9.20	405.2	129	4.13	.208	9	0
2011	1.69	556	9.41	413.1	128	4.34	.173	22	5
2012	2.88	358	6.70	374.0	184	1.95	.224	5	1
2013	2.68	463	8.67	374.0	110	2.06	.199	10	2

## NFCA All-America Pitchers Under Stuedeman

Name	Years	Team	W-L	ERA	K
Shelley Laird	2001	Second	32-7	1.06	242
Stephanie VanBrakle	2005	Second	34-7	1.34	341
Stephanie VanBrakle	2006	Second	28-6	1.19	345
Chrissy Owens	2007	Third	24-5	1.30	144
Kelsi Dunne	2008	Third	26-6	1.44	275
Charlotte Morgan	2008	First	18-2	1.27	69
Kelsi Dunne	2009	First	28-5	1.63	258
Charlotte Morgan	2009	First	18-6	1.80	124
Kelsi Dunne	2010	Third	30-6	1.97	355
Kelsi Dunne	2011	First	29-5	1.42	331
Jackie Traina	2011	First	19-5	1.70	190

## Stuedeman's Pitchers By the Numbers

236.....	Shutouts
26.....	No Hitters
22.....	SEC Pitchers of the Week
15.....	All-South Region Honors
11.....	All-America Honors
11.....	All-SEC Honors
5.....	National Players of the Week
3.....	SEC Pitchers of the Year
3.....	Perfect Games
2.....	SEC Freshman of the Year
1.....	SEC Tournament MVP





@MStateMullins



# COACHING STAFF

## ASSISTANT COACH

### BETH MULLINS

UAB 2004 • Third Season

Beth Mullins is in her third season with the Bulldog softball program after serving as an assistant coach at Western Kentucky in 2011. She had previously been an assistant coach at UAB and Georgia Southern.

The Fairhope, Ala., native primarily coaches the outfielders, but along with assistant coach Tyler Bratton, also serves as the hitting coach. In addition, Mullins handles the organization and execution of MSU Softball Clinics as well as aids in the recruiting process.

During her second year in Starkville, Mullins helped the Bulldogs to a second-straight NCAA Tournament trip, backed by an offense that set the program record with 51 home runs, besting the previous mark by four. She also guided the squad to 2.00 stolen bases per game, tying the program record, and the second-most swipes in a campaign in MSU history with 114.

Mississippi State snapped a trio of Southeastern Conference losing streaks during the 2013 campaign, breaking a 27-game skid against Alabama, a 21-game streak versus LSU and a 17-game slump against Florida. The Bulldogs' overall nine-game winning streak from Feb. 23-March 6 was tied for the seventh longest in program history and the five-game Southeastern Conference winning streak from April 7-19 was tied for the sixth best in program history.

Mullins guided juniors Logan Foulks and Sam Lenahan to National Fastpitch Coaches Association (NFCA) All-South Region Second Team honors. The pair was joined by Alison Owen, making it the most Bulldogs on the honor squad since 2009 and only the fourth time in program history having three or more selections.

Foulks led the Bulldogs with 13 home runs, 53 hits and 102 total bases in 2012. The 13 long balls are tied for the fifth most in a year in program history while her 0.23 homers per game are the fourth-best mark for an MSU player. Foulks also topped the squad with a 15-game hitting streak during the campaign.

Lenahan was guided by Mullins to the best season of her career. She turned in a team-best 14 multiple-hit games and a squad-high 14 multiple-RBI contests while also pacing the Bulldogs with seven game-winning runs batted in. Lenahan tied the single-season record for walks with 51 and established the mark for walks per game with 0.89. Her 10 home runs during the campaign are also tied for the seventh most in a year in program history while her 12 doubles are tied for the fifth most by a Mississippi State junior.

Mullins' teaching helped the Bulldogs end the campaign with their highest slugging percentage since 2004 with a .422 mark.

In her first season as an assistant coach in the Southeastern Conference, Mullins developed left fielder Jessica Cooley into one of the most feared power hitters in the conference. Having hit two home runs with a career .202 average in 95 games entering her junior season, Cooley thrived under Mullins' coaching, collecting a team-best 15 home runs. The total was tied for the fourth most in the SEC and the third most in school history. In addition to the power numbers, Mullins helped Cooley finish with a .310 batting average.

Cooley was named a Third-Team All-American by *CollegeSportsMadness.com*, becoming MSU's sixth All-American. As a result of her extra work in the cage with Mullins in late February, Cooley was named SEC Softball Player of the Week on March 5, 2012, and the USA Softball Collegiate Player of the Week on March 6, 2012. The league honor was MSU's first in over a year and the national accolade was the second in school history.

Mullins' first season in Starkville also coincided with the meteoric rise of center fielder Jessica Offutt. After batting .154 with four hits and five stolen bases in three starts (35 games played) in her debut campaign in 2011, Offutt started all 57 games in 2012, hitting at a .268 clip with 42 hits and a team-best 17 stolen bases. Offutt continued her climb as a junior, batting .314, the second-best mark among the regular starters. She also turned in 13 walks and 17 runs batted in.

With Mullins working on her base running skills in 2012, Offutt became the first player in school history with a flawless stolen-base percentage (17-of-17) with a minimum of 15 attempts, and added 21 swipes as a junior. Offutt was not the only one who reaped the benefits of Mullins and her base-running teachings, as MSU finished 22nd nationally in 2012 in stolen bases per game (1.61).

As a whole, the Bulldogs' offense improved under the tutelage of Mullins in seven major statistical categories: batting average (.262 to .274), runs scored (233 to 254), hits (372 to 397), walks (182 to 202), strikeouts (351 to 282), on-base percentage (.357 to .383) and stolen bases (48 to 92). With an advanced two-strike approach and a more disciplined approach at the plate, Mullins guided hitters to a then-school record in walks and walks per game (3.54). The 2012 offense finished in the single-season top 10 in school history in runs, home runs, slugging percentage and stolen bases.

Defensively, Mullins coached with Vann Stuedeman's "Gotta Be Caught" mentality. As a result, MSU improved from an SEC-high 58 doubles allowed in 2011 to a much lower mark of 39 two-baggers given up in 2012. Fielding improved dramatically, increasing the Bulldogs' fielding percentage from 2011 to 2012 by nine points (.954 to .963). The defense gave up only 154 earned runs in 2012, almost 100 fewer than the previous spring's 250.

Prior to her arrival in Starkville, Mullins tutored the 2011 Western Kentucky squad to the highest batting average in school history (.279). The Lady Toppers also set single-

season records for triples (14), RBI (221) and slugging percentage (.419).

Mullins made the move to WKU following a three-year stint at her alma mater, UAB. In her final season with the Blazers in 2010, the squad broke 15 individual and team offensive records while making its first NCAA regional appearance. The group also topped Conference USA in six offensive categories. During her tenure, UAB improved in team batting average, doubles, triples, RBIs and runs scored each season.

Mullins returned to her old playing field after a two-year stop as an assistant coach at Georgia Southern. During that stint, she helped the Eagles to a Southern Conference Tournament title and the program's first NCAA Tournament appearance.

In 2006, she tutored SoCon Player of the Year Shanita Black, who broke 12 school records en route to earning conference tournament Most Outstanding Player and All-Southeast Region accolades.

A starter for the Blazers from 2001-04, Mullins was named to the Conference USA All-Freshman team. As a sophomore in 2002, she led the team in RBI (31) and walks (17) as the Blazers won a then-program-best 39 games. During her junior campaign in 2003, Mullins led the team in home runs (five) and walks (16).

As a senior, the right-handed hitter was named All-Conference USA after anchoring the squad in batting average (.311), hits (51), on-base percentage (.379), RBI (27) and home runs (five). The future coach posted at least 20 wins all four seasons as a player at UAB, finishing her career ranked in the program's top 10 in: RBI (fourth), home runs (fifth), total bases (fifth), hits (sixth), doubles (sixth) and walks (seventh).

#### Offensive Improvements Under Mullins From 2012-13

Category	2011	2012	2013
Batting Average	.262	.274	.271
Runs Scored	233	254	247
Hits	372	397	386
Walks	182	202*	201
Strikeouts	351	282	331
On-Base Percentage	.357	.383	.372
Stolen Bases	48	92	113

#### Defensive Improvements Under Mullins From 2012-13

Category	2011	2012	2013
Errors	71	56	54
Fielding Percentage	.954	.963	.962
Doubles Allowed	58	39	12
Double Plays Turned	2	3	5

\* Denotes School Record

### THE BETH MULLINS FILE:

**Birthdate:** Sept. 29, 1982

**Hometown:** Fairhope, Ala.

**Education:** Bachelor of Political Science, UAB, 2004

**Hired as Assistant Coach:** July 7, 2011

### Coaching Career:

Volunteer Assistant Coach, UAB, 2004-05

Assistant Coach, Georgia Southern, 2005-07

Assistant Coach, UAB, 2007-10

Assistant Coach, Western Kentucky, 2010-11

Assistant Coach, Mississippi State, 2011-Present

### Playing Career:

Fairhope High School, 1996-2000

UAB, 2000-04

# COACHING STAFF

## ASSISTANT COACH

### TYLER BRATTON

Mississippi State 2007 • First Season



Tyler Bratton is in his first season as an assistant coach with the Mississippi State softball program as head coach Vann Stuedeman used a face familiar to Starkville to fill her coaching void in December of 2013.

Bratton, who works with infielders and offense, and has game management and recruiting responsibilities, is a 2007 Mississippi State graduate and spent the previous five years working with the Bulldog baseball program as its coordinator of baseball operations.

"We are very excited about Coach Bratton, Bree [wife] and Maddux [son] joining our softball family," Stuedeman said. "Coach Bratton brings a wealth of knowledge and playing experience. His pedigree is second to none as he has been surrounded by some of college baseball's best, playing for Ron Polk and working directly with John Cohen."

With Bulldog baseball, Bratton consistently organized a top-10 strength of schedule, coordinated team travel arrangements and acted as the program's liaison with adidas. The West Point, Miss., native also aided in on-campus recruiting efforts, directed the team's video operations and oversaw all tasks associated with the day-to-day operation of the MSU baseball program.

"This is an unbelievable opportunity for my family and me to join the MSU softball program," Bratton said. "I am excited to get on the road, recruit and help Vann and the program continue the winning culture she has cultivated since her arrival."

"Coach Bratton's involvement in championship programs, love for Mississippi State and contagious personality will be a positive difference maker for us," Stuedeman added. "He is the definition of a winner and we are thrilled to have him on staff."

Bratton was a three-year standout in baseball and football, playing outfield for Bill Miley at Oak Hill Academy in nearby West Point. Bratton continued his baseball career in 2003 and 2004 at East Mississippi Community College, where he was coached by Bill Baldner.

Bratton then came to MSU, earning a spot on the Polk-coached Bulldog baseball team as an outfielder in 2006. That Mississippi State squad ascended to a No. 1 in-season national ranking and advanced to the finals of the NCAA Clemson Regional.

"Over the last five-plus years, I have learned so much from Coach Cohen and am truly grateful for the opportunities he gave me," Bratton said. "I am excited to apply some of the principles which have been so successful for baseball the last few seasons to softball as we make a push to the Women's College World Series."

Bratton earned an undergraduate degree in secondary education at Mississippi State in 2007 and, in 2009, completed MSU graduate degree studies in sports administration.

Bratton is married to the former Bree Munger of Hartselle, Ala., and welcomed their first son, Maddux Beau, in November.

#### THE TYLER BRATTON FILE:

**Birthdate:** Aug. 3, 1983

**Hometown:** Columbus, Miss.

**Education:** Bachelor of Arts in Secondary Education, Mississippi State, 2007  
Master's in sports administration, Mississippi State, 2009

**Hired as Assistant Coach:** December 19, 2013

#### Coaching Career:

Student Assistant Coach, Mississippi State University, 2007  
Director of Operations, Mississippi State University Baseball, 2008-13  
Assistant Coach, Mississippi State, 2013-Present

#### Playing Career:

East Mississippi Community College, 2003-04  
Mississippi State University, 2006





@HailStateSB



# PLAYER BIOS

## #6 JULIA ECHOLS

RJr. • INF • 5-6 • R-R • 2L

McDonough, Ga. (University of Georgia)

**CAREER:** Redshirt junior who transferred from the University of Georgia after the 2011 season ... Sat out the 2012 season for Mississippi State due to SEC transfer rules ... A fiery competitor who is passionate about the game ... Expected to contribute heavily to this year's squad, most likely at third base ... First three hits of her collegiate career were home runs ... Posted a perfect 4.0 grade-point average in the fall of 2012 after being named an NFCA All-America Scholar-Athlete in the spring of 2012.

**2013:** Started 33 of the team's 57 contests and played in 43 ... Collected 17 hits with two home runs and scored 12 runs ... Was a perfect five-for-five in stolen base attempts ... During Southeastern Conference games, scored four runs and drove in three ... Started eight league games and played in 14 of the team's 24 SEC contests ... Placed third on the squad with a .235 batting average against ranked opponents ... Tied for second on the team with two doubles against top-25 clubs ... Batted .500 (two-for-four) with the bases loaded ... Was successful advancing base runners 37.3 percent of the time ... Tied for third on the team with a pair of sacrifice bunts during the campaign ... Turned in three multiple-hit and three multiple-RBI games ... Started 17 games at first base with the team going 13-4 in such contests (.765 winning percentage) ... Squad posted an 8-2 mark (.800 winning percentage) during starts at shortstop ... When serving as the lineup's No. 8 hitter, team went 11-1 (.917 winning percentage) ... Started at shortstop in Bulldog debut against South Alabama in the season opener (Feb. 7) ... Drove in first run at Mississippi State against Troy (Feb. 8) during Bulldog Kickoff Classic ... Stole first base as a Bulldog and scored once in a run-rule win versus Tennessee State (Feb. 9) ... Tabbed first multiple-hit game as a Bulldog with a two-for-three performance at No. 15 Louisiana (Feb. 13), including first MSU double ... Walked, stole a base and scored in the Northwestern State game (Feb. 16) ... Drove in two runs versus Murray State (Feb. 17) ... Went one-for-three with a run scored in a nationally-televised win against Ole Miss (April 12) on ESPN2 in the series opener ... Finished the series sweep over the in-state rival Rebels (April 13) with a two-RBI single and a stolen base ... In a run-rule win at Samford (April 16), set career high in RBI (three) and tied personal bests in at-bats (four), hits (two), doubles (one) and home runs (one), with the homer being her first as a member of the Maroon and White ... Singled, advanced to second on a wild pitch, stole third and scored the first run of the game in the series-opening win at No. 4 Alabama (April 19), snapping the Crimson Tide's 27-game winning streak against the Bulldogs ... Tied a season high with two hits, including a line-drive home run off the scoreboard in right, in the Middle Tennessee State (April 22) neutral-site victory in Birmingham ... Started team's first two NCAA Tournament games, getting the nod at first base against Florida State (May 17) and Mississippi Valley State (May 18).

**2012:** In first year in Starkville, sat out the season due to SEC transfer rules ... Named a NFCA All-America Scholar-Athlete with a perfect 4.0 grade-point average.

**2011 (AT GEORGIA):** Appeared in 33 games, making 13 starts ... Hit .268 in 41 at-bats with 11 hits, 12 runs, three home runs and nine RBI ... First three collegiate hits were home runs ... Made collegiate debut as a pinch hitter in an 8-1 home win against Iowa (Feb. 12), playing right field ... Made first collegiate start in 8-2 home triumph versus Maryland (Feb. 13), finishing one-for-three with first career home run, a solo shot ... Starting as the designated player, cranked a home run against Marshall (Feb. 19), tallying a career-best three RBI ... Also drew a walk against the Thundering Herd in the 12-2 home victory ... Registered a pinch-hit solo home run and a base on balls in a 4-3 comeback home victory over Chattanooga (March 6) ... Recorded first career stolen base at home versus LSU (March 11) ... Crossed home plate a season-high two times against the Tigers two days later (March 13) ... In game one of a doubleheader sweep against UNC Wilmington (March 31), finished

two-for-two with an RBI and a run scored ... Started game two of the sweep at second base, walking twice and scoring once ... Notched an RBI single versus Georgia Southern (April 20) in a four at-bats.

**PRE-COLLEGE:** Four-year letterwinner at Eagles Landing Christian Academy, helping lead the Chargers to four-straight Georgia High School Association Class A State Championships and a record of 135-19-2 ... Earned All-State First Team honors all four years and was named a Wendy's Heisman scholarship winner for the state of Georgia ... Completed career ranked in the top-five in the state for hits, doubles, triples, home runs and RBI ... As a senior, hit .520 with a slugging percentage of .940 to produce 45 runs, while also scoring 39 runs and stealing 12 bases en route to being named the Class A and Southern Crescent Player of the Year ... Selected as a Georgia Athletic Coaches Association All-Star and was the only player on either team in the series from a Class A school ... Following junior year, was tabbed the Region 5A Defensive and Co-Offensive Player of the Year ... As a sophomore, earned her first Region 5A Defensive Player of the Year honor ... Started travel softball in 2001 and went on to play for the Georgia Impact and East Cobb Bullets ... Participated in basketball all four years and soccer for two seasons at ELCA ... Led the Chargers in scoring as a shooting guard in first three seasons, earning First-Team All-Region honors twice and was a Second-Team All-State selection as a junior ... Also played goalie in soccer in first two seasons at ELCA, earning First-Team All-Area accolades as a freshman ... Graduated as valedictorian ... Member of the Beta Club, Student Leadership Institute and Student Council.

**PERSONAL:** Born Julia Anne Echols on Sept. 22, 1991, in Atlanta, Ga. ... Daughter of Lee and Kim Echols ... Has a brother, Taylor, who joined the University of Georgia basketball team in September, 2012, and is a junior on the squad ... Majoring in accounting ... Favorite color is purple ... Favorite food is Golden Grahams cereal.

### CAREER HIGHS

AB	4, four times, last at Alabama, 4/21/13
R	2 vs. LSU, 3/13/11
H	2, four times, last vs. Middle Tennessee St., 4/22/13
RBI	3, twice, last at Samford, 4/16/13
2B	1, four times, last at Alabama, 4/21/13
3B	None
HR	1, five times, last vs. Middle Tennessee St., 4/22/13
BB	2, twice, last vs. UNC Wilmington, 3/31/11
SB	1, six times, last at Alabama, 4/19/13

### ECHOLS' CAREER STATISTICS

Year	AVG	GP-GS	AB	R	H	2B	3B	HR	RBI	TB	SLG%	BB	HBP	SO	OB%	SF	SH	SB-ATT	GW RBI	GW Runs
2013-RSo.	.189	43-33	90	12	17	4	0	2	10	20	.300	7	3	17	.270	0	2	5-5	0	0
2011-Fr. (UGA)	.268	33-13	41	12	11	0	0	3	9	27	.488	14	3	12	.483	0	2	1-1	1	1
<b>TOTALS</b>	<b>.214</b>	<b>76-46</b>	<b>131</b>	<b>24</b>	<b>28</b>	<b>4</b>	<b>0</b>	<b>5</b>	<b>19</b>	<b>47</b>	<b>.359</b>	<b>21</b>	<b>6</b>	<b>29</b>	<b>.348</b>	<b>0</b>	<b>4</b>	<b>6-6</b>	<b>1</b>	<b>1</b>

# PLAYER BIOS

## #7 LOGAN FOULKS

Sr. • C/INF • 5-4 • R-R • 1L

Douglasville, Ga. (University of North Carolina)



**CAREER:** Enrolled at Mississippi State in January 2013 and became one of the biggest impact transfers in all of college softball, earning a place on the National Fastpitch Coaches Association All-South Region Second Team ... One of the most engaging players on the team ... Transferred from the University of North Carolina, where she established herself as one of the top offensive threats in the Atlantic Coast Conference in her first two seasons ... Did not slow down at MSU, leading the team in almost all power categories ... A career .305 hitter with 43.1 percent of all hits going for extra bases ... Power bat has led to 51.8 percent of 56 career extra-base hits as home runs ... Finished second in the ACC in 2012 with a .596 slugging percentage ... Named to the 2011 All-ACC Tournament Team.

**2013:** In first year with the program, led the squad with 53 hits, 13 home runs and 103 total bases while standing second on the squad with a .602 slugging percentage, .310 batting average, 30 runs scored, 39 runs batted in and 11 doubles ... The 13 long balls are tied for the fifth most in a year in program history while 0.23 homers per game are the fourth-best mark for an MSU player ... Defensively, caught six runners stealing and tallied 50 assists, the second most on the squad ... Started all 57 games, 38 at third base, 18 catching and one as the designated player ... In the original lineup for all 24 Southeastern Conference games and finished second on the squad with 13 runs batted in and 11 scored ... Topped the squad in league action with five home runs ... A force in non-conference games, batting a team-best .387 with 26 RBI and 19 runs while slugging .699 ... In neutral site games, hit a robust .421 with a team-high 16 hits and second-best .737 slugging percentage ... Reached base 43.3 percent of the time when leading off an inning ... Hit .328 with runners in scoring position and .297 with two outs ... Turned in a team second-best 17 two-out RBI ... Placed third among the Bulldogs with 11 multiple-hit games and second with eight multi-RBI contests ... Had an MSU-best 15-game hitting streak, from March 1-23 ... Made Bulldog debut with a start at third base in the season opener vs. South Alabama (Feb. 7) ... Tallied an RBI single and first career stolen base in team's initial win of the season, against Troy at the Bulldog Kickoff Classic (Feb. 8) ... Hit a two-run home run and scored two runs to go along with a walk in a five-inning win against Georgia State (Feb. 9) ... Tallied first multiple-hit game with the Bulldogs at No. 15 Louisiana (Feb. 13), going two-for-three with a double ... Collected a season-high three hits, a year-best tying two runs and a walk in the Southeast Missouri State victory (Feb. 24) ... Hit a game-winning home run on ESPN3 against LIU-Brooklyn (March 2), finishing two-for-three ... Came back less than an hour later and tallied second career two-homer game, finishing a perfect three-for-three with four RBIs and two runs scored against Fordham (March 2) ... Tied the game against No. 12 LSU (March 9) with a solo home run in the bottom of the sixth, sparking the Bulldogs to a 2-1 victory ... Tied a career high with five RBI in the second game of a doubleheader at the College of Charleston (March 14), going three-for-three with two runs, a double and a home run ... In game two against Auburn (March 29), tied career highs with two home runs and five RBI ... Hit an RBI double in the series finale at No. 3 Florida (April 7), helping MSU record its second win over a top-three team in program history ... Hit a solo homer and walked twice in the nationally-televised win against Ole Miss (April 12) on ESPN2 in the series opener ... Recorded an RBI double, two walks and a run scored in the second game of the series sweep against the Rebels (April 13) ... Finished the series versus Ole Miss with a walk and two runs in game three ... Hit a three-run home run with two outs in the fifth to help MSU defeat No. 14 Texas A&M (May 4) in the second game of the series in College Station ... Drove in a run and recorded a hit against Florida State in the first game of the NCAA Mobile Regional (May 17) ... Recorded Bulldogs' lone hit at South Alabama during the NCAA Tournament (May 18).

**2012 (AT NORTH CAROLINA):** Started all 57 games she appeared in at catcher and third base ... Hit .302 with 49 hits in 162 at-bats, including 12 home runs, 11 doubles, 28 runs and 37 RBI, the seventh most in the Atlantic Coast Conference ... Led the team with a .596 slugging percentage, ranking second in the ACC ... Dozen long balls and 96 total bases ranked second in the conference as well, while 11 doubles tied for second in the league ... Also drew 19 bases on balls ... Recorded 309 putouts and 45 assists as a catcher ... Went three-for-three with four RBI, two runs, a double, home run and a walk in the second game of the season versus Chattanooga (Feb. 11) ... Hit second home run of the season to knock in two against UTEP (Feb. 17) ... Belted a career-best four hits and scored three runs while driving in four in the first game of the doubleheader sweep versus Longwood (Feb. 22) ... Registered two runs on two hits and a double against Notre Dame (Feb. 25) ... Tied a

career high with five RBI in a two-for-four performance in the win over Utah State (March 9), which included a home run ... Cranked another long ball two games later against East Carolina (March 13), driving in two ... Smashed a two-run home run at Virginia Tech (March 18) ... Recorded the same stat line March 28 against Campbell ... Notched a career-high two home runs at Charlotte (April 24) ... Tied a career high with two walks versus Boston College (May 10) in the ACC Tournament ... Went one-for-four in NCAA Tournament debut against Georgia Southern at the NCAA Athens Regional (May 18).

**2011 (AT NORTH CAROLINA):** Despite suffering from mononucleosis, bronchitis, pneumonia, a dislocated left shoulder and an eye injury that resulted in seven stitches during her first two semesters, still hit .301 with 28 hits in 93 at-bats in 47 games (38 starts) for the Tar Heels ... Led the Blue and White to the ACC Championship game and the best season in more than a decade ... Named to the 2011 All-ACC Tournament Team ... Knocked in 22 teammates thanks to six doubles and four home runs, while also scoring 15 times and walking 21 times ... Her .441 on-base percentage as a freshman was top 10 in school history ... Made 37 starts at shortstop with one at third base ... Registered first career hit and run scored against Buffalo (Feb. 12) ... Tallied initial walk in game two of doubleheader versus UNC Wilmington (Feb. 23) ... Recorded first RBI of career against Georgetown (Feb. 25) to go along with a walk and a run scored ... Had the best game of debut campaign against Mississippi State in Tuscaloosa, Ala., knocking in a career-high five runs on a personal-best two doubles, while scoring once and walking once (March 12) ... Uncorked first career home run versus Virginia Tech (March 19) ... Went two-for-three with a walk and RBI against Campbell (March 23) ... Collected two hits, a run and an RBI in the series opener versus Virginia (April 2) ... Tallied a home run and added four RBI against UNC Greensboro (April 13) ... Finished two-for-five with three RBI, two runs scored, a home run, a double and two walks in a doubleheader at Georgia Tech (April 16) ... Was two-for-two with two walks, two runs, and an RBI versus Elon (April 20) ... Went three-for-eight in the ACC Tournament with three RBI, a run and a walk to earn All-ACC Tournament honors.

**PRE-COLLEGE:** Recipient of the Wendy's Heisman High School Award for the state of Georgia as a senior standout at Alexander High School in Douglasville, Ga. ... Played travel ball with the Georgia Elite Gold squad ... A four-time all-county selection who set the Georgia Home Run Derby record with nine ... Received the Bobby Bailey Award, given to outstanding women athletes ... Also played basketball in high school.

**PERSONAL:** Born Logan McKinley Foulks on Jan. 20, 1992, in Douglasville, Ga. ... Daughter of Steve and Christy Foulks ... Has one brother ... Majoring in interdisciplinary studies ... Started playing softball at age three ... Trained at an Atlanta-based softball facility with current teammates Heidi Shape and Sam Lenahan ... Lists biggest sports thrill as hitting her first home run on her high school varsity squad ... Favorite movie is "Legally Blonde" and favorite TV shows are "Duck Dynasty," "Golden Girls" and "The Nanny."

### CAREER HIGHS

AB	.....	6 vs. LSU, 3/8/13
R	.....	3 vs. Longwood, 2/22/12
H	.....	4 vs. Longwood, 2/22/12
RBI	.....	5, four times, last vs. Auburn, 3/29/13
2B	.....	2, twice, last at Maryland, 5/7/11
3B	.....	None
HR	.....	2, three times, last vs. Auburn, 3/29/13
BB	.....	3 vs. Murray State, 2/17/13
SB	.....	1, four times, last at Samford, 4/16/13

### FOULK'S CAREER STATISTICS

Year	AVG	GP-GS	AB	R	H	2B	3B	HR	RBI	TB	SLG%	BB	HBP	SO	OB%	SF	SH	SB-ATT	GW RBI	GW Runs
2013-Jr.	.310	57-57	171	30	53	11	0	13	39	103	.602	21	1	24	.385	2	2	4-9	7	5
2012-So. (UNC)	.302	57-57	162	28	49	11	0	12	37	96	.593	19	3	26	.386	0	6	0-0	7	3
2011-Fr. (UNC)	.301	47-38	93	15	28	6	0	4	22	46	.495	21	3	18	.441	1	2	0-0	2	1
<b>TOTALS</b>	<b>.305</b>	<b>161-152</b>	<b>426</b>	<b>73</b>	<b>130</b>	<b>27</b>	<b>0</b>	<b>29</b>	<b>98</b>	<b>245</b>	<b>.575</b>	<b>61</b>	<b>7</b>	<b>68</b>	<b>.398</b>	<b>3</b>	<b>10</b>	<b>4-9</b>	<b>16</b>	<b>9</b>



@HailStateSB



# PLAYER BIOS

## #23 ERIKA GAUL

Jr. • INF • 5-11 • R-R • 2L

Clermont, Fla. (South Lake)

**CAREER:** A talented junior infielder who is looking to make an impact for the 2014 squad ... Has played in 16 games with two starts and has provided valuable depth at first base during her career.

**2013:** Played in 15 games for the Bulldogs, earning first two career starts ... Took a career-high 14 at bats and recorded first career run batted in and walk ... Started at first base against Western Kentucky (Feb. 16) and South Carolina (April 27) ... Entered three Southeastern Conference games and was hit by a pitch against Ole Miss (April 14) ... Drove in first career run versus the Rebels with a groundout to the shortstop that scored Logan Foulks ... Drew initial walk of career at Jacksonville State (March 12).

**2012:** Totaled one at-bat in one game her freshman campaign ... Pinch-hit in the bottom of the sixth in the 11-5 win against Samford March 4, grounding out to shortstop on a 1-1 count.

**PRE-COLLEGE:** Hit near the .300 mark as a senior at South Lake High School, driving in six runs while scoring 15 times behind two doubles, a triple and three home runs ... Played on the Eagles' 2008 and 2009 squads that finished as the district runner-up, helping SLHS to the 4A Regional Quarterfinals as a junior ... Played on the Eagles' 2008 squad that eclipsed the 20-win plateau en route to advancing to the 4A Region Final Four ... Competed for the Lady Gators Gold travel team after playing with Tropic Wave, and hit .427 with five home runs and 19 RBIs as the Lady Gators finished fourth at the ASA 18U National Tournament in Las Vegas and fifth at the prestigious Colorado fireworks tournament ... An outstanding prep volleyball player for South Lake, earning four letters and serving as team captain last two seasons ... Named MVP of the Eagles' volleyball team after junior and senior seasons ... Helped South Lake to the region semifinal in 2008 after advancing to the quarterfinal her rookie season.

**PERSONAL:** Born Erika Lee Gaul on March 8, 1993, in Pembroke Pines, Fla. ... Daughter of Ken and Emily Gaul ... Has two sisters, Nikki and Kristin ... Majoring in special education ... Served as a volunteer at Operation Military Kids (camp counselor) and the Clermont Girls Softball League (umpire and camp instructor).

### CAREER HIGHS

AB	2, twice, last vs. South Carolina, 4/27/13
R	None
H	None
RBI	1, vs. Ole Miss, 4/14/13
2B	None
3B	None
HR	None
BB	1, at Jacksonville State, 3/12/13
SB	None

### GAUL'S CAREER STATISTICS

Year	AVG	GP-GS	AB	R	H	2B	3B	HR	RBI	TB	SLG%	BB	HBP	SO	OB%	SF	SH	SB-ATT	GW RBI	GW Runs
2013-So.	.000	15-2	14	0	0	0	0	0	1	0	.000	1	1	3	.125	0	0	0-0	0	0
2012-Fr.	.000	1-0	1	0	0	0	0	0	0	0	.000	0	0	0	.000	0	0	0-0	0	0
TOTALS	.000	16-2	15	0	0	0	0	0	1	0	.000	1	1	3	.118	0	0	0-0	0	0



# PLAYER BIOS

## #12 OLIVIA GOLDEN

RFr. • INF • 5-5 • R-R • SQ

Hartselle, Ala. (Hartselle)



**CAREER:** A redshirt freshman infielder who will be counted on to contribute this season ... Has a year of very limited experience and understanding of the collegiate game and appears poised to take the next step in career after rebounding from injury suffered in 2013 campaign.

**2013:** Experienced action in three games for the Bulldogs and recorded one hit in two at bats ... Received a medical hardship waiver for the 2013 campaign ... Made collegiate debut as a pinch runner in the Southeastern Conference opener, against No. 12 LSU at home (March 8) ... Singled in first career at bat, in game two of a doubleheader run-rule sweep at College of Charleston (March 14).

**PRE-COLLEGE:** Served as a third baseman and shortstop for Hartselle High School ... Tallied 162 runs, 100 RBI, 76 stolen bases and 30 home runs as a three-year member of the Lady Tigers' varsity squad ... Hit .442 with a .508 on-base percentage and an .884 slugging percentage (13 home runs) during senior campaign ... In three seasons, Hartselle won two county championships, three area titles and two regional crowns en route to three appearances in the state tournament ... Invited to the Alabama Under Armour Softball Combine ... Two-time all-county selection ... Played travel softball with the 16U and 18U Huntsville Sparks, guiding Sparks to three-straight appearances at the ASA National Tournament ... A four-year starter for the Hartselle Lady Tigers' volleyball squad, lifting the team to two county, three regional and four area championships and four consecutive state tournament appearances ... Named First-Team All-State by the Alabama High School Volleyball Coaches Association during last three years in high school.

**PERSONAL:** Born Olivia Mullins Golden on Sept. 23, 1993, in Decatur, Ala. ... The daughter of Harry and Amy Golden ... Has one sister, Madeline ... Majoring in educational psychology ... Pregame ritual is to eat a chicken biscuit ... Favorite professional sports team is the Los Angeles Lakers.

### CAREER HIGHS

AB .....	2, at College of Charleston, 3/14/13
R .....	None
H .....	1, at College of Charleston, 3/14/13
RBI .....	None
2B .....	None
3B .....	None
HR .....	None
BB .....	None
SB .....	None

### GOLDEN'S CAREER STATISTICS

Year	AVG	GP-GS	AB	R	H	2B	3B	HR	RBI	TB	SLG%	BB	HBP	SO	OB%	SF	SH	SB-ATT	GW RBI	GW Runs
2013-Fr.	.500	3-0	2	0	1	0	0	0	0	1	.500	0	0	1	.500	0	0	0-0	0	0



@HailStateSB



# PLAYER BIOS

## #16 SAM LENAHA

Sr. • C/INF • 5-6 • R-R • 3L

Lawrenceville, Ga. (Collins Hill)

**CAREER:** A 2013 National Fastpitch Coaches Association All-South Region Second-Team selection who enters senior year in the top 10 in nearly every Mississippi State career offensive category ... Tied MSU single-season record with 51 walks in 2012 ... Caught a league-best 21 runners stealing as a freshman in 2011 ... Split time between third base and catcher in 2013 and will continue to do so, in addition to occasional duty at first base ... On program's career-record charts, enters 2013 fourth in home runs (20) and walks (101), sixth in game-winning runs batted in (17), tied for sixth in intentional walks (three), ninth in runs batted in (104) and tied for 10th in doubles (31) ... Eight home runs as a rookie in 2011 are tied for 10th in single-season program history ... A 2011 All-SEC Freshman Team selection and a two-time NFCA All-America Scholar-Athlete and SEC Academic Honor Roll member.

**2013:** Led all regular starters with a .324 batting average, 40 runs batted in, 35 runs scored, 51 walks, a .622 slugging percentage and .502 on-base percentage ... The 51 walks tied the MSU single-season record ... Starter for all 57 games, 39 at catcher, 14 at third base and four at first base ... In 14 starts at third base, batted .419 with an .806 slugging percentage and .609 on-base percentage ... Threw out 10 would-be base stealers ... Started all 24 games in Southeastern Conference action and led the squad with 13 runs scored ... Picked up a team fourth-best 16 hits and easily topped the Bulldogs with 21 walks in league games ... A power bat in non-conference contests, hitting .386 with a team-high 12 doubles, 22 runs scored, 32 batted in and 30 walks ... Led the team in road games with a .356 average, .644 slugging percentage and 15 runs batted in ... Hit .600 with the bases loaded (three-for-five) and reached base 54.0 percent of the time when leading off an inning ... Drove in eight runners from third base with less than two down out of 14 opportunities, good for a conversion rate of 57.1 percent ... Drove in a team-best 18 runs with two outs ... Led the squad with 14 multiple-hit contests and 11 multi-RBI games ... Reached base in 28-straight games (Feb. 16-April 3), the longest streak on the team ... Finished two-for-two in the season opener with a solo homer and a walk versus South Alabama (Feb. 7) ... Named to the Bulldog Battle All-Tournament Team (Feb. 16-17) after hitting a tournament-best .500 with four runs, four walks, three RBI, two homers, a double and a stolen base ... Belted a solo homer to right, walked and stole first base of the season in the Western Kentucky (Feb. 16) victory ... Collected a career-high-tying three hits, drove in two runs and hit a solo home run in the extra-inning victory versus Lipscomb (Feb. 17) ... Named to the Blues City Classic All-Tournament First Team (Feb. 23-24) after hitting at a .455 clip (five-for-11) with a .909 slugging percentage, collecting four RBI, two doubles, two walks, a home run and a run scored ... Collected three RBI, two hits, two runs and a home run in the D9 Citrus Classic opening win versus Hofstra (March 1) ... The same day, went two-for-two with three RBI and a walk in a victory against Maryland (March 1) ... Tied a career high with three walks in game two versus No. 12 LSU (March 9), helping snap MSU's 21-game losing streak against its SEC West rival ... Went one-for-three with a two-run homer and two walks in the series opener at No. 21 Kentucky (March 22) ... Tallied two hits, two runs and stole second base of the season in game two against Auburn (March 29) ... Hit a game-tying two-run home run with one out in the bottom of the seventh in the series finale against Auburn (March 30), helping MSU to a walk-off win ... Scored a run in the series finale win at No. 3 Florida (April 7), helping the Bulldogs to their second win over a top-three team in program history ... Registered the game-winning hit in the nationally televised win against Ole Miss (April 12) on ESPN2 in the series opener ... Tallied two singles and an RBI in the series finale at No. 4 Alabama (April 21) ... Singled in the series opener at No. 14 Texas A&M (May 3) ... Scored twice, walked and singled in a 6-2 win against the Aggies (May 4) ... Led off the game with a home run and walked twice in the regular-season finale at Houston (May 6).

**2012:** An NFCA All-South Region First team member after hitting .321 with 54 hits, 28 RBI, 26 runs, 21 walks, seven doubles and two home runs ... Started all 57 MSU games, with 44 starts at third base, 11 at catcher, one at first and one as the designated player ... Moved from catcher to third base Feb. 24 to help the team shore up its corner defense and played there for the majority of the remaining year ... Hit cleanup a team-high 43 games ... A 2012 NFCA All-America Scholar-Athlete as well as a 2012 SEC Spring Academic Honor Roll selection ... Tied for team lead with 16 multiple-hit games ... Scored the game-winning run seven times, the second most on the team ... 21 walks were the fifth most by a sophomore in school history ... Went two-for-four, scoring a run in a season-opening win against South Alabama (Feb. 9) ... Hit first home run of the season against Lipscomb (Feb. 10) ... Went two-for-three with a run, RBI and walk in a 9-6 win versus Memphis (Feb. 12) ... Tallied two hits to go along with a career-high-tying two runs and an RBI in a 5-3 victory against No. 20 Georgia Tech (Feb. 25) ... Opened the Bulldog Classic with a career-high-tying three hits, a career-best-tying two runs and two RBI in the win over Columbia (March 2) ... Named to the Bulldog Classic All-Tournament Team (March 2-4) ... Went two-for-four with a career-high-tying three RBI in the second game of the doubleheader versus No. 3 Florida (March 7) ... Notched a two-RBI single in the second game against No. 11 Tennessee (March 24) ... Came back one day later in the series finale versus the Lady Vols and went two-for-two with a double (March 25) ... Tallied a single, run and walk in the series opener

versus No. 2 Alabama (March 30) ... Finished a sweep at Ole Miss with a career-high-tying three hits, including a double (April 15) ... Hit a walk-off RBI single on national television to beat Kentucky in game two (April 21), finishing two-for-four with a stolen base ... Tallied three hits for the fifth time in career in the series finale against Auburn (May 6) ... Notched an RBI double and scored a run in the SEC Tournament opener against No. 3 Alabama (May 10) ... Drove in two runs on a double against BYU in the opening game of the NCAA Eugene Regional (May 17).

**2011:** Named to the 2011 All-SEC Freshman Team after hitting .285 with eight home runs and 36 RBIs in 55 games (54 starts) ... Led the SEC by throwing out 21 potential base stealers ... A 2011 NFCA All-America Scholar-Athlete ... Went one-for-two with a walk and RBI in the SEC Tournament opening-round game against Alabama (May 12) ... Hit .357 in first collegiate weekend, adding six RBI, five runs, two doubles and two home runs ... Homered and walked twice while going one-for-two and accounting for four runs against UNLV (Feb. 11) ... Went two-for-three with two RBI and two runs scored against No. 11 Washington (Feb. 12) ... Hit a pinch-hit, walk-off home run, the first pinch-hit homer by a Bulldog since 2005, to earn a spot on the Bulldog Round-Robin All-Tournament Team (Feb. 18-20) ... Collected a season-high two walks while garnering a hit against Southern Miss (Feb. 23) ... Tallied a .400 batting average during the Bulldog Classic (March 4-6) in helping MSU win the event ... Doubled in two runs and scored twice as MSU clinched a series sweep against South Carolina (March 9) ... Homered as part of a season-high three-hit and three-RBI effort in State's SEC/ACC Challenge-opening win against Florida State (March 12) ... Hit .667 with two doubles in a sweep of Arkansas (March 18-20) ... Went two-for-three in the series opener versus the Razorbacks, doubling and scoring once ... Hit a three-run home run, her fifth round-tripper of the season, in the series opener at Kentucky (March 25) ... Tallied three RBI on a career-best two triples in the second game against Alcorn State (March 29) ... Drove in the winning run against Ole Miss in game two of the series (April 2) ... Homered and scored twice in the series-clinching win against the Rebels (April 3) ... Notched a double, drew two walks and scored twice in a series-opening upset of No. 22 Auburn (April 8) ... Hit seventh home run of the year in game two at No. 3 Alabama (April 16) ... Collected a pair of hits and drew five walks in three games against No. 21 LSU (April 29-May 1) ... Returned to home state and hit a second-inning home run to give Mississippi State a lead it would not relinquish en route to an 8-6, series-opening upset of No. 7 Georgia (May 6).

**PRE-COLLEGE:** Invited to the United States Junior National Team tryouts in Chula Vista, Calif. ... Enjoyed a stellar career and earned three letters behind the plate for Billy Dooley and Collins Hill High School ... Helped the Eagles battle through the losers' bracket to win the Georgia 5A State Championship ... Hit a bases-clearing triple that ignited a four-run rally in the bottom of the sixth inning of the championship game ... Played an integral part in top-ranked Collins Hill going 35-4 and winning the program's first Region 7-5A championship in five years ... Selected First-Team All-State and the 5A Defensive Player of the Year following senior season ... Tabbed the Region 7-5A Player of the Year, Georgia Dugout Club (GDC) 5A Player of the Year, GDC All-Star and member of the 2009 *Gwinnett Daily Post* Super 6 ... As a senior, hit .340 with 27 RBI and 25 runs while helping 2009 Eagles to Gwinnett County Team of the Year honors ... Catcher for CHHS' 2007 squad that finished 20-13-1 and advanced to the sectional tournament ... Played travel softball alongside fellow Bulldog Heidi Shape for the Georgia Elite ... Helped the 2010 Elite to a ninth-place showing at the prestigious ASA Gold National Tournament and a 13th-place finish at the 2009 ASA Gold Nationals in Oklahoma City ... The 2009 Georgia Elite finished with a No. 9 ranking by *Rivals.com* ... Selected as an adidas Futures Top 100 Participant in 2008.

**PERSONAL:** Born Samantha Nicole Lenahan on Jan. 17, 1992, in Shawnee Mission, Kan. ... Daughter of Tom and Elizabeth Lenahan ... Has two brothers, Bryce and Ian ... Majoring in mathematics ... Hopes to one day visit the Philippines to see where her mother grew up.

## CAREER HIGHS

AB	.....	6 vs. LSU, 3/8/13
R	.....	2, 20 times, last at Texas A&M, 5/4/13
H	.....	3, six times, last vs. Lipscomb, 2/17/13
RBI	.....	3, nine times, last at College of Charleston, 3/14/13
2B	.....	1, 31 times, last at Samford, 4/16/13
3B	.....	2 vs. Alcorn State, 3/29/11
HR	.....	1, 20 times, last at Houston, 5/6/13
BB	.....	3, four times, last vs. LSU, 3/9/13
SB	.....	1, 12 times, last at Samford, 4/16/13

## LENAHAN'S CAREER STATISTICS

Year	AVG	GP-GS	AB	R	H	2B	3B	HR	RBI	TB	SLG%	BB	HBP	SO	OB%	SF	SH	SB-ATT	GW RBI	GW Runs
2013-Jr.	.324	57-57	148	35	48	12	1	10	40	92	.622	51	3	42	.502	1	0	3-3	7	3
2012-Sr.	.321	57-57	168	26	54	7	0	2	28	67	.399	21	7	39	.418	0	3	4-4	5	7
2011-Fr.	.285	55-54	144	25	41	12	2	8	36	81	.563	29	2	38	.409	1	2	5-5	5	0
TOTALS	.311	169-168	460	86	143	31	3	20	104	240	.522	101	12	119	.445	2	5	12-12	17	10

# PLAYER BIOS

## #10 LORYN NICHOLS

So. • OF • 5-4 • L-R • 1L

Murrieta, Calif. (Murrieta Valley)



**CAREER:** Expected to be a key component in the Bulldogs' outfield as well as on the base paths this spring ... Versatile fielder who can play any outfield position ... Can be a spark at the top of the lineup, or a key component in turning the lineup over from the No. 9 spot.

**2013:** Started 43 games in the outfield (25 center field, 18 right field) and appeared in 52 as a true freshman ... Made an immediate impact on the base paths, stealing a team-best 23 bases in 25 attempts ... In the original lineup for 23 of 24 Southeastern Conference contests and registered a squad-high 10 steals ... Batted .321 in non-conference games and was 14-of-15 in stolen bases ... Led the team with a .302 batting average during home contests and scored a team third-best nine runs during such games ... Reached base 45.8 percent of the time when leading off an inning (11-for-24) ... Successfully advanced base runners 41.8 percent of the time (23-for-55) ... Recorded five two-hit games and one two-RBI contest ... Hit most often in the ninth spot of the order, registering 33 starts there ... Made collegiate debut as a pinch runner, stealing a base and scoring a run in win versus Troy (Feb. 8) ... Nabbed first career start in run-rule win against Tennessee State (Feb. 9), going one-for-two with a walk, stolen base and a run ... Entered versus Fordham (March 2) as a pinch-hitter with a 1-2 count, and singled, stole two bases and scored ... Started the next day in a win against Syracuse (March 3), going one-for-three with a run to wrap up the D9 Citrus Classic sweep ... Earned the start in right field for her first-ever SEC game against No. 12 LSU (March 8) ... Collected a career-high two hits with first career RBI, a career-best-tying two stolen bases and a run scored in the opening game of a doubleheader run-rule sweep at College of Charleston (March 14) ... Came back in game two of the sweep against the Cougars to score a career-high two runs ... Doubled and scored the game-tying run in the UAB win (April 3) in Ridgeland, Miss. ... Drew a walk and stole a base in the series opener at No. 3 Florida (April 5) ... Went two-for-three with a run and the game-winning RBI against the Gators in the series finale (April 7), helping MSU record its second win over a top-three team in program history ... Stole a base in the series-opening win at No. 4 Alabama (April 19), helping snap the Crimson Tide's 27-game winning streak against the Bulldogs ... Delivered a clutch two-out, two-RBI single to help erase a five-run deficit on national television in the series finale against the Crimson Tide (April 21) ... Went one-for-three with a stolen base in the 6-2 win at No. 14 Texas A&M (May 4).

**PRE-COLLEGE:** Attended Murrieta Valley High School in Murrieta, Calif., under the direction of head coach David Munn ... Did not play softball as a senior due to transfer rules ... Ran track instead, setting the school record for both the 100-meter dash (11.73) and the 200-meter race (24.70) ... The Division II Southern Section Champion for the 100M ... Named Most Valuable Athlete at her school ... Received Most Outstanding Sprinter Award as a senior ... During sophomore and junior campaigns at Calvary Chapel Christian School under head coach Celeste Ducharme, broke the school records for batting average (.551), stolen bases (32) and runs (39) in a season ... Led squad to a 12-2 record as a junior, hitting .494 with 44 hits, 34 runs, 16 RBI, one home run, 32 stolen bases and a .563 on-base percentage ... Helped team to an 8-0 record her sophomore campaign, hitting .551 with 43 hits, 39 runs, eight RBI, 31 stolen bases and an on-base percentage of .598 ... Notched 79 putouts and 12 assists as a center fielder her junior season ... Named First Team All-League following sophomore and junior years, along with being named Offensive Player of the Year ... Selected to the Diamond Classic All-Tournament Team as a junior ... Received the All-American National Christian School Athletic Association Award her junior year ... With travel ball team, the Orange County Batbusters, finished second in the 2011 Independence Tournament in Colorado and fifth in the 2011 Premier Tournament in Huntington Beach, Calif.

**PERSONAL:** Born Loryn Kaitlin Nichols on May 9, 1994, in Pasadena, Calif. ... Daughter of Noah and Tracie Nichols ... Plans to major in human sciences.

### CAREER HIGHS

AB .....	5 vs. LSU, 3/8/13
R .....	2 at College of Charleston, 3/14/13
H .....	2, five times, last vs. Miss. Valley St., 4/24/13
RBI .....	2 at Alabama, 4/21/13
2B .....	1, two times, last vs. UAB, 4/3/13
3B .....	None
HR .....	None
BB .....	2 vs. Memphis, 3/6/13
SB .....	2, three times, last vs. Auburn, 3/29/13

### NICHOLS' CAREER STATISTICS

Year	AVG	GP-GS	AB	R	H	2B	3B	HR	RBI	TB	SLG%	BB	HBP	SO	OB%	SF	SH	SB-ATT	GW RBI	GW Runs
2013-Fr.	.250	52-43	116	24	29	2	0	0	4	31	.267	9	1	37	.310	0	1	23-25	1	4





@HailStateSB



# PLAYER BIOS

## #26 JESSICA OFFUTT

Sr. • OF • 5-5 • L-R • 3L

Madison, Ala. (Bob Jones)

**CAREER:** One of the most successful base stealers in school history, ranking seventh in stolen-base percentage (.86.0/43-for-50) and is six steals shy of entering the program's top-10 chart in all-time swipes ... The only player in MSU history to steal her first 20 bases ... Made impressive strides at the plate in the last three seasons, including first year as a .300 hitter with a .308 average in 2013 ... A two-time NFCA All-America Scholar-Athlete and SEC Academic Honor Roll member.

**2013:** Played in all 57 games and started 55, 32 in center field and 23 in left ... Finished third among regular starters with a .308 batting average and led the squad during Southeastern Conference games with a .292 mark ... Contributed a Bulldog second-best 49 hits while placing second on the squad in stolen bases with 21 and tying for third in runs scored with 27 ... Scored a team third-best 10 runs during league games and tied for the top spot with 21 hits ... Went eight-of-10 in stolen bases against SEC foes ... Hit .322 in non-conference contests with 17 runs scored and 12 RBI with a .402 slugging percentage ... Finished second among regular starters with a .300 batting average and 18 hits during home contests ... A force at the plate during road games with a .333 average, a team-high 22 hits and 14 runs scored ... Hit .274 against NCAA Tournament participants with a MSU-high 26 hits while also contributing six runs batted in ... Paced the Bulldogs with a .281 batting average, 16 hits and eight runs scored versus top-25 opponents ... Also had an 80-percent success rate stealing bases against ranked clubs ... Drove in five runners from third base with less than two outs in eight opportunities, a conversion rate of 62.5 percent, the second-best mark on the team ... Was successful advancing base runners 47.1 percent of the time and added seven two-out RBI ... Turned in a team second-best 12 multiple-hit games and added four two-RBI contests ... Had the second-longest hitting streak on the squad with 10 games and reached base in 20-straight games, also the second best by an MSU player ... Named to the Bulldog Kickoff Classic All-Tournament Team (Feb. 7-9) ... Finished a run-rule win over Tennessee State (Feb. 9) with two RBI, two runs scored and a stolen base ... Hit first career home run at No. 15 Louisiana (Feb. 13) ... Was a perfect two-for-two with a run scored against Fordham (March 2) ... Singled in the SEC opener vs. No. 12 LSU (March 8) ... Tallied two hits in the series finale against the nationally ranked Tigers (March 10) ... Recorded a career-high tying three hits and two runs to go along with an RBI and a stolen base in the second game of the doubleheader sweep at the College of Charleston (March 14) ... Finished the series against No. 3 Florida (April 7) with a single and run, helping MSU record its second win over a top-three team in program history ... Tallied two hits, a walk, RBI and run scored in the nationally televised win against Ole Miss (April 12) on ESPN in the series opener ... Came back the next day and totaled two runs, an RBI single and a stolen base versus the Rebels (April 13) ... Finished the three-game sweep against the in-state rival two-for-three with two stolen bases, a walk and a run in the series finale (April 14) ... Registered career highs in runs (three) and stolen bases (three) in the run-rule win at Samford (April 16) ... Went two-for-three with two RBI and a walk in the series-opening win at No. 4 Alabama, helping snap the Crimson Tide's 27-game winning streak against the Bulldogs (April 19) ... Singled twice and stole a base in the series opener at No. 14 Texas A&M (April 3).

**2012:** One of two Bulldogs (Heidi Shape) to start all 57 games at her position (center field) ... Led the team in steals (17) and tied for the team lead in triples (three) ... Improved batting average by more than 100 points, hitting .268 with 42 hits in 157 at-bats, up from four hits in 26 at-bats in 2011 ... Scored 22 runs while tallying 14 RBI, nine walks and two doubles ... Drove in the game-winning run twice and also scored two game-winning runs ... A 2012 NFCA All-America Scholar-Athlete as well as a 2012 SEC Spring Academic Honor Roll selection ... Against Jacksonville State (Feb. 11), tied career high with three hits while scoring two runs, stealing two bases and knocking in two ... Went one-for-three with a two-RBI single against Memphis (Feb. 12) to close the Mardi Gras Invitational ... Turned in a one-for-two outing against No. 17 Louisiana (Feb. 24) ... Cranked a two-RBI double to the wall in right during victory at Jackson State (Feb. 29) ... Went two-for-three with a run scored and a stolen base in win versus Eastern Illinois (March 3) ... Had a stellar day in the home win against Samford (March 4) with three hits, a double and a triple ... Was named to the Bulldog Classic All-Tournament Team (March 2-4) ... Went one-for-three with an RBI and two stolen bases in the series-opening win versus No. 7 Georgia (March 9) ... Led all Bulldogs with two hits in the series finale against UGA (March 11) ... Recorded an RBI single in the series opener at LSU (March 16) ... Extended career-long hitting streak to seven games with a single against the Tigers in Baton Rouge in the second game of the series (March 17) ... Drew a walk and stole a base in the series opener against No. 11

Tennessee (March 23) ... Tallied a career-high-tying three hits, stole a base and scored once in the opening game of a three-game series at Arkansas (April 6) ... Scored a run in the series-opening win at rival Ole Miss (April 13) ... Finished the series sweep against the Rebels with two runs, a single and a stolen base in game three (April 15) ... Earned a career-high two walks and scored two runs in the run-rule win versus Memphis (April 24) ... Knocked in a career-high three runs with a game-winning, bases-clearing triple in game one versus Tennessee Tech (April 28) ... Registered a hit in the first round of the SEC Tournament against No. 3 Alabama (May 10) ... Collected two hits and scored a run in NCAA Tournament opening round game against BYU (May 17) ... Recorded a hit in second game of the NCAA Tournament against Portland State (May 18).

**2011:** Appeared in 35 games with three starts ... Recorded 17 runs, four hits, three walks, two runs batted in and a double ... Went five-for-five in stolen-base attempts ... Named a 2011 NFCA All-America Scholar-Athlete ... Scored a run against UNLV (Feb. 11) and No. 11 Washington (Feb. 12) ... Scored a run in Bulldog Round-Robin win against Southern Illinois (Feb. 19) ... Crossed home and stole the first two bases of career against Mercer (Feb. 25) ... Scored three runs as a pinch-runner at the SEC/ACC Challenge in Tuscaloosa, Ala. (March 11-13) ... Tallied first hit of career in game one against Alcorn State (March 29) ... Drove in the first two career runs on first Bulldog double during series finale against No. 22 Auburn (April 10) ... Made first career start at Mississippi Valley State (April 12), collecting a hit and scoring the tying run ... Drew two starts against No. 3 Alabama (April 16-17), going one-for-two and scoring a run in the second game.

**PRE-COLLEGE:** A standout outfielder for Kent Chambers' Bob Jones High School squad ... Named an NFCA Third Team All-American following a senior season that saw Bob Jones go 51-17-2 and finish third in the Alabama 6A State Tournament ... An Alabama High School Athletic Association 6A All-Tournament Team selection as a senior ... Earned a second-straight First-Team All-State award in 2010 after hitting .485 with four home runs, 24 RBI, 65 runs and 51 stolen bases ... Collected a second Huntsville Times All-Elite First-Team selection and third NFCA First-Team All-South Region honor to close prep career ... Selected to play in the Alabama North/South All-Star Game after junior and senior seasons ... Named First-Team All-State in 2009 after hitting a school-record .526 and scoring 70 times, helping team advance to the North Region tournament ... Earned NFCA All-South Region and All-Elite First-Team honors as a junior ... Claimed the Patriots' Silver Slugger Award, Outfield Golden Glove Award and the 100% Award in 2009 ... A Super All-Metro and All-State Honorable Mention honoree after hitting .434 and scoring 40 runs for the Patriots' 2008 squad that went 34-14 ... Twice named Bob Jones' Wendy's High School Heisman Award winner (2009 and 2010) ... An NFCA All-America Scholar-Athlete ... Took first in the region and second in the state in the Science Olympiad's electric car category ... Selected to play on an international squad in the Czech Republic, Austria and Germany ... Played travel softball in 2009 and 2010 for the Alabama Crusaders ... Helped the Crusaders to a 25th-place tie at ASA Gold Nationals in 2010 after the team tied for 17th a year earlier ... Won the 2010 Region 5 qualifier in Boca Raton, Fla., with the Crusaders.

**PERSONAL:** Born Jessica Kathleen Offutt on Feb. 27, 1992, in Huntsville, Ala. ... Daughter of Monty and Kathy Offutt ... Has two older sisters, Gini and Sarah ... Sarah played softball at Louisiana Tech ... Majoring in mechanical engineering ... A big fan of "Lord of the Rings" ... Interned the last two summers at Boeing, the world's largest aerospace company and leading manufacturer of commercial jetliners ... There, she designed frames for the commercial 787-9 and drawings for the KC-46A tanker and conducted stress analysis on a commercial spacecraft.

### CAREER HIGHS

AB	5, two times, last at Kentucky, 3/22/13
R	3 at Samford, 4/16/13
H	3, four times, last at College of Charleston, 3/14/13
RBI	3 vs. Tennessee Tech, 4/28/12
2B	1, eight times, last vs. South Carolina, 4/26/13
3B	1, four times, last vs. Troy, 2/8/13
HR	1 at Louisiana, 2/13/13
BB	2 vs. Memphis, 4/24/12
SB	3 at Samford, 4/16/13

### OFFUTT'S CAREER STATISTICS

Year	AVG	GP-GS	AB	R	H	2B	3B	HR	RBI	TB	SLG%	BB	HBP	SO	OB%	SF	SH	SB-ATT	GW RBI	GW Runs
2013-Jr.	.308	57-55	159	27	49	5	1	1	17	59	.371	13	2	25	.368	0	0	21-28	1	6
2012-So.	.268	57-57	157	22	42	2	3	0	14	50	.318	9	1	23	.310	1	4	17-17	2	2
2011-Fr.	.154	35-3	26	17	4	1	0	0	2	5	.192	3	1	5	.267	0	0	5-5	0	0
<b>TOTALS</b>	<b>.278</b>	<b>149-115</b>	<b>342</b>	<b>66</b>	<b>95</b>	<b>7</b>	<b>4</b>	<b>1</b>	<b>33</b>	<b>114</b>	<b>.333</b>	<b>25</b>	<b>4</b>	<b>53</b>	<b>.333</b>	<b>1</b>	<b>4</b>	<b>43-50</b>	<b>3</b>	<b>8</b>

# PLAYER BIOS

## #4 ALISON OWEN

RSr. • RHP • 5-7 • R-R • 1L  
Newnan, Ga. (University of Georgia)



**CAREER:** The only player on the 2013 roster with Women's College World Series experience, pitching four games in the 2010 WCWS ... A redshirt senior who debuted for the Bulldogs in 2013 after sitting out the 2012 campaign due to Southeastern Conference transfer rules ... A tireless worker who is expected to anchor the staff again this spring ... Also expected to fill key leadership roles within this year's squad.

**2013:** Led the pitching staff in nearly every category, including earned-run average (1.97), victories (17), complete games (18), shutouts (five), saves (five) and strikeouts (250) ... Established Mississippi State single-season records in strikeouts and strikeouts per seven innings (8.83) while ranking sixth in shutouts and saves and tied for 10th in victories ... Set the program single-game marks for strikeouts with 16 against SIU-Edwardsville (Feb. 24) and now owns the top three single-game totals in MSU history ... Posted an 11.4 strikeout to walk ratio during the season, allowing just 22 walks to the 250 whiffs ... Registered a 0.79 ERA and 13-4 record in non-conference contests, striking out 143 in 98.0 innings pitched ... Held non-league foes to a .120 batting average and tossed five shutouts and 10 complete games ... Against SEC competition, went 4-9 with a trio of saves and a 3.13 ERA and 107 whiffs in 100.2 innings ... Limited opponents to a .226 average ... Twirled eight complete games in 12 starts ... Dominant in neutral-site games, going 7-1 with a 0.44 ERA and 80 strikeouts in 48.0 innings ... Recorded three shutouts, seven complete games and held foes to a .111 batting average during neutral-site contests ... In Starkville, went 6-5 with a 1.98 ERA, .176 batting average against and 103 strikeouts in 84.2 frames ... Held NCAA Tournament participants to a .196 batting average and posted a 2.48 ERA with 134 strikeouts compared with just 14 walks allowed ... Limited right-handed batters to a .143 batting average and held foes to a .212 mark with runners on base ... Made Bulldog debut versus South Alabama (Feb. 7), setting the school record for strikeouts in a season opener with nine ... Earned seventh career save with 1.1 hitless innings to close out Troy victory at the Bulldog Kickoff Classic (Feb. 8) ... Picked up first win at MSU versus Georgia State (Feb. 9), giving up one hit and striking out five in four shutout innings ... Named MVP of the Bulldog Battle (Feb. 7-9) after going 2-0 with a 0.50 ERA, 17 strikeouts, no walks and a .065 opponent batting average in three appearances ... Pitched MSU's first complete-game one-hit shutout in more than three seasons against Western Kentucky (Feb. 16), retiring the final 19 batters after giving up a single with two outs in the first ... Against Lipscomb (Feb. 17), tied the then-school record with 14 strikeouts and combined with Stephanie Becker (seven strikeouts) to finish one strikeout shy of the then-SEC single-game record of 22 whiffs ... Picked up first-career SEC weekly honor Feb. 25, being named the league's Co-Pitcher of the Week ... Named to the Blues City Classic All-Tournament First Team (Feb. 23-24) after going 2-0 with two complete-game shutouts, 31 whiffs, one walk and a .067 opponent batting average ... Set the then-school record with 15 strikeouts in a complete-game, two-hit blanking of Wichita State (Feb. 23) ... Came back a day later versus SIU-Edwardsville (Feb. 24) to break own school record with a 16-strikeout performance ... Started the game by breaking the school record for consecutive whiffs, fanning the entire Cougars' lineup consecutively ... Named SEC Pitcher of the Week for the second-straight week on March 4 after going 3-0 with a 0.38 ERA at the D9 Citrus Classic (March 1-3) ... Also named *College Sports Madness'* National Pitcher of the Week on March 5, becoming the third player in school history to earn a national weekly honor ... Tossed the 14th no-hitter in school history, and the first of her career, against Fordham (March 2) ... Threw third-consecutive complete-game victory in as many days against Syracuse (March 3), striking out 10 ... Started one of the SEC's classic pitching duels, striking out 10 and walking none in a career-high 14 innings in a complete game loss versus No. 12 LSU (March 8) in the league opener ... Came back the next day (March 9) and retired the Tigers' in order in the top of the seventh, earning the save and snapping LSU's 21-game winning streak against the Bulldogs ... Threw a complete-game, one-hit shutout in the five-inning run-rule victory in game one of the College of Charleston sweep (March 14) ... In the series against Auburn, struck out 26 batters and picked up the complete-game victory in the finale ... Struck out seven of eight batters faced in relief to pick up the win against UAB (April 3) ... Became the fourth pitcher in 2013 to defeat No. 3 Florida (April 7), doing so on the road with 5.0 innings of one-run ball ... Tossed a complete-game two-hitter in the nationally televised win against Ole Miss (April 12) ... Picked up fourth save of the year with 2.0 innings in game two of the three-game sweep against the Rebels (April 13) ... Earned SEC-leading fifth save of the year with 2.0 shutout innings of relief in the series-opening win at No. 4 Alabama (April 19), helping snap the Crimson Tide's 27-game winning streak against the Bulldogs ... Defeated No. 14 Texas A&M on the road in the second game of the series (May 4), striking out six in the complete-game effort.

**2012:** In first year in Starkville, sat out the season due to SEC transfer rules ... Provided top-notch batting practice inside the circle.

**2011 (AT GEORGIA):** Appeared in 38 games (13 starts) with a 15-5 record, three saves, a 1.93 ERA and 159 strikeouts ... Threw 5.0 scoreless innings at No. 25 Auburn (April 29) for a win in the series opener ... Tossed a scoreless seventh versus East Carolina (Feb. 12) to earn a save ... Pitched a five-inning, complete-game shutout with four hits and six whiffs against Buffalo (Feb. 18) ... Went 3-0 with a 0.64 ERA and 17 strikeouts in the Cathedral City Classic (Feb. 24-26) ... Went 2-0 in the Bulldog Invitational (March 4-6) with a complete-game three-hitter versus Campbell as well as 4.2 innings of one-hit relief against Chattanooga ... Earned a save with 2.0 innings of work in game one and then pitched a complete-game shutout for a win in the doubleheader sweep at South Carolina (March 16) ... Tallied a win against USC Upstate (March 23) with five strikeouts in four innings, including 43-of-49 pitches for strikes (first 22 pitches of game) ... Recorded season's third save with 2.0 scoreless innings versus No. 18 Kentucky (April 9) ... Earned the win at No. 22 Georgia Tech (April 13) with 6.1 innings of relief ... Notched a win with 4.0 innings of relief against Georgia Southern (April 20).

**2010 (AT GEORGIA):** Appeared in 32 games (five starts) with a 13-2 record and three saves to go along with a 2.58 ERA with 88 whiffs ... Made four appearances in the Women's College World Series, including a save against No. 1 Washington (June 3) ... Made collegiate debut and struck out the first four batters faced in 2.0 innings of work versus Bowling Green (Feb. 19) ... Tossed 2.0 innings in relief with four strikeouts versus Western Carolina (Feb. 20) ... Worked the final frame of a five-inning no-hitter against Belmont (March 5) ... Tossed 5.2 innings of relief with five strikeouts against Elon for her first win (March 6) ... Made two relief appearances at No. 17 Tennessee (March 20-21), going 2-0 in 8.2 innings with five strikeouts in each appearance ... Tossed the final 2.2 innings in series finale at Kentucky (March 28), surrendering just one hit and fanning four for the win ... Made three appearances against Arkansas (April 2-3) without allowing a hit and combined on a one-hitter in game three by earning first save of career with 2.0 innings of relief ... Pitched two relief innings at No. 6 Georgia Tech (April 7) for the win ... Went 2-0 with a 0.62 ERA and seven strikeouts in three appearances at Ole Miss (April 10-11) ... Notched second save in opener against South Carolina (April 24) ... Made first career start in game three at No. 12 LSU (April 30) and pitched a complete game for the win, allowing two unearned runs on six hits with three strikeouts ... Won two starts at No. 12 Texas, including a complete-game shutout in game one (May 9-10) ... Named to fall 2009 Athletic Director's Honor Roll.

**PRE-COLLEGE:** Four-year letterwinner at East Coweta High School in Sharpsburg, Ga., helping ECHS to four-consecutive Georgia High School Association Class 5A Elite Eight appearances, three region titles and a runner-up finish in the 2008 state finals ... Led the Indians in 2008 with a 12-6-1 record and 0.65 ERA en route to the team's Pitcher of the Year Award, while also leading the team in home runs ... Three-time All-County selection including a first-team nod in 2008 ... Played in North/South All-Star Game ... Named ECHS softball Scholar Athlete for 2007 and 2008 ... Played travel softball five years for the Georgia Impact Organization, helping team to ASA "A" National finishes of 25th in 2007 and 33rd in 2008 ... Played on the Bullets in 2009 ... As a member of Extreme Mavericks in 2007, helped squad place fourth at the Fireworks 18U Tournament and to a 6-0 record in the Ronald McDonald Tournament ... Member of the Fellowship of Christian Athletes.

**PERSONAL:** Born Alison Nicole Owen on Jan. 28, 1991, in Riverdale, Ga. ... Daughter of Al and Donna Owen ... Has one sister, Erin ... Majoring in human sciences ... Owns a hedgehog named Carol, the unofficial alternative mascot of the 2014 Mississippi State softball team.

## CAREER HIGHS

Innings Pitched .....	14.0 vs. LSU, 3/8/13
Strikeouts .....	16 vs. SIU-Edwardsville, 2/24/13
Hits .....	10 vs. Auburn, 3/29/13
Runs .....	8 vs. LSU, 3/10/13
Earned Runs .....	8 vs. LSU, 3/10/13
Walks .....	4 at Mississippi State, 4/13/10

## OWEN'S CAREER STATISTICS

Year	ERA	W-L	APP	GS	CG	SHO	SV	IP	H	R	ER	BB	SO	2B	3B	HR	AB	B/AVG	WP	HBP
2013-RJr.	1.97	17-13	42	26	18	5/0	5	198.2	124	67	56	22	250	19	1	26	704	.176	5	17
2011-So.	1.93	15-5	38	13	5	3/3	3	123.1	88	41	34	23	159	10	1	19	451	.195	2	9
2010-Fr.	2.58	13-2	32	5	2	1/5	3	95.0	79	38	35	32	88	5	3	11	347	.228	4	12
<b>TOTALS</b>	<b>2.10</b>	<b>45-20</b>	<b>112</b>	<b>44</b>	<b>25</b>	<b>9/8</b>	<b>11</b>	<b>417.0</b>	<b>291</b>	<b>146</b>	<b>125</b>	<b>77</b>	<b>497</b>	<b>34</b>	<b>5</b>	<b>56</b>	<b>1,502</b>	<b>.194</b>	<b>11</b>	<b>38</b>



@HailStateSB



# PLAYER BIOS

## #20 ASHLEY PHILLIPS

Jr. • OF • 5-6 • R-R • 2L

Water Valley, Miss. (Water Valley)

**CAREER:** One of three Mississippi-born players on the roster ... Expected to contribute heavily and become an impact performer for the Bulldogs this season ... Named to the All-SEC Freshman team in 2012 ... The seventh player in school history with two triples in a game.

**2013:** Played in 42 of the team's 57 games, starting 19 (14 in right field, five as the designated player) ... Finished second on the team with 23 appearances as a substitute and fifth on the squad with 12 stolen bases ... Contributed 12 hits, 11 runs scored and three batted in ... Within Southeastern Conference action, played in 14 games and made two starts ... Posted a .250 batting average (eight-for-32) during home games with five runs scored and three RBI ... Hit .333 (one-for-three) with the bases loaded ... Was successful advancing runners 45.8 percent of the time ... Had a pair of two-hit games and one two-RBI contest ... In 14 starts as the right fielder, team went 11-3 (.786 winning percentage) ... Squad had an identical 11-3 record when leading off ... Reached base safely in the first 11 games of the campaign ... Named MVP of the Bulldog Kickoff Classic after earning All-Tournament Team honors ... Started in right field in the season opener versus South Alabama (Feb. 7), going one-for-three with a stolen base ... Finished one-for-three with a run and a career-high three stolen bases in the 5-2 victory over Troy (Feb. 8) ... Tied a season high with two hits and scored a run in a shutout victory against Wichita State (Feb. 23) ... Drew a first-inning walk and scored the only run of the game in the 1-0 win vs. SIU-Edwardsville (Feb. 24) ... Scored the game-winning walk-off run as a pinch runner in the bottom of the seventh in the series finale versus Auburn (March 30) ... Recorded a stolen base as a pinch runner in the second game of the three-game series at No. 4 Alabama (April 20) ... Scored a run as a pinch runner in the regular-season finale at Houston (May 6).

**2012:** A member of the All-SEC Freshman team after playing in 43 games, including seven starts in right field ... Hit .217 with two singles, two triples and a double ... Saw plenty of time on the base paths as a pinch runner, going nine-for-11 in stolen base attempts and scoring 15 runs ... Also drew five walks and was hit by a pitch three times ... Recorded two putouts in right field ... Scored one run and stole two bases in college debut against South Alabama (Feb. 9) ... Scored a run as a pinch runner at Samford (Feb. 14) and against No. 20 Georgia Tech (Feb. 25) ... Crossed home once as a pinch runner in the first win versus Columbia at the Bulldog Classic (March 2) ... Made first career start against Louisiana Tech (March 2), stealing two bases ... During the second win versus Columbia at the Bulldog Classic (March 3), went a career-best three-for-four with two runs, two triples and a double ... Became the seventh player in school history to notch two triples in a game and the first Bulldog freshman to do so since Keri McCallum in 1997 ... Drew a full-count walk as a pinch hitter with two outs in the bottom of the seventh in the second game against No. 7 Georgia (March 10) ... Started in right field in the second game of the doubleheader sweep at South Carolina (March 13), scoring a run following second-career walk ... Swiped second base as a pinch runner against No. 11 Tennessee in the series finale (March 25) ... Stole ninth base of the season in the series opener versus No. 2 Alabama (March 30) ... Crossed home twice in a three-game series at in-state rival Ole Miss (April 13-15), including the game-winning run in the series opener ... Earned seventh career start in the road win at Southern Miss (April 25), getting hit by a pitch for the second-consecutive game ... Made an appearance in both of MSU's NCAA Tournament games as a pinch-runner (May 17-18).

**PRE-COLLEGE:** A speedy, powerful outfielder who topped Kendra Bensch's Water Valley High School squad in stolen bases as a senior while ranking among the team leaders in batting average, on-base percentage and slugging percentage ... Hit .563 as a junior

and was a perfect 27-of-27 in stolen bases while tallying six home runs and contributing 55 runs batted in ... Selected the *Oxford Eagle* Player of the Year in 2009 and was tabbed to the publication's all-area team every year since seventh grade ... Water Valley's MVP her final three years ... Batted .653 with four home runs, 24 stolen bases and 59 RBI as a sophomore ... Tallied a .697 batting average with 53 runs batted in and 18 stolen bases during freshman year ... Played with former Bulldog teammate Swayze Hollenhead on the Germantown Red Devils travel team ... Helped the Red Devils to the 2008 NSA National Championship in Beaumont, Texas ... Drove in 35 runs for the Red Devils during final summer with the program ... Also excelled in volleyball and basketball at Water Valley, pacing the WVHS volleyball team in attacks and kills as a senior ... Named area player of the year, all-division and team MVP for the Lady Blue Devil hoops squad.

**PERSONAL:** Born Ashley Ka'trice Phillips on Jan. 12, 1993, in Grenada, Miss. ... Daughter of Rodney and Darlene Phillips ... Has two siblings, Antonio and Aulton ... Majoring in kinesiology ... Was born with 12 fingers ... Favorite movie is "Love & Basketball" ... Favorite athlete is Kobe Bryant.

### CAREER HIGHS

AB	.....4, six times, last vs. Hofstra, 3/1/13
R	.....2, twice, last vs. Columbia, 3/3/12
H	.....3 vs. Columbia, 3/3/12
RBI	.....2 vs. Georgia State, 2/9/13
2B	.....1, three times, last vs. Georgia State, 2/9/13
3B	.....2 vs. Columbia, 3/3/12
HR	.....None
BB	.....1, 12 times, last vs. LSU, 3/10/13
SB	.....3 vs. Troy, 2/8/13

### PHILLIPS' CAREER STATISTICS

Year	AVG	GP-GS	AB	R	H	2B	3B	HR	RBI	TB	SLG%	BB	HBP	SO	OB%	SF	SH	SB-ATT	GW RBI	GW Runs
2013-So.	.182	42-19	66	11	12	2	0	0	3	14	.212	7	2	21	.280	0	1	12-13	0	3
2012-Fr.	.217	43-7	23	15	5	1	2	0	0	10	.435	5	3	4	.419	0	0	9-11	0	1
<b>TOTALS</b>	<b>.191</b>	<b>85-26</b>	<b>89</b>	<b>26</b>	<b>17</b>	<b>3</b>	<b>2</b>	<b>0</b>	<b>3</b>	<b>24</b>	<b>.270</b>	<b>12</b>	<b>5</b>	<b>25</b>	<b>.321</b>	<b>0</b>	<b>1</b>	<b>21-24</b>	<b>0</b>	<b>4</b>



# PLAYER BIOS

## #1 JACEY PUNCHES

So. • P • 5-4 • R-R • 1L

Round Rock, Texas (Stony Point)



**CAREER:** Turned in a strong fall season and has made great strides since arriving on campus in the fall of 2012 ... Will be counted on to contribute to the pitching staff this spring ... A bubbly personality and vital dugout presence.

**2013:** Appeared in 12 games for the Maroon and White, starting one and tossing a complete game ... Went 3-0 with a save while throwing 21.2 innings and posting a 3.55 earned-run average ... Appeared four times during Southeastern Conference contests and tossed 4.2 frames ... In non-league play, went 3-0 with one save and a 0.82 ERA ... Allowed just two earned runs and fanned 21 in 17.0 non-conference frames ... Dominant at home, going 2-0 with a save and a 0.47 ERA ... Surrendered just one earned run in 15.0 innings in Starkville ... Held right-handed batters to a .200 average (12-for-60) and opponents to a .225 average (nine-for-40) with runners on base ... Picked up the win with three strikeouts in 2.0 hitless innings of relief in the run-rule victory against Tennessee State (Feb. 9) at the Bulldog Kickoff Classic ... Recorded first career save with 3.0 innings of two-hit ball against Murray State (Feb. 17), striking out four ... Picked up second victory with four strikeouts and no walks in the second game of the run-rule doubleheader sweep at College of Charleston (March 14) ... Tossed a complete-game one-hit shutout versus Jackson State (April 2) at home in first career start, tallying a career-high eight strikeouts ... Threw 2.0 shutout innings of relief in game two of the three-game sweep against in-state rival Ole Miss (April 13).

**PRE-COLLEGE:** Played three years at Stony Point High School under head coach Christen Jones after playing two seasons at Bartlesville High in Oklahoma ... Oklahoma's high school season is in the fall while Texas' is in the spring ... As a senior at Stony Point, named to the Texas Girls Coaches Association 5A All-State Team ... A three-time Second Team All-Central Texas selection by the *Austin American-Statesman* as a sophomore, junior and senior ... Earned First Team All-District 16-5A honors following junior and senior seasons ... An honorable mention Collin Street Bakery/Texas Sports Writes Association 5A All-State Honorable Mention pick as a sophomore ... Voted the Stony Point most valuable player all three years on the roster ... Posted 17 wins and struck out 198 batters during senior season at SPSHS ... During junior year, went 14-6 with a 1.66 earned-run average and 150 whiffs ... As a sophomore at SPSHS, posted a 0.81 ERA and fanned 276 batters in 173 innings pitched while leading the Tigers into the 5A state playoffs ... In the fall of her sophomore year while at Bartlesville, earned All-Centennial Conference MVP honors and *Tulsa World Athlete* of the Week recognition ... Finished season with 187 strikeouts in 138 innings to go along with a 1.14 ERA ... During freshman year, struck out a school-record 23 batters in a 10-inning 2-1 victory in the regional championship tilt against Sand Springs ... Named the most valuable player at the regional tournament en route to capturing the conference and regional championship ... An All-State Metro Second Team honoree ... Led all 6A pitchers in total strikeouts (351) ... Named Academic All-Conference freshman at Bartlesville ... Started for the varsity team in the fall of 2008 and registered a 0.84 ERA and 381 strikeouts in 250 innings ... Earned First-Team All-Centennial Conference honors and was named Defensive Player of the Year as a rookie ... During summer travel softball, finished second in the 2009 AFA and USFA 16U National Tournament ... Participated in the 2010 ESPN Rise Premier National Softball Championships in Huntington Beach, Calif. ... Took second place in the Premier Girls 16U Fastpitch Qualifier ... Played for the Tulsa Elite 18U Gold squad in 2009, after playing for the OK Energizers (2008-09, 18U Gold), OK Strikers (2005-09, 14U & 16U) and OK Select (2004-08, 12U & 14U) ... Also played for the Platinum Gold 16U and 18U squads in Austin, Texas, for former USA National Team member Lindsay Gardner and Olympian Cat Osterman.

**PERSONAL:** Born Jacey Noelle Punches on Dec. 5, 1993, in Tulsa, Okla. ... Daughter of Solid and Kristi Punches ... Has one sibling, Jordan (21) ... Plans to major in human sciences with a concentration in apparel, textiles and merchandise ... Also pursuing two minors - business and marketing.

### CAREER HIGHS

Innings Pitched .....	7.0 vs. Jackson State, 4/2/13
Strikeouts .....	8 vs. Jackson State, 4/2/13
Hits .....	4 vs. Ole Miss, 4/13/13
Runs .....	4, twice, last at Alabama, 4/20/13
Earned Runs .....	4, twice, last at Alabama, 4/20/13
Walks .....	7 at Florida, 4/5/13

### PUNCHES' CAREER STATISTICS

Year	ERA	W-L	APP	GS	CG	SHO	SV	IP	H	R	ER	BB	SO	2B	3B	HR	AB	B/AVG	WP	HBP
2013-Fr.	3.55	3-0	12	1	1	1/1	1	21.2	17	14	11	22	23	3	1	1	75	.218	2	6



@HailStateSB



# PLAYER BIOS

## #22 HEIDI SHAPE

Sr. • INF • 5-5 • R-R • 3L

Duluth, Ga. (Norcross)

**CAREER:** The only Bulldog to have started every career game (170) and looks to continue to be the anchor of the infield from second base ... Also expected to fill more of a leadership role for the 2014 squad ... A two-time NFCA All-America Scholar-Athlete and SEC Academic Honor Roll member ... Enters final campaign sixth in program history in hit by pitches with 15.

**2013:** For the third-straight year, started every game, all at second base ... Finished fourth among the regular starters with a .293 batting average while tying for third in hits (48) and runs scored (27) and standing second in sacrifice bunts (seven) ... Placed fifth on the squad with 24 runs batted in, led the way with two triples and went eight-for-eight in stolen base attempts ... Defensively, paced the squad with 51 assists and placed fourth with 99 putouts ... During Southeastern Conference contests, recorded a team second-best .288 batting average and a squad-best 21 hits ... Drove in an MSU-high 16 runs in league play ... Hit .297 in non-conference tilts and posted a .409 on-base percentage ... Finished third among the regular starters with a .284 batting average during home games and drove in a team second-best 13 runs in Starkville ... A force in neutral-site contests with a .333 average, 13 hits and a .487 slugging percentage ... Posted a .272 batting average and 10 RBI versus 2013 NCAA Tournament teams ... Hit .667 (four-for-six) with the bases loaded and .341 (15-for-44) with runners in scoring position ... Drove in seven runners in 10 opportunities (70.0 percent conversion rate) with a runner on third base and less than two outs, the second-best mark on the team ... Was successful advancing base runners 55.3 percent of the time, the second-highest percentage on the squad ... Turned in a team fourth-best nine multiple-hit games and added a squad fifth-best six multi-RBI contests ... Recorded a 10-game hitting streak (Feb. 17-March 3), tied for the second-longest run on the squad ... Hit in the second spot of the order most often, with the team going 19-9 in such contests (.679 winning percentage) ... Named to the Bulldog Kickoff Classic All-Tournament Team (Feb. 7-9) ... Tied a then-career high with two walks at No. 15 Louisiana (Feb. 13) ... Finished two-for-four with two RBI, two runs, a walk and third career triple in the extra-inning win over Lipscomb (Feb. 17) ... Hit first home run of the season in the Blues City Classic opener versus Belmont (Feb. 23) ... Had a season-high three hits in the D9 Citrus Classic victory against Hofstra (March 1), scoring once ... Doubled and scored a run against Fordham (March 2) ... Singled in MSU's upset victory against No. 12 LSU in the second game of the SEC-opening series (March 9), helping State snap its 21-game losing streak against the Tigers ... Came back a day later in the series finale and finished two-for-three with a sacrifice fly (March 10) ... Totaled two hits, two runs, a walk and a stolen base in the road win at Jacksonville State (March 12) ... Went two-for-three with a pair of RBI and runs to go along with a double in the opening game of the doubleheader sweep at College of Charleston (March 14) ... Tallied an RBI single in the walk-off win in the series finale against Auburn (March 30) ... Went two-for-three with two runs scored and fourth career triple in the series finale win at No. 3 Florida (April 7), helping MSU record its second win over a top-three team in program history ... Crushed a two-run home run in the nationally televised win against Ole Miss on ESPNU (April 12) ... Finished the series sweep against Ole Miss two-for-three with two RBI in the series finale (April 14) ... Tied a season high with two runs to go along with a double and a walk in the run-rule win at Samford (April 16) ... Knocked in the game-winning run in the series-opening win at No. 4 Alabama (April 19), helping snap the Crimson Tide's 27-game winning streak against the Bulldogs ... Went two-for-four with two runs, an RBI and a stolen base in the series finale in Tuscaloosa (April 21) ... Hit .500 with four RBI in three games against South Carolina (April 26-28) ... Opened the series versus the Gamecocks (April 26) with a two-run home run ... Tallied a two-run single and a stolen base in the series finale (April 28) ... With MSU down 1-0 with two outs in the top of the sixth, hit a two-run single down the left-field line to put the Bulldogs ahead in game three at No. 14 Texas A&M.

**2012:** One of two Bulldogs (Jessica Offutt) to start all 57 games at her position (second base) ... Batted .259 with 30 RBI, 17 runs, 15 walks, seven doubles, two triples and a home run ... Registered a team-high tying six game-winning RBI and added one game-winning run ... Third on the team with seven multiple-RBI games and fifth on the squad with 12 multiple-hit games ... Named to the SEC Academic Honor Roll ... Tallied two hits and an RBI in a 6-3 victory at Samford (Feb. 14) ... Registered two walks and stole first base of the season in the Bulldog Round-Robin finale against Mississippi Valley State (Feb. 19) ... Walked once and scored a run versus No. 17 Louisiana (Feb. 24) ... Went two-for-three with three RBI in the triumph over No. 20 Georgia Tech (Feb. 25) ... Had a career day in a win at Jackson State (Feb. 29), going four-for-four with a career-best three runs ... Became the first MSU player to collect four hits in a game since All-American Chelsea Bramlett at Arkansas on March 28, 2010 ... Had two hits in a win versus Samford (March 4), while add-

ing two RBI, one walk, one stolen base and one run ... Hit first triple of career during the second game of a doubleheader versus No. 3 Florida (March 7), while also drawing a walk and scoring a run ... Scored two runs and tallied two hits and an RBI in the series-opening win against No. 7 Georgia (March 9) ... During the second game of the doubleheader sweep against South Carolina (March 13), went two-for-four with three RBI and two runs, including her first home run of the season ... Notched the game-winning RBI and stole a base in the win at Mississippi Valley State (March 28) ... Stole second base and scored a run in the series opener against No. 2 Alabama (March 30) ... In game two, went two-for-three with a hit by pitch versus the Crimson Tide (March 31) ... Belted a game-winning, bases-clearing, three-RBI double in the top of the seventh to give MSU the series-opening win at in-state rival Ole Miss (April 13) ... Finished the contest two-for-four with a career-high-tying four RBIs and a stolen base ... In game two, recorded the game-winning RBI (April 14) ... Finished the series sweep at Ole Miss (April 15) with a pair of RBI singles ... Tallied an RBI single and swiped seventh base of the season in game one versus Tennessee Tech (April 28) ... In game two, registered two hits, two RBI, a double and a run scored ... Went two-for-four and stole a base in the Bulldogs' opening game of the NCAA Tournament against BYU (May 17) ... Walked and stole a base against Portland State at the NCAA Eugene Regional (May 18).

**2011:** Started all 56 games in debut campaign ... Named a 2011 NFCA All-America Scholar-Athlete ... Five home runs were tied for fifth-most by a freshman in school history ... Batted .236 with 29 RBIs, 21 runs, 10 walks and six doubles ... Hit .400 (6-for-15) with two home runs and 12 RBI in first weekend as a Bulldog (Feb. 11-13) ... Drove in three runs with a home run in collegiate debut against Illinois-Chicago (Feb. 11) ... Later that day against UNLV, hit a grand slam (Feb. 11) ... Recorded two hits and drove in two runs against UC Riverside (Feb. 12) ... Doubled and had three RBI in the rematch against Illinois-Chicago (Feb. 13) ... Doubled and drove in both of MSU's runs against Butler (Feb. 19) to clinch a spot in the Bulldog Round-Robin championship game ... Doubled and scored a run in the championship game versus Southern Illinois (Feb. 20) ... Hit the winning two-run home run in the bottom of the sixth inning against Southern Miss (Feb. 23) ... Scored two runs and drove in another in 7-3 win against No. 22 Texas A&M (March 6) ... Notched two hits and two runs to help MSU sweep South Carolina (March 9) ... Went two-for-three in the series opener against Ole Miss (April 1) ... Hit the game-winning three-run home run in the series-opening win against No. 22 Auburn (April 8) ... Drove in two runs during game two of the series against No. 21 LSU (April 30) ... Returned to home state and hit .455 (five-for-11) with a home run, two RBI and two runs against No. 7 Georgia (May 6-8) ... Tallied two hits and an RBI in opening-game upset against UGA ... Hit fifth home run of the season in game two before wrapping the series with a two-for-three performance.

**PRE-COLLEGE:** Earned four letters as a standout infielder (2006-09) for head coach Hope Black at Norcross High School ... Garnered first team all-region accolades all four years ... Selected to the Gwinnett All-County First Team each year she competed for the Blue Devils ... A four-time Best Offensive Player award winner for Norcross ... Played alongside Mississippi State teammate Sam Lenahan on the Georgia Elite travel ball team ... Helped lead the Elite to a ninth-place showing at the 2010 ASA National Tournament ... Joined Lenahan in guiding the Elite to a fifth-place showing at the prestigious Premier Softball Showcase ... Claimed 13th place with the Elite at the 2009 national tournament ... A staple on the infield for the 2008 squad that took third place in the annual Independence Day Showcase ... Selected to the honor roll on a yearly basis.

**PERSONAL:** Born Heidi Nicole Shape on Aug. 6, 1992, in Atlanta, Ga. ... Daughter of Gregory Shape and Beverly Jones ... Has one sibling, Matthew Maday ... Majoring in business administration ... Favorite television show is "Criminal Minds" ... Favorite athlete is Michael Jordan.

## CAREER HIGHS

AB	.....	6 vs. LSU, 3/8/13
R	.....	3 at Jackson State, 2/29/12
H	.....	4 at Jackson State, 2/29/12
RBI	.....	4, twice, last at Ole Miss, 4/13/12
2B	.....	1, 18 times, last vs. Middle Tennessee St., 4/22/13
3B	.....	1, four times, last at Florida, 4/7/13
HR	.....	1, nine times, last vs. South Carolina, 4/26/13
BB	.....	3 at Houston, 5/6/13
SB	.....	1, 20 times, last vs. South Carolina, 4/28/13

## SHAPE'S CAREER STATISTICS

Year	AVG	GP-GS	AB	R	H	2B	3B	HR	RBI	TB	SLG%	BB	HBP	SO	OB%	SF	SH	SB-ATT	GW RBI	GW Runs
2013-Jr.	.293	57-57	164	27	48	5	2	3	24	66	.402	18	4	33	.372	2	7	8-8	3	2
2012-So.	.259	57-57	162	17	42	7	2	1	30	56	.346	15	5	22	.337	2	6	9-9	6	1
2011-Fr.	.236	56-56	165	21	39	6	0	5	29	60	.364	10	6	37	.302	1	8	3-3	2	4
<b>TOTALS</b>	<b>.263</b>	<b>170-170</b>	<b>491</b>	<b>65</b>	<b>129</b>	<b>18</b>	<b>4</b>	<b>9</b>	<b>83</b>	<b>182</b>	<b>.371</b>	<b>43</b>	<b>15</b>	<b>92</b>	<b>.338</b>	<b>5</b>	<b>21</b>	<b>20-20</b>	<b>11</b>	<b>7</b>

# PLAYER BIOS

## #27 SHANA SHERROD

Sr. • RHP • 5-5 • R-R • 3L

Vestavia Hills, Ala. (Vestavia Hills)



**CAREER:** A change-of-pace right-handed pitcher who has appeared in 18 career games, including one start as a freshman ... Ready to play a key relief role for the Bulldogs, perhaps as the team's closer ... A master of forcing the ground ball in key situations and excels when keeping the ball low in the strike zone ... Also serves as a speedy pinch runner.

**2013:** Tallied two appearances in the circle and totaled 2.0 innings pitched ... Posted a 3.50 earned-run average and struck out two batters ... Made season debut at the College of Charleston (March 14) in the second game of the doubleheader and tossed one inning, allowing one run on one hit and one walk while fanning one ... Recorded last appearance versus Middle Tennessee State (April 22), and allowed one hit and struck out one ... MSU won both games in which she appeared.

**2012:** Appeared in eight games, including a scoreless inning to preserve a shutout against Louisiana Tech (March 2) ... Posted a 5.73 earned-run average in 3.2 innings, down from her freshman year ERA of 6.42 ... Scored a run as a pinch runner in the season-opening win at South Alabama (Feb. 9) ... Made a relief appearance in a 6-3 win at Samford (Feb. 14) ... Closed out the win at Jackson State (Feb. 29) with a career-high-tying two strikeouts in an inning of scoreless relief ... Pitched an inning in the second win versus Columbia (March 3) during the Bulldog Classic ... Recorded an out in the second game of a doubleheader versus No. 3 Florida (March 7) ... Tallied one out in a scoreless appearance against No. 11 Tennessee in the series opener (March 23) ... Registered an appearance against No. 2 Alabama in the final game of the series (April 1) ... Appeared as a pinch runner in the Senior Day doubleheader sweep versus Tennessee Tech (April 28).

**2011:** Saw first collegiate action in the Bulldog Round-Robin championship game against Southern Illinois (Feb. 20), striking out one and not allowing a run in an inning of work ... Worked two innings of relief in game two against South Carolina (March 9), giving up a run and three hits while striking out two ... Tossed a season-high 3.1 innings against Florida State (March 12) en route to first collegiate victory ... Drew first start of career in the second game at Florida (March 16).

**PRE-COLLEGE:** Standout pitcher for Jennifer Brown at Vestavia Hills High School ... Led the Lady Rebels to three state tournament appearances ... Eclipsed the 100-career win mark as a senior, leading VHHS to a fifth-straight area championship and the regional tournament ... Ranked in the top 20 in state history with 105 victories and 827 innings pitched ... Vestavia Hills' 2010 Female Athlete of the Year ... The *Birmingham News*' Top Pitcher for the South and Hoover areas entering 2010 ... Won 31 games as a sophomore, earning 6A All-State honors from the Alabama Sportswriters Association ... An Alabama All-State Tournament honoree after guiding the 2008 Lady Rebels to a third-place finish at the state tournament ... Multiple-time MVP of the area tournament and an All-Metro Team selection ... Named Over the Mountain All-Area four times ... Went 27-4 with 178 strikeouts and a 0.94 earned-run average in 2007 to guide VHHS to a state sixth-most 64 wins, a fifth-place state finish and top-25 national ranking ... The 2007 squad also won 35-straight games, tied at the time for fourth in Alabama annals ... Pitched Vestavia Hills to area and regional championships and a runner-up finish at the state tournament in her inaugural varsity season ... Played travel softball for her father's Skyhawks Elite team with former Bulldog Jessica Cooley ... Helped the Skyhawks to an ASA National Tournament appearance, an NSA championship and a second-place finish in the Florida World Series ... Paced the 2008 Skyhawks to a second-place finish at the state tournament after the team took seventh at the Colorado Fireworks tournament ... Also hurled the team to an appearance at the USSSA National Tournament.

**PERSONAL:** Born Shana Marie Sherrod on Oct. 23, 1991, in Homewood, Ala. ... Daughter of Blake and Cindy Sherrod ... Has four siblings: Matthew, Nikki, Quint and Cristen ... Majoring in elementary education ... Enjoys playing Call of Duty with former teammate and current volunteer assistant coach Jessica Cooley.

### CAREER HIGHS

Innings Pitched .....	3.1 vs. Florida State, 3/12/11
Strikeouts .....	2, three times, last vs. Columbia, 3/3/12
Hits .....	9 at Florida, 3/16/11
Runs .....	9 at Florida, 3/16/11
Earned Runs .....	8 at Florida, 3/16/11
Walks .....	2 vs. South Carolina, 3/9/11
R (Offense) .....	1 at South Alabama, 2/9/12

### SHERROD'S CAREER STATISTICS

Year	ERA	W-L	APP	GS	CG	SHO	SV	IP	H	R	ER	BB	SO	2B	3B	HR	AB	B/AVG	WP	HBP
2013-Jr.	3.50	0-0	2	0	0	0/0	0	2.0	2	1	1	1	2	0	0	1	8	.250	0	0
2012-So.	5.73	0-0	8	0	0	0/1	0	3.2	9	4	3	2	5	1	0	0	21	.429	1	0
2011-Fr.	6.42	1-1	8	1	0	0/0	0	12.0	19	17	11	7	4	0	1	1	64	.365	2	2
<b>TOTALS</b>	<b>6.10</b>	<b>1-1</b>	<b>18</b>	<b>1</b>	<b>0</b>	<b>0/1</b>	<b>0</b>	<b>17.2</b>	<b>30</b>	<b>22</b>	<b>15</b>	<b>10</b>	<b>11</b>	<b>1</b>	<b>1</b>	<b>2</b>	<b>93</b>	<b>.323</b>	<b>3</b>	<b>2</b>





@HailStateSB



# PLAYER BIOS

## #9 KAYLA WINKFIELD

So. • INF • 5-8 • L-R • 1L

Giddings, Texas (Giddings)

**CAREER:** A versatile speedster who can play shortstop or in the outfield ... Worked on short game during the offseason and has improved bunting and slapping abilities ... Ready to be a key offensive player and threat at the top of the lineup to set the table or near the bottom to turn the lineup over.

**2013:** Started 14 games and played in 46 during debut season ... Made all 14 starts at shortstop and hit in the eighth spot of the order each time ... Led MSU with 32 games appeared in as a substitute ... Contributed 10 hits, six walks, 17 runs scored and a team third-best 17 stolen bases ... Appeared in 20 of the team's 24 Southeastern Conference contests and started five ... Swiped six bases and scored six times during league action ... Turned in a .333 batting average and .438 on-base percentage during non-conference contests and tallied 11 runs ... Paced the Bulldogs with a .714 batting average during neutral site contests, picking up five hits in seven at-bats ... Stole three bases and scored twice during neutral site contests ... Went six-of-seven stealing bases versus top-25 clubs ... Six swipes were the most of any Bulldog against ranked teams ... Went nine-of-13 stealing bases as a pinch runner ... Reached base 55.6 percent of the time leading off an inning and hit .500 against left-handed pitchers ... Made collegiate debut starting at shortstop against Troy (Feb. 8) and went one-for-three ... Tallied a hit, stolen base and run scored in the run-rule win over Tennessee State (Feb. 9) ... Helped snap a 21-game losing streak to No. 12 LSU (March 9), entering as a pinch runner, stealing a base and scoring the game-winning run ... Stole home and scored on a double steal in the series opener at No. 3 Florida (April 5) ... As the starting shortstop, earned career highs in walks (three), runs (three) and stolen bases (two) in a run-rule win at Samford (April 16) ... Walked, stole second and scored a run in the series-opening win at No. 4 Alabama (April 19), helping snap the Crimson Tide's 27-game winning streak against the Bulldogs ... Registered a career-high three singles to go along with a stolen base in a neutral-site victory against Middle Tennessee State (April 22).

**PRE-COLLEGE:** Played at Giddings High School under head coach Kristy Bradford ... Was considered one of the best defensive players in the state of Texas ... A triple-sport athlete in softball, basketball and track & field ... Earned all-state and all-district honors in softball and basketball following sophomore and junior seasons, while earning all-district honors her freshman year in softball ... Earned the Golden Glove Award as a freshman and Texas Outstanding Outfielder Award as a sophomore ... Went to the Texas State Championships in track & field her first three years of high school ... Finished third in the 100-yard dash and sixth in the triple jump as a junior ... Part of the winning 4x100 and 4x200 relays at the Texas Relays as a freshman.

**PERSONAL:** Born Kayla Camille Winkfield on April 14, 1994, in Austin, Texas ... The daughter of William and Patricia Winkfield ... Has one sister, Keanna ... Plans to major in human sciences.

### CAREER HIGHS

AB	.....3, six times, last vs. Middle Tennessee St., 4/22/13
R	.....3 at Samford, 4/16/13
H	.....3 vs. Middle Tennessee St., 4/22/13
RBI	.....None
2B	.....None
3B	.....None
HR	.....None
BB	.....3 at Samford, 4/16/13
SB	.....2 at Samford, 4/16/13

### WINKFIELD'S CAREER STATISTICS

Year	AVG	GP-GS	AB	R	H	2B	3B	HR	RBI	TB	SLG%	BB	HBP	SO	OB%	SF	SH	SB-ATT	GW RBI	GW Runs
2013-Fr.	.270	46-14	37	17	10	0	0	0	0	10	.270	6	0	16	.372	0	0	17-22	0	3

# PLAYER BIOS

## #19 RACHAEL ZDEB

Sr. • OF • 5-9 • R-R • 3L

Shawnee, Kan. (Shawnee Mission Northwest)



**CAREER:** A .364 hitter in 22 career games played ... Saw playing time as a backup right fielder in 2012 and is expected to fill the same role this spring ... A three-time NFCA All-America Scholar-Athlete and SEC Academic Honor Roll member.

**2013:** Appeared in six games, hitting .400 (two-for-five) with a double and run scored ... Made season debut as a pinch hitter in win against Georgia State (Feb. 9), ripping a single to center field ... Also appeared in games versus Southeast Missouri State (Feb. 24), Memphis (March 6), College of Charleston (March 14), Samford (April 16) and Middle Tennessee State (April 22) ... Hit first career double in a run-rule win at Samford, coming just inches shy of first career home run ... Scored second career run in the game at Samford.

**2012:** Finished one-for-two (.500 batting average) in reserve duty ... Played in five games ... Recorded a putout in right field ... Named a 2012 NFCA All-America Scholar-Athlete as well as a 2012 SEC Spring Academic Honor Roll selection ... Made season debut as a pinch runner in the home opener versus SIU-Edwardsville (Feb. 17) ... Appeared as a pinch-hitter in the opening game of the Bulldog Classic against Columbia (March 2) ... Went one-for-one as a pinch hitter in a win versus Jackson State (Feb. 29), before taking over right field and making a diving game-ending catch ... Played right field in game two of the doubleheader Senior Day sweep against Tennessee Tech (April 28) ... Saw action as a pinch hitter in the regular-season finale at Auburn (May 6).

**2011:** Named a 2011 NFCA All-America Scholar-Athlete ... Played in 11 games, recording one hit and one run in four at-bats ... Notched first hit and scored first run as a Bulldog in a pinch-hit role against Mississippi Valley State (April 19).

**PRE-COLLEGE:** Enjoyed an outstanding prep career playing for Mark Balderston at Shawnee Mission Northwest High School in Kansas ... A three-time All-Sunflower League selection ... Earned three All-Sun County Team honors from the *Johnson County Sun* ... Tabbed Most Valuable Player in the Missouri/Kansas All-Star Series ... Put together a sensational junior campaign, setting the SMNW single-season records for hits (40) while batting .491 with seven doubles, two triples and a pair of home runs ... Drove in 31 runs while scoring 36 times during junior year ... Nabbed All-League and First-Team All-Sun County accolades for accomplishments during the 2009 season ... Batted .408 as a sophomore and contributed 43 runs while earning second team All-Sunflower League and All-Sun County ... Hit .379 and drove in 12 runs while scoring seven more during freshman year ... Earned a spot on Shawnee Mission Northwest's Academic Honor Roll each year ... Played travel softball with the Desoto Belles and coaches Greg Heinrich and Steve Fulk ... Earned USSSA All-State accolades after hitting a Belles' single-season record .407 with 48 hits, 36 runs, 40 RBIs, 12 home runs and 14 stolen bases ... Compiled an .808 slugging percentage while reaching base at a .451 clip ... Earned MVP honors at three ASA/NSA 18U tournaments ... Also played volleyball and basketball prior to senior year.

**PERSONAL:** Born Rachael Margaret Zdeb on Dec. 10, 1991, in Overland Park, Kan. ... Daughter of Joe and Diane Zdeb ... Her father, Joe, played professional baseball for the Kansas City Royals ... Has two brothers, Joey and Josh ... Majoring in kinesiology with a concentration in clinical exercise physiology.

### CAREER HIGHS

AB	1, 11 times, last vs. Middle Tennessee St., 4/22/13
R	1, twice, last at Samford, 4/16/13
H	1, four times, last at Samford, 4/16/13
RBI	None
2B	1 at Samford, 4/16/13
3B	None
HR	None
BB	None
SB	None

### ZDEB'S CAREER STATISTICS

Year	AVG	GP-GS	AB	R	H	2B	3B	HR	RBI	TB	SLG%	BB	HBP	SO	OB%	SF	SH	SB-ATT	GW RBI	GW Runs
2013-Jr.	.400	6-0	5	1	2	1	0	0	0	3	.600	0	0	1	.400	0	0	0-0	0	0
2012-So.	.500	5-0	2	0	1	0	0	0	0	1	.500	0	0	1	.500	0	0	0-0	0	0
2011-Fr.	.250	11-0	4	1	1	0	0	0	0	1	.250	0	0	2	.250	0	0	0-0	0	0
<b>TOTALS</b>	<b>.364</b>	<b>22-0</b>	<b>11</b>	<b>2</b>	<b>4</b>	<b>1</b>	<b>0</b>	<b>0</b>	<b>0</b>	<b>5</b>	<b>.364</b>	<b>0</b>	<b>0</b>	<b>4</b>	<b>.455</b>	<b>0</b>	<b>0</b>	<b>0-0</b>	<b>0</b>	<b>0</b>



@HailStateSB



## 2014 NEWCOMERS

### #2 MADISON ARROYO

Fr. • INF • 5-7 • R-R • HS

Waxhaw, N.C. (Marvin Ridge HS)

**PRE-COLLEGE:** A four-year starter for Marvin Ridge High School ... Guided the team to an 81-24 record during career ... Played first three years for head coach Kevin Allran and the last for Heather Carnes ... As a senior, helped team to the deepest state tournament run in program history, advancing to the fourth round of the North Carolina High School Athletic Association (NCHSAA) 3A West playoffs ... Mavericks (20-3) won the Southern Carolinas Conference regular season and tournament titles, beating defending NCHSAA 4A state champion Porter Ridge to do so ... Selected to the North Carolina Softball Coaches Association 3A All-State Team as a junior and senior ... Prior to senior campaign, named the Greater Charlotte Hot Stove League High School Player of the Year ... Hit .467 as a junior with 21 hits and seven stolen bases ... Of 21 hits as a junior, 19 were for extra bases with 10 doubles, six home runs and three triples ... Played in only 12 games due to injury, but was still named all-state, all-region and all-county for the third-consecutive season ... Recorded a .989 fielding percentage with 19 putouts and eight double plays as a junior ... Played summer softball for the Lady Lightning Gold fastpitch travel team for head coach John Corn ... In the summer of 2011, selected to play in the Adidas Futures National Softball Tournament in St. George, Utah ... An honor student who was involved with Future Business Leaders of America, Fellowship of Christian Athletes and DECA, an organization that prepares high school emerging leaders and entrepreneurs for careers in marketing, finance, hospitality and management.

**PERSONAL:** Born on May 11, 1995 ... The daughter of Marcus and Dory Arroyo ... Has one brother, Hunter ... Carries a fifth-degree brown belt in mixed martial arts and has studied self-defense, grappling, Muay Thai and Jiu Jitsu ... Intends to major in communication.

@HailStateSB



### #3 KATIE ANNE BAILEY

Fr. • UTL • 5-6 • R-R • HS

Madison, Miss. (Madison Central)

**PRE-COLLEGE:** A four-year starter for three-time Mississippi High School Athletic Association 6A state champion Madison Central ... Played for head coach Kayla Watkins, a Starkville native ... Guided the Jaguars to three-straight state titles as a freshman, sophomore and junior ... Program finished as state runner-up as a senior, falling in the three-game title series to Oak Grove ... Jaguars went 96-17 during four-year career ... Helped program to four first-place finishes in the district ... Earned a pair of *Clarion Ledger* First-Team All-State accolades, as a sophomore and junior, and was a Second Team All-State selection following senior year ... As a junior, hit .389 with 46 hits, 31 runs, 18 stolen bases and 19 runs batted in ... Following junior year, selected to the Mississippi Association of Coaches All-Star 4A/5A/6A North Team ... During sophomore campaign, tallied a .496 average, scored 53 runs, registered 57 hits and stole 37 bases ... Burst on the scene as a freshman with a .424 batting average and .486 on-base percentage ... Played summer softball for the Thunderbolts with current newcomer Caroline Seitz ... Head coach with the Thunderbolts was Richard Shea.

**PERSONAL:** Born on March 12, 1995 ... The daughter of Keith and Suzanne Bailey ... Has one brother, Zack ... Intends to major in kinesiology with a concentration in health fitness studies.



# 2014 NEWCOMERS

## #11 KATIE GENTLE

Jr. • OF • 5-5 • R-R • TR

Hartselle, Ala. (Wallace State CC)



**WALLACE STATE (2012-13):** A 2013 National Junior College Athletic Association (NJCAA) Division I First-Team All-America selection after helping the Lady Lions to the program's second NJCAA national championship ... Team took the title after downing Salt Lake Community College 7-3 in the third game of the championship series ... Squad finished the year with a 55-12 record ... The initial first-team All-America honoree for Wallace State since 2010 ... Turned in one of the best offensive seasons in Lady Lion history during second year with the program ... Compiled a single-season record 74 RBI to go along with a .461 batting average, 95 hits and 16 homers ... Added 25 doubles and a team-high 27 stolen bases ... Named to the Alabama Community College Conference (ACCC) All-Region Team after the regular season and was placed on the state and national all-tournament teams ... Earned OC Sports NJCAA Player of the Week honors during consecutive weeks in March, becoming the first player in Wallace State history to achieve the feat in back-to-back weeks ... Hit a two-run home run in the bottom of the sixth inning to give the Lady Lions a comeback 2-1 victory against Santa Fe College in the tournament opener ... Added a long ball and five RBI in team's second tournament game, an 8-6 triumph over top-seeded Butler (Kan.) Community College ... Hit a two-run single against Salt Lake in the third game of the championship series ... As a freshman, was a Second-Team All-North Division selection by the ACCC ... Team finished third at the NJCAA national tournament during initial campaign ... Helped club to the ACCC Region 22 title after hitting .342 with 69 hits, eight doubles, one triple and six home runs ... Posted an on-base percentage of .364 with 39 RBI as a freshman

... Hit .375 at the national tournament with a pair of home runs and three runs batted in.


**PRE-COLLEGE:** A high school teammate of fellow Bulldog Olivia Golden at Hartselle under the direction of head coach Daniel Bates ... A 5A Alabama Sports Writers Association and *Huntsville Times* All-State Honorable Mention honoree as a senior in 2011 while earning all-county nods in 2009, 2010 and 2011 ... Batted .424 with 54 RBI, 70 hits, 18 doubles, two triples and a home run ... A National Honor Society member and was involved with Mu Alpha Theta, Future Business Leaders of America, DECA, an organization that prepares high school emerging leaders and entrepreneurs for careers in marketing, finance, hospitality and management, and Beta Club ... Part of the yearbook staff, Key Club, Spanish Club and Teens for Christ.

**PERSONAL:** Born on June 2, 1993 ... The daughter of Mike and Melanie Gentle ... Majoring in educational psychology.

## #25 AMANDA IVY

Fr. • UTL • 5-8 • R-R • HS

Batesville, Miss. (South Panola)



**PRE-COLLEGE:** Played a combined six years of fastpitch and slowpitch softball for South Panola High School ... Selected to the all-state team as a junior and senior and was tabbed all conference all four years ... Named the program's best offensive player in 2013 as well as the most valuable player in 2011 and 2012 ... Tabbed as the *MaxPreps.com* Player of the Game following the contest versus Tupelo on March 19, 2013 ... As a junior, her first year playing fastpitch, guided SPHS to a district championship and North State runner-up honors, batting .321 with 27 hits and 32 runs scored ... Added three home runs and 27 RBI, as well as going 14-14 in stolen bases ... Defensively, registered a .984 fielding percentage with 16 assists and 232 putouts ... Helped program to the state championship in 2008 ... Played summer softball for the Blue Angels Gold travel team under head coach Rose Kalisak ... Led the team in home runs in 2012 and 2013.

**PERSONAL:** Born on May 25, 1995, in Memphis, Tenn. ... The daughter of Chadwick L. Franks and Pamela G. Ivy ... Has three brothers and sisters, Anthony Franks, Joseph Franks and Brianna Sumner ... Planning on majoring in kinesiology with a concentration in clinical exercise physiology ... Favorite TV shows are "Scandal" and "The Big Bang Theory" ... Preferred singers are Carrie Underwood, Sugarland and Lady Antebellum ... Favorite subject in school is math.



@HailStateSB



## 2014 NEWCOMERS

### #15 CAROLINE SEITZ

Fr. • INF • 5-9 • R-R • HS

Birmingham, Ala. (Oak Mountain)

**PRE-COLLEGE:** A four-year starter at Oak Mountain High School for head coach Danny DuBose the first three years and Kellie Eubanks as a senior ... Left as the program's career home run record holder with 37 long balls ... Earned a spot on the Alabama Sports Writers Association (ASWA) Class 6A All-State Team following junior and senior campaigns ... Also a member of the ASWA Super All-State Team as a junior ... Played In the Alabama High School All-Star Game for the South squad in 2012 ... Helped the Eagles to the Alabama High School Athletic Association Class 6A South Central Regional semifinals as a senior ... Named the 2013 *Shelby County Reporter* All-County Softball Player of the Year after senior season ... A year earlier as a junior, was tabbed the *Shelby County Reporter* All-Shelby County Hitter of the Year ... As a senior, registered a .446 batting average with 12 home runs and 64 RBI and 27 stolen bases ... Led the team in nine offensive categories during final campaign ... As a junior, hit .494 (86-for-174) with a .529 on-base percentage and a .917 slugging percentage ... Produced a team single-season record 19 home runs, 18 doubles, 69 runs batted in and scored 50 times ... Added 16 stolen bases during junior campaign ... Burst onto the scene as a freshman with a .406 batting average and three long balls and earned a spot on the ASWA Honorable Mention All-State Team ... Hit three more homers as a sophomore and posted a .352 batting average during the season ... Attended the same high school as former MSU standout and current volunteer assistant coach Jessica Cooley ... Played travel softball for the Birmingham Thunderbolts and head coach Richard Shea ... Helped team to the 2013 Premier Girls Fastpitch national softball champi-

onship in Huntington Beach, Calif. ... A Thunderbolt teammate with fellow Bulldog rookie Katie Anne Bailey ... High school coach Eubanks was an Alabama graduate who played for Bulldog head coach Vann Stuedeman, then the pitching coach for the Crimson Tide.

**PERSONAL:** Born on Nov. 28, 1994 in Birmingham, Ala. ... The daughter of David and Kim Seitz ... Father played basketball and baseball for The University of Texas and was a member of the 1983 Longhorn baseball team that won the College World Series with a victory over Alabama ... Mother was a cheerleader at UAB ... Has one brother, Bert ... Intends to major in food science, nutrition and health promotion.

@HailStateSB



## #8 ALEXIS SILKWOOD

Fr. • P • 5-4 • L-L • HS

East Alton, Ill. (Marquette Catholic)

**PRE-COLLEGE:** A four-year starter for Marquette Catholic under the direction of head coach Dan Wiedman ... A *MaxPreps* Medium Schools All-American in 2013 ... Left Marquette Catholic as the state's career record holder with 124 wins, 100 shutouts, 54 no-hitters and 1,907 strikeouts ... Ranks second with 15 career perfect games and checks in 13th in career earned-run average (0.34) ... Owns Illinois single-season records in strikeouts (501/2011), shutouts (28/2012), no-hitters (19/2012) and consecutive no-hitters (seven/2013) ... As a senior, averaged 16.1 strikeouts per contest, won 30 games, posted a 0.44 earned-run average and 443 strikeouts in 208 innings ... Also a threat at the plate, batting .552 with an on-base percentage of .644 ... Scored 42 runs and produced 17 doubles, five triples, four home runs and 41 RBI during final season ... Guided the Explorers to the Illinois High School Association Class 3A state championship game as a senior ... Struck out 11 against Glenbard South in the title tilt, but the team suffered a 1-0 setback in eight innings ... Team went 31-7 during final campaign ... During senior year, twirled 15 no-hitters, the second most in a year in state history, and tossed a state-record seven consecutive no-hitters, blanking Jerseyville, Mascoutah, Wood River, Quincy Notre Dame, Carrollton, Nokomis and Roxana ... As a senior in the Salem Sectional championship game, went three-for-three with a triple, two walks and a run scored and earned the victory in the circle ... In the 3A state semifinal contest, struck out 12 and scattered seven hits in a 3-2 victory over Eastside Centre ... Went 34-3 as a junior with a 0.24 earned-run average and helped Marquette Catholic to the 2A regional championship ... Struck out 500 batters as a

junior, one shy of her own state record of 501 whiffs set as a sophomore ... Named the May 25, 2012, Fox 2/Arby's Athlete of the Week ... During freshman year, helped the Explorers to a fourth-place finish during the Class 2A state tournament ... Played summer softball for the Beverly Bandits and coaches Kevin Stephens and Staci Silkwood ... Also gained travel softball experience with the Midland Magic.

**PERSONAL:** Born on March 10, 1995 ... The daughter of Staci Silkwood ... Mother was a former college softball pitcher and was Alexis' coach throughout softball career ... Intends to major in secondary education.

# 2014 NEWCOMERS

## #13 MACKENZIE TOLER

Fr. • P/UTL • 5-9 • L-L • HS  
Fayetteville, Ga. (Whitewater)



**PRE-COLLEGE:** A four-year starter for head coach Robert Townsend at Whitewater High School ... Named the Region Player of the Year after senior season ... Helped team to a 27-12-1 record and Class AAAA state third-place finish as a senior ... Following final campaign, played in the Georgia Athletic Coaches Association North/South All-Star Softball Classic for the South squad ... During senior season, registered a 0.60 earned-run average and posted a .620 batting average ... Tallied 115 strikeouts in 128.0 innings as a senior ... At the plate, registered seven home runs, 32 RBI and a .720 on-base percentage in 2013 ... As a junior, helped program to 38-10 record and a second-place finish during the Class AAAA state tournament ... In the championship game versus rival Northgate, hit a solo home run and drew a walk while pitching the eight-inning contest, but it was not enough as Whitewater lost 4-3 on a fielder's choice in the bottom of the eighth ... During the summer of 2011, chose to play in the Georgia Dugout Club Elite 80 Showcase ... Named to the Region 5-AAAA First Team All Region as a freshman as an infielder ... Played summer travel softball for the Atlanta Vipers for head coach Greg Giles ... Helped Vipers claim the 2013 American Softball Association 18U Gold national championship with a 3-2 win against Wagner's Gold ... Squad had placed fifth in the summer of 2012 and came in fourth in the 16U age division in 2011.

**PERSONAL:** Born on June 15, 1994, in Atlanta ... The daughter of Holley and Jill Toler ... Has a sister, Whitney, who plays at the University of Alabama-Huntsville for head coach

Vann Stuedeman's sister, Les ... Intends to major in kinesiology with a concentration in clinical exercise physiology.





# 2013 SEASON IN REVIEW

## HIGHLIGHTS

- Made the program's 10th NCAA Tournament appearance and earned its first postseason win since an 8-3 triumph over Stony Brook in 2008 with a 2-1 victory over Mississippi Valley State.
- Ended year with an overall record of 33-24, marking consecutive years with 30 or more victories for the first time since 1998-2008.
- 33-24 record was above .500, giving the program consecutive campaigns with a winning record for the first time since 2007-08
- Named one of three 2013 Easton Teams of the Year, joining Women's College World Series participants Florida and Texas.
- Won six games versus in-state teams during the campaign to improve to 14-0 against Mississippi clubs in the last two years.
- Swept Ole Miss for the second-straight season. Mississippi State has won eight-straight games against the Rebels, the longest streak ever by MSU against its in-state rival.
- Defeated No. 3 Florida 6-5 in Gainesville on April 7 to halt a 17-game losing skid against the Gators.
- Win against the Gators was the first for MSU versus a team ranked in the top three since a 7-1 triumph against No. 1 Arizona on Feb. 9, 2002.
- Snapped a 27-game losing streak to Alabama with a 3-2 victory on April 19 in Tuscaloosa, Ala. Road win against the Crimson Tide was the program's first since 2003.
- With a 2-1 victory March 9 versus LSU, stopped a 21-game losing streak versus the Tigers.
- Pitching staff twirled 10 shutouts, the most in a year for the Bulldogs since tossing 14 in 2008.
- As a pitching staff, posted a 2.66 earned-run average in 2013, the lowest for MSU since a 2.21 ERA in 2008.
- Sam Lenahan named an Easton Second-Team All-American. She became the first Bulldog to earn Easton All-America accolades since 2001.
- Logan Foulks, Lenahan and Alison Owen received National Fastpitch Coaches Association (NFCA) All-South Region Second Team honors.
- Trio of Bulldogs on NFCA squad were most on the team since 2009 and marked fourth time in program history having three or more selections.
- Owen became the first pitcher in school history to be named Southeastern Conference Softball Pitcher of the Week in consecutive weeks, earning the honors on Feb. 25 and March 4.
- Club established single-game strikeout record as Owen fanned 16 against SIU-Edwardsville on Feb. 24, 2013.
- Owen holds the top three single-game whiff marks in program history with 16, 15 and 14. All three performances occurred during the 2013 campaign.
- Prior to 2013, MSU had three games with 13 or more strikeouts in program history. In 2013, however, the squad turned in six games with 13 or more strikeouts.
- As a squad, Bulldogs set the top five single-contest strikeout marks during 2013.
- Owen named *College Sports Madness'* National Pitcher of the Week for March 5, becoming the third player in program history to earn a national weekly honor.
- Owen established MSU single-season records for strikeouts (250) and strikeouts per game (8.83).
- Owen's 250 whiffs were tied for the eighth most by an MSU pitcher in program history.
- Senior Stephanie Becker (2010-13) established the Bulldog career record for strikeouts with 449. She surpassed Autumn Anderson (1998-99/406) for the program's all-time mark.
- Lenahan tied Iyhia McMichael (2004) for the program single-season walk record with 51 free passes and set the walks per game record with 0.89 bases on balls a contest.
- From Feb. 23-March 15, compiled a 13-game non-conference winning streak, tying for the third-longest run in school history.
- The stretch also included a school-record 12-game road/neutral site winning streak.
- Pitching staff twirled two no-hitters, one by Owen against Fordham on March 2 and the other by Becker versus Ole Miss on April 14.
- Team established the program record for home runs in a year with 51, topping the previous mark by four.
- Bulldogs tied the MSU record for stolen bases per game with 2.00 and totaled the third-most swipes in a Mississippi State squad campaign with 114.
- Registered the most walks by a Bulldog team during a year with 204, two more than 2012 squad's previous record.



In front of a record-setting crowd of 1,553, Mississippi State opened the series against rival Ole Miss with a 5-1 victory on ESPN. The Bulldogs swept the three-game set and have won eight-straight games against the Rebels and are 14-0 versus in-state foes under head coach Vann Stuedeman.

# 2013 GAME-BY-GAME RESULTS



DATE	OPPONENT	W/L	SCORE	MSU R-H-E	OPP. R-H-E	INN.	OVERALL RECORD	SEC RECORD	PITCHER OF RECORD	ATTENDANCE	TIME
<b>BULLDOG KICKOFF CLASSIC (STARKVILLE, MISS.)</b>											
Feb 7, 2013	SOUTH ALABAMA!	L	2-3	2-4-1	3-3-0	7	0-1-0	0-0-0	A. Owen (L 0-1)	605	2:13
Feb 8, 2013	TROY!	W	5-2	5-5-1	2-3-4	7	1-1-0	0-0-0	S. Becker (W 1-0)	545	2:35
Feb 9, 2013	TENNESSEE STATE!	W	8-0	8-8-1	0-1-1	6	2-1-0	0-0-0	J. Punches (W 1-0)	456	2:05
Feb 9, 2013	GEORGIA STATE!	W	9-1	9-10-0	1-3-3	5	3-1-0	0-0-0	A. Owen (W 1-1)	505	1:42
Feb 13, 2013	at Louisiana	L	1-9	1-6-2	9-10-0	6	3-2-0	0-0-0	K. Vry (L 0-1)	837	2:21
<b>BULLDOG BATTLE (STARKVILLE, MISS.)</b>											
Feb 16, 2013	WESTERN KENTUCKY	W	1-0	1-2-0	0-1-0	7	4-2-0	0-0-0	A. Owen (W 2-1)	239	1:30
Feb 16, 2013	NORTHWESTERN STATE	L	5-10	5-6-4	10-8-0	7	4-3-0	0-0-0	S. Becker (L 1-1)	256	2:33
Feb 17, 2013	MURRAY STATE	W	4-1	4-7-1	1-3-0	7	5-3-0	0-0-0	K. Vry (W 1-1)	567	1:43
Feb 17, 2013	LIPSCOMB	W	4-3	4-12-2	3-4-0	(10)	6-3-0	0-0-0	A. Owen (W 3-1)	526	3:04
<b>BLUES CITY CLASSIC (SOUTHAVEN, MISS.)</b>											
Feb 23, 2013	vs. Belmont	L	3-4	3-4-1	4-7-2	7	6-4-0	0-0-0	K. Vry (L 1-2)	872	2:05
Feb 23, 2013	vs. Wichita State	W	4-0	4-8-0	0-2-0	7	7-4-0	0-0-0	A. Owen (W 4-1)	872	1:56
Feb 24, 2013	vs. SE Missouri State	W	8-4	8-10-2	4-5-2	7	8-4-0	0-0-0	S. Becker (W 2-1)	637	2:32
Feb 24, 2013	vs. SIU-Edwardsville	W	1-0	1-2-0	0-1-0	7	9-4-0	0-0-0	A. Owen (W 5-1)	637	1:31
<b>CITRUS CLASSIC (ORLANDO, FLA.)</b>											
March 1, 2013	vs. Maryland	W	4-3	4-5-0	3-4-3	7	10-4-0	0-0-0	S. Becker (W 3-1)	601	1:55
March 1, 2013	vs. Hofstra	W	9-1	9-11-0	1-3-1	6	11-4-0	0-0-0	A. Owen (W 6-1)	578	2:01
March 2, 2013	vs. LIU-Brooklyn	W	2-0	2-8-0	0-1-0	7	12-4-0	0-0-0	S. Becker (W 4-1)	569	1:39
March 2, 2013	vs. Fordham	W	8-0	8-13-0	0-0-1	5	13-4-0	0-0-0	A. Owen (W 7-1)	764	1:33
March 3, 2013	vs. Syracuse	W	4-1	4-5-4	1-3-1	7	14-4-0	0-0-0	A. Owen (W 8-1)	423	2:00
March 6, 2013	MEMPHIS	W	8-1	8-7-3	1-4-1	7	15-4-0	0-0-0	A. Owen (W 9-1)	345	2:11
March 8, 2013	LSU*	L	0-1	0-4-1	1-7-2	(14)	15-5-0	0-1-0	A. Owen (L 9-2)	593	3:23
March 9, 2013	LSU*	W	2-1	2-5-2	1-4-0	7	16-5-0	1-1-0	K. Vry (W 2-2)	646	2:02
March 10, 2013	LSU*	L	2-9	2-6-0	9-9-1	7	16-6-0	1-2-0	A. Owen (L 9-3)	497	2:06
March 12, 2013	at Jacksonville State	W	7-2	7-10-1	2-5-2	7	17-6-0	1-2-0	S. Becker (W 5-1)	465	2:37
March 14, 2013	at College of Charleston	W	8-0	8-12-0	0-1-0	5	18-6-0	1-2-0	A. Owen (W 10-3)	133	1:33
March 14, 2013	at College of Charleston	W	12-1	12-15-0	1-2-1	5	19-6-0	1-2-0	J. Punches (W 2-0)	133	1:47
March 15, 2013	at Charleston Southern	W	12-4	12-10-1	4-4-3	5	20-6-0	1-2-0	S. Becker (W 6-1)	73	2:02
March 22, 2013	at Kentucky*	L	4-5	4-8-0	5-11-4	(10)	20-7-0	1-3-0	S. Becker (L 6-2)	405	3:25
March 23, 2013	at Kentucky*	L	2-3	2-5-0	3-5-0	7	20-8-0	1-4-0	A. Owen (L 10-4)	603	1:42
March 23, 2013	at Kentucky*	L	0-7	0-2-2	7-8-2	7	20-9-0	1-5-0	S. Becker (L 6-3)	646	1:51
March 26, 2013	at UAB	L	1-2	1-3-0	2-5-0	7	20-10-0	1-5-0	A. Owen (L 10-4)	325	2:19
March 29, 2013	AUBURN*	L	3-8	3-3-1	8-5-1	7	20-11-0	1-6-0	S. Becker (L 6-4)	239	2:28
March 29, 2013	AUBURN*	L	5-7	5-10-1	7-12-1	7	20-12-0	1-7-0	S. Becker (L 6-5)	239	2:41
March 30, 2013	AUBURN*	W	4-3	4-8-2	3-4-1	7	21-12-0	2-7-0	A. Owen (W 11-5)	551	2:05
April 2, 2013	JACKSON STATE	W	2-0	2-5-0	0-1-1	7	22-12-0	2-7-0	J. Punches (W 3-0)	79	1:45
April 3, 2013	vs. UAB	W	3-2	3-6-0	2-4-1	7	23-12-0	2-7-0	A. Owen (W 12-5)	301	2:15
April 5, 2013	at Florida*	L	1-9	1-0-0	9-4-0	6	23-13-0	2-8-0	S. Becker (L 6-6)	636	2:13
April 6, 2013	at Florida*	L	2-4	2-6-1	4-4-1	7	23-14-0	2-9-0	A. Owen (L 12-6)	1584	2:10
April 7, 2013	at Florida*	W	6-5	6-11-0	5-5-1	7	24-14-0	3-9-0	A. Owen (W 13-6)	911	2:12
April 12, 2013	OLE MISS*	W	5-1	5-8-0	1-2-1	7	25-14-0	4-9-0	A. Owen (W 14-6)	1553	1:57
April 13, 2013	OLE MISS*	W	6-5	6-8-0	5-12-0	7	26-14-0	5-9-0	S. Becker (W 7-6)	601	2:39
April 14, 2013	OLE MISS*	W	8-0	8-8-0	0-0-2	6	27-14-0	6-9-0	S. Becker (W 8-6)	479	1:43
April 16, 2013	at Samford	W	13-1	13-12-0	1-1-0	5	28-14-0	6-9-0	A. Owen (W 15-6)	322	2:07
April 19, 2013	at Alabama*	W	3-2	3-6-1	2-5-0	7	29-14-0	7-9-0	S. Becker (W 9-6)	3518	2:10
April 20, 2013	at Alabama*	L	3-11	3-2-1	11-11-2	5	29-15-0	7-10-0	A. Owen (L 15-7)	4002	1:50
April 21, 2013	at Alabama*	L	8-9	8-10-2	9-10-3	7	29-16-0	7-11-0	A. Owen (L 15-8)	3814	2:40
April 22, 2013	vs. Middle Tennessee St.	W	8-1	8-11-0	1-6-0	7	30-16-0	7-11-0	K. Vry (W 3-2)	101	1:46
April 24, 2013	MISS. VALLEY STATE	W	1-0	1-3-0	0-3-0	7	31-16-0	7-11-0	S. Becker (W 10-6)	209	1:45
April 26, 2013	SOUTH CAROLINA*	L	3-8	3-5-3	8-10-0	7	31-17-0	7-12-0	S. Becker (L 10-7)	439	2:36
April 27, 2013	SOUTH CAROLINA*	L	0-3	0-3-2	3-7-0	7	31-18-0	7-13-0	A. Owen (L 15-9)	427	1:50
April 28, 2013	SOUTH CAROLINA*	L	4-5	4-8-0	5-8-0	7	31-19-0	7-14-0	A. Owen (L 15-10)	281	2:34
May 3, 2013	at Texas A&M*	L	2-5	2-6-2	5-6-0	7	31-20-0	7-15-0	S. Becker (L 10-8)	853	1:53
May 4, 2013	at Texas A&M*	W	6-2	6-8-1	2-5-1	7	32-20-0	8-15-0	A. Owen (W 16-10)	988	1:44
May 5, 2013	at Texas A&M*	L	2-4	2-6-1	4-5-0	7	32-21-0	8-16-0	A. Owen (L 16-11)	991	1:39
May 6, 2013	at Houston	L	5-6	5-8-3	6-6-1	7	32-22-0	8-16-0	A. Owen (L 16-12)	696	2:43
<b>NCAA MOBILE REGIONAL (MOBILE, ALA.)</b>											
May 17, 2013	vs. Florida State	L	2-5	2-5-4	5-7-1	7	32-23-0	8-16-0	A. Owen (L 16-13)	1157	1:47
May 18, 2013	vs. Miss. Valley State	W	2-1	2-7-0	1-2-0	7	33-23-0	8-16-0	A. Owen (W 17-13)	1379	1:45
May 18, 2013	at South Alabama	L	0-3	0-1-2	3-5-0	7	33-24-0	8-16-0	S. Becker (L 10-9)	1379	2:20

CAPS = Home Game

\* = Southeastern Conference Game

() = Extra Innings

Shaded games denote tournaments



# 2013 FINAL STATS

## BATTING

PLAYER	AVG	GP-GS	AB	R	H	2B	3B	HR	RBI	TB	SLG%	BB	HBP	SO	OB%	SF	SH	SB-SBA
Olivia Golden	.500	3-0	2	0	1	0	0	0	0	1	.500	0	0	1	.500	0	0	0-0
Rachael Zdeb	.400	6-0	5	1	2	1	0	0	0	3	.600	0	0	1	.400	0	0	0-0
Sam Lenahan	.324	57-57	148	35	48	12	1	10	40	92	.622	51	3	42	.502	1	0	3-3
Logan Foulks	.310	57-57	171	30	53	11	0	13	39	103	.602	21	1	24	.385	2	2	4-9
Jessica Offutt	.308	57-55	159	27	49	5	1	1	17	59	.371	13	2	25	.368	0	0	21-28
Heidi Shape	.293	57-57	164	27	48	5	2	3	24	66	.402	18	4	33	.372	2	7	8-8
Kayla Winkfield	.270	46-14	37	17	10	0	0	0	0	10	.270	6	0	16	.372	0	0	17-22
Erin Nesbit	.268	34-33	82	9	22	3	0	3	19	34	.415	12	3	18	.381	0	2	0-2
Briana Bell	.267	48-41	120	22	32	7	0	9	30	66	.550	11	3	31	.341	1	0	5-9
Jessica Cooley	.264	57-57	140	26	37	8	1	10	30	77	.550	30	8	47	.421	0	10	13-19
Loryn Nichols	.250	52-43	116	24	29	2	0	0	4	31	.267	9	1	37	.310	0	1	23-25
Shelby Fisher	.219	39-34	96	4	21	1	0	0	9	22	.229	7	0	24	.269	1	1	1-1
Swayze Hollenhead	.200	10-1	10	1	2	0	0	0	1	2	.200	1	1	2	.333	0	0	0-0
Julia Echols	.189	43-33	90	12	17	4	0	2	10	27	.300	7	3	17	.270	0	2	5-5
Ashley Phillips	.182	42-19	66	11	12	2	0	0	3	14	.212	7	2	21	.280	0	1	12-13
Chrissie Rovtar	.143	23-10	28	1	4	0	0	0	2	4	.143	10	1	3	.375	1	0	2-2
Erika Gaul	.000	15-2	14	0	0	0	0	0	1	0	.000	1	1	3	.125	0	0	0-0
<b>Totals</b>	<b>.267</b>	<b>57-57</b>	<b>1448</b>	<b>247</b>	<b>387</b>	<b>61</b>	<b>5</b>	<b>51</b>	<b>229</b>	<b>611</b>	<b>.422</b>	<b>204</b>	<b>33</b>	<b>345</b>	<b>.369</b>	<b>8</b>	<b>26</b>	<b>114-146</b>
<b>Opponents</b>	<b>.199</b>	<b>57-57</b>	<b>1394</b>	<b>188</b>	<b>277</b>	<b>40</b>	<b>5</b>	<b>51</b>	<b>165</b>	<b>480</b>	<b>.344</b>	<b>113</b>	<b>44</b>	<b>468</b>	<b>.279</b>	<b>6</b>	<b>26</b>	<b>31-47</b>

Overall Left On Base - MSU (353), Opp (253); Double Plays Turned - MSU (5), Opp (12); Intentional Base on Balls - MSU (3), Opp (1).

## PITCHING

PLAYER	ERA	W-L	APP-GS	CG	SHO	SV	IP	H	R	ER	BB	SO	2B	3B	HR	AB	B/AVG.	WP	HBP	BK
Alison Owen	1.97	17-13	42-26	18	5/0	5	198.2	124	67	56	22	250	19	1	26	705	.176	5	17	0
Kylie Vry	2.60	3-2	18-4	0	0/1	1	29.2	20	20	11	20	34	4	0	3	109	.183	6	4	1
Shana Sherrod	3.50	0-0	2-0	0	0/0	0	2.0	2	1	1	1	2	0	0	1	8	.250	0	0	0
Stephanie Becker	3.58	10-9	32-26	5	3/0	0	129.0	114	86	66	48	159	14	3	20	494	.231	3	17	0
Jacey PUNCHES	3.55	3-0	12-1	1	1/1	1	21.2	17	14	11	22	23	3	1	1	78	.218	2	6	0
<b>Totals</b>	<b>2.66</b>	<b>33-24</b>	<b>57-57</b>	<b>24</b>	<b>10/1</b>	<b>7</b>	<b>381.0</b>	<b>277</b>	<b>188</b>	<b>145</b>	<b>113</b>	<b>468</b>	<b>40</b>	<b>5</b>	<b>51</b>	<b>1394</b>	<b>.199</b>	<b>16</b>	<b>44</b>	<b>1</b>
<b>Opponents</b>	<b>3.75</b>	<b>24-33</b>	<b>57-57</b>	<b>28</b>	<b>4/0</b>	<b>3</b>	<b>373.2</b>	<b>387</b>	<b>247</b>	<b>200</b>	<b>204</b>	<b>345</b>	<b>61</b>	<b>5</b>	<b>51</b>	<b>1448</b>	<b>.267</b>	<b>23</b>	<b>33</b>	<b>7</b>

Passed Balls - MSU (12), Opp (14); Pickoffs - MSU (1), Opp (2); SBA/SBA - Lenahan (20-30), Becker (16-22), Foulks (11-17), Owen (7-10), Vry (5-9), PUNCHES (3-6).

## FIELDING

Player	C	PO	A	E	FLD%	DPs	SBA	CSB	SBA%	PB	CI
Stephanie Becker	22	8	14	0	1.000	0	16	6	.727	0	0
Erika Gaul	21	20	1	0	1.000	1	0	0	---	0	0
Kylie Vry	15	3	12	0	1.000	1	5	4	.556	0	0
Swayze Hollenhead	2	1	1	0	1.000	0	0	0	---	0	0
Rachael Zdeb	1	1	0	0	1.000	0	0	0	---	0	0
Sam Lenahan	379	337	36	6	.984	3	20	10	.667	6	0
Loryn Nichols	42	40	1	1	.976	0	0	0	-	0	0
Shelby Fisher	127	117	7	3	.976	1	0	0	-	0	0
Logan Foulks	280	221	50	9	.968	1	11	6	.647	6	0
Jessica Offutt	77	72	1	4	.948	0	0	0	-	0	0
Jessica Cooley	76	70	2	4	.947	0	0	0	-	0	0
Heidi Shape	159	99	51	9	.943	3	0	0	-	0	0
Erin Nesbit	73	46	22	5	.932	1	0	0	-	0	0
Julia Echols	88	67	14	7	.920	0	0	0	-	0	0
Ashley Phillips	12	11	0	1	.917	0	0	0	-	0	0
Kayla Winkfield	44	26	14	4	.909	0	0	0	-	0	0
Alison Owen	17	4	11	2	.882	0	7	3	.700	0	0
Jacey PUNCHES	4	0	3	1	.750	0	3	3	.500	0	0
Briana Bell	0	0	0	0	.000	0	0	0	---	0	0
Chrissie Rovtar	0	0	0	0	.000	0	0	0	---	0	0
Olivia Golden	0	0	0	0	.000	0	0	0	---	0	0
Shana Sherrod	0	0	0	0	.000	0	0	0	---	0	0
<b>Totals</b>	<b>1439</b>	<b>1143</b>	<b>240</b>	<b>56</b>	<b>.961</b>	<b>5</b>	<b>31</b>	<b>16</b>	<b>.660</b>	<b>12</b>	<b>0</b>
<b>Opponents</b>	<b>1601</b>	<b>1121</b>	<b>428</b>	<b>52</b>	<b>.968</b>	<b>12</b>	<b>114</b>	<b>32</b>	<b>.781</b>	<b>14</b>	<b>1</b>



# 2013 STATS BREAKDOWN



## TEAM STREAKS

### Longest Winning Streak: Nine Games

Feb. 23 - March 6: Wichita State, Southeast Missouri State, SIU-Edwardsville, Hofstra, Maryland, LIU-Brooklyn, Fordham, Syracuse, Memphis

### Longest SEC Winning Streak: Five Games

April 7 - 19: at #3 Florida, Ole Miss (three games), at #4 Alabama

### Longest Non-Conference Winning Streak: 13 Games

Feb. 23 - March 15: Wichita State, Southeast Missouri State, SIU-Edwardsville, Hofstra, Maryland, LIU-Brooklyn, Fordham, Syracuse, Memphis, at Jacksonville State, at College of Charleston (two games), at Charleston Southern

### Longest Losing Streak: Six Games

March 22 - 29: at #21 Kentucky (three games), at UAB, Auburn (two games)

### Longest Home Winning Streak: Six Games

March 30 - April 24: Auburn, Jackson State, Ole Miss (three games), Mississippi Valley State

### Longest Home Losing Streak: Three Games (Twice)

April 26 - 28: South Carolina (three games)

March 10 - 29: #12 LSU, Auburn (two games)

### Longest Road/Neutral Site Winning Streak: 12 Games

Feb. 23 - March 15: Wichita State, Southeast Missouri State, SIU-Edwardsville, Hofstra, Maryland, LIU-Brooklyn, Fordham, Syracuse, at Jacksonville State, at College of Charleston (two games), at Charleston Southern

### Longest Road/Neutral Site Losing Streak: Four Games

March 22 - 29: at #21 Kentucky (three games), at UAB

### Longest game (innings): 14 Innings

March 8: LSU

### Longest game (time): 3:25

March 22: at #21 Kentucky

## SINGLE-GAME HIGHS

### TEAM

**Largest Margin Of Victory:** 12 - April 16 at Samford (W, 13-1, 5 inn.)

**Largest Margin Of Defeat:** 8, four times, last April 20 at #4 Alabama (L, 3-11, 5 inn.)

**Most At-Bats:** 46 vs. LSU (March 8)

**Most Runs Scored:** 13 at Samford (April 16)

**Most Runs Allowed:** 11 at Alabama (April 20)

**Most Earned Runs Allowed:** 10 at Alabama (April 20)

**Most Hits:** 15 at College of Charleston (March 14)

**Most Hits Allowed:** 12 vs. Auburn (March 29); 12 vs. Ole Miss (April 13)

**Most Runs Batted In:** 13 at Samford (April 16)

**Most Stolen Bases:** 8 vs. Troy (Feb. 8); 8 at Samford (April 16)

**Most Times Caught Stealing:** 3 vs. Wichita State (Feb. 23); 3 at Kentucky (March 22)

**Most Runners Left On Base:** 13 at Jacksonville State (March 12)

**Most Putouts In A Game:** 42 vs. LSU (March 8)

**Most Assists:** 14 vs. Middle Tennessee State (April 22)

**Most Errors:** 4 vs. Florida State (May 17); vs. Syracuse (March 3); vs. Northwestern State (Feb. 16)

**Most Double Plays Turned:** 1 - Five Times

### INDIVIDUAL

**Longest Hitting Streak:** 15 Games - Logan Foulks (March 1-23)

**Longest Reaching Base Safely Streak:** 28 games - Sam Lenahan (Feb. 16 - April 3)

**Most At-Bats:** 6 - four times, last by Briana Bell, Heidi Shape, Logan Foulks and Sam Lenahan vs. LSU (March 8)

**Most Runs Scored:** 3 - Kayla Winkfield and Jessica Offutt at Samford (April 16)

**Most Hits:** 4 - Shelby Fisher at Kentucky (March 22)

**Most Runs Batted In:** 6 - Jessica Cooley at Samford (April 16)

**Most Doubles:** 2 - Jessica Cooley vs. Murray State (Feb. 17)

**Most Triples:** 1 - five times, last by Jessica Cooley at Alabama (April 19)

**Most Home Runs:** 2 - four times, last by Logan Foulks vs. Auburn (March 29)

**Most Total Bases:** 9 - Jessica Cooley at Samford (April 16); Logan Foulks vs. Auburn (March 29); Logan Foulks vs. Fordham (March 2)

**Most Walks:** 3 - six times, last by Heidi Shape at Houston (May 6)

**Most Strikeouts:** 5 - Briana Bell vs. LSU (March 8)

**Most Sacrifice Flies:** 1 - eight times, last by Sam Lenahan vs. Ole Miss (April 14)

**Most Sacrifice Hits:** 2 - Jessica Cooley vs. Jackson State (April 2)

**Most Stolen Bases:** 3 - Jessica Offutt at Samford (April 16); Ashley Phillips vs. Troy (Feb. 8)

**Most Times Caught Stealing:** 1 - 32 Times, last by Jessica Cooley at Texas A&M (May 5)

## PITCHING

**Most Consecutive Pitching Wins:** 9 - Alison Owen (Feb. 9 - March 6)

**Most Consecutive Pitching Losses:** 5 - Stephanie Becker (March 22 - April 5)

**Most Innings Pitched:** 14.0 - Alison Owen vs. #12 LSU (March 8)

**Most Runs Allowed:** 9 - Stephanie Becker vs. Northwestern State (Feb. 16)

**Most Earned Runs Allowed:** 8 - Alison Owen vs. #12 LSU (March 10)

**Most Walks Allowed:** 7 - Jacey Punches at #3 Florida (April 5)

**Most Strikeouts:** 16 - Alison Owen vs. SIU-Edwardsville (Feb. 24)

**Most Hits Allowed:** 10 - Three times, last Stephanie Becker vs. South Carolina (April 26)

## FIELDING

**Most Putouts:** 20 - Logan Foulks vs. Lipscomb (Feb. 17)

**Most Assists:** 4 - Twice, Sam Lenahan vs. Middle Tennessee State (April 22) and Alison Owen vs. #12 LSU (March 8)

**Most Errors:** 2 - Logan Foulks vs. Belmont (Feb. 23)

## MULTIPLE-HIT GAMES

	2	3	4	5+	Total
Sam Lenahan	13	1	-	-	14
Jessica Offutt	11	1	-	-	12
Logan Foulks	7	4	-	-	11
Heidi Shape	8	1	-	-	9
Briana Bell	7	-	-	-	7
Jessica Cooley	6	1	-	-	7
Erin Nesbit	4	1	-	-	5
Loryn Nichols	5	-	-	-	5
Shelby Fisher	3	-	1	-	4
Julia Echols	3	-	-	-	3
Ashley Phillips	2	-	-	-	2
Kayla Winkfield	-	1	-	-	1
<b>TEAM</b>	<b>69</b>	<b>10</b>	<b>1</b>	<b>-</b>	<b>80</b>

## MULTIPLE-RBI GAMES

	2	3	4	5+	Total
Sam Lenahan	8	3	-	-	11
Logan Foulks	4	1	1	2	8
Jessica Cooley	5	-	1	1	7
Briana Bell	4	2	-	1	7
Heidi Shape	6	-	-	-	6
Erin Nesbit	4	-	1	-	5
Jessica Offutt	4	-	-	-	4
Julia Echols	2	1	-	-	3
Chrissie Rovtar	1	-	-	-	1
Loryn Nichols	1	-	-	-	1
Ashley Phillips	1	-	-	-	1
<b>TEAM</b>	<b>40</b>	<b>7</b>	<b>3</b>	<b>4</b>	<b>54</b>

## GAME-WINNING RBI & RUNS

RBI		SEASON CAREER		RUNS		SEASON CAREER	
Sam Lenahan	7	17		Jessica Offutt	6	8	
Logan Foulks	7	15		Logan Foulks	5	9	
Jessica Cooley	4	11		Jessica Cooley	4	12	
Briana Bell	4	6		Loryn Nichols	4	4	
Heidi Shape	3	11		Sam Lenahan	3	10	
Shelby Fisher	3	3		Ashley Phillips	3	4	
Erin Nesbit	1	8		Kayla Winkfield	3	3	
Jessica Offutt	1	3		Heidi Shape	2	7	
Loryn Nichols	1	1		Briana Bell	2	3	
Chrissie Rovtar	-	1		Erin Nesbit	1	9	
				Shelby Fisher	-	3	



# SCHOOL RECORDS

## GAME

### BATTING

#### **AT-BATS**

6 - 17 times, last: Briana Bell, Logan Foulks, Sam Lenahan and Heidi Shape vs. LSU, March 8, 2013

#### **RUNS**

5 - Michelle Gates vs. Alabama State, March 1, 1997

#### **HITS**

5 - Shawna Feldt at Georgia, March 22, 1998

#### **DOUBLES**

3 - Jenny Hehnke vs. Tulsa, Feb. 23, 1997

#### **TRIPLES**

3 - Hayle Guess vs. Ole Miss, April 7, 2007

#### **HOME RUNS**

2 - 22 times, last: Jessica Cooley at Samford, April 16, 2013

#### **TOTAL BASES**

10 - twice, last: Jessica Cooley vs. Jackson State, April 10, 2012

#### **RUNS BATTED IN**

7 - twice, last: Hayle Guess vs. Pacific, May 18, 2007

#### **BASE ON BALLS**

4 - Katie Cooley vs. LSU, March 30, 2005

#### **STOLEN BASES**

5 - Chelsea Bramlett vs. Louisiana-Monroe, Feb. 8, 2009

#### **HIT BY PITCH**

2 - 13 times, last: Brittany Bell at Ole Miss, April 13, 2012

### PITCHING

#### **INNINGS PITCHED**

14.0 - Alison Owen vs. LSU, March 8, 2013

#### **STRIKEOUTS**

16 - Alison Owen vs. SIU-Edwardsville, Feb. 24, 2013

### FIELDING

#### **PUTOUTS**

20 - Logan Foulks vs. Lipscomb, Feb. 17, 2013

#### **ASSISTS**

9 - Karrie Rider at Alabama, April 24, 1999

#### **ERRORS**

4 - Jenny Hehnke vs. Arkansas, March 29, 1997

## SEASON

### BATTING

#### **BATTING AVERAGE**

.536 - Chelsea Bramlett, 2010 (55 games)

#### **AT-BATS**

243 - Keri McCallum, 2000 (71 games)

#### **RUNS**

83 - Iyhia McMichael, 2004 (65 games)

#### **RUNS PER GAME**

1.28 - Iyhia McMichael, 2004 (83 in 65 games)

#### **HITS**

100 - Keri McCallum, 2000 (71 games)

#### **DOUBLES**

22 - Keri McCallum, 1999 (67 games)

#### **DOUBLES PER GAME**

0.33 - Keri McCallum, 1999 (22 in 67 games)

#### **TRIPLES**

11 - Keri McCallum, 2000 (71 games)

11 - Keri McCallum, 1997 (54 games)

#### **TRIPLES PER GAME**

0.20 - Keri McCallum, 1997 (11 in 54 games)

#### **HOME RUNS**

18 - Iyhia McMichael, 2003 (64 games)

#### **HOME RUNS PER GAME**

0.28 - Iyhia McMichael, 2003 (18 in 64 games)

#### **TOTAL BASES**

158 - Courtney Bures, 2005 (66 games)

#### **SLUGGING PERCENTAGE (MIN. 70 AB)**

.836 - Iyhia McMichael, 2004 (153 TB in 183 AB)

#### **RUNS BATTED IN**

65 - Kellie Wilkerson, 1999 (67 games)

#### **RUNS BATTED IN PER GAME**

0.98 - Iyhia McMichael, 2003 (63 in 64 games)

#### **BASE ON BALLS**

51 - Sam Lenahan, 2013 (57 games)

51 - Iyhia McMichael, 2004 (65 games)

#### **INTENTIONAL BASES ON BALLS**

13 - Kellie Wilkerson, 2001 (61 games)

#### **BASE ON BALLS PER GAME**

0.89 - Sam Lenahan, 2013 (51 in 57 games)

#### **STOLEN BASES**

61 - Chelsea Bramlett, 2010 (55 games)

#### **STOLEN BASES PER GAME**

1.11 - Chelsea Bramlett, 2010 (61 in 55 games)

#### **STOLEN BASE PERCENTAGE (MIN. 20 ATT)**

0.97 - Iyhia McMichael, 2003 (36 of 37 in 64 games)

#### **HIT BY PITCH**

22 - Brittany Bell, 2012 (57 games)

### PITCHING

#### **APPEARANCES**

53 - Kasey Whitehead, 2002

#### **GAMES STARTED**

38 - Autumn Anderson, 1999

#### **COMPLETE GAMES**

25 - Autumn Anderson, 1998 (38 games started)

25 - Jennifer Pursell, 2000 (35 games started)

#### **INNINGS PITCHED**

275.2 - Autumn Anderson, 1998 (50 appearances)

#### **VICTORIES**

26 - Autumn Anderson, 1998 (13 losses)

26 - Jennifer Pursell, 2000 (16 losses)

#### **WINNING PERCENTAGE**

.900 - Kellie Wilkerson, 2001 (9-1)

#### **SAVES**

14 - Kellie Wilkerson, 2002 (41 appearances)

#### **EARNED RUN AVERAGE**

0.79 - Kim Davis, 1986 (11 ER in 97.2 IP)

#### **SHUTOUTS**

8 - Autumn Anderson, 1998 (26 victories)

#### **STRIKEOUTS**

250 - Alison Owen, 2013 (198.2 IP)

#### **STRIKEOUTS PER 7 INNINGS**

8.83 - Alison Owen, 2013 (250 in 198.2 IP)

### FIELDING

#### **TOTAL CHANCES**

511 - Kellie Wilkerson, 2002 (66 games)

#### **PUTOUTS**

477 - Sammie Jo Bailey, 2007 (62 games)

#### **ASSISTS**

193 - Courtney Bures, 2007 (62 games)

#### **ERRORS**

24 - Courtney Bures, 2007 (62 games)

#### **FIELDING DOUBLE PLAYS**

21 - Cheri Smith, 2000 (56 games)

21 - Sammie Jo Bailey, 2007 (62 games)

### MISCELLANEOUS

#### **CONSECUTIVE GAMES HITTING STREAK**

25 - Iyhia McMichael, March 8 - April 9, 2003

#### **CONSECUTIVE VICTORIES**

10 - Michelle Gates, Feb. 26 - March 28, 1997

#### **GAME-WINNING RUNS BATTED IN**

12 - Kellie Wilkerson, 1999 (67 games)

12 - Jennifer Waterman, 2004 (65 games)

#### **GAME-WINNING RUNS SCORED**

22 - Keri McCallum, 2000 (71 games)

# SCHOOL RECORDS



## CAREER

### BATTING

#### BATTING AVERAGE

.461 - Chelsea Bramlett, 2007-10 (233 games)

#### AT-BATS

818 - Keri McCallum, 1997-2000 (247 games)

#### RUNS

219 - Chelsea Bramlett, 2007-10 (233 games)

#### RUNS PER GAME

0.94 - Chelsea Bramlett, 2007-10 (219 in 233 games)

#### HITS

359 - Chelsea Bramlett, 2007-10 (233 games)

#### DOUBLES

61 - Kellie Wilkerson, 1999-2002 (262 games)

#### DOUBLES PER GAME

0.23 - Kellie Wilkerson, 1999-2002 (61 in 262 games)

#### TRIPLES

38 - Keri McCallum, 1997-2000 (247 games)

#### TRIPLES PER GAME

0.15 - Keri McCallum, 1997-2000 (38 in 247 games)

#### HOME RUNS

44 - Kellie Wilkerson, 1999-2002 (262 games)

#### HOME RUNS PER GAME

0.17 - Kellie Wilkerson, 1999-2002 (44 in 262 games)

#### GRAND SLAMS

2 - Ka'ili Smith, 2009-12  
2 - Brittany Bell, 2008-12  
2 - Jessie Bailey, 2007-10  
2 - Iyhia McMichael, 2001-04  
2 - Kasey Whitehead, 2000-02

#### TOTAL BASES

529 - Kellie Wilkerson, 1999-2002 (262 games)

#### SLUGGING PERCENTAGE

.713 - Kellie Wilkerson, 1999-2002 (529 TB in 742 AB)

#### RUNS BATTED IN

193 - Courtney Bures, 2005-08 (251 games)

#### RUNS BATTED IN PER GAME

0.77 - Courtney Bures, 2005-08 (193 in 251 games)

#### BASES ON BALLS

177 - Kellie Wilkerson, 1999-2002 (262 games)

#### INTENTIONAL BASES ON BALLS

34 - Kellie Wilkerson, 1999-2002 (262 games)

#### BASES ON BALLS PER GAME

0.68 - Kellie Wilkerson, 1999-2002 (177 in 262 games)

#### STOLEN BASES

207 - Chelsea Bramlett, 2007-10 (233 games)

#### STOLEN BASES PER GAME

0.89 - Chelsea Bramlett, 2007-10 (233 games)

#### STOLEN BASE PERCENTAGE (MIN. 30 ATT)

0.92 - Chelsea Bramlett, 2007-10 (207 of 224 in 233 games)

#### HIT BY PITCH

52 - Brittany Bell, 2008-12 (230 games)

### PITCHING

#### APPEARANCES

135 - Stephanie Becker, 2010-13

#### GAMES STARTED

103 - Melissa Massey, 2002-05

#### COMPLETE GAMES

45 - Melissa Massey, 2002-05 (103 games started)

#### INNINGS PITCHED

580.2 - Melissa Massey, 2002-05 (131 appearances)

#### VICTORIES

55 - Melissa Massey, 2002-04 (41 losses)

#### WINNING PERCENTAGE

.757 - Kim Davis, 1985-86 (28-9)

#### SAVES

32 - Kellie Wilkerson, 1999-2002 (105 appearances)

#### EARNED RUN AVERAGE

1.26 - Kim Davis, 1985-86 (43 ER in 239.0 IP)

#### SHUTOUTS

14 - Kelli Miller (2004-07); Melissa Massey (2002-05)

#### CONSECUTIVE SHUTOUTS

3 - Autumn Anderson, May 9-10, 1998

#### STRIKEOUTS

451 - Stephanie Becker, 2010-13 (511.1 IP)

#### STRIKEOUT RATIO (K PER 7 IP)

6.50 - Ragan Blake, 2005-06 (259.2 IP)

### FIELDING

#### TOTAL CHANCES

1,687 - Cheri Smith, 1998-2001 (239 games)

#### PUTOUTS

1,430 - Cheri Smith, 1998-2001 (239 games)

#### ASSISTS

617 - Courtney Bures, 2005-08 (251 games)

#### ERRORS

66 - Karrie Rider, 1997-2000 (248 games)

#### FIELDING DOUBLE PLAYS

53 - Sammie Jo Bailey, 2006-09 (229 games)

### MISCELLANEOUS

#### GAMES PLAYED

262 - Kellie Wilkerson, 1999-2002

#### CONSECUTIVE SUCCESSFUL STOLEN BASES

63 - Chelsea Bramlett, Apr. 22, 2009 - Apr. 18, 2010

#### CONSECUTIVE SCORELESS INNINGS

29.0 - Autumn Anderson, May 8-10, 1998

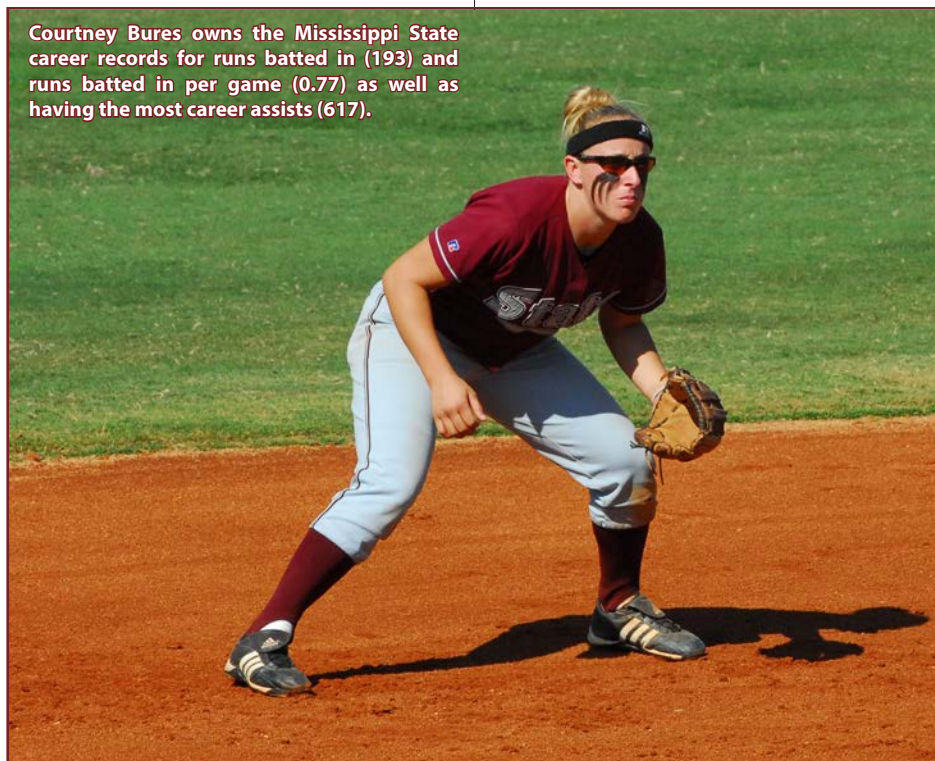
#### GAME-WINNING RUNS BATTED IN

28 - Kellie Wilkerson, 1999-02 (262 games)  
28 - Iyhia McMichael, 2001-04 (258 games)

#### GAME-WINNING RUNS SCORED

50 - Keri McCallum, 1997-2000 (247 games)

Courtney Bures owns the Mississippi State career records for runs batted in (193) and runs batted in per game (0.77) as well as having the most career assists (617).







## BATTING

### AT-BATS

No.	Player vs. Opponent.....	Date
1. 6	Briana Bell vs. LSU .....	March 8, 2013
6	<b>Logan Foulks vs. LSU .....</b>	<b>March 8, 2013</b>
6	<b>Sam Lenahan vs. LSU .....</b>	<b>March 8, 2013</b>
6	<b>Heidi Shape vs. LSU .....</b>	<b>March 8, 2013</b>
6	Blaire Brown vs. Texas.....	March 1, 2002
6	Kate Jaspers vs. Texas.....	March 1, 2002
6	Krystal Tillman vs. Texas.....	March 1, 2002
6	Kasey Whitehead vs. Texas.....	March 1, 2002
6	Kellie Wilkerson vs. Texas.....	March 1, 2002
6	Jennifer Nelson at LSU .....	March 19, 2002
6	Ilyhia McMichael at LSU .....	March 19, 2002
6	Ariana Benardo vs. Alabama State.....	March 1, 1997
6	Jenny Hehnke vs. Alabama State.....	March 1, 1997
6	Nichole Henry vs. Alabama State.....	March 1, 1997
6	Michelle Gates at Kentucky.....	April 11, 1997
6	Nichole Henry at Kentucky.....	April 11, 1997
6	Karrie Rider at Kentucky.....	April 11, 1997

### RUNS

No.	Player vs. Opponent.....	Date
1. 5	Michelle Gates vs. Alabama State.....	March 1, 1997
2. 4	Hayle Guess vs. Charleston Southern.....	March 7, 2008
4	Courtney Bures vs. Seton Hall.....	Feb. 23, 2007
4	Ilyhia McMichael vs. Bradley.....	Feb. 6, 2004
4	Ilyhia McMichael vs. Samford.....	Feb. 16, 2003
4	Keri McCallum vs. Tennessee.....	April 14, 2000
4	Nichole Henry vs. Alabama State.....	March 1, 1997
4	Kendell Kimbrough vs. Alabama State.....	March 1, 1997
4	Jenny Hehnke vs. Tulsa.....	Feb. 23, 1997
10. 3	96 times	

### HITS

No.	Player vs. Opponent.....	Date
1. 5	Shawna Feldt at Georgia.....	March 22, 1998
2. 4	29 times	

### DOUBLES

No.	Player vs. Opponent.....	Date
1. 3	Jenny Hehnke vs. Tulsa.....	Feb. 23, 1997
2. 2	63 times	

### TRIPLES

No.	Player vs. Opponent.....	Date
1. 3	Hayle Guess vs. Ole Miss.....	April 7, 2007
2. 2	<b>Ashley Phillips vs. Columbia .....</b>	<b>March 3, 2012</b>
2	Courtney Bures vs. Long Beach State.....	March 11, 2006
2	Ilyhia McMichael vs. Mississippi Valley State.....	Feb. 21, 2004
2	Blaire Brown vs. Alabama A&M.....	Feb. 20, 2004
2	Brandi Watkins vs. Alabama A&M.....	Feb. 20, 2004
2	Ilyhia McMichael vs. Samford.....	Feb. 16, 2003
2	Keri McCallum vs. Belmont.....	Feb. 19, 2000
2	Keri McCallum vs. South Carolina.....	March 22, 1997

### HOME RUNS

No.	Player vs. Opponent.....	Date
1. 2	Jessica Cooley at Samford .....	April 16, 2013
2	<b>Logan Foulks vs. Auburn .....</b>	<b>March 29, 2013</b>
2	Briana Bell at Charleston Southern.....	March 15, 2013
2	<b>Logan Foulks vs. Fordham .....</b>	<b>March 2, 2013</b>
2	Jessica Cooley vs. Memphis.....	April 24, 2012
2	Jessica Cooley vs. Jackson State.....	April 10, 2012
2	Jessica Cooley at Arkansas.....	April 7, 2012
2	Jessica Cooley vs. Columbia.....	March 3, 2012
2	Brittany Bell at Samford.....	Feb. 14, 2012
2	Katie Cooley at Southern Miss.....	April 24, 2007
2	Hayle Guess vs. Jacksonville.....	Feb. 10, 2006
2	Courtney Bures vs. Mississippi Valley State.....	Feb. 6, 2005
2	Jennifer Waterman at Kentucky.....	March 27, 2004
2	Jennifer Waterman vs. Villanova.....	Feb. 28, 2004
2	Ilyhia McMichael at Ole Miss.....	April 10, 2003
2	Kellie Wilkerson vs. North Carolina.....	March 8, 2002
2	Kellie Wilkerson at Ole Miss.....	March 27, 2001
2	Kellie Wilkerson vs. Northwestern State.....	Feb. 18, 2000
2	Kellie Wilkerson at Alabama.....	April 23, 1999
2	Kellie Wilkerson vs. Jacksonville State.....	March 12, 1999
2	Michelle Gates vs. Evansville.....	Feb. 28, 1998
2	Michelle Gates at Alabama State.....	March 1, 1997

### RUNS BATTED IN

No.	Player vs. Opponent.....	Date
1. 7	Hayle Guess vs. Pacific.....	May 18, 2007
7	Ilyhia McMichael vs. Samford.....	Feb. 16, 2003
3. 6	Jessica Cooley at Samford .....	April 16, 2013
6	Kate Jaspers vs. Bradley.....	Feb. 6, 2004
6	Michelle Gates vs. Alabama State.....	March 1, 1997
6. 5	<b>Logan Foulks vs. Auburn .....</b>	<b>March 29, 2013</b>
5	Briana Bell at Charleston Southern.....	March 15, 2013

# SINGLE-GAME RECORDS

5	<b>Logan Foulks at College of Charleston.....</b>	<b>March 15, 2013</b>
5	Jessica Cooley vs. Samford.....	March 4, 2012
5	Jessica Cooley at Jackson State.....	Feb. 29, 2012
5	Ka'ili Smith vs. Georgetown.....	March 13, 2010
5	Ka'ili Smith vs. Oregon State.....	Feb. 20, 2010
5	Jessie Spain vs. Louisiana-Monroe.....	Feb. 8, 2009
5	Katie Cooley at Southern Miss.....	April 24, 2007
5	Courtney Bures vs. Purdue.....	Feb. 11, 2007
5	Jennifer Waterman at Kentucky.....	March 27, 2004
5	Tanelda McDonald vs. Jackson State.....	Feb. 8, 2004
5	Krystal Tillman at Tennessee.....	March 31, 2001
5	Kellie Wilkerson vs. Auburn.....	May 8, 1999
5	Kendell Kimbrough vs. Alabama State.....	March 1, 1997
5	Keri McCallum vs. Tennessee State.....	March 1, 1997

### TOTAL BASES

No.	Player vs. Opponent.....	Date
1. 10	Jessica Cooley vs. Jackson State.....	April 10, 2012
10	Ilyhia McMichael vs. Samford.....	Feb. 16, 2003
3. 9	Jessica Cooley at Samford.....	April 16, 2013
9	<b>Logan Foulks vs. Auburn .....</b>	<b>March 29, 2013</b>
9	<b>Logan Foulks vs. Fordham .....</b>	<b>March 2, 2013</b>
9	Jessica Cooley vs. Columbia.....	March 3, 2012
9	Katie Cooley at Southern Miss.....	April 24, 2007
9	Hayle Guess vs. Ole Miss.....	April 7, 2007
9	Hayle Guess vs. Jacksonville.....	Feb. 10, 2006
9	Kellie Wilkerson vs. Northwestern State.....	Feb. 18, 2000
9	Michelle Gates vs. Evansville.....	Feb. 28, 1998
9	Michelle Gates vs. Alabama State.....	March 1, 1997

### BASES ON BALLS

No.	Player vs. Opponent.....	Date
1. 4	Katie Cooley vs. LSU.....	March 30, 2005
2. 3	41 times	

### STOLEN BASES

No.	Player vs. Opponent.....	Date
1. 5	Chelsea Bramlett vs. Louisiana-Monroe.....	Feb. 8, 2009
2. 4	Chelsea Bramlett vs. East Tennessee State.....	March 13, 2010
4	Chelsea Bramlett vs. Troy.....	March 5, 2010
4	Chelsea Bramlett at Mississippi Valley State.....	Feb. 25, 2009
4	Chelsea Bramlett vs. South Carolina.....	April 1, 2007
6. 3	18 times	

## PITCHING

### INNINGS

No.	Player vs. Opponent.....	Date
1. 14.0	<b>Alison Owen vs. LSU .....</b>	<b>March 8, 2013</b>
2. 10.0	Lindsey Dunlap vs. Auburn.....	April 22, 2009
10.0	Lindsey Dunlap at Georgia.....	April 15, 2009
10.0	Jennifer Pursell vs. LSU.....	April 7, 2000
10.0	Autumn Anderson vs. Samford.....	April 21, 1998
10.0	Autumn Anderson vs. Missouri.....	Feb. 21, 1998
10.0	Alicia Judd vs. Louisiana Tech.....	April 25, 1997
10.0	Michelle Gates vs. Georgia.....	March 26, 1997
9. 9.0	Jennifer Pursell vs. Stanford.....	March 5, 2000
9.0	Autumn Anderson vs. LSU.....	May 15, 1999
9.0	Autumn Anderson vs. Florida.....	April 30, 1999
9.0	Autumn Anderson at Arkansas.....	March 28, 1998

### STRIKES

No.	Player vs. Opponent.....	Date
1. 16	<b>Alison Owen vs. SIU-Edwardsville ...</b>	<b>Feb. 24, 2013</b>
2. 15	<b>Alison Owen vs. Wichita State.....</b>	<b>Feb. 23, 2013</b>
3. 14	<b>Alison Owen vs. Lipscomb.....</b>	<b>Feb. 17, 2013</b>
14	Autumn Anderson vs. Siena.....	March 14, 1998
14	Autumn Anderson vs. Jacksonville State.....	Feb. 20, 1998
6. 13	<b>Alison Owen vs. Mississippi Valley State.....</b>	<b>May 18, 2013</b>
13	Stephanie Becker vs. Mississippi Valley State.....	April 24, 2013
13	Stephanie Becker vs. SE Missouri State.....	Feb. 24, 2013
13	Autumn Anderson vs. Samford.....	April 21, 1998
10. 12	Ragan Blake vs. East Tennessee State.....	Feb. 19, 2006
12	Stephanie Comeaux at UAB.....	March 8, 2005
12	Ragan Blake vs. Mississippi Valley State.....	March 21, 2006
12	Ragan Blake vs. Mercer.....	March 11, 2006
12	Ragan Blake vs. Samford.....	March 1, 2006

## FIELDING

### PUTOUTS

No.	Player vs. Opponent.....	Date
1. 20	<b>Logan Foulks vs. Lipscomb .....</b>	<b>Feb. 17, 2013</b>
2. 18	Kate Jaspers vs. Georgia Tech.....	May 8, 2004
3. 17	Sammie Jo Bailey vs. Nebraska.....	Feb. 24, 2007
4. 16	<b>Sam Lenahan at Jacksonville State.....</b>	<b>March 12, 2013</b>
16	<b>Sam Lenahan vs. Wichita State.....</b>	<b>Feb. 23, 2013</b>
16	Katie Johnson vs. North Carolina State.....	Feb. 5, 2005
16	Cheri Smith vs. Missouri.....	Feb. 21, 1998
8. 15	<b>Sam Lenahan vs. Auburn .....</b>	<b>March 29, 2013</b>
15	<b>Logan Foulks vs. SIU-Edwardsville ..</b>	<b>Feb. 24, 2013</b>
15	Kate Jaspers vs. California.....	May 21, 2004

15	Kate Jaspers vs. Ole Miss.....	April 20, 2004
15	Kate Jaspers vs. Temple.....	March 10, 2001
15	Cheri Smith vs. Tennessee.....	April 14, 2000
15	Cheri Smith vs. Boston University.....	March 11, 2000
15	Cheri Smith vs. Siena.....	March 14, 1998
15	Nichole Henry vs. Siena.....	March 14, 1998
15	Nichole Henry at Ole Miss.....	April 30, 1997
15	Nichole Henry vs. Louisiana-Monroe.....	April 23, 1997

### ASSISTS

No.	Player vs. Opponent.....	Date
1. 9	Karrie Rider at Alabama.....	April 24, 1999
2. 8	Courtney Bures vs. Auburn.....	March 24, 2007
8	Callye Williams vs. Auburn.....	April 3, 2004
8	Kasey Whitehead vs. Georgia Tech.....	April 19, 2001
8	Ilyhia McMichael vs. Michigan State.....	March 9, 2001
8	Jennifer Jessup vs. Tennessee Tech.....	Feb. 18, 2001
8	Karrie Rider at Auburn.....	April 30, 2000
8	Michelle Gates vs. Utah.....	Feb. 12, 2000
8	Karrie Rider at Ole Miss.....	April 30, 1997
10. 7	13 times	

### ERRORS

No.	Player vs. Opponent.....	Date
1. 4	Jenny Hehnke vs. Arkansas.....	March 29, 1997
2. 3	Erin Nesbit vs. Syracuse.....	March 3, 2013
3	Courtney Bures vs. Utah State.....	Feb. 17, 2007
3	Tanelda McDonald vs. California.....	Feb. 25, 2005
3	Hayle Guess vs. UC-Santa Barbara.....	Feb. 14, 2004
3	Callye Williams at Ole Miss.....	April 10, 2003
3	Callye Williams at South Carolina.....	March 8, 2003
3	Faith Robinson at Arkansas.....	April 28, 2002
3	Michelle Gates vs. Utah State.....	Feb. 13, 2000

## MISCELLANEOUS

### CONSECUTIVE GAMES HITTING STREAK

No.	Player .....	Dates
1. 25	Ilyhia McMichael.....	March 8 - April 9, 2003
2. 24	Kellie Wilkerson.....	Feb. 6 - March 12, 1999
3. 22	Chelsea Bramlett.....	Feb. 14 - March 13, 2010
4. 20	Jennifer Nelson.....	March 22 - April 18, 2003
20	Keri McCallum.....	April 17 - May 8, 1999
6. 19	Keri McCallum.....	March 11 - April 1, 2000
19	Keri McCallum.....	May 3, 1997 - March 11, 1998
8. 18	Kellie Wilkerson.....	April 17 - May 8, 1999
9. 17	Ilyhia McMichael.....	April 3 - May 8, 2004
10. 16	Chelsea Bramlett.....	Feb. 15 - March 15, 2009
16	Nakita Boyce.....	Feb. 24 - March 17, 2007
16	Keri McCallum.....	March 14 - April 8, 1998
16	Jenny Hehnke.....	March 28 - April 11, 1997

### CONSECUTIVE SUCCESSFUL STOLEN BASES

No.	Player .....	Dates
1. 63	Chelsea Bramlett.....	April 22, 2009 - April 18, 2010
2. 40	Ilyhia McMichael.....	April 13, 2002 - April 26, 2003
3. 38	Chelsea Bramlett.....	Feb. 16, 2007 - April 24, 2004
4. 29	Hayle Guess.....	Feb. 6, 2004 - March 1, 2006
5. 26	Chelsea Bramlett.....	Feb. 8 - March 21, 2008
6. 24	<b>Jessica Offutt.....</b>	<b>Feb. 25, 2011 - Feb. 9, 2013</b>
7. 22	Ilyhia McMichael.....	April 12, 2001 - March 8, 2002
8. 21	Courtney Bures.....	March 21, 2006 - April 28, 2007
9. 20	<b>Heidi Shape .....</b>	<b>Feb. 12, 2011 - Present</b>
10. 19	Michelle Gates.....	Feb. 15 - March 27, 1998

### CONSECUTIVE VICTORIES

No.	Player .....	Dates
1. 10	Stephanie Comeaux.....	Feb. 10 - March 5, 2006
10	Michelle Gates.....	Feb. 26 - March 28, 1997
3. 9	<b>Alison Owen .....</b>	<b>Feb. 9 - March 6, 2013</b>
9	Melissa Massey.....	Feb. 9 - March 8, 2003
5. 8	Ragan Blake.....	Feb. 10 - March 1, 2006
8	Melissa Massey.....	April 3 - May 8, 2004
8	Kellie Wilkerson.....	Feb. 18 - April 19, 2001
8	Autumn Anderson.....	Feb. 12 - March 6, 1999
9. 7	Kelsey Nurnberg.....	Feb. 8-23, 2008
7	Kasey Whitehead.....	March 24 - April 11, 2002
7	Jennifer Pursell.....	Feb. 13 - March 4, 2000

### CONSECUTIVE SCORELESS INNINGS PITCHED

No.	Player .....	Dates
1. 29.0	Autumn Anderson.....	May 8-10, 1998
2. 26.1	Kellie Wilkerson.....	Feb. 6 - March 27, 2001
3. 25.0	Jennifer Pursell.....	April 22 - May 11, 2001
4. 24.1	Kelli Miller.....	Feb. 9-16, 2007
5. 23.1	<b>Alison Owen .....</b>	<b>Feb. 17 - March 1, 2013</b>
6. 21.2	Kelsey Nurnberg.....	Feb. 8-10, 2008
7. 21.1	Autumn Anderson.....	March 24-27, 1998
21.1	Autumn Anderson.....	Feb. 21-28, 1998
9. 21.0	Autumn Anderson.....	March 28 - April 3, 1998
10. 19.1	Misty Flesher.....	Feb. 8-16, 2008
19.1	Jenny Hehnke.....	Feb. 23 - March 14, 1997



# SINGLE-SEASON RECORDS



## BATTING

### AT-BATS

Player	Year	Cl.	G	AB
1. Keri McCallum	2000	Sr.	71	243
2. Keri McCallum	1999	Jr.	67	235
3. Karrie Rider	2000	Sr.	71	216
4. Chelsea Bramlett	2007	Fr.	62	215
5. Michelle Gates	2000	Sr.	69	211
6. Jenny Hehnke	2000	Sr.	69	210
7. Courtney Bures	2005	Fr.	66	209
8. Jennifer Nelson	2003	Sr.	64	208
9. Iyhia McMichael	2002	So.	67	207
10. Jenny Hehnke	1999	Jr.	67	206

### BATTING AVERAGE (Minimum 150 AB)

Player	Year	Cl.	G	AB	Hits	Avg.
1. Chelsea Bramlett	2010	Sr.	55	183	98	.536
2. Chelsea Bramlett	2009	Jr.	56	181	88	.486
3. Iyhia McMichael	2004	Sr.	65	183	87	.475
4. Chelsea Bramlett	2008	So.	60	200	90	.450
5. Kellie Wilkerson	1999	Fr.	67	203	90	.443
6. Kellie Wilkerson	2000	So.	68	181	78	.431
7. Keri McCallum	1997	Fr.	54	157	67	.427
8. Kellie Wilkerson	2002	Sr.	66	191	80	.419
9. Kellie Wilkerson	2001	Jr.	61	167	70	.419
10. Keri McCallum	2000	Sr.	71	243	100	.412

### RUNS

Player	Year	Cl.	G	R
1. Iyhia McMichael	2004	Sr.	65	83
2. Keri McCallum	2000	Sr.	71	64
3. Iyhia McMichael	2003	Jr.	64	63
4. Keri McCallum	1999	Jr.	67	57
5. Chelsea Bramlett	2010	Sr.	55	56
6. Chelsea Bramlett	2007	Fr.	62	56
7. Chelsea Bramlett	2009	Jr.	56	55
8. Kellie Wilkerson	2001	Jr.	61	55
9. Chelsea Bramlett	2008	So.	60	52
10. Kellie Wilkerson	2002	Sr.	66	51

### RUNS PER GAME (Minimum 30 Runs)

Player	Year	Cl.	G	R	Avg.
1. Iyhia McMichael	2004	Sr.	65	83	1.28
2. Chelsea Bramlett	2010	Sr.	55	56	1.02
3. Chelsea Bramlett	2009	Jr.	56	55	0.98
4. Iyhia McMichael	2003	Jr.	64	63	0.98
5. Melanie Morgan	1985	Jr.	38	36	0.95
6. Chelsea Bramlett	2007	Fr.	62	56	0.90
7. Kellie Wilkerson	2001	Jr.	61	55	0.90
8. Keri McCallum	2000	Sr.	71	64	0.90
9. Meg Hartnett	1985	Jr.	40	35	0.88
10. Chelsea Bramlett	2008	So.	60	52	0.87

### HITS

Player	Year	Cl.	G	Hits
1. Keri McCallum	2000	Sr.	71	100
2. Chelsea Bramlett	2010	Sr.	55	98
3. Chelsea Bramlett	2008	So.	60	90
4. Kellie Wilkerson	1999	Fr.	67	90
5. Chelsea Bramlett	2009	Jr.	56	88
6. Keri McCallum	1999	Jr.	67	88
7. Iyhia McMichael	2004	Sr.	65	87
8. Chelsea Bramlett	2007	Fr.	62	83
9. Courtney Bures	2005	Fr.	66	81
10. Kellie Wilkerson	2002	Sr.	66	80

### HITS PER GAME (Minimum 65 Hits)

Player	Year	Cl.	G	Hits	Avg.
1. Chelsea Bramlett	2010	Sr.	55	98	1.78
2. Chelsea Bramlett	2009	Jr.	56	88	1.57
3. Chelsea Bramlett	2008	So.	60	90	1.50
4. Keri McCallum	2000	Sr.	71	100	1.41
5. Chelsea Bramlett	2007	Fr.	62	83	1.34
6. Iyhia McMichael	2004	Sr.	65	87	1.34
7. Kellie Wilkerson	1999	Fr.	67	90	1.34
8. Keri McCallum	1999	Jr.	67	88	1.31
9. Jenny Hehnke	1997	Fr.	56	71	1.27
10. Courtney Bures	2005	Fr.	66	81	1.23
Michelle Gates	1998	So.	57	70	1.23

### DOUBLES

Player	Year	Cl.	G	2B
1. Keri McCallum	1999	Jr.	67	22
2. Jennifer Waterman	2003	Jr.	52	18
3. Kellie Wilkerson	2002	Sr.	66	18
4. Kellie Wilkerson	1999	Fr.	67	17
5. Courtney Bures	2005	Fr.	66	16
6. Iyhia McMichael	2004	Sr.	65	16
7. Michelle Gates	1997	Fr.	56	16
8. Iyhia McMichael	2002	So.	67	15
9. Michelle Gates	1999	Jr.	65	15
10. Michelle Gates	1998	So.	57	15

### DOUBLES PER GAME (Minimum 11 Doubles)

Player	Year	Cl.	G	2B	Avg.
1. Jennifer Waterman	2003	Jr.	52	18	0.35
2. Keri McCallum	1999	Jr.	67	22	0.33
3. Michelle Gates	1997	Fr.	56	16	0.29
4. Kellie Wilkerson	2002	Sr.	66	18	0.27
5. Michelle Gates	1998	So.	57	15	0.26
6. Iyhia McMichael	2004	Sr.	65	16	0.25
7. Kellie Wilkerson	1999	Fr.	67	17	0.25
8. Jenny Hehnke	1997	Fr.	56	14	0.25
9. Courtney Bures	2005	Fr.	66	16	0.24
10. Michelle Gates	1999	Jr.	65	15	0.23

### TRIPLES

Player	Year	Cl.	G	3B
1. Keri McCallum	2000	Sr.	71	11
2. Keri McCallum	1997	Fr.	54	11
3. Iyhia McMichael	2004	Sr.	65	10
4. Keri McCallum	1999	Jr.	67	10
5. Michelle Gates	1998	So.	57	10
6. Iyhia McMichael	2002	So.	67	8
7. Jennifer Nelson	2003	Sr.	64	7
8. Melanie Morgan	1985	Jr.	38	7
9. Chelsea Bramlett	2010	Sr.	55	6
10. Nakita Boyce	2007	Jr.	61	6
Courtney Bures	2006	So.	61	6
Kate Jaspers	2003	Jr.	63	6
Keri McCallum	1998	So.	55	6

### TRIPLES PER GAME (Minimum 5 Triples)

Player	Year	Cl.	G	3B	Avg.
1. Keri McCallum	1997	Fr.	54	11	0.20
2. Michelle Gates	1998	So.	57	10	0.18
3. Melanie Morgan	1985	Jr.	38	7	0.18
4. Iyhia McMichael	2004	Sr.	65	10	0.15
5. Keri McCallum	2000	Sr.	71	11	0.15
6. Keri McCallum	1999	Jr.	67	10	0.15
7. Meg Hartnett	1985	Jr.	40	5	0.13
8. Iyhia McMichael	2002	So.	67	8	0.12
9. Chelsea Bramlett	2010	Sr.	55	6	0.11
10. Jennifer Nelson	2003	Sr.	64	7	0.11
Keri McCallum	1998	So.	55	6	0.11

### HOME RUNS

Player	Year	Cl.	G	HR
1. Iyhia McMichael	2003	Jr.	64	18
2. Courtney Bures	2005	Fr.	66	17
3. Jessica Cooley	2012	Jr.	57	15
4. Kellie Wilkerson	2001	Jr.	61	14
5. Logan Foulks	2013	Jr.	57	13
6. Kellie Wilkerson	1999	Fr.	67	13
7. Jessica Cooley	2013	Sr.	57	10
8. Sam Lenahan	2013	Jr.	57	10
9. Ka'ili Smith	2010	So.	55	10
10. Iyhia McMichael	2004	Sr.	65	10

### HOME RUNS PER GAME (Minimum 5 HR)

Player	Year	Cl.	G	HR	Avg.
1. Iyhia McMichael	2003	Jr.	64	18	0.28
2. Jessica Cooley	2012	Jr.	57	15	0.26
3. Courtney Bures	2005	Fr.	66	17	0.26
4. Logan Foulks	2013	Jr.	57	13	0.23
5. Kellie Wilkerson	2001	Jr.	61	14	0.23
6. Melanie Morgan	1986	Sr.	38	8	0.21
7. Kellie Wilkerson	1999	Fr.	67	13	0.19
8. Jessica Cooley	2013	Sr.	57	10	0.18
9. Sam Lenahan	2013	Jr.	57	10	0.18
10. Ka'ili Smith	2010	So.	55	10	0.18

### TOTAL BASES

Player	Year	Cl.	H	2B	3B	HR	TB
1. Courtney Bures	2005	Fr.	81	16	5	17	158
2. Iyhia McMichael	2004	Sr.	87	16	10	10	153
3. Kellie Wilkerson	1999	Fr.	90	17	3	13	152
4. Iyhia McMichael	2003	Jr.	75	10	5	18	149
5. Keri McCallum	2000	Sr.	100	11	11	4	145
6. Keri McCallum	1999	Jr.	88	22	10	0	130
7. Kellie Wilkerson	2002	Sr.	80	18	2	9	129
8. Kellie Wilkerson	2001	Jr.	70	12	2	14	128
9. Michelle Gates	1998	So.	70	15	10	6	123
10. Kellie Wilkerson	2000	Sr.	78	14	2	8	120

### SLUGGING PERCENTAGE (Minimum 70 AB)

Player	Year	Cl.	G	AB	TB	Pct.
1. Iyhia McMichael	2004	Sr.	65	183	153	.836
2. Iyhia McMichael	2003	Jr.	64	186	149	.801
3. Kellie Wilkerson	2001	Jr.	61	167	128	.766
4. Courtney Bures	2005	Fr.	66	209	158	.756
5. Kellie Wilkerson	1999	Fr.	67	203	152	.749
6. Kellie Wilkerson	2002	Sr.	66	191	129	.675
7. Michelle Gates	1998	So.	57	184	123	.668
8. Kellie Wilkerson	2000	So.	68	181	120	.663
9. Brittany Bell	2012	Sr.	57	152	99	.651
10. Sam Lenahan	2013	Jr.	57	148	92	.622

### RUNS BATTED IN

Player	Year	Cl.	G	RBI
1. Kellie Wilkerson	1999	Fr.	67	65
2. Iyhia McMichael	2003	Jr.	64	63
3. Courtney Bures	2007	Jr.	61	56
4. Jennifer Waterman	2004	Sr.	64	55
5. Courtney Bures	2005	Fr.	66	54
6. Ka'ili Smith	2010	So.	55	50
7. Iyhia McMichael	2002	So.	71	48
8. Michelle Gates	1997	Fr.	56	48
9. Kate Jaspers	2004	Sr.	63	47
10. Courtney Bures	2008	Sr.	63	46

### RUNS BATTED IN PER GAME (Minimum 30 RBI)

Player	Year	Cl.	G	RBI	Avg.
1. Iyhia McMichael	2003	Jr.	64	63	0.98
2. Kellie Wilkerson	1999	Fr.	67	65	0.97
3. Courtney Bures	2007	Jr.	61	56	0.92
4. Ka'ili Smith	2010	So.	55	50	0.91
5. Jennifer Waterman	2004	Sr.	64	55	0.86
6. Michelle Gates	1997	Fr.	56	48	0.86
7. Meg Hartnett	1985	Jr.	40	34	0.85
8. Courtney Bures	2005	Fr.	66	54	0.82
9. Kate Jaspers	2004	Sr.	63	47	0.75
10. Courtney Bures	2008	Sr.	63	46	0.73

### STOLEN BASES

Player	Year	Cl.	G	SB
1. Chelsea Bramlett	2010	Sr.	55	61
2. Chelsea Bramlett	2009	Jr.	56	54
3. Chelsea Bramlett	2008	So.	60	46
4. Chelsea Bramlett	2007	Fr.	62	46
5. Iyhia McMichael	2004	Sr.	65	41
6. Iyhia McMichael	2003	Jr.	64	36
7. Iyhia McMichael	2002	So.	67	36
8. Kellie Wilkerson	2001	Jr.	61	35
9. Keri McCallum	2000	Sr.	71	31
10. Michelle Gates	1998	So.	57	30

### STOLEN BASES PER GAME (Minimum 15 SB)

Player	Year	Cl.	G	SB	Avg.
1. Chelsea Bramlett	2010	Sr.	55	61	1.11
2. Chelsea Bramlett	2009	Jr.	56	54	0.96
3. Chelsea Bramlett	2008	So.	60	46	0.77
4. Chelsea Bramlett	2007	Fr.	62	46	0.74
5. Iyhia McMichael	2004	Sr.	65	41	0.63
6. Kellie Wilkerson	2001	Jr.	61	35	0.57
7. Iyhia McMichael	2003	Jr.	64	36	0.56
8. Iyhia McMichael	2002	So.	67	36	0.54
9. Michelle Gates	1998	So.	57	30	0.53
10. Keri McCallum	1997	Fr.	54	27	0.50

### STOLEN BASE PERCENTAGE (Minimum 15 SBA)

Player	Year	Cl.	G	SB	SBA	Pct.
1. Jessica Offutt	2012	So.	57	17	17	1.000
2. Iyhia McMichael	2003	Jr.	64	36	37	0.97
3. Nakita Boyce	2008	Sr.	63	22	23	0.96
4. Chelsea Bramlett	2010	Sr.	55	61	64	0.95
5. Loryn Nichols	2013	Fr.	52	23	25	0.92
6. Chelsea Bramlett	2008	So.	60	46	50	0.92



# SINGLE-SEASON RECORDS

## BATTING (CONTINUED)

### INTENTIONAL BASES ON BALLS

Player	Year	Cl.	G	IBB
1. Kellie Wilkerson	2001	Jr.	61	13
2. Kellie Wilkerson	1999	Fr.	67	9
3. Iyhia McMichael	2003	Jr.	64	7
Kellie Wilkerson	2000	So.	68	7
5. Courtney Bures	2008	Sr.	63	6
6. Kellie Wilkerson	2002	Sr.	66	5
7. Chelsea Bramlett	2010	Sr.	55	4
Michelle Gates	1998	So.	58	4
9. Chelsea Bramlett	2009	Jr.	56	3
Courtney Bures	2007	Jr.	61	3
Courtney Bures	2006	So.	61	3
Katie Cooley	2006	Jr.	57	3

### HIT BY PITCH

Player	Year	Cl.	G	HBP
1. Brittany Bell	2012	Sr.	57	22
2. Courtney Bures	2007	Jr.	61	14
3. Brittany Bell	2009	So.	55	13
4. Keri McCallum	2000	Sr.	71	12
5. Ali Bainbridge	2011	Sr.	56	10
6. Brittany Bell	2008	Fr.	55	9
Keri McCallum	1998	So.	55	9
8. Jessica Cooley	2013	Sr.	57	8
Ali Bainbridge	2009	So.	56	8
10. Brittany Bell	2010	Jr.	54	7
Nakita Boyce	2005	Fr.	43	7
Kellie Wilkerson	2002	Sr.	66	7
Keri McCallum	1997	Fr.	54	7

### GAME-WINNING RUNS BATTED IN

Player	Year	Cl.	G	GW
1. Jennifer Waterman	2004	Sr.	64	12
Kellie Wilkerson	1999	Fr.	67	12
3. Courtney Bures	2007	Jr.	61	10
4. Iyhia McMichael	2002	So.	67	9
Michelle Gates	2000	Sr.	69	9
6. Kellie Wilkerson	2001	Jr.	61	8
Karrie Rider	2000	Sr.	71	8
8. 11 Players with				7

### GAME-WINNING RUNS SCORED

Player	Year	Cl.	G	GW
1. Keri McCallum	2000	Sr.	71	22
2. Iyhia McMichael	2004	Sr.	65	20
3. Keri McCallum	1999	Jr.	67	15
4. Ali Bainbridge	2011	Sr.	56	12
5. Chelsea Bramlett	2009	Jr.	56	11
Hayle Guess	2006	So.	61	11
7. Kellie Wilkerson	2001	Jr.	61	10
8. Chelsea Bramlett	2008	So.	60	9
Chelsea Bramlett	2007	Fr.	58	9
10. Brittany Bell	2012	Sr.	57	8
Courtney Bures	2005	Fr.	66	8
Jennifer Nelson	2003	Fr.	64	8
Keri McCallum	1998	So.	55	8

## PITCHING

### APPEARANCES

Player	Year	Cl.	App
1. Kasey Whitehead	2002	Sr.	53
2. Autumn Anderson	1999	Sr.	51
3. Jennifer Pursell	2000	Fr.	50
Autumn Anderson	1998	Jr.	50
5. Sara Hickerson	2007	Sr.	45
6. Stephanie Becker	2012	Jr.	43
Lindsey Dunlap	2009	Fr.	43
Jennifer Pursell	2001	So.	43
9. Alison Owen	2013	Jr.	42
10. Melissa Massey	2003	So.	41
Kellie Wilkerson	2002	Sr.	41

### GAMES STARTED

Player	Year	Cl.	GS
1. Autumn Anderson	1999	Sr.	38
2. Stephanie Becker	2012	Jr.	36
3. Jennifer Pursell	2000	Fr.	35
4. Melissa Massey	2003	So.	34
Kasey Whitehead	2002	Sr.	34
6. Melissa Massey	2004	Jr.	32
7. Kelli Miller	2007	Sr.	31
Jennifer Pursell	2001	So.	31
9. Kelsey Nurnberg	2008	Jr.	30
10. Ragan Blake	2006	So.	29
Autumn Anderson	1998	Jr.	29

### COMPLETE GAMES

Player	Year	Cl.	CG
1. Jennifer Pursell	2000	Fr.	25
Autumn Anderson	1998	Jr.	25
3. Lindsey Dunlap	2009	Fr.	20
Ragan Blake	2006	So.	20
Michelle Gates	1997	Fr.	20
6. Autumn Anderson	1999	Sr.	19
7. Alison Owen	2013	Jr.	18
Kim Davis	1985	Fr.	18
9. Vicki Bonar	1985	Sr.	17
10. Misty Flesher	2008	Fr.	16
Melissa Massey	2003	So.	16
Alicia Judd	1997	Fr.	16

### INNINGS

Player	Year	Cl.	IP
1. Autumn Anderson	1998	Jr.	275.2
2. Jennifer Pursell	2000	Fr.	256.2
3. Autumn Anderson	1999	Sr.	254.0
4. Kasey Whitehead	2002	Sr.	221.2
5. Lindsey Dunlap	2009	Fr.	217.2
6. Alison Owen	2013	Jr.	198.2
Melissa Massey	2003	So.	198.2
8. Jennifer Pursell	2001	So.	198.0
9. Ragan Blake	2006	So.	192.2
10. Stephanie Becker	2012	Jr.	182.2

### WINNING PERCENTAGE (Minimum 10 Decisions)

Player	Year	Cl.	W	L	Pct.
1. Kellie Wilkerson	2001	Jr.	9	1	.900
2. Kim Davis	1985	Fr.	17	5	.773
3. Kim Davis	1986	So.	11	4	.733
4. Kathleen Tindle	1986	Fr.	7	3	.700
5. Kathy Pippins	1986	Fr.	9	4	.692
6. Misty Flesher	2008	Fr.	20	10	.667
Melissa Massey	2004	Jr.	18	9	.667
Autumn Anderson	1998	Jr.	26	13	.667
9. Melissa Massey	2003	So.	22	12	.647
10. Stephanie Becker	2012	Jr.	18	10	.643

### VICTORIES

Player	Year	Cl.	W	L	Pct.
1. Jennifer Pursell	2000	Fr.	26	16	.619
Autumn Anderson	1998	Jr.	26	13	.667
3. Autumn Anderson	1999	Sr.	23	13	.639
4. Melissa Massey	2003	So.	22	12	.647
5. Misty Flesher	2008	Fr.	20	10	.667
Kasey Whitehead	2002	Sr.	20	14	.588
7. Stephanie Becker	2012	Jr.	18	10	.643
Kelli Miller	2007	Sr.	18	11	.621
Melissa Massey	2004	Jr.	18	9	.667
10. Alison Owen	2013	Jr.	17	13	.556
Lindsey Dunlap	2009	Fr.	17	16	.515
Kelsey Nurnberg	2008	Jr.	17	10	.630
Kim Davis	1985	Fr.	17	5	.773

### SAVES

Player	Year	Cl.	SV
1. Kellie Wilkerson	2002	Sr.	14
2. Sara Hickerson	2007	Sr.	10
Kellie Wilkerson	2001	Jr.	10
4. Kellie Wilkerson	1999	Fr.	8
5. Ragan Blake	2005	Fr.	7
6. Alison Owen	2013	Jr.	5
Stephanie Owens	2003	Fr.	5
8. Misty Flesher	2011	Rjr.	4
Lindsey Dunlap	2009	Fr.	4
Elizabeth Woolven	2008	Fr.	4
Jennifer Pursell	2000	Fr.	4

### EARNED RUN AVERAGE (Minimum 85 IP)

Player	Year	Cl.	App	IP	R	ER	ERA
1. Kim Davis	1986	So.	21	97.2	22	11	0.79
2. Cathy Pippins	1986	Fr.	20	87.1	30	13	1.04
3. Autumn Anderson	1998	Jr.	50	275.2	75	42	1.07
4. Kim Davis	1985	Fr.	24	141.1	48	32	1.58
5. Vicki Bonar	1985	Sr.	22	132.0	52	30	1.59
6. Stephanie Comeaux	2006	Jr.	29	155.2	55	39	1.75
7. Ragan Blake	2006	So.	37	192.2	75	49	1.78
8. Alicia Judd	1998	So.	32	129.1	49	35	1.89
9. Michelle Gates	1997	Fr.	31	176.0	79	48	1.91
10. Kelli Miller	2004	Fr.	30	131.1	66	36	1.92

### SHUTOUTS

Player	Year	Cl.	Shutouts
1. Autumn Anderson	1998	Jr.	8
2. Ragan Blake	2006	So.	7
Jennifer Pursell	2000	Fr.	7
4. Misty Flesher	2008	Fr.	6
Melissa Massey	2003	So.	6
6. Alison Owen	2013	Jr.	5
Kelli Miller	2005	So.	5
Kelli Miller	2004	Fr.	5
Autumn Anderson	1999	Sr.	5
Alicia Judd	1998	So.	5

### STRIKEOUT RATIO (Minimum 50 IP)

Player	Year	Cl.	SO	IP	Avg.
1. Alison Owen	2013	Jr.	250	198.2	8.83
2. Stephanie Becker	2013	Sr.	159	129.0	8.63
3. Kellie Wilkerson	2002	Sr.	77	74.2	7.22
4. Kylie Vry	2012	Jr.	117	122.0	6.71
5. Ragan Blake	2006	So.	183	192.2	6.65
6. Melissa Massey	2005	Sr.	62	66.1	6.54
7. Lindsey Dunlap	2010	So.	69	74.2	6.47
8. Stephanie Becker	2012	Jr.	263	182.2	6.25
Autumn Anderson	1998	Jr.	246	275.2	6.25
10. Ragan Blake	2005	Fr.	58	67.0	6.06

### STRIKEOUTS

Player	Year	Cl.	SO
1. Alison Owen	2013	Jr.	250
2. Autumn Anderson	1998	Jr.	246
3. Ragan Blake	2006	So.	183
4. Stephanie Becker	2012	Jr.	163
5. Lindsey Dunlap	2009	Fr.	161
6. Autumn Anderson	1999	Sr.	160
7. Stephanie Becker	2013	Sr.	159
8. Jennifer Pursell	2000	Fr.	143
9. Misty Flesher	2008	Fr.	119
10. Kylie Vry	2012	Jr.	117

## FIELDING

### FIELDING PERCENTAGE (Minimum 250 chances)

Player	Year	Cl.	TC	PO	A	E	Pct.
1. Blair Hewett	2006	Jr.	311	283	27	1	.997
2. Lindsay Hunley	2005	Fr.	462	438	22	2	.996
3. Kate Jaspers	2003	Jr.	476	446	27	3	.994
4. Chelsea Bramlett	2008	So.	273	252	19	2	.993
5. Jennifer Waterman	2004	Sr.	381	343	35	3	.992
Keri McCallum	2000	Sr.	252	204	46	2	.992
7. Kate Jaspers	2004	Sr.	323	312	8	3	.991
8. Ka'li Smith	2012	Sr.	419	382	33	4	.990
Chelsea Bramlett	2009	Jr.	308	286	19	3	.990
Cheri Smith	1999	So.	499	459	35	5	.990

### TOTAL CHANCES

Player	Year	Cl.	TC	PO	A	E	Pct.
1. Kellie Wilkerson	2002	Sr.	511	447	58	6	.988
2. Cheri Smith	1999	So.	499	459	35	5	.990
3. Sammie Jo Bailey	2007	So.	498	477	15	6	.988
4. Cheri Smith	2000	Jr.	486	450	26	10	.979
5. Kate Jaspers	2003	Jr.	476	446	27	3	.994
6. Lindsay Hunley	2005	Fr.	462	438	22	2	.996
7. Nichole Henry	1997	Fr.	458	421	20	17	.963
8. Sammie Jo Bailey	2008	Jr.	453	434	10	9	.980
9. Ka'li Smith	2012	Sr.	419	382	33	4	.990
10. Cheri Smith	1998	Fr.	411	374	31	6	.985

### PUTOUTS

Player	Year	Cl.	TC	PO	A	E	Pct.
1. Sammie Jo Bailey	2007	So.	498	477	15	6	.988
2. Cheri Smith	1999	So.	499	459	35	5	.990
3. Cheri Smith	2000	Jr.	486	450	26	10	.979
4. Kellie Wilkerson	2002	Sr.	511	447	58	6	.988
5. Kate Jaspers	2003	Jr.	476	446	27	3	.994
6. Lindsay Hunley	2005	Fr.	462	438	22	2	.996
7. Sammie Jo Bailey	2007	Jr.	453	434	10	9	.980
8. Nichole Henry	1997	Fr.	458	421	20	17	.963
9. Ka'li Smith	2012	Sr.	419	382	33	4	.990
10. Cheri Smith	1998	Fr.	411	374	31	6	.985

### ASSISTS

1.	Player	Year	Cl.	TC	PO	A	E	Pct.
2.	Courtney Bures	2007	Jr.	311	94	193	24	.923
3.	Karrie Rider	2000	Sr.	327	130	181	16	.951
4.	Karrie Rider	1997	Fr.	261	77	171	16	.939
5.	Courtney Bures	2008	Sr.	269	88	168	13	.952
6.	Jennifer Jessup	2003	Jr.	248	70	163	15	.940
7.	Michelle Gates	2000	Sr.	231	58	157	16	.931
8.	Jessie Bailey	2007	Fr.	216	54	151	11	.949
9.	Jennifer Jessup	2002	So.	279	113	149	17	.939
10.	Michelle Gates	1997	Fr.	217	59	147	11	.949
11.	Tanelda McDonald	2004	Jr.	208	59	142	7	.966
12.	Michelle Gates	1999	Jr.	228	73	142	13	.943

# CAREER RECORDS



## BATTING

### GAMES

	Player	Years	Games
1.	Kellie Wilkerson	1999-02	262
2.	Iyhia McMichael	2001-04	258
3.	Hayle Guess	2004-08	255
	Jennifer Jessup	2000-05	255
5.	Courtney Bures	2005-08	251
6.	Kate Jaspers	2001-04	248
	Jenny Hehnke	1997-00	248
	Karrie Rider	1997-00	248
9.	Michelle Gates	1997-00	247
	Keri McCallum	1997-00	247

### AT-BATS

	Player	Years	G	AB
1.	Keri McCallum	1997-00	247	818
2.	Chelsea Bramlett	2007-10	233	779
3.	Jenny Hehnke	1997-00	248	775
4.	Michelle Gates	1997-00	247	767
5.	Iyhia McMichael	2001-04	258	765
6.	Courtney Bures	2005-08	251	755
7.	Kellie Wilkerson	1999-02	262	742
8.	Hayle Guess	2004-08	255	730
9.	Karrie Rider	1997-00	248	721
10.	Jessie Bailey	2007-10	233	671

### BATTING AVERAGE (Minimum 250 AB)

	Player	Years	G	AB	Hits	Avg.
1.	Chelsea Bramlett	2007-10	233	779	359	.461
2.	Kellie Wilkerson	1999-02	262	742	318	.429
3.	Keri McCallum	1997-00	247	818	319	.390
4.	Iyhia McMichael	2001-04	258	765	292	.382
5.	Courtney Bures	2005-08	251	755	281	.372
6.	Jenny Hehnke	1997-00	248	775	264	.341
7.	Ka'ili Smith	2009-12	224	649	220	.339
8.	Michelle Gates	1997-00	247	767	255	.332
9.	Jennifer Nelson	2000-02	156	555	174	.314
10.	Hayle Guess	2004-08	255	730	223	.305

### RUNS

	Player	Years	G	R
1.	Chelsea Bramlett	2007-10	233	219
2.	Iyhia McMichael	2001-04	258	218
3.	Kellie Wilkerson	1999-02	262	198
4.	Keri McCallum	1997-00	247	191
5.	Courtney Bures	2005-08	251	160
6.	Hayle Guess	2004-08	255	152
7.	Michelle Gates	1997-00	247	140
8.	Ka'ili Smith	2009-12	224	129
9.	Ali Bainbridge	2008-11	230	127
10.	Brittany Bell	2008-12	230	122

### RUNS PER GAME (Minimum 65 Runs)

	Player	Years	G	Runs	Avg.
1.	Chelsea Bramlett	2007-10	233	219	0.94
2.	Iyhia McMichael	2001-04	258	218	0.84
3.	Keri McCallum	1997-00	247	191	0.77
4.	Kellie Wilkerson	1999-02	262	198	0.76
5.	Courtney Bures	2005-08	251	160	0.64
6.	Melanie Morgan	1983-86	123	78	0.63
7.	Hayle Guess	2004-08	255	152	0.60
8.	Ka'ili Smith	2009-12	224	129	0.58
9.	Michelle Gates	1997-00	247	140	0.57
10.	Brittany Bell	2008-12	230	122	0.53

### RUNS BATTED IN

	Player	Years	G	RBI
1.	Courtney Bures	2005-08	251	193
2.	Iyhia McMichael	2001-04	258	182
3.	Kellie Wilkerson	1999-02	262	175
4.	Michelle Gates	1997-00	247	159
5.	Ka'ili Smith	2009-12	224	140
6.	Jennifer Waterman	2001-04	226	120
7.	Hayle Guess	2004-08	255	111
8.	Keri McCallum	1997-00	247	105
9.	<b>Sam Lenahan</b>	<b>2011-present</b>	<b>169</b>	<b>104</b>
10.	Ali Bainbridge	2008-11	230	103

### RUNS BATTED IN PER GAME (Minimum 65 RBI)

	Player	Years	G	RBI	Avg.
1.	Courtney Bures	2005-08	251	193	0.77
2.	Iyhia McMichael	2001-04	258	182	0.71
3.	Kellie Wilkerson	1999-02	262	175	0.67
4.	Michelle Gates	1997-00	247	159	0.64
5.	Ka'ili Smith	2009-12	224	140	0.63
6.	<b>Sam Lenahan</b>	<b>2011-present</b>	<b>169</b>	<b>104</b>	<b>0.62</b>
7.	Melanie Morgan	1983-86	123	72	0.59
8.	Jennifer Waterman	2001-04	226	120	0.53
9.	Meg Hartnett	1983-86	128	65	0.51
10.	Blaire Brown	2001-04	220	102	0.46

### HITS

	Player	Years	G	Hits	Avg.
1.	Chelsea Bramlett	2007-10	233	359	.461
2.	Keri McCallum	1997-00	247	319	.390
3.	Kellie Wilkerson	1999-02	262	318	.429
4.	Iyhia McMichael	2001-04	258	292	.382
5.	Courtney Bures	2005-08	251	281	.372
6.	Jenny Hehnke	1997-00	248	264	.341
7.	Michelle Gates	1997-00	247	255	.332
8.	Hayle Guess	2004-08	255	223	.305
9.	Ka'ili Smith	2009-12	224	220	.339
10.	Ali Bainbridge	2008-11	230	200	.300

### DOUBLES

	Player	Years	G	2B
1.	Kellie Wilkerson	1999-02	262	61
2.	Michelle Gates	1997-00	247	55
3.	Courtney Bures	2005-08	251	52
4.	Iyhia McMichael	2001-04	258	50
5.	Keri McCallum	1997-00	247	43
6.	Ali Bainbridge	2008-11	230	41
7.	Jennifer Waterman	2001-04	226	36
8.	Jenny Hehnke	1997-00	248	35
9.	Ka'ili Smith	2009-12	224	34
10.	<b>Sam Lenahan</b>	<b>2011-present</b>	<b>169</b>	<b>31</b>
	Karrie Rider	1997-00	248	31

### DOUBLES PER GAME (Minimum 20 Doubles)

	Player	Years	G	2B	Avg.
1.	Kellie Wilkerson	1999-02	262	61	0.23
2.	Michelle Gates	1997-00	247	55	0.22
3.	Courtney Bures	2005-08	251	52	0.21
4.	Iyhia McMichael	2001-04	258	50	0.19
5.	<b>Sam Lenahan</b>	<b>2011-present</b>	<b>169</b>	<b>31</b>	<b>0.18</b>
	Ali Bainbridge	2008-11	230	41	0.18
7.	Keri McCallum	1997-00	247	43	0.17
8.	Ali Bainbridge	2008-11	174	28	0.16
	Jennifer Waterman	2001-04	226	36	0.16
10.	Ka'ili Smith	2009-12	167	23	0.15

### TRIPLES

	Player	Years	G	3B
1.	Keri McCallum	1997-00	247	38
2.	Iyhia McMichael	2001-04	258	26
3.	Michelle Gates	1997-00	247	21
4.	Courtney Bures	2005-08	251	15
5.	Hayle Guess	2004-08	255	14
6.	Nakita Boyce	2005-08	228	12
7.	Chelsea Bramlett	2007-10	233	11
8.	Jennifer Nelson	2000-03	220	10
	Meg Hartnett	1983-86	128	10
	Melanie Morgan	1983-86	123	10

### TRIPLES PER GAME (Minimum 5 Triples)

	Player	Years	G	3B	Avg.
1.	Keri McCallum	1997-00	247	38	0.15
2.	Iyhia McMichael	2001-04	258	26	0.10
3.	Michelle Gates	1997-00	247	21	0.09
4.	Melanie Morgan	1983-86	123	10	0.08
5.	Meg Hartnett	1983-86	128	10	0.07
6.	Courtney Bures	2005-08	251	15	0.06
7.	Chelsea Bramlett	2007-10	233	11	0.05
	Nakita Boyce	2005-08	228	12	0.05
	Hayle Guess	2004-08	255	14	0.05
	Jennifer Nelson	2000-03	220	10	0.05
	Bonnie McWatters	1984-86	101	5	0.05

### HOME RUNS

	Player	Years	G	HR
1.	Kellie Wilkerson	1999-02	262	44
2.	Iyhia McMichael	2001-04	258	37
3.	Courtney Bures	2005-08	251	31
4.	Jessica Cooley	2010-13	208	27
5.	<b>Sam Lenahan</b>	<b>2011-present</b>	<b>169</b>	<b>20</b>
6.	Ka'ili Smith	2009-12	224	18
	Hayle Guess	2004-08	255	18
8.	Brittany Bell	2008-12	230	17
	Katie Cooley	2004-07	197	17
10.	Michelle Gates	1997-00	247	16

### HOME RUNS PER GAME (Minimum 8 HR)

	Player	Years	G	HR	Avg.
1.	Kellie Wilkerson	1999-02	262	44	0.17
2.	Jessica Cooley	2010-13	169	27	0.16
3.	Iyhia McMichael	2001-04	258	37	0.14
4.	<b>Sam Lenahan</b>	<b>2011-present</b>	<b>169</b>	<b>20</b>	<b>0.12</b>
	Courtney Bures	2005-08	251	31	0.12
6.	Katie Cooley	2004-07	197	17	0.09
	Meg Hartnett	1984-86	128	11	0.09
	Melanie Morgan	1983-86	123	14	0.11
9.	Ka'ili Smith	2009-12	224	17	0.08
	Bonnie McWatters	1984-86	101	8	0.08



# CAREER RECORDS

## BATTING (CONTINUED)

### TOTAL BASES

Player	Years	G	H	2B	3B	HR	TB
1. Kellie Wilkerson	1999-02	262	318	61	9	44	529
2. Iyhia McMichael	2001-04	258	292	50	26	37	505
3. Keri McCallum	1997-00	247	319	43	38	8	462
4. Courtney Bures	2005-08	251	281	52	15	31	456
5. Chelsea Bramlett	2007-10	233	359	22	11	3	412
6. Michelle Gates	1997-00	247	255	55	21	16	400
7. Hayle Guess	2004-08	255	223	26	14	18	331
8. Ka'ili Smith	2009-12	224	220	34	9	18	326
9. Jenny Hehnke	1997-00	248	264	35	5	1	312
10. Ali Bainbridge	2008-11	230	200	41	9	13	298

### SLUGGING PERCENTAGE (Minimum 250 AB)

Player	Years	G	AB	TB	Pct.
1. Kellie Wilkerson	1999-02	262	742	529	.713
2. Iyhia McMichael	2001-04	258	765	505	.660
3. Courtney Bures	2005-08	251	755	456	.604
4. Keri McCallum	1997-00	247	818	462	.565
5. Chelsea Bramlett	2007-10	233	779	412	.529
6. Sam Lenahan	2011-present	169	460	240	.522
Michelle Gates	1997-00	247	767	400	.522
8. Ka'ili Smith	2009-12	224	649	326	.502
9. Melanie Morgan	1983-86	123	381	190	.499
10. Hayle Guess	2005-08	255	730	331	.453

### BASES ON BALLS

Player	Years	G	BB
1. Kellie Wilkerson	1999-02	262	177
2. Iyhia McMichael	2001-04	258	146
3. Ka'ili Smith	2009-12	224	111
4. Sam Lenahan	2011-present	169	101
5. Katie Cooley	2004-07	197	86
6. Cheri Smith	1998-01	239	85
7. Brittany Bell	2008-12	230	80
8. Jessica Cooley	2010-13	208	76
9. Courtney Bures	2005-08	251	74
10. Ali Bainbridge	2008-11	230	72

### INTENTIONAL BASES ON BALLS

Player	Years	G	IBB
1. Kellie Wilkerson	1999-02	262	34
2. Courtney Bures	2005-08	251	14
3. Iyhia McMichael	2001-04	258	12
4. Chelsea Bramlett	2007-10	233	10
5. Katie Cooley	2004-07	197	6
6. Sam Lenahan	2011-present	169	3
Jennifer Waterman	2001-04	226	3
Michelle Gates	1997-00	247	3
9. Ka'ili Smith	2009-12	224	2
Ali Bainbridge	2008-11	230	2
Brooke Best	2000-03	190	2

### STOLEN BASES

Player	Years	G	SB
1. Chelsea Bramlett	2007-10	233	207
2. Iyhia McMichael	2001-04	258	141
3. Keri McCallum	1997-00	247	90
4. Kellie Wilkerson	1999-02	262	84
5. Michelle Gates	1997-00	247	81
6. Hayle Guess	2004-08	255	75
7. Nakita Boyce	2005-08	228	67
8. Brittany Bell	2008-12	230	56
9. Courtney Bures	2005-08	251	54
10. Ali Bainbridge	2008-11	230	49

### STOLEN BASES PER GAME (Minimum 15 SB)

Player	Years	G	SB	SB/Game
1. Chelsea Bramlett	2007-10	233	207	0.89
2. Iyhia McMichael	2001-04	258	141	0.55
3. Keri McCallum	1997-00	247	90	0.36
4. Michelle Gates	1997-00	247	81	0.33
5. Kellie Wilkerson	1999-02	262	84	0.32
6. Jessica Offutt	2011-present	149	43	0.29
Nakita Boyce	2005-08	228	67	0.29
Hayle Guess	2004-08	255	75	0.29
Brittany Bell	2008-12	230	56	0.24
10. Courtney Bures	2005-08	251	54	0.22

### STOLEN BASE PERCENTAGE (Minimum 20 SBA)

Player	Years	G	SB	SBA	Pct.
1. Heidi Shape	2011-present	170	20	20	1.000
2. Chelsea Bramlett	2007-10	233	207	224	.924
3. Loryn Nichols	2013-present	52	23	25	.920
4. Iyhia McMichael	2001-04	258	141	157	.898
5. Nakita Boyce	2005-08	228	67	75	.893
6. Ashley Phillips	2012-present	85	21	24	.875
7. Hayle Guess	2004-08	255	75	86	.872
8. Kate Jaspers	2001-04	248	27	31	.871
9. Jessica Offutt	2011-present	149	43	50	.860
10. Brittany Bell	2008-12	230	56	66	.848

### HIT BY PITCH

Player	Years	G	HBP
1. Brittany Bell	2008-12	230	52
2. Keri McCallum	1997-00	247	33
3. Courtney Bures	2005-08	251	28
4. Ali Bainbridge	2008-11	230	26
5. Kellie Wilkerson	1999-02	262	18
6. Heidi Shape	2011-present	170	15
7. Michelle Gates	1997-00	247	14
8. Hayle Guess	2004-07	192	13
9. Jessie Spain	2008-10	141	12
10. Ka'ili Smith	2009-12	224	11
Nakita Boyce	2005-07	165	11

### GAME-WINNING RUNS BATTED IN

Player	Years	G	GW
1. Iyhia McMichael	2001-04	258	28
Kellie Wilkerson	1999-02	262	28
3. Michelle Gates	1997-00	247	27
4. Courtney Bures	2005-08	251	24
5. Jennifer Waterman	2001-04	226	20
6. Sam Lenahan	2011-present	169	17
7. Ka'ili Smith	2009-12	224	14
Brittany Bell	2008-12	230	14
Blaire Brown	2001-04	220	14
10. Jenny Hehnke	1997-00	248	13
Keri McCallum	1997-00	247	13

### GAME-WINNING RUNS SCORED

Player	Years	G	GW
1. Keri McCallum	1997-00	247	50
2. Chelsea Bramlett	2007-10	233	34
3. Iyhia McMichael	2001-04	258	32
4. Kellie Wilkerson	1999-02	262	25
5. Ali Bainbridge	2008-11	230	22
Hayle Guess	2004-08	255	22
7. Brittany Bell	2008-12	230	20
8. Courtney Bures	2005-08	251	19
9. Jennifer Nelson	2000-03	220	16
Jenny Hehnke	1997-00	248	16

## PITCHING

### APPEARANCES

Player	Years	APP
1. Stephanie Becker	2010-13	134
2. Melissa Massey	2002-05	131
3. Misty Flesher	2008-12	123
4. Kylie Vry	2010-13	115
5. Kelli Miller	2004-07	110
6. Stephanie Comeaux	2004-07	107
7. Kellie Wilkerson	1999-02	105
8. Kelsey Nurnberg	2007-09	101
Autumn Anderson	1998-99	101
10. Kasey Whitehead	2000-02	95

### GAMES STARTED

Player	Years	W-L	GS
1. Melissa Massey	2002-05	55-41	103
2. Stephanie Becker	2010-13	38-35	85
3. Kelli Miller	2004-07	45-34	82
4. Stephanie Comeaux	2004-07	38-30	77
5. Kelsey Nurnberg	2007-09	35-26	72
6. Autumn Anderson	1998-99	49-26	67
7. Jennifer Pursell	2000-01	42-29	66
8. Misty Flesher	2008-12	44-27	64
9. Kylie Vry	2010-13	26-29	57
10. Kasey Whitehead	2000-02	28-23	55

### COMPLETE GAMES

Player	Years	GS	W-L	CG
1. Melissa Massey	2002-05	103	55-41	45
2. Autumn Anderson	1998-99	67	49-26	44
3. Jennifer Pursell	2000-01	66	42-29	36
4. Vicki Bonar	1984-85	40	19-18	30
5. Kim Davis	1985-86	37	28-9	28
6. Misty Flesher	2008-12	64	44-27	26
7. Kelli Miller	2004-07	82	45-34	26
8. Lindsey Dunlap	2009-12	48	24-29	24
9. Kelsey Nurnberg	2007-09	72	35-26	23
Alicia Judd	1997-98	48	21-17	23

### INNINGS PITCHED

Player	Years	APP	W-L	IP
1. Melissa Massey	2002-05	131	55-41	580.2
2. Autumn Anderson	1998-99	101	49-26	529.2
3. Stephanie Becker	2010-13	134	38-35	509.0
4. Kelli Miller	2004-07	110	45-34	454.2
Jennifer Pursell	2000-01	93	42-29	454.2
6. Misty Flesher	2008-12	123	44-27	424.2
7. Stephanie Comeaux	2004-07	107	38-30	422.2
8. Kelsey Nurnberg	2007-09	101	35-26	404.2
9. Kasey Whitehead	2000-02	95	28-23	384.0
10. Lindsey Dunlap	2009-12	94	24-29	346.1



# CAREER RECORDS



## PITCHING (CONTINUED)

### VICTORIES

Player	Years	APP	W	L	Pct.
1. Melissa Massey	2002-05	131	55	41	.573
2. Autumn Anderson	1998-99	101	49	26	.653
3. Kelli Miller	2004-07	110	45	34	.570
4. Misty Flesher	2008-12	123	44	27	.620
5. Jennifer Pursell	2000-01	93	42	29	.592
6. Stephanie Becker	2010-13	134	38	35	.521
Stephanie Comeaux	2004-07	107	38	30	.558
8. Kelsey Nurnberg	2007-09	101	35	26	.574
9. Kasey Whitehead	2000-02	95	28	23	.549
Kim Davis	1985-86	45	28	9	.757

### WINNING PERCENTAGE (Minimum 40 App.)

Player	Years	APP	W	L	Pct.
1. Kim Davis	1985-86	45	28	9	.757
2. Kellie Wilkerson	1999-02	105	22	11	.667
3. Autumn Anderson	1998-99	101	49	26	.653
4. Misty Flesher	2008-12	123	44	27	.620
5. Jennifer Pursell	2000-01	93	42	29	.592
6. Jennifer Nelson	2000-03	65	19	14	.576
7. Kelsey Nurnberg	2007-09	101	35	26	.574
8. Melissa Massey	2002-03	114	48	35	.573
9. Kelli Miller	2004-07	110	45	34	.570
10. Stephanie Comeaux	2004-07	107	38	30	.558

### SAVES

Player	Years	APP	W-L	SV
1. Kellie Wilkerson	1999-02	105	22-11	32
2. Sara Hickerson	2004-07	87	7-9	12
3. Lindsey Dunlap	2009-12	94	24-29	8
4. Ragan Blake	2005-06	65	20-18	7
5. Jennifer Pursell	2000-01	93	42-29	7
6. Kylie Vry	2011-13	115	26-29	6
Misty Flesher	2008-12	123	44-27	6
8. <b>Alison Owen</b>	<b>2013-present</b>	<b>42</b>	<b>17-13</b>	<b>5</b>
Elizabeth Woolven	2008-10	37	4-4	5
Stephanie Comeaux	2004-07	107	38-30	5
Stephanie Owens	2003	16	0-2	5
Courtney Frank	2000-01, 03	54	12-13	5

### EARNED RUN AVERAGE (Minimum 150 IP)

Player	Years	APP	W-L	IP	R	ER	ERA
1. Kim Davis	1985-86	45	28-9	239.0	70	43	1.26
2. Autumn Anderson	1998-99	101	49-26	529.2	173	119	1.57
3. Kellie Wilkerson	1999-02	105	22-11	208.0	85	48	1.62
4. Vicki Bonar	1984-85	43	19-18	257.0	114	65	1.77
5. Michelle Gates	1997-00	31	15-11	176.0	79	48	1.91
6. Alicia Judd	1997-98	56	21-17	272.2	117	76	1.95
7. <b>Alison Owen</b>	<b>2013-present</b>	<b>42</b>	<b>17-13</b>	<b>198.2</b>	<b>67</b>	<b>56</b>	<b>1.97</b>
8. Jennifer Pursell	2000-01	93	42-29	454.2	164	129	1.99
9. Ragan Blake	2005-06	65	20-18	259.2	108	76	2.05
10. Kelli Miller	2004-07	110	45-34	454.2	216	138	2.12

### STRIKEOUTS

Player	Years	APP	IP	SO
1. Stephanie Becker	2010-13	134	509.0	449
2. Autumn Anderson	1998-99	101	529.2	406
3. Melissa Massey	2002-04	131	580.2	341
4. Lindsey Dunlap	2009-12	94	346.1	296
5. Stephanie Comeaux	2004-07	107	422.2	269
6. Misty Flesher	2008-12	123	424.2	257
7. Kylie Vry	2010-13	98	323.0	256
8. <b>Alison Owen</b>	<b>2013-present</b>	<b>42</b>	<b>198.2</b>	<b>250</b>
Jennifer Pursell	2000-01	93	454.2	250
10. Ragan Blake	2005-06	65	259.2	241

### STRIKEOUTS PER GAME (Minimum 150 IP)

Player	Years	APP	IP	SO	Avg.
1. <b>Alison Owen</b>	<b>2013-present</b>	<b>42</b>	<b>198.2</b>	<b>250</b>	<b>8.83</b>
2. Ragan Blake	2005-06	65	259.2	241	6.50
3. Stephanie Becker	2010-13	134	509.0	449	6.17
4. Lindsey Dunlap	2009-12	94	346.1	296	5.98
5. Kellie Wilkerson	1999-02	105	208.0	175	5.89
6. Kylie Vry	2010-13	115	349.0	288	5.78
7. Autumn Anderson	1998-99	101	529.2	406	5.37
8. Sara Hickerson	2004-07	87	177.0	114	4.51
9. Stephanie Comeaux	2004-07	107	422.2	269	4.46
10. Misty Flesher	2008-12	123	424.2	257	4.24

### SHUTOUTS

Player	Years	GS	W-L	SHO
1. Kelli Miller	2004-07	82	45-34	14
Melissa Massey	2002-05	131	55-41	14
3. Autumn Anderson	1998-99	101	49-26	13
4. Jennifer Pursell	2000-01	66	42-29	10
5. Alicia Judd	1997-98	48	21-17	9
6. Kim Davis	1985-86	45	28-9	8
7. Kylie Vry	2010-13	57	26-29	7
Ragan Blake	2005-06	65	20-18	7
9. Stephanie Becker	2010-13	85	17-13	6
Misty Flesher	2008-12	123	44-27	6
Kelsey Nurnberg	2007-09	72	35-26	6

## FIELDING

### FIELDING PERCENTAGE (Minimum 350 total chances)

Player	Years	TC	PO	A	E	Pct.
1. Lindsay Hunley	2005-08	843	774	61	8	.991
2. Courtney Nesbit	2008-11	815	740	65	10	.988
Kate Jaspers	2001-04	1,244	1,178	51	15	.988
Jennifer Waterman	2001-04	941	835	95	11	.988
5. Ka'ili Smith	2009-12	671	617	44	10	.985
6. Sammie Jo Bailey	2006-09	1,447	1,321	99	27	.981
7. Kellie Wilkerson	1999-02	809	685	108	16	.980
Cheri Smith	1998-01	1,687	1,430	223	34	.980
9. Blair Hewett	2004-07	874	778	78	18	.979
10. Keri McCallum	1997-00	912	760	132	20	.978

### TOTAL CHANCES

Player	Years	TC	PO	A	E	Pct.
1. Cheri Smith	1998-01	1,687	1,430	223	34	.980
2. Sammie Jo Bailey	2006-09	1,447	1,321	99	27	.981
3. Kate Jaspers	2001-04	1,244	1,178	51	15	.988
4. Chelsea Bramlett	2007-10	1,140	950	160	30	.974
5. Karrie Rider	1997-00	1,126	446	614	66	.941
6. Courtney Bures	2005-08	1,057	378	617	62	.941
7. Jennifer Waterman	2001-04	941	835	95	11	.988
8. Keri McCallum	1997-00	912	760	132	20	.978
9. Jenny Hehnke	1997-00	875	448	373	54	.938
10. Blair Hewett	2004-07	874	778	78	18	.979

### PUTOUTS

Player	Years	TC	PO	A	E	Pct.
1. Cheri Smith	1998-01	1,687	1,430	223	34	.980
2. Sammie Jo Bailey	2006-09	1,447	1,321	99	27	.981
3. Kate Jaspers	2001-04	1,244	1,178	51	15	.988
4. Chelsea Bramlett	2007-10	1,140	950	160	30	.974
5. Jennifer Waterman	2001-04	941	835	95	11	.988
6. Nichole Henry	1997-00	856	779	45	32	.963
7. Blair Hewett	2004-07	874	778	78	18	.979
8. Lindsay Hunley	2005-08	843	774	61	8	.991
9. Keri McCallum	1997-00	912	760	132	20	.978
10. Courtney Nesbit	2008-11	815	740	65	10	.988

### ASSISTS

Player	Years	TC	PO	A	E	Pct.
1. Courtney Bures	2005-08	1,057	378	617	62	.941
2. Karrie Rider	1997-00	1,126	446	614	66	.941
3. Michelle Gates	1997-00	857	253	549	55	.936
4. Jennifer Jessup	2001-05	846	311	489	46	.946
5. Jessie Bailey	2007-10	697	224	444	29	.958
6. Callie Williams	2003-06	827	364	418	45	.891
7. Tanelda McDonald	2002-05	577	150	390	37	.936
8. Jenny Hehnke	1997-00	775	448	373	54	.938
9. Ali Bainbridge	2008-11	829	469	329	31	.963
10. Brooke Best	2000-03	627	337	258	32	.949

### ERRORS

Player	Years	TC	PO	A	E	Pct.
1. Karrie Rider	1997-00	1,126	446	614	66	.941
2. Courtney Bures	2005-08	1,057	378	617	62	.941
3. Michelle Gates	1997-00	857	253	549	55	.936
4. Jenny Hehnke	1997-00	775	448	373	54	.938
5. Jennifer Jessup	2001-05	846	311	489	46	.946
6. Callie Williams	2003-06	827	364	418	45	.891
7. Tanelda McDonald	2002-05	577	150	390	37	.936
8. Cheri Smith	1998-01	1,687	1,430	223	34	.980
9. Brooke Best	2000-03	627	337	258	32	.949
Nichole Henry	1997-00	856	779	45	32	.963

### DOUBLE PLAYS TURNED

Player	Years	PO	A	E	Pct.	DPS
1. Sammie Jo Bailey	2006-09	1,321	99	27	.981	53
2. Cheri Smith	1998-01	1,430	223	34	.980	51
3. Courtney Bures	2004-08	378	617	62	.941	39
Karrie Rider	1997-00	446	614	66	.941	39
5. Ali Bainbridge	2008-11	469	329	31	.963	37
6. Callie Williams	2003-06	364	418	45	.891	36
7. Brooke Best	2000-03	337	258	32	.949	34
8. Jenny Hehnke	1997-00	448	373	54	.938	33
9. Jennifer Jessup	2001-05	311	489	46	.946	32
10. Kate Jaspers	2001-04	1,244	1,178	51	.988	30



# ANNUAL LEADERS

## BATTING

### BATTING AVERAGE

Year	Player	Cl.	G	AB	H	Avg.
1983	Kristie Mellert	Fr.	18	55	20	.364
1984	Meg Hartnett	So.	31	100	30	.300
1985	Karen Shipley	Sr.	40	138	54	.391
1986	Sherri Jennings	Sr.	37	113	37	.327
1997	Keri McCallum	Fr.	54	157	67	.427
1998	Michelle Gates	So.	57	184	70	.380
1999	Kellie Wilkerson	Fr.	67	203	90	.443
2000	Kellie Wilkerson	So.	68	181	78	.431
2001	Kellie Wilkerson	Jr.	61	167	70	.419
2002	Kellie Wilkerson	Sr.	66	191	80	.419
2003	Iyhia McMichael	Jr.	64	186	75	.403
2004	Iyhia McMichael	Sr.	65	183	87	.475
2005	Courtney Bures	Fr.	66	209	81	.388
2006	Courtney Bures	So.	61	179	62	.346
2007	Chelsea Bramlett	Fr.	62	215	83	.386
2008	Chelsea Bramlett	So.	60	200	90	.450
2009	Chelsea Bramlett	Jr.	56	181	88	.486
2010	Chelsea Bramlett	Sr.	55	183	98	.536
2011	Ka'ili Smith	Jr.	56	164	57	.348
2012	Brittany Bell	Sr.	57	152	56	.368
2013	Sam Lenahan	Jr.	57	148	48	.324

### RUNS

Year	Player	Cl.	G	R	Avg.
1983	Kristie Mellert	Fr.	18	8	0.44
1984	Meg Hartnett	So.	31	13	0.42
1985	Melanie Morgan	Jr.	38	36	0.95
1986	Sherri Jennings	Sr.	37	30	0.81
1997	Jenny Hehnke	Fr.	56	44	0.79
1998	Michelle Gates	So.	57	47	0.82
1999	Keri McCallum	Jr.	67	57	0.85
2000	Keri McCallum	Sr.	71	64	0.90
2001	Kellie Wilkerson	Jr.	61	55	0.90
2002	Kellie Wilkerson	Sr.	66	51	0.77
2003	Iyhia McMichael	Jr.	64	63	0.98
2004	Iyhia McMichael	Sr.	65	83	1.28
2005	Courtney Bures	Fr.	66	49	0.74
2006	Hayle Guess	So.	61	39	0.64
2007	Chelsea Bramlett	Fr.	62	56	0.90
2008	Chelsea Bramlett	So.	60	52	0.87
2009	Chelsea Bramlett	Jr.	56	55	0.98
2010	Chelsea Bramlett	Sr.	55	56	1.02
2011	Ali Bainbridge	Sr.	56	48	0.86
2012	Brittany Bell	Sr.	57	40	0.70
2013	Sam Lenahan	Jr.	57	35	0.61

### RUNS PER GAME

Year	Player	Cl.	G	R	Avg.
1983	Kristie Mellert	Fr.	18	8	0.44
1984	Meg Hartnett	So.	31	13	0.42
1985	Melanie Morgan	Jr.	38	36	0.95
1986	Sherri Jennings	Sr.	37	30	0.81
1997	Jenny Hehnke	Fr.	56	44	0.79
1998	Michelle Gates	So.	57	47	0.82
1999	Keri McCallum	Jr.	67	57	0.85
2000	Keri McCallum	Sr.	71	64	0.90
2001	Kellie Wilkerson	Jr.	61	55	0.90
2002	Kellie Wilkerson	Sr.	66	51	0.77
2003	Iyhia McMichael	Jr.	64	63	0.98
2004	Iyhia McMichael	Sr.	65	83	1.28
2005	Courtney Bures	Fr.	66	49	0.74
2006	Hayle Guess	So.	61	39	0.64
2007	Chelsea Bramlett	Fr.	62	56	0.90
2008	Chelsea Bramlett	So.	60	52	0.87
2009	Chelsea Bramlett	Jr.	56	55	0.98
2010	Chelsea Bramlett	Sr.	55	56	1.02
2011	Ali Bainbridge	Sr.	56	48	0.86
2012	Brittany Bell	Sr.	57	40	0.70
2013	Sam Lenahan	Jr.	57	35	0.61

### HITS

Year	Player	Cl.	G	AB	H	Avg.
1983	Kristie Mellert	Fr.	18	55	20	.364
1984	Meg Hartnett	So.	31	100	30	.300
1985	Karen Shipley	Sr.	40	138	54	.391
1986	Sherri Jennings	Sr.	37	113	37	.327
1997	Jenny Hehnke	Fr.	56	194	71	.366
1998	Michelle Gates	So.	57	184	70	.380
1999	Kellie Wilkerson	Fr.	67	203	90	.443
2000	Keri McCallum	Sr.	71	243	100	.412
2001	Kellie Wilkerson	Jr.	61	167	70	.419
2002	Kellie Wilkerson	Sr.	66	191	80	.419
2003	Iyhia McMichael	Jr.	64	186	75	.403
2004	Iyhia McMichael	Sr.	65	183	87	.475
2005	Courtney Bures	Fr.	66	209	81	.388
2006	Courtney Bures	So.	61	179	62	.346
2007	Chelsea Bramlett	Fr.	62	215	83	.386
2008	Chelsea Bramlett	So.	60	200	90	.450

2009	Chelsea Bramlett	Jr.	56	181	88	.486
2010	Chelsea Bramlett	Sr.	55	183	98	.536
2011	Ka'ili Smith	Jr.	56	164	57	.348
2012	Ka'ili Smith	Sr.	57	166	59	.355
2013	Logan Foulks	Jr.	57	171	53	.310

### DOUBLES

Year	Player	Cl.	G	2B	Avg.
1983	Kristie Mellert	Fr.	18	3	0.17
1984	Meg Hartnett	So.	31	5	0.16
1985	Karen Shipley	Sr.	40	9	0.23
1986	Connie Pendley	So.	35	4	0.11
1997	Michelle Gates	Fr.	56	16	0.29
1998	Michelle Gates	So.	57	15	0.26
1999	Keri McCallum	Jr.	67	22	0.33
2000	Kellie Wilkerson	So.	68	14	0.21
2001	Kellie Wilkerson	Jr.	61	12	0.20
2002	Kellie Wilkerson	Sr.	66	18	0.27
2003	Jennifer Waterman	Jr.	52	18	0.35
2004	Iyhia McMichael	Sr.	65	16	0.25
2005	Courtney Bures	Fr.	66	16	0.24
2006	Hayle Guess	So.	61	10	0.16
2007	Courtney Bures	Jr.	61	13	0.21
2008	Courtney Bures	Sr.	63	14	0.22
2009	Ka'ili Smith	Fr.	56	11	0.20
2010	Ali Bainbridge	Jr.	55	12	0.22
2011	Ali Bainbridge	Sr.	56	13	0.23
	Chelsea Raines	Sr.	56	13	0.23
2012	Ka'ili Smith	Sr.	57	11	0.19
2013	Sam Lenahan	Jr.	57	12	0.21

### DOUBLES PER GAME

Year	Player	Cl.	G	2B	Avg.
1983	Kristie Mellert	Fr.	18	3	0.17
1984	Meg Hartnett	So.	31	5	0.16
1985	Karen Shipley	Sr.	40	9	0.23
1986	Connie Pendley	So.	35	4	0.11
1997	Michelle Gates	Fr.	56	16	0.29
1998	Michelle Gates	So.	57	15	0.26
1999	Keri McCallum	Jr.	67	22	0.33
2000	Kellie Wilkerson	So.	68	14	0.21
2001	Kellie Wilkerson	Jr.	61	12	0.20
2002	Kellie Wilkerson	Sr.	66	18	0.27
2003	Jennifer Waterman	Jr.	52	18	0.35
2004	Iyhia McMichael	Sr.	65	16	0.25
2005	Courtney Bures	Fr.	66	16	0.24
2006	Hayle Guess	So.	61	10	0.16
2007	Courtney Bures	Jr.	61	13	0.21
2008	Courtney Bures	Sr.	63	14	0.22
2009	Ka'ili Smith	Fr.	56	11	0.20
2010	Ali Bainbridge	Jr.	55	12	0.22
2011	Ali Bainbridge	Sr.	56	13	0.23
	Chelsea Raines	Sr.	56	13	0.23
2012	Ka'ili Smith	Sr.	57	11	0.19
2013	Sam Lenahan	Jr.	57	12	0.21

### TRIPLES

Year	Player	Cl.	G	3B	Avg.
1983	Kristie Mellert	Fr.	18	2	0.11
1984	Meg Hartnett	So.	31	3	0.10
1985	Melanie Morgan	Jr.	38	7	0.18
1986	Cindy McCain	So.	34	2	0.06
	Sherri Jennings	Sr.	37	2	0.05
	Bonnie McWatters	Jr.	31	2	0.06
	Melanie Morgan	Sr.	38	2	0.05
1997	Keri McCallum	Fr.	54	11	0.20
1998	Michelle Gates	So.	57	10	0.18
1999	Keri McCallum	Jr.	67	10	0.15
2000	Keri McCallum	Sr.	71	11	0.15
2001	Iyhia McMichael	Fr.	62	3	0.05
2002	Iyhia McMichael	So.	67	8	0.12
2003	Jennifer Nelson	Sr.	64	7	0.11
2004	Iyhia McMichael	Sr.	65	10	0.15
2005	Courtney Bures	Fr.	66	5	0.08
2006	Courtney Bures	So.	61	6	0.10
2007	Nakita Boyce	Jr.	61	6	0.10
2008	Hayle Guess	Sr.	63	4	0.06
	Nakita Boyce	Sr.	63	4	0.06
2009	Ka'ili Smith	Fr.	56	4	0.07
2010	Chelsea Bramlett	Sr.	55	6	0.11
2011	Ali Bainbridge	Sr.	56	4	0.07
2012	Brittany Bell	Sr.	57	3	0.05
	Jessica Offutt	So.	57	3	0.05
2013	Heidi Shape	Jr.	57	2	0.04

# ANNUAL LEADERS



## BATTING (CONTINUED)

### TRIPLES PER GAME

Year	Player	Cl.	G	3B	Avg.
1983	Kristie Mellert	Fr.	18	2	0.11
1984	Meg Hartnett	So.	31	3	0.10
1985	Melanie Morgan	Jr.	38	7	0.18
1986	Bonnie McWatters	Jr.	31	2	0.06
1997	Keri McCallum	Fr.	54	11	0.20
1998	Michelle Gates	So.	57	10	0.18
1999	Keri McCallum	Jr.	67	10	0.15
2000	Keri McCallum	Sr.	71	11	0.15
2001	Iyhia McMichael	Fr.	62	3	0.05
2002	Iyhia McMichael	So.	67	8	0.12
2003	Jennifer Nelson	Sr.	64	7	0.11
2004	Iyhia McMichael	Sr.	65	10	0.15
2005	Courtney Bures	Fr.	66	5	0.08
2006	Courtney Bures	So.	61	6	0.10
2007	Nakita Boyce	Jr.	61	6	0.10
2008	Nakita Boyce	Sr.	63	4	0.06
	Hayle Guess	Sr.	63	4	0.06
2009	Ka'ili Smith	Fr.	56	4	0.07
2010	Chelsea Bramlett	Sr.	55	6	0.11
2011	Ali Bainbridge	Sr.	56	4	0.07
2012	<b>Ashley Phillips</b>	<b>Fr.</b>	<b>43</b>	<b>3</b>	<b>0.07</b>
2013	<b>Heidi Shape</b>	<b>Jr.</b>	<b>57</b>	<b>2</b>	<b>0.04</b>

### HOME RUNS

Year	Player	Cl.	G	HR	Avg.
1983	Kristie Mellert	Fr.	18	3	0.17
1984	Meg Hartnett	So.	31	2	0.06
1985	Meg Hartnett	Jr.	40	6	0.15
1986	Melanie Morgan	Sr.	38	8	0.21
1997	Michelle Gates	Fr.	56	5	0.09
1998	Michelle Gates	So.	57	6	0.11
1999	Kellie Wilkerson	Fr.	67	13	0.19
2000	Kellie Wilkerson	So.	68	8	0.12
2001	Kellie Wilkerson	Jr.	61	14	0.23
2002	Kellie Wilkerson	Sr.	66	9	0.14
2003	Iyhia McMichael	Jr.	64	18	0.28
2004	Iyhia McMichael	Sr.	65	10	0.15
2005	Courtney Bures	Fr.	66	17	0.26
2006	Sammie Jo Bailey	Fr.	57	8	0.14
2007	Hayle Guess	Jr.	62	6	0.10
2008	Hayle Guess	Sr.	63	7	0.11
2009	Jessie Bailey	Jr.	56	4	0.07
	Ali Bainbridge	So.	56	4	0.07
2010	Ka'ili Smith	So.	55	10	0.18
2011	<b>Sam Lenahan</b>	<b>Fr.</b>	<b>55</b>	<b>8</b>	<b>0.15</b>
	Courtney Nesbit	Sr.	56	8	0.14
2012	Jessica Cooley	Jr.	57	15	0.26
2013	<b>Logan Foulks</b>	<b>Jr.</b>	<b>57</b>	<b>13</b>	<b>0.23</b>

### HOME RUNS PER GAME

Year	Player	Cl.	G	HR	Avg.
1983	Kristie Mellert	Fr.	18	3	0.17
1984	Meg Hartnett	So.	31	2	0.06
1985	Meg Hartnett	Jr.	40	6	0.15
1986	Melanie Morgan	Sr.	38	8	0.21
1997	Michelle Gates	Fr.	56	5	0.09
1998	Michelle Gates	So.	57	6	0.11
1999	Kellie Wilkerson	Fr.	67	13	0.19
2000	Kellie Wilkerson	So.	68	8	0.12
2001	Kellie Wilkerson	Jr.	61	14	0.23
2002	Kellie Wilkerson	Sr.	66	9	0.14
2003	Iyhia McMichael	Jr.	64	18	0.28
2004	Iyhia McMichael	Sr.	65	10	0.15
2005	Courtney Bures	Fr.	66	17	0.26
2006	Sammie Jo Bailey	Fr.	57	8	0.14
2007	Hayle Guess	Jr.	62	6	0.10
2008	Hayle Guess	Sr.	63	7	0.11
2009	Ali Bainbridge	So.	56	4	0.07
	Jessie Bailey	Jr.	56	4	0.07
2010	Ka'ili Smith	So.	55	10	0.18
2011	<b>Sam Lenahan</b>	<b>Fr.</b>	<b>55</b>	<b>8</b>	<b>0.15</b>
2012	Jessica Cooley	Jr.	57	15	0.26
2013	<b>Logan Foulks</b>	<b>Jr.</b>	<b>57</b>	<b>13</b>	<b>0.23</b>

### RUNS BATTED IN

Year	Player	Cl.	G	RBI	Avg.
1983	Kristie Mellert	Fr.	18	3	0.17
1984	Meg Hartnett	So.	31	14	0.45
1985	Meg Hartnett	Jr.	40	34	0.85
1986	Melanie Morgan	Sr.	38	29	0.76
1997	Michelle Gates	Fr.	56	48	0.86
1998	Michelle Gates	So.	57	35	0.61
1999	Kellie Wilkerson	Fr.	67	65	0.97
2000	Karrie Rider	Sr.	71	43	0.61
	Kellie Wilkerson	So.	68	43	0.63
2001	Kellie Wilkerson	Jr.	61	33	0.54
2002	Iyhia McMichael	So.	67	48	0.72
2003	Iyhia McMichael	Jr.	64	63	0.98
2004	Jennifer Waterman	Sr.	64	55	0.86
2005	Courtney Bures	Fr.	66	54	0.82
2006	Courtney Bures	So.	61	37	0.61

2007	Courtney Bures	Jr.	61	56	0.92
2008	Courtney Bures	Sr.	63	46	0.42
2009	Ka'ili Smith	Fr.	56	35	0.63
2010	Ka'ili Smith	So.	55	50	0.91
2011	Courtney Nesbit	Sr.	56	42	0.75
2012	Jessica Cooley	Jr.	57	41	0.72
2013	<b>Sam Lenahan</b>	<b>Jr.</b>	<b>57</b>	<b>40</b>	<b>0.70</b>

### RUNS BATTED IN PER GAME

Year	Player	Cl.	G	RBI	Avg.
1983	Kristie Mellert	Fr.	18	3	0.17
1984	Meg Hartnett	So.	31	14	0.45
1985	Meg Hartnett	Jr.	40	34	0.85
1986	Melanie Morgan	Sr.	38	29	0.76
1997	Michelle Gates	Fr.	56	48	0.86
1998	Michelle Gates	So.	57	35	0.61
1999	Kellie Wilkerson	Fr.	67	65	0.97
2000	Kellie Wilkerson	So.	68	43	0.63
2001	Kellie Wilkerson	Jr.	61	33	0.54
2002	Iyhia McMichael	So.	67	48	0.72
2003	Iyhia McMichael	Jr.	64	63	0.98
2004	Jennifer Waterman	Sr.	64	55	0.86
2005	Courtney Bures	Fr.	66	54	0.82
2006	Courtney Bures	So.	61	37	0.61
2007	Courtney Bures	Jr.	61	56	0.92
2008	Courtney Bures	Sr.	63	46	0.42
2009	Ka'ili Smith	Fr.	56	35	0.63
2010	Ka'ili Smith	So.	55	50	0.91
2011	Courtney Nesbit	Sr.	56	42	0.75
2012	Jessica Cooley	Jr.	57	41	0.72
2013	<b>Sam Lenahan</b>	<b>Jr.</b>	<b>57</b>	<b>40</b>	<b>0.70</b>

### GAME-WINNING RUNS BATTED IN

Year	Player	Cl.	G	RBI	GW
1997	Michelle Gates	Fr.	56	48	7
1998	Cheri Smith	Fr.	57	25	7
1999	Kellie Wilkerson	Fr.	67	65	12
2000	Michelle Gates	Sr.	69	36	9
2001	Kellie Wilkerson	Jr.	61	33	8
2002	Iyhia McMichael	So.	67	48	9
2003	Iyhia McMichael	Jr.	64	63	7
2004	Jennifer Waterman	Sr.	64	55	12
2005	Courtney Bures	Fr.	66	54	7
2006	Courtney Bures	So.	61	37	7
2007	Courtney Bures	Jr.	61	56	10
2008	Hayle Guess	Sr.	63	39	6
2009	Ali Bainbridge	So.	56	30	4
	Courtney Moore	Fr.	45	22	4
	Jessie Spain	So.	41	13	4
2010	Erin Nesbit	Fr.	55	26	5
2011	<b>Sam Lenahan</b>	<b>Fr.</b>	<b>55</b>	<b>36</b>	<b>5</b>
	Courtney Nesbit	Sr.	56	42	5
2012	<b>Heidi Shape</b>	<b>So.</b>	<b>57</b>	<b>30</b>	<b>6</b>
	Ka'ili Smith	Sr.	57	30	6
2013	<b>Logan Foulks</b>	<b>Jr.</b>	<b>56</b>	<b>39</b>	<b>7</b>
	<b>Sam Lenahan</b>	<b>Jr.</b>	<b>56</b>	<b>40</b>	<b>7</b>

### GAME-WINNING RUNS SCORED

Year	Player	Cl.	G	R	GW
1997	Jenny Hehnke	Fr.	56	44	7
1998	Keri McCallum	So.	55	34	7
1999	Keri McCallum	Jr.	67	57	15
2000	Keri McCallum	Sr.	71	64	22
2001	Kellie Wilkerson	Jr.	61	55	10
2002	Kellie Wilkerson	Sr.	66	51	7
2003	Jennifer Nelson	Sr.	64	45	8
2004	Iyhia McMichael	Sr.	65	83	20
2005	Courtney Bures	Fr.	66	49	8
2006	Hayle Guess	So.	61	39	11
2007	Chelsea Bramlett	Jr.	62	56	9
2008	Chelsea Bramlett	So.	60	52	9
2009	Chelsea Bramlett	Jr.	56	55	11
2010	Chelsea Bramlett	Sr.	55	56	5
2011	Ali Bainbridge	Sr.	56	48	12
2012	Brittany Bell	Sr.	57	40	8
2013	<b>Jessica Offutt</b>	<b>Jr.</b>	<b>56</b>	<b>27</b>	<b>6</b>



# ANNUAL LEADERS

## BATTING (CONTINUED)

### SLUGGING PERCENTAGE

Year	Player	Cl.	G	AB	H	TB	Pct.
1983	Kristie Mellert	Fr.	18	55	20	33	.600
1984	Meg Hartnett	So.	31	100	30	47	.470
1985	Melanie Morgan	Jr.	38	118	43	77	.653
1986	Melanie Morgan	Sr.	38	113	35	65	.575
1997	Keri McCallum	Fr.	54	157	67	97	.618
1998	Michelle Gates	So.	57	184	70	123	.668
1999	Kellie Wilkerson	Fr.	67	203	90	152	.749
2000	Kellie Wilkerson	So.	68	181	78	120	.663
2001	Kellie Wilkerson	Jr.	61	167	70	128	.766
2002	Kellie Wilkerson	Sr.	66	191	80	129	.675
2003	Iyhia McMichael	Jr.	64	186	75	149	.801
2004	Iyhia McMichael	Sr.	65	183	87	153	.836
2005	Courtney Bures	Fr.	66	209	81	158	.756
2006	Courtney Bures	So.	61	179	62	98	.547
2007	Courtney Bures	Jr.	61	181	64	93	.514
2008	Courtney Bures	Sr.	63	186	74	107	.575
2009	Chelsea Bramlett	Jr.	56	181	88	99	.547
2010	Chelsea Bramlett	Sr.	55	183	98	113	.617
2011	Ali Bainbridge	Sr.	56	150	50	89	.593
2012	Brittany Bell	Sr.	57	152	56	99	.651
2013	Sam Lenahan	Jr.	57	148	48	92	.622

### ON BASE PERCENTAGE (Minimum 125 AB)

Year	Player	Cl.	G	AB	H	BB	Pct.
1997	Keri McCallum	Fr.	54	157	67	9	.469
1998	Michelle Gates	So.	57	184	70	16	.439
1999	Kellie Wilkerson	Fr.	67	203	90	30	.519
2000	Kellie Wilkerson	So.	68	181	78	49	.553
2001	Kellie Wilkerson	Jr.	61	167	70	48	.555
2002	Kellie Wilkerson	Sr.	66	191	80	50	.550
2003	Iyhia McMichael	Jr.	64	186	75	38	.502
2004	Iyhia McMichael	Sr.	65	183	87	51	.595
2005	Courtney Bures	Fr.	66	209	81	12	.426
2006	Courtney Bures	So.	61	179	62	15	.406
2007	Katie Cooley	Jr.	57	144	41	31	.406
2007	Courtney Bures	Jr.	61	181	64	20	.452
2008	Chelsea Bramlett	So.	60	200	90	12	.484
2009	Chelsea Bramlett	Jr.	56	181	88	19	.532
2010	Chelsea Bramlett	Sr.	55	183	98	19	.571
2011	Ali Bainbridge	Sr.	56	150	50	40	.500
2012	Brittany Bell	Sr.	57	152	56	29	.525
2013	Sam Lenahan	Jr.	57	148	48	51	.502

### TOTAL BASES

Year	Player	Cl.	G	AB	H	TB
1983	Kristie Mellert	Fr.	18	55	20	33
1984	Meg Hartnett	So.	31	100	30	47
1985	Meg Hartnett	Jr.	40	133	43	85
1986	Melanie Morgan	Sr.	38	113	35	65
1997	Michelle Gates	Fr.	56	182	62	99
1998	Michelle Gates	So.	57	184	70	123
1999	Kellie Wilkerson	Fr.	67	203	90	152
2000	Keri McCallum	Sr.	71	243	100	145
2001	Kellie Wilkerson	Jr.	61	167	70	128
2002	Kellie Wilkerson	Sr.	66	191	80	129
2003	Iyhia McMichael	Jr.	64	186	75	149
2004	Iyhia McMichael	Sr.	65	183	87	153
2005	Courtney Bures	Fr.	66	209	81	158
2006	Courtney Bures	So.	61	179	62	98
2007	Chelsea Bramlett	Fr.	62	215	83	95
2008	Courtney Bures	Sr.	63	186	74	107
2009	Chelsea Bramlett	Jr.	56	181	88	99
2010	Chelsea Bramlett	Sr.	55	183	98	113
2011	Courtney Nesbit	Sr.	56	169	53	92
2012	Brittany Bell	Sr.	57	152	56	99
2013	Logan Foulks	Jr.	57	171	53	103

### STOLEN BASES

Year	Player	Cl.	G	SB	SBA	Pct.
1986	Sherri Jennings	Sr.	37	11	12	91.7
1997	Keri McCallum	Fr.	54	27	38	71.1
1998	Michelle Gates	So.	57	30	36	83.3
1999	Michelle Gates	Jr.	65	17	25	68.0
2000	Keri McCallum	Sr.	71	31	34	91.2
2001	Kellie Wilkerson	Jr.	61	35	43	81.4
2002	Iyhia McMichael	So.	67	36	40	90.0
2003	Iyhia McMichael	Jr.	64	36	37	97.3
2004	Iyhia McMichael	Sr.	65	41	48	85.4
2005	Courtney Bures	Fr.	66	18	24	75.0
2006	Hayle Guess	So.	61	23	25	92.0
2007	Chelsea Bramlett	Fr.	62	46	50	92.0
2008	Chelsea Bramlett	So.	60	46	50	92.0
2009	Chelsea Bramlett	Jr.	56	54	60	90.0
2010	Chelsea Bramlett	Sr.	55	61	64	95.3
2011	Ali Bainbridge	Sr.	56	20	25	80.0
2012	Jessica Offutt	So.	57	17	17	1.000
2013	Loryn Nichols	Fr.	52	23	25	92.0

### STOLEN BASES PER GAME

Year	Player	Cl.	G	SB	SBA	Avg.
1986	Bonnie McWatters	Jr.	31	10	11	0.32
1997	Keri McCallum	Fr.	54	27	38	0.50
1998	Michelle Gates	So.	57	30	36	0.53
1999	Michelle Gates	Jr.	65	17	25	0.26
2000	Keri McCallum	Sr.	71	31	34	0.44
2001	Kellie Wilkerson	Jr.	61	35	43	0.57
2002	Iyhia McMichael	So.	67	36	40	0.54
2003	Iyhia McMichael	Jr.	64	36	37	0.56
2004	Iyhia McMichael	Sr.	65	41	48	0.63
2005	Courtney Bures	Fr.	66	18	24	0.27
2006	Hayle Guess	So.	61	23	25	0.38
2007	Chelsea Bramlett	Fr.	62	46	50	0.74
2008	Chelsea Bramlett	So.	60	46	50	0.77
2009	Chelsea Bramlett	Jr.	56	54	60	0.96
2010	Chelsea Bramlett	Sr.	55	61	64	1.11
2011	Ali Bainbridge	Sr.	56	20	25	0.36
2012	Jessica Offutt	So.	57	17	17	0.30
2013	Loryn Nichols	Fr.	52	23	25	0.44

### BASES ON BALLS

Year	Player	Cl.	G	BB	Avg.
1983	Kristie Mellert	Fr.	18	12	0.67
1984	Meg Hartnett	So.	31	8	0.26
1985	Missy Herbert	Sr.	40	20	0.50
1986	Sherri Jennings	Sr.	37	12	0.32
1997	Karrie Rider	Fr.	53	18	0.34
1998	Cheri Smith	Fr.	57	30	0.53
1999	Kellie Wilkerson	Fr.	67	30	0.45
2000	Kellie Wilkerson	So.	68	49	0.72
2001	Kellie Wilkerson	Jr.	61	48	0.79
2002	Kellie Wilkerson	Sr.	66	50	0.76
2003	Iyhia McMichael	Jr.	64	38	0.59
2004	Iyhia McMichael	Sr.	65	51	0.78
2005	Katie Cooley	So.	62	29	0.47
2006	Katie Cooley	Jr.	57	31	0.54
2007	Courtney Bures	Jr.	61	20	0.33
	Katie Cooley	Sr.	54	20	0.37
2008	Courtney Bures	Sr.	63	27	0.43
2009	Ka'ili Smith	Fr.	56	22	0.39
2010	Brittany Bell	Jr.	54	24	0.44
2011	Ali Bainbridge	Sr.	56	40	0.71
2012	Ka'ili Smith	Sr.	57	44	0.77
2013	Sam Lenahan	Jr.	57	51	0.89

### BASES ON BALLS PER GAME

Year	Player	Cl.	G	BB	Avg.
1983	Kristie Mellert	Fr.	18	12	0.67
1984	Meg Hartnett	So.	31	8	0.26
1985	Missy Herbert	Sr.	40	20	0.50
1986	Sherri Jennings	Sr.	37	12	0.32
1997	Karrie Rider	Fr.	53	18	0.34
1998	Cheri Smith	Fr.	57	30	0.53
1999	Kellie Wilkerson	Fr.	67	30	0.45
2000	Kellie Wilkerson	So.	68	49	0.72
2001	Kellie Wilkerson	Jr.	61	48	0.79
2002	Kellie Wilkerson	Sr.	66	50	0.76
2003	Iyhia McMichael	Jr.	64	38	0.59
2004	Iyhia McMichael	Sr.	65	51	0.78
2005	Katie Cooley	So.	62	29	0.47
2006	Katie Cooley	Jr.	57	31	0.54
2007	Katie Cooley	Sr.	54	20	0.37
2008	Courtney Bures	Sr.	63	27	0.43
2009	Ka'ili Smith	Fr.	56	22	0.39
2010	Brittany Bell	Jr.	54	24	0.44
2011	Ali Bainbridge	Sr.	56	40	0.71
2012	Ka'ili Smith	Sr.	57	44	0.77
2013	Sam Lenahan	Jr.	57	51	0.89

### TOUGHEST TO STRIKE OUT

Year	Player	Cl.	G	AB	SO	Avg.
1983	Susan Akins	Fr.	17	46	1	46.0
1984	Kristi Watson	So.	31	101	8	12.6
1985	Missy Herbert	Sr.	40	126	9	14.0
1986	Sherri Jennings	Sr.	37	113	12	9.4
1997	Jenny Hehnke	Fr.	56	194	8	24.3
1998	Keri McCallum	So.	55	183	7	26.1
1999	Keri McCallum	Jr.	67	235	5	47.0
2000	Keri McCallum	Sr.	71	243	13	18.7
2001	Kellie Wilkerson	Jr.	61	167	14	11.9
2002	Iyhia McMichael	So.	67	207	26	8.0
2003	Jennifer Nelson	Sr.	64	208	16	13.0
2004	Iyhia McMichael	Sr.	65	183	18	10.2
2005	Courtney Bures	Fr.	66	209	14	14.9
2006	Courtney Bures	So.	61	179	11	16.3
2007	Courtney Bures	Jr.	61	181	11	16.5
2008	Courtney Bures	Sr.	63	186	10	18.6
2009	Chelsea Bramlett	Jr.	56	181	6	30.2
2010	Chelsea Bramlett	Sr.	55	183	14	13.0
2011	Ka'ili Smith	Jr.	56	164	19	8.6
2012	Ka'ili Smith	Sr.	57	166	16	10.4
2013	Logan Foulks	Jr.	56	168	24	7.0



# ANNUAL LEADERS



## PITCHING

### EARNED RUN AVERAGE (Minimum 40 IP)

Year	Player	Cl.	APP	IP	R	ER	ERA
1983	Susan Akins	Fr.	16	110.0	57	31	2.54
1984	Vicki Bonar	Jr.	21	125.0	62	35	1.96
1985	Kim Davis	Fr.	24	141.1	48	32	1.58
1986	Kim Davis	So.	21	97.2	22	11	1.01
1997	Michelle Gates	Fr.	31	176.0	79	48	1.91
1998	Autumn Anderson	Jr.	50	275.2	75	42	1.07
1999	Autumn Anderson	Sr.	51	254.0	98	77	2.12
2000	Jennifer Pursell	Fr.	50	256.2	93	73	1.99
2001	Kellie Wilkerson	Jr.	31	47.2	4	3	0.44
2002	Kellie Wilkerson	Sr.	41	74.2	36	19	1.78
2003	Melissa Massey	So.	41	198.2	118	93	3.28
2004	Kelli Miller	Fr.	30	131.1	66	36	1.92
2005	Kelli Miller	so.	32	135.0	69	46	2.39
2006	Stephanie Comeaux	Jr.	29	155.2	55	39	1.75
2007	Sara Hickerson	Sr.	45	100.2	48	28	1.95
2008	Misty Flesher	Fr.	38	179.1	60	54	2.11
2009	Lindsey Dunlap	Fr.	43	217.2	112	106	3.41
2010	Misty Flesher	So.	34	124.2	88	74	4.16
2011	Kyle Vry	So.	38	121.0	92	71	4.11
2012	Stephanie Becker	Jr.	43	182.2	86	65	2.49
2013	Alison Owen	Jr.	42	198.2	67	56	1.97

### STRIKEOUTS

Year	Player	Cl.	APP	IP	SO	Avg.
1983	Susan Akins	Fr.	16	110.0	27	1.72
1984	Vicki Bonar	Jr.	21	125.0	34	1.90
1985	Vicki Bonar	Sr.	22	132.0	73	3.87
1986	Cathy Pippins	Fr.	20	87.1	35	2.81
1997	Michelle Gates	Fr.	31	176.0	76	3.02
1998	Autumn Anderson	Jr.	50	275.2	246	6.25
1999	Autumn Anderson	Sr.	51	254.0	160	4.41
2000	Jennifer Pursell	Fr.	50	256.2	143	3.90
2001	Jennifer Pursell	So.	43	198.0	107	3.78
2002	Kasey Whitehead	Sr.	53	221.2	95	3.00
2003	Melissa Massey	So.	41	198.2	96	3.38
2004	Melissa Massey	Jr.	37	180.0	115	4.47
2005	Stephanie Comeaux	So.	35	141.2	105	5.19
2006	Ragan Blake	So.	37	192.2	183	6.65
2007	Kelli Miller	Sr.	38	165.0	85	3.60
2008	Misty Flesher	Fr.	38	179.1	119	4.64
2009	Lindsey Dunlap	Fr.	43	217.2	161	5.18
2010	Lindsey Dunlap	So.	20	74.2	69	6.47
2011	Stephanie Becker	So.	32	122.1	87	4.93
	Kylie Vry	So.	38	121.0	87	5.03
2012	Stephanie Becker	Jr.	43	182.2	163	6.25
2013	Alison Owen	Jr.	42	198.2	250	8.83

### STRIKEOUT RATIO (Strikeouts Per Seven IP)

Year	Player	Cl.	APP	IP	SO	Avg.
1983	Susan Akins	Fr.	16	110	27	1.72
1984	Sharon Hooper	Fr.	16	75.2	26	2.41
1985	Vicki Bonar	Sr.	22	132.0	73	3.87
1986	Cathy Pippins	Fr.	20	87.1	35	2.81
1997	Michelle Gates	Fr.	31	176.0	76	3.02
1998	Autumn Anderson	Jr.	50	275.2	246	6.25
1999	Autumn Anderson	Sr.	51	254.0	160	4.41
2000	Jennifer Pursell	Fr.	50	256.2	143	3.90
2001	Kellie Wilkerson	Jr.	31	47.2	48	7.05
2002	Kellie Wilkerson	Sr.	41	74.2	77	7.22
2003	Melissa Massey	Jr.	41	198.2	96	3.38
2004	Melissa Massey	Jr.	37	180.0	115	4.47
2005	Melissa Massey	Sr.	17	66.1	62	6.54
2006	Ragan Blake	So.	37	192.2	183	6.65
2007	Sara Hickerson	Sr.	45	100.2	72	5.00
2008	Misty Flesher	Fr.	38	179.1	119	4.64
2009	Lindsey Dunlap	Fr.	43	217.2	161	5.18
2010	Lindsey Dunlap	So.	20	74.2	69	6.47
2011	Kylie Vry	So.	38	121.0	87	5.03
2012	Kylie Vry	Jr.	34	122.0	116	6.71
2013	Alison Owen	Jr.	42	198.2	250	8.83

### VICTORIES

Year	Player	Cl.	APP	IP	W	L	Pct.
1983	Susan Akins	Fr.	16	110.0	3	11	0.214
1984	Vicki Bonar	Jr.	21	125.0	8	11	0.421
1985	Kim Davis	Fr.	24	141.1	17	5	0.773
1986	Kim Davis	So.	21	97.2	11	4	0.733
1997	Michelle Gates	Fr.	31	176.0	15	11	0.577
1998	Autumn Anderson	Jr.	50	275.2	26	13	0.667
1999	Autumn Anderson	Sr.	51	254.0	23	13	0.639
2000	Jennifer Pursell	Fr.	50	256.2	26	16	0.619
2001	Jennifer Pursell	So.	43	198.0	16	13	0.552
2002	Kasey Whitehead	Sr.	53	221.2	20	14	0.588
2003	Melissa Massey	So.	41	198.2	22	12	0.647
2004	Melissa Massey	Jr.	37	180.0	18	9	0.667
2005	Kelli Miller	So.	32	135.0	14	12	0.538
2006	Ragan Blake	So.	37	192.2	16	15	0.516
2007	Kelli Miller	Sr.	38	165.0	18	11	0.621

2008	Misty Flesher	Fr.	38	179.1	20	10	0.667
2009	Lindsey Dunlap	Fr.	43	217.2	17	16	0.515
2010	Misty Flesher	So.	34	124.2	12	10	0.545
2011	Kylie Vry	So.	38	121.0	8	12	0.400
2012	Stephanie Becker	Jr.	43	182.2	18	10	0.643
2013	Alison Owen	Jr.	42	198.2	17	13	0.567

### SAVES

Year	Player	Cl.	APP	IP	ERA	SV
1997	Michelle Gates	Fr.	31	176.0	1.91	1
1998	Autumn Anderson	Jr.	50	275.2	1.07	3
1999	Kellie Wilkerson	Fr.	33	85.2	2.12	8
2000	Jennifer Pursell	Fr.	50	256.2	1.99	4
2001	Kellie Wilkerson	Jr.	31	47.2	0.44	10
2002	Kellie Wilkerson	Sr.	41	74.2	1.78	14
2003	Stephanie Owens	Fr.	16	26.2	6.04	5
2004	Stephanie Comeaux	Fr.	27	82.1	1.96	3
2005	Ragan Blake	Fr.	28	67.0	2.82	7
2006	Kelli Miller	Jr.	10	23.1	2.70	1
2007	Sara Hickerson	Sr.	45	100.2	1.95	10
2008	Elizabeth Woolven	Fr.	24	59.2	2.35	4
2009	Lindsey Dunlap	Fr.	43	217.2	3.41	4
2010	Stephanie Becker	Fr.	28	77.1	4.44	2
	Lindsey Dunlap	So.	20	74.2	4.88	2
2011	Misty Flesher	Jr.	37	92.0	5.48	4
2012	Kylie Vry	Jr.	34	122.0	3.39	3
2013	Alison Owen	Jr.	42	198.2	1.97	5

## FIELDING

### FIELDING PERCENTAGE (Minimum 125 TC)

Year	Player	Cl.	TC	PO	A	E	Pct.
1997	Alicia Judd	Sr.	124	77	45	2	.984
1998	Cheri Smith	Fr.	411	374	31	6	.985
1999	Cheri Smith	So.	499	459	35	5	.990
2000	Keri McCallum	Sr.	252	204	46	2	.992
2001	Kate Jaspers	Fr.	314	300	10	4	.987
2002	Kellie Wilkerson	Sr.	511	447	58	6	.988
2003	Kate Jaspers	Jr.	476	446	27	3	.994
2004	Jennifer Waterman	Sr.	381	343	35	3	.992
2005	Lindsay Hunley	Fr.	462	438	22	2	.996
2006	Blair Hewett	Jr.	311	283	27	1	.997
2007	Sammie Jo Bailey	So.	498	477	15	6	.988
2008	Chelsea Bramlett	So.	273	252	19	2	.993
2009	Chelsea Bramlett	Jr.	308	286	19	3	.990
2010	Courtney Nesbit	Jr.	293	274	15	4	.986
2011	Courtney Nesbit	Sr.	370	329	36	5	.986
2012	Ka'ili Smith	Sr.	419	382	33	4	.990
2013	Sam Lenahan	Jr.	379	337	36	6	.984



## BATTING

### AT-BATS (EIGHT OR MORE INNINGS)

48 vs. Texas, March 1, 2002 (14 inn.)

### AT-BATS (SEVEN OR FEWER INNINGS)

41 vs. Alabama State, March 1, 1997

### RUNS

30 vs. Alabama State, March 1, 1997

### HITS

21 vs. Alabama State, March 1, 1997

### DOUBLES

6 vs. Louisiana-Monroe, Feb. 8, 2009

### TRIPLES

6 vs. Alabama A&M, Feb. 20, 2004

### TOTAL BASES

43 vs. Alabama State, March 1, 1997

### RUNS BATTED IN

30 vs. Alabama State, March 1, 1997

### BASES ON BALLS

13 vs. Alcorn State, Feb. 22, 1997

13 vs. Seton Hall, Feb. 23, 2007

### STOLEN BASES

10 vs. Alcorn State, Feb. 22, 1997

### AT-BATS

No.	vs. Opponent	Date
1. 48	vs. Texas (14 Innings)	March 1, 2002
2. 46	vs. LSU (14 Innings)	March 8, 2013
3. 45	at Kentucky (11 Innings)	April 11, 1997
4. 44	at Ole Miss (11 Innings)	March 19, 1999
5. 43	at LSU (11 Innings)	March 19, 2002
6. 41	vs. Alabama State	March 1, 1997
7. 40	vs. Long Beach State	March 11, 2006
40	vs. LSU	March 26, 2003
9. 39	at Kentucky	March 22, 2013
39	vs. Louisiana-Monroe	Feb. 8, 2009
39	vs. Jackson State	Feb. 7, 2004
39	at Ole Miss (11 Innings)	March 27, 2001

### RUNS

No.	vs. Opponent	Date
1. 30	vs. Alabama State	March 1, 1997
2. 25	vs. Jackson State	Feb. 7, 2004
25	vs. Tennessee Tech	March 16, 1985
4. 23	vs. Seton Hall	Feb. 23, 2007
5. 21	vs. Fairleigh Dickinson	March 15, 1983
6. 19	vs. Charleston Southern	March 7, 2008
19	vs. Alcorn State	Feb. 22, 1997
8. 18	vs. Jackson State	Feb. 8, 2004
18	vs. Alabama State	March 2, 1997
10. 17	vs. Georgia State	March 15, 1985

### RUNS BATTED IN

No.	vs. Opponent	Date
1. 30	vs. Alabama State	March 1, 1997
2. 22	vs. Seton Hall	Feb. 23, 2007
3. 19	vs. Jackson State	Feb. 7, 2004
4. 16	vs. Charleston Southern	March 7, 2008
5. 15	vs. Samford	Feb. 16, 2003
15	vs. Alabama State	March 2, 1997
7. 14	at Southern Mississippi	March 17, 2010
8. 13	at Samford	April 16, 2013
9. 12	at Charleston Southern	March 15, 2013
12	at College of Charleston	March 14, 2013

### HITS

No.	vs. Opponent	Date
1. 21	vs. Alabama State	March 1, 1997
2. 20	vs. Louisiana-Monroe	Feb. 8, 2009
3. 19	vs. Long Beach State	March 11, 2006
4. 18	at Tennessee	March 31, 2001
5. 17	at Southern Miss	April 24, 2007
17	vs. LSU	March 26, 2003
17	vs. Wisconsin	Feb. 7, 2003

# SINGLE-GAME TEAM RECORDS

8. 16	vs. Samford	March 4, 2012
16	vs. Columbia	March 3, 2012
16	vs. Hawaii	May 15, 2008
16	vs. Tennessee Tech	Feb. 24, 2007
16	vs. Jackson State	Feb. 7, 2004
16	vs. Samford	Feb. 16, 2003
16	vs. Winthrop	Feb. 17, 2001
16	vs. Auburn	May 1, 2000

### DOUBLES

No.	vs. Opponent	Date
1. 6	vs. Louisiana-Monroe	Feb. 8, 2009
2. 5	at Hawaii	March 6, 2009
5	vs. Long Beach State	Feb. 19, 2006
5	vs. South Carolina	March 7, 2004
5	vs. Oakland University	Feb. 27, 2002
5	vs. Auburn	April 30, 2000
7. 4	24 times	

### TRIPLES

No.	vs. Opponent	Date
1. 6	vs. Alabama A&M	Feb. 20, 2004
2. 4	vs. Ole Miss	April 7, 2007
4	vs. East Tennessee State	March 11, 2006
4. 3	vs. Mississippi Valley State	Feb. 21, 2004
3	at Ole Miss	April 9, 2003
3	vs. Belmont	Feb. 19, 2000

### HOME RUNS

No.	vs. Opponent	Date
1. 5	vs. Alabama State	March 1, 1997
2. 3	18 times	April 24, 2012

### WALKS

No.	vs. Opponent	Date
1. 13	vs. Seton Hall	March 23, 2007
13	vs. Alcorn State	Feb. 22, 1997
3. 11	at UAB	March 8, 2005
11	vs. Mississippi Valley State	Feb. 14, 2003
11	vs. Louisiana-Monroe	Feb. 14, 1998
6. 10	vs. Ole Miss	April 7, 2007
7. 9	8 times	

### TOTAL BASES

No.	vs. Opponent	Date
1. 43	vs. Alabama State	March 1, 1997
2. 33	vs. Long Beach State	March 11, 2006
3. 31	vs. Columbia	March 3, 2012
31	at Tennessee	March 31, 2001
5. 30	vs. Alabama A&M	Feb. 20, 2004
6. 29	vs. Louisiana-Monroe	Feb. 8, 2009
29	at Ole Miss	April 9, 2003
8. 27	vs. Auburn	May 1, 2000
9. 26	vs. Seton Hall	Feb. 23, 2007
10. 25	at Samford	April 16, 2013
25	at Southern Miss	April 24, 2007
25	at Georgia	April 22, 2007
25	vs. Samford	Feb. 16, 2003
25	vs. Belmont	Feb. 19, 2000

### STOLEN BASES

No.	vs. Opponent	Date
1. 10	vs. Alcorn State	Feb. 22, 1997
2. 8	at Samford	April 16, 2013
8	vs. Troy	Feb. 8, 2013
8	vs. Belmont	Feb. 13, 2002
5. 7	at Mississippi Valley State	Feb. 25, 2009
7	vs. UAB	March 4, 2008
7	vs. Auburn	May 1, 2000
7	vs. Utah State	Feb. 13, 1999
9. 6	at Alabama	April 21, 2013
6	vs. Tennessee State	Feb. 9, 2013
6	vs. Stephen F. Austin	Feb. 13, 2010
6	vs. Kentucky	April 3, 2008
6	vs. Temple	March 9, 2002
6	vs. Jacksonville State	March 15, 2000

### STRIKEOUTS

No.	vs. Opponent	Date
1. 23	vs. Texas (14 Innings)	March 1, 2002
2. 22	vs. LSU (14 Innings)	March 8, 2013
3. 17	at Texas	May 21, 2005
4. 14	at South Alabama	May 18, 2013
14	vs. UCLA	March 12, 2006
14	vs. South Carolina (9 Innings)	March 17, 2002
14	at LSU	March 16, 2002
8. 13	Eight times	Feb. 27, 2010

### RUNNERS LEFT ON BASE

No.	vs. Opponent	Date
1. 14	vs. Alabama	April 21, 2002
14	vs. Georgia	March 24, 2001
3. 13	at Jacksonville State	March 12, 2013
13	vs. Pacific	May 18, 2007
13	vs. LSU	April 14, 2007
13	vs. Nebraska	Feb. 24, 2007
13	vs. LSU	March 26, 2003
8. 12	vs. UAB	March 20, 2012
12	vs. Mercer	Feb. 24, 2008
12	vs. Seton Hall	Feb. 23, 2007
12	vs. Troy	Feb. 19, 2005
12	vs. Georgia Southern	March 10, 2000
12	vs. Stanford	March 3, 2000

## PITCHING

### STRIKEOUTS

No.	vs. Opponent	Date
1. 21	Lipscomb	Feb. 17, 2013
2. 16	at Jacksonville State	March 12, 2013
16	vs. SIU-Edwardsville	Feb. 24, 2013
4. 15	vs. Wichita State	Feb. 23, 2013
5. 14	vs. Auburn	March 29, 2013
14	at Kentucky	March 22, 2013
14	vs. Siena	March 14, 1998
14	vs. Jacksonville State	Feb. 20, 1998
9. 13	vs. SE Missouri State	Feb. 24, 2013
13	vs. Belmont	Feb. 23, 2013
13	vs. BYU (NCAA Eugene Regional)	May 17, 2012
13	vs. Tennessee Tech	April 28, 2012
13	vs. Samford	March 4, 2012
13	vs. Arkansas	May 4, 2007
13	vs. Samford	April 21, 1998

## FIELDING

### ERRORS

No.	vs. Opponent	Date
1. 7	vs. Arkansas	March 29, 1997
2. 6	vs. Georgia	May 11, 2002
6	at Arkansas	April 27, 2002
6	vs. LSU	March 31, 2005
6	vs. Cal	Feb. 25, 2005
6. 5	12 times	May 4, 2008

### DOUBLE PLAYS

No.	vs. Opponent	Date
1. 3	vs. Troy	Feb. 19, 2005
3	at LSU	March 19, 2002
3	vs. Stanford	March 9, 2002
3	vs. Auburn	April 4, 2001
3	vs. Ole Miss	March 18, 2000
6. 2	30 times	April 21, 2012

## MISCELLANEOUS

### LARGEST WINNING MARGIN

30 vs. Alabama State, 30-0, March 1, 1997

### LARGEST SHUTOUT MARGIN

30 vs. Alabama State, 30-0, March 1, 1997

# SINGLE-SEASON TEAM RECORDS



## BATTING

### RUNS

337 - 2004 (65 games)

### RUNS PER GAME

6.47 - 1986 (246 in 38 games)

### HITS

550 - 2000 (71 games)

### BATTING AVERAGE

.311 - 2008 (517-of-1,660)

### DOUBLES

88 - 2002 (67 games)

### DOUBLES PER GAME

1.31 - 2002 (88 in 67 games)

### TRIPLES

27 - twice, last 2003 (64 games)

### TRIPLES PER GAME

0.74 - 1984 (23 in 31 games)

### HOME RUNS

51 - 2013 (57 games)

### HOME RUNS PER GAME

0.91 - 2013 (51 in 56 games)

### TOTAL BASES

781 - 2003 (64 games)

### SLUGGING PERCENTAGE

.451 - 2003 (781 total bases in 1,730 at-bats)

### RUNS BATTED IN

293 - 2004 (65 games)

### BASES ON BALLS

204 - 2013 (57 games)

### BASES ON BALLS PER GAME

3.58 - 2013 (204 in 57 games)

### STOLEN BASES

126 - 2008 (63 games)

### STOLEN BASES PER GAME

2.00 - twice, last in 2013 (114 in 57 games)

### STOLEN BASE PERCENTAGE

0.89 - 2007 (116 of 131)

### RUNS PER GAME

	Year	G	Runs	Avg.
1.	1986	38	246	6.47
2.	1985	40	250	6.25
3.	2004	65	337	5.18
4.	2008	63	310	4.92
	2007	62	305	4.92
6.	2003	64	302	4.72
7.	2010	55	256	4.65
8.	2012	57	254	4.46
9.	2013	57	247	4.33
10.	1997	56	240	4.29

### RUNS

	Year	G	Runs
1.	2004	65	337
2.	2008	63	310
3.	2007	62	305
4.	2003	64	302
5.	2000	71	280
6.	2005	66	271
	1999	67	271
8.	2002	67	270
9.	2010	55	256
10.	2012	57	254

### BATTING AVERAGE

	Year	G	Avg.
1.	2008	63	.311 (517 - 1660)
2.	2003	64	.305 (527 - 1730)
3.	2004	65	.303 (513 - 1695)
4.	2007	62	.297 (499 - 1680)
5.	1999	67	.293 (520 - 1777)
6.	2000	71	.293 (550 - 1880)
7.	2010	55	.286 (409 - 1431)
8.	1985	40	.285 (314 - 1102)
9.	1998	57	.281 (432 - 1536)
10.	2009	56	.279 (404 - 1449)
	2002	67	.279 (506 - 1814)

### HITS

	Year	G	Hits
1.	2000	71	550
2.	2003	64	527
3.	1999	67	520
4.	2008	63	517
5.	2004	65	513
6.	2002	67	506
7.	2007	62	499
8.	2005	66	458
9.	1998	57	432
10.	2010	55	409
	2001	62	409

### DOUBLES PER GAME

	Year	G	2B	Avg.
1.	2002	67	88	1.31
2.	2011	56	70	1.25
	2003	64	80	1.25
4.	1999	67	80	1.19
5.	2004	65	74	1.14
6.	2009	56	62	1.11
	2000	71	79	1.11
8.	1997	56	61	1.09
9.	2013	57	61	1.07
10.	2007	62	66	1.06

### DOUBLES

	Year	G	2B
1.	2002	67	88
2.	2003	64	80
	1999	67	80
4.	2000	71	79
5.	2004	65	74
6.	2011	56	70
7.	2005	66	69
8.	2008	63	66
	2007	62	66
10.	2006	61	63

### TRIPLES PER GAME

	Year	G	3B	Avg.
1.	1984	31	23	0.74
2.	1985	40	27	0.68
3.	1983	19	9	0.47
4.	2003	64	27	0.46
5.	1998	57	24	0.42
6.	2004	65	26	0.40
7.	2010	55	18	0.33
8.	1999	67	21	0.31
9.	2006	61	18	0.30
	2000	71	21	0.30
	1997	56	17	0.30

### TRIPLES

	Year	G	3B
1.	2003	64	27
	1985	40	27
3.	2004	65	26
4.	1998	57	24
5.	1984	31	23
6.	2000	71	21
	1999	67	21
8.	2010	55	18
	2006	61	18
10.	2008	63	17
	1997	56	17

### HOME RUNS PER GAME

	Year	G	HR	Avg.
1.	2013	57	51	0.89
2.	2011	56	40	0.71
	2005	66	47	0.71
4.	2003	64	40	0.63
5.	2012	57	35	0.61
6.	2010	55	31	0.56
7.	1985	40	22	0.55
8.	2001	62	31	0.50
	1986	38	19	0.50
10.	1983	19	8	0.42

### HOME RUNS

	Year	G	HR
1.	2013	57	51
2.	2005	66	47
3.	2011	56	40
	2003	64	40
5.	2012	57	35
6.	2010	55	31
	2001	62	31
8.	2000	71	28
9.	2004	65	26
10.	2006	61	24

### SLUGGING PERCENTAGE

	Year	G	AB	TB	Pct.
1.	2003	64	1,730	781	.451
2.	1985	40	1,102	472	.428
3.	2004	65	1,695	717	.423
4.	2013	57	1,448	611	.422
5.	2011	56	1,421	592	.417
6.	2010	55	1,431	595	.416
7.	2005	66	1,678	694	.414
8.	2008	63	1,660	517	.411
9.	2000	71	1,880	755	.402
10.	2012	57	1,449	578	.399

### STOLEN BASES PER GAME

	Year	G	SB	Avg.
1.	2013	57	114	2.00
	2008	63	126	2.00
3.	2007	62	116	1.87
4.	2010	55	99	1.80
	2009	56	101	1.80
6.	1986	38	67	1.76
7.	2001	62	105	1.69
8.	2012	57	92	1.61
9.	2002	67	99	1.48
10.	2000	71	104	1.46

### STOLEN BASES

	Year	G	SB
1.	2008	63	126
2.	2007	62	116
3.	2013	57	114
4.	2001	62	105
5.	2000	71	104
6.	2009	56	101
7.	2010	55	99
	2002	67	99
9.	2012	57	92
10.	2004	65	85

### STOLEN BASE PERCENTAGE

	Year	G	SB	SBA	Pct.
1.	2007	62	116	131	0.89
2.	2004	65	85	98	0.88
3.	2010	55	99	114	0.87
	2009	56	101	116	0.87
	2003	64	78	90	0.87
	1986	38	67	77	0.87
7.	2008	63	126	147	0.86
8.	2005	66	50	59	0.85
9.	2000	71	104	126	0.83
10.	2012	57	92	114	0.81
	2006	61	69	85	0.81
	2001	62	105	130	0.81

### BASES ON BALLS PER GAME

	Year	G	BB	Avg.
1.	2013	57	204	3.58
2.	2012	57	202	3.54
3.	2011	56	182	3.25
4.	2002	67	191	2.85
5.	1983	19	53	2.79
6.	2001	62	169	2.73
7.	2004	65	172	2.65
8.	2010	55	145	2.64
9.	1985	40	103	2.58
10.	2005	66	166	2.52

### BASES ON BALLS

	Year	G	BB
1.	2013	57	204
2.	2012	57	202
3.	2002	67	191
4.	2011	56	182
5.	2004	65	172
6.	2001	62	169
7.	2005	66	166
8.	2000	71	165
9.	2003	64	158
10.	2008	63	153

### GRAND SLAMS (24 Total by 16 Players)

Name vs. Opponent	Date
Michelle Gates vs. Auburn	May 7, 1999
Kasey Whitehead vs. Florida State	March 4, 2000
Kasey Whitehead vs. Auburn	May 1, 2000
Iyhia McMichael vs. Samford	Feb. 16, 2003
Iyhia McMichael at Alabama	April 12, 2003
Brooke Best at Florida	April 26, 2003
Michelle Kinney vs. LSU	March 30, 2005
Lindsey Hunley vs. Seton Hall	Feb. 23, 2007
Jessie Bailey at Georgia	April 21, 2007
Courtney Bures vs. Arkansas	May 5, 2007
Hayle Guess vs. Pacific	May 18, 2007
Chelsea Bramlett vs. UC-Riverside	Feb. 9, 2008
Jessie Bailey vs. Louisiana-Monroe	Feb. 7, 2009
Ka'ili Smith vs. Oregon State	Feb. 20, 2010
Ka'ili Smith vs. Georgetown	March 13, 2010
Courtney Nesbit at Ole Miss	March 21, 2010
Jessica Cooley at Mississippi Valley State	March 24, 2010
Erin Nesbit vs. Mississippi Valley State (Ridgeland, Miss.)	April 7, 2010
Heidi Shape at UNLV	Feb. 11, 2011
Brittany Bell at South Alabama	Feb. 9, 2012
Brittany Bell vs. Louisiana Tech	March 2, 2012
Jessica Cooley vs. Samford	March 4, 2012
Jessica Cooley vs. Georgia State	Feb. 9, 2013
Erin Nesbit vs. Hofstra	March 1, 2013



## PITCHING

### EARNED RUN AVERAGE

1.29 - 1986 (37 earned runs in 257.2 IP)

### SHUTOUTS

17 - 1998 (36 victories)

### CONSECUTIVE SCORELESS INNINGS

30 - May 8 - May 10, 1998

### STRIKEOUT RATIO

8.60 - 2013 (468 in 381.0 IP)

### BASE ON BALLS RATIO

1.26 - 1998 (73 in 405.0 IP)

### NO HITTERS (15 by 11 Players)

Name v. Opponent	Date	Score
Alicia Judd vs. Alabama State	March 1, 1997	30-0 (5)
Jenny Hehnke vs. Alabama State	March 2, 1997	18-0 (5)
Jennifer Pursell vs. UMass	March 4, 2000	7-0
K. Whitehead, M. Massey & K. Tillman vs. Belmont	Feb. 13, 2002	11-0 (5)
Melissa Massey vs. Nicholls State	March 8, 2002	8-0 (5)
Kelli Miller vs. Louisiana Tech	Feb. 4, 2005	9-0 (5)
Melissa Massey vs. St. Francis (PA)	March 4, 2005	7-0
Stephanie Comeaux vs. Jacksonville	Feb. 11, 2006	8-0 (5)
Ragan Blake vs. Alcorn State	Feb. 26, 2006	9-0 (5)
Stephanie Comeaux at Arkansas	March 18, 2006	5-0
Ragan Blake at Southern Miss	March 30, 2006	8-0 (5)
Kylie Vry vs. Stephen F. Austin	Feb. 14, 2010	5-0
Stephanie Becker vs. USF	Feb. 24, 2012	0-1
<b>Alison Owen vs. Fordham</b>	<b>March 2, 2013</b>	<b>8-0 (5)</b>
Stephanie Becker vs. Ole Miss	April 14, 2013	8-0 (6)

### PERFECT GAMES (1 by 1 Player)

Jenny Hehnke vs. Alabama State March 2, 1997 18-0 (5)

### VICTORIES

Year	W	L	Pct.
1. 2000	44	27	.620
2. 2008	41	22	.651
3. 2004	39	26	.600
4. 1999	38	29	.567
5. 2002	36	31	.537
2001	36	26	.581
1998	36	21	.632
8. 2007	35	27	.565
2005	35	31	.530
10. 2003	34	30	.531

### EARNED RUN AVERAGE

Year	W-L	IP	R	ER	ERA
1. 1986	27-11	257.2	80	37	1.29
2. 1998	36-21	405.0	124	77	1.33
3. 1985	28-12	275.1	103	63	1.60
4. 2006	33-28	406.0	164	116	2.00
5. 2001	36-26	429.1	182	130	2.12
1999	38-29	454.2	199	138	2.12
1997	28-27	380.1	181	115	2.12
8. 2008	41-22	412.1	162	130	2.21
9. 2004	39-26	419.0	138	101	2.31
10. 2000	44-27	487.1	224	164	2.36

### SHUTOUTS

Year	ShO
1. 1998	17
2. 2004	15
3. 2008	14
4. 2006	12
5. 2013	10
2007	10
1999	10
1997	10
9. 2009	9
2002	9
2001	9
2000	9

### OPPONENT BATTING AVERAGE

Year	IP	OBA
1. 2013	381.0	.199
2. 1998	405.0	.216
3. 2012	374.0	.224
4. 2006	406.0	.225
5. 2001	429.1	.235
6. 2008	412.1	.242
7. 2007	419.1	.249
8. 1999	454.2	.250
9. 2004	419.0	.259
10. 2000	487.1	.258

### STRIKEOUTS

Year	IP	SO
1. 2013	381.0	468
2. 2012	374.0	358
3. 2006	406.0	299
4. 1998	405.0	290
5. 2005	426.2	287
6. 2009	368.2	260
7. 1999	454.2	257
8. 2008	412.1	252
2003	458.1	252
2002	458.1	252

# SINGLE-SEASON TEAM RECORDS

### STRIKEOUTS PER GAME

Year	SO	IP	Per Game
1. 2013	468	381.0	8.60
2. 2012	358	374.0	6.70
3. 2006	299	406.0	5.16
4. 1998	290	405.0	5.01
5. 2009	260	368.2	4.94
6. 2011	242	357.0	4.75
7. 2005	287	426.2	4.71
8. 2010	227	356.2	4.46
9. 2008	252	412.1	4.28
10. 2004	250	419.0	4.18

### FEWEST WALKS ALLOWED PER GAME

Year	BB	IP	Per Game
1. 1998	73	405.0	1.26
2. 1983	25	135.2	1.29
3. 1997	61	380.1	1.47
4. 2008	63	412.1	1.63
5. 2000	116	487.1	1.67
6. 2006	98	406.0	1.69
2004	101	419.0	1.69
8. 2007	104	419.1	1.74
9. 1999	119	454.2	1.83
10. 2005	112	426.2	1.84

## FIELDING

### FIELDING PERCENTAGE

.977 - 2009 (1,106 putouts, 333 assists, 34 errors)

### DOUBLE PLAYS

32 - 2000 (44 victories)

### DOUBLE PLAYS PER GAME

0.55 - 1986 (21 in 38 games)

### FIELDING PERCENTAGE

Year	TC	PO	A	E	Pct.
1. 2009	1,473	1,106	333	34	.977
2. 2008	1,815	1,237	523	55	.970
3. 2003	1,895	1,245	584	66	.965
4. 2001	1,961	1,288	603	70	.964
5. 2012	1,510	1,122	332	56	.963
6. 2010	1,559	1,070	429	60	.962
2005	1,722	1,218	439	65	.962
2004	1,941	1,257	610	74	.962
9. 2013	1,439	1,143	240	56	.961
10. 1999	1,982	1,364	537	81	.959

### PUTOUTS

Year	TC	PO	A	E	Pct.
1. 2000	2,318	1,462	757	99	.957
2. 2002	2,114	1,375	637	102	.952
3. 1999	1,982	1,364	537	81	.959
4. 2001	1,961	1,288	603	70	.964
5. 2005	1,949	1,280	585	84	.957
6. 2007	1,979	1,258	627	94	.953
7. 2004	1,941	1,257	610	74	.962
8. 2003	1,895	1,245	584	66	.965
9. 2008	1,815	1,237	523	55	.970
10. 2006	1,722	1,218	439	65	.962

### ASSISTS

Year	TC	PO	A	E	Pct.
1. 2000	2,318	1,462	757	99	.957
2. 1997	1,883	1,141	648	94	.950
3. 2002	2,114	1,375	637	102	.952
4. 2007	1,979	1,258	627	94	.953
5. 2004	1,941	1,257	610	74	.962
6. 2001	1,961	1,288	603	70	.964
7. 2005	1,949	1,280	585	84	.957
8. 2003	1,895	1,245	584	66	.965
9. 1999	1,982	1,364	537	81	.959
10. 2008	1,815	1,237	523	55	.970

### ERRORS

Year	TC	PO	A	E	Pct.
1. 2002	2,114	1,375	637	102	.952
2. 2000	2,318	1,462	757	99	.957
3. 2007	1,979	1,258	627	94	.953
1997	1,883	1,141	648	94	.950
5. 1983	1,226	773	367	86	.930
6. 2005	1,949	1,280	585	84	.957
7. 1999	1,982	1,364	537	81	.959
8. 2004	1,941	1,257	610	74	.962
9. 1998	1,755	1,215	467	73	.958
10. 2001	1,961	1,288	603	70	.964

### FIELDING DOUBLE PLAYS

Year	DP
1. 2000	32
2. 2002	28
3. 2007	24
4. 2005	23
5. 2004	22
6. 2010	21
1986	21
8. 2008	20
2006	20
2003	20

## MISCELLANEOUS

### VICTORIES

Year	W
1. 2000	44
2. 2008	41
3. 2004	39
4. 1999	38
5. 2003	36
2002	36
2001	36
1998	36
9. 2007	35
2005	35

### ROAD VICTORIES

Year	W
1. 2012	13
2. 2001	12
1998	12
4. 2000	11
5. 2008	10

### SEC VICTORIES

Year	W
1. 2001	19
2. 2000	17
3. 2007	15
1999	15
1998	15

### WINNING PERCENTAGE

Year	W	L	Pct.
1. 1986	27	11	.711
2. 1985	28	12	.700
3. 2008	41	22	.650
4. 1998	36	21	.632
5. 2000	44	27	.620
6. 2004	39	26	.600
7. 2001	36	26	.581
8. 2013	33	24	.579
2012	33	24	.579
10. 1999	38	29	.567

### LONGEST WINNING STREAK

Year	Dates	Games
1. 2006	Feb. 10 - March 3	16
2. 1986	March 21 - April 10	15
3. 2012	April 10 - May 4	12
4. 2008	Feb. 8-17	11
2003	Feb. 16 - March 8	11
6. 2004	April 20 - May 13	10
7. 2013	Feb. 23 - March 6	9
2001	March 23 - April 1	9
9. 2009	Feb. 13-25	8
2000	Feb. 13-26	8
1985	March 23 - April 2	8
1999	March 26 - April 6	8
1997	Feb. 26 - March 2	8

### LONGEST SEC WINNING STREAK

Year	Dates	Games
1. 2001	March 23 - April 1	9
2. 2012	April 13 - May 4	7
1999	March 26 - April 13	7
4. 2004	April 9 - May 13	6
1999	April 30 - May 13	6
6. 2013	April 7-19	5
2005	March 25-30	5
2002	April 7-13	5
1998	March 28 - April 13	5
10. 2007	March 27 - April 1	4
2005	April 16-19	4
2003	March 27-30	4
2001	April 28 - May 10	4
1998	May 8-10	4

### LONGEST NON-CONFERENCE WINNING STREAK

Year	Dates	Games
1. 2006	Feb. 10 - March 3	16
2. 1986	March 21 - April 10	15
3. 2012	Feb. 29 - April 28	13
2003	Feb. 16 - March 12	13
5. 2008	March 2 - April 23	12
6. 2008	Feb. 8-17	11
7. 2001-02	April 5 - Feb. 13	10
8. 2013	Feb. 23 - March 6	9
1998	March 14 - April 21	9
10. 2009	Feb. 13-25	8
2006-07	March 21 - Feb. 10	8
2000	Feb. 13-26	8
1997	Feb. 26 - March 2	8
1985	March 23 - April 2	8



# CLASS RECORDS



## FRESHMEN

### AT-BATS

Name	G	AB
1. Chelsea Bramlett, 2007	62	215
2. Courtney Bures, 2005	66	209
3. Kellie Wilkerson, 1999	67	203
4. Jenny Hehnke, 1997	56	194
5. Iyhia McMichael, 2001	62	189

### RUNS

Name	G	R
1. Chelsea Bramlett, 2007	62	56
2. Courtney Bures, 2005	66	49
Kellie Wilkerson, 1999	67	49
4. Jenny Hehnke, 1997	56	44
5. Ali Bainbridge, 2008	63	36
Keri McCallum, 1997	54	36

### HITS

Name	G	H
1. Kellie Wilkerson, 1999	67	90
2. Chelsea Bramlett, 2007	62	83
3. Courtney Bures, 2005	66	81
4. Jenny Hehnke, 1997	56	71
5. Keri McCallum, 1997	54	67

### BATTING AVERAGE

Name	G	H	AB	BA
1. Kellie Wilkerson, 1999	67	90	203	.443
2. Keri McCallum, 1997	54	67	157	.427
3. Courtney Bures, 2005	66	81	209	.388
4. Chelsea Bramlett, 2007	62	83	215	.386
5. Jenny Hehnke, 1997	56	71	194	.366

### DOUBLES

Name	G	2B
1. Kellie Wilkerson, 1999	67	17
2. Courtney Bures, 2006	66	16
Michelle Gates, 1997	56	16
4. Jenny Hehnke, 1997	56	14
5. Sam Lenahan, 2011	55	12

### TRIPLES

Name	G	3B
1. Keri McCallum, 1997	54	11
2. Courtney Bures, 2005	66	5
3. Erin Nesbit, 2010	55	4
Ka'ili Smith, 2009	56	4
5. Five players with		3

### HOME RUNS

Name	G	HR
1. Courtney Bures, 2005	66	17
2. Kellie Wilkerson, 1999	67	13
3. Sam Lenahan, 2011	55	8
Sammie Jo Bailey, 2006	57	8
5. Erin Nesbit, 2010	55	6

### SLUGGING PERCENTAGE

Name	G	TB	AB	SLG%
1. Courtney Bures, 2005	66	158	209	.756
2. Kellie Wilkerson, 1999	67	152	203	.749
3. Sam Lenahan, 2011	55	81	144	.563
4. Connie Pendley, 1985	37	50	101	.495
5. Iyhia McMichael, 2001	62	91	189	.481

### STOLEN BASES

Name	G	SB
1. Chelsea Bramlett, 2007	62	46
2. Iyhia McMichael, 2001	62	28
3. Keri McCallum, 1997	54	27
4. Loryn Nichols, 2013	52	23
5. Jennifer Jessup, 2001	62	19

### TOTAL BASES

Name	G	TB
1. Courtney Bures, 2005	66	158
2. Kellie Wilkerson, 1999	67	152
3. Michelle Gates, 1997	56	99
4. Keri McCallum, 1997	54	97
5. Chelsea Bramlett, 2007	62	95

### RUNS BATTED IN

Name	G	RBI
1. Kellie Wilkerson, 1999	67	65
2. Courtney Bures, 2005	66	54
3. Michelle Gates, 1997	56	48
4. Keri McCallum, 1997	54	39
5. Sam Lenahan, 2011	55	36

### BASES ON BALLS

Name	G	BB
1. Kellie Wilkerson, 1999	67	30
Cheri Smith, 1998	57	30
3. Sam Lenahan, 2011	55	29
4. Ka'ili Smith, 2009	56	22
5. Iyhia McMichael, 2001	62	20

### EARNED RUN AVERAGE

Name	ER	IP	ERA
1. Cathy Pippins, 1986	13	87.1	1.04
2. Kim Davis, 1985	32	141.1	1.85
3. Michelle Gates, 1997	48	176.0	1.91
4. Kelli Miller, 2004	36	131.1	1.92
5. Jennifer Pursell, 2000	73	256.2	1.99

### INNINGS PITCHED

Name	APP	IP
1. Jennifer Pursell, 2000	50	256.2
2. Lindsey Dunlap, 2009	43	217.2
3. Misty Flesher, 2008	38	179.1
4. Michelle Gates, 1997	31	176.0
5. Kim Davis, 1985	24	141.1

### STRIKEOUTS

Name	APP	IP	SO
1. Lindsey Dunlap, 2009	43	217.2	161
2. Jennifer Pursell, 2000	50	256.2	143
3. Misty Flesher, 2008	38	179.1	119
4. Michelle Gates, 1997	31	176.0	76
5. Melissa Massey, 2002	36	135.2	68

## SOPHOMORES

### AT-BATS

Name	G	AB
1. Iyhia McMichael, 2002	67	207
2. Chelsea Bramlett, 2008	60	200
3. Krystal Tillman, 2002	64	194
4. Michelle Gates, 1998	57	184
5. Keri McCallum, 1998	55	183

### RUNS

Name	G	R
1. Chelsea Bramlett, 2008	60	52
2. Michelle Gates, 1998	57	47
3. Iyhia McMichael, 2002	67	46
4. Kellie Wilkerson, 2000	68	43
5. Hayle Guess, 2006	61	39

### HITS

Name	G	H
1. Chelsea Bramlett, 2008	60	90
2. Kellie Wilkerson, 2000	67	78
3. Michelle Gates, 1998	57	70
4. Keri McCallum, 1998	55	64
5. Courtney Bures, 2006	61	62
Jenny Hehnke, 1998	56	62

### BATTING AVERAGE

Name	G	H	AB	BA
1. Chelsea Bramlett, 2008	60	90	200	.450
2. Kellie Wilkerson, 2000	68	78	181	.431
3. Michelle Gates, 1998	57	70	184	.380
4. Jenny Hehnke, 1998	56	62	165	.376
5. Keri McCallum, 1998	55	64	183	.350

### DOUBLES

Name	G	2B
1. Iyhia McMichael, 2002	67	15
Michelle Gates, 1998	57	15
3. Kellie Wilkerson, 2000	68	14
4. Krystal Tillman, 2002	64	11
5. Hayle Guess, 2006	61	10
Lindsay Nelson, 2002	53	10

### TRIPLES

Name	G	3B
1. Michelle Gates, 1998	57	10
2. Iyhia McMichael, 2002	67	8
3. Courtney Bures, 2006	61	6
Keri McCallum, 1998	55	6
5. Hayle Guess, 2006	61	4

### HOME RUNS

Name	G	HR
1. Ka'ili Smith, 2010	55	10
2. Briana Bell, 2013	48	9
3. Katie Cooley, 2005	62	8
Kellie Wilkerson, 2000	68	8
5. Kasey Whitehead, 2000	62	7

### SLUGGING PERCENTAGE

Name	G	TB	AB	SLG%
1. Michelle Gates, 1998	57	123	184	.668
2. Kellie Wilkerson, 2000	68	120	181	.663
3. Ka'ili Smith, 2010	55	96	161	.596
4. Briana Bell, 2013	48	66	120	.550
5. Courtney Bures, 2006	61	98	179	.547

### STOLEN BASES

Name	G	SB
1. Chelsea Bramlett, 2008	60	46
2. Iyhia McMichael, 2002	67	36
3. Michelle Gates, 1998	57	30
4. Hayle Guess, 2006	61	23
5. Kellie Wilkerson, 2000	68	21

### TOTAL BASES

Name	G	TB
1. Michelle Gates, 1998	57	141
2. Kellie Wilkerson, 2000	68	120
3. Iyhia McMichael, 2002	67	112
4. Chelsea Bramlett, 2008	60	105
5. Courtney Bures, 2006	61	98

### RUNS BATTED IN

Name	G	RBI
1. Ka'ili Smith, 2010	55	50
2. Iyhia McMichael, 2002	67	48
3. Kellie Wilkerson, 2000	68	43
4. Courtney Bures, 2006	61	37
5. Michelle Gates, 1998	57	35

### BASES ON BALLS

Name	G	BB
1. Kellie Wilkerson, 2000	68	49
2. Iyhia McMichael, 2002	67	37
3. Katie Cooley, 2005	62	29
4. Kate Jaspers, 2002	67	22
5. Sam Lenahan, 2012	57	21

### EARNED RUN AVERAGE

Name	ER	IP	ERA
1. Kim Davis, 1986	11	97.2	0.79
2. Ragan Blake, 2006	49	192.2	1.78
3. Jennifer Pursell, 2001	56	198.0	1.98
4. Kelli Miller, 2005	46	135.0	2.39
5. Stephanie Comeaux, 2004	56	141.2	2.77

### INNINGS PITCHED

Name	APP	IP
1. Melissa Massey, 2003	41	198.2
2. Jennifer Pursell, 2001	43	198.0
3. Ragan Blake, 2006	37	192.2
4. Stephanie Comeaux, 2005	35	141.2
5. Kelli Miller, 2005	32	135.0

### STRIKEOUTS

Name	APP	IP	SO
1. Ragan Blake, 2006	37	192.2	183
2. Jennifer Pursell, 2001	43	198.0	107
3. Stephanie Comeaux, 2005	35	141.2	105
4. Melissa Massey, 2003	41	198.2	96

## JUNIORS

### AT-BATS

Name	G	AB
1. Keri McCallum, 1999	67	235
2. Jenny Hehnke, 1999	67	206
3. Krystal Tillman, 2003	64	196
4. Karrie Rider, 1999	67	193
5. Michelle Gates, 1999	65	190

### RUNS

Name	G	R
1. Iyhia McMichael, 2003	64	63
2. Keri McCallum, 1999	67	57
3. Chelsea Bramlett, 2009	56	55
Kellie Wilkerson, 2002	66	55
5. Hayle Guess, 2007	62	44

### HITS

Name	G	H
1. Chelsea Bramlett, 2009	56	88
Keri McCallum, 1999	67	88
3. Iyhia McMichael, 2003	64	75
4. Kellie Wilkerson, 2001	61	70
5. Jenny Hehnke, 1999	67	66



# CLASS RECORDS

## BATTING AVERAGE

Name	G	H	AB	BA
1. Chelsea Bramlett, 2009	56	88	181	.486
2. Kellie Wilkerson, 2001	61	70	167	.419
3. Iyhia McMichael, 2003	64	75	186	.403
4. Keri McCallum, 1999	67	88	235	.374
5. Jennifer Waterman, 2003	52	53	143	.371

## DOUBLES

Name	G	2B
1. Keri McCallum, 1999	67	22
2. Jennifer Waterman, 2003	52	18
3. Michelle Gates, 1999	65	15
4. Courtney Bures, 2007	61	13
5. <b>Sam Lenahan, 2013</b>	<b>57</b>	<b>12</b>
Ali Bainbridge, 2010	55	12
Callye Williams, 2005	65	12
Kellie Wilkerson, 2001	61	12

## TRIPLES

Name	G	3B
1. Keri McCallum, 1999	67	10
2. Melanie Morgan, 1985	38	7
3. Nakita Boyce, 2007	61	6
Kate Jaspers, 2003	63	6
5. Iyhia McMichael, 2003	64	5
Meg Hartnett, 1985	40	5

## HOME RUNS

Name	G	HR
1. Iyhia McMichael, 2003	64	18
2. Jessica Cooley, 2012	57	15
3. Kellie Wilkerson, 2001	61	14
4. <b>Logan Foulks, 2013</b>	<b>57</b>	<b>13</b>
5. <b>Sam Lenahan, 2013</b>	<b>57</b>	<b>10</b>

## SLUGGING PERCENTAGE

Name	G	TB	AB	SLG%
1. Iyhia McMichael, 2003	64	149	186	.801
2. Kellie Wilkerson, 2001	61	128	167	.766
3. <b>Sam Lenahan, 2013</b>	<b>57</b>	<b>92</b>	<b>148</b>	<b>.622</b>
4. Melanie Morgan, 1985	38	73	118	.619
5. Jessica Cooley, 2012	57	97	158	.614

## STOLEN BASES

Name	G	SB
1. Chelsea Bramlett, 2009	56	54
2. Iyhia McMichael, 2003	64	36
3. Kellie Wilkerson, 2001	61	35
4. Hayle Guess, 2007	62	25
5. <b>Jessica Offutt, 2013</b>	<b>57</b>	<b>21</b>

## TOTAL BASES

Name	G	TB
1. Iyhia McMichael, 2003	64	149
2. Keri McCallum, 1999	67	130
3. Kellie Wilkerson, 2001	61	128
4. <b>Logan Foulks, 2013</b>	<b>57</b>	<b>103</b>
5. Chelsea Bramlett, 2009	56	99

## RUNS BATTED IN

Name	G	RBI
1. Iyhia McMichael, 2003	64	63
2. Courtney Bures, 2007	61	56
3. Jessica Cooley, 2012	57	41
4. <b>Sam Lenahan, 2013</b>	<b>57</b>	<b>40</b>
Michelle Gates, 1999	65	40

## BASES ON BALLS

Name	G	BB
1. <b>Sam Lenahan, 2013</b>	<b>57</b>	<b>51</b>
2. Kellie Wilkerson, 2001	61	48
3. Iyhia McMichael, 2003	64	38
4. Katie Cooley, 2006	57	31
5. Jessica Cooley, 2012	57	28

## EARNED RUN AVERAGE

Name	ER	IP	ERA
1. Autumn Anderson, 1999	42	275.2	1.07
2. Stephanie Comeaux, 2006	39	155.2	1.75
3. <b>Alison Owen, 2013</b>	<b>56</b>	<b>198.2</b>	<b>1.97</b>
4. Alicia Judd, 1997	41	143.1	2.00
5. Kelsey Nurnberg, 2008	56	173.1	2.26

## INNINGS PITCHED

Name	APP	IP
1. Autumn Anderson, 1998	50	275.2
2. <b>Alison Owen, 2013</b>	<b>42</b>	<b>198.2</b>
3. Stephanie Becker, 2012	43	182.2
4. Melissa Massey, 2004	37	180.0
5. Kelsey Nurnberg, 2008	38	173.1

## STRIKEOUTS

Name	APP	IP	SO
1. <b>Alison Owen, 2013</b>	<b>42</b>	<b>198.2</b>	<b>250</b>
2. Autumn Anderson, 1998	50	275.2	246
3. Stephanie Becker, 2012	43	182.2	163
4. Kylie Vry, 2012	34	122.0	117
5. Melissa Massey, 2004	37	180.0	115

# SENIORS

## AT-BATS

Name	G	AB
1. Keri McCallum, 2000	71	243
2. Karrie Rider, 2000	71	216
3. Michelle Gates, 2000	69	211
4. Jenny Hehnke, 2000	69	210
5. Jennifer Nelson, 2003	64	208

## RUNS

Name	G	R
1. Iyhia McMichael, 2004	65	83
2. Keri McCallum, 2000	71	64
3. Chelsea Bramlett, 2010	55	56
4. Kellie Wilkerson, 2002	66	51
5. Ali Bainbridge, 2011	56	48

## HITS

Name	G	H
1. Keri McCallum, 2000	71	100
2. Chelsea Bramlett, 2010	55	98
3. Iyhia McMichael, 2004	65	87
4. Courtney Bures, 2008	63	74
5. Kate Jaspers, 2004	63	73

## BATTING AVERAGE

Name	G	H	AB	BA
1. Chelsea Bramlett, 2010	55	98	183	.536
2. Iyhia McMichael, 2004	65	87	183	.475
3. Kellie Wilkerson, 2002	66	80	191	.419
4. Keri McCallum, 2000	71	100	243	.412
5. Courtney Bures, 2008	63	74	186	.398

## DOUBLES

Name	G	2B
1. Kellie Wilkerson, 2002	66	18
2. Iyhia McMichael, 2004	65	16
3. Courtney Bures, 2008	63	14
4. Courtney Nesbit, 2011	56	13
Chelsea Raines, 2011	56	13

## TRIPLES

Name	G	3B
1. Keri McCallum, 2000	71	11
2. Iyhia McMichael, 2004	65	10
3. Jennifer Nelson, 2003	64	7
4. Chelsea Bramlett, 2010	55	6
5. Ali Bainbridge, 2011	56	4
Nakita Boyce, 2008	63	4
Hayle Guess, 2008	63	4
Michelle Gates, 2000	69	4

## HOME RUNS

Name	G	HR
1. Jessica Cooley, 2013	57	10
Iyhia McMichael, 2004	65	10
3. Brittany Bell, 2012	57	9
Kellie Wilkerson, 2002	66	9
5. Courtney Nesbit, 2011	56	8
Melanie Morgan, 1985	38	8

## SLUGGING PERCENTAGE

Name	G	TB	AB	SLG%
1. Iyhia McMichael, 2004	65	153	183	.836
2. Kellie Wilkerson, 2002	66	129	191	.675
3. Brittany Bell, 2012	57	99	152	.651
4. Chelsea Bramlett, 2010	55	113	183	.617
5. Keri McCallum, 2000	71	145	243	.597

## STOLEN BASES

Name	G	SB
1. Chelsea Bramlett, 2010	55	61
2. Iyhia McMichael, 2004	65	41
3. Keri McCallum, 2000	71	31
4. Nakita Boyce, 2008	63	22
5. Ali Bainbridge, 2011	56	20
Michelle Gates, 2000	69	20

## TOTAL BASES

Name	G	TB
1. Iyhia McMichael, 2004	65	153
2. Keri McCallum, 2000	71	145
3. Kellie Wilkerson, 2002	66	129
4. Chelsea Bramlett, 2010	55	113
5. Courtney Bures, 2008	63	107

## RUNS BATTED IN

Name	G	RBI
1. Jennifer Waterman, 2004	64	55
2. Kate Jaspers, 2004	63	47
3. Courtney Bures, 2008	63	46
4. Karrie Rider, 2000	71	43
5. Courtney Nesbit, 2011	56	42
Iyhia McMichael, 2004	65	42

## BASES ON BALLS

Name	G	BB
1. Iyhia McMichael, 2004	65	51
2. Kellie Wilkerson, 2002	66	50
3. Ka'ili Smith, 2012	57	44
4. Ali Bainbridge, 2011	56	40
5. Jessica Cooley, 2013	57	30

## EARNED RUN AVERAGE (Minimum 40 IP)

Name	ER	IP	ERA
1. Vicki Bonar, 1985	30	132.0	1.59
2. Alicia Judd, 1998	35	129.1	1.89
3. Sara Hickerson, 2007	28	100.2	1.95
4. Kelli Miller, 2007	47	165.0	1.99
5. Autumn Anderson, 1999	77	254.0	2.12

## INNINGS PITCHED

Name	APP	IP
1. Autumn Anderson, 1999	51	254.0
2. Kasey Whitehead, 2002	53	221.2
3. Kelli Miller, 2007	38	165.0
4. Vicki Bonar, 1985	22	132.0
5. Alicia Judd, 1997	24	129.1

## STRIKEOUTS

Name	APP	IP	SO
1. Autumn Anderson, 1999	51	254.0	160
2. Stephanie Becker, 2013	32	129.0	159
3. Kasey Whitehead, 2002	61	221.2	95
4. Kelli Miller, 2007	38	165.0	85
5. Kelsey Nurnberg, 2009	32	124.1	84

# SEC TOURNAMENT HISTORY



**Top Left:** Prior to the 2012 SEC Tournament, MSU caught up with Sidney, who stayed with Vann Stuedeman for two months following the Tuscaloosa tornados. **Top Right:** The team sings "Hail State" following its game versus Alabama in the 2012 SEC Tournament. **Bottom Left:** Mississippi State faced Alabama in the 2012 SEC Tournament. **Bottom Right:** The Bulldogs visit the elderly couple who were Vann Stuedeman's neighbors for over a decade.

## BATTING RECORDS

### INDIVIDUAL

**Most At-Bats, Game:** 5, Four Players vs. Alabama (May 10, 1998)  
**Most At-Bats, Series:** 22, Karrie Rider (1998)  
**Most At-Bats, Career:** 43, Karrie Rider (1998-2000)  
**Most Runs, Game:** 3, twice, last by Iyhia McMichael vs. Tennessee (May 13, 2004)  
**Most Runs, Series:** 4, Iyhia McMichael (2004)  
**Most Runs, Career:** 9, Kelli Wilkerson (1999-2002)  
**Most Hits, Game:** 3, three times, last by Kate Jaspers vs. Tennessee (May 13, 2004)  
**Most Hits, Series:** 7, Michelle Gates and Jenny Hehnke (1998)  
**Most Hits, Career:** 16, Jenny Hehnke (1998-2000)  
**Most Hits, Game:** 3, Kate Jaspers vs. South Carolina (May 9, 2002)  
**Most Walks, Series:** 4, Jennifer Waterman (2004)  
**Most Walks, Career:** 9, Kelli Wilkerson (1999-2002)  
**Most Doubles, Game:** 1, Many Times, last by Sam Lenahan vs. Alabama (May 10, 2012)  
**Most Doubles, Series:** 2, three times, last by Jenny Hehnke and Keri McCallum (1999)  
**Most Doubles, Career:** 3, Michelle Gates (1997-2000)  
**Most Triples, Game:** 1, four times, last by Heidi Shape vs. Alabama (May 10, 2012)  
**Most Triples, Series:** 1, four times, last by Heidi Shape vs. Alabama (May 10, 2012)  
**Most Triples, Career:** 1, four times, last by Heidi Shape vs. Alabama (May 10, 2012)  
**Most Home Runs, Game:** 1, five times, last by Callye Williams vs. Tennessee (May 13, 2004)  
**Most Home Runs, Series:** 1, five times, last by Callye Williams (2004)  
**Most Home Runs, Career:** 1, five times, last by Callye Williams (2004)  
**Most RBI, Game:** 4, Kasey Whitehead vs. Auburn (May 12, 2000)  
**Most RBI, Series:** 4, twice, last by Kasey Whitehead (2000)  
**Most RBI, Career:** 5, Michelle Gates (1998-2000)  
**Most Stolen Bases, Game:** 2, three times, last by Iyhia McMichael vs. Tennessee (May 13, 2004)  
**Most Stolen Bases, Series:** 3, Michelle Gates (1998-2000)  
**Most Stolen Bases, Career:** 4, Michelle Gates (1998-2000)  
**Most Hit By Pitches, Game:** 2, Iyhia McMichael vs. Tennessee (May 13, 2004)  
**Most Hit By Pitches, Series:** 2, Iyhia McMichael (2004)  
**Most Hit By Pitches, Career:** 2, Iyhia McMichael (2004)  
**Most Total Bases, Game:** 5, Kasey Whitehead vs. Auburn (May 12, 2000)  
**Most Total Bases, Series:** 11, Jenny Hehnke (1998)  
**Most Total Bases, Career:** 20, Jenny Hehnke (1998-2000)

### TEAM

**Most At-Bats, Game:** 38 vs. Alabama (May 10, 1998)  
**Most At-Bats, Series:** 159, 1998  
**Most Runs, Game:** 9 vs. Auburn (May 12, 2000)  
**Most Runs, Series:** 13, twice, last in 2004  
**Most Hits, Game:** 11 vs. Auburn (May 12, 2000)  
**Most Hits, Series:** 39, 1998  
**Most Walks, Game:** 5 vs. Alabama (May 12, 2011)  
**Most Walks, Series:** 8, twice, last in 2001  
**Most Doubles, Game:** 3 vs. Tennessee (May 13, 2004)  
**Most Doubles, Series:** 6, 1999  
**Most Triples, Game:** 1, four times, last vs. Alabama (May 10, 2012)  
**Most Triples, Series:** 1, four times, last in 2012  
**Most Home Runs, Game:** 2 vs. Alabama (May 13, 2000)  
**Most Home Runs, Series:** 3, 2000  
**Most RBI, Game:** 8 vs. Tennessee (May 13, 2004)  
**Most RBI, Series:** 12, 2004  
**Most Stolen Bases, Game:** 4 vs. Auburn (May 12, 2000)  
**Most Stolen Bases, Series:** 5, 1998  
**Most Hit By Pitches, Game:** 2, twice, last vs. Tennessee (May 13, 2004)  
**Most Hit By Pitches, Series:** 2, twice, last in 2004  
**Most Total Bases, Game:** 18 vs. Auburn (May 12, 2000)  
**Most Total Bases, Series:** 53, 1998

## PITCHING RECORDS

### INDIVIDUAL

**Most Appearances, Series:** 6, Autumn Anderson (1998)  
**Most Appearances, Career:** 10, Autumn Anderson (1998-99)  
**Most Games Started, Series:** 6, Autumn Anderson (1998)  
**Most Games Started, Career:** 10, Autumn Anderson (1998-99)  
**Most Innings Pitched, Game:** 9.0, Autumn Anderson vs. LSU (May 15, 1999)  
**Most Innings Pitched, Series:** 42.2, Autumn Anderson (1998)  
**Most Innings Pitched, Career:** 71.1, Autumn Anderson (1998-99)  
**Most Strikeouts, Game:** 11, Autumn Anderson vs. South Carolina (May 15, 1999)  
**Most Strikeouts, Series:** 27, Autumn Anderson (1998)  
**Most Strikeouts, Career:** 49, Autumn Anderson (1998-99)  
**Most Wins, Series:** 4, Autumn Anderson (1998)  
**Most Wins, Career:** 6, Autumn Anderson (1998-99)  
**Most Saves, Series:** 1, four times, last by Ragan Blake (2005)  
**Most Saves, Career:** 1, four times, last by Ragan Blake (2005)  
**Most Shutouts, Series:** 2.5, Autumn Anderson (1998)  
**Most Shutouts, Career:** 2.5, Autumn Anderson (1998-99)  
**Fewest Hits Allowed, Game (at least 7.0 IP):** 3, Autumn Anderson vs. Florida (May 10, 1998)  
**Fewest Hits Allowed, Series (at least 7.0 IP):** 4, Melissa Massey (2003)  
**Lowest ERA, Series (at least 7 IP):** 0.81, Ragan Blake (2005)  
**Least Walks Allowed, Series (at least 7 IP):** 1, three times, last by Stephanie Becker (2011)  
**Complete Games, Series:** 5, Autumn Anderson (1998)  
**Complete Games, Career:** 7, Autumn Anderson (1998-99)

### TEAM

**Most Innings Pitched, Game:** 9.0 vs. LSU (May 15, 1999)  
**Most Innings Pitched, Series:** 43.2, 1998  
**Least Hits Allowed, Game:** 1 vs. Florida (May 10, 2001)  
**Least Hits Allowed, Series:** 2, 2008  
**Least Runs Allowed, Game:** 0, four times, last vs. Florida (May 10, 2001)  
**Most Strikeouts, Game:** 11 vs. South Carolina (May 15, 1999)  
**Most Strikeouts, Series:** 27, 1998  
**Least Walks Allowed, Game:** 0, twice, last vs. South Carolina (May 13, 2005)  
**Most Complete Games, Series:** 5, 1998  
**Most Shutouts, Series:** 3, 1998  
**Most Wins, Series:** 4, 1998  
**Longest Winning Streak:** 4 Games, 1998

## ALL-TIME

Appearances	12
Overall Record	11-20
In Opening Game	3-9
In Finals	0-1
In Extra Innings	0-2
In One-Run Games	5-7
Vs. Ranked Teams	2-14
In Auburn, Ala.	0-2
In Chattanooga, Tenn.	2-4
In Columbus, Ga.	7-6
In Gainesville, Fla.	1-2
In Oxford, Miss.	0-1
In Plant City, Fla.	0-2
In Tuscaloosa, Ala.	1-3
As 1st Seed	N/A
As 2nd Seed	N/A
As 3rd Seed	N/A
As 4th Seed	5-4
As 5th Seed	1-3
As 6th Seed	2-2
As 7th Seed	3-7
As 8th Seed	0-4
Vs. 1st Seed	2-5
Vs. 2nd Seed	1-4
Vs. 3rd Seed	1-3
Vs. 4th Seed	1-6
Vs. 5th Seed	2-1
Vs. 6th Seed	2-1
Vs. 7th Seed	N/A
Vs. 8th Seed	2-0
On May 8	1-3
On May 9	2-2
On May 10	3-3
On May 11	0-3
On May 12	1-3
On May 13	3-1
On May 14	0-3
On May 15	1-1
On May 16	0-1
Vs. Alabama	1-6
Vs. Arkansas	1-2
Vs. Auburn	1-1
Vs. Florida	3-1
Vs. Georgia	1-3
Vs. LSU	0-2
Vs. South Carolina	3-3
Vs. Tennessee	1-2

## GAME-BY-GAME

<b>1998 - Columbus, Ga. (4-2)</b>		
South Carolina	L	0-2
Georgia	W	3-2
South Carolina	W	3-0
Florida	W	1-0
Florida	W	1-0
Alabama	L	4-5 (9)
<b>1999 - Columbus, Ga. (2-2)</b>		
Alabama	W	6-3
#24 Tennessee	L	2-4
#14 South Carolina	W	2-1
#7 LSU	L	0-2 (9)
<b>2000 - Columbus, Ga. (1-2)</b>		
Arkansas	L	1-2
Auburn	W	9-3
#11 Alabama	L	3-4
<b>2001 - Chattanooga, Tenn. (1-2)</b>		
Florida	W	1-0
#3 LSU	L	1-2
Arkansas	L	2-7
<b>2002 - Chattanooga, Tenn. (1-2)</b>		
South Carolina	L	5-11
Arkansas	W	5-1
#25 Georgia	L	1-7
<b>2003 - Plant City, Fla. (0-2)</b>		
#7 Georgia	L	0-3
#19 South Carolina	L	1-2
<b>2004 - Tuscaloosa, Ala. (1-2)</b>		
#10 Tennessee	L	8-2
#6 Georgia	L	2-11 (5)
#12 Auburn	L	3-4
<b>2005 - Gainesville, Fla. (1-2)</b>		
#9 Alabama	L	0-5
South Carolina	W	4-1
#11 Tennessee	L	0-3
<b>2007 - Auburn, Ala. (0-1)</b>		
#25 Florida	L	0-3
<b>2008 - Auburn, Ala. (0-1)</b>		
Alabama	L	0-1
<b>2011 - Oxford, Miss. (0-1)</b>		
#4 Alabama	L	1-5
<b>2012 - Tuscaloosa, Ala. (0-1)</b>		
#3 Alabama	L	2-5







# NCAA TOURNAMENT HISTORY

## ALL-TIME

Appearances.....	10
Overall Record.....	10-20
In Opening Game.....	5-5
In Extra Innings.....	1-1
In One-Run Games.....	4-3
Vs. Ranked Teams.....	0-15
In Austin, Texas.....	2-2
In Eugene, Ore.....	0-2
In Lafayette, La.....	1-2
In Lincoln, Neb.....	2-4
In Mobile, Ala.....	1-2
In Seattle, Wash.....	2-2
In Tallahassee, Fla.....	0-2
In Tempe, Ariz.....	1-2
In Tucson, Ariz.....	1-2
Vs. ACC.....	0-2
Vs. America East.....	1-0
Vs. Big West.....	1-3
Vs. Big Ten.....	1-1
Vs. Big 12.....	0-2
Vs. Pac-12.....	1-7
Vs. Pacific Coast Softball Conference.....	0-2
Vs. Southern.....	1-0
Vs. Southland.....	3-0
Vs. Southwestern.....	1-0
Vs. Sun Belt.....	1-3
On May 15.....	1-1
On May 16.....	1-5
On May 17.....	1-3
On May 18.....	3-3
On May 19.....	1-2
On May 20.....	2-2
On May 21.....	0-3
On May 22.....	1-1
Vs. Arizona.....	0-1
Vs. Arizona State.....	0-1
Vs. BYU.....	0-1
Vs. California.....	0-2
Vs. Chattanooga.....	1-0
Vs. Florida Atlantic.....	0-1
Vs. Florida International.....	1-0
Vs. Florida State.....	0-2
Vs. Hawaii.....	0-2
Vs. Iowa.....	1-0
Vs. Louisiana-Lafayette.....	0-1
Vs. Mississippi Valley State.....	1-0
Vs. Nebraska.....	0-1
Vs. Northwestern State.....	1-0
Vs. Pacific.....	1-1
Vs. Portland State.....	0-1
Vs. South Alabama.....	0-1
Vs. Stony Brook.....	1-0
Vs. Texas.....	0-2
Vs. Texas A&M-CC.....	2-0
Vs. Utah.....	1-1
Vs. Washington.....	0-2

## GAME-BY-GAME

### 2000 - Seattle, Wash. (2-2)

Chattanooga	W	6-1
Utah	W	11-3 (6)
#1 Washington	L	1-4
Utah	L	1-4

### 2002 - Lafayette, La. (1-2)

#4 Arizona State	L	1-4
Northwestern State	W	9-6
#19 Louisiana-Lafayette	L	3-10

### 2003 - Lincoln, Neb. (1-2)

Florida International	W	4-2
#8 Washington	L	0-8 (6)
#11 Nebraska	L	0-8 (6)

### 2004 - Lincoln, Neb. (1-2)

Iowa	W	2-1 (8)
#2 California	L	1-2
Florida Atlantic	L	0-1

### 2005 - Austin, Texas (2-2)

Texas A&M-CC	W	1-0
#5 Texas	L	0-2
Texas A&M-CC	W	2-1
#5 Texas	L	0-2

### 2007 - Tucson, Ariz. (1-2)

Pacific	W	7-1
#4 Arizona	L	0-8
Pacific	L	10-12

### 2008 - Tempe, Ariz. (1-2)

#23 Hawaii	L	7-9
Stony Brook	W	8-3
#23 Hawaii	L	4-7

### 2009 - Tallahassee, Fla. (0-2)

#14 California	L	3-8
#16 Florida State	L	0-5

### 2012 - Eugene, Ore. (0-2)

BYU	L	3-4 (9)
Portland State	L	0-2

### 2013 - Mobile, Ala. (1-2)

#19 Florida State	L	2-5
Mississippi Valley State	W	2-1
#15 South Alabama	L	0-3



**Top:** Last year's Bulldogs played in the NCAA Mobile Regional. **Bottom:** Alison Owen and the Bulldogs picked up their first NCAA Tournament win since 2008 with a 2-1 win over Mississippi Valley State.

## BATTING RECORDS

### INDIVIDUAL

**Most At-Bats, Game:** 5, Chelsea Bramlett vs. Hawaii (May 16, 2008)  
**Most At-Bats, Series:** 13, three times, last by Courtney Bures and Jennifer Jessup (2005)  
**Most At-Bats, Career:** 31, Courtney Bures (2005-08)  
**Most Runs, Game:** 2, many times, last in 2008 by four players  
**Most Runs, Series:** 5, Hayle Guess (2008)  
**Most Runs, Career:** 8, Chelsea Bramlett (2007-09)  
**Most Hits, Game:** 3, many times, last by Chelsea Bramlett vs. California (May 15, 2009)  
**Most Hits, Series:** 7, Ali Bainbridge (2008)  
**Most Hits, Career:** 13, Chelsea Bramlett (2007-09)  
**Most Walks, Game:** 3, twice, last by Jessie Bailey vs. Pacific (May 18, 2007)  
**Most Walks, Series:** 6, twice, last by Jessie Bailey (2007)  
**Most Walks, Career:** 6, twice, last by Tanelda McDonald (2006-07)  
**Most Doubles, Game:** 2, Sammie Jo Bailey vs. Pacific (May 19, 2007)  
**Most Doubles, Series:** 2, twice, last by Sammie Jo Bailey (2007)  
**Most Doubles, Career:** 2, four times, last by Hayle Guess (2007-08)  
**Most Triples, Game:** 1, twice, last by Tanelda McDonald vs. Texas A&M-CC (May 20, 2005)  
**Most Triples, Series:** 1, twice, last by Tanelda McDonald (2005)  
**Most Triples, Career:** 1, twice, last by Tanelda McDonald (2004-05)  
**Most Home Runs, Game:** 1, six times, last by Jessica Cooley vs. Mississippi Valley State (May 18, 2013)  
**Most Home Runs, Series:** 1, six times, last by Jessica Cooley (2013)  
**Most Home Runs, Career:** 1, six times, last by Jessica Cooley (2013)  
**Most RBI, Game:** 7, Hayle Guess vs. Pacific (May 18, 2007)  
**Most RBI, Series:** 8, Hayle Guess (2007)  
**Most RBI, Career:** 12, Hayle Guess (2004-08)  
**Most Stolen Bases, Game:** 2, twice, last by Chelsea Bramlett vs. Hawaii (May 17, 2008)  
**Most Stolen Bases, Series:** 2, three times, last by Heidi Shape (2012)  
**Most Stolen Bases, Career:** 3, Chelsea Bramlett (2007-09)  
**Most Hit By Pitches, Game:** 1, many times, last by Erin Nesbit vs. Portland State (May 18, 2012)  
**Most Hit By Pitches, Series:** 2, twice, last by Kate Jaspers (2004)  
**Most Hit By Pitches, Career:** 2, twice, last by Kate Jaspers (2004)  
**Most Total Bases, Game:** 7, Hayle Guess vs. Pacific (May 18, 2007)  
**Most Total Bases, Series:** 10, Hayle Guess (2008)  
**Most Total Bases, Career:** 19, Hayle Guess (2004-08)

### TEAM

**Most At-Bats, Game:** 33, twice, last vs. BYU (May 17, 2012)  
**Most At-Bats, Series:** 98, 2000  
**Most Runs, Game:** 11, vs. Utah (May 19, 2000)  
**Most Runs, Series:** 19, twice, last in 2008  
**Most Hits, Game:** 16 vs. Hawaii (May 16, 2008)  
**Most Hits, Series:** 38, 2008  
**Most Walks, Game:** 8, vs. Pacific (May 19, 2007)  
**Most Walks, Series:** 16, 2007  
**Most Doubles, Game:** 2, five times, last vs. BYU (May 17, 2012)  
**Most Doubles, Series:** 4, twice, last in 2007  
**Most Triples, Game:** 1, twice, last vs. Texas A&M-CC (May 20, 2005)  
**Most Triples, Series:** 1, twice, last in 2005  
**Most Home Runs, Game:** 1, many times, last vs. Mississippi Valley State (May 18, 2013)  
**Most Home Runs, Series:** 3, 2008  
**Most RBI, Game:** 11 vs. Utah (May 19, 2000)  
**Most RBI, Series:** 18, twice, last in 2008  
**Most Stolen Bases, Game:** 4 vs. California (May 15, 2009)  
**Most Stolen Bases, Series:** 4, three times, last in 2009  
**Most Hit By Pitches, Game:** 2, twice, last vs. Portland State (May 18, 2012)  
**Most Hit By Pitches, Series:** 3, 2000  
**Most Total Bases, Game:** 19, vs. Hawaii (May 16, 2008)  
**Most Total Bases, Series:** 50, 2008

## PITCHING RECORDS

### INDIVIDUAL

**Most Appearances, Series:** 4, Jennifer Pursell (2000)  
**Most Appearances, Career:** 8, Kelli Miller (2004-07)  
**Most Games Started, Series:** 3, Misty Fleisher (2008)  
**Most Games Started, Career:** 6, Kelli Miller (2004-07)  
**Most Innings Pitched, Game:** 8.0, Melissa Massey vs. Iowa (May 20, 2004)  
**Most Innings Pitched, Series:** 16.2, Misty Fleisher (2008)  
**Most Innings Pitched, Career:** 39.1, Kelli Miller (2004-07)  
**Most Strikeouts, Game:** 13, Alison Owen vs. Mississippi Valley State (May 18, 2013)  
**Most Strikeouts, Series:** 20, Alison Owen (2013)  
**Most Strikeouts, Career:** 20, Alison Owen (2013)  
**Most Wins, Series:** 2, Jennifer Pursell (2000)  
**Most Wins, Career:** 2, twice, last by Kelli Miller (2004-07)  
**Most Saves, Series:** N/A  
**Most Saves, Career:** N/A  
**Most Shutouts, Series:** 1, Kelli Miller (2005)  
**Most Shutouts, Career:** 1, Kelli Miller (2004-05)  
**Fewest Hits Allowed, Series (at least 7.0 IP):** 5, Melissa Massey (2004)  
**Lowest ERA, Series (at least 7 IP):** 0.44 in 16.0 IP, Kelli Miller (2005)  
**Least Walks Allowed, Series (at least 7 IP):** 0 in 16.0 IP, Kelli Miller (2005)  
**Complete Games, Series:** 2, twice, last by Alison Owen (2013)  
**Complete Games, Career:** 3, Kelli Miller (2004-05)

### TEAM

**Most Innings Pitched, Game:** 8.0, vs. Iowa (May 20, 2004)  
**Most Innings Pitched, Series:** 28.0, 2005  
**Least Runs Allowed, Game:** 0, vs. Texas A&M-CC (May 20, 2005)  
**Most Strikeouts, Game:** 13, twice, last vs. Mississippi Valley State (May 18, 2013)  
**Most Strikeouts, Series:** 24, 2013  
**Most Complete Games, Series:** 2, three times, last in 2013  
**Most Shutouts, Series:** 1, 2005  
**Most Wins, Series:** 2, 2000 and 2005  
**Longest Winning Streak:** 2 Games, 2000





# ALL-TIME RESULTS



## 1982

### 2-18 Overall

Home: 2-4 • Away: 0-2 • Neutral: 0-12

3/10	at LSU	L, 0-14
3/10	at LSU	L, 7-8
3/11	! Stephen F. Austin	L, 0-10
3/12	! Kent State	L, 3-10
3/12	! Kent State	L, 8-9
3/19	LOUISIANA-LAFAYETTE	W, 13-3
3/19	LOUISIANA-LAFAYETTE	L, 9-15
3/20	CARTHAGE COLLEGE	W, 6-1
3/20	CARTHAGE COLLEGE	L, 13-16
3/25	# Oklahoma State	L, 0-2
3/25	# Utah	L, 0-9
3/26	# Iowa State	L, 1-12
3/26	# Nebraska-Omaha	L, 0-8
3/27	# Idaho State	L, 0-8
4/2	\$ NE Missouri State	L, 2-3
4/2	\$ Oklahoma State	L, 1-9
4/3	\$ Kansas	L, 1-9
4/3	\$ Iowa	L, 1-6
4/20	LSU	L, 2-3
4/20	LSU	L, 1-4

! LSU Tournament (Baton Rouge, La.); \$ Oklahoma Invitational (Bartlesville, Okla.); \$ Southwest Missouri State Invitational (Springfield, Mo.).

## 1983

### 6-13 Overall

Home: 2-5 • Away: 2-2 • Neutral: 1-6

2/26	at Louisiana-Lafayette	L, 1-2
2/26	at Louisiana-Lafayette	L, 1-6
3/13	LOUISIANA-MONROE	L, 0-3
3/13	LOUISIANA-MONROE	W, 4-3
3/15	! Eastern Connecticut	L, 1-2
3/15	! Fairleigh Dickinson	W, 21-6
3/16	! Trenton	L, 0-5
3/16	! Rhode Island	L, 5-9
3/22	SOUTHERN MISS	W, 3-0
3/22	SOUTHERN MISS	W, 4-3
4/9	NICHOLLS STATE	L, 2-4
4/9	NICHOLLS STATE	L, 2-4
4/12	at Southern Miss	W, 3-0
4/12	at Southern Miss	W, 5-4
4/15	# Illinois State	L, 0-2
4/15	# Texas-Arlington	L, 2-7
4/16	# Oklahoma	L, 0-4
4/23	LOUISIANA TECH	L, 0-4
4/23	LOUISIANA TECH	L, 0-9

! South Carolina State Invitational (Columbia, S.C.); # Louisiana Tech Invitational (Ruston, La.)

## 1984

### 11-20 Overall

Home: 5-11 • Away: 4-6 • Neutral: 2-3

3/3	at Northwestern State	W, 2-1
3/3	at Northwestern State	L, 3-7
3/7	FLORIDA A&M	W, 11-0
3/7	FLORIDA A&M	W, 11-8
3/8	FLORIDA STATE	L, 0-1 (9)
3/8	FLORIDA STATE	L, 2-6
3/10	LOUISIANA TECH	L, 0-4
3/10	LOUISIANA TECH	L, 1-9
3/16	! at Florida State	L, 0-5
3/16	! George Mason	L, 8-13
3/17	! Florida A&M	W, 5-2
3/19	WESTERN ILLINOIS	L, 7-8 (8)
3/19	WESTERN ILLINOIS	L, 0-1 (10)
3/22	MICHIGAN STATE	L, 3-11
3/22	MICHIGAN STATE	L, 1-6
3/23	LUTHER COLLEGE	W, 3-2
3/23	LUTHER COLLEGE	L, 4-6
4/3	at Southern Miss	W, 7-6
4/3	at Southern Miss	W, 3-2
4/7	LOUISIANA-LAFAYETTE	L, 0-1
4/7	LOUISIANA-LAFAYETTE	L, 2-3
4/10	at Louisiana-Monroe	L, 2-3
4/10	at Louisiana-Monroe	L, 0-1
4/13	# William Woods	L, 0-1
4/13	# SE Missouri State	L, 0-2
4/14	# Arkansas State	W, 8-4
4/14	# at Kentucky Wesleyan	W, 4-3
4/17	SOUTHERN MISS	W, 4-1
4/17	SOUTHERN MISS	W, 5-0
4/25	at Nicholls State	L, 3-7
4/25	at Nicholls State	L, 8-13

! FSU Invitational (Tallahassee, Fla.); # Kentucky Wesleyan Invitational (Owensboro, Ky.)

## 1985

### 28-14 Overall

Home: 11-5 • Away: 7-3 • Neutral: 10-6

3/9	KENTUCKY WESLEYAN	W, 8-5
3/9	KENTUCKY WESLEYAN	W, 7-2
3/15	! GEORGIA STATE	W, 17-1
3/15	! WEST GEORGIA	W, 12-0
3/16	! TENNESSEE TECH	W, 25-3
3/16	! MISSISSIPPI UNIV. WOMEN	L, 1-10
3/19	SOUTHERN MISS	L, 3-5 (8)
3/19	SOUTHERN MISS	L, 4-5 (9)
3/20	SW MISSOURI STATE	L, 0-1
3/20	SW MISSOURI STATE	W, 4-2
3/22	\$ Nicholls State	L, 2-3 (9)
3/22	\$ Florida A&M	L, 0-1
3/23	\$ Ohio State	L, 2-3
3/23	\$ Western Illinois	L, 3-5
3/23	\$ Maine	W, 7-0
3/26	ARKANSAS STATE	W, 12-0
3/26	ARKANSAS STATE	W, 11-2
3/29	? Southern Miss	W, 4-0
3/29	? Grambling	W, 11-2
3/30	? West Georgia	W, 14-2
3/30	? at Mississippi Univ. Women	W, 5-0
4/2	NICHOLLS STATE	W, 3-2
4/2	NICHOLLS STATE	L, 3-5
4/4	at Southern Miss	W, 6-1
4/4	at Southern Miss	W, 9-1
4/9	MISSISSIPPI UNIV. WOMEN	W, 7-1
4/9	MISSISSIPPI UNIV. WOMEN	W, 7-2
4/12	# Mississippi Univ. Women	W, 3-2
4/12	# Kentucky Wesleyan	W, 4-2
4/13	# Illinois Central Junior College	W, 5-3
4/13	# Akron	L, 0-2
4/19	at Louisiana Tech	L, 0-3
4/19	at Louisiana Tech	L, 2-5
4/20	at Grambling	W, 6-5
4/20	at Grambling	W, 11-1
4/23	at Mississippi Univ. Women	L, 1-5
4/23	at Mississippi Univ. Women	W, 5-1
4/26	^ at Tennessee Tech	W, 11-2
4/26	^ Cleveland State Junior College	W, 5-2
4/27	^ Lincoln College	W, 7-4
4/28	* #10 South Carolina	L, 3-7 (9)
4/28	* #10 South Carolina	W, 5-4 (9)

! MSU Invitational (Starkville); \$ FSU Invitational (Tallahassee, Fla.); ? Mississippi Univ. Women Tournament (Columbus, Miss.); # Kentucky Wesleyan Invitational (Owensboro, Ky.); ^ Tennessee Tech Tournament (Cookeville, Tenn.); \* Cookeville, Tenn.

## 1986

### 27-11 Overall

Home: 13-5 • Away: 8-2 • Neutral: 6-4

2/28	! Texas A&M	L, 0-6
2/28	! Louisiana-Lafayette	L, 1-2
3/1	! Texas State	W, 5-3
3/1	! Toledo	L, 0-2
3/7	SW MISSOURI STATE	L, 0-2
3/7	SW MISSOURI STATE	L, 3-10
3/8	KENTUCKY WESLEYAN	W, 3-0
3/8	KENTUCKY WESLEYAN	W, 11-2
3/18	BRADLEY	W, 2-1
3/18	BRADLEY	L, 0-6
3/20	# Eastern Michigan	W, 1-0
3/20	# West Florida	W, 4-0
3/21	# at Florida State	L, 1-3
3/21	# Ohio State	W, 3-2
3/25	at Southern Miss	W, 5-4
3/25	at Southern Miss	W, 3-1
3/28	\$ GEORGIA STATE	W, 2-0
3/28	\$ SOUTHERN MISS	W, 4-2
3/29	\$ ST. MARY'S (NE)	W, 11-1
3/29	\$ ARKANSAS STATE	W, 15-0
4/1	at Delta State	W, 11-1
4/1	at Delta State	W, 9-2
4/4	MISSISSIPPI UNIV. WOMEN	W, 6-5
4/4	MISSISSIPPI UNIV. WOMEN	W, 10-0
4/7	at Louisiana-Lafayette	W, 3-0
4/7	at Louisiana-Lafayette	W, 5-1
4/10	at Arkansas State	W, 12-4
4/10	at Arkansas State	W, 9-0
4/12	LOUISIANA TECH	L, 1-2
4/12	LOUISIANA TECH	L, 0-1
4/18	% Central Oklahoma State	W, 3-2
4/18	% at Texas-Arlington	L, 2-3
4/19	% North Texas	W, 6-3
4/19	% Oklahoma City	L, 2-3
4/22	DELTA STATE	W, 11-1
4/22	DELTA STATE	W, 6-2
4/23	SOUTHERN MISS	W, 3-2
4/23	SOUTHERN MISS	W, 5-1

! Budweiser Bayou Classic (Thibodaux, La.); # FSU Invitational (Tallahassee, Fla.); \$ MSU Invitational (Starkville); % Texas-Arlington Tournament (Arlington, Texas).

## 1997

### 29-27 Overall • 11-17 SEC (8th, 5th SEC West)

Home: 13-12 • Away: 6-8 • Neutral: 10-7

2/21	# Nicholls State	L, 0-6
2/21	# Tennessee-Martin	W, 4-1
2/22	# Alcorn State	W, 19-0 (5)
2/22	# Tulsa	L, 0-1
2/23	# at Louisiana-Monroe	L, 1-5
2/23	# Tulsa	W, 7-2
2/23	# Northern Illinois	L, 1-2
2/26	SAMFORD	W, 4-0
2/26	SAMFORD	W, 4-0
3/1	\$ Alabama State	W, 30-0 (5)
3/1	\$ Tennessee State	W, 9-0 (5)
3/1	\$ at Troy State	W, 3-2
3/2	\$ Tennessee State	W, 12-1 (6)
3/2	\$ Alabama State	W, 18-0 (5)
3/2	\$ at Troy State	W, 1-0
3/6	OLE MISS	L, 2-3
3/6	OLE MISS	W, 2-1 (8)
3/14	? New Mexico	W, 4-0
3/14	? St. Mary's	L, 1-2
3/14	? Colorado State	L, 6-11
3/15	? Missouri	L, 3-4 (8)
3/15	? New Mexico	W, 7-2
3/15	? Notre Dame	L, 3-8
3/20	at Samford	W, 6-1
3/20	at Samford	W, 7-1
3/22	#4 SOUTH CAROLINA	L, 0-4 (8)
3/22	#4 SOUTH CAROLINA	L, 3-5
3/25	MCCNEESE STATE	W, 3-2
3/26	GEORGIA	W, 5-2
3/26	GEORGIA	W, 8-7 (10)
3/28	ARKANSAS	W, 3-2
3/28	ARKANSAS	L, 0-4
3/29	ARKANSAS	L, 4-10
3/29	ARKANSAS	L, 1-2
4/4	at LSU	L, 0-2
4/4	at LSU	L, 1-9 (6)
4/11	at Kentucky	W, 6-1 (8)
4/11	at Kentucky	W, 12-7 (11)
4/13	at Tennessee	W, 5-4 (8)
4/13	at Tennessee	L, 0-11 (5)
4/18	at Alabama	L, 2-5 (8)
4/18	at Alabama	L, 0-8
4/19	ALABAMA	L, 2-5
4/19	ALABAMA	W, 2-1
4/23	LOUISIANA-MONROE	L, 0-6
4/23	LOUISIANA-MONROE	W, 1-0
4/25	LOUISIANA TECH	L, 2-5
4/25	LOUISIANA TECH	W, 3-2 (10)
4/26	FLORIDA	L, 1-3
4/26	FLORIDA	W, 6-5
4/30	at Ole Miss	L, 0-1 (9)
4/30	at Ole Miss	L, 1-4
5/3	AUBURN	W, 6-3
5/3	AUBURN	W, 4-0
5/4	AUBURN	L, 4-5
5/4	AUBURN	L, 1-4

# NLU Mardi Gras Classic (Monroe, La.); ? Troy State Invitational (Troy, Ala.); ? NIST Tournament (San Jose, Calif.).

## 1998

### 36-21 Overall • 15-11 SEC (T-4th, 3rd SEC West)

Home: 14-8 • Away: 12-6 • Neutral: 10-7

2/14	NORTHWESTERN STATE	L, 1-3
2/14	NORTHWESTERN STATE	W, 3-1
2/15	NORTHWESTERN STATE	W, 5-0
2/20	# JACKSONVILLE STATE	W, 3-0
2/21	# #13 MISSOURI	L, 4-7 (10)
2/21	# CHATTANOOGA	W, 8-0 (6)
2/26	& Cal Poly-San Luis Obispo	L, 2-5 (8)
2/28	& Evansville	W, 7-2
2/28	& at UC-Santa Barbara	L, 9-13 (9)
3/5	! #16 Iowa	L, 2-4
3/5	! Florida A&M	L, 3-8
3/6	! Western Michigan	W, 5-1
3/6	! at #7 South Florida	L, 0-1
3/7	! Chattanooga	W, 6-0
3/7	! Hofstra	W, 8-3
3/7	! #2 Michigan	L, 1-2 (8)
3/11	at Florida	W, 3-1
3/11	at Florida	L, 0-1
3/14	SIENA COLLEGE	W, 2-0
3/14	SIENA COLLEGE	W, 6-0
3/22	at Georgia	W, 7-4 (9)
3/22	at Georgia	L, 2-4
3/24	GEORGIA SOUTHERN	W, 7-1
3/24	GEORGIA SOUTHERN	W, 9-1 (5)
3/27	at Arkansas	W, 6-0
3/27	at Arkansas	L, 1-2 (8)
3/28	at Arkansas	W, 3-2 (9)
3/28	at Arkansas	W, 2-8
4/1	at Ole Miss	W, 7-0
4/1	at Ole Miss	W, 5-3
4/3	#14 LSU	W, 3-2
4/3	#14 LSU	L, 1-2
4/4	#14 LSU	L, 3-7
4/4	#14 LSU	L, 3-4
4/8	DELTA STATE	W, 1-0
4/10	KENTUCKY	L, 0-1
4/10	KENTUCKY	L, 0-1
4/11	TENNESSEE	W, 3-0
4/11	TENNESSEE	L, 2-3
4/14	at Louisiana-Monroe	W, 11-0 (6)
4/14	at Louisiana-Monroe	W, 5-5
4/19	ALABAMA	W, 4-4
4/19	ALABAMA	L, 1-4
4/21	SAMFORD	W, 3-2 (10)
4/21	SAMFORD	W, 5-0
4/25	OLE MISS	W, 11-0 (5)
4/25	OLE MISS	W, 4-3
5/1	at Auburn	L, 0-2
5/1	at Auburn	W, 1-0
5/2	at Auburn	W, 6-2
5/2	at Auburn	W, 3-2 (10)
5/8	@ South Carolina	L, 0-2
5/8	@ Georgia	W, 3-2
5/9	@ South Carolina	W, 3-0
5/9	@ Florida	W, 1-0
5/10	@ Florida	W, 1-0
5/10	@ Alabama	L, 4-5 (9)

# MSU Classic (Starkville); & UCSB-Dudley Invitational (Santa Barbara, Calif.); ! Speedline Classic (Tampa, Fla.); @ SEC Tournament (Columbus, Ga.).



Led by freshman Keri McCallum, MSU brought back softball in 1997 after an 10-year hiatus. McCallum went on to be named a First-Team All-American as a senior 2000 and played for Team USA.



## 1999

38-29 Overall • 15-15 SEC (6th, 4th SEC West)

Home: 21-6 • Away: 6-14 • Neutral: 11-9

2/6	at Northwestern State	L, 0-1
2/6	at Northwestern State	W, 3-1
2/7	at Centenary	W, 4-1
2/12	% California	L, 4-6
2/12	% #4 UCLA	L, 0-5
2/12	% New Mexico State	W, 4-2
2/13	% UNLV	W, 9-1 (5)
2/13	% Utah State	W, 7-2
2/19	! NORTHWESTERN STATE	W, 6-1
2/19	! EVANSVILLE	L, 2-3 (8)
2/20	! CHATTANOOGA	W, 3-1
2/21	! EVANSVILLE	W, 1-0 (8)
2/27	! JACKSONVILLE STATE	L, 3-6
2/27	! JACKSONVILLE STATE	W, 4-2
3/4	^ Georgia	W, 5-1
3/4	^ Florida State	W, 2-1
3/5	^ #14 Michigan	L, 3-9
3/5	^ Hofstra	W, 4-1
3/6	^ Florida Atlantic	W, 10-2
3/6	^ New Mexico State	W, 7-0
3/7	^ Michigan State	W, 4-2
3/7	^ #14 Michigan	L, 3-4
3/12	\$ Jacksonville State	L, 6-7 (8)
3/12	\$ Kentucky	L, 1-3
3/12	\$ Southern Miss	L, 0-4
3/19	at Ole Miss	L, 4-5 (11)
3/19	at Ole Miss	L, 1-4
3/20	at Ole Miss	W, 8-0 (5)
3/20	at Ole Miss	L, 0-8 (6)
3/26	#10 SOUTH CAROLINA	L, 0-1
3/26	#10 SOUTH CAROLINA	W, 5-2
3/27	GEORGIA	W, 5-1
3/27	GEORGIA	W, 2-1 (9)
4/2	ARKANSAS	W, 5-2
4/2	ARKANSAS	W, 4-0
4/3	ARKANSAS	W, 7-2
4/3	ARKANSAS	W, 4-2
4/6	DELTA STATE	W, 7-1
4/9	at #10 LSU	L, 0-1
4/9	at #10 LSU	L, 1-5
4/10	at #10 LSU	L, 2-5
4/10	at #10 LSU	L, 4-5
4/15	LOUISIANA-MONROE	W, 9-1 (5)
4/15	LOUISIANA-MONROE	W, 3-2 (9)
4/17	at Kentucky	L, 4-5
4/17	at Kentucky	W, 12-0
4/18	at Tennessee	L, 1-9 (6)
4/18	at Tennessee	L, 7-11
4/21	at Georgia Tech	W, 5-0
4/23	at Alabama	W, 8-7 (8)
4/23	at Alabama	L, 4-5
4/24	at Alabama	L, 5-6
4/24	at Alabama	L, 4-7
4/29	SAMFORD	W, 4-0
4/29	SAMFORD	W, 4-1
4/30	FLORIDA	L, 4-7 (9)
4/30	FLORIDA	W, 6-2
5/2	#6 LOUISIANA-LAFAYETTE	L, 1-7
5/2	#6 LOUISIANA-LAFAYETTE	L, 2-4
5/7	AUBURN	W, 4-3
5/7	AUBURN	W, 8-0 (5)
5/8	AUBURN	W, 8-0 (5)
5/8	AUBURN	W, 4-3
5/13	+ Alabama	W, 6-3
5/14	+ #24 Tennessee	L, 2-4
5/15	+ #14 South Carolina	W, 2-1
5/16	+ #7 LSU	L, 0-2 (9)

% Fiesta Bowl Tournament (Phoenix, Ariz.); ! MSU Bulldog Classic (Starkville); ^ Speedline Invitational (Tampa, Fla.); \$ Frost Outcry Tournament (Chattanooga, Tenn.); + SEC Tournament (Columbus, Ga.).

## 2000

44-27 Overall • 17-13 SEC (4th, 4th SEC West)

NCAA REGIONAL 1

Home: 19-11 • Away: 11-7 • Neutral: 14-9

2/11	! Texas A&M	W, 3-2
2/11	! #3 Fresno State	L, 2-4
2/12	! Cal State Fullerton	L, 1-5
2/12	! Utah	L, 6-8 (9)
2/13	! Utah State	W, 5-4
2/18	# NORTHWESTERN STATE	W, 3-2
2/18	# WINTHROP	W, 9-3
2/19	# CHATTANOOGA	W, 7-5
2/19	# BELMONT	W, 8-0 (6)
2/20	# AUSTIN PEAY	W, 10-1 (5)
2/26	TENNESSEE TECH	W, 7-4
2/26	TENNESSEE TECH	W, 5-0
3/3	% #5 Oklahoma	L, 4-12 (6)
3/3	% #9 Stanford	W, 2-1 (9)
3/4	% UMass	W, 7-0
3/4	% Florida State	W, 4-0
3/5	% #9 Stanford	L, 1-5
3/9	\$ #25 North Carolina	W, 6-0
3/9	\$ Penn State	W, 2-0
3/10	\$ Georgia Southern	W, 4-3
3/10	\$ at South Florida	L, 2-4
3/11	\$ UMass	W, 4-1
3/11	\$ Boston University	W, 4-2
3/11	\$ #17 Illinois-Chicago	W, 4-2
3/12	\$ #18 South Carolina	L, 1-2 (8)
3/15	JACKSONVILLE STATE	W, 6-0
3/15	JACKSONVILLE STATE	W, 5-1
3/17	OLE MISS	W, 4-3
3/17	OLE MISS	W, 7-4
3/18	OLE MISS	W, 3-1
3/18	OLE MISS	L, 0-6
3/22	UAB	W, 4-1
3/24	at #17 South Carolina	L, 1-2 (9)
3/24	at #17 South Carolina	W, 6-2
3/25	at Georgia	W, 8-6
3/25	at Georgia	W, 3-2
3/31	at Arkansas	L, 1-2
3/31	at Arkansas	W, 1-0
4/1	at Arkansas	W, 4-3 (8)
4/1	at Arkansas	W, 4-0
4/5	#10 SOUTHERN MISS	L, 0-2
4/5	#10 SOUTHERN MISS	W, 2-1
4/7	#8 LSU	L, 0-8 (5)
4/7	#8 LSU	L, 4-8 (10)
4/8	#8 LSU	L, 4-9
4/8	#8 LSU	L, 1-7
4/11	at Louisiana-Monroe	L, 1-2
4/11	at Louisiana-Monroe	W, 3-2
4/14	TENNESSEE	W, 6-1
4/14	TENNESSEE	W, 3-1
4/15	KENTUCKY	W, 6-2
4/15	KENTUCKY	W, 7-3
4/19	GEORGIA TECH	W, 3-2
4/21	#10 ALABAMA	L, 2-5
4/21	#10 ALABAMA	L, 6-7 (9)
4/22	#10 ALABAMA	L, 0-9 (6)
4/22	#10 ALABAMA	L, 2-4
4/25	SAMFORD	L, 0-2
4/28	at Florida	L, 3-11 (5)
4/28	at Florida	W, 3-1
4/30	at Auburn	W, 3-2
4/30	at Auburn	W, 9-4
5/1	at Auburn	L, 2-5
5/1	at Auburn	W, 10-2 (6)
5/11	@ Arkansas	L, 1-2
5/12	@ Auburn	W, 9-3
5/13	@ #11 Alabama	L, 3-4
5/18	& Chattanooga	W, 6-1
5/19	& Utah	W, 11-3 (6)
5/20	& #1 Washington	L, 1-4
5/20	& Utah	L, 1-4

! Fiesta Bowl Tournament (Phoenix, Ariz.); # MSU Bulldog Classic (Starkville); % NFCA Leadoff Classic (Columbus, Ga.); \$ Speedline Invitational (Tampa, Fla.); @ SEC Tournament (Columbus, Ga.); & NCAA Regional I (Seattle, Wash.).

### NCAA REGIONAL I SEATTLE, WASHINGTON



## 2001

36-26 Overall • 19-11 SEC (3rd, 3rd SEC West)

Home: 19-7 • Away: 12-9 • Neutral: 5-10

2/6	BELMONT	W, 9-0 (5)
2/6	BELMONT	W, 6-1
2/9	! #16 Oregon State	L, 0-3
2/9	! Texas A&M-CC	W, 8-0 (5)
2/10	! Texas State	W, 4-2
2/10	! #16 Oregon State	L, 0-1 (8)
2/11	! Texas State	L, 0-5
2/17	\$ Southern Illinois	L, 2-3
2/17	\$ Winthrop	W, 14-2 (5)
2/18	\$ Tennessee Tech	W, 1-0 (8)
2/18	DREXEL	W, 4-1
2/20	LOUISIANA-MONROE	W, 2-1 (9)
2/20	LOUISIANA-MONROE	W, 8-5
2/23	^ UNLV	L, 2-3
2/23	^ UNLV	L, 0-2
2/24	^ Penn State	L, 3-8
2/24	^ Penn State	L, 5-6
3/1	#18 MICHIGAN	L, 1-3
3/8	& Georgia Southern	W, 3-2 (9)
3/8	& Utah	L, 2-3
3/9	& Michigan State	W, 6-2
3/9	& Texas Tech	L, 0-1
3/10	& Temple	W, 3-0
3/10	& Florida Atlantic	L, 2-3
3/14	at Florida	L, 0-6
3/14	at Florida	L, 4-5
3/15	at Florida	W, 5-1
3/17	at #17 South Carolina	L, 1-7
3/17	at #17 South Carolina	W, 1-0
3/18	at #17 South Carolina	L, 0-2
3/23	GEORGIA	W, 4-2
3/24	GEORGIA	W, 6-5 (10)
3/24	GEORGIA	W, 8-7
3/27	at Ole Miss	W, 2-1
3/27	at Ole Miss	W, 7-5 (11)
3/28	at Ole Miss	W, 12-0 (5)
3/31	at Tennessee	W, 13-4
3/31	at Tennessee	W, 3-1
4/1	at Tennessee	W, 7-1
4/5	SOUTHERN MISS	L, 1-2
4/5	SOUTHERN MISS	W, 9-6
4/7	KENTUCKY	L, 1-8
4/7	KENTUCKY	W, 3-2
4/8	KENTUCKY	W, 7-3
4/11	#5 LSU	L, 0-8
4/11	#5 LSU	L, 0-5
4/12	#5 LSU	L, 1-2
4/14	AUBURN	W, 5-4
4/14	AUBURN	W, 7-2
4/15	AUBURN	W, 4-3
4/19	at Georgia Tech	W, 3-2
4/19	at Georgia Tech	W, 4-1 (10)
4/21	at #7 Alabama	L, 0-7
4/21	at #7 Alabama	L, 2-3
4/22	at #7 Alabama	L, 0-8 (6)
4/25	at Jacksonville State	W, 3-2
4/28	ARKANSAS	W, 2-1 (8)
4/28	ARKANSAS	W, 1-0
4/29	ARKANSAS	W, 3-0
5/10	@ Florida	W, 1-0
5/11	@ #3 LSU	L, 1-2
5/12	@ Arkansas	L, 2-7

! TAMU-CC Islander Classic (Corpus Christi, Texas); \$ MSU Bulldog Classic (Starkville); ^ UNLV Tri-Tournament (Las Vegas, Nev.); & Speedline Invitational (Tampa, Fla.); @ SEC Tournament (Chattanooga, Tenn.).

## 2002

36-31 Overall • 13-16 SEC (7th, 5th SEC West)

NCAA REGIONAL 3

Home: 17-8 • Away: 7-12 • Neutral: 12-11

2/8	! #17 Texas State	W, 8-1
2/8	! Texas Tech	W, 12-4 (5)
2/9	! #1 Arizona	W, 7-1
2/9	! New Mexico State	W, 7-6 (8)
2/13	BELMONT	W, 11-0 (5)
2/13	BELMONT	W, 2-0
2/15	% SOUTHERN ILLINOIS	L, 0-2
2/15	% COLORADO STATE	W, 10-2 (6)
2/16	% SOUTHERN ILLINOIS	W, 5-3
2/16	% SOUTHERN MISS	L, 2-7
2/22	^ #8 Arizona State	W, 2-1
2/22	^ #10 Michigan	W, 3-2
2/23	^ Connecticut	L, 3-6
2/23	^ #18 Alabama	L, 0-4
2/24	^ #13 Fresno State	L, 1-3
2/27	OAKLAND UNIVERSITY	W, 5-0
2/27	OAKLAND UNIVERSITY	W, 10-1 (5)
3/1	& Texas	L, 1-0 (14)
3/1	& Kansas	L, 3-4
3/3	& #18 Florida State	W, 2-0
3/7	? #13 Florida Atlantic	L, 0-6
3/7	? Central Michigan	L, 0-2
3/8	? North Carolina	W, 3-3
3/8	? Nicholls State	W, 8-0 (5)
3/9	? Temple	W, 6-0
3/9	? Florida International	W, 3-2 (8)
3/9	? #3 Stanford	L, 0-7
3/16	#24 SOUTH CAROLINA	L, 2-4
3/16	#24 SOUTH CAROLINA	L, 2-5
3/17	#24 SOUTH CAROLINA	W, 11-10 (9)
3/19	at #4 LSU	L, 3-9
3/19	at #4 LSU	W, 8-7 (11)
3/20	at #4 LSU	L, 0-4
3/23	at #21 Georgia	L, 1-3
3/23	at #21 Georgia	W, 2-1
3/24	at #21 Georgia	W, 4-3
3/29	TENNESSEE	L, 0-2
3/29	TENNESSEE	W, 8-1
4/3	at Southern Miss	W, 6-2
4/3	at Southern Miss	L, 0-3
4/6	at Kentucky	L, 4-6
4/6	at Kentucky	L, 3-10
4/7	at Kentucky	W, 3-2
4/10	OLE MISS	W, 1-0
4/10	OLE MISS	W, 8-1
4/11	OLE MISS	W, 1-0
4/13	at Auburn	W, 2-1
4/13	at Auburn	L, 4-6
4/14	at Auburn	L, 1-3
4/18	GEORGIA TECH	W, 7-4
4/18	GEORGIA TECH	W, 3-2
4/20	#15 ALABAMA	L, 4-10
4/20	#15 ALABAMA	L, 4-8
4/21	#15 ALABAMA	L, 2-8
4/24	JACKSONVILLE STATE	W, 10-1 (5)
4/27	at Arkansas	L, 0-1
4/27	at Arkansas	L, 6-7
4/28	at Arkansas	L, 0-7
5/4	FLORIDA	W, 4-1
5/4	FLORIDA	W, 6-2
5/5	FLORIDA	W, 8-2
5/9	@ South Carolina	L, 5-11
5/10	@ Arkansas	W, 5-1
5/11	@ #25 Georgia	L, 1-7
5/16	* #4 Arizona State	L, 1-4
5/16	* Northwestern State	W, 9-6
5/18	* at #19 Louisiana-Lafayette	L, 3-10

! Arizona State Fiesta Bowl Tournament (Phoenix, Ariz.); % Bulldog Classic (Starkville); ^ NFCA Leadoff Classic (Columbus, Ga.); & Florida State Sunshine Classic (Tallahassee, Fla.); ? Speedline Invitational (Plant City, Fla.); @ SEC Tournament (Chattanooga, Tenn.); \* NCAA Regional 3 (Lafayette, La.).

### NCAA REGIONAL 3 LAFAYETTE, LOUISIANA



# ALL-TIME RESULTS



## 2003

34-30 Overall • 13-16 SEC (8th, 4th SEC West)

NCAA REGIONAL 5

Home: 11-8 • Away: 10-14 • Neutral: 13-8

2/4	SOUTHERN MISS	W, 3-1
2/7	! Wisconsin	W, 9-2
2/7	! #4 Nebraska	L, 5-7
2/8	! #10 Cal State Fullerton	L, 0-3
2/8	! #13 Arizona State	L, 4-5
2/9	! #24 Texas A&M	W, 5-2
2/9	! #2 Arizona	L, 2-9
2/12	at UAB	W, 2-0
2/14	MISSISSIPPI VALLEY STATE	W, 14-0 (5)
2/16	^ Jacksonville State	L, 1-9 (6)
2/16	^ Samford	W, 15-4 (5)
2/21	# Nevada	W, 7-0
2/21	# Miami (OH)	W, 5-2
2/22	# Illinois-Chicago	W, 4-1
2/22	# IUPUI-Fort Wayne	W, 5-1
2/23	# Colorado State	W, 5-3
2/28	at #15 Florida State	W, 3-1
2/28	+ Syracuse	W, 4-1
3/2	+ Pittsburgh	W, 5-4 (8)
3/2	+ Syracuse	W, 3-2
3/8	at #13 South Carolina	W, 6-2
3/8	at #13 South Carolina	L, 3-11 (6)
3/9	at #13 South Carolina	L, 2-5
3/11	~ Monmouth	W, 9-1 (6)
3/11	at Coastal Carolina	W, 4-3
3/12	at Coastal Carolina	W, 10-2
3/12	at Coastal Carolina	L, 6-7
3/15	#10 GEORGIA	L, 2-8
3/15	#10 GEORGIA	W, 2-0
3/16	#10 GEORGIA	L, 0-9 (5)
3/19	BIRMINGHAM SOUTHERN	W, 8-0 (5)
3/19	BIRMINGHAM SOUTHERN	W, 4-0
3/22	at Tennessee	L, 0-8 (5)
3/22	at Tennessee	W, 11-7
3/23	at Tennessee	L, 2-16 (5)
3/26	#11 LSU	L, 3-4
3/26	#11 LSU	L, 13-15 (8)
3/27	#11 LSU	W, 6-2
3/29	KENTUCKY	W, 7-6
3/29	KENTUCKY	W, 7-0
3/30	KENTUCKY	W, 6-3
4/3	\$ Southern Miss	L, 5-8
4/5	AUBURN	L, 3-7
4/5	AUBURN	W, 7-1
4/9	at Ole Miss	W, 14-0 (5)
4/10	at Ole Miss	L, 5-6
4/10	at Ole Miss	L, 8-10 (8)
4/12	at #17 Alabama	L, 3-7
4/12	at #17 Alabama	L, 5-8
4/13	at #17 Alabama	W, 7-3
4/14	at Georgia Tech	L, 1-9 (5)
4/14	at Georgia Tech	L, 3-5
4/18	ARKANSAS	L, 1-5
4/18	ARKANSAS	W, 3-2
4/19	ARKANSAS	L, 1-4
4/22	UAB	L, 0-3
4/26	at #21 Florida	W, 11-8
4/26	at #21 Florida	W, 7-3
4/27	at #21 Florida	L, 1-6
5/8	@ #7 Georgia	L, 0-3
5/9	@ #19 South Carolina	L, 1-2
5/15	& Florida International	W, 4-2
5/16	& #8 Washington	L, 0-8 (6)
5/16	& #11 Nebraska	L, 0-8 (6)

! Fiesta Bowl Tournament (Phoenix, Ariz.); ^ Rebel/Easton Invitational (Oxford, Miss.); # Troy Cox Classic (Las Cruces, N.M.); + Seminole Challenge (Tallahassee, Fla.); ~ Conway, S.C.; \$ Madison, Miss.; @ SEC Tournament (Plant City, Fla.); & NCAA Region 5 Tournament (Lincoln, Neb.).

## 2004

39-26 Overall • 14-15 SEC (7th, 4th SEC West)

NCAA REGIONAL 5

Home: 23-6 • Away: 9-13 • Neutral: 7-7

2/6	! BRADLEY	W, 11-6
2/6	! LOUISIANA TECH	W, 6-1
2/7	! JACKSON STATE	W, 25-2 (5)
2/7	! BRADLEY	W, 7-1
2/8	! LOUISIANA TECH	W, 1-0
2/8	! JACKSON STATE	W, 18-3 (5)
2/13	^ UC-Santa Barbara	W, 6-3
2/13	^ at San Diego State	L, 3-5
2/14	^ #21 Oklahoma State	L, 2-3
2/14	^ UC-Santa Barbara	L, 2-5
2/15	^ at San Diego State	L, 1-2 (8)
2/20	# AUSTIN PEAY	W, 4-0
2/20	# ALABAMA A&M	W, 13-0 (5)
2/21	# MISSISSIPPI VALLEY STATE	W, 12-0 (5)
2/21	# AUSTIN PEAY	W, 8-0 (5)
2/22	# ALABAMA A&M	W, 13-0 (5)
2/22	# MISSISSIPPI VALLEY STATE	W, 7-0
2/27	+ at Houston	L, 1-3
2/27	+ Pittsburgh	L, 2-3
2/28	+ BYU	W, 2-1
2/28	+ Villanova	W, 3-1
2/29	+ Virginia	W, 5-0
3/3	at #3 LSU	L, 2-6
3/3	at #3 LSU	L, 0-6
3/4	at #3 LSU	L, 4-5
3/6	#14 SOUTH CAROLINA	L, 1-2
3/6	#14 SOUTH CAROLINA	W, 8-0 (5)
3/7	#14 SOUTH CAROLINA	L, 4-7
3/13	at #6 Georgia	W, 5-1
3/13	at #6 Georgia	L, 0-9 (6)
3/14	at #6 Georgia	L, 4-6
3/16	at Chattanooga	W, 9-0 (5)
3/16	at Chattanooga	W, 2-1
3/20	#14 TENNESSEE	L, 1-10
3/20	#14 TENNESSEE	L, 3-6
3/21	#14 TENNESSEE	L, 3-5 (8)
3/24	at Southern Miss	L, 0-6
3/27	at Kentucky	W, 8-2
3/27	at Kentucky	L, 3-4
3/28	at Kentucky	W, 6-2
4/2	at #22 Auburn	L, 2-3
4/2	at #22 Auburn	L, 3-7
4/3	at #22 Auburn	W, 3-2
4/6	~ Southern Miss	W, 6-3
4/9	#10 ALABAMA	L, 0-10 (6)
4/9	#10 ALABAMA	W, 8-6
4/10	#10 ALABAMA	W, 10-5
4/17	at Arkansas	W, 2-0
4/17	at Arkansas	W, 8-0 (6)
4/18	at Arkansas	L, 2-4
4/20	OLE MISS	W, 8-0 (5)
4/20	OLE MISS	W, 2-1
4/21	OLE MISS	W, 7-2
4/24	#17 FLORIDA	W, 7-4
4/24	#17 FLORIDA	W, 9-5
4/27	at UAB	W, 11-3 (6)
4/28	UAB	W, 7-0
5/8	#22 GEORGIA TECH	W, 10-2 (6)
5/8	#22 GEORGIA TECH	W, 1-0
5/13	@ #10 TENNESSEE	W, 8-2
5/14	@ #10 GEORGIA	L, 2-11 (5)
5/15	@ #12 AUBURN	L, 3-4
5/20	@ Iowa	W, 2-1 (8)
5/21	& #2 California	L, 1-2
5/21	& Florida Atlantic	L, 0-1

! Bulldog Round-Robin (Starkville); ^ Aztec Invitational (San Diego, Calif.); # Bulldog Classic (Starkville); + Hyatt Regency Cougar Classic (Houston, Texas); ~ Ridgeland, Miss.; @ SEC Tournament (Tuscaloosa, Ala.); & NCAA Region 5 Tournament (Lincoln, Neb.).

## 2005

35-31 Overall • 12-18 SEC (6th, 3rd SEC West)

NCAA REGIONAL 4

Home: 19-10 • Away: 6-13 • Neutral: 10-8

2/4	\$ NORTH CAROLINA STATE	L, 1-2
2/4	\$ LOUISIANA TECH	W, 9-0 (5)
2/5	\$ MISSISSIPPI VALLEY STATE	W, 15-0 (5)
2/5	\$ NORTH CAROLINA STATE	W, 5-1
2/6	\$ LOUISIANA TECH	W, 9-7
2/6	\$ MISSISSIPPI VALLEY STATE	W, 8-0 (6)
2/12	! McNeese State	W, 5-0
2/12	! at #5 Louisiana-Lafayette	L, 2-7
2/18	+ TULSA	W, 5-0
2/18	+ TENNESSEE TECH	L, 3-5
2/19	+ TROY	W, 3-0
2/19	+ TULSA	W, 4-2
2/25	% #1 California	L, 4-9
2/25	% Cal State Fullerton	W, 5-4 (8)
2/26	% #20 Pacific	L, 4-5
2/26	% Utah	W, 10-3
2/27	% #18 Oregon State	L, 5-6
3/2	SOUTHERN MISS	W, 9-0 (6)
3/4	# Florida A&M	W, 4-2
3/4	# St. Francis (PA)	W, 7-0
3/5	# Georgia Southern	W, 7-4
3/5	# Virginia Tech	L, 3-4
3/5	# Troy	W, 12-6
3/6	# Ohio State	L, 0-11 (5)
3/8	at UAB	W, 8-3
3/12	#13 Georgia	L, 0-8
3/12	#13 Georgia	L, 4-9
3/13	#13 Georgia	L, 1-7
3/17	at Middle Tennessee	W, 8-0 (5)
3/17	at Middle Tennessee	L, 5-6
3/19	at #6 Tennessee	L, 0-1
3/19	at #6 Tennessee	L, 4-8
3/20	at #6 Tennessee	L, 1-3
3/25	Kentucky	W, 3-2
3/25	Kentucky	W, 5-0
3/26	Kentucky	W, 3-2
3/30	#25 LSU	W, 13-11
3/30	#25 LSU	W, 4-1
3/31	#25 LSU	L, 9-15
4/2	#23 Auburn	L, 2-10 (5)
4/2	#23 Auburn	W, 4-3
4/3	#23 Auburn	L, 4-6
4/7	at Southern Miss	W, 5-2
4/9	at #10 Alabama	L, 0-8 (5)
4/9	at #10 Alabama	L, 1-4
4/10	at #10 Alabama	L, 1-9 (5)
4/12	UAB	W, 11-1 (5)
4/13	Ole Miss	L, 0-2
4/16	Arkansas	W, 5-4
4/16	Arkansas	W, 1-0
4/17	Arkansas	W, 2-1
4/19	at Ole Miss	W, 4-0
4/23	at #16 Florida	L, 0-4
4/23	at #16 Florida	L, 4-12 (5)
4/24	at #16 Florida	W, 3-0
4/26	~ Ole Miss	L, 0-4
5/7	at South Carolina	L, 2-3
5/7	at South Carolina	L, 5-7
5/8	at South Carolina	W, 3-2 (8)
5/12	^ #9 Alabama	L, 0-5
5/13	^ South Carolina	W, 4-1
5/14	^ #11 Tennessee	L, 0-3
5/20	? Texas A&M-CC	W, 1-0
5/21	? at #5 Texas	L, 0-2
5/22	? Texas A&M-CC	W, 2-1 (8)
5/22	? at #5 Texas	L, 0-2

\$ Bulldog Round-Robin (Starkville); ! Ragin' Cajuns Invitational (Lafayette, La.); + Bulldog Classic (Starkville); % Palm Springs Classic (Palm Springs, Calif.); # Buzz Classic (Marietta, Ga.); ~ Madison, Miss.; ^ SEC Tournament (Gainesville, Fla.); ? NCAA Region 4 Tournament (Austin, Texas).

## 2006

33-28 Overall • 7-22 SEC (10th, 6th SEC West)

Home: 16-11 • Away: 9-13 • Neutral: 8-4

2/10	\$ Western Kentucky	W, 3-1
2/10	\$ Jacksonville	W, 8-0 (5)
2/11	\$ at South Florida	W, 2-0
2/11	\$ Jacksonville	W, 8-0 (5)
2/12	\$ South Florida	W, 4-2
2/17	! EAST TENNESSEE STATE	W, 9-1 (6)
2/17	! SOUTHERN ILLINOIS	W, 2-0
2/19	! EAST TENNESSEE STATE	W, 6-0
2/19	! TENNESSEE STATE	W, 7-1
2/24	+ NORTHWESTERN STATE	W, 5-2
2/24	+ SE MISSOURI STATE	W, 5-2
2/26	+ SE MISSOURI STATE	W, 3-0
2/26	+ ALCORN STATE	W, 9-0 (5)
3/1	SAMFORD	W, 9-1 (6)
3/1	SAMFORD	W, 3-1
3/3	% #13 Washington	W, 3-0
3/3	% #18 Baylor	L, 0-1
3/4	% Bowling Green	W, 3-2 (8)
3/4	% #13 Washington	L, 1-8
3/5	% Bowling Green	W, 6-1
3/5	% at #18 Baylor	L, 1-3
3/7	SOUTHERN MISS	L, 0-2
3/10	@ Syracuse	W, 2-1
3/10	@ #4 UCLA	L, 0-2
3/11	@ Mercer	W, 4-3
3/11	@ at Long Beach State	W, 13-2
3/12	@ #4 UCLA	L, 0-3
3/18	at Arkansas	W, 5-0
3/18	at Arkansas	W, 5-2
3/19	at Arkansas	L, 2-4
3/21	MISSISSIPPI VALLEY STATE	W, 5-0
3/21	MISSISSIPPI VALLEY STATE	W, 6-3
3/25	SOUTH CAROLINA	W, 4-3 (10)
3/25	SOUTH CAROLINA	W, 2-1
3/26	SOUTH CAROLINA	L, 2-6
3/28	MIDDLE TENNESSEE STATE	W, 9-3
3/28	MIDDLE TENNESSEE STATE	W, 13-1 (5)
3/30	at Southern Miss	W, 8-0 (5)
4/1	FLORIDA	L, 1-7
4/1	FLORIDA	L, 0-2
4/2	FLORIDA	L, 1-2
4/5	~ Ole Miss	L, 1-2
4/8	at #10 Georgia	L, 0-3
4/8	at #10 Georgia	L, 0-8 (6)
4/9	at #10 Georgia	L, 2-8
4/11	at Ole Miss	L, 5-6
4/14	at #20 Auburn	L, 1-4
4/14	at #20 Auburn	L, 5-6
4/15	at #20 Auburn	L, 3-5
4/19	at #11 LSU	L, 0-5
4/19	at #11 LSU	L, 0-4
4/20	at #11 LSU	L, 1-7
4/22	#4 TENNESSEE	L, 1-2
4/22	#4 TENNESSEE	L, 1-3
4/23	#4 TENNESSEE	L, 0-10 (5)
4/26	OLE MISS	L, 0-1
4/29	#4 ALABAMA	L, 4-5 (8)
4/29	#4 ALABAMA	L, 3-6
5/6	at Kentucky	W, 6-4
5/6	at Kentucky	W, 2-0
5/7	at Kentucky	W, 3-2 (8)

\$ USF Best Western Invitational (Tampa, Fla.); ! Bulldog Classic (Starkville); + Bulldog Round-Robin (Starkville); % Compass Bank Invitational (Waco, Texas); @ Long Beach Invitational (Lakewood, Calif.); ~ Madison, Miss.

### NCAA REGIONAL 5 LINCOLN, NEBRASKA



### NCAA REGIONAL 5 LINCOLN, NEBRASKA



### NCAA REGIONAL 4 AUSTIN, TEXAS







# ALL-TIME RESULTS

## 2007

**35-27 Overall • 14-14 SEC (5th, 3rd SEC West)**  
**NCAA TUCSON REGIONAL**  
 Home: 18-6 • Away: 7-13 • Neutral: 10-8

2/9	\$	IOWA STATE	W, 9-3
2/9	\$	PURDUE	W, 6-5
2/10	\$	KENNESAW STATE	W, 6-0
2/10	\$	IOWA STATE	L, 3-8
2/10	\$	PURDUE	W, 8-1
2/15	!	vs. BYU	W, 1-0
2/16	!	vs. #10 California	W, 9-0 (6)
2/16	!	vs. UC Davis	L, 1-2
2/17	!	vs. Hawaii	L, 2-3
2/17	!	vs. Utah State	W, 6-3
2/21		MISSISSIPPI VALLEY STATE	W, 10-2 (5)
2/23	+	vs. #20 Florida State	L, 2-4
2/23	+	vs. Seton Hall	W, 23-0 (5)
2/24	+	vs. Tennessee Tech	W, 10-1 (6)
2/24	+	vs. #21 Nebraska	L, 6-7 (9)
2/25	+	vs. North Carolina	L, 4-8
3/2	%	vs. Tennessee Tech	L, 4-9
3/2	%	vs. Toledo	W, 2-2
3/3	%	vs. UT Martin	W, 6-5 (9)
3/3	%	at Chattanooga	L, 3-11 (5)
3/4	%	vs. Austin Peay	W, 2-0
3/6		INDIANA STATE	W, 2-1
3/7		SAMFORD	W, 7-0
3/10		at #3 Alabama	L, 2-10 (5)
3/10		at #3 Alabama	L, 3-5
3/11		at #3 Alabama	L, 0-8 (6)
3/13		at Kentucky	W, 7-0
3/13		at Kentucky	W, 9-7
3/17		at #1 Tennessee	L, 0-3
3/17		at #1 Tennessee	L, 1-2 (8)
3/18		at #1 Tennessee	L, 1-5
3/20		at UAB	W, 5-0
3/24		AUBURN	W, 4-1
3/24		AUBURN	W, 4-1
3/25		AUBURN	L, 1-2
3/27	@	vs. Ole Miss	W, 5-2
3/31		SOUTH CAROLINA	W, 2-1
3/31		SOUTH CAROLINA	W, 4-3
4/1		SOUTH CAROLINA	W, 8-7 (8)
4/4		at Samford	L, 0-3
4/6		OLE MISS	L, 2-3
4/7		OLE MISS	W, 7-4
4/7		OLE MISS	W, 8-0 (6)
4/12		SOUTHERN MISS	W, 9-2
4/14		#6 LSU	L, 1-4 (9)
4/14		#6 LSU	L, 3-4 (9)
4/17		UAB	W, 4-1
4/18		at Mississippi Valley State	L, 3-5
4/21		at Georgia	L, 2-5
4/21		at Georgia	W, 13-9 (8)
4/22		at Georgia	W, 12-5
4/24		at Southern Miss	W, 10-6
4/27		at #20 Florida	W, 4-3
4/27		at #20 Florida	L, 1-2
4/28		at #20 Florida	L, 2-3 (9)
5/4		ARKANSAS	W, 3-1
5/4		ARKANSAS	L, 8-11
5/5		ARKANSAS	W, 8-0 (5)
5/10	~	vs. #25 Florida	L, 0-3
5/18	^	Pacific	W, 7-1
5/19	^	#4 Arizona	L, 0-8
5/19	^	Pacific	L, 10-12

\$ Bulldog Round-Robin (Starkville); ! UNLV Desert Classic (Las Vegas, Nev.); + NFCA Leadoff Classic (Columbus, Ga.); % UTC Frost Classic (Chattanooga, Tenn.); @ M&F Bank Classic (Ridgeland, Miss.); ~ SEC Tournament (Auburn, Ala.); ^ NCAA Tucson Regional (Tucson, Ariz.).

## 2008

**41-22 Overall • 13-14 SEC (7th, 4th SEC West)**  
**NCAA TEMPE REGIONAL**  
 Home: 20-8 • Away: 10-6 • Neutral: 11-8

2/8	\$	#20 Oregon	W, 3-0
2/8	\$	Cal State Northridge	W, 4-2
2/9	\$	UC Riverside	W, 8-0 (5)
2/9	\$	San Diego State	W, 8-0 (6)
2/10	\$	California	W, 4-1 (9)
2/13		MISSISSIPPI VALLEY STATE	W, 10-0 (5)
2/15	!	WRIGHT STATE	W, 4-0
2/15	!	SOUTHERN ILLINOIS	W, 7-3
2/16	!	FORDHAM	W, 6-5 (8)
2/16	!	WRIGHT STATE	W, 5-2
2/17		SOUTHERN ILLINOIS	W, 4-3
2/23	+	Western Kentucky	L, 1-2
2/23	+	Austin Peay	W, 12-4 (6)
2/24	+	Western Kentucky	L, 2-4
2/24	+	at Mercer	W, 5-3
2/29	%	North Carolina State	W, 4-0
2/29	%	#11 Michigan	L, 0-2
3/1	%	Syracuse	W, 8-2
3/1	%	UC Santa Barbara	L, 2-5 (8)
3/2	%	UMass	W, 3-2
3/4		UAB	W, 7-0
3/7	&	CHARLESTON SOUTHERN	W, 19-2 (5)
3/8	&	AUSTIN PEAY	W, 3-1
3/8	&	CHARLESTON SOUTHERN	W, 5-1
3/9	&	LOUISIANA TECH	W, 5-2
3/11		at Auburn	W, 8-3
3/11		at Auburn	L, 4-5 (9)
3/12		at Auburn	L, 0-8 (5)
3/15		#2 ALABAMA	L, 0-2
3/15		#2 ALABAMA	L, 2-4
3/16		#2 ALABAMA	L, 0-3
3/18		at Southern Miss	W, 9-0 (5)
3/21		at Ole Miss	W, 5-3
3/21		at Ole Miss	W, 3-2
3/22		at Ole Miss	W, 8-3
3/26		at #8 LSU	L, 2-5
3/26		at #8 LSU	L, 1-2
3/29	#	MISSISSIPPI VALLEY STATE	W, 10-1 (5)
3/29	#	GEORGETOWN	W, 8-0 (5)
3/30	#	GEORGETOWN	W, 7-2
3/30	#	MISSISSIPPI VALLEY STATE	W, 12-0 (5)
4/3		KENTUCKY	W, 1-0
4/3		KENTUCKY	W, 8-0 (5)
4/5		#3 FLORIDA	L, 0-5
4/5		#3 FLORIDA	L, 2-7
4/6		#3 FLORIDA	L, 0-5
4/8	@	Ole Miss	L, 1-2
4/12		at South Carolina	W, 1-0
4/12		at South Carolina	W, 3-1
4/13		at South Carolina	W, 9-1 (6)
4/17	*	U.S. Olympic Team	L, 0-13 (6)
4/19		#21 GEORGIA	W, 10-0 (5)
4/19		#21 GEORGIA	L, 2-6
4/20		#21 GEORGIA	W, 7-4
4/23		SOUTHERN MISS	W, 5-2
4/26		#10 TENNESSEE	W, 2-1
4/26		#10 TENNESSEE	L, 6-8
5/3		at Arkansas	L, 1-3
5/3		at Arkansas	W, 9-1 (5)
5/4		at Arkansas	L, 6-7
5/8	~	Alabama	L, 0-1
5/16	^	#23 Hawaii	L, 7-9
5/17	^	Stony Brook	W, 8-3
5/17	^	#23 Hawaii	L, 4-7

\$ Cathedral City Kickoff (Cathedral City, Calif.); ! Bulldog Round-Robin (Starkville); + Mercer Wingate Inn Classic (Macon, Ga.); % NFCA Leadoff Classic (Columbus, Ga.); & Bulldog Classic (Starkville); # Bully Bash (Starkville); @ M&F Bank Classic (Ridgeland, Miss.); \* Bound 4 Beijing Tour Exhibition Game (Ridgeland, Miss.); ~ SEC Tournament (Auburn, Ala.); ^ NCAA Tempe Regional (Tempe, Ariz.).

## 2009

**28-28 Overall • 13-14 SEC (9th, 5th SEC West)**  
**NCAA TALLAHASSEE REGIONAL**  
 Home: 17-10 • Away: 7-12 • Neutral: 4-6

2/6	%	KENNESAW STATE	L, 0-4
2/7	%	LOUISIANA-MONROE	W, 5-3
2/7	%	IONA	W, 10-0 (5)
2/8	%	LOUISIANA-MONROE	W, 12-5
2/11		SOUTHERN MISS	L, 3-7
2/13	^	#23 Purdue	W, 4-3
2/14	^	Miami (Ohio)	W, 3-0
2/15	^	at Florida State	W, 5-4
2/20	#	RUTGERS	W, 6-0
2/21	#	EVANSVILLE	W, 7-0
2/21	#	SIU-EDWARDSVILLE	W, 3-0
2/22	#	SIU-EDWARDSVILLE	W, 2-0
2/25		at Mississippi Valley State	W, 10-4
2/27	\$	#20 Ohio State	L, 0-7
3/5	!	Florida Gulf Coast	L, 3-8
3/5	!	Santa Clara	W, 11-3
3/6	!	Oregon State	L, 0-2
3/6	!	at Hawaii	W, 14-11
3/7	!	Mount St. Mary's	W, 6-1
3/8	!	Radford	L, 1-3
3/14		at #2 Alabama	L, 0-4
3/14		at #2 Alabama	L, 1-7
3/15		at #2 Alabama	L, 2-3
3/17		ARKANSAS	L, 3-8 (8)
3/17		ARKANSAS	L, 1-5
3/18		ARKANSAS	L, 2-3
3/21		#20 LSU	L, 4-5
3/21		#20 LSU	L, 1-4
3/22		#20 LSU	L, 5-7
3/24		at UAB	W, 9-7
3/28		at #9 Tennessee	W, 5-4
3/28		at #9 Tennessee	L, 0-8 (5)
3/29		at #9 Tennessee	W, 10-6
4/1	+	Ole Miss	L, 3-8
4/4		at #1 Florida	L, 2-11 (5)
4/4		at #1 Florida	L, 2-6
4/5		at #1 Florida	L, 0-3
4/8		SOUTH ALABAMA	W, 5-2
4/9		JACKSON STATE	W, 9-0 (5)
4/9		JACKSON STATE	W, 3-0
4/15		at #6 Georgia	L, 0-10 (5)
4/15		at #6 Georgia	W, 3-1 (10)
4/18		SOUTH CAROLINA	W, 4-2
4/18		SOUTH CAROLINA	L, 0-2
4/19		SOUTH CAROLINA	W, 10-2 (6)
4/22		AUBURN	W, 2-1 (10)
4/22		AUBURN	L, 3-8
4/24		at Kentucky	L, 3-10
4/24		at Kentucky	L, 1-4
4/25		at Kentucky	L, 7-8
5/2		OLE MISS	W, 6-2
5/2		OLE MISS	W, 8-0 (5)
5/8		MISSISSIPPI VALLEY STATE	W, 10-2 (5)
5/8		MISSISSIPPI VALLEY STATE	W, 4-1
5/15	~	#14 California	L, 3-8
5/16	~	#16 Florida State	L, 0-5

% Bulldog Round-Robin (Starkville); ^ Sunshine Classic (Tallahassee, Fla.); # Bulldog Classic (Starkville); \$ NFCA Leadoff Classic (Columbus, Ga.); ! Pepsi Malahini Kipa Aloha Tournament (Honolulu, Hawaii); + M&F Bank Fastpitch Classic (Madison, Miss.); ~ NCAA Tallahassee Regional (Tallahassee, Fla.).


## 2010

**26-29 Overall • 7-20 SEC (10th, 6th SEC West)**  
 Home: 11-12 • Away: 7-12 • Neutral: 8-5

2/13	!	UAB	W, 4-0
2/13	!	STEPHEN F. AUSTIN	W, 8-0 (5)
2/14	!	STEPHEN F. AUSTIN	W, 5-0
2/14	!	UAB	W, 6-2
2/19	\$	Louisiana-Monroe	W, 4-0
2/19	\$	#21 Texas A&M	L, 0-9 (5)
2/20	\$	Oregon State	W, 13-3
2/20	\$	#21 Texas A&M	L, 4-13 (5)
2/21	\$	Oregon State	W, 6-5 (8)
2/26	^	#20 UMass	L, 6-7 (9)
2/26	^	Hofstra	L, 1-2
2/27	^	North Carolina State	L, 3-4
2/27	^	Maryland	W, 5-4
2/28	^	Illinois State	W, 9-3
3/3		#7 MICHIGAN	L, 0-3
3/5	%	TROY	W, 8-0 (5)
3/6	%	MISSISSIPPI VALLEY STATE	W, 11-1 (5)
3/6	%	WRIGHT STATE	W, 7-2
3/7	%	TROY	W, 4-3
3/9		#19 TENNESSEE	L, 4-8
3/9		#19 TENNESSEE	W, 5-4
3/10		#19 TENNESSEE	L, 4-10
3/12	+	Colorado State	L, 5-6 (8)
3/13	+	Georgetown	W, 7-6
3/13	+	East Tennessee State	W, 9-0 (5)
3/14	+	Cal State Northridge	L, 6-13
3/14	+	Fresno State	L, 3-11 (5)
3/17		at Southern Miss	W, 14-4
3/20		at Ole Miss	L, 4-6
3/20		at Ole Miss	L, 2-9
3/21		at Ole Miss	W, 11-5
3/24		at Mississippi Valley State	W, 9-6
3/27		at Arkansas	L, 2-7
3/27		at Arkansas	L, 6-11
3/28		at Arkansas	L, 13-18
3/31		SOUTHERN	W, 4-1
4/2		KENTUCKY	L, 4-5
4/2		KENTUCKY	L, 0-2
4/3		KENTUCKY	W, 1-0
4/7	#	at Mississippi Valley State	W, 9-1 (5)
4/10		at #14 LSU	L, 1-2
4/10		at #14 LSU	L, 3-8
4/11		at #14 LSU	L, 1-6
4/13		GEORGIA	L, 0-3
4/13		GEORGIA	L, 6-7
4/17		at South Carolina	W, 2-1
4/17		at South Carolina	L, 4-8
4/18		at South Carolina	W, 3-1
4/21		at Auburn	W, 3-2
4/21		at Auburn	W, 2-1
5/1		#6 FLORIDA	L, 0-8 (5)
5/1		#6 FLORIDA	L, 1-9 (5)
5/8		#3 ALABAMA	L, 1-10 (6)
5/8		#3 ALABAMA	L, 2-8
5/9		#3 ALABAMA	L, 1-6

! Bulldog Round-Robin (Starkville); \$ Aggie Classic (College Station, TX); ^ NFCA Leadoff Classic (Columbus, Ga.); % Bulldog Classic (Starkville); + Bayer Cropscience Classic (Fresno, Calif.); # M&F Bank Fastpitch Classic (Ridgeland, Miss.).


### NCAA TUCSON REGIONAL TUCSON, ARIZONA



### NCAA TEMPE REGIONAL TEMPE, ARIZONA



### NCAA TALLAHASSEE REGIONAL TALLAHASSEE, FLORIDA





# ALL-TIME RESULTS



## 2011

24-32 Overall • 10-19 SEC (8th, 4th SEC West)

Home: 17-7 • Away: 3-16 • Neutral: 4-9

2/11	!	Illinois-Chicago	L, 4-5
2/11	!	at UNLV	L, 9-10 (9)
2/12	!	#11 Washington	L, 5-18 (5)
2/12	!	UC Riverside	L, 6-7
2/13	!	Illinois-Chicago	W, 5-2
2/18	#	LOUISIANA TECH	W, 3-2
2/19	#	BUTLER	W, 2-0
2/19	#	SOUTHERN ILLINOIS	W, 10-8
2/20	#	SOUTHERN ILLINOIS	L, 4-9
2/23	#	SOUTHERN MISS	W, 6-4
2/25	^	Bowling Green	W, 3-2
2/25	^	Mercer	L, 5-6
2/26	^	Georgia State	L, 5-8
2/26	^	Kennesaw State	L, 2-3
2/27	^	Purdue	L, 0-5
3/1		UAB	L, 0-8 (6)
3/6	\$	#22 TEXAS A&M	W, 7-3
3/6	\$	MISSISSIPPI VALLEY STATE	W, 8-0 (5)
3/9		SOUTH CAROLINA	W, 2-1
3/9		SOUTH CAROLINA	W, 11-5
3/11	%	Florida State	W, 9-8 (10)
3/12	%	North Carolina	L, 4-12 (5)
3/12	%	Florida State	W, 8-7
3/13	%	North Carolina	L, 2-8
3/16		at #2 Florida	L, 0-8 (5)
3/16		at #2 Florida	L, 1-18 (5)
3/18		ARKANSAS	W, 3-0
3/19		ARKANSAS	W, 2-0
3/20		ARKANSAS	W, 6-5
3/25		at #23 Kentucky	L, 6-12
3/26		at #23 Kentucky	L, 0-8 (5)
3/27		at #23 Kentucky	L, 0-5
3/29		ALCORN STATE	W, 11-2 (5)
3/29		ALCORN STATE	W, 10-1 (5)
4/1		OLE MISS	L, 0-6
4/2		OLE MISS	W, 3-0
4/3		OLE MISS	W, 9-3
4/6	+	Southern Miss	L, 4-14 (5)
4/8		#22 AUBURN	W, 4-3
4/9		#22 AUBURN	L, 3-5
4/10		#22 AUBURN	L, 4-5 (8)
4/12		at Mississippi Valley State	W, 5-1
4/15		at #3 Alabama	L, 2-6
4/16		at #3 Alabama	L, 3-13 (6)
4/17		at #3 Alabama	L, 2-5
4/19		MISSISSIPPI VALLEY STATE	W, 9-1 (6)
4/21		at #4 Tennessee	L, 0-2
4/22		at #4 Tennessee	L, 0-8 (6)
4/23		at #4 Tennessee	W, 3-2
4/29		#21 LSU	L, 2-4
4/30		#21 LSU	L, 6-7
5/1		#21 LSU	L, 1-3
5/6		at #7 Georgia	W, 8-6
5/7		at #7 Georgia	L, 3-4
5/8		at #7 Georgia	L, 2-10 (5)
5/12	@	#4 ALABAMA	L, 1-5

! Sportco Kickoff Classic (Las Vegas, Nev.); # Bulldog Round-Robin (Starkville); ^ Phyllis Rafter Memorial (Kennesaw, Ga.); \$ Bulldog Classic (Starkville); % SEC/ACC Challenge (Tuscaloosa, Ala.); + M&F Bank Fastpitch Classic (Madison, Miss.); @ SEC Tournament (Oxford, Miss.).

## 2012

33-24 Overall • 12-16 SEC (8th, 4th SEC West)

NCAA EUGENE REGIONAL

Home: 16-11 • Away: 13-7 • Neutral: 4-6

2/9	!	at South Alabama	W, 7-2
2/10	!	Lipscomb	W, 3-1
2/11	!	Jacksonville State	W, 8-1
2/12	!	Memphis	W, 9-6
2/14		at Samford	W, 6-3
2/17	#	SIU-EDWARDSVILLE	L, 4-5
2/19	#	SIU-EDWARDSVILLE	W, 5-0
2/19	#	MISSISSIPPI VALLEY STATE	W, 3-2
2/24	^	#17 Louisiana-Lafayette	L, 3-6
2/24	^	South Florida	L, 0-1
2/25	^	#20 Georgia Tech	W, 5-3
2/25	^	DePaul	L, 2-3
2/26	^	#12 Michigan	L, 1-3
2/29		at Jackson State	W, 11-2 (6)
3/2	\$	COLUMBIA	W, 11-1 (5)
3/2	\$	LOUISIANA TECH	W, 8-0 (5)
3/3	\$	COLUMBIA	W, 12-4 (6)
3/3	\$	EASTERN ILLINOIS	W, 8-0 (5)
3/4	\$	SAMFORD	W, 11-5
3/7		#3 FLORIDA	L, 0-1
3/7		#3 FLORIDA	L, 5-8
3/9		#7 GEORGIA	W, 5-3
3/10		#7 GEORGIA	L, 0-2
3/11		#7 GEORGIA	L, 0-5
3/13		at South Carolina	W, 10-6
3/13		at South Carolina	W, 9-0 (5)
3/16		at LSU	L, 7-10
3/17		at LSU	L, 1-3
3/18		at LSU	L, 0-4
3/20		UAB	W, 4-3
3/23		#12 TENNESSEE	L, 0-8 (5)
3/24		#12 TENNESSEE	L, 3-10
3/25		#12 TENNESSEE	L, 0-8 (5)
3/28		at Mississippi Valley State	W, 4-3 (8)
3/30		#2 ALABAMA	L, 4-5
3/31		#2 ALABAMA	L, 2-4
4/1		#2 ALABAMA	L, 3-9
4/6		at Arkansas	W, 2-1
4/6		at Arkansas	W, 7-2
4/7		at Arkansas	L, 2-13 (5)
4/10		JACKSON STATE	W, 12-3 (5)
4/13		at Ole Miss	W, 5-3
4/14		at Ole Miss	W, 2-1
4/15		at Ole Miss (FS South)	W, 10-3
4/20		KENTUCKY	W, 4-3
4/21		KENTUCKY (ESPNU)	W, 2-1 (8)
4/22		KENTUCKY	W, 3-2
4/24		MEMPHIS	W, 9-1 (6)
4/25		at Southern Miss	W, 1-0
4/28		TENNESSEE TECH	W, 6-2
4/28		TENNESSEE TECH	W, 5-1
5/4		at Auburn	W, 3-1
5/5		at Auburn	L, 1-4
5/6		at Auburn	L, 1-2
5/10	@	#3 Alabama (ESPN)	L, 2-5
5/17	%	BYU	L, 3-4 (9)
5/18	%	Portland State	L, 0-2

! Mardi Gras Invitational (Mobile, Ala.); # Bulldog Round-Robin (Starkville); ^ NFCA Leadoff Classic (Clearwater, Fla.); \$ Bulldog Classic (Starkville); @ SEC Tournament (Tuscaloosa, Ala.); % NCAA Tournament (Eugene, Ore.)

## 2013

33-24 Overall • 8-16 SEC (11th, 5th SEC West)

NCAA TALLAHASSEE REGIONAL

Home: 14-9 • Away: 8-13 • Neutral: 10-2

2/7	!	SOUTH ALABAMA	L, 2-3
2/8	!	TROY	W, 5-2
2/9	!	TENNESSEE STATE	W, 8-0 (6)
2/9	!	GEORGIA STATE	W, 9-1 (5)
2/13		at #15 Louisiana	L, 1-9 (6)
2/16	#	WESTERN KENTUCKY	W, 1-0
2/16	#	NORTHWESTERN STATE	L, 5-10
2/17	#	MURRAY STATE	W, 4-1
2/17	#	LIPSCOMB	W, 4-3 (10)
2/23	^	vs. Belmont	L, 3-4
2/23	^	vs. Wichita State	W, 4-0
2/24	^	vs. SE Missouri State	W, 8-4
2/24	^	vs. SIU-Edwardsville	W, 1-0
3/1	\$	vs. Maryland	W, 4-3
3/1	\$	vs. Hofstra	W, 9-1 (6)
3/2	\$	vs. LIU-Brooklyn	W, 2-0 (5)
3/2	\$	vs. Fordham	W, 8-0
3/3	\$	vs. Syracuse	W, 4-1
3/6		MEMPHIS	W, 8-1
3/8		#12 LSU	L, 0-1 (14)
3/9		#12 LSU	W, 2-1
3/10		#12 LSU	L, 2-9
3/12		at Jacksonville State	W, 7-2
3/14		at College of Charleston	W, 8-0 (5)
3/14		at College of Charleston	W, 12-1 (5)
3/15		at Charleston Southern	W, 12-4 (10)
3/22		at #21 Kentucky	L, 4-5
3/23		at #21 Kentucky	L, 2-3
3/23		at #21 Kentucky	L, 0-7
3/26		at UAB	L, 1-2
3/29		AUBURN	L, 3-8
3/29		AUBURN	L, 5-7
3/30		AUBURN	W, 4-3
4/2		JACKSON STATE	W, 2-0
4/3		vs. UAB	W, 3-2
4/5		at #3 Florida	L, 1-9 (6)
4/6		at #3 Florida	L, 2-4
4/7		at #3 Florida	W, 6-5
4/12		OLE MISS	W, 5-1
4/13		OLE MISS	W, 6-5
4/14		OLE MISS	W, 8-0
4/16		at Samford	W, 13-1 (5)
4/19		at #4 Alabama	W, 3-2
4/20		at #4 Alabama	L, 3-11
4/21		at #4 Alabama	L, 8-9
4/22		vs. Middle Tennessee State	W, 8-1
4/24		MISSISSIPPI VALLEY STATE	W, 1-0
4/26		SOUTH CAROLINA	L, 3-8
4/27		SOUTH CAROLINA	L, 0-3
4/28		SOUTH CAROLINA	L, 4-5
5/3		at #14 Texas A&M	L, 2-5
5/4		at #14 Texas A&M	W, 6-2
5/5		at #14 Texas A&M	L, 2-4
5/6		at Houston	L, 5-6
5/17	&	vs. #19 Florida State	L, 2-5
5/18	&	vs. Mississippi Valley State	W, 2-1
5/18	&	at #15 South Alabama	L, 0-3

! Bulldog Kickoff Classic (Starkville); # Bulldog Battle (Starkville); ^ Blues City Classic (Southaven, Miss.); \$ Citrus Classic (Orlando, Fla.); & NCAA Tournament (Mobile, Ala.)

## 2013 SEC STANDINGS

### EASTERN DIVISION

Team	SEC	Overall
Florida <sup>*</sup> ^\$	18-6	58-9
Tennessee#	16-6	52-12
Missouri\$	15-8	38-14
Georgia\$	14-9	40-21
Kentucky@	13-11	41-21
South Carolina\$	8-16	34-25

### WESTERN DIVISION

Team	SEC	Overall
LSU^\$	15-8	42-16
Arkansas\$	12-10	36-20
Alabama\$	13-11	45-15
Texas A&M\$	10-13	42-18
Mississippi State\$	8-16	33-24
Auburn	7-17	30-23
Ole Miss	3-21	25-31

\* SEC Champion  
^ SEC Division Champion  
! SEC Tournament Champion  
# WCWS Participant  
@ Super Regional Participant  
\$ NCAA Tournament Participant

### ALL-TIME SEC CHAMPIONS

Year	Champion	SEC Record	Overall Record
1997	South Carolina	25-1	63-5
1998	Florida	23-5	47-22
1999	LSU	27-3	56-10
2000	LSU	26-4	59-13
2001	LSU	26-4	59-11
2002	LSU	25-4	56-11
2003	Georgia	23-6	57-14
2004	LSU	22-6	57-12
2005	Georgia	26-4	55-15
2006	Alabama	25-4	54-11
2007	Tennessee	23-4	59-6
2008	Florida	27-1	70-5
2009	Florida	26-1	63-5
2010	Alabama	23-4	52-11
2011	Florida	21-7	56-13
2012	Alabama	23-5	60-8
2013	Florida	18-6	58-9

### NCAA EUGENE REGIONAL EUGENE, OREGON



### NCAA MOBILE REGIONAL MOBILE, ALABAMA





# SEC SERIES HISTORY

## ALABAMA

(Alabama leads 52-8)

Date	Winner	Score	Location
4/18/97	Alabama	5-2 (8)	Tuscaloosa, Ala.
4/18/97	Alabama	8-0	Tuscaloosa, Ala.
4/19/97	Alabama	5-2	Starkville, Miss.
4/19/97	Mississippi State	2-1	Starkville, Miss.
4/19/98	Mississippi State	5-4	Starkville, Miss.
4/19/98	Alabama	4-1	Starkville, Miss.
5/10/98	Alabama	5-4 (9)	Columbus, Ga.+
4/23/99	Mississippi State	8-7 (8)	Tuscaloosa, Ala.
4/23/99	Alabama	5-4	Tuscaloosa, Ala.
4/24/99	Alabama	6-5	Tuscaloosa, Ala.
4/24/99	Alabama	7-4	Tuscaloosa, Ala.
5/13/99	Mississippi State	6-3	Columbus, Ga.+
4/21/00	Alabama	5-2	Starkville, Miss.
4/21/00	Alabama	7-6 (9)	Starkville, Miss.
4/22/00	Alabama	9-0 (6)	Starkville, Miss.
4/22/00	Alabama	4-2	Starkville, Miss.
5/13/00	Alabama	4-3	Columbus, Ga.+
4/21/01	Alabama	7-0	Tuscaloosa, Ala.
4/21/01	Alabama	3-2	Tuscaloosa, Ala.
4/22/01	Alabama	8-0 (6)	Tuscaloosa, Ala.
2/23/02	Alabama	4-0	Columbus, Ga.\$
4/20/02	Alabama	10-4	Starkville, Miss.
4/20/02	Alabama	8-4	Starkville, Miss.
4/21/02	Alabama	8-2	Starkville, Miss.
4/12/03	Alabama	7-3	Tuscaloosa, Ala.
4/12/03	Alabama	8-5	Tuscaloosa, Ala.
4/13/03	Mississippi State	7-3	Tuscaloosa, Ala.
4/9/04	Alabama	10-0 (6)	Starkville, Miss.
4/9/04	Mississippi State	8-6	Starkville, Miss.
4/10/04	Mississippi State	10-5	Starkville, Miss.
4/9/05	Alabama	8-0 (5)	Tuscaloosa, Ala.
4/9/05	Alabama	4-1	Tuscaloosa, Ala.
4/10/05	Alabama	9-1 (5)	Tuscaloosa, Ala.
5/12/05	Alabama	5-0	Gainesville, Fla.+
4/29/06	Alabama	5-4 (8)	Starkville, Miss.
4/29/06	Alabama	6-3	Starkville, Miss.
3/10/07	Alabama	10-2 (5)	Tuscaloosa, Ala.
3/10/07	Alabama	5-3	Tuscaloosa, Ala.
3/11/07	Alabama	8-0 (6)	Tuscaloosa, Ala.
3/15/08	Alabama	2-0	Starkville, Miss.
3/15/08	Alabama	4-2	Starkville, Miss.
3/16/08	Alabama	3-0	Starkville, Miss.
5/8/08	Alabama	1-0	Baton Rouge, La.+
3/14/09	Alabama	4-0	Tuscaloosa, Ala.
3/14/09	Alabama	7-1	Tuscaloosa, Ala.
3/15/09	Alabama	3-2	Tuscaloosa, Ala.
5/8/10	Alabama	10-1 (6)	Starkville, Miss.
5/8/10	Alabama	8-2	Starkville, Miss.
5/9/10	Alabama	6-1	Starkville, Miss.
4/15/11	Alabama	6-2	Tuscaloosa, Ala.
4/16/11	Alabama	13-3 (6)	Tuscaloosa, Ala.
4/17/11	Alabama	5-2	Tuscaloosa, Ala.
5/12/11	Alabama	5-1	Oxford, Miss.+
3/30/12	Alabama	5-4	Starkville, Miss.
3/31/12	Alabama	4-2	Starkville, Miss.
4/1/12	Alabama	9-3	Starkville, Miss.
5/10/12	Alabama	5-2	Tuscaloosa, Ala.+
4/19/13	Mississippi State	3-2	Tuscaloosa, Ala.
4/20/13	Alabama	11-3	Tuscaloosa, Ala.
4/21/13	Alabama	9-8	Tuscaloosa, Ala.

+ Southeastern Conference Tournament  
\$ NFCA Leadoff Classic

### SERIES NOTES

**Total Runs Scored:** Alabama 358, Mississippi State 157

**MSU At Home:** 4-21

**MSU On The Road:** 3-25

**MSU At Neutral:** 1-6

**Longest MSU Win Streak:** 2, Twice

**Longest MSU Losing Streak:** 27 (April 9, 2005 - May 10, 2012)

**Last MSU Win:** April 19, 2013 (3-2 in Tuscaloosa)

**Last MSU Loss:** April 21, 2013 (9-8 in Tuscaloosa)

**Last MSU Home Win:** April 10, 2004 (10-5)

**Last MSU Home Loss:** April 1, 2012 (9-3)

**Last MSU Road Win:** April 19, 2013 (3-2)

**Last MSU Road Loss:** April 21, 2013 (9-8)

**Highest Scoring Game:** 17 (L, 9-8, April 21, 2013 in Tuscaloosa)

**Largest MSU Margin Of Victory:** 5 (10-5, April 10, 2004 in Starkville)

**Largest MSU Margin Of Defeat:** 10, twice, last on April 16, 2011 (13-3 [5] in Tuscaloosa)

**Most Runs By MSU:** 10 (W, 10-5, April 10, 2004 in Starkville)

**Most Runs By UA:** 13 (L, 13-3, April 16, 2011 in Tuscaloosa)

**MSU In One-Run Games:** 4-11

**MSU In Extra-Inning Games:** 1-4

**MSU Wins Via Run-Rule:** 0

**Alabama Wins Via Run-Rule:** 9

## ARKANSAS

(Mississippi State leads 31-24)

Date	Winner	Score	Location
3/28/97	Mississippi State	3-2	Starkville, Miss.
3/28/97	Arkansas	4-0	Starkville, Miss.
3/29/97	Arkansas	10-4	Starkville, Miss.
3/29/97	Arkansas	2-1	Starkville, Miss.
3/27/98	Mississippi State	6-0	Fayetteville, Ark.
3/27/98	Arkansas	2-1 (8)	Fayetteville, Ark.
3/28/98	Mississippi State	3-2 (9)	Fayetteville, Ark.
3/28/98	Mississippi State	6-2	Fayetteville, Ark.
4/2/99	Mississippi State	5-2	Starkville, Miss.
4/2/99	Mississippi State	4-0	Starkville, Miss.
4/3/99	Mississippi State	7-2	Starkville, Miss.
4/3/99	Mississippi State	4-2	Starkville, Miss.
3/31/00	Arkansas	2-1	Fayetteville, Ark.
3/31/00	Mississippi State	1-0	Fayetteville, Ark.
4/1/00	Mississippi State	4-3 (8)	Starkville, Miss.
4/1/00	Mississippi State	4-0	Fayetteville, Ark.
5/11/00	Arkansas	2-1	Columbus, Ga.+
4/28/01	Mississippi State	2-1 (8)	Starkville, Miss.
4/28/01	Mississippi State	1-0	Starkville, Miss.
4/29/01	Mississippi State	3-0	Starkville, Miss.
5/12/01	Arkansas	7-2	Chattanooga, Tenn.+
4/27/02	Arkansas	1-0	Fayetteville, Ark.
4/27/02	Arkansas	7-6	Fayetteville, Ark.
4/28/02	Arkansas	7-0	Starkville, Miss.
5/10/02	Mississippi State	5-1	Chattanooga, Tenn.+
4/18/03	Arkansas	5-1	Starkville, Miss.
4/18/03	Mississippi State	3-2	Starkville, Miss.
4/19/03	Arkansas	4-1	Starkville, Miss.
4/17/04	Mississippi State	2-0	Fayetteville, Ark.
4/17/04	Mississippi State	8-0 (6)	Fayetteville, Ark.
4/18/04	Arkansas	4-2	Fayetteville, Ark.
4/16/05	Mississippi State	5-4	Starkville, Miss.
4/16/05	Mississippi State	1-0	Starkville, Miss.
4/17/05	Mississippi State	2-1	Starkville, Miss.
3/18/06	Mississippi State	5-0	Fayetteville, Ark.
3/18/06	Mississippi State	5-2	Fayetteville, Ark.
3/19/06	Arkansas	4-2	Fayetteville, Ark.
5/4/07	Mississippi State	3-1	Starkville, Miss.
5/4/07	Arkansas	11-8	Starkville, Miss.
5/5/07	Mississippi State	8-0 (5)	Starkville, Miss.
5/3/08	Arkansas	3-1	Fayetteville, Ark.
5/3/08	Mississippi State	9-1 (5)	Fayetteville, Ark.
5/4/08	Arkansas	7-6	Fayetteville, Ark.
3/17/09	Arkansas	8-3 (8)	Starkville, Miss.
3/17/09	Arkansas	5-1	Starkville, Miss.
3/18/09	Arkansas	3-2	Starkville, Miss.
3/27/10	Arkansas	7-2	Fayetteville, Ark.
3/27/10	Arkansas	11-6	Fayetteville, Ark.
3/28/10	Arkansas	18-13	Fayetteville, Ark.
3/18/11	Mississippi State	3-0	Starkville, Miss.
3/19/11	Mississippi State	2-0	Starkville, Miss.
3/20/11	Mississippi State	6-5	Starkville, Miss.
4/6/12	Mississippi State	2-1	Fayetteville, Ark.
4/6/12	Mississippi State	7-2	Fayetteville, Ark.
4/7/12	Arkansas	13-2 (5)	Fayetteville, Ark.

+ Southeastern Conference Tournament

### SERIES NOTES

**Total Runs Scored:** Mississippi State 195, Arkansas 183

**MSU At Home:** 17-9

**MSU On The Road:** 13-13

**MSU At Neutral:** 1-2

**Longest MSU Win Streak:** 6 (March 28, 1998 - April 3, 1999)

**Longest MSU Losing Streak:** 7 (May 4, 2008 - March 28, 2010)

**Last MSU Win:** April 6, 2012 (7-2 in Fayetteville)

**Last MSU Loss:** April 7, 2012 (13-2 [5] in Fayetteville)

**Last MSU Home Win:** March 20, 2011 (6-5)

**Last MSU Home Loss:** March 18, 2009 (3-2)

**Last MSU Road Win:** April 6, 2012 (7-2)

**Last MSU Road Loss:** April 7, 2012 (13-2 [5])

**Highest Scoring Game:** 31 (L, 13-18, March 28, 2010 in Fayetteville)

**Largest MSU Margin Of Victory:** 8, three times, last on May 3, 2008 (9-1 in Fayetteville)

**Largest MSU Margin Of Defeat:** 11 (13-2 [5], April 7, 2012 in Fayetteville)

**Most Runs By MSU:** 13 (L, 13-18, March 28, 2010 in Fayetteville)

**Most Runs By ARK:** 18 (L, 13-18, March 28, 2010 in Fayetteville)

**MSU In One-Run Games:** 12-8

**MSU In Extra-Inning Games:** 3-2

**MSU Wins Via Run-Rule:** 3

**Arkansas Wins Via Run-Rule:** 1

## AUBURN

(Mississippi State leads 29-25)

Date	Winner	Score	Location
5/3/97	Mississippi State	6-3	Starkville, Miss.
5/3/97	Mississippi State	4-0	Starkville, Miss.
5/4/97	Auburn	5-4	Starkville, Miss.
5/4/97	Auburn	4-1	Starkville, Miss.
5/1/98	Auburn	2-0	Auburn, Ala.
5/1/98	Mississippi State	1-0	Auburn, Ala.
5/2/98	Mississippi State	6-2	Auburn, Ala.
5/2/98	Mississippi State	3-2 (10)	Auburn, Ala.
5/7/99	Mississippi State	4-3	Starkville, Miss.
5/7/99	Mississippi State	8-0 (5)	Starkville, Miss.
5/8/99	Mississippi State	8-0 (5)	Starkville, Miss.
5/8/99	Mississippi State	4-3	Starkville, Miss.
4/30/00	Mississippi State	3-2	Auburn, Ala.
4/30/00	Mississippi State	9-4	Auburn, Ala.
5/1/00	Auburn	5-2	Auburn, Ala.
5/1/00	Mississippi State	10-2 (6)	Auburn, Ala.
5/12/00	Mississippi State	9-3	Columbus, Ga.+
4/14/01	Mississippi State	5-4	Starkville, Miss.
4/14/01	Mississippi State	7-2	Starkville, Miss.
4/15/01	Mississippi State	4-3	Starkville, Miss.
4/13/02	Mississippi State	2-1	Auburn, Ala.
4/13/02	Auburn	6-4	Auburn, Ala.
4/14/02	Auburn	3-1	Auburn, Ala.
4/5/03	Auburn	7-3	Starkville, Miss.
4/5/03	Mississippi State	7-1	Starkville, Miss.
4/2/04	Auburn	3-2	Auburn, Ala.
4/3/04	Auburn	7-3	Auburn, Ala.
4/3/04	Mississippi State	3-2	Auburn, Ala.
5/15/04	Auburn	4-3	Tuscaloosa, Ala.+
4/2/05	Auburn	10-2 (5)	Starkville, Miss.
4/2/05	Mississippi State	4-3	Starkville, Miss.
4/3/05	Auburn	6-4	Starkville, Miss.
4/14/06	Auburn	4-1	Auburn, Ala.
4/14/06	Auburn	6-5	Auburn, Ala.
4/15/06	Auburn	5-3	Auburn, Ala.
3/24/07	Mississippi State	3-1	Starkville, Miss.
3/24/07	Mississippi State	4-1	Starkville, Miss.
3/25/07	Auburn	2-1	Starkville, Miss.
3/11/08	Mississippi State	8-3	Auburn, Ala.
3/11/08	Auburn	5-4 (9)	Auburn, Ala.
3/12/08	Auburn	8-0 (5)	Auburn, Ala.
4/22/09	Mississippi State	2-1 (10)	Starkville, Miss.
4/22/09	Auburn	8-3	Starkville, Miss.
4/21/10	Mississippi State	3-2	Auburn, Ala.
4/21/10	Mississippi State	2-1	Auburn, Ala.
4/8/11	Mississippi State	4-3	Starkville, Miss.
4/9/11	Auburn	5-3	Starkville, Miss.
4/10/11	Auburn	5-4 (8)	Starkville, Miss.
5/4/12	Mississippi State	3-1	Auburn, Ala.
5/5/12	Auburn	4-1	Auburn, Ala.
5/6/12	Auburn	2-1	Auburn, Ala.
3/29/13	Auburn	8-3	Starkville, Miss.
3/29/13	Auburn	7-5	Starkville, Miss.
3/30/13	Mississippi State	4-3	Starkville, Miss.

+ Southeastern Conference Tournament

### SERIES NOTES

**Total Runs Scored:** Mississippi State 203 Auburn 187

**MSU At Home:** 16-11

**MSU On The Road:** 12-13

**MSU At Neutral:** 1-1

**Longest MSU Win Streak:** 9 (May 1, 1998 - April 30, 2000)

**Longest MSU Losing Streak:** 4, twice, last May 5, 2012 - March 29, 2013

**Last MSU Win:** March 30, 2013 (4-3 in Starkville)

**Last MSU Loss:** March 29, 2013 (7-5 in Starkville)

**Last MSU Home Win:** March 30, 2013 (4-3)

**Last MSU Home Loss:** March 29, 2013 (7-5)

**Last MSU Road Win:** May 4, 2012 (3-1)

**Last MSU Road Loss:** May 6, 2012 (2-1)

**Highest Scoring Game:** 13, (W, 9-4, April 30, 2000 in Auburn)

**Largest MSU Margin Of Victory:** 8, three times, last on May 1, 2000 (10-2 [6] in Auburn)

**Largest MSU Margin Of Defeat:** 8, twice, last on March 12, 2008 (0-8 [5] in Auburn)

**Most Runs By MSU:** 10 (W, 10-2, May 1, 2000 in Auburn)

**Most Runs By AU:** 10 (L, 10-2 [5], April 2, 2005 in Starkville)

**MSU In One-Run Games:** 15-8

**MSU In Extra-Inning Games:** 2-2

**MSU Wins Via Run-Rule:** 3

**Auburn Wins Via Run-Rule:** 2

# SEC SERIES HISTORY



## FLORIDA

(Florida leads 29-18)

Date	Winner	Score	Location
4/26/97	Florida	3-1	Starkville, Miss.
4/26/97	Mississippi State	6-5	Starkville, Miss.
3/11/98	Mississippi State	3-1	Gainesville, Fla.
3/11/98	Florida	1-0	Gainesville, Fla.
5/9/98	Mississippi State	1-0	Columbus, Ga.+
5/10/98	Mississippi State	1-0	Columbus, Ga.+
4/30/99	Florida	7-4 (9)	Starkville, Miss.
4/30/99	Mississippi State	6-2	Starkville, Miss.
4/28/00	Florida	11-3 (5)	Gainesville, Fla.
4/28/00	Mississippi State	3-1	Gainesville, Fla.
3/14/01	Florida	6-0	Gainesville, Fla.
3/14/01	Florida	5-4	Gainesville, Fla.
3/15/01	Mississippi State	5-1	Gainesville, Fla.
5/10/01	Mississippi State	1-0	Chattanooga, Tenn.+
5/4/02	Mississippi State	4-1	Starkville, Miss.
5/4/02	Mississippi State	6-2	Starkville, Miss.
5/5/02	Mississippi State	8-2	Starkville, Miss.
4/26/03	Mississippi State	11-8	Gainesville, Fla.
4/26/03	Mississippi State	7-3	Gainesville, Fla.
4/27/03	Florida	6-1	Gainesville, Fla.
4/24/04	Mississippi State	7-4	Starkville, Miss.
4/24/04	Mississippi State	9-5	Starkville, Miss.
4/23/05	Florida	4-0	Gainesville, Fla.
4/23/05	Florida	12-4 (5)	Gainesville, Fla.
4/24/05	Mississippi State	3-0	Gainesville, Fla.
4/1/06	Florida	7-1	Starkville, Miss.
4/1/06	Florida	2-0	Starkville, Miss.
4/2/06	Florida	2-1	Starkville, Miss.
4/27/07	Mississippi State	4-3	Gainesville, Fla.
4/27/07	Florida	2-1	Gainesville, Fla.
4/28/07	Florida	3-2 (9)	Gainesville, Fla.
5/10/07	Florida	3-0	Auburn, Ala.+
4/5/08	Florida	5-0	Starkville, Miss.
4/5/08	Florida	7-2	Starkville, Miss.
4/6/08	Florida	5-0	Starkville, Miss.
4/4/09	Florida	11-2 (5)	Gainesville, Fla.
4/4/09	Florida	6-2	Gainesville, Fla.
4/5/09	Florida	3-0	Gainesville, Fla.
5/1/10	Florida	8-0 (5)	Starkville, Miss.
5/1/10	Florida	9-1 (5)	Starkville, Miss.
3/16/11	Florida	8-0 (5)	Gainesville, Fla.
3/16/11	Florida	18-1 (5)	Gainesville, Fla.
3/7/12	Florida	1-0	Starkville, Miss.
3/7/12	Florida	8-5	Starkville, Miss.
4/5/13	Florida	9-1 (6)	Gainesville, Fla.
4/6/13	Florida	4-2	Gainesville, Fla.
4/7/13	Mississippi State	6-5	Gainesville, Fla.

+ Southeastern Conference Tournament

### SERIES NOTES

**Total Runs Scored:** Florida 219, Mississippi State 129

**MSU At Home:** 7-12

**MSU On The Road:** 8-16

**MSU At Neutral:** 3-1

**Longest MSU Win Streak:** 7 (March 15, 2001 - April 26, 2003)

**Longest MSU Losing Streak:** 17 (April 27, 2007 - April 6, 2013)

**Last MSU Win:** April 7, 2013 (6-5 in Gainesville)

**Last MSU Loss:** April 6, 2013 (4-2 in Gainesville)

**Last MSU Home Win:** April 24, 2004 (9-5)

**Last MSU Home Loss:** March 7, 2012 (8-5)

**Last MSU Road Win:** April 7, 2013 (6-5)

**Last MSU Road Loss:** April 6, 2013 (4-2)

**Highest Scoring Game:** 19, twice, last on April 26, 2003 (L, 18-1 [5] in Gainesville)

**Largest MSU Margin Of Victory:** 6 (8-2, May 5, 2002 in Gainesville)

**Largest MSU Margin Of Defeat:** 17 (18-1 [5], March 16, 2011 in Gainesville)

**Most Runs By MSU:** 11 (W, 11-8, April 26, 2003 in Gainesville)

**Most Runs By UF:** 18 (L, 18-1 [5], 18-1, March 16, 2011 in Gainesville)

**MSU In One-Run Games:** 6-6

**MSU In Extra-Inning Games:** 0-2

**MSU Wins Via Run-Rule:** 0

**Florida Wins Via Run-Rule:** 8

## GEORGIA

(Georgia leads 24-23)

Date	Winner	Score	Location
3/26/97	Mississippi State	5-2	Starkville, Miss.
3/26/97	Mississippi State	8-7 (10)	Starkville, Miss.
3/22/98	Mississippi State	7-4 (9)	Athens, Ga.
3/22/98	Georgia	4-2	Athens, Ga.
5/8/98	Mississippi State	3-2	Columbus, Ga.+
3/4/99	Mississippi State	5-1	Tampa, Fla.\$
3/27/99	Mississippi State	5-1	Starkville, Miss.
3/27/99	Mississippi State	2-1 (9)	Starkville, Miss.
3/25/00	Mississippi State	8-6	Athens, Ga.
3/25/00	Mississippi State	3-2	Athens, Ga.
3/23/01	Mississippi State	4-2	Starkville, Miss.
3/23/01	Mississippi State	6-5 (10)	Starkville, Miss.
3/24/01	Mississippi State	8-7	Starkville, Miss.
3/23/02	Georgia	3-1	Athens, Ga.
3/23/02	Mississippi State	2-1	Athens, Ga.
3/24/02	Mississippi State	4-3	Athens, Ga.
5/11/02	Georgia	7-1	Chattanooga, Tenn.+
3/15/03	Georgia	8-2	Starkville, Miss.
3/15/03	Mississippi State	2-0	Starkville, Miss.
3/16/03	Georgia	9-0 (5)	Starkville, Miss.
5/8/03	Georgia	3-0	Plant City, Fla.+
3/13/04	Mississippi State	5-1	Athens, Ga.
3/13/04	Georgia	9-0 (6)	Athens, Ga.
3/14/04	Georgia	6-4	Athens, Ga.
5/14/04	Georgia	11-2 (5)	Tuscaloosa, Ala.+
3/12/05	Georgia	8-0	Starkville, Miss.
3/12/05	Georgia	9-4	Starkville, Miss.
3/13/05	Georgia	7-1	Starkville, Miss.
4/8/06	Georgia	3-0	Athens, Ga.
4/8/06	Georgia	8-0 (6)	Athens, Ga.
4/9/06	Georgia	8-2	Athens, Ga.
4/21/07	Georgia	5-2	Athens, Ga.
4/21/07	Mississippi State	13-9 (8)	Athens, Ga.
4/22/07	Mississippi State	12-5	Athens, Ga.
4/19/08	Mississippi State	10-0 (5)	Starkville, Miss.
4/19/08	Georgia	6-2	Starkville, Miss.
4/20/08	Mississippi State	7-4	Starkville, Miss.
4/15/09	Georgia	10-0 (5)	Athens, Ga.
4/15/09	Mississippi State	3-1 (10)	Athens, Ga.
4/13/10	Georgia	3-0	Starkville, Miss.
4/13/10	Georgia	7-6	Starkville, Miss.
5/6/11	Mississippi State	8-6	Athens, Ga.
5/7/11	Georgia	4-3	Athens, Ga.
5/8/11	Georgia	10-2 (5)	Athens, Ga.
3/9/12	Mississippi State	5-3	Starkville, Miss.
3/10/12	Georgia	2-0	Starkville, Miss.
3/11/12	Georgia	5-0	Starkville, Miss.

+ Southeastern Conference Tournament

\$ USF Speedline Invitational

### SERIES NOTES

**Total Runs Scored:** Georgia 221, Mississippi State 169

**MSU At Home:** 11-10

**MSU On The Road:** 10-11

**MSU At Neutral:** 2-3

**Longest MSU Win Streak:** 9 (May 8, 1998 - March 24, 2001)

**Longest MSU Losing Streak:** 10 (March 13, 2004 - April 21, 2007)

**Last MSU Win:** March 9, 2012 (5-3 in Starkville)

**Last MSU Loss:** March 11, 2012 (5-0 in Starkville)

**Last MSU Home Win:** March 9, 2012 (5-3)

**Last MSU Home Loss:** March 11, 2012 (5-0)

**Last MSU Road Win:** May 6, 2011 (8-6)

**Last MSU Road Loss:** May 8, 2011 (10-2 [5])

**Highest Scoring Game:** 22, (W, 13-9 [8], April 21, 2007)

**Largest MSU Margin Of Victory:** 10 (10-0 [5], April 19, 2008 in Starkville)

**Largest MSU Margin Of Defeat:** 10 (10-0 [5], April 15, 2009 in Athens)

**Most Runs By MSU:** 13, (W, 13-9 [8], April 21, 2007 [8] in Athens)

**Most Runs By UGA:** 11 (L, 11-2 [5], May 14, 2004 in Tuscaloosa, Ala.)

**MSU In One-Run Games:** 8-2

**MSU In Extra-Inning Games:** 6-0

**MSU Wins Via Run-Rule:** 1

**Georgia Wins Via Run-Rule:** 6

## KENTUCKY

(Mississippi State leads 27-19)

Date	Winner	Score	Location
4/11/97	Mississippi State	6-1 (8)	Lexington, Ky.
4/11/97	Mississippi State	12-7 (11)	Lexington, Ky.
4/10/98	Kentucky	1-0	Starkville, Miss.
4/10/98	Kentucky	1-0	Starkville, Miss.
3/12/99	Kentucky	3-1	Chattanooga, Tenn.\$
4/17/99	Kentucky	5-4	Lexington, Ky.
4/17/99	Mississippi State	12-0	Lexington, Ky.
4/15/00	Mississippi State	6-2	Starkville, Miss.
4/15/00	Mississippi State	7-3	Starkville, Miss.
4/7/01	Kentucky	8-1	Starkville, Miss.
4/7/01	Mississippi State	3-2	Starkville, Miss.
4/8/01	Mississippi State	7-3	Starkville, Miss.
4/6/02	Kentucky	6-4	Lexington, Ky.
4/6/02	Kentucky	10-3	Lexington, Ky.
4/7/02	Mississippi State	3-2	Lexington, Ky.
3/29/03	Mississippi State	7-6	Starkville, Miss.
3/29/03	Mississippi State	7-0	Starkville, Miss.
3/30/03	Mississippi State	6-3	Starkville, Miss.
3/27/04	Mississippi State	8-2	Lexington, Ky.
3/27/04	Kentucky	4-3	Lexington, Ky.
3/28/04	Mississippi State	6-2	Lexington, Ky.
3/25/05	Mississippi State	3-2	Starkville, Miss.
3/25/05	Mississippi State	5-0	Starkville, Miss.
3/26/05	Mississippi State	3-2	Starkville, Miss.
5/6/06	Mississippi State	6-4	Lexington, Ky.
5/6/06	Mississippi State	2-0	Lexington, Ky.
5/7/06	Mississippi State	3-2 (8)	Lexington, Ky.
3/13/07	Mississippi State	7-0	Lexington, Ky.
3/13/07	Mississippi State	9-7	Lexington, Ky.
4/3/08	Mississippi State	1-0	Starkville, Miss.
4/3/08	Mississippi State	8-0 (5)	Starkville, Miss.
4/24/09	Kentucky	10-3	Lexington, Ky.
4/24/09	Kentucky	4-1	Lexington, Ky.
4/25/09	Kentucky	8-7	Lexington, Ky.
4/2/10	Kentucky	5-4	Starkville, Miss.
4/2/10	Kentucky	2-0	Starkville, Miss.
4/3/10	Mississippi State	1-0	Starkville, Miss.
3/25/11	Kentucky	12-6	Lexington, Ky.
3/26/11	Kentucky	8-0 (5)	Lexington, Ky.
3/27/11	Kentucky	5-0	Lexington, Ky.
4/20/12	Mississippi State	4-3	Starkville, Miss.
4/21/12	Mississippi State	2-1 (8)	Starkville, Miss.
4/22/12	Mississippi State	3-2	Starkville, Miss.
3/22/13	Kentucky	5-4 (10)	Lexington, Ky.
3/23/13	Kentucky	3-2	Lexington, Ky.
3/13/13	Kentucky	7-0	Lexington, Ky.

\$ UTC Frost Cutlery Tournament

### SERIES NOTES

**Total Runs Scored:** Mississippi State 190, Kentucky 163

**MSU At Home:** 16-5

**MSU On The Road:** 11-13

**MSU At Neutral:** 0-1

**Longest MSU Win Streak:** 11 (March 28, 2004 - April 3, 2008)

**Longest MSU Losing Streak:** 5 (April 24, 2009 - April 2, 2010)

**Last MSU Win:** April 22, 2012 (3-2 in Starkville)

**Last MSU Loss:** March 13, 2013 (7-0 in Lexington)

**Last MSU Home Win:** April 22, 2012 (3-2)

**Last MSU Home Loss:** April 2, 2010 (2-0)

**Last MSU Road Win:** March 13, 2007 (9-7)

**Last MSU Road Loss:** March 13, 2013 (7-0)

**Highest Scoring Game:** 19 (W, 12-7 [11], April 11, 1997 in Starkville)

**Largest MSU Margin Of Victory:** 12 (12-0, April 17, 1999 in Lexington)

**Largest MSU Margin Of Defeat:** 8 (8-0 [5], March 26, 2011 in Lexington)

**Most Runs By MSU:** 12, twice, last on April 17, 1999 (W, 12-0 in Lexington)

**Most Runs By UK:** 12 (L, 12-6, March 25, 2011 in Lexington)

**MSU In One-Run Games:** 11-8

**MSU In Extra-Inning Games:** 4-1

**MSU Wins Via Run-Rule:** 1

**Kentucky Wins Via Run-Rule:** 1





# SEC SERIES HISTORY

## LSU

(LSU leads 51-6)

Date	Winner	Score	Location
3/10/82	LSU	14-0	Baton Rouge, La.
3/10/82	LSU	8-7	Baton Rouge, La.
4/20/82	LSU	3-2	Starkville, Miss.
4/20/82	LSU	4-1	Starkville, Miss.
4/4/97	LSU	2-0	Baton Rouge, La.
4/4/97	LSU	9-1 (6)	Baton Rouge, La.
4/3/98	Mississippi State	3-2	Starkville, Miss.
4/3/98	LSU	2-1	Starkville, Miss.
4/4/98	LSU	7-3	Starkville, Miss.
4/4/98	LSU	4-3	Starkville, Miss.
4/9/99	LSU	1-0	Baton Rouge, La.
4/9/99	LSU	5-1	Baton Rouge, La.
4/10/99	LSU	5-2	Baton Rouge, La.
4/10/99	LSU	5-4	Baton Rouge, La.
5/16/99	LSU	2-0 (9)	Columbus, Ga.†
4/7/00	LSU	8-0 (5)	Starkville, Miss.
4/7/00	LSU	8-4 (10)	Starkville, Miss.
4/8/00	LSU	9-4	Starkville, Miss.
4/8/00	LSU	7-1	Starkville, Miss.
4/11/01	LSU	8-0	Starkville, Miss.
4/11/01	LSU	5-0	Starkville, Miss.
4/12/01	LSU	2-1	Starkville, Miss.
5/11/01	LSU	2-1	Chattanooga, Tenn.†
3/19/02	LSU	9-3	Baton Rouge, La.
3/19/02	Mississippi State	8-7 (11)	Baton Rouge, La.
3/20/02	LSU	4-0	Baton Rouge, La.
3/26/03	LSU	4-3	Starkville, Miss.
3/26/03	LSU	15-13 (8)	Starkville, Miss.
3/27/03	Mississippi State	6-2	Starkville, Miss.
3/3/04	LSU	6-2	Baton Rouge, La.
3/3/04	LSU	6-0	Baton Rouge, La.
3/4/04	LSU	5-4	Baton Rouge, La.
3/30/05	Mississippi State	13-11	Starkville, Miss.
3/30/05	Mississippi State	4-1	Starkville, Miss.
3/31/05	LSU	15-9	Starkville, Miss.
4/19/06	LSU	5-0	Baton Rouge, La.
4/19/06	LSU	4-0	Baton Rouge, La.
4/20/06	LSU	7-1	Baton Rouge, La.
4/14/07	LSU	4-1 (9)	Starkville, Miss.
4/14/07	LSU	4-3 (9)	Starkville, Miss.
3/26/08	LSU	5-2	Baton Rouge, La.
3/26/08	LSU	2-1	Baton Rouge, La.
3/21/09	LSU	5-4	Starkville, Miss.
3/21/09	LSU	4-1	Starkville, Miss.
3/22/09	LSU	7-5	Starkville, Miss.
4/10/10	LSU	2-1	Baton Rouge, La.
4/10/10	LSU	8-3	Baton Rouge, La.
4/11/10	LSU	6-1	Baton Rouge, La.
4/29/11	LSU	4-2	Starkville, Miss.
4/30/11	LSU	7-6	Starkville, Miss.
5/1/11	LSU	3-1	Starkville, Miss.
3/16/12	LSU	10-7	Baton Rouge, La.
3/17/12	LSU	3-1	Baton Rouge, La.
3/18/12	LSU	4-0	Baton Rouge, La.
3/8/13	LSU	1-0 (14)	Starkville, Miss.
3/9/13	Mississippi State	2-1	Starkville, Miss.
3/10/13	LSU	9-2	Starkville, Miss.

† Southeastern Conference Tournament

### SERIES NOTES

**Total Runs Scored:** LSU 312, Mississippi State 148

**MSU At Home:** 5-25

**MSU On The Road:** 1-24

**MSU At Neutral:** 0-2

**Longest MSU Win Streak:** 2 (March 30, 2005)

**Longest MSU Losing Streak:** 21 (March 31, 2005 - March 8, 2013)

**Last MSU Win:** March 9, 2013 (2-1 in Starkville)

**Last MSU Loss:** March 10, 2013 (9-2 in Starkville)

**Last MSU Home Win:** March 9, 2013 (2-1)

**Last MSU Home Loss:** March 10, 2013 (9-2)

**Last MSU Road Win:** March 19, 2002 (8-7 [11])

**Last MSU Road Loss:** March 18, 2012 (4-0)

**Highest Scoring Game:** 28 (L, 15-13 [8], March 26, 2003 in Starkville)

**Largest MSU Margin Of Victory:** 4 (6-2, March 27, 2003 in Starkville)

**Largest MSU Margin Of Defeat:** 14 (14-0, March 10, 1982 in Baton Rouge)

**Most Runs By MSU:** 13, twice, last on March 30, 2005 (W, 13-11 in Starkville)

**Most Runs By LSU:** 15, twice, last on March 31, 2005 (L, 9-15, in Baton Rouge)

**MSU In One-Run Games:** 3-16

**MSU In Extra-Inning Games:** 1-6

**MSU Wins Via Run-Rule:** 0

**LSU Wins Via Run-Rule:** 2

## OLE MISS

(Mississippi State leads 37-20)

Date	Winner	Score	Location
3/6/97	Ole Miss	3-2	Starkville, Miss.
3/6/97	Mississippi State	2-1 (8)	Starkville, Miss.
4/30/97	Ole Miss	1-0 (9)	Oxford, Miss.
4/30/97	Ole Miss	4-1	Oxford, Miss.
4/1/98	Mississippi State	7-0	Oxford, Miss.
4/1/98	Mississippi State	5-3	Oxford, Miss.
4/25/98	Mississippi State	11-0 (5)	Starkville, Miss.
4/25/98	Mississippi State	4-3	Starkville, Miss.
3/19/99	Ole Miss	5-4 (11)	Oxford, Miss.
3/19/99	Ole Miss	4-1	Oxford, Miss.
3/20/99	Mississippi State	8-0 (5)	Oxford, Miss.
3/20/99	Ole Miss	8-0 (6)	Oxford, Miss.
3/17/00	Mississippi State	4-3	Starkville, Miss.
3/17/00	Mississippi State	7-4	Starkville, Miss.
3/18/00	Mississippi State	3-1	Starkville, Miss.
3/18/00	Ole Miss	6-0	Starkville, Miss.
3/27/01	Mississippi State	2-1	Oxford, Miss.
3/27/01	Mississippi State	7-5 (11)	Oxford, Miss.
3/28/01	Mississippi State	12-0 (5)	Oxford, Miss.
4/10/02	Mississippi State	1-0	Starkville, Miss.
4/10/02	Mississippi State	8-1	Starkville, Miss.
4/11/02	Mississippi State	1-0	Starkville, Miss.
4/9/03	Mississippi State	14-0 (5)	Oxford, Miss.
4/10/03	Ole Miss	6-5	Oxford, Miss.
4/10/03	Ole Miss	10-8 (8)	Oxford, Miss.
4/20/04	Mississippi State	8-0 (5)	Starkville, Miss.
4/20/04	Mississippi State	2-1	Starkville, Miss.
4/21/04	Mississippi State	7-2	Starkville, Miss.
4/13/05	Ole Miss	2-0	Starkville, Miss.
4/19/05	Mississippi State	4-0	Oxford, Miss.
4/26/05	Ole Miss	4-0	Ridgeland, Miss.\$
4/5/06	Ole Miss	2-1	Ridgeland, Miss.\$
4/11/06	Ole Miss	6-5	Oxford, Miss.
4/26/06	Ole Miss	1-0	Starkville, Miss.
3/27/07	Mississippi State	5-2	Madison, Miss.\$
4/6/07	Ole Miss	3-2	Starkville, Miss.
4/7/07	Mississippi State	7-4	Starkville, Miss.
4/7/07	Mississippi State	8-0 (6)	Starkville, Miss.
3/21/08	Mississippi State	5-3	Oxford, Miss.
3/21/08	Mississippi State	3-2	Oxford, Miss.
3/22/08	Mississippi State	8-3	Oxford, Miss.
4/8/08	Ole Miss	2-1	Ridgeland, Miss.\$
4/1/09	Ole Miss	8-3	Madison, Miss.\$
5/2/09	Mississippi State	6-2	Starkville, Miss.
5/2/09	Mississippi State	8-0 (5)	Starkville, Miss.
3/20/10	Ole Miss	6-4	Oxford, Miss.
3/20/10	Ole Miss	9-2	Oxford, Miss.
3/21/10	Mississippi State	11-5	Oxford, Miss.
4/1/11	Ole Miss	6-0	Starkville, Miss.
4/2/11	Mississippi State	3-0	Starkville, Miss.
4/3/11	Mississippi State	9-3	Starkville, Miss.
4/13/12	Mississippi State	5-3	Oxford, Miss.
4/14/12	Mississippi State	2-1	Oxford, Miss.
4/15/12	Mississippi State	10-3	Oxford, Miss.
4/12/13	Mississippi State	6-5	Starkville, Miss.
4/13/13	Mississippi State	5-1	Starkville, Miss.
4/14/13	Mississippi State	8-0 (6)	Starkville, Miss.

\$ M&F Bank Fastpitch Classic

### SERIES NOTES

**Total Runs Scored:** Mississippi State 263, Ole Miss 163

**MSU At Home:** 21-6

**MSU On The Road:** 15-10

**MSU At Neutral:** 1-4

**Longest MSU Win Streak:** 8 (April 2, 2011 - April 14, 2013)

**Longest MSU Losing Streak:** 4 (April 26, 2005 - April 26, 2006)

**Last MSU Win:** April 14, 2013 (6-5 in Starkville)

**Last MSU Loss:** April 1, 2011 (6-0 in Starkville)

**Last MSU Home Win:** April 14, 2013 (6-5)

**Last MSU Home Loss:** April 1, 2011 (6-0)

**Last MSU Road Win:** April 15, 2012 (10-3)

**Last MSU Road Loss:** March 20, 2010 (9-2)

**Highest Scoring Game:** 18 (L, 10-8 [8], April 10, 2003 in Oxford)

**Largest MSU Margin Of Victory:** 14 (14-0 [5], April 9, 2003 in Oxford)

**Largest MSU Margin Of Defeat:** 8 (8-0 [6], March 20, 1999 in Oxford)

**Most Runs By MSU:** 14 (W, 14-0, April 9, 2003 in Oxford)

**Most Runs By UM:** 10 (L, 10-8 [8], April 10, 2003 in Oxford)

**MSU In One-Run Games:** 11-9

**MSU In Extra-Inning Games:** 2-3

**MSU Wins Via Run-Rule:** 8

**Ole Miss Wins Via Run-Rule:** 1

## MISSOURI

(Missouri leads 2-0)

Date	Winner	Score	Location
3/15/97	Missouri	4-3 (8)	San Jose, Calif.†
2/21/98	Missouri	7-4 (10)	Starkville, Miss.%

† NIST Tournament

% MSU Bulldog Classic

### SERIES NOTES

**Total Runs Scored:** Missouri 11, Mississippi State 7

**MSU At Home:** 0-1

**MSU On The Road:** Never Played

**MSU At Neutral:** 0-1

**Longest MSU Win Streak:** N/A

**Longest MSU Losing Streak:** 2 (March 15, 1997 - Present)

**Last MSU Win:** N/A

**Last MSU Loss:** Feb. 21, 1998 (4-7 [10] in Starkville)

**Last MSU Home Win:** N/A

**Last MSU Home Loss:** Feb. 21, 1998 (4-7 [10])

**Last MSU Road Win:** N/A

**Last MSU Road Loss:** N/A

**Highest Scoring Game:** 11 (L, 4-7 [10], Feb. 21, 1998 in Starkville)

**Largest MSU Margin Of Victory:** N/A

**Largest MSU Margin Of Defeat:** 3 (7-4 [10], Feb. 21, 1998 in Starkville)

**Most Runs By MSU:** 4 (L, 7-4 [10], Feb. 21, 1998 in Starkville)

**Most Runs By Mizzou:** 7 (L, 7-4 [10], Feb. 21, 1998 in Starkville)

**MSU In One-Run Games:** 0-1

**MSU In Extra-Inning Games:** 0-2

**MSU Wins Via Run-Rule:** 0

**Missouri Wins Via Run-Rule:** 0

The Bulldogs swept rival Ole Miss in 2013 giving MSU eight-straight wins over the Rebels. The in-state rivals will not meet in 2014 as a result of the SEC schedule rotation.





# SEC SERIES HISTORY



## SOUTH CAROLINA

(Mississippi State leads 27-25)

Date	Winner	Score	Location
4/28/85	South Carolina	7-3 (9)	Cookeville, Tenn.
4/28/85	Mississippi State	5-4 (9)	Cookeville, Tenn.
3/22/97	South Carolina	4-0 (8)	Starkville, Miss.
3/22/97	South Carolina	5-3	Starkville, Miss.
5/8/98	South Carolina	2-0	Columbus, Ga.+
5/9/98	Mississippi State	3-0	Columbus, Ga.+
3/26/99	South Carolina	1-0	Starkville, Miss.
3/26/99	Mississippi State	5-2	Starkville, Miss.
5/15/99	Mississippi State	2-1	Columbus, Ga.+
3/12/00	South Carolina	2-1 (8)	Tampa, Fla.\$
3/24/00	South Carolina	2-1 (9)	Columbia, S.C.
3/24/00	Mississippi State	6-2	Columbia, S.C.
3/17/01	South Carolina	7-1	Columbia, S.C.
3/17/01	Mississippi State	1-0	Columbia, S.C.
3/18/01	South Carolina	2-0	Columbia, S.C.
3/16/02	South Carolina	4-2	Starkville, Miss.
3/16/02	South Carolina	5-2	Starkville, Miss.
3/17/02	Mississippi State	11-10 (9)	Starkville, Miss.
5/9/02	South Carolina	11-5	Chattanooga, Tenn.+
3/8/03	Mississippi State	6-2	Columbia, S.C.
3/8/03	South Carolina	11-3 (6)	Columbia, S.C.
3/9/03	South Carolina	5-2	Columbia, S.C.
5/9/03	South Carolina	2-1	Plant City, Fla.+
3/6/04	South Carolina	2-1	Starkville, Miss.
3/6/04	Mississippi State	8-0 (5)	Starkville, Miss.
3/7/04	South Carolina	7-4	Starkville, Miss.
5/7/05	South Carolina	3-2	Columbia, S.C.
5/7/05	South Carolina	7-5	Columbia, S.C.
5/8/05	Mississippi State	3-2 (8)	Columbia, S.C.
5/13/05	Mississippi State	4-1	Gainesville, Fla.+
3/25/06	Mississippi State	4-3 (10)	Starkville, Miss.
3/25/06	Mississippi State	2-1	Starkville, Miss.
3/26/06	South Carolina	6-2	Starkville, Miss.
3/31/07	Mississippi State	2-1	Starkville, Miss.
3/31/07	Mississippi State	4-3	Starkville, Miss.
4/1/07	Mississippi State	8-7 (8)	Starkville, Miss.
4/12/08	Mississippi State	1-0	Columbia, S.C.
4/12/08	Mississippi State	3-1	Columbia, S.C.
4/13/08	Mississippi State	9-1 (6)	Columbia, S.C.
4/18/09	Mississippi State	4-2	Starkville, Miss.
4/18/09	South Carolina	2-0	Starkville, Miss.
4/19/09	Mississippi State	10-2 (6)	Starkville, Miss.
4/17/10	Mississippi State	2-1	Columbia, S.C.
4/17/10	South Carolina	8-4	Columbia, S.C.
4/18/10	Mississippi State	3-1	Columbia, S.C.
3/9/11	Mississippi State	2-1	Starkville, Miss.
3/9/11	Mississippi State	11-5	Starkville, Miss.
3/13/12	Mississippi State	10-6	Columbia, S.C.
3/13/12	Mississippi State	9-0 (5)	Columbia, S.C.
4/26/13	South Carolina	8-3	Starkville, Miss.
4/27/13	South Carolina	3-0	Starkville, Miss.
4/28/13	South Carolina	5-4	Starkville, Miss.

+ Southeastern Conference Tournament  
\$ USF Speedline Invitational

### SERIES NOTES

**Total Runs Scored:** Mississippi State 187, South Carolina 180  
**MSU At Home:** 12-12  
**MSU On The Road:** 11-8  
**MSU At Neutral:** 4-5  
**Longest MSU Win Streak:** 7 (March 31, 2007 - April 18, 2009)  
**Longest MSU Losing Streak:** 4 (March 8, 2003 - March 6, 2004)  
**Last MSU Win:** March 13, 2012 (9-0 [5] in Columbia)  
**Last MSU Loss:** April 28, 2013 (5-4 in Starkville)  
**Last MSU Home Win:** March 9, 2011 (11-5)  
**Last MSU Home Loss:** April 28, 2013 (5-4)  
**Last MSU Road Win:** March 13, 2012 (9-0 [5])  
**Last MSU Road Loss:** April 17, 2010 (8-4)  
**Highest Scoring Game:** 21 (W, 11-10 [9], March 17, 2002 in Starkville)  
**Largest Margin Of Victory:** 9 (9-0 [5], March 13, 2012 in Columbia)  
**Largest Margin Of Defeat:** 8 (11-3 [6], March 8, 2003 in Columbia)  
**Most Runs By MSU:** 11, twice, last on March 9, 2011 (W, 11-5 in Starkville)  
**Most Runs By USC:** 11, twice, last on March 8, 2003 (L, 11-3 [6] in Columbia)  
**MSU In One-Run Games:** 13-7  
**MSU In Extra-Inning Games:** 5-4  
**MSU Wins Via Run-Rule:** 4  
**South Carolina Wins Via Run-Rule:** 1

## TENNESSEE

(Tennessee leads 30-15)

Date	Winner	Score	Location
4/13/97	Mississippi State	5-4 (8)	Knoxville, Tenn.
4/13/97	Tennessee	11-0 (5)	Knoxville, Tenn.
4/11/98	Mississippi State	3-0	Starkville, Miss.
4/11/98	Tennessee	3-2	Starkville, Miss.
4/18/99	Tennessee	9-1 (6)	Knoxville, Tenn.
4/18/99	Tennessee	11-7	Knoxville, Tenn.
5/14/99	Tennessee	4-2	Columbus, Ga.+
4/14/00	Mississippi State	6-1	Starkville, Miss.
4/14/00	Mississippi State	3-1	Starkville, Miss.
3/31/01	Mississippi State	13-4	Knoxville, Tenn.
3/31/01	Mississippi State	3-1	Knoxville, Tenn.
4/1/01	Mississippi State	7-1	Knoxville, Tenn.
3/29/02	Tennessee	2-0	Starkville, Miss.
3/29/02	Mississippi State	8-1	Starkville, Miss.
3/22/03	Tennessee	8-0 (5)	Knoxville, Tenn.
3/22/03	Mississippi State	11-7	Knoxville, Tenn.
3/23/03	Tennessee	16-2 (5)	Knoxville, Tenn.
3/20/04	Tennessee	10-1	Starkville, Miss.
3/20/04	Tennessee	6-3	Starkville, Miss.
3/21/04	Tennessee	5-3 (8)	Starkville, Miss.
5/13/04	Mississippi State	8-2	Tuscaloosa, Ala.+
3/19/05	Tennessee	1-0	Knoxville, Tenn.
3/19/05	Tennessee	8-4	Knoxville, Tenn.
3/20/05	Tennessee	3-1	Knoxville, Tenn.
5/14/05	Tennessee	3-0	Gainesville, Fla.+
4/22/06	Tennessee	2-1	Starkville, Miss.
4/22/06	Tennessee	3-1	Starkville, Miss.
4/23/06	Tennessee	10-0 (5)	Starkville, Miss.
3/17/07	Tennessee	3-0	Knoxville, Tenn.
3/17/07	Tennessee	2-1 (8)	Knoxville, Tenn.
3/18/07	Tennessee	5-1	Knoxville, Tenn.
4/26/08	Mississippi State	2-1	Starkville, Miss.
4/26/08	Tennessee	8-6	Starkville, Miss.
3/28/09	Mississippi State	5-4	Knoxville, Tenn.
3/28/09	Tennessee	8-0 (5)	Knoxville, Tenn.
3/29/09	Mississippi State	10-6	Knoxville, Tenn.
3/9/10	Tennessee	8-4	Starkville, Miss.
3/9/10	Mississippi State	5-4	Starkville, Miss.
3/10/10	Tennessee	10-4	Starkville, Miss.
4/21/11	Tennessee	2-0	Knoxville, Tenn.
4/22/11	Tennessee	8-0 (6)	Knoxville, Tenn.
4/23/11	Mississippi State	3-2	Knoxville, Tenn.
3/23/12	Tennessee	8-0 (5)	Starkville, Miss.
3/24/12	Tennessee	10-3	Starkville, Miss.
3/25/12	Tennessee	8-0 (5)	Starkville, Miss.

+ Southeastern Conference Tournament

### SERIES NOTES

**Total Runs Scored:** Tennessee 234, Mississippi State 139  
**MSU At Home:** 6-14  
**MSU On The Road:** 8-14  
**MSU At Neutral:** 1-2  
**Longest MSU Win Streak:** 5 (April 14, 2000 - April 1, 2001)  
**Longest MSU Losing Streak:** 10 (March 19, 2005 - March 18, 2007)  
**Last MSU Win:** April 23, 2011 (3-2 in Knoxville)  
**Last MSU Loss:** March 25, 2012 (8-0 [5] in Starkville)  
**Last MSU Home Win:** March 9, 2010 (5-4)  
**Last MSU Home Loss:** March 25, 2012 (8-0 [5])  
**Last MSU Road Win:** April 23, 2011 (3-2)  
**Last MSU Road Loss:** April 22, 2011 (8-0 [6])  
**Highest Scoring Game:** 18, twice, last on March 23, 2003 (L, 16-2 [5] in Knoxville)  
**Largest MSU Margin Of Victory:** 9 (13-4, March 31, 2001 in Knoxville)  
**Largest MSU Margin Of Defeat:** 14 (16-2 [5], March 23, 2003 in Knoxville)  
**Most Runs By MSU:** 13 (W, 13-4, March 31, 2001 in Knoxville)  
**Most Runs By UT:** 16 (L, 16-2 [5], March 23, 2003 in Knoxville)  
**MSU In One-Run Games:** 5-4  
**MSU In Extra-Inning Games:** 1-2  
**MSU Wins Via Run-Rule:** 0  
**Tennessee Wins Via Run-Rule:** 9

## TEXAS A&M

(Texas A&M leads 5-4)

Date	Winner	Score	Location
2/28/86	Texas A&M	6-0	Thibodaux, La.!
2/11/00	Mississippi State	3-2	Phoenix, Ariz.!
2/9/03	Mississippi State	5-2	Phoenix, Ariz.!
2/19/10	Texas A&M	9-0 (5)	College Station, Texas\$
2/20/10	Texas A&M	13-4 (5)	College Station, Texas\$
3/6/11	Mississippi State	7-3	Starkville, Miss.*
5/3/13	Texas A&M	5-2	College Station, Texas
5/4/13	Mississippi State	6-2	College Station, Texas
5/5/13	Texas A&M	4-2	College Station, Texas

! Budweiser Bayou Classic  
 ^ Fiesta Bowl Tournament  
 \$ Aggie Classic  
 \* MSU Bulldog Classic

### SERIES NOTES

**Total Runs Scored:** Texas A&M 46, Mississippi State 29  
**MSU At Home:** 1-0  
**MSU On The Road:** 1-4  
**MSU At Neutral:** 2-1  
**Longest MSU Win Streak:** 2 (Feb. 11, 2000 - Feb. 9, 2003)  
**Longest MSU Losing Streak:** 2 (Feb. 19, 2010 - Feb. 20, 2010)  
**Last MSU Win:** May 4, 2013 (6-2 in College Station)  
**Last MSU Loss:** May 5, 2013 (4-2 in College Station)  
**Last MSU Home Win:** March 6, 2011 (7-3)  
**Last MSU Home Loss:** N/A  
**Last MSU Road Win:** May 4, 2013 (6-2)  
**Last MSU Road Loss:** May 5, 2013 (4-2)  
**Highest Scoring Game:** 17 (L, 4-13 [5], Feb. 20, 2010 in College Station)  
**Largest MSU Margin Of Victory:** 4, twice, last on May 4, 2013 (6-2 in College Station)  
**Largest MSU Margin Of Defeat:** 9, twice, last on Feb. 20, 2010 (13-4 [5] in College Station)  
**Most Runs By MSU:** 7 (W, 7-3, March 6, 2011 in Starkville)  
**Most Runs By TAMU:** 13 (L, 13-4 [5], Feb. 20, 2010 in College Station)  
**MSU In One-Run Games:** 1-0  
**MSU In Extra-Inning Games:** N/A  
**MSU Wins Via Run-Rule:** 0  
**Texas A&M Wins Via Run-Rule:** 2

Logan Foulks hit a three-run home run to help MSU to a 6-2 victory in College Station over No. 14 Texas A&M on May 4, 2013.





# NON-SEC SERIES HISTORY

**AKRON** ..... **UA leads 1-0**  
4/13/85 ..... L ..... 0-2 ..... Owensboro, KY

**ALABAMA A&M** ..... **MSU leads 2-0**  
2/20/04 ..... W ..... 13-0 (5) ..... Starkville, MS  
2/22/04 ..... W ..... 13-0 (5) ..... Starkville, MS

**ALABAMA STATE** ..... **MSU leads 2-0**  
3/1/97 ..... W ..... 30-0 (5) ..... Troy, AL  
3/2/97 ..... W ..... 18-0 (5) ..... Troy, AL

**ALCORN STATE** ..... **MSU leads 4-0**  
2/22/97 ..... W ..... 19-0 (5) ..... Monroe, LA  
2/26/06 ..... W ..... 9-0 (5) ..... Starkville, MS  
3/29/11 ..... W ..... 11-2 (5) ..... Starkville, MS  
3/29/11 ..... W ..... 10-1 (5) ..... Starkville, MS

**ARIZONA** ..... **UA leads 2-1**  
2/9/02 ..... W ..... 7-1 ..... Phoenix, AZ  
2/9/03 ..... L ..... 2-9 ..... Phoenix, AZ  
5/19/07 ..... L ..... 0-8 ..... Tucson, AZ

**ARIZONA STATE** ..... **ASU leads 2-1**  
2/22/02 ..... W ..... 2-1 ..... Columbus, GA  
5/16/02 ..... L ..... 1-4 ..... Lafayette, LA  
2/8/03 ..... L ..... 4-5 ..... Phoenix, AZ

**ARKANSAS STATE** ..... **MSU leads 6-0**  
4/14/84 ..... W ..... 8-4 ..... Owensboro, KY  
3/26/85 ..... W ..... 12-0 ..... Starkville, MS  
3/26/85 ..... W ..... 11-2 ..... Starkville, MS  
3/29/86 ..... W ..... 15-0 ..... Starkville, MS  
4/10/86 ..... W ..... 12-4 ..... Jonesboro, AR  
4/10/86 ..... W ..... 9-0 ..... Jonesboro, AR

**AUSTIN PEAY** ..... **MSU leads 6-0**  
2/20/00 ..... W ..... 10-1 (5) ..... Starkville, MS  
2/20/04 ..... W ..... 4-0 ..... Starkville, MS  
2/21/04 ..... W ..... 8-0 (5) ..... Starkville, MS  
3/4/07 ..... W ..... 2-0 ..... Chattanooga, TN  
2/23/08 ..... W ..... 12-4 (6) ..... Macon, GA  
3/08/08 ..... W ..... 3-1 ..... Starkville, MS

**BAYLOR** ..... **BU leads 2-0**  
3/3/06 ..... L ..... 0-1 ..... Waco, TX  
3/5/06 ..... L ..... 1-3 ..... Waco, TX

**BELMONT** ..... **MSU leads 5-1**  
2/19/00 ..... W ..... 8-0 (6) ..... Starkville, MS  
2/6/01 ..... W ..... 9-0 (5) ..... Starkville, MS  
2/6/01 ..... W ..... 6-1 ..... Starkville, MS  
2/13/02 ..... W ..... 11-0 (5) ..... Starkville, MS  
2/13/02 ..... W ..... 2-0 ..... Starkville, MS  
2/23/13 ..... L ..... 3-4 ..... Southaven, MS

**BIRMINGHAM SOUTHERN** ..... **MSU leads 2-0**  
3/19/03 ..... W ..... 8-0 (5) ..... Starkville, MS  
3/19/03 ..... W ..... 4-0 ..... Starkville, MS

**BOSTON UNIVERSITY** ..... **MSU leads 1-0**  
3/11/00 ..... W ..... 4-2 ..... Tampa, FL

**BOWLING GREEN** ..... **MSU leads 3-0**  
3/4/06 ..... W ..... 3-2 (8) ..... Waco, TX  
3/5/06 ..... W ..... 6-1 ..... Waco, TX  
2/25/11 ..... W ..... 3-2 ..... Kennesaw, GA

**BRADLEY** ..... **MSU leads 3-1**  
3/18/86 ..... W ..... 2-1 ..... Starkville, MS  
3/18/86 ..... L ..... 0-6 ..... Starkville, MS  
2/6/04 ..... W ..... 11-6 ..... Starkville, MS  
2/7/04 ..... W ..... 7-1 ..... Starkville, MS

**BRIGHAM YOUNG** ..... **MSU leads 2-1**  
2/28/04 ..... W ..... 2-1 ..... Houston, TX  
2/15/07 ..... W ..... 1-0 ..... Las Vegas, NV  
5/17/12 ..... L ..... 3-4 (9) ..... Eugene, OR

**BUTLER** ..... **MSU leads 1-0**  
2/19/11 ..... W ..... 2-0 ..... Starkville, MS

**CALIFORNIA** ..... **Cal leads 4-2**  
2/12/99 ..... L ..... 4-6 ..... Phoenix, AZ  
5/21/04 ..... L ..... 1-2 ..... Lincoln, NE  
2/25/05 ..... L ..... 4-9 ..... Palm Springs, CA  
2/16/07 ..... W ..... 9-0 (6) ..... Las Vegas, NV  
2/10/08 ..... W ..... 4-1 (9) ..... Palm Springs, CA  
5/15/09 ..... L ..... 3-8 ..... Tallahassee, FL

**CAL POLY** ..... **Cal Poly leads 1-0**  
2/26/98 ..... L ..... 2-5 (8) ..... Santa Barbara, CA

**CAL STATE FULLERTON** ..... **CSF leads 2-1**  
2/12/00 ..... L ..... 1-5 ..... Phoenix, AZ  
2/8/03 ..... L ..... 0-3 ..... Phoenix, AZ  
2/25/05 ..... W ..... 5-4 (8) ..... Palm Springs, CA

**CAL STATE NORTHRIDGE** ..... **Series tied 1-1**  
2/8/08 ..... W ..... 4-2 ..... Palm Springs, CA  
3/14/10 ..... L ..... 6-13 ..... Fresno, CA

**CARTHAGE COLLEGE** ..... **Series tied 1-1**  
3/20/82 ..... W ..... 6-1 ..... Starkville, MS  
3/20/82 ..... L ..... 13-16 ..... Starkville, MS

**CENTENARY** ..... **MSU leads 1-0**  
2/7/99 ..... W ..... 4-1 ..... Shreveport, LA

**CENTRAL MICHIGAN** ..... **CMU leads 1-0**  
3/7/02 ..... L ..... 0-2 ..... Plant City, FL

**CENTRAL OKLAHOMA** ..... **MSU leads 1-0**  
4/18/86 ..... W ..... 3-2 ..... Arlington, TX

**CHARLESTON SOUTHERN** ..... **MSU leads 3-0**  
3/7/08 ..... W ..... 19-2 (5) ..... Starkville, MS  
3/8/08 ..... W ..... 5-1 ..... Starkville, MS  
3/15/13 ..... W ..... 12-4 (5) ..... Charleston, SC

**CHATTANOOGA** ..... **MSU leads 7-1**  
2/21/98 ..... W ..... 8-0 (6) ..... Starkville, MS  
3/7/98 ..... W ..... 6-0 ..... Tampa, FL  
2/20/99 ..... W ..... 3-1 ..... Starkville, MS  
2/19/00 ..... W ..... 7-5 ..... Starkville, MS  
5/18/00 ..... W ..... 6-1 ..... Seattle, WA  
3/16/04 ..... W ..... 9-0 (5) ..... Chattanooga, TN  
3/16/04 ..... W ..... 2-1 ..... Chattanooga, TN  
3/3/07 ..... L ..... 3-11 (5) ..... Chattanooga, TN

**CLEVELAND STATE CC** ..... **MSU leads 1-0**  
4/26/85 ..... W ..... 5-2 ..... Cookeville, TN

**COASTAL CAROLINA** ..... **MSU leads 2-1**  
3/11/03 ..... W ..... 4-3 ..... Conway, SC  
3/12/03 ..... W ..... 10-2 ..... Conway, SC  
3/12/03 ..... L ..... 6-7 ..... Conway, SC

**COLLEGE OF CHARLESTON** ..... **MSU leads 2-0**  
3/14/13 ..... W ..... 8-0 (5) ..... Charleston, SC  
3/14/13 ..... W ..... 12-1 (5) ..... Charleston, SC

**COLLEGE OF NEW JERSEY** ..... **CNJ leads 1-0**  
3/16/83 ..... L ..... 0-5 ..... Columbia, SC

**COLORADO STATE** ..... **Series tied 2-2**  
2/14/97 ..... L ..... 6-11 ..... San Jose, CA  
2/15/02 ..... W ..... 10-2 (6) ..... Starkville, MS  
2/23/03 ..... W ..... 5-3 ..... Las Cruces, NM  
3/12/10 ..... L ..... 5-6 (8) ..... Fresno, CA

**COLUMBIA** ..... **MSU leads 2-0**  
3/2/12 ..... W ..... 11-1 (5) ..... Starkville, MS  
3/3/12 ..... W ..... 12-4 (6) ..... Starkville, MS

**CONNECTICUT** ..... **UConn leads 1-0**  
2/23/02 ..... L ..... 3-6 ..... Columbia, GA

**DELTA STATE** ..... **MSU leads 6-0**  
4/1/86 ..... W ..... 11-1 ..... Itta Bena, MS  
4/1/86 ..... W ..... 9-2 ..... Itta Bena, MS  
4/22/86 ..... W ..... 11-1 ..... Starkville, MS  
4/22/86 ..... W ..... 6-2 ..... Starkville, MS  
4/8/98 ..... W ..... 1-0 ..... Starkville, MS  
4/6/99 ..... W ..... 7-1 ..... Starkville, MS

**DePAUL** ..... **DPU leads 1-0**  
2/25/12 ..... L ..... 2-3 ..... Clearwater, FL

**DREXEL** ..... **MSU leads 1-0**  
2/18/01 ..... W ..... 4-1 ..... Starkville, MS

**EAST TENNESSEE STATE** ..... **MSU leads 3-0**  
2/17/06 ..... W ..... 9-1 (6) ..... Starkville, MS  
2/19/06 ..... W ..... 6-0 ..... Starkville, MS  
3/13/10 ..... W ..... 9-0 (5) ..... Fresno, CA

**EASTERN CONNECTICUT ST.** ..... **ECSU leads 1-0**  
3/15/83 ..... L ..... 1-2 ..... Columbia, SC

**EASTERN ILLINOIS** ..... **MSU leads 1-0**  
3/3/12 ..... W ..... 8-0 (5) ..... Starkville, MS

**EASTERN MICHIGAN** ..... **MSU leads 1-0**  
3/20/86 ..... W ..... 1-0 ..... Tallahassee, FL

**EVANSVILLE** ..... **MSU leads 3-1**  
2/28/98 ..... W ..... 7-2 ..... Santa Barbara, CA  
2/19/99 ..... L ..... 2-3 (8) ..... Starkville, MS  
2/21/99 ..... W ..... 1-0 (8) ..... Starkville, MS  
2/21/09 ..... W ..... 7-0 ..... Starkville, MS

**FAIRLEIGH DICKINSON** ..... **MSU leads 1-0**  
3/15/83 ..... W ..... 21-6 ..... Columbia, SC

**FLORIDA A&M** ..... **MSU leads 4-2**  
3/7/84 ..... W ..... 11-0 ..... Starkville, MS  
3/7/84 ..... W ..... 11-8 ..... Starkville, MS  
3/17/84 ..... W ..... 5-2 ..... Tallahassee, FL  
3/22/85 ..... L ..... 0-1 ..... Tallahassee, FL  
3/5/98 ..... L ..... 3-8 ..... Tampa, FL  
3/4/05 ..... W ..... 4-2 ..... Marietta, GA

**FLORIDA ATLANTIC** ..... **FAU leads 3-1**  
3/6/99 ..... W ..... 10-2 ..... Tampa, FL  
3/10/01 ..... L ..... 2-3 ..... Tampa, FL  
3/7/02 ..... L ..... 0-6 ..... Plant City, FL  
5/21/04 ..... L ..... 0-1 ..... Lincoln, NE

**FLORIDA GULF COAST** ..... **FGCU leads 1-0**  
3/5/09 ..... L ..... 3-8 ..... Honolulu, HI

**FLORIDA INTERNATIONAL** ..... **MSU leads 2-0**  
3/9/02 ..... W ..... 3-2 (8) ..... Plant City, FL  
5/15/03 ..... W ..... 4-2 ..... Lincoln, NE

**FLORIDA STATE** ..... **Tied 7-7**  
3/8/84 ..... L ..... 0-1 (9) ..... Starkville, MS  
3/8/84 ..... L ..... 2-6 ..... Starkville, MS  
3/16/84 ..... L ..... 0-5 ..... Tallahassee, FL  
3/21/86 ..... L ..... 1-3 ..... Tallahassee, FL  
3/4/99 ..... W ..... 2-1 ..... Tampa, FL  
3/4/00 ..... W ..... 4-0 ..... Columbus, GA  
3/3/02 ..... W ..... 2-0 ..... Tallahassee, FL  
2/28/03 ..... W ..... 3-1 ..... Tallahassee, FL  
2/23/07 ..... L ..... 2-4 ..... Columbus, GA  
2/15/09 ..... W ..... 5-4 ..... Tallahassee, FL  
5/16/09 ..... L ..... 0-5 ..... Tallahassee, FL  
3/11/11 ..... W ..... 9-8 (10) ..... Tuscaloosa, AL  
3/12/11 ..... W ..... 8-7 ..... Tuscaloosa, AL  
5/17/13 ..... L ..... 2-5 ..... Mobile, AL

**FORDHAM** ..... **MSU leads 2-0**  
2/16/08 ..... W ..... 6-5 (8) ..... Starkville, MS  
3/2/13 ..... W ..... 8-0 (5) ..... Orlando, FL

**FRESNO STATE** ..... **FSU leads 3-0**  
2/11/00 ..... L ..... 2-4 ..... Phoenix, AZ  
2/24/02 ..... L ..... 1-3 ..... Columbus, GA  
3/14/10 ..... L ..... 3-11 (5) ..... Fresno, CA

**GEORGE MASON** ..... **GMU leads 1-0**  
3/16/84 ..... L ..... 8-13 ..... Tallahassee, FL

**GEORGETOWN** ..... **MSU leads 3-0**  
3/29/08 ..... W ..... 8-0 (5) ..... Starkville, MS  
3/30/08 ..... W ..... 7-2 ..... Starkville, MS  
3/13/10 ..... W ..... 7-6 ..... Fresno, CA

**GEORGIA SOUTHERN** ..... **MSU leads 5-0**  
3/24/98 ..... W ..... 7-1 ..... Starkville, MS  
3/24/98 ..... W ..... 9-1 (5) ..... Starkville, MS  
3/10/00 ..... W ..... 4-3 ..... Tampa, FL  
3/8/01 ..... W ..... 3-2 (9) ..... Tampa, FL  
3/5/05 ..... W ..... 7-4 ..... Marietta, GA

**GEORGIA STATE** ..... **MSU leads 3-1**  
3/15/85 ..... W ..... 17-1 ..... Starkville, MS  
3/28/86 ..... W ..... 2-0 ..... Starkville, MS  
2/26/11 ..... L ..... 5-8 ..... Kennesaw, GA  
2/9/13 ..... W ..... 9-1 (5) ..... Starkville, MS

**GEORGIA TECH** ..... **MSU leads 9-2**  
4/21/99 ..... W ..... 5-0 ..... Atlanta, GA  
4/19/00 ..... W ..... 3-2 ..... Starkville, MS  
4/19/01 ..... W ..... 3-2 ..... Atlanta, GA  
4/19/01 ..... W ..... 4-1 (10) ..... Atlanta, GA  
4/18/02 ..... W ..... 7-4 ..... Starkville, MS  
4/18/02 ..... W ..... 3-0 ..... Starkville, MS  
4/14/03 ..... L ..... 1-9 (5) ..... Atlanta, GA  
4/14/03 ..... L ..... 3-5 ..... Atlanta, GA  
5/8/04 ..... W ..... 10-2 (6) ..... Starkville, MS  
5/8/04 ..... W ..... 1-0 ..... Starkville, MS  
2/25/12 ..... W ..... 5-3 ..... Clearwater, FL

**GRAMBLING** ..... **MSU leads 3-0**  
3/29/85 ..... W ..... 11-2 ..... Columbus, MS  
4/20/85 ..... W ..... 6-5 ..... Grambling, LA  
4/20/85 ..... W ..... 11-1 ..... Grambling, LA

**HAWAII** ..... **UH leads 3-1**  
2/17/07 ..... L ..... 2-3 ..... Las Vegas, NV  
5/16/08 ..... L ..... 7-9 ..... Tempe, AZ  
5/17/08 ..... L ..... 4-7 ..... Tempe, AZ  
3/6/09 ..... W ..... 14-11 ..... Honolulu, HI

**HOFSTRA** ..... **MSU leads 3-1**  
3/7/98 ..... W ..... 8-3 ..... Tampa, FL  
3/5/99 ..... W ..... 4-1 ..... Tampa, FL  
2/26/10 ..... L ..... 1-2 ..... Columbus, GA  
3/1/13 ..... W ..... 9-1 (6) ..... Orlando, FL

**HOUSTON** ..... **UH leads 2-0**  
2/27/04 ..... L ..... 1-3 ..... Houston, TX  
5/6/13 ..... L ..... 5-6 ..... Houston, TX

**IDAHO STATE** ..... **ISU leads 1-0**  
3/27/82 ..... L ..... 0-8 ..... Bartlesville, OK

**ILLINOIS CENTRAL COLLEGE** ..... **MSU leads 1-0**  
4/13/85 ..... W ..... 5-3 ..... Owensboro, KY

**ILLINOIS-CHICAGO** ..... **MSU leads 3-1**  
3/11/00 ..... W ..... 4-2 ..... Tampa, FL  
2/22/03 ..... W ..... 4-1 ..... Las Cruces, NM  
2/11/11 ..... L ..... 4-5 ..... Las Vegas, NV  
2/13/11 ..... W ..... 5-2 ..... Las Vegas, NV

**ILLINOIS STATE** ..... **Series tied 1-1**  
4/15/83 ..... L ..... 0-2 ..... Ruston, LA  
2/28/10 ..... W ..... 9-3 ..... Columbus, GA

**INDIANA STATE** ..... **MSU leads 1-0**  
3/6/07 ..... W ..... 2-1 ..... Starkville, MS

**IONA** ..... **MSU leads 1-0**  
2/7/09 ..... W ..... 10-0 (5) ..... Starkville, MS

# NON-SEC SERIES HISTORY



**IOWA** ..... **UI leads 2-1**  
 4/3/82 ..... L ..... 1-6 ..... Springfield, MO  
 3/5/98 ..... L ..... 2-4 ..... Tampa, FL  
 5/20/04 ..... W ..... 2-1 (8) ..... Lincoln, NE

**IOWA STATE** ..... **ISU leads 2-1**  
 3/26/82 ..... L ..... 1-12 ..... Bartlesville, OK  
 2/9/07 ..... W ..... 9-3 ..... Starkville, MS  
 2/10/07 ..... L ..... 3-8 ..... Starkville, MS

**IPFW** ..... **MSU leads 1-0**  
 2/22/03 ..... W ..... 5-1 ..... Las Cruces, NM

**JACKSON STATE** ..... **MSU leads 7-0**  
 2/7/04 ..... W ..... 25-2 (5) ..... Starkville, MS  
 2/8/04 ..... W ..... 18-3 (5) ..... Starkville, MS  
 4/9/09 ..... W ..... 9-0 (5) ..... Starkville, MS  
 4/9/09 ..... W ..... 3-0 ..... Starkville, MS  
 2/29/12 ..... W ..... 11-2 (6) ..... Jackson, MS  
 4/10/12 ..... W ..... 12-3 (5) ..... Starkville, MS  
 4/2/13 ..... W ..... 2-0 ..... Starkville, MS

**JACKSONVILLE** ..... **MSU leads 2-0**  
 2/10/06 ..... W ..... 8-0 (5) ..... Tampa, FL  
 2/11/06 ..... W ..... 8-0 (5) ..... Tampa, FL

**JACKSONVILLE STATE** ..... **MSU leads 8-3**  
 2/20/98 ..... W ..... 3-0 ..... Starkville, MS  
 2/27/99 ..... L ..... 3-6 ..... Starkville, MS  
 2/27/99 ..... W ..... 4-0 ..... Starkville, MS  
 3/12/99 ..... L ..... 6-7 (8) ..... Chattanooga, TN  
 3/15/00 ..... W ..... 6-0 ..... Starkville, MS  
 3/15/00 ..... W ..... 5-1 ..... Starkville, MS  
 4/25/01 ..... W ..... 3-2 ..... Jacksonville, AL  
 4/24/02 ..... W ..... 10-1 (5) ..... Starkville, MS  
 2/16/03 ..... L ..... 1-9 (6) ..... Oxford, MS  
 2/11/12 ..... W ..... 8-1 ..... Mobile, AL  
 3/12/13 ..... W ..... 7-2 ..... Jacksonville, AL

**KANSAS** ..... **KU leads 2-0**  
 4/3/82 ..... L ..... 1-9 ..... Springfield, MO  
 3/3/02 ..... L ..... 3-4 ..... Tallahassee, FL

**KENNESAW STATE** ..... **KSU leads 2-1**  
 2/10/07 ..... W ..... 6-0 ..... Starkville, MS  
 2/6/09 ..... L ..... 0-4 ..... Starkville, MS  
 2/26/11 ..... L ..... 2-3 ..... Kennesaw, GA

**KENT STATE** ..... **KSU leads 2-0**  
 3/12/82 ..... L ..... 3-10 ..... Baton Rouge, LA  
 3/12/82 ..... L ..... 8-9 ..... Baton Rouge, LA

**KENTUCKY WESLEYAN** ..... **MSU leads 6-0**  
 4/14/84 ..... W ..... 4-3 ..... Owensboro, KY  
 3/9/85 ..... W ..... 8-5 ..... Starkville, MS  
 3/9/85 ..... W ..... 7-2 ..... Starkville, MS  
 4/12/85 ..... W ..... 4-2 ..... Owensboro, KY  
 3/8/86 ..... W ..... 3-0 ..... Starkville, MS  
 3/8/86 ..... W ..... 11-2 ..... Starkville, MS

**LINCOLN COLLEGE** ..... **MSU leads 1-0**  
 4/27/85 ..... W ..... 7-4 ..... Cookeville, TN

**LIPSCOMB** ..... **MSU leads 2-0**  
 2/10/12 ..... W ..... 3-1 ..... Mobile, AL  
 2/17/13 ..... W ..... 4-3 (10) ..... Starkville, MS

**LIU-BROOKLYN** ..... **MSU leads 1-0**  
 3/2/13 ..... W ..... 2-0 ..... Orlando, FL

**LONG BEACH STATE** ..... **MSU leads 1-0**  
 3/11/06 ..... W ..... 13-2 ..... Lakewood, CA

**LOUISIANA-LAFAYETTE** ..... **ULL leads 12-3**  
 3/19/82 ..... W ..... 13-3 ..... Starkville, MS  
 3/19/82 ..... L ..... 9-15 ..... Starkville, MS  
 2/26/83 ..... L ..... 1-2 ..... Lafayette, LA  
 2/26/83 ..... L ..... 1-6 ..... Lafayette, LA  
 4/7/84 ..... L ..... 0-1 ..... Starkville, MS  
 4/7/84 ..... L ..... 2-3 ..... Starkville, MS  
 2/28/86 ..... L ..... 1-2 ..... Thibodaux, LA

4/7/86 ..... W ..... 3-0 ..... Lafayette, LA  
 4/7/86 ..... W ..... 5-1 ..... Lafayette, LA  
 5/2/99 ..... L ..... 1-7 ..... Starkville, MS  
 5/2/99 ..... L ..... 2-4 ..... Starkville, MS  
 5/18/02 ..... L ..... 3-10 ..... Lafayette, LA  
 2/12/05 ..... L ..... 2-7 ..... Lafayette, LA  
 2/24/12 ..... L ..... 3-6 ..... Clearwater, FL  
 2/13/13 ..... L ..... 1-9 (6) ..... Lafayette, LA

**LOUISIANA-MONROE** ..... **MSU leads 12-6**  
 3/13/83 ..... L ..... 0-3 ..... Starkville, MS  
 3/13/83 ..... W ..... 4-3 ..... Starkville, MS  
 4/10/84 ..... L ..... 2-3 ..... Monroe, LA  
 4/10/84 ..... L ..... 0-1 ..... Monroe, LA  
 2/23/97 ..... L ..... 1-5 ..... Monroe, LA  
 4/23/97 ..... L ..... 0-6 ..... Starkville, MS  
 4/23/97 ..... W ..... 1-0 ..... Starkville, MS  
 4/14/98 ..... W ..... 11-0 (6) ..... Monroe, LA  
 4/14/98 ..... W ..... 7-5 ..... Monroe, LA  
 4/15/99 ..... W ..... 9-1 (5) ..... Starkville, MS  
 4/15/99 ..... W ..... 3-2 (9) ..... Starkville, MS  
 4/11/00 ..... L ..... 1-2 ..... Monroe, LA  
 4/11/00 ..... W ..... 3-2 ..... Monroe, LA  
 2/20/01 ..... W ..... 2-1 (9) ..... Starkville, MS  
 2/20/01 ..... W ..... 8-5 ..... Starkville, MS  
 2/7/09 ..... W ..... 5-3 ..... Starkville, MS  
 2/8/09 ..... W ..... 12-5 ..... Starkville, MS  
 2/19/10 ..... W ..... 4-0 ..... College Station, TX

**LOUISIANA TECH** ..... **LTU leads 9-8**  
 4/23/83 ..... L ..... 0-4 ..... Starkville, MS  
 4/23/83 ..... L ..... 0-9 ..... Starkville, MS  
 3/10/84 ..... L ..... 0-4 ..... Starkville, MS  
 3/10/84 ..... L ..... 1-9 ..... Starkville, MS  
 4/19/85 ..... L ..... 0-3 ..... Ruston, LA  
 4/19/85 ..... L ..... 2-5 ..... Ruston, LA  
 4/12/86 ..... L ..... 1-2 ..... Starkville, MS  
 4/12/86 ..... L ..... 0-1 ..... Starkville, MS  
 4/25/97 ..... L ..... 2-5 ..... Starkville, MS  
 4/25/97 ..... W ..... 3-2 (10) ..... Starkville, MS  
 2/6/04 ..... W ..... 6-1 ..... Starkville, MS  
 2/8/04 ..... W ..... 1-0 ..... Starkville, MS  
 2/4/05 ..... W ..... 9-0 (5) ..... Starkville, MS  
 2/6/05 ..... W ..... 9-7 ..... Starkville, MS  
 3/10/08 ..... W ..... 5-2 ..... Starkville, MS  
 2/18/11 ..... W ..... 3-2 ..... Starkville, MS  
 3/2/12 ..... W ..... 8-0 (5) ..... Starkville, MS

**LUTHER COLLEGE** ..... **Series tied 1-1**  
 3/23/84 ..... W ..... 3-2 ..... Starkville, MS  
 3/23/84 ..... L ..... 4-6 ..... Starkville, MS

**MAINE** ..... **MSU leads 1-0**  
 3/23/85 ..... W ..... 7-0 ..... Tallahassee, FL

**MARYLAND** ..... **MSU leads 2-0**  
 2/27/10 ..... W ..... 5-4 ..... Columbus, GA  
 3/1/13 ..... W ..... 4-3 ..... Orlando, FL

**MASSACHUSETTS** ..... **MSU leads 3-1**  
 3/4/00 ..... W ..... 7-0 ..... Columbus, GA  
 3/11/00 ..... W ..... 4-1 ..... Tampa, FL  
 3/02/08 ..... W ..... 3-2 ..... Columbus, GA  
 2/26/10 ..... L ..... 6-7 (9) ..... Columbus, GA

**McNEESE STATE** ..... **MSU leads 2-0**  
 3/25/97 ..... W ..... 3-2 ..... Starkville, MS  
 2/12/05 ..... W ..... 5-0 ..... Lafayette, LA

**MEMPHIS** ..... **MSU leads 3-0**  
 2/12/12 ..... W ..... 9-6 ..... Mobile, AL  
 4/24/12 ..... W ..... 9-1 (6) ..... Starkville, MS  
 3/6/13 ..... W ..... 8-1 ..... Starkville, MS

**MERCER** ..... **MSU leads 2-1**  
 3/11/06 ..... W ..... 4-3 ..... Lakewood, CA  
 2/24/08 ..... W ..... 5-2 ..... Macon, GA  
 2/25/11 ..... L ..... 5-6 ..... Kennesaw, GA

**MIAMI (OHIO)** ..... **MSU leads 2-0**  
 2/21/03 ..... W ..... 5-2 ..... Las Cruces, NM  
 2/14/09 ..... W ..... 3-0 ..... Tallahassee, FL

**MICHIGAN** ..... **UM leads 7-1**  
 3/7/98 ..... L ..... 1-2 (8) ..... Tampa, FL  
 3/5/99 ..... L ..... 3-9 ..... Tampa, FL  
 3/7/99 ..... L ..... 3-4 ..... Tampa, FL  
 3/1/01 ..... L ..... 1-3 ..... Starkville, MS  
 2/22/02 ..... W ..... 3-2 ..... Columbus, GA  
 2/29/08 ..... L ..... 0-2 ..... Columbus, GA  
 3/3/10 ..... L ..... 0-3 ..... Starkville, MS  
 2/26/12 ..... L ..... 1-3 ..... Clearwater, FL

**MICHIGAN STATE** ..... **Series tied 2-2**  
 3/22/84 ..... L ..... 3-11 ..... Starkville, MS  
 3/22/84 ..... L ..... 1-6 ..... Starkville, MS  
 3/7/99 ..... W ..... 4-2 ..... Tampa, FL  
 3/9/01 ..... W ..... 6-2 ..... Starkville, MS

**MIDDLE TENN. STATE** ..... **MSU leads 4-1**  
 3/17/05 ..... W ..... 8-0 (5) ..... Murfreesboro, TN  
 3/17/05 ..... L ..... 5-6 ..... Murfreesboro, TN  
 3/28/06 ..... W ..... 9-3 ..... Starkville, MS  
 3/28/06 ..... W ..... 13-1 (5) ..... Starkville, MS  
 4/22/13 ..... W ..... 8-1 ..... Starkville, MS

**MISS. UNIV. FOR WOMEN** ..... **MSU leads 7-2**  
 3/16/85 ..... L ..... 1-10 ..... Starkville, MS  
 3/30/85 ..... W ..... 5-0 ..... Columbus, MS  
 4/9/85 ..... W ..... 7-1 ..... Starkville, MS  
 4/9/85 ..... W ..... 7-2 ..... Starkville, MS  
 4/12/85 ..... W ..... 3-2 ..... Owensboro, KY  
 4/23/85 ..... L ..... 1-5 ..... Columbus, MS  
 4/23/85 ..... W ..... 5-1 ..... Columbus, MS  
 4/4/86 ..... W ..... 6-5 ..... Starkville, MS  
 4/4/86 ..... W ..... 10-0 ..... Starkville, MS

**MISSISSIPPI VALLEY STATE** ..... **MSU leads 24-1**  
 2/14/03 ..... W ..... 14-0 (5) ..... Starkville, MS  
 2/21/04 ..... W ..... 12-0 (5) ..... Starkville, MS  
 2/22/04 ..... W ..... 7-0 ..... Starkville, MS  
 2/5/05 ..... W ..... 15-0 (5) ..... Starkville, MS  
 2/6/05 ..... W ..... 8-0 (6) ..... Starkville, MS  
 3/21/06 ..... W ..... 5-0 ..... Starkville, MS  
 3/21/06 ..... W ..... 6-3 ..... Starkville, MS  
 2/21/07 ..... W ..... 10-2 (5) ..... Starkville, MS  
 4/18/07 ..... L ..... 3-5 ..... Itta Bena, MS  
 2/13/08 ..... W ..... 10-0 (5) ..... Starkville, MS  
 3/29/08 ..... W ..... 10-1 (5) ..... Starkville, MS  
 3/30/08 ..... W ..... 12-0 (5) ..... Starkville, MS  
 2/25/09 ..... W ..... 10-4 ..... Itta Bena, MS  
 5/8/09 ..... W ..... 10-2 (5) ..... Starkville, MS  
 5/8/09 ..... W ..... 4-1 ..... Starkville, MS  
 3/6/10 ..... W ..... 11-1 (5) ..... Starkville, MS  
 3/24/10 ..... W ..... 9-6 ..... Itta Bena, MS  
 4/7/10 ..... W ..... 9-1 (5) ..... Ridgeland, MS  
 3/6/11 ..... W ..... 8-0 (5) ..... Starkville, MS  
 4/12/11 ..... W ..... 5-1 ..... Itta Bena, MS  
 4/19/11 ..... W ..... 9-1 (6) ..... Starkville, MS  
 2/19/12 ..... W ..... 3-2 ..... Starkville, MS  
 3/28/12 ..... W ..... 4-3 (8) ..... Itta Bena, MS  
 4/24/13 ..... W ..... 1-0 ..... Starkville, MS  
 5/18/13 ..... W ..... 2-1 ..... Mobile, AL

**MISSOURI STATE** ..... **MIZZOU ST. leads 3-1**  
 3/20/85 ..... L ..... 0-1 ..... Starkville, MS  
 3/20/85 ..... W ..... 4-2 ..... Starkville, MS  
 3/7/86 ..... L ..... 0-2 ..... Starkville, MS  
 3/7/86 ..... L ..... 3-10 ..... Starkville, MS

**MONMOUTH** ..... **MSU leads 1-0**  
 3/11/03 ..... W ..... 9-1 (6) ..... Conway, SC

**MOUNT ST. MARY'S** ..... **MSU leads 1-0**  
 3/7/09 ..... W ..... 6-1 ..... Honolulu, HI

**MURRAY STATE** ..... **MSU leads 1-0**  
 2/17/13 ..... W ..... 4-1 ..... Starkville, MS

**NEBRASKA** ..... **NU leads 3-0**  
 2/7/03 ..... L ..... 5-7 ..... Phoenix, AZ  
 5/16/03 ..... L ..... 0-8 (6) ..... Lincoln, NE  
 2/24/07 ..... L ..... 6-7 (9) ..... Columbus, GA

**NEBRASKA-OMAHA** ..... **UNO leads 1-0**  
 3/26/82 ..... L ..... 0-8 ..... Bartlesville, OK

**NEVADA** ..... **MSU leads 1-0**  
 2/21/03 ..... W ..... 7-0 ..... Las Cruces, NM

**NEW MEXICO** ..... **MSU leads 2-0**  
 3/14/97 ..... W ..... 4-0 ..... San Jose, CA  
 3/15/97 ..... W ..... 7-2 ..... San Jose, CA

**NEW MEXICO STATE** ..... **MSU leads 3-0**  
 2/12/99 ..... W ..... 4-2 ..... Phoenix, AZ  
 3/6/99 ..... W ..... 7-0 ..... Tampa, FL  
 2/9/02 ..... W ..... 7-6 (8) ..... Phoenix, AZ

**NICHOLLS STATE** ..... **NSU leads 7-2**  
 4/9/83 ..... L ..... 2-4 ..... Starkville, MS  
 4/9/83 ..... L ..... 2-4 ..... Starkville, MS  
 4/25/84 ..... L ..... 3-7 ..... Thibodaux, LA  
 4/25/84 ..... L ..... 8-13 ..... Thibodaux, LA  
 3/22/85 ..... L ..... 2-3 (9) ..... Tallahassee, FL  
 4/2/85 ..... W ..... 3-2 ..... Starkville, MS  
 4/2/85 ..... L ..... 3-5 ..... Starkville, MS  
 2/21/97 ..... L ..... 0-6 ..... Monroe, LA  
 3/8/02 ..... W ..... 8-0 (5) ..... Plant City, FL

**NORTH CAROLINA** ..... **UNC leads 3-2**  
 3/9/00 ..... W ..... 6-0 ..... Tampa, FL  
 3/8/02 ..... W ..... 8-3 ..... Plant City, FL  
 2/25/07 ..... L ..... 4-8 ..... Columbus, GA  
 3/12/11 ..... L ..... 4-12 (5) ..... Tuscaloosa, AL  
 3/13/11 ..... L ..... 2-8 ..... Tuscaloosa, AL

**NORTH CAROLINA STATE** ..... **Series tied 2-2**  
 2/4/05 ..... L ..... 1-2 ..... Starkville, MS  
 2/5/05 ..... W ..... 5-1 ..... Starkville, MS  
 2/29/08 ..... W ..... 4-0 ..... Columbus, GA  
 2/27/10 ..... L ..... 3-4 ..... Columbus, GA

**NORTH TEXAS** ..... **MSU leads 1-0**  
 4/19/86 ..... W ..... 6-3 ..... Arlington, TX

**NORTHERN ILLINOIS** ..... **NIU leads 1-0**  
 2/23/97 ..... L ..... 1-2 ..... Monroe, LA

**NORTHWESTERN STATE** ..... **MSU leads 8-4**  
 3/3/84 ..... W ..... 2-1 ..... Natchitoches, LA  
 3/3/84 ..... L ..... 3-7 ..... Natchitoches, LA  
 2/14/98 ..... L ..... 1-3 ..... Starkville, MS  
 2/14/98 ..... W ..... 3-1 ..... Starkville, MS  
 2/15/98 ..... W ..... 5-0 ..... Starkville, MS  
 2/6/99 ..... L ..... 0-1 ..... Natchitoches, LA  
 2/6/99 ..... W ..... 3-1 ..... Natchitoches, LA  
 2/19/99 ..... W ..... 6-1 ..... Starkville, MS  
 2/18/00 ..... W ..... 3-2 ..... Starkville, MS  
 5/16/02 ..... W ..... 9-6 ..... Lafayette, LA  
 2/24/06 ..... W ..... 5-2 ..... Starkville, MS  
 2/16/13 ..... L ..... 10-5 ..... Starkville, MS

**NOTRE DAME** ..... **ND leads 1-0**  
 3/15/97 ..... L ..... 3-8 ..... San Jose, CA

**OAKLAND** ..... **MSU leads 2-0**  
 2/27/02 ..... W ..... 5-0 ..... Starkville, MS  
 2/27/02 ..... W ..... 10-1 (5) ..... Starkville, MS

**OHIO STATE** ..... **OSU leads 3-1**  
 3/23/85 ..... L ..... 2-3 ..... Tallahassee, FL  
 3/21/86 ..... W ..... 3-2 ..... Tallahassee, FL  
 3/6/05 ..... L ..... 0-11 (5) ..... Marietta, GA  
 2/27/09 ..... L ..... 0-7 ..... Columbus, GA





# NON-SEC SERIES HISTORY

## OKLAHOMA ..... OU leads 2-0

4/16/83 ..... L ..... 0-4 ..... Ruston, LA  
3/3/00 ..... L ..... 4-12 (6) ..... Columbus, GA

## OKLAHOMA CITY ..... OKC leads 1-0

4/19/86 ..... L ..... 2-3 ..... Arlington, TX

## OKLAHOMA STATE ..... OSU leads 3-0

3/25/82 ..... L ..... 0-2 ..... Bartlesville, OK  
4/2/82 ..... L ..... 1-9 ..... Springfield, MO  
2/14/04 ..... L ..... 2-3 ..... San Diego, CA

## OREGON ..... MSU leads 1-0

2/08/08 ..... W ..... 3-0 ..... Palm Springs, CA

## OREGON STATE ..... OSU leads 4-2

2/9/01 ..... L ..... 0-3 ..... Corpus Christi, TX  
2/10/01 ..... L ..... 0-1 (8) ..... Corpus Christi, TX  
2/27/05 ..... L ..... 5-6 ..... Palm Springs, CA  
3/6/09 ..... L ..... 0-2 ..... Honolulu, HI  
2/20/10 ..... W ..... 13-3 ..... College Station, TX  
2/21/10 ..... W ..... 6-5 (8) ..... College Station, TX

## PACIFIC ..... UP leads 2-1

2/26/05 ..... L ..... 4-5 ..... Palm Springs, CA  
5/18/07 ..... W ..... 7-1 ..... Tucson, AZ  
5/19/07 ..... L ..... 10-12 ..... Tucson, AZ

## PENN STATE ..... PSU leads 2-1

3/9/00 ..... W ..... 2-0 ..... Tampa, FL  
2/24/01 ..... L ..... 3-8 ..... Las Vegas, NV  
2/24/01 ..... L ..... 5-6 ..... Las Vegas, NV

## PITTSBURGH ..... Series tied 1-1

3/2/03 ..... W ..... 5-4 (8) ..... Tallahassee, FL  
2/27/04 ..... L ..... 2-3 ..... Houston, TX

## PORTLAND STATE ..... PSU leads 1-0

5/18/12 ..... L ..... 0-2 ..... Eugene, OR

## PURDUE ..... MSU leads 3-1

2/9/07 ..... W ..... 6-5 ..... Starkville, MS  
2/11/07 ..... W ..... 8-1 ..... Starkville, MS  
2/13/09 ..... W ..... 4-3 ..... Tallahassee, FL  
2/27/11 ..... L ..... 0-5 ..... Kennesaw, GA

## RADFORD ..... RU leads 1-0

3/8/09 ..... L ..... 1-3 ..... Honolulu, HI

## RHODE ISLAND ..... URI leads 1-0

3/16/83 ..... L ..... 5-9 ..... Columbia, SC

## RUTGERS ..... MSU leads 1-0

2/20/09 ..... W ..... 6-0 ..... Starkville, MS

## SAINT FRANCIS (PA) ..... MSU leads 1-0

3/4/05 ..... W ..... 7-0 ..... Marietta, GA

## ST. MARY'S (CA.) ..... SMC leads 1-0

3/14/97 ..... L ..... 1-2 ..... San Jose, CA

## ST. MARY'S (NEB.) ..... MSU leads 1-0

3/29/86 ..... W ..... 11-1 ..... Starkville, MS

## SAMFORD ..... MSU leads 15-2

2/26/97 ..... W ..... 4-0 ..... Starkville, MS  
2/26/97 ..... W ..... 4-0 ..... Starkville, MS  
3/20/97 ..... W ..... 6-1 ..... Birmingham, AL  
3/20/97 ..... W ..... 7-1 ..... Birmingham, AL  
4/21/98 ..... W ..... 3-2 (10) ..... Starkville, MS  
4/21/98 ..... W ..... 5-0 ..... Starkville, MS  
4/29/99 ..... W ..... 4-0 ..... Starkville, MS  
4/29/99 ..... W ..... 4-1 ..... Starkville, MS  
4/25/00 ..... L ..... 0-2 ..... Starkville, MS  
2/16/03 ..... W ..... 15-4 (5) ..... Oxford, MS  
3/1/06 ..... W ..... 9-1 (6) ..... Starkville, MS  
3/1/06 ..... W ..... 3-1 ..... Starkville, MS

3/7/07 ..... W ..... 7-0 ..... Starkville, MS  
4/4/07 ..... L ..... 0-3 ..... Birmingham, AL  
2/14/12 ..... W ..... 6-3 ..... Birmingham, AL  
3/4/12 ..... W ..... 11-5 ..... Starkville, MS  
4/16/13 ..... W ..... 13-1 (5) ..... Birmingham, AL

## SAN DIEGO STATE ..... SDSU leads 2-1

2/13/04 ..... L ..... 3-5 ..... San Diego, CA  
2/15/04 ..... L ..... 1-2 (8) ..... San Diego, CA  
2/09/08 ..... W ..... 8-0 (6) ..... Palm Springs, CA

## SANTA CLARA ..... MSU leads 1-0

3/5/09 ..... W ..... 11-3 ..... Honolulu, HI

## SETON HALL ..... MSU leads 1-0

2/23/07 ..... W ..... 23-0 (5) ..... Columbus, GA

## SIENA ..... MSU leads 2-0

3/14/98 ..... W ..... 2-0 ..... Starkville, MS  
3/14/98 ..... W ..... 6-0 ..... Starkville, MS

## SOUTH ALABAMA ..... Tied 2-2

4/8/09 ..... W ..... 5-2 ..... Starkville, MS  
2/9/12 ..... W ..... 7-2 ..... Mobile, AL  
2/7/13 ..... L ..... 2-3 ..... Starkville, MS  
5/18/13 ..... L ..... 0-3 ..... Mobile, AL

## SOUTH FLORIDA ..... USF leads 3-2

3/6/98 ..... L ..... 0-1 ..... Tampa, FL  
3/10/00 ..... L ..... 2-4 ..... Tampa, FL  
2/11/06 ..... W ..... 2-0 ..... Tampa, FL  
2/12/06 ..... W ..... 4-2 ..... Tampa, FL  
2/24/12 ..... L ..... 0-1 ..... Clearwater, FL

## SOUTHERN ILLINOIS ..... MSU leads 5-3

2/17/01 ..... L ..... 2-3 ..... Starkville, MS  
2/15/02 ..... L ..... 0-2 ..... Starkville, MS  
2/16/02 ..... W ..... 5-3 ..... Starkville, MS  
2/17/06 ..... W ..... 2-0 ..... Starkville, MS  
2/15/08 ..... W ..... 7-3 ..... Starkville, MS  
2/17/08 ..... W ..... 4-3 ..... Starkville, MS  
2/19/11 ..... W ..... 10-8 ..... Starkville, MS  
2/20/11 ..... L ..... 4-9 ..... Starkville, MS

## SIU-EDWARDSVILLE ..... MSU leads 4-1

2/21/09 ..... W ..... 3-0 ..... Starkville, MS  
2/22/09 ..... W ..... 2-0 ..... Starkville, MS  
2/17/12 ..... L ..... 4-5 ..... Starkville, MS  
2/19/12 ..... W ..... 5-0 ..... Starkville, MS  
2/24/13 ..... W ..... 1-0 ..... Southaven, MS

## SOUTHERN MISS ..... MSU leads 31-12

3/22/83 ..... W ..... 3-0 ..... Starkville, MS  
3/22/83 ..... W ..... 4-3 ..... Starkville, MS  
4/12/83 ..... W ..... 3-0 ..... Hattiesburg, MS  
4/12/83 ..... W ..... 5-4 ..... Hattiesburg, MS  
4/3/84 ..... W ..... 7-6 ..... Hattiesburg, MS  
4/3/84 ..... W ..... 3-2 ..... Hattiesburg, MS  
4/17/84 ..... W ..... 4-1 ..... Starkville, MS  
4/17/84 ..... W ..... 5-0 ..... Starkville, MS  
3/19/85 ..... L ..... 3-5 (8) ..... Starkville, MS  
3/19/85 ..... L ..... 4-5 (9) ..... Starkville, MS  
3/29/85 ..... W ..... 4-0 ..... Columbus, MS  
4/4/85 ..... W ..... 6-1 ..... Hattiesburg, MS  
4/4/85 ..... W ..... 9-1 ..... Hattiesburg, MS  
3/25/86 ..... W ..... 5-4 ..... Hattiesburg, MS  
3/25/86 ..... W ..... 3-1 ..... Hattiesburg, MS  
3/28/86 ..... W ..... 4-2 ..... Starkville, MS  
4/23/86 ..... W ..... 3-2 ..... Starkville, MS  
4/23/86 ..... W ..... 5-1 ..... Starkville, MS  
3/12/99 ..... L ..... 0-4 ..... Chattanooga, TN  
4/5/00 ..... L ..... 0-2 ..... Starkville, MS  
4/5/00 ..... W ..... 2-1 ..... Starkville, MS  
4/5/01 ..... L ..... 1-2 ..... Starkville, MS  
4/5/01 ..... W ..... 9-6 ..... Starkville, MS  
2/16/02 ..... L ..... 2-7 ..... Starkville, MS  
4/3/02 ..... W ..... 6-2 ..... Hattiesburg, MS  
4/3/02 ..... L ..... 0-3 ..... Hattiesburg, MS  
2/4/03 ..... W ..... 3-1 ..... Starkville, MS

4/3/03 ..... L ..... 5-8 ..... Madison, MS  
3/24/04 ..... L ..... 0-6 ..... Hattiesburg, MS  
4/6/04 ..... W ..... 6-3 ..... Ridgeland, MS  
3/2/05 ..... W ..... 9-0 (6) ..... Starkville, MS  
4/7/05 ..... W ..... 5-2 ..... Hattiesburg, MS  
3/7/06 ..... L ..... 0-2 ..... Starkville, MS  
3/30/06 ..... W ..... 8-0 (5) ..... Hattiesburg, MS  
4/12/07 ..... W ..... 9-2 ..... Starkville, MS  
4/24/07 ..... W ..... 10-6 ..... Hattiesburg, MS  
3/18/08 ..... W ..... 9-0 (5) ..... Hattiesburg, MS  
4/23/08 ..... W ..... 5-2 ..... Starkville, MS  
2/11/09 ..... L ..... 3-7 ..... Starkville, MS  
3/17/10 ..... W ..... 14-4 ..... Hattiesburg, MS  
2/23/11 ..... W ..... 6-4 ..... Starkville, MS  
4/6/11 ..... L ..... 4-14 (5) ..... Madison, MS  
4/25/12 ..... W ..... 1-0 ..... Hattiesburg, MS

## SOUTHEAST MISSOURI STATE ... MSU leads 3-1

4/3/84 ..... L ..... 0-2 ..... Owensboro, KY  
2/24/06 ..... W ..... 5-2 ..... Starkville, MS  
2/26/06 ..... W ..... 3-0 ..... Starkville, MS  
2/24/13 ..... W ..... 8-4 ..... Southaven, MS

## SOUTHERN ..... MSU leads 1-0

3/31/10 ..... W ..... 4-1 ..... Starkville, MS

## STANFORD ..... Stanford leads 2-1

3/3/00 ..... W ..... 2-1 (9) ..... Columbus, GA  
3/5/00 ..... L ..... 1-5 ..... Columbus, GA  
3/9/02 ..... L ..... 0-7 ..... Plant City, FL

## STEPHEN F. AUSTIN ..... MSU leads 2-1

3/11/82 ..... L ..... 0-10 ..... Baton Rouge, LA  
3/13/10 ..... W ..... 8-0 (5) ..... Starkville, MS  
3/14/10 ..... W ..... 5-0 ..... Starkville, MS

## STONY BROOK ..... MSU leads 1-0

5/17/08 ..... W ..... 8-3 ..... Tempe, AZ

## SYRACUSE ..... MSU leads 5-0

2/28/03 ..... W ..... 4-1 ..... Tallahassee, FL  
3/2/03 ..... W ..... 3-2 ..... Tallahassee, FL  
3/10/06 ..... W ..... 2-1 ..... Lakewood, CA  
3/1/08 ..... W ..... 8-2 ..... Columbus, GA  
3/3/13 ..... W ..... 4-1 ..... Orlando, FL

## TEMPLE ..... MSU leads 2-0

3/10/01 ..... W ..... 3-0 ..... Starkville, MS  
3/9/02 ..... W ..... 6-0 ..... Plant City, FL

## TENNESSEE MARTIN ..... MSU leads 2-0

2/21/97 ..... W ..... 4-1 ..... Monroe, LA  
3/3/07 ..... W ..... 6-5 (9) ..... Chattanooga, TN

## TENNESSEE STATE ..... MSU leads 4-0

3/1/97 ..... W ..... 9-0 (5) ..... Troy, AL  
3/2/97 ..... W ..... 12-1 (6) ..... Troy, AL  
2/19/06 ..... W ..... 7-1 ..... Starkville, MS  
2/9/13 ..... W ..... 8-0 (6) ..... Starkville, MS

## TENNESSEE TECH ..... MSU leads 8-2

3/16/85 ..... W ..... 25-3 ..... Starkville, MS  
4/26/85 ..... W ..... 11-2 ..... Cookeville, TN  
2/26/00 ..... W ..... 7-4 ..... Starkville, MS  
2/26/00 ..... W ..... 5-0 ..... Starkville, MS  
2/18/01 ..... W ..... 1-0 (8) ..... Starkville, MS  
2/18/05 ..... L ..... 3-5 ..... Starkville, MS  
2/24/07 ..... W ..... 10-1 (6) ..... Columbus, GA  
3/2/07 ..... L ..... 4-9 ..... Chattanooga, TN  
4/28/12 ..... W ..... 6-2 ..... Starkville, MS  
4/28/12 ..... W ..... 5-1 ..... Starkville, MS

## TEXAS ..... UT leads 3-0

3/1/02 ..... L ..... 0-1 (14) ..... Tallahassee, FL  
5/21/05 ..... L ..... 0-2 ..... Austin, TX  
5/22/05 ..... L ..... 0-2 ..... Austin, TX

## TEXAS A&M-CC ..... MSU leads 3-0

2/9/01 ..... W ..... 8-0 (5) ..... Corpus Christi, TX  
5/20/05 ..... W ..... 1-0 ..... Austin, TX

5/21/05 ..... W ..... 2-1 (8) ..... Austin, TX

## TEXAS-ARLINGTON ..... UTA leads 2-0

4/15/83 ..... L ..... 2-7 ..... Ruston, LA  
4/18/86 ..... L ..... 2-3 ..... Arlington, TX

## TEXAS STATE ..... MSU leads 3-1

3/1/86 ..... W ..... 5-3 ..... Thibodaux, LA  
2/10/01 ..... W ..... 4-2 ..... Corpus Christi, TX  
2/11/01 ..... L ..... 0-5 ..... Corpus Christi, TX  
2/8/02 ..... W ..... 8-1 ..... Phoenix, AZ

## TEXAS TECH ..... Series tied 1-1

3/9/01 ..... L ..... 0-1 ..... Starkville, MS  
2/8/02 ..... W ..... 12-4 (5) ..... Phoenix, AZ

## TOLEDO ..... Series tied 1-1

3/1/86 ..... L ..... 0-2 ..... Thibodaux, LA  
3/2/07 ..... W ..... 3-2 ..... Chattanooga, TN

## TROY ..... MSU leads 7-0

3/1/97 ..... W ..... 3-2 ..... Troy, AL  
3/2/97 ..... W ..... 1-0 ..... Troy, AL  
2/19/05 ..... W ..... 3-0 ..... Starkville, MS  
3/5/05 ..... W ..... 12-6 ..... Marietta, GA  
3/5/10 ..... W ..... 8-0 ..... Starkville, MS  
3/7/10 ..... W ..... 4-3 ..... Starkville, MS  
2/8/13 ..... W ..... 5-2 ..... Starkville, MS

## TRUMAN STATE ..... TSU leads 1-0

4/2/82 ..... L ..... 2-3 ..... Springfield, MO

## TULSA ..... MSU leads 3-1

2/22/97 ..... L ..... 0-1 ..... Monroe, LA  
2/23/97 ..... W ..... 7-2 ..... Monroe, LA  
2/18/05 ..... W ..... 5-0 ..... Starkville, MS  
2/19/05 ..... W ..... 4-2 ..... Starkville, MS

## UAB ..... MSU leads 14-3

3/22/00 ..... W ..... 4-1 ..... Starkville, MS  
2/12/03 ..... W ..... 2-0 ..... Birmingham, AL  
4/22/03 ..... L ..... 0-3 ..... Starkville, MS  
4/27/04 ..... W ..... 11-3 (6) ..... Birmingham, AL  
4/28/04 ..... W ..... 7-0 ..... Starkville, MS  
3/8/05 ..... W ..... 8-3 ..... Birmingham, AL  
4/12/05 ..... W ..... 11-1 (5) ..... Starkville, MS  
3/20/07 ..... W ..... 5-0 ..... Birmingham, AL  
4/17/07 ..... W ..... 4-1 ..... Starkville, MS  
3/04/08 ..... W ..... 7-0 ..... Starkville, MS  
3/24/09 ..... W ..... 9-7 ..... Birmingham, AL  
2/13/10 ..... W ..... 4-0 ..... Starkville, MS  
2/14/10 ..... W ..... 6-2 ..... Starkville, MS  
3/1/11 ..... L ..... 0-8 (6) ..... Starkville, MS  
3/20/12 ..... W ..... 4-3 ..... Starkville, MS  
3/26/13 ..... L ..... 1-2 ..... Birmingham, AL  
4/3/13 ..... W ..... 3-2 ..... Starkville, MS

## UC DAVIS ..... UCD leads 1-0

2/16/07 ..... L ..... 1-2 ..... Las Vegas, NV

## UC RIVERSIDE ..... Series tied 1-1

2/09/08 ..... W ..... 8-0 (5) ..... Palm Springs, CA  
2/12/11 ..... L ..... 6-7 ..... Las Vegas, NV

## UC SANTA BARBARA ..... UCSB 3-1

2/28/98 ..... L ..... 9-13 (9) ..... Santa Barbara, CA  
2/13/04 ..... W ..... 6-3 ..... San Diego, CA  
2/14/04 ..... L ..... 2-5 ..... San Diego, CA  
3/01/08 ..... L ..... 2-5 (8) ..... Columbus, GA

## UCLA ..... UCLA leads 3-0

2/12/99 ..... L ..... 0-5 ..... Phoenix, AZ  
3/10/06 ..... L ..... 0-2 ..... Lakewood, CA  
3/12/06 ..... L ..... 0-3 ..... Lakewood, CA

## UNLV ..... UNLV leads 3-1

2/13/99 ..... W ..... 9-1 (5) ..... Phoenix, AZ  
2/23/01 ..... L ..... 2-3 ..... Las Vegas, NV  
2/23/01 ..... L ..... 0-2 ..... Las Vegas, NV  
2/11/11 ..... L ..... 9-10 (9) ..... Las Vegas, NV



# NON-SEC SERIES HISTORY



## ALL-TIME RECORD VS. CONFERENCES

**UTAH** ..... **Utah leads 4-2**  
 3/25/82.....L.....0-9.....Bartlesville, OK  
 2/12/00.....L.....6-8 (9).....Phoenix, AZ  
 5/19/00.....W.....11-3 (6).....Seattle, WA  
 5/20/00.....L.....1-4.....Seattle, WA  
 3/8/01.....L.....2-3.....Tampa, FL  
 2/26/05.....W.....10-3.....Palm Springs, CA

**UTAH STATE**..... **MSU leads 3-0**  
 2/13/99.....W.....7-2.....Phoenix, AZ  
 2/13/00.....W.....5-4.....Phoenix, AZ  
 2/17/07.....W.....6-3.....Las Vegas, NV

**VILLANOVA**..... **MSU leads 1-0**  
 2/28/04.....W.....3-1.....Houston, TX

**VIRGINIA**..... **MSU leads 1-0**  
 2/29/04.....W.....5-0.....Houston, TX

**VIRGINIA TECH**..... **VT leads 1-0**  
 3/5/05.....L.....3-4.....Marietta, GA

**WASHINGTON**..... **UW leads 4-1**  
 5/20/00.....L.....1-4.....Seattle, WA  
 5/16/03.....L.....0-8 (6).....Lincoln, NE  
 3/3/06.....W.....3-0.....Waco, TX  
 3/4/06.....L.....1-8.....Waco, TX  
 2/12/11.....L.....5-18 (5).....Las Vegas, NV

**WEST FLORIDA**..... **MSU leads 1-0**  
 3/20/86.....W.....4-0.....Tallahassee, FL

**WEST GEORGIA**..... **MSU leads 2-0**  
 3/15/85.....W.....12-0.....Starkville, MS  
 3/30/85.....W.....14-2.....Columbus, MS

**WESTERN ILLINOIS**..... **WIU leads 3-0**  
 3/19/84.....L.....7-8 (8).....Starkville, MS  
 3/19/84.....L.....0-1 (10).....Starkville, MS  
 3/23/85.....L.....3-5.....Tallahassee, FL

**WESTERN KENTUCKY**..... **Tied 2-2**  
 2/10/06.....W.....3-1.....Tampa, FL  
 2/23/08.....L.....1-2.....Macon, GA  
 2/24/08.....L.....2-4.....Macon, GA  
 2/16/13.....W.....1-0.....Starkville, MS

**WESTERN MICHIGAN**..... **MSU leads 1-0**  
 3/6/98.....W.....5-1.....Tampa, FL

**WICHITA STATE**..... **MSU leads 1-0**  
 2/23/13.....W.....4-0.....Southaven, MS

**WILLIAM WOODS**..... **WWU leads 1-0**  
 4/13/84.....L.....0-1.....Owensboro, KY

**WINTHROP**..... **MSU leads 2-0**  
 2/18/00.....W.....9-3.....Starkville, MS  
 2/17/01.....W.....14-2 (5).....Starkville, MS

**WISCONSIN**..... **MSU leads 1-0**  
 2/7/03.....W.....9-2.....Phoenix, AZ

**WRIGHT STATE**..... **MSU leads 3-0**  
 2/15/08.....W.....4-0.....Starkville, MS  
 2/16/08.....W.....5-2.....Starkville, MS  
 3/6/10.....W.....7-2.....Starkville, MS

<b>Division I</b> .....	<b>616-528</b>
America East .....	2-0
American .....	8-6
Atlantic 10 .....	5-3
Atlantic Coast .....	29-17
Atlantic Sun .....	10-4
Big 12 .....	2-15
Big East .....	6-1
Big Sky .....	0-2
Big South .....	7-2
Big Ten .....	10-20
Big West .....	6-12
Colonial Athletic Association .....	6-1
Conference USA .....	64-29
Horizon .....	8-1
Ivy League .....	2-0
Metro-Atlantic Athletic .....	4-0
Mid-American .....	8-6
Mid-Eastern Athletic .....	4-2
Missouri Valley .....	15-9
Mountain West .....	10-10
Northeast .....	4-0
Ohio Valley .....	42-8
Pacific-12 .....	11-25
Patriot .....	1-0
<b>Southeastern</b> .....	<b>225-306</b>
<b>SEC East</b> .....	<b>110-129</b>
<b>SEC West</b> .....	<b>115-177</b>
Southern .....	27-3
Southland .....	17-12
Southwestern Athletic .....	43-1
Summit .....	1-4
Sun Belt .....	32-26
Western Athletic .....	3-0
West Coast Conference .....	4-4
<b>Division II</b> .....	<b>16-1</b>
Great Lakes Valley .....	0-1
Great Midwest Athletic .....	6-0
Gulf South .....	9-0
Mid-America Intercollegiate Athletic Association .....	1-0
<b>Division III</b> .....	<b>5-4</b>
College Conference of Illinois and Wisconsin .....	1-1
Iowa Intercollegiate Athletic .....	1-1
Little East .....	0-1
New Jersey Athletic .....	0-1
Southern Collegiate Athletic .....	3-0
<b>NAIA</b> .....	<b>1-2</b>
American Midwest .....	0-1
Midlands Collegiate Athletic .....	1-0
Sooner Athletic .....	0-1
<b>NJCAA</b> .....	<b>3-0</b>
Independents .....	2-0
Tennessee Community College Athletic .....	1-0
<b>SCHOOLS THAT NO LONGER SPONSOR SOFTBALL</b> .....	<b>13-2</b>

**MISSISSIPPI STATE ALL-TIME SOFTBALL RECORD..... 654-538**



# LETTERWINNERS

## A

- Akins, Susan (1983)**  
RHP, #34, Memphis, Tenn.
- Anderson, Autumn (1998-99)**  
RHP, #20, Farmington, N.M.
- Arroyo, Madison (2014-Present)**  
INF, #2, Waxhaw, N.C.

## B

- Bailey, Jessie (2007-10)**  
INF, #6, Lithonia, Ga.
- Bailey, Katie Anne (2014-Present)**  
UTL, #3, Madison, Miss.
- Bailey, Sammie Jo (2006-09)**  
1B, #34, Lithonia, Ga.
- Bainbridge, Ali (2008-11)**  
2B, #1, Vestavia Hills, Ala.
- Bateman, Megan (2007-08)**  
C, #11, Brookhaven, Miss.
- Baxstrum, Lynn (1982)**  
2B, #41, Philadelphia, Miss.
- Becker, Stephanie (2010-13)**  
LHP, #11, Aurora, Ill.
- Bell, Brittany (2008-12)**  
OF, #13, Brandon, Fla.
- Bell, Briana (2011-13)**  
OF, #21, Brandon, Fla.
- Benardo, Ariana (1997-98)**  
2B, #4, Torrance, Calif.
- Best, Brooke (2000-03)**  
2B, #3, Ooltewah, Tenn.
- Blake, Ragan (2005-06)**  
RHP, #11, Sugar Land, Texas
- Bonar, Vicki (1984-85)**  
RHP, #5, Royal Oak, Mich.
- Boyce, Nakita (2005-08)**  
OF, #7, Springfield, Mo.
- Bramlett, Chelsea (2007-10)**  
C, #18, Cordova, Tenn.
- Brown, Blaire (2001-04)**  
C, #34, Yucaipa, Calif.
- Burcham, Tina (1983)**  
OF, #30, Florence, Ala.
- Bures, Courtney (2005-08)**  
INF, #3, Haymarket, Va.
- Bushby, Chris (1997-2000)**  
OF, #18, Starkville, Miss.

## C

- Calvert, Kayla (1999)**  
RHP, #19, Lafayette, Ind.
- Clark, Julie (1984)**  
1B, #8, Baton Rouge, La.
- Clark, Tracy (1997-99)**  
OF, #26, Valencia, Calif.
- Comeaux, Stephanie (2004-07)**  
RHP, #1, Lucedale, Miss.
- Cooley, Jessica (2010-13)**  
INF/OF, #2, Birmingham, Ala.
- Cooley, Katie (2004-07)**  
C/OF, #17, Birmingham, Ala.

## D

- Dabbs, Stacey (1984-85)**  
OF, #9, Baton Rouge, La.
- Davis, Kim (1985-86)**  
RHP, #18, Monroe, La.
- Delaneuve, Summer (2003)**  
RHP, #8, LaPlace, La.
- DeNomie, Janice (1982-84)**  
RHP, #41, Memphis, Tenn.
- Dunlap, Lindsey (2009-12)**  
LHP, #32, Hueytown, Ala.

## E

- Echols, Julia (2013-Present)**  
INF, #6, McDonough, Ga.
- Ellwood, Susan (1985)**  
C/3B, #13, Baton Rouge, La.

## F

- Feldt, Shawna (1998)**  
UTL, #3, Vancouver, Wash.
- Fisher, Shelby (2010-13)**  
1B, #14, Scottsdale, Ariz.
- Flesher, Misty (2008-12)**  
RHP, #17, Lone Grove, Okla.
- Foulks, Logan (2013-Present)**  
INF/C, #7, Douglasville, Ga.
- Frank, Courtney (2000, 03)**  
RHP, #16, Kent, Wash.
- Futch, Karen (1983-84)**  
1B, #44, Titusville, Fla.

## G

- Gates, Brittany (2009-12)**  
OF, #4, Houston, Miss.
- Gates, Michelle (1997-2000)**  
RHP/3B, #7, Chowchilla, Calif.
- Gaul, Erika (2012-Present)**  
INF, #23, Clermont, Fla.
- Gentle, Katie (2014-Present)**  
OF, #11, Harselle, Ala.
- Gentry, Pam (1986)**  
C, #14, Monroe, La.
- Golden, Olivia (2013-Present)**  
INF, #12, Hartselle, Ala.
- Goldsmith, Connie (1999)**  
OF, #34, Starkville, Miss.
- Goodwin, Robynn (2000)**  
C, #72, Starkville, Miss.
- Gregory, Rhonda (1982)**  
OF, #32, Pontotoc, Miss.
- Gregory, Vickie (1982)**  
OF, #42, Pontotoc, Miss.
- Gresham, Stacy (1986)**  
1B, #44, Florence, Ala.
- Guess, Hayle (2004, 2006-08)**  
UTL, #21, Moss Point, Miss.

## H

- Hartnett, Meg (1983-86)**  
SS, #20, Germantown, Tenn.
- Hehnke, Jenny (1997-2000)**  
2B, #1, Santa Barbara, Calif.
- Helms, Jemmye Ann (1997)**  
OF, #3, Mathiston, Miss.
- Henry, Nichole (1997-2000)**  
C/1B, #11, Whitwell, Tenn.
- Heon, Allie (2009-10)**  
INF/OF, #10, Leesburg, Va.
- Herbert, Missy (1984-85)**  
INF, #21, Memphis, Tenn.
- Hewett, Blair (2004-07)**  
C, #5, St. Matthews, S.C.
- Hickerson, Sara (2004-07)**  
RHP, #32, Nashville, Tenn.
- Hooper, Sharon (1984-86)**  
RHP, #7, Gretna, La.
- Hollenhead, Swayze (2012-13)**  
INF, #15, Mathiston, Miss.
- Hunley, Lindsay (2005-08)**  
INF, #15, Aurora, Ill.
- Hurley, Rachel (2006-07)**  
OF, #10, Brandon, Miss.

## I

- Ingram, Julia (1982-84)**  
OF, #24, Tupelo, Miss.
- Ivy, Amanda (2014-Present)**  
UTL, #25, Batesville, Miss.

## J

- Jaspers, Kate (2001-04)**  
1B/OF, #28, Prescott, Ariz.
- Jennings, Sherri (1985-86)**  
OF, #10, Pensacola, Fla.
- Jessup, Jennifer (2001-05)**  
SS, #25, East Dublin, Ga.
- Johnson, Dani (1997)**  
C, #24, Tucson, Ariz.
- Johnson, Katie (2004-07)**  
INF, #13, Birmingham, Ala.
- Jones, Donna (1983)**  
2B, #15, Kosciusko, Miss.
- Judd, Alicia (1997-98)**  
RHP, #25, St. Louis, Mo.
- Juedemann, Aimee (1997-98)**  
OF, #8, St. Louis, Mo.

## K

- Kimbrough, Kendall (1997-2000)**  
OF, #22, Saltillo, Miss.
- Kinney, Michelle (2005-07)**  
UTL, #8, Memphis, Tenn.

## L

- Lenahan, Sam (2011-Present)**  
C/1B, #16, Lawrenceville, Ga.
- Lott, Anna Joyce (1998-2001)**  
OF, #10, Greenwood, Miss.

## M

- Mabry, Stacy (2006)**  
OF, #6, Liberty, Miss.
- Massey, Melissa (2002-05)**  
RHP, #2, Fayetteville, Tenn.
- Mathews, Lezlie (1986)**  
C, #21, Baton Rouge, La.
- Matzenger, Mary Lee (1982)**  
OF, #17, Mobile, Ala.
- McCain, Cindy (1985-86)**  
2B, #42, Pope, Miss.
- McCallum, Keri (1997-2000)**  
C/OF, #14, Port Orchard, Wash.
- McCloud, Gina (2006-08)**  
3B, #44, Monticello, Miss.
- McDonald, Tanelda (2002-2005)**  
3B, #24, Madison, Miss.
- McFarling, Keri (2004)**  
OF, #10, Amory, Miss.
- McMichael, Iyhia (2001-04)**  
OF, #12, Nacogdoches, Texas
- McWatters, Bonnie (1984-86)**  
OF, #15, Lake Park, Fla.
- Mellert, Kristie (1983)**  
3B, #22, Hope Hull, Ala.
- Meyer, Allison (2005)**  
INF, #9, Laurel, Miss.
- Miller, Kelli (2004-07)**  
RHP, #33, Colorado Springs, Colo.

- Miller, Rhonda Ann (1984)**  
RHP, #10, Chalmette, La.
- Minor, Christene (1982-83)**  
2B, #33, Starkville, Miss.
- Moore, Courtney (2009)**  
INF/OF, #21, El Sobrante, Calif.
- Moore, Sherry (1982)**  
1B, #25, Noxapater, Miss.
- Morgan, Melanie (1983-86)**  
OF, #42, Memphis, Tenn.
- Moschetti, Nicole (2000)**  
3B, #16, West Palm Beach, Fla.
- Mosley, Amy (2001-02)**  
C, #11, Quitman, Miss.

## N

- Nelson, Jennifer (2000-03)**  
RHP/OF, #9, Weatherford, Texas

- Nelson, Lindsay (2001-04)**  
2B, #6, Orange Park, Fla.

- Nesbit, Courtney (2008-11)**  
INF, #25, Acworth, Ga.

- Nesbit, Erin (2010-13)**  
INF, #5, Acworth, Ga.

- Nesbit, Megan (2012)**  
INF, #12, Acworth, Ga.

- Nichols, Loryn (2013-Present)**  
OF, #10, Murrieta, Calif.

- Nurnberg, Kelsey (2007-09)**  
RHP, #9, Ankeny, Iowa

## O

- Offutt, Jessica (2011-Present)**  
OF, #26, Madison, Ala.
- O'Nan, Meagan (2003-04)**  
OF, #15, Starkville, Miss.
- Osborn, Cindy (1983)**  
OF, #23, Olive Branch, Miss.
- Owen, Alison (2013-Present)**  
RHP, #4, Newnan, Ga.
- Owens, Stephanie (2003)**  
RHP, #33, Easley, S.C.

## P

- Patterson, Tyeah (2002)**  
OF, #29, Pascagoula, Miss.
- Pendley, Connie (1985-86)**  
3B, #22, Birmingham, Ala.
- Perrault, Tina (1984)**  
C, #13, Baton Rouge, La.
- Pedroli, Maryann (1997)**  
OF, #19, Germantown, Tenn.
- Phillips, Ashley (2012-Present)**  
OF, #20, Water Valley, Miss.
- Pippins, Cathy (1986)**  
RHP, #31, West Monroe, La.
- Punches, Jacey (2013-Present)**  
RHP, #1, Round Rock, Texas
- Pursell, Jennifer (2000-01)**  
RHP, #15, Rancho Cucamonga, Calif.

## R

- Raines, Chelsea (2010-11)**  
C/INF, #15, Ackerman, Miss.
- Reese, Laura Leigh (2006-07)**  
C, #24, Clinton, Miss.
- Richards, Becca (2000)**  
OF, #26, Eugene, Ore.
- Rider, Karrie (1997-2000)**  
SS, #23, Camas, Wash.
- Riner, June (1983)**  
UTL, #25, East Coweta, Ga.
- Robinson, Faith (2002)**  
3B, #26, Bolton, Miss.
- Rovtar, Chrissie (2010-13)**  
INF, #44, West Chicago, Ill.

## S

- Schlagheck, Robyn (1999-2001)**  
C, #8, Huntsville, Ala.
- Seitz, Caroline (2014-Present)**  
INF, #15, Birmingham, Ala.
- Shape, Heidi (2011-Present)**  
INF, #22, Duluth, Ga.
- Sherrod, Shana (2011-Present)**  
RHP, #27, Vestavia Hills, Ala.
- Shiple, Karen (1984-85)**  
C, #12, Winterhaven, Fla.
- Seibert, Laurie (2007-09)**  
INF, #16, Sugar Grove, Ill.
- Silkwood, Alexis (2014-Present)**  
LHP, #8, East Alton, Ill.
- Smith, Cheri (1998-2001)**  
1B, #12, Phoenix, Ariz.

- Smith, Jamie (1998-99)**  
OF, #9, Phoenix, Ariz.

- Smith, Ka'ili (2009-12)**  
INF/OF, #7, Kapolei, Hawaii

- Spain, Jessie (2008-10)**  
INF/OF, #8, Birmingham, Ala.

## T

- Tegarden, Susan (1983)**  
C, #43, St. Petersburg, Fla.
- Toler, Mackenzie (2014-Present)**  
LHP, #13, Fayetteville, Ga.
- Tillman, Krystal (2001-03)**  
OF, #7, Romoland, Calif.

## V

- Vanlandingham, Courtney (2012)**  
INF, #13, Owasso, Okla.
- Vry, Kylie (2010-13)**  
LHP, #3, Des Moines, Iowa

## W

- Walker, Irene (1985-86)**  
1B, #17, Pensacola, Fla.
- Watkins, Brandi (2004)**  
OF, #29, Starkville, Miss.
- Waterman, Jennifer (2001-04)**  
C/1B, #23, Kingwood, Texas
- Watson, Kristie (1984)**  
3B, #14, Hope Hull, Ala.
- Wenzel, Caitlin (2011-12)**  
UTL, #24, Marietta, Wis.
- White, Jan (1982)**  
1B, #32, Aberdeen, Miss.
- Whitehead, Kasey (2000-02)**  
RHP/INF, #4, Roswell, Ga.
- Wilkerson, Kellie (1999-2002)**  
LHP/UTL, #20, Jacksonville, Fla.
- Williams, Callye (2003-06)**  
3B, #4, Katy, Texas
- Winkfield, Kayla (2013-Present)**  
INF, #9, Giddings, Texas
- Woolven, Elizabeth (2008-10)**  
LHP, #12, Nettleton, Miss.
- Wroten, Ashley (2006)**  
OF, #25, Terry, Miss.

## Z

- Zdeb, Rachael (2011-Present)**  
OF, #19, Shawnee, Kan.

\* Active players in maroon

# HONORS & AWARDS

## NATIONAL HONORS

### USA National Teams

<b>2010</b>	Jay Miller USA National Team Head Coach Chelsea Bramlett USA National Team
<b>2009</b>	Jay Miller USA National Team Head Coach Chelsea Bramlett USA National Team Courtney Bures USA National Team
<b>2006</b>	Courtney Bures USA World University Games
<b>2005</b>	Kellie Wilkerson USA National Team
<b>2003</b>	Iyhia McMichael USA Elite Kellie Wilkerson USA Elite
<b>2002</b>	Kellie Wilkerson USA Elite
<b>2001</b>	Kellie Wilkerson USA Blue
<b>2000</b>	Keri McCallum USA Blue Kellie Wilkerson USA Junior World
<b>1999</b>	Keri McCallum USA Blue Michelle Gates USA Red

### NCAA Woman of the Year

<b>2004</b>	Kate Jaspers (State Winner)
-------------	-----------------------------

### Honda Award

<b>2010</b>	Chelsea Bramlett (Top Four Finalist)
<b>2004</b>	Iyhia McMichael (Top Four Finalist)

### USA Softball Player of the Year

<b>2010</b>	Chelsea Bramlett (Top 10 Finalist)
<b>2009</b>	Chelsea Bramlett (Top 25 Finalist)
<b>2008</b>	Chelsea Bramlett (Top 25 Finalist)
<b>2004</b>	Iyhia McMichael (Top 3 Finalist)
<b>2003</b>	Iyhia McMichael (Top 10 Finalist)

### NFCA adidas Golden Shoe Award

<b>2010</b>	Chelsea Bramlett (Division I)
<b>2009</b>	Chelsea Bramlett (Division I)

### NFCA Catcher of the Year

<b>2010</b>	Chelsea Bramlett (Division I)
<b>2009</b>	Chelsea Bramlett (Division I)
<b>2008</b>	Chelsea Bramlett (Division I)
<b>2000</b>	Keri McCallum (Overall, Division I)

### NFCA All-American

<b>2010</b>	Chelsea Bramlett (1st Team)
<b>2009</b>	Chelsea Bramlett (1st Team)
<b>2008</b>	Chelsea Bramlett (1st Team) Courtney Bures (1st Team)
<b>2007</b>	Chelsea Bramlett (1st Team)
<b>2005</b>	Courtney Bures (1st Team)
<b>2004</b>	Iyhia McMichael (1st Team)
<b>2003</b>	Iyhia McMichael (1st Team)
<b>2002</b>	Kellie Wilkerson (2nd Team)
<b>2001</b>	Kellie Wilkerson (1st Team)
<b>2000</b>	Kellie Wilkerson (1st Team) Keri McCallum (1st Team)
<b>1999</b>	Kellie Wilkerson (2nd Team)

### EASTON All-American

<b>2001</b>	Kellie Wilkerson (1st Team) Iyhia McMichael (2nd Team)
<b>2000</b>	Kellie Wilkerson (1st Team) Keri McCallum (1st Team)
<b>1999</b>	Kellie Wilkerson (1st Team)
<b>1998</b>	Michelle Gates (2nd Team) Jenny Hehnke (2nd Team)

### NSCA All-American

<b>2009</b>	Chelsea Bramlett
<b>2004</b>	Meagan O'Nan

### USA Softball

#### Player of the Week

<b>2012</b>	Jessica Cooley (March 6)
<b>2004</b>	Iyhia McMichael (February 24)

### NFCA Player of the Week

<b>2004</b>	Iyhia McMichael (February 25)
<b>2003</b>	Iyhia McMichael (April 1)

### College Sports Madness

#### Player of the Week

<b>2013</b>	Alison Owen (March 5)
-------------	-----------------------

### EASTON Player of the Month

<b>1999</b>	Keri McCallum (March) Kellie Wilkerson (April) Jenny Hehnke (May)
<b>1998</b>	Cheri Smith (February) Keri McCallum (March) Autumn Anderson (April) Jenny Hehnke (May)

### ESPN The Magazine/CoSIDA

#### Academic All-American

<b>2011</b>	Ali Bainbridge (3rd Team)
<b>2010</b>	Chelsea Bramlett (1st Team)
<b>2009</b>	Chelsea Bramlett (2nd Team) Sammie Jo Bailey (3rd Team)
<b>2008</b>	Chelsea Bramlett (1st Team)
<b>2004</b>	Kate Jaspers (1st Team) Iyhia McMichael (2nd Team)
<b>2003</b>	Kate Jaspers (2nd Team)
<b>2000</b>	Keri McCallum (1st Team)

### ESPN The Magazine/CoSIDA

#### Academic Player of the Year

<b>2010</b>	Chelsea Bramlett
<b>2004</b>	Kate Jaspers

### NFCA All-America Scholar-Athlete

<b>2012</b>	Julia Echols Shelby Fisher Misty Flesher
-------------	--

#### Sam Lenahan

<b>Erin Nesbit</b>	Megan Nesbit
<b>Jessica Offutt</b>	Chrissie Rovtar
<b>Kylie Vry</b>	Rachael Zdeb

#### 2011

Ali Bainbridge	Stephanie Becker
Misty Flesher	Sam Lenahan

#### 2010

Ali Bainbridge	Stephanie Becker
Misty Flesher	Sam Lenahan

#### 2009

Ali Bainbridge	Stephanie Becker
Misty Flesher	Sam Lenahan

#### 2008

Ali Bainbridge	Stephanie Becker
Misty Flesher	Sam Lenahan

#### 2007

Ali Bainbridge	Stephanie Becker
Misty Flesher	Sam Lenahan

#### 2006

Ali Bainbridge	Stephanie Becker
Misty Flesher	Sam Lenahan

#### 2005

Ali Bainbridge	Stephanie Becker
Misty Flesher	Sam Lenahan

#### 2004

Ali Bainbridge	Stephanie Becker
Misty Flesher	Sam Lenahan

#### 2003

Ali Bainbridge	Stephanie Becker
Misty Flesher	Sam Lenahan

#### 2002

Ali Bainbridge	Stephanie Becker
Misty Flesher	Sam Lenahan

#### 2001

Ali Bainbridge	Stephanie Becker
Misty Flesher	Sam Lenahan

#### 2000

Ali Bainbridge	Stephanie Becker
Misty Flesher	Sam Lenahan

#### 1999

Ali Bainbridge	Stephanie Becker
Misty Flesher	Sam Lenahan

#### 1998

Ali Bainbridge	Stephanie Becker
Misty Flesher	Sam Lenahan

#### 1997

Ali Bainbridge	Stephanie Becker
Misty Flesher	Sam Lenahan

#### 1996

Ali Bainbridge	Stephanie Becker
Misty Flesher	Sam Lenahan

#### 1995

Ali Bainbridge	Stephanie Becker
Misty Flesher	Sam Lenahan

#### 1994

Ali Bainbridge	Stephanie Becker
Misty Flesher	Sam Lenahan

### Michelle Kinney

<b>2005</b>	Blair Hewett Katie Johnson Michelle Kinney Callye Williams
-------------	---

### 2005

Kate Jaspers Jennifer Jessup Lindsay Nelson Meagan O'Nan Krystal Tillman Callye Williams
---

### 2004

Blair Brown Courtney Frank Kate Jaspers Jennifer Jessup Lindsay Nelson Meagan O'Nan Krystal Tillman
---

### 2003

Anna Joyce Lott Jenny Hehnke Keri McCallum Anna Joyce Lott Kayla Calvert Tracy Clark Connie Goldsmith Jenny Hehnke Anna Joyce Lott Keri McCallum Autumn Anderson Tracy Clark Jenny Hehnke Alicia Judd Kendell Kimbrough Anna Joyce Lott Keri McCallum Karrie Rider Jenny Hehnke
---

### 2002

Anna Joyce Lott Jenny Hehnke Keri McCallum Anna Joyce Lott Kayla Calvert Tracy Clark Connie Goldsmith Jenny Hehnke Anna Joyce Lott Keri McCallum Autumn Anderson Tracy Clark Jenny Hehnke Alicia Judd Kendell Kimbrough Anna Joyce Lott Keri McCallum Karrie Rider Jenny Hehnke
---

### 2001

Anna Joyce Lott Jenny Hehnke Keri McCallum Anna Joyce Lott Kayla Calvert Tracy Clark Connie Goldsmith Jenny Hehnke Anna Joyce Lott Keri McCallum Autumn Anderson Tracy Clark Jenny Hehnke Alicia Judd Kendell Kimbrough Anna Joyce Lott Keri McCallum Karrie Rider Jenny Hehnke
---

### 2000

Anna Joyce Lott Jenny Hehnke Keri McCallum Anna Joyce Lott Kayla Calvert Tracy Clark Connie Goldsmith Jenny Hehnke Anna Joyce Lott Keri McCallum Autumn Anderson Tracy Clark Jenny Hehnke Alicia Judd Kendell Kimbrough Anna Joyce Lott Keri McCallum Karrie Rider Jenny Hehnke
---

### 1999

Anna Joyce Lott Jenny Hehnke Keri McCallum Anna Joyce Lott Kayla Calvert Tracy Clark Connie Goldsmith Jenny Hehnke Anna Joyce Lott Keri McCallum Autumn Anderson Tracy Clark Jenny Hehnke Alicia Judd Kendell Kimbrough Anna Joyce Lott Keri McCallum Karrie Rider Jenny Hehnke
---

### 1998

Anna Joyce Lott Jenny Hehnke Keri McCallum Anna Joyce Lott Kayla Calvert Tracy Clark Connie Goldsmith Jenny Hehnke Anna Joyce Lott Keri McCallum Autumn Anderson Tracy Clark Jenny Hehnke Alicia Judd Kendell Kimbrough Anna Joyce Lott Keri McCallum Karrie Rider Jenny Hehnke
---

### 1997

Anna Joyce Lott Jenny Hehnke Keri McCallum Anna Joyce Lott Kayla Calvert Tracy Clark Connie Goldsmith Jenny Hehnke Anna Joyce Lott Keri McCallum Autumn Anderson Tracy Clark Jenny Hehnke Alicia Judd Kendell Kimbrough Anna Joyce Lott Keri McCallum Karrie Rider Jenny Hehnke
---

### 1996

Anna Joyce Lott Jenny Hehnke Keri McCallum Anna Joyce Lott Kayla Calvert Tracy Clark Connie Goldsmith Jenny Hehnke Anna Joyce Lott Keri McCallum Autumn Anderson Tracy Clark Jenny Hehnke Alicia Judd Kendell Kimbrough Anna Joyce Lott Keri McCallum Karrie Rider Jenny Hehnke
---

### 1995

Anna Joyce Lott Jenny Hehnke Keri McCallum Anna Joyce Lott Kayla Calvert Tracy Clark Connie Goldsmith Jenny Hehnke Anna Joyce Lott Keri McCallum Autumn Anderson Tracy Clark Jenny Hehnke Alicia Judd Kendell Kimbrough Anna Joyce Lott Keri McCallum Karrie Rider Jenny Hehnke
---

### 1994

Anna Joyce Lott Jenny Hehnke Keri McCallum Anna Joyce Lott Kayla Calvert Tracy Clark Connie Goldsmith Jenny Hehnke Anna Joyce Lott Keri McCallum Autumn Anderson Tracy Clark Jenny Hehnke Alicia Judd Kendell Kimbrough Anna Joyce Lott Keri McCallum Karrie Rider Jenny Hehnke
---

### 1993

Anna Joyce Lott Jenny Hehnke Keri McCallum Anna Joyce Lott Kayla Calvert Tracy Clark Connie Goldsmith Jenny Hehnke Anna Joyce Lott Keri McCallum Autumn Anderson Tracy Clark Jenny Hehnke Alicia Judd Kendell Kimbrough Anna Joyce Lott Keri McCallum Karrie Rider Jenny Hehnke
---

### 1992

Anna Joyce Lott Jenny Hehnke Keri McCallum Anna Joyce Lott Kayla Calvert Tracy Clark Connie Goldsmith Jenny Hehnke Anna Joyce Lott Keri McCallum Autumn Anderson Tracy Clark Jenny Hehnke Alicia Judd Kendell Kimbrough Anna Joyce Lott Keri McCallum Karrie Rider Jenny Hehnke
---

### 1991

Anna Joyce Lott Jenny Hehnke Keri McCallum Anna Joyce Lott Kayla Calvert Tracy Clark Connie Goldsmith Jenny Hehnke Anna Joyce Lott Keri McCallum Autumn Anderson Tracy Clark Jenny Hehnke Alicia Judd Kendell Kimbrough Anna Joyce Lott Keri McCallum Karrie Rider Jenny Hehnke
---

### 1990

Anna Joyce Lott Jenny Hehnke Keri McCallum Anna Joyce Lott Kayla Calvert Tracy Clark Connie Goldsmith Jenny Hehnke Anna Joyce Lott Keri McCallum Autumn Anderson Tracy Clark Jenny Hehnke Alicia Judd Kendell Kimbrough Anna Joyce Lott Keri McCallum Karrie Rider Jenny Hehnke
---

### 1989

Anna Joyce Lott Jenny Hehnke Keri McCallum Anna Joyce Lott Kayla Calvert Tracy Clark Connie Goldsmith Jenny Hehnke Anna Joyce Lott Keri McCallum Autumn Anderson Tracy Clark Jenny Hehnke Alicia Judd Kendell Kimbrough Anna Joyce Lott Keri McCallum Karrie Rider Jenny Hehnke
---

### 1988

Anna Joyce Lott Jenny Hehnke Keri McCallum Anna Joyce Lott Kayla Calvert Tracy Clark Connie Goldsmith Jenny Hehnke Anna Joyce Lott Keri McCallum Autumn Anderson Tracy Clark Jenny Hehnke Alicia Judd Kendell Kimbrough Anna Joyce Lott Keri McCallum Karrie Rider Jenny Hehnke
---

### 1987

Anna Joyce Lott Jenny Hehnke Keri McCallum Anna Joyce Lott Kayla Calvert Tracy Clark Connie Goldsmith Jenny Hehnke Anna Joyce Lott Keri McCallum Autumn Anderson Tracy Clark Jenny Hehnke Alicia Judd Kendell Kimbrough Anna Joyce Lott Keri McCallum Karrie Rider Jenny Hehnke
---

### 1986

Anna Joyce Lott Jenny Hehnke Keri McCallum Anna Joyce Lott Kayla Calvert Tracy Clark Connie Goldsmith Jenny Hehnke Anna Joyce Lott Keri McCallum Autumn Anderson Tracy Clark Jenny Hehnke Alicia Judd Kendell Kimbrough Anna Joyce Lott Keri McCallum Karrie Rider Jenny Hehnke
---

### 1985

Anna Joyce Lott Jenny Hehnke Keri McCallum Anna Joyce Lott Kayla Calvert Tracy Clark Connie Goldsmith Jenny Hehnke Anna Joyce Lott Keri McCallum Autumn Anderson Tracy Clark Jenny Hehnke Alicia Judd Kendell Kimbrough Anna Joyce Lott Keri McCallum Karrie Rider Jenny Hehnke
---

### 1984

Anna Joyce Lott Jenny Hehnke Keri McCallum Anna Joyce Lott Kayla Calvert Tracy Clark Connie Goldsmith Jenny Hehnke Anna Joyce Lott Keri McCallum Autumn Anderson Tracy Clark Jenny Hehnke Alicia Judd Kendell Kimbrough Anna Joyce Lott Keri McCallum Karrie Rider Jenny Hehnke
---

### 1983

Anna Joyce Lott Jenny Hehnke Keri McCallum Anna Joyce Lott Kayla Calvert Tracy Clark Connie Goldsmith Jenny Hehnke Anna Joyce Lott Keri McCallum Autumn Anderson Tracy Clark Jenny Hehnke Alicia Judd Kendell Kimbrough Anna Joyce Lott Keri McCallum Karrie Rider Jenny Hehnke
---

### 2008

Sammie Jo Bailey (1st Team) Chelsea Bramlett (1st Team) Jessie Bailey (2nd Team)
--

### 2006

Hayle Guess (1st Team) Kate Jaspers (1st Team) Iyhia McMichael (1st Team) Meagan O'Nan (2nd Team)
--

### 2003

Kate Jaspers (1st Team) Krystal Tillman (2nd Team) Keri McCallum (1st Team) Jenny Hehnke (2nd Team)
--

### 2000

Keri McCallum (1st Team) Jenny Hehnke (2nd Team)
---

### 1998

Keri McCallum (2nd Team)
--------------------------

## SEC HONORS

### Player of the Year (1 Player, 2 Times)

<b>2004</b>	Iyhia McMichael
<b>2003</b>	Iyhia McMichael

### Freshman of the Year (2 Players, 2 Times)

<b>2007</b>	Chelsea Bramlett
<b>2005</b>	Courtney Bures

### Scholar-Athlete of the Year (1 Player, 1 Time)

<b>2004</b>	Kate Jaspers (Co-Winner)
-------------	--------------------------

### All-SEC (11 Players, 28 Times)

<b>2010</b>	Chelsea Bramlett (1st Team)
<b>2009</b>	Chelsea Bramlett (1st Team) Ka'ili Smith (2nd Team)
<b>2008</b>	Chelsea Bramlett (1st Team) Courtney Bures (1st Team) Hayle Guess (2nd Team)

### 2007

Courtney Bures (1st Team) Chelsea Bramlett (2nd Team) Hayle Guess (2nd Team)
--

### 2005



# HONORS & AWARDS

## SEC HONORS

### SEC Pitcher of the Week (9 Players, 10 Times)

2013	Alison Owen	..... Feb. 25, March 4
2012	Stephanie Becker	..... April 23
2004	Stephanie Comeaux	..... March 7
	Kelli Miller	..... May 11
2003	Melissa Massey	..... Feb. 24
2002	Kasey Whitehead	..... Feb. 12
2001	Jennifer Pursell	..... April 2
1999	Autumn Anderson	..... April 6
1997	Alicia Judd	..... April 29

### SEC Freshman of the Week (10 Players, 13 Times)

2010	Kylie Vry	..... Feb. 15
	Erin Nesbit	..... April 26
2009	Ka'ili Smith	..... March 9
	Lindsey Dunlap	..... March 30
	Lindsey Dunlap	..... April 20
2008	Ka'ili Smith	..... May 4
	Misty Flesher	..... Feb. 18
	Courtney Nesbit	..... March 24
	Misty Flesher	..... April 14
	Brittany Bell	..... April 21
2007	Chelsea Bramlett	..... April 3
	Chelsea Bramlett	..... April 10
2006	Sammie Jo Bailey	..... May 8

### SEC Community Service Team

2013	Jessica Cooley
2012	Misty Flesher
2011	Courtney Nesbit
2010	Jessie Bailey
2009	Sammie Jo Bailey
2008	Hayle Guess
2007	Hayle Guess
2006	Callye Williams
2005	Callye Williams
2004	Meagan O'Nan

### SEC Academic Honor Roll

2013	Stephanie Becker
	Jessica Cooley
	Julia Echols
	Shelby Fisher
	Erika Gaul
	Sam Lenahan
	Jessica Offutt
	Alison Owen
	Ashley Phillips
	Chrissie Rovtar
	Heidi Shape
	Kylie Vry
	Rachael Zdeb
2012	Stephanie Becker
	Jessica Cooley
	Shelby Fisher
	Brittany Gates
	Sam Lenahan
	Erin Nesbit
	Jessica Offutt
	Chrissie Rovtar
	Heidi Shape
	Ka'ili Smith
	Kylie Vry
	Rachael Zdeb
2011	Ali Bainbridge
	Stephanie Becker
	Jessica Cooley
	Lindsey Dunlap
	Shelby Fisher
	Misty Flesher
	Courtney Nesbit
	Erin Nesbit
	Chrissie Rovtar
	Kylie Vry
2010	Jessie Bailey
	Ali Bainbridge
	Chelsea Bramlett
	Misty Flesher
	Allie Heon
	Courtney Nesbit
	Ka'ili Smith
	Jessie Spain
	Elizabeth Woolven
2009	Jessie Bailey
	Sammie Jo Bailey
	Ali Bainbridge
	Chelsea Bramlett

2008

2007

2006

2005

2004

2003

2002

2001

Misty Flesher
Allie Heon
Courtney Nesbit
Laurie Siebert
Jessie Spain
Jessie Bailey
Sammie Jo Bailey
Megan Bateman
Chelsea Bramlett
Courtney Bures
Nakita Boyce
Hayle Guess
Lindsay Hunley
Gina McCloud
Sammie Jo Bailey
Nakita Boyce
Courtney Bures
Stephanie Comeaux
Katie Cooley
Hayle Guess
Sara Hickerson
Blair Hewett
Lindsay Hunley
Katie Johnson
Michelle Kinney
Gina McCloud
Kelli Miller
Nakita Boyce
Courtney Bures
Stephanie Comeaux
Katie Cooley
Blair Hewett
Sara Hickerson
Lindsay Hunley
Hayle Guess
Katie Johnson
Michelle Kinney
Gina McCloud
Allison Meyer
Kelli Miller
Callye Williams
Stephanie Comeaux
Katie Cooley
Hayle Guess
Blair Hewett
Sara Hickerson
Jennifer Jessup
Katie Johnson
Michelle Kinney
Tanelda McDonald
Keri McFarling
Kelli Miller
Callye Williams
Blair Brown
Kate Jaspers
Jennifer Jessup
Tanelda McDonald
Iyhia McMichael
Kelli Miller
Lindsay Nelson
Meagan O'Nan
Stephanie Owens
Krystal Tillman
Jennifer Waterman
Brandi Watkins
Callye Williams
Brooke Best
Blair Brown
Kate Jaspers
Jennifer Jessup
Iyhia McMichael
Amy Mosley
Lindsay Nelson
Krystal Tillman
Jennifer Waterman
Brooke Best
Jennifer Jessup
Anna Joyce Lott
Jennifer Nelson
Robyn Schlagheck
Kasey Whitehead
Brooke Best
Chris Bushby
Jenny Hehnke
Nichole Henry
Jennifer Jessup
Kendell Kimbrough
Anna Joyce Lott
Keri McCallum
Jennifer Nelson
Karrie Rider
Robyn Schlagheck
Cheri Smith
Kasey Whitehead
Kellie Wilkerson

2000	Chris Bushby
	Michelle Gates
	Jenny Hehnke
	Nichole Henry
	Kendell Kimbrough
	Anna Joyce Lott
	Keri McCallum
	Karrie Rider
	Robyn Schlagheck
1999	Autumn Anderson
	Chris Bushby
	Tracy Clark
	Michelle Gates
	Jenny Hehnke
	Nichole Henry
	Kendell Kimbrough
	Anna Joyce Lott
	Keri McCallum
	Karrie Rider
	Robyn Schlagheck
1998	Ariana Benardo
	Chris Bushby
	Jenny Hehnke
	Alicia Judd
	Aimee Juedemann
	Kendell Kimbrough
	Keri McCallum
	Karrie Rider

### SEC Freshman Academic Honor Roll

2013	Loryn Nichols
	Jacey Punches
	Kayla Winkfield
2010	Stephanie Becker
	Jessica Cooley
	Shelby Fisher
	Erin Nesbit
	Chrissie Rovtar
	Kylie Vry
2008	Ali Bainbridge
	Misty Flesher
	Courtney Nesbit
	Jessie Spain
	Elizabeth Woolven
2007	Jessie Bailey
	Chelsea Bramlett
	Laurie Siebert
2005	Nakita Boyce
	Courtney Bures
	Lindsay Hunley
	Gina McCloud
	Allison Meyer
2004	Katie Cooley
	Hayle Guess
	Blair Hewett
	Sara Hickerson
	Katie Johnson
2003	Stephanie Owens
	Callye Williams

## 2003-10 TEAM HONORS

### Most Valuable Player

2010	Chelsea Bramlett
2009	Chelsea Bramlett
2008	Chelsea Bramlett
2007	Courtney Bures
2006	Blair Hewett
2005	Courtney Bures
2004	Iyhia McMichael
2003	Iyhia McMichael

### Top Hitter

2010	Chelsea Bramlett
2009	Chelsea Bramlett
2008	Chelsea Bramlett
2007	Chelsea Bramlett
2006	Courtney Bures
2005	Courtney Bures
2004	Iyhia McMichael
2003	Iyhia McMichael

### Most Valuable Pitcher

2010	Misty Flesher
2009	Lindsey Dunlap
2008	Misty Flesher
2007	Kelli Miller
2006	Ragan Blake
	Stephanie Comeaux
2005	Kelli Miller
2004	Melissa Massey

2003 Melissa Massey

### Most Improved Player

2010	Jessie Bailey
2009	Brittany Bell
2008	Kelsey Nurnberg
2007	Sara Hickerson
2006	Nakita Boyce
2005	Tanelda McDonald
2004	Tanelda McDonald
2003	Jennifer Waterman

### Gold Glove

2010	Jessie Bailey
2009	Ali Bainbridge
2008	Courtney Bures
2007	Courtney Bures
2006	Courtney Bures
2005	Callye Williams
2004	Kate Jaspers
2003	Brooke Best

### Rookie Of The Year

2010	Erin Nesbit
2009	Ka'ili Smith
2008	Ali Bainbridge
2007	Chelsea Bramlett
2006	Sammie Jo Bailey
2005	Courtney Bures
2004	Hayle Guess
2003	Callye Williams

### MTXE (Mental Toughness/Extra Effort)

2010	Ali Bainbridge
2009	Sammie Jo Bailey
2008	Lindsay Hunley
2007	Katie Johnson
2006	Blair Hewett
2005	Jennifer Jessup
2004	Meagan O'Nan
2003	Jennifer Jessup

## 1997-2002 TEAM HONORS

### Most Outstanding Player

2002	Kellie Wilkerson
2001	Kellie Wilkerson
2000	Keri McCallum
1999	Keri McCallum
1998	Autumn Anderson
1997	Keri McCallum

### Most Inspirational Player

2002	Iyhia McMichael
2001	Amy Mosley
2000	Karrie Rider
1999	Jenny Hehnke
1998	Chris Bushby
1997	Karrie Rider

## ALL-TOURNAMENT TEAMS

### NCAA Regional Tournament

2012	Ka'ili Smith (Eugene Regional)
2008	Ali Bainbridge (Tempe Regional)
	Chelsea Bramlett (Tempe Regional)
2002	Kellie Wilkerson (Region 3)
2000	Keri McCallum (Region 1)

### SEC Tournament

2004	Iyhia McMichael
2003	Jennifer Nelson
2001	Kellie Wilkerson
1999	Keri McCallum
	Kellie Wilkerson
1998	Autumn Anderson
	Michelle Gates
	Nichole Henry
	Karrie Rider

### Blues City Classic

2013	Alison Owen (First Team)
	Sam Lenahan (First Team)
	Stephanie Becker (Second Team)



# HONORS & AWARDS



## Compass Bank Invitational

**2006** Stephanie Comeaux  
Hayle Guess

## Georgia Tech Buzz Classic

**2005** Jennifer Jessup

## Mercer Wingate Inn Classic

**2008** Sammie Jo Bailey  
Ali Bainbridge  
Hayle Guess

## NFCA Leadoff Classic

**2010** Chelsea Bramlett  
**2008** Courtney Bures  
**2007** Hayle Guess

## NIST Tournament

**1997** Keri McCallum

## Mardi Gras Tournament

**1997** Michelle Gates

## Ragin' Cajuns Invitational

**2005** Courtney Bures

## Speedline Invitational

**2002** Kellie Wilkerson  
Iyhia McMichael  
**2000** Karrie Rider  
Jennifer Pursell  
**1999** Keri McCallum  
Michelle Gates

## Troy Cox Classic

**2003** Iyhia McMichael  
Jennifer Jessup

## MSU Bulldog Round-Robin

**2012** Brittany Bell  
Jessica Cooley  
Shelby Fisher  
Erin Nesbit  
Ka'ili Smith  
**2011** **Sam Lenahan**  
Courtney Nesbit  
Ka'ili Smith  
Kylie Vry  
**2010** Jessie Bailey  
Ali Bainbridge  
Brittany Bell (MVP)  
Lindsey Dunlap  
Misty Flesher  
Erin Nesbit  
Jessie Spain  
Kylie Vry  
**2009** Jessie Bailey  
Chelsea Bramlett  
Lindsey Dunlap  
Courtney Moore  
Kelsey Nurnberg  
**2008** Sammie Jo Bailey  
Chelsea Bramlett  
Courtney Bures (MVP)  
Misty Flesher  
Hayle Guess  
**2007** Courtney Bures  
Kelli Miller  
Chelsea Bramlett  
Nakita Boyce  
**2006** Ragan Blake  
Nakita Boyce  
Courtney Bures  
Stephanie Comeaux  
Hayle Guess  
**2005** Courtney Bures  
Lindsay Hunley  
Katie Johnson  
Kelli Miller  
Callye Williams  
**2004** Kate Jaspers  
Melissa Massey  
Iyhia McMichael  
Meagan O'Nan  
Jennifer Waterman

## MSU Bulldog Battle

**2013** Jessica Cooley  
**Sam Lenahan**  
**Alison Owen (MVP)**

## MSU Bulldog Classic

**2013** **Jessica Offutt**  
**Ashley Phillips (MVP)**  
**Heidi Shape**  
**2012** Stephanie Becker  
Brittany Bell  
Jessica Cooley (MVP)  
**Sam Lenahan**  
**Jessica Offutt**  
**2011** Ali Bainbridge (MVP)  
Briana Bell  
Misty Flesher  
Chelsea Raines  
Kylie Vry  
**2010** Jessie Bailey  
Chelsea Bramlett  
Misty Flesher  
Allie Heon  
Ka'ili Smith (MVP)  
Kylie Vry  
**2009** Jessie Bailey  
Ali Bainbridge  
Chelsea Bramlett (MVP)  
Lindsey Dunlap  
Kelsey Nurnberg  
Sammie Jo Bailey  
Chelsea Bramlett (co-MVP)  
Courtney Bures  
Misty Flesher  
Hayle Guess  
Kelsey Nurnberg (co-MVP)  
**2006** Sammie Jo Bailey  
Courtney Bures  
Stephanie Comeaux  
Katie Cooley  
Hayle Guess  
Callye Williams  
**2005** Nakita Boyce  
Blair Hewett  
Tanelda McDonald  
Kelli Miller  
Callye Williams  
**2004** Blaire Brown  
Stephanie Comeaux  
Melissa Massey  
Iyhia McMichael  
Kellie Miller  
Meagan O'Nan  
Jennifer Waterman  
Brandi Watkins  
Brooke Best  
**2002** Iyhia McMichael  
Kellie Wilkerson  
**2001** Jennifer Jessup  
Jennifer Nelson  
Lindsay Nelson  
Kellie Wilkerson  
**2000** Keri McCallum  
Jennifer Nelson  
Karrie Rider  
Kellie Wilkerson

## MSU Bully Bash

**2008** Jessie Bailey  
Ali Bainbridge  
Chelsea Bramlett  
Courtney Bures  
Nakita Boyce  
Misty Flesher (MVP)  
Hayle Guess  
Kelsey Nurnberg  
Jessie Spain

## Ma Iihini Kipa Aloha Tournament

**2009** Chelsea Bramlett  
Ka'ili Smith

## Easton SEC/ACC Challenge

**2011** Courtney Nesbit  
Chelsea Raines

## BULLDOGS IN THE PROS

For more than a decade, Mississippi State players have continued their playing careers professionally through the Women's Professional Softball League and currently the National Pro Fastpitch league.

Courtney Bures was State's most recent addition to NPF as she was drafted 16th overall by the Washington Glory in 2008. The two-time first team all-American made an immediate impact, tying for seventh in NPF in RBI and fourth in home runs while leading the Glory to the NPF championship series. She played for the Akron Racers, continuing a trend of Bulldogs that have played in the organization, including Melissa Massey, Kasey Whitehead and Iyhia McMichael.

Akron selected McMichael, a former all-American, with the No. 1 senior draft pick in the league's inaugural season.

McMichael led the Racers to the 2005 crown, hitting the winning home run off Jennie Finch a year after claiming the league's MVP award. Although McMichael claimed top league honors in 2004, her former teammate Kellie Wilkerson helped lead the New York/New Jersey Juggernaut to the NPF championship.

## MSU PLAYERS TO PLAY PROFESSIONALLY

Autumn Anderson  
Courtney Bures  
Michelle Gates  
Jennifer Jessup  
Melissa Massey  
Keri McCallum  
Iyhia McMichael  
Karrie Rider  
Jennifer Waterman  
Kasey Whitehead  
Kellie Wilkerson

## BULLDOG HEAD COACHES

### LYNN KEISER

**1982-83 • 37-53-4 (.415)**



Keiser led State in the early years of the program, transforming the Bulldogs from a slowpitch program in 1981 to a competitive fastpitch team in 1982. Keiser also amassed a 13-55 (.191) record as head coach of Mississippi State's volleyball team from 1981-82.

### VIVIAN LANGLEY

**1984-86 • 66-45 (.595)**



Langley, who totaled a 34-78 (.304) mark as State's volleyball coach from 1983-85, led the Bulldogs to their first winning season in 1985, then guided the Maroon and White to a winning campaign in 1986 before the discontinuation of the program.

### KATHY ARENDSSEN

**1997-2002 • 220-160 (.579)**



Having reintroduced the sport to State's varsity program in 1997, Arendsen led the Bulldogs to the championship game of the 1998 SEC Tournament before a 44-win campaign in 2000 helped the Bulldogs secure their first postseason berth. Arendsen coached 14 All-SEC and 12 All-American athletes in her six-year career in Starkville. A 13-time ASA all-American as a player, she also had 48 of her players named to the SEC academic honor roll during her tenure.

### JAY MILLER

**2003-11 • 295-253 (.538)**



Miller secured NCAA postseason bids in six of his nine seasons in Starkville. He became the Bulldogs' winningest coach in 2009 after securing his 900th career victory during the 2008 season. Named the United States National Team head coach for the 2009-2012 quadrennium, Miller coached three all-Americans at MSU, with three of his players earning SEC Athlete and SEC Freshman of the Year accolades. In 2008, Miller became just the third Southeastern Conference coach to be inducted into the National Fastpitch Coaches Association Hall of Fame.

### VANN STUEDEMAN

**2012-Present • 66-48 (.579)**



Stuedeman made an impact her first season, recording the most successful first year by a head coach in school history. She took the Bulldogs back to the NCAA Tournament for the first time in three years and made a repeat trip in 2013. Stuedeman guided MSU to an identical 33-24 overall mark in the spring of 2013. She downed LSU, Alabama and Florida in the same campaign, snapping lengthy MSU losing streaks to the foes.



# MSU SOFTBALL STADIUM



Located on the north side of the Mississippi State campus since 1997, the MSU Softball Field sits in the heart of Mississippi State's physical plant. As announced in 2012, the facilities will soon undergo a complete upgrade, including a brand-new stadium at the current location (rendering above).

Prior to the entire reconstruction, in the fall of 2013, the indoor hitting facility had an air conditioning unit installed. During the winter of 2012, the upstairs interior of the softball complex was renovated, highlighted by a state-of-the-art team room, complete with audio and video setup and movie-theater-type setting.

In February 2012, \$60,000 worth of renovations were installed to the current stadium, including new banners on the bleachers and bullpens, as well as new graphics on the foul poles and dugouts.

The current facility features a main grandstand to accommodate more than 750 people. Also included are a press box, public address system, electronic scoreboard and bullpens behind both stepdown dugouts.

Hailed as one of the top playing surfaces in the Southeastern Conference, the field stretches 200 feet down the left and right field lines and spans 220 feet to straight-away centerfield. The regulation NCAA Championship field features Mississippi Pride grass - developed by researchers on the MSU campus - making it home to one of the finest playing surfaces in the country.

Following the program's inaugural season in 1997, lights were added to the facility, bringing a much-more enjoyable climate to Bulldog fans as well as visiting fans from across the country. In 2000, another facility-improving project was completed as the MSU Softball Field's dugouts were enhanced with brick. In 2001, construction of an additional batting cage, as well as the placing of sidewalks in and around the field and spectator areas, were added.

Work was completed in the fall of 2005 on a \$1 million indoor facility that features a state-of-the-art practice field, as well as a locker room, clubhouse, training room, coaches' locker rooms and players lounge. In addition, a revamped bullpen area was added just behind the dugout on the third base side of the facility.

Since beginning play at the MSU Softball Field, Mississippi State has posted a 285-150 (.655) overall record and, in 1999, tallied a program-high 21-6 record at home, including a 12-2 mark at home in SEC action.

The opening game on the newly constructed Mississippi State Softball Field came on Feb. 26, 1997, when Mississippi State hosted visiting Samford University. The Bulldogs opened the park successfully, sweeping Samford 4-0 and 4-0 in a doubleheader witnessed by more than 300 fans that braved the inclement weather.

## TOP-10 CROWDS IN SCHOOL HISTORY

Date	Opponent	Attendance	Date	Opponent	Attendance
1. April 12, 2013	Ole Miss	1,553	6. April 21, 2012	Kentucky	889
2. April 25, 1998	Ole Miss	1,547	7. May 2, 2009	Ole Miss	851
3. April 1, 1997	Alabama	1,520	8. March 25, 2012	Tennessee	813
4. April 15, 2000	Kentucky	1,017	9. April 20, 2002	Alabama	762
5. May 8, 2010	Alabama	976	10. May 9, 2010	Alabama	683

## MSU SOFTBALL STADIUM RECORDS

### AT-BATS

#### By Team

47 - LSU at MSU (March 8, 2013)

#### By Individual

6 - 12 times, last by MSU: Briana Bell, Heidi Shape, Logan Foulks and Sam Lenahan LSU: A.J. Andrews, Jacee Blades, Allison Falcon and Bianka Bell (March 8, 2013)

### RUNS

#### By Team

30 - Louisiana Tech vs. Jackson State (Feb. 6, 2004)

#### By Individual

5 - Angela Toures, Bradley (vs. Jackson State, Feb. 6, 2004)

### HITS

#### By Team

23 - Louisiana Tech vs. Jackson State (Feb. 6, 2004)

#### By Individual

5 - Brittany Mynsberge, Bradley (vs. Jackson State, Feb. 6, 2004)

### RBI

#### By Team

23 - Bradley vs. Jackson State (Feb. 6, 2004)

#### By Individual

7 - Brittany Mynsberge, Bradley (vs. Jackson State, Feb. 6, 2004)

### LONGEST REGULATION GAME

By Time: 3:23 - LSU vs. MSU (March 8, 2013)

### DOUBLES

#### By Team

8 - LSU at MSU (April 4, 1998)

#### By Individual

3 - twice, last by Whitney Cloer, Arkansas (vs. MSU, March 17, 2009)

### TRIPLES

#### By Team

6 - MSU vs. Alabama A&M (Feb. 20, 2004)

#### By Individual

2 - seven times, last by Ashley Phillips, MSU (vs. Columbia, March 3, 2012)

### HOME RUNS

#### By Team

3 - five times, last by MSU vs. Memphis (April 24, 2012)

#### By Individual

2 - eight times, last by Logan Foulks, MSU (vs. Auburn, March 29, 2013)

### WALKS

#### By Team

11 - three times, last by Bradley vs. Jackson State (Feb. 6, 2004)

#### By Individual

4 - Katie Cooley, MSU (vs. LSU, March 30, 2005)

### STRIKEOUTS

#### By Team, Batting

22 - MSU vs. LSU (March 8, 2013)

#### By Individual, Pitching

22 - Rachele Fico, LSU (vs. MSU, March 8, 2013)



# MISSISSIPPI STATE UNIVERSITY



## MISSISSIPPI STATE UNIVERSITY

With an enrollment representing all 82 Mississippi counties, 50 states and over 75 foreign countries, Mississippi State truly is an outstanding choice for tomorrow's scholars and leaders.

We may be located in a small town in Mississippi, but there's more going on at Mississippi State University than you might know. We offer Southeastern Conference athletics, internationally known performers and lecturers and world-class professors at the state's largest university.

A day in the life of an MSU student can be anything he or she wants it to be - whether it's studying under a tree near the Drill Field or playing flag football on the intramural fields. We hope you'll join our diverse student body and experience Mississippi State for yourself.

Generations of graduates stand behind the seal of Mississippi State University promoting learning, service, and research. Strolling through the campus, there is evidence of our strong history through monuments, buildings, and people. Every student that enrolls at Mississippi State University becomes part of our history.

## RESEARCH

Mississippi State faculty researchers achieved their highest-ever level of giving in Fiscal Year 2011, with \$80.3 million in outright private gifts and pledges of future support. The total was a 23 percent increase from the previous year.

In 2010, the Social Science Research Center--the oldest university-level research center on campus--marked its 60th anniversary. With an annual \$8 million budget that supports about 40 research projects, the center has focused on key areas such as tobacco control, highway safety, and children's health care, among others.

MSU's EcoCAR has consistently placed in the top finalists of a multi-year competition--the NeXt Challenge--sponsored by the U.S. Department of Energy, General Motors and the Canadian government, among others. The competition challenges North American engineering majors to "re-engineer" a GM-donated vehicle to minimize fuel consumption and emissions, while maintaining its utility, safety and performance. The MSU team has twice earned the top place and has finished once in the top 10.

MSU is the lead institution for a \$3.5 million federal grant to help fund a center of excellence for transportation research.

In a key area of economic interest to Mississippi, MSU's Center for Advanced Vehicular Systems, established in 2001, earned the 2010 Award of Excellence in Business Assistance and Entrepreneurship, presented by the national University Economic Development Association. The award recognized the center's contributions to rapid commercialization of Navistar Defense's plant in West Point, Miss.

## MSU QUICK FACTS

Mississippi State has joined just 16 other universities nationwide as holder of a green light rating from the Foundation for Individual Rights in Education. The national civil rights organization's highest award recognizes free speech protection and a commitment to giving students the best possible education and learning environment. Based in Philadelphia, Pa., FIRE is a nonprofit educational organization of civil rights and civil liberties leaders, scholars, journalists, and public intellectuals from across the political and ideological spectrum. Protections of individual rights, freedom of expression, academic freedom, due process, and rights of conscience at the nation's colleges and universities are its primary mission.

- In 2012, the Mississippi State University Foundation celebrated its 50th anniversary of fundraising to support the land-grant institution. Since its 1962 incorporation, the foundation has raised more than \$1 billion.
- Mississippi State University is listed by Forbes magazine among the nation's 100 Best Buy Colleges.
- For the Fall 2013 semester, 52 percent of students were male and 48 percent were female.
- Mississippi State's fall 2013 enrollment was 20,161.
- Mississippi State has more than 4,300 employees statewide, including 1,322 faculty members.
- The university holds more than 2.1 million volumes in Mitchell Memorial Library and four branch locations.
- Mississippi State awarded more than 4,200 degrees in the 2012-13 academic year. The university offers more than 160 degrees, including 14 master's degrees in 69 programs, an educational specialist degree in eight programs, and doctoral degrees in 44 programs.
- Seven Mississippi State graduates are presidents of state community colleges.
- About one-fourth of the teachers and administrators in Mississippi public schools hold at least one degree from Mississippi State.
- The Alumni Association has 91 chapters in 14 states and 1 foreign country.





# MISSISSIPPI STATE UNIVERSITY

## THE BULLDOG

Mississippi State University's athletic teams are called Bulldogs, a name earned and maintained over the decades by the tough, tenacious play of student-athletes wearing the Maroon and White. The official school mascot is an American Kennel Club registered English Bulldog, given the title of "Bully."

As with most universities, Mississippi State University teams answered to different nicknames through the years. The first squads representing the Agricultural and Mechanical College of Mississippi were proud to be called Aggies. When the school officially became Mississippi State College in 1932, the nickname Maroons, for MSU's uniform color, gained prominence. Bulldogs became the official title for State teams in 1961, not long after State College was granted university status.

Yet references to school teams and athletes as Bulldogs actually go back to early in the century, and this nickname was used almost interchangeably with both Aggies and Maroons, since at least 1905.

On Nov. 30 of that year, the A&M football team shut out its archrival from the University of Mississippi 11-0 in Jackson, Miss. The campus newspaper, *The Reflector*, reported: "After the game, filled with that emotion that accompanies every great victory, there was nothing left for the cadets to do but to complete the great victory by showing sympathy for the dead athletic spirit of the University, by having a military funeral parade.

"A coffin was secured, decorated with University colors and a bulldog pup placed on top. It was then placed on the shoulders of a dozen cadets, and the procession started down Capitol Street, preceded by the brass band playing a very pathetic funeral march."

Other newspaper reports of the victory commented on the "bulldog" style of play by the A&M eleven, and the Bulldog was soon publicly accepted as a school athletic symbol. Accounts of a 1926 pep rally in Meridian, Miss., had another bulldog parading with students.

Use as an official game mascot began in 1935 when coach Major Ralph Sasse, on "orders" from his team, went to Memphis, Tenn., to select a bulldog. Ptolemy, a gift of the Edgar Webster family, was chosen and the Bulldogs promptly defeated Alabama 20-7.

A litter-mate of Ptolemy became the first mascot called Bully shortly after Sasse's team beat mighty Army 13-7 at West Point that same year - perhaps the greatest victory in MSU football history. But Bully I earned other fame the hard way, in 1939 when a campus bus cut short his career.

Days of campus mourning followed, as Bully lay in state in a glass coffin. A half-mile funeral procession accompanied by the Famous Maroon Band and three ROTC battalions went to Scott Field where Bully was buried under the bench at the 50-yard line. Even Life magazine covered the event. Other Bullies have since been buried by campus dorms, fraternity houses, and also at the football stadium.

For years Bully was a target for kidnappers, the last incident occurring prior to the 1974 State-Ole Miss game. The Bulldog team won anyway, 31-13. While early Bullies once roamed campus freely or lived in fraternities, today the official university mascot is housed at the School of Veterinary Medicine when not on duty at State home football games. For all their fierce appearance and reputation, today's mascot bulldogs are good-natured, friendly animals and favorites with children.

A student wearing a Bulldog suit, also answering to Bully, is part of the MSU cheerleading team and assists in stirring up State spirit at games and pep rallies.

## THE COWBELL

The most unique and certainly the most resounding symbol of Mississippi State University tradition is the cowbell. Despite decades of attempts by opponents and authorities to banish it from scenes of competition, diehard State fans still celebrate Bulldog victories loudly and proudly with the distinctive sound of ringing cowbells.

The precise origin of the cowbell as a fixture of Mississippi State sports tradition remains unclear to this day. The best records have cowbells gradually introduced to the MSU sports scene in the late 1930s and early 1940s, coinciding with the "golden age" of Mississippi State football success prior to World War II.

The most popular legend is that during a home football game between State and archrival Ole Miss, a jersey cow wandered onto the playing field. Mississippi State soundly whipped the Rebels that Saturday, and State College students immediately adopted the cow as a good luck charm.

Students are said to have continued bringing a cow to football games for a while, until the practice was eventually discontinued in favor of bringing just the cow's bell.

Whatever the origin, it is certain by the 1950s cowbells were common at MSU games, and by the 1960s were established as the special symbol of MSU. Ironically, the cowbell's popularity grew most rapidly during the long years when State football teams were rarely successful. Flaunting this anachronism from the "aggie" days was a proud response by students and alumni to outsider scorn of the university's "cow college" history.

In the 1960s two MSU professors, Earl W. Terrell and Ralph L. Reeves, obliged some students by welding handles on the bells so they could be rung with more convenience and authority. By 1963 the demand for these long-handled cowbells could not be filled by home workshops alone. So, at the suggestion of Reeves, the Student Association bought bells in bulk and the Industrial Education Club agreed to weld on handles. In 1964, the MSU Bookstore began marketing these cowbells with a portion of profits returning to these student organizations.

Today many styles of cowbells are available on campus and around Starkville, with the top-of-the-line being a heavy chrome-plated model with a full Bulldog figurine handle. But experts insist the best and loudest results are produced by a classic long-handled, bicycle-grip bell made of thinner and tightly-welded shells.

Cowbells decorate offices and homes of Mississippi State alumni, and are passed down through generations of Bulldog fans. Not until a recent Southeastern Conference rule change were cowbells allowed to be rung during games. Now, it is the fans' task to "ring responsibly," and keep the bells quiet during game action.

## MAROON & WHITE

Maroon and White are the distinctive colors of Mississippi State University athletic teams, dating back over a century to the very first football game ever played by the school's student-athletes.

On Nov. 15, 1895, the first Agricultural and Mechanical College of Mississippi football team was preparing for a road trip to Jackson, Tenn., to play Southern Baptist University (now called Union University) the following day. Since every college was supposed to have its own uniform colors, the A&M student body requested that the school's team select a suitable combination.

Considering this choice to be an honor, the inaugural State team gave the privilege to team captain W.M. Matthews. Accounts report that without hesitation Matthews chose Maroon and White.

For the more than 100 years since, every Mississippi State athlete has donned the Maroon and White in some sort of combination. Often a shade of gray has been added to the scheme, such as for the numerals. Briefly in the 1980s, the men's and women's basketball teams wore all-gray uniforms with maroon and white trim, while football has at times sported silver game pants, and baseball often wears all gray road outfits.

Only once has an MSU team appeared in any other color combination. In 1938, football coach Spike Nelson secretly had cardinal and gold uniforms made for State, a selection that did not sit well with the team or the college at the first game. Neither the uniforms nor Nelson were back for the next season.



## MSU ALMA MATER

In the heart of Mississippi,  
Made by none but God's own hands,  
Stately in her natural splendor,  
Our Alma Mater proudly stands.  
Mississippi State, we love you;  
Fondest memories cling to thee,  
Life shall bear thy spirit ever;  
Loyal friends we'll always be.

### CHORUS:

Maroon and White! Maroon and White!  
Of thee with joy we sing; Thy colors bright,  
our souls delight; With praise our voices ring.

## HAIL STATE

Hail dear ole State!  
Fight for that victory today.  
Hit that line and tote that ball,  
Cross the goal before you fall!  
And then we'll yell, yell, yell, yell!  
For dear ole State we'll yell like H-E-L-L!  
Fight for Mis-sis-sip-pi State.  
Win the game today!



# SCHOOL LEADERS



## UNIVERSITY PRESIDENT



### DR. MARK KEENUM

Dr. Mark Everett Keenum became Mississippi State's 19th president Jan. 5, 2009, following a distinguished public service career.

Despite difficult economic times, Dr. Keenum has guided Mississippi State to new heights. His quick action to address budget shortfalls put the university in position to meet those challenges and maintain the highest level of academic excellence. The university has experienced record enrollment growth, which includes students with the highest ACT average of any university in our state. Increased enrollment has also spurred new construction on campus, with two new residence halls. The Mize Pavilion, a state-of-the-art basketball practice facility, was dedicated in 2011. Plans in the immediate future include construction of another new residence hall, a new classroom building and renovation of historic Lee Hall. The Leo W. Seal Jr. Football Complex will be completed in early 2013, and expansion of Davis Wade Stadium is under way and is expected to be completed by August 2014.

Since 2009, fundraising has reached all-time record levels. Giving by alumni and friends has surpassed \$300 million over that period, including the highly successful StatePride initiative that is providing scholarships for students and support for MSU faculty.

Dr. Keenum has also been instrumental in expanding the MSU Promise Program, which provides need-based scholarship assistance to Mississippi students whose families have limited financial means. Through the Sonny Montgomery Center for America's Veterans, he has also led initiatives to make Mississippi State one of the most veteran-friendly universities in the nation.

Mississippi State has strengthened its role as the flagship research university in the state. The Carnegie Foundation for the Advancement of Teaching classified MSU as a university with "very high research activity," the only such designation in Mississippi. Dr. Keenum travels frequently to Washington, D.C., meeting with Congressional leaders and federal agency heads to pursue research opportunities and broaden the university's influence on the national level. He has also worked closely with the governor, lieutenant governor and Mississippi Legislature in support of higher education in our state.

A graduate of Mississippi State University with degrees in agricultural economics, Dr. Keenum began his career at MSU as a faculty member with the Extension Service and the Department of Agricultural Economics. He went on to serve as chief of staff to U.S. Senator Thad Cochran in Washington, D.C. and was Under Secretary of the United States Department of Agriculture prior to returning home to Mississippi State.

He graduated from Corinth (Miss.) High School and earned an associate of arts degree from Northeast Mississippi Community College in Booneville and was a member of the Northeast Tigers football team.

Dr. Keenum is married to the former Rhonda Newman of Booneville, also an MSU graduate. They have four children: Rett, Mary Phillips, Katie and Torie.

## PROFESSIONAL EXPERIENCE

**2009-Present:** University President, Mississippi State University  
**2006-08:** U.S. Under Secretary, Farm and Foreign Agricultural Services, Washington, D.C.  
**1997-2006:** Adjunct Professor, Department of Agricultural Economics, Mississippi State University  
**1996-2006:** Chief of Staff U.S. Senator Thad Cochran  
**1989-96:** Legislative Assistant, Agricultural and Natural Resources, Senator Thad Cochran  
**1987-88:** Assistant Professor/Economist, Department of Agricultural Economics, Mississippi State University  
**1988:** Ph.D. in Agricultural Economics, Mississippi State University  
**1986:** Research Associate, Mississippi Agricultural & Forestry Experiment Station, Mississippi State University  
**1984:** Marketing Specialist, Mississippi Cooperative Extension Service, Mississippi State University  
**1983-84:** M.A. Degree in Agricultural Economics, Mississippi State University  
**1983-84:** Teaching/Research Assistant, Department of Agricultural Economics, Mississippi State University

## PERSONAL INFORMATION

**Birthplace:** Starkville, Miss.  
**Hometown:** Corinth, Miss.

## DIRECTOR OF ATHLETICS



### SCOTT STRICKLIN

Using more than two decades of intercollegiate experience in communications, development and marketing, Scott Stricklin has built a wave of momentum within the Mississippi State fan base during his tenure as the director of athletics.

From his first day on the job as Mississippi State's Athletic Director in May 2010, Stricklin, integrating the department's three foundations of focus on student-athletes, possessing great integrity and aggressively promoting Mississippi State University, has overseen a stretch in which the Bulldogs enjoyed both on and off the field successes unparalleled in more than a decade.

On the field, the Bulldog football team has appeared in four-straight bowl games for the first time in program history and has claimed four Egg Bowl wins in the last five seasons. The men's tennis team brought home the Southeastern Conference Western Division title in both 2011 and 2012. Baseball reached the postseason in each of the past three seasons, including a College World Series championship appearance in 2013. Softball has qualified for the NCAA Tournament the last two campaigns.

Mississippi State's men and women student-athletes finished the 2012 fall semester with an aggregate 3.04 grade point average, the highest single semester grade point average in school history. In the fall of 2013, six of MSU's seven female varsity sports surpassed the 3.00-grade point mark. In the same semester, 61 scholarship Bulldog student-athletes made either the Dean's Scholar or President's Scholar list while 135 of 272 scholarship student-athletes received a 3.00 GPA or higher.

Stricklin has overseen record fundraising for Bulldog Athletics, which has produced new facilities such as the \$11.7 million Mize Pavilion at Humphrey Coliseum, a new \$20 million football practice and training complex as well as future expansion and upgrades to Davis Wade Stadium. The Bulldog Club has solicited gifts totaling more than \$20 million for the football facility, including a record \$12 million gift from the Seal Family Foundation.

The Bulldog Club has initiated the most ambitious fundraising drive in the athletic department's history – an initiative called "Today, Tomorrow, Forever" – to generate funding for new construction and upgrades to existing facilities.

Supporters are responding at the turnstiles as well. In 2013, Mississippi State set the program record for average attendance, stuffing Davis Wade Stadium with 55,695 fans per contest. Capacity crowds have become the norm as 30-consecutive home games have been sold out, and the school has created a waiting list that has topped 1,000 requests for season ticket purchases.

Stricklin certainly wasn't a stranger to the Bulldog family or college athletics when he took over the reins at State. A 1992 graduate of Mississippi State, the Jackson, Miss., native's resume is highlighted by 23 years of experience on the collegiate level in various capacities at five different universities.

In the two years prior to becoming athletic director, he served as Senior Associate Athletics Director for External Affairs at his alma mater, overseeing fundraising, football and men's basketball scheduling, managing MSU's all-sport agreement with adidas, facility planning, and serving as the administrative sport liaison for men's basketball and softball.

It was those types of day-to-day tasks that prepared the personable Stricklin to take over the top seat in the Mississippi State athletic department. Yet it's a journey that started during his formative days as a dedicated and tireless worker in the Mississippi State media relations department.

Prior to graduating, Stricklin's stint in the MSU media relations office included three seasons (1990-92) as the media contact for the nationally renowned baseball program. Upon graduation, he was named assistant media relations director at his alma mater.

He continued his climb up the ladder of success when he was named Associate Media Relations Director at Auburn, where he served from 1993-98. In 1998, Stricklin left Auburn to become Assistant Athletics Director at Tulane, where he served as the primary media contact for the Green Wave's 1998 12-0 football team. Next came a four-year run in the Big 12 Conference at Baylor (1999-2003) as Assistant AD for Communications and Marketing.

In 2003, Stricklin returned to the Southeastern Conference at Kentucky and spent five seasons as the Associate AD for Media Relations, where he oversaw the day-to-day publicity of the tradition-rich Wildcat basketball program. It was his last stop before returning to Mississippi State in the spring of 2008.

Stricklin, 43, is married to the former Anne Howell, the youngest daughter of Basketball Hall of Fame member Bailey Howell. The couple has two daughters, Abby and Sophie.

**@StricklinMSU**

## PROFESSIONAL EXPERIENCE


**2010-Present:** Director of Athletics, Mississippi State University  
**2008-10:** Senior Associate AD/External Affairs, Mississippi State University  
**2003-07:** Associate AD/Media Relations, University of Kentucky  
**1999-2003:** Assistant AD/Communications and Marketing, Baylor University  
**1998:** Assistant Athletic Director/Media Relations, Tulane University  
**1993-98:** Associate Media Relations Director, Auburn University  
**1990-92:** Assistant Media Relations Director, Mississippi State University

## PERSONAL INFORMATION

**Birthplace:** Jackson, Miss.  
**Hometown:** Jackson, Miss.



# TEMPLETON ACADEMIC CENTER



The Shira Athletic Complex received its second neighborhood addition on Nov. 1, 2008, when the Templeton Athletic Academic Center was dedicated.

Mississippi State's student-athletes have enjoyed outstanding success in the classroom, and the \$10 million facility provides state-of-the-art amenities helping the Bulldogs continue that success while reaching new levels.

The Templeton Athletic Academic Center includes a large computer lab and individual computer rooms and work stations that will allow student-athletes access to a computer at their convenience. The building also houses academic counselor offices, large study areas, resource rooms, conference rooms and tutor rooms that will allow MSU's academic staff the most efficient way to interact with student-athletes.

The two biggest areas of State's newest facility are a 300-seat dining room and a large foyer that captures many of the team highlights and individual greats that have encompassed Mississippi State's rich athletic history.

Perhaps the greatest attribute of the Templeton Athletic Academic Center is the location. Situated adjacent to the Shira Complex and Holliman Athletic Center, the facility stands in the heart of MSU's athletic facilities.

The structure is named for Larry Templeton, who served as Mississippi State's director of athletics from 1987-2008. Under his leadership, MSU enjoyed a long run of success. The football team reached six postseason bowl games, the men's basketball squad advanced to the Final Four and the baseball team went to the NCAA College World Series three times. Bulldog teams also claimed five Southeastern Conference championships under his guidance and

advanced to NCAA championship play 29 times. The Mississippi State softball team made seven of those trips in a nine-year stretch.


With all of the on-field accomplishments under Templeton's watch, State enjoyed even more success in the classroom. During the 2005-06 academic year, MSU's men and women athletes posted the highest combined grade-point average ever recorded in the 18 years of tracking student-athlete grades.

The new facility has helped continue the Mississippi State softball program's classroom success. During the fall of 2011, a school record and SEC-best 11 members of the 2011 Mississippi State softball team were named 2010-11 All-America Scholar Athletes, racking up the highest GPA of any female athletic team on campus for the fifth-straight semester.

State's 2010 squad had a school-record six freshmen named Academic All-SEC, and the nine selections among upperclassmen put MSU atop the SEC with 129 honorees going back to 1999.

Four-time NFCA All-American Chelsea Bramlett capped her career by joining former Bulldog Kate Jaspers (2004) in receiving ESPN The Magazine Academic All-America of the Year laurels. Going back to the 2000 season, the Bulldogs have had five players named ESPN The Magazine Academic All-American a collective eight times.

The 2008 Bulldogs matched the 2010 team for the top NFCA All-America Scholar-Athlete mark en route to claiming the eighth-highest grade-point average in the nation that year.







## THE SOUTHEASTERN CONFERENCE

Setting the Standard in Intercollegiate Softball

SEC Softball will celebrate its 18th year of existence in 2014 and has established itself as one of the leading conferences in the sport.

The Southeastern Conference qualified a league-record 11 teams for the 2013 NCAA Tournament - Alabama, Arkansas, Florida, Georgia, Kentucky, LSU, **Mississippi State**, Missouri, South Carolina, Tennessee and Texas A&M, as the conference made its 16th overall and 11th consecutive Women's College World Series appearance. The Florida Gators received the No. 2 national seed while Missouri (No. 6), Tennessee (No. 7), LSU (No. 9), Alabama (No. 10), Kentucky (No. 12) and Texas A&M (No. 16) also earned national seeds.

The SEC advanced two teams to Oklahoma City with Florida and Tennessee. Tennessee finished as the WCWS runner-up, falling to Oklahoma in two games.

The Gators won the 2013 regular season title with an 18-6 SEC mark and took home the tournament championship after going undefeated in Lexington May 9-11. Florida posted a 58-9 overall record, but it was Tennessee's Lauren Gibson who took home the league's player of the year award. Missouri's Chelsea Thomas was tabbed as the SEC Pitcher of the Year while Florida's Tim Walton was the SEC Coach of the Year. LSU's Bianka Bell and Georgia's Geri Ann Glasco were named Co-Freshmen of the Year and Missouri's Jenna Marston was named the league's scholar-athlete of the year.

Softball came under the auspices of the Southeastern Conference in the 1996-97 season. Since that time, 12 different conference teams have made appearances in the NCAA Championship, including six teams earning Women's College World Series berths - one by South Carolina in the inaugural season, Alabama in 2000, 2003, 2005, 2006, 2008, 2009, 2011 and 2012, Florida in 2008, 2009, 2010, 2011 and 2013, Georgia in 2009 and 2010, LSU in 2001, 2004 and 2012 and Tennessee in 2005, 2006, 2007, 2010, 2012 and 2013.

Ten teams (Alabama, Auburn, Florida, Georgia, LSU, Missouri, **Mississippi State**, South Carolina, Tennessee and Texas A&M) have made Top 25 appearances and seven have climbed into the Top 10 (Alabama, Florida, Georgia, LSU, Missouri, South Carolina and Tennessee) of the NFCA/USA Today Poll. At least one SEC team has been ranked in the poll each week since the league's inception.

South Carolina is the longest standing program of the league with a 37-year history. The Gamecocks have made 16 NCAA Regional and three Women's College World Series appearances. **Mississippi State** played softball for five seasons during the 1980's before resuming the sport when it was added to the SEC. Tennessee added softball in 1995-96, one year before its inception in the SEC. Alabama, Arkansas, Auburn, Florida, Georgia, Kentucky, LSU and Ole Miss began softball programs in 1996-97 to give the league 11 representatives before the addition of Missouri and Texas A&M to the conference in 2013 and increase the total number to 13 (Vanderbilt does not sponsor softball).

The 1999 season was the first in which the conference was eligible for an automatic berth to the NCAA Championships.

As the sport continues to grow in competitiveness and popularity, the SEC has had six different regular season champions and five different conference tournament champions.

### SEC DOMINANCE BY THE NUMBERS

- 98 NCAA Regional Appearances
- 35 NCAA Super Regional Appearances
- 25 Women's College World Series Appearances
- 322 NCAA Wins (includes Regional, Super Regional and WCWS)
- The SEC earned seven national seeds in the 2013 NCAA Tournament
- Alabama claimed the first national championship in SEC history when it downed Oklahoma, 5-4, on June 7, 2012, for the WCWS title
- Since 2007, the SEC has had at least one team in the semifinals or the Championship Series
- 10 different SEC teams have played in the NCAA Softball Championships
- SEC teams have been ranked in every NFCA/USA Today poll since the inception of SEC softball
- For the fourth consecutive season, SEC attendance reached the 200K mark. More than 336,580 fans attended SEC home softball games in 2013. Alabama led the league in average attendance with 2,916 per date, 93,332 total
- At the 2013 SEC Softball Tournament, the total attendance was 12,043, the largest total in tournament history
- Three SEC teams were ranked top-10 in both final polls: No. 2 Tennessee, No. 5 Florida and No. 10 Alabama. Eight teams overall made the final Top 25 polls
- In 2013, eight SEC student-athletes were named NFCA First-Team All-Americans. Overall, 15 players were named to the first, second or third teams
- The SEC has earned 166 Louisville Slugger/NFCA All-America honors since 1997 with 70 First-Team selections, 57 Second-Team selections, 39 Third-Team selections
- The SEC had 33 student-athletes named to the 2013 Louisville Slugger/NFCA All-Region teams as 17 were named to the first team and 16 were named second team
- The SEC had 11 student-athletes named to the 2013 Capital One Academic All-District teams
- In 2013, the SEC had eight named to Capital One Academic All-America Teams including four on the top squad. Raven Chavanne (Tennessee) was named the Capital One Academic All-American of the Year
- In 2011, the SEC had a record nine national Player of the Week honors by nine different players
- Kayla Braud (Alabama) was selected as the 2013 Senior CLASS Award winner for Division I softball
- LSU leads the way with five regular season crowns, five tournament titles and eight division championships

