

2 0 1 6    B U L L D O G    S O F T B A L L



# MISSISSIPPI STATE

@HAILSTATESB





## TABLE OF CONTENTS

**MEDIA/PROGRAM INFORMATION 2**

2016 Quick Facts	2
This is Mississippi State Softball	3
Covering the Bulldogs	4
2016 Schedule	5
2016 Roster	6
2016 TV/Radio Lineup	Back cover

**2015 SEASON IN REVIEW 7**

2015 Season in Review: Notebook	7-8
MSU by the Numbers	8
2015 Game-by-Game Results	9
2015 Individual Statistics	10
2015 Game-By-Game Starters	11-12
2015 SEC Results	13

**COACHES & STAFF 14**

Head Coach Vann Stuedeman	14-16
The Stuedeman File	15
Stuedeman's Career Capsule	16
MSU Under Stuedeman	17
Assistant Coach Samantha Ricketts	18-19
Assistant Coach Tyler Bratton	20

**2016 BULLDOGS 21**

Kat Moore	21
Katie Anne Bailey	22
Cassady Knudsen	23
Reggie Harrison	24
Alexis Silkwood	25-26
Kayla Winkfield	27-28
Loryn Nichols	29-30
Emily Heimberger	31
Olivia Golden	32
Mackenzie Toler	33-34
Holly Ward	35
Caroline Seitz	36-37
Cori Cooper	37
Morgan Bell	38
Sarai Niu	39
Taylor Kelly	39
Calyn Adams	40
Amanda Ivy	41
Carmen Carter	42
Regan Green	43
Sabrina Turner	44

**HISTORY 45**

All-Time Series Records Versus Opponents	45-47
All-Time Scores by Opponent	48-57
Year-by-Year Results	58-65
All-Time Games Against Ranked Opponents	66-67
All-Time Extra-Inning Games	68
All-Time Run-Rule Games	68-69
All-Time Jersey Numbers	70
Nusz Park	71
Annual Statistical Leaders	72-74
Team Year-by-Year Records and Statistics	75
All-Time Grand Slams	76
Longest Hitting Streaks	76
Longest Winning Streaks	76
The Last Time	77-78

**RECORDS 79**

Team Records: Season	79-80
Team Records: Game	81
Individual Career Records	82-84
Individual Season Records	85-87
Individual Game Records	88
Career No-Hitters/Perfect Games	89
Class Records	90-91

**HONORS 92**

All-Americans	92-94
National Honors	95
Conference & Regional Honors	96
Team & Tournament Honors	97-98
Academic Awards & Honors	99-100
All-Time Letterwinners	101

**POSTSEASON PLAY 102**

NCAA Regional	102-103
SEC Tournament	104





## QUICK FACTS

### MISSISSIPPI STATE QUICK FACTS

Location \_\_\_\_\_ Starkville, Miss.  
 Founded \_\_\_\_\_ Feb. 28, 1878  
 Enrollment \_\_\_\_\_ 20,138  
 Conference \_\_\_\_\_ Southeastern (West)  
 Nickname \_\_\_\_\_ Bulldogs  
 Mascot \_\_\_\_\_ Bully  
 Colors \_\_\_\_\_ Maroon (PMS 202) and White  
 President \_\_\_\_\_ Dr. Mark E. Keenum  
 Sr. Assoc. AD/SWA \_\_\_\_\_ Ann Carr

### SOFTBALL STAFF

Head Coach \_\_\_\_\_ Vann Stuedeman (Huntingdon, 1994)  
 Year at Mississippi State \_\_\_\_\_ Fifth  
 Record at Mississippi State, Seasons \_\_\_\_\_ 141-90 (.610), Four  
 Career Record \_\_\_\_\_ Same  
 Assistant Coach \_\_\_\_\_ Samantha Ricketts (Oklahoma, 2009)  
 Year at Mississippi State \_\_\_\_\_ Second  
 Assistant Coach \_\_\_\_\_ Tyler Bratton (Mississippi State, 2007)  
 Year at Mississippi State \_\_\_\_\_ Third  
 Softball Office Phone Number \_\_\_\_\_ 662-325-0573  
 Certified Athletic Trainer \_\_\_\_\_ Kayleigh Zavadi  
 Strength and Conditioning Coach \_\_\_\_\_ Elizabeth Gore  
 Academic Advisor \_\_\_\_\_ Sawyer Bowering  
 Student Managers \_\_\_\_\_ Pat Grant, Stephen Spencer  
 Laken Shankle, Jamie Despoite

### FACILITY INFORMATION

Home Field \_\_\_\_\_ MSU Softball Stadium  
 Capacity \_\_\_\_\_ 1,000  
 Field Dimensions \_\_\_\_\_ L-200, C-220, R-200

### SOFTBALL HISTORY

Program Years \_\_\_\_\_ 1982-86; 1997-Present  
 All-Time Overall Record \_\_\_\_\_ 729-580 (.557)  
 All-Time Southeastern Conference Record \_\_\_\_\_ 233-295 (.441)  
 NCAA Tournament Appearances \_\_\_\_\_ 12  
 \_\_\_\_\_ (2000, 2002-05, 2007-09, 2012-15)  
 All-Time NCAA Tournament Record \_\_\_\_\_ 36 games: 12-24 (.333)  
 Southeastern Conference Tournament Appearances \_\_\_\_\_ 14  
 \_\_\_\_\_ (1998-2005, 2007-08, 2011-12, 2014-15)  
 All-Time Southeastern Conference Tournament Record \_\_\_\_\_ 11-22 (.333)

### 2015 REVIEW & 2016 PREVIEW

2015 Record \_\_\_\_\_ 36-21  
 2015 Southeastern Conference Record (Conference Finish) \_\_\_\_\_ 10-14 (10th)  
 Postseason \_\_\_\_\_ NCAA Lafayette Regional  
 Positional Starters Returning/Lost \_\_\_\_\_ 6/3  
 Pitchers Returning/Lost \_\_\_\_\_ 4/0  
 Letterwinners Returning/Lost \_\_\_\_\_ 13/7  
 Newcomers \_\_\_\_\_ 9

### MEDIA INFORMATION

Assistant Athletics Director/Media Relations \_\_\_\_\_ Bill Martin  
 Assistant Media Relations Director/  
 Softball Contact \_\_\_\_\_ Andrew Piper  
 Office Phone \_\_\_\_\_ 662-325-0972  
 Mobile Phone \_\_\_\_\_ 662-419-9183  
 E-mail \_\_\_\_\_ apiper@athletics.msstate.edu  
 Media Relations Fax \_\_\_\_\_ 662-325-2563  
 Mailing Address \_\_\_\_\_ P.O. Box 5327  
 \_\_\_\_\_ Mississippi State, MS 39762  
 Official MSU Athletics Web site \_\_\_\_\_ www.HailState.com  
 Mississippi State Softball Twitter \_\_\_\_\_ @HailStateSB





## THIS IS MISSISSIPPI STATE SOFTBALL



Mississippi State is in its 25th season of varsity softball since the restart of the program in 1997. The Bulldogs also fielded squads from 1982-86. This is also the 20th season of Southeastern Conference softball.



The Bulldogs will open a brand new facility on Feb. 11, 2016, a project that cost \$6 million in total and will include 1,000 Maroon chairback seats, a Daktronics videoboard and numerous other aspects (training room, locker room, additional standing room for fans). The facility will host the 2016 SEC Tournament.



In the previous 19 seasons, MSU has advanced to the NCAA Tournament 12 times, including seven of the last nine and four consecutive postseason events. The Bulldogs have won one postseason contest in each of the last three years, defeating Mississippi Valley State in 2013, Texas Southern in 2014 and Weber State in 2015.



The Bulldogs have had 13 National Fastpitch Coaches Association (NFCA) All-America honorees and seven Easton All-America selections.



During the 2015 campaign, first year assistant coach Samantha Ricketts helped the offense set MSU single-season records for batting average, home runs, runs batted in, slugging percentage and on-base percentage.



In 2013, MSU was selected as an Easton Team of the Year, joining Women's College World Series participants Florida and Texas, and had consecutive 30-win seasons for the first time since 1998-2008.



Since the National Fastpitch Coaches Association started giving the Diamond Catcher of the Year award in 1997, MSU leads all Division I institutions with four winners. Chelsea Bramlett received the honor from 2008-10 while Keri McCallum was the 2000 winner.



Mississippi State claims three USA National Team members as Bramlett (2010, 2009), Courtney Bures (2009) and Kellie Wilkerson (2005) have all suited up for the red, white and blue.



Former head coach Jay Miller was also the USA National Team head coach for 2009-10.



In addition to the USA National Team members, the Bulldogs claim 11 professional softball players. Bures was drafted 16th overall by the Washington Glory in 2008 and Iyhia McMichael led the Akron Racers to the 2005 title, hitting the game-winning home run off Jennie Finch.



A year earlier, in 2004, McMichael claimed the league's Most Valuable Player award and Wilkerson guided the New York/New Jersey Juggernaut to the National Pro Fastpitch title.



During 18 years of softball, Mississippi State student-athletes have not only shined on the field, but in the classroom as well. Bulldogs have accumulated a total of 10 Academic All-America honors and 19 Academic All-District awards. Bramlett was a two-time First Team Academic All-America honoree, in 2008 and 2010.





## COVERING THE BULLDOGS

The Mississippi State Media Relations Department welcomes your interest in Bulldog athletics. We make every effort to facilitate your coverage of our programs. For information on student-athletes or coaches, to set up interviews or photo shoots, or if you are in need of file photos, please contact us or, stop by our office (Bryan Building, Room 2221).

### CREDENTIALS

Due to free admission, no press or photo credentials are required for home games. However, due to limited seating availability inside the MSU Softball Stadium Press Box, all seating requests should be emailed to Andrew Piper at least 48 hours prior to each home game. For liability reasons, all photographers wishing to shoot the game should report to the press box pregame and notify MSU officials they are shooting on the field.

Space is very limited, so accommodations are on a priority basis: members of the media who cover MSU Softball on a regular basis and visiting media. Only working media will be allowed access to the press and photo areas. Non-working individuals, including family members of the working media, will not be permitted in the working press area.

### PRESS SERVICES

Weekly press releases, including individual and team statistics, as well as information on upcoming games, will be available at the beginning of each week in which the team competes. Members of the media can request to be added to the email list to automatically receive up-to-date information on MSU softball. On game days, game flipcards, individual and team stats and any pertinent pregame information are available in the press box.

### PHOTOGRAPHY

Photography permission for all MSU home games will be issued only to accredited photographers on assignment. Photographers may shoot ONLY on the grass area beyond the bases in foul territory. The MSU Athletic Department adheres to NCAA photography policies and reserves all commercial and non-commercial rights to use of film, videotape and still photographs of its athletes, athletic events and facilities. Following are general areas where photographers may setup from:

1. Outside of any facility barriers or fences
2. Foul territory behind first base bag
3. Foul territory behind third base bag
4. Dugouts (with permission from each team)

### INTERVIEWS

The Mississippi State softball team is scheduled to practice between 2:45 p.m. and 6 p.m. on days in which the team does not travel or play. All practices are open to the general public. Members of the working media are invited to attend all practices at Nusz Park, but are asked to let Andrew Piper in the Athletic Media Relations Office know you will be in attendance.

Interviews must be conducted before or after practice. Requests should be MADE 24 HOURS IN ADVANCE to ensure availability through Andrew Piper. In the event of a schedule change or bad weather, check softball's Twitter account at @HailStateSB or HailState.com for updated practice times.

For post-game interviews, head coach Vann Stuedeman and requested players will be available following a 10-minute cooling off period. Stuedeman will conduct her post-game radio interview before speaking to reporters, while players will address the media during Stuedeman's radio interview.

### MISSISSIPPI STATE ON THE WEB

All of the latest news concerning the Bulldog softball team, including notes, features, updated statistics and results, is available 24 hours a day on Mississippi State's official athletics website, HailState.com.

### MSU SOFTBALL CONTACT

Andrew Piper	Assistant Director/Softball
Office Phone	662-325-0972
Cell Phone	662-418-9183
Email	apiper@athletics.msstate.edu
Stadium Press Box Phone	TBD



## 2016 SCHEDULE

## FEBRUARY

<b>Thurs.-Sun. 11-14</b>	<b>BULLDOG KICKOFF (Starkville, Miss.)</b>	
<b>Thurs. 11</b>	<b>GEORGIA SOUTHERN</b>	5:30 PM
<b>Fri. 12</b>	<b>HOUSTON</b>	5:30 PM
<b>Sat. 13</b>	<b>TENNESSEE TECH</b>	2 PM
<b>Sat. 13</b>	<b>ALABAMA A&amp;M</b>	4:30 PM
<b>Sun. 14</b>	<b>HOUSTON</b>	11 AM
<b>Fri.-Sun. 19-21</b>	<b>Mardi Gras Invitational (Mobile, Ala.)</b>	
<b>Fri. 19</b>	<b>South Alabama</b>	5 PM
<b>Sat. 20</b>	<b>Southern Mississippi</b>	1:30 PM
<b>Sat. 20</b>	<b>SIU- Edwardsville</b>	6 PM
<b>Sun. 21</b>	<b>Samford</b>	12:15 PM
<b>Mon. 22</b>	<b>at Southeastern Louisiana</b>	5 PM
<b>Fri.-Sun. 26-28</b>	<b>Mississippi Gulf Coast Tournament (Gulfport, Miss.)</b>	
<b>Fri. 26</b>	<b>McNeese State</b>	8 PM
<b>Sat. 27</b>	<b>Incarname Word</b>	5:30 PM
<b>Sat. 27</b>	<b>Baylor</b>	8 PM
<b>Sun. 28</b>	<b>McNeese State</b>	12:30 PM

## MARCH

<b>Fri.-Sun. 4-6</b>	<b>Bulldog Slamboree (Starkville, Miss.)</b>	
<b>Fri. 4</b>	<b>TENNESSEE CHATTANOOGA</b>	6 PM
<b>Fri. 4</b>	<b>NORTHWESTERN STATE</b>	8:30 PM
<b>Sat. 5</b>	<b>LONGWOOD</b>	1 PM
<b>Sat. 5</b>	<b>CENTRAL ARKANSAS</b>	3:30 PM
<b>Sun. 6</b>	<b>WESTERN KENTUCKY</b>	2 PM
<b>Tues. 8</b>	<b>PENN STATE</b>	6 PM
<b>Fri.-Sun. 11-13</b>	<b>Long Beach State Tournment (Long Beach, Calif.)</b>	
<b>Fri. 11</b>	<b>UC Santa Barbara</b>	1:30 PM
<b>Fri. 11</b>	<b>UCLA</b>	6:30 PM
<b>Sat. 12</b>	<b>Cal State Fullerton</b>	11 AM
<b>Sat. 12</b>	<b>Long Beach State</b>	4 PM
<b>Sun. 13</b>	<b>Cal State Fullerton</b>	1:30 PM
<b>Fri. 18</b>	<b>AUBURN*</b>	6 PM
<b>Sat. 19</b>	<b>AUBURN*</b>	2 PM
<b>Sun. 20</b>	<b>AUBURN*</b>	2 PM
<b>Tue. 22</b>	<b>SOUTHEASTERN LOUISIANA</b>	5:30 PM
<b>Wed. 23</b>	<b>CENTRAL ARKANSAS</b>	6 PM
<b>Fri. 25</b>	<b>at Tennessee*</b>	5 PM
<b>Sat. 26</b>	<b>at Tennessee*</b>	1 PM
<b>Sun. 27</b>	<b>at Tennessee*</b>	1 PM
<b>Wed. 30</b>	<b>UAB</b>	6 PM

## APRIL

<b>Sat. 2</b>	<b>OLE MISS*</b>	6 PM
<b>Sun. 3</b>	<b>OLE MISS*</b>	6 PM
<b>Mon. 4</b>	<b>OLE MISS*</b>	6 PM
<b>Wed. 6</b>	<b>SOUTH ALABAMA</b>	6 PM
<b>Fri. 8</b>	<b>at Alabama*</b>	6:30 PM
<b>Sat. 9</b>	<b>at Alabama*</b>	2 PM
<b>Sun. 10</b>	<b>at Alabama*</b>	1:30 PM
<b>Wed. 13</b>	<b>at Louisiana Tech</b>	5:30 PM
<b>Fri. 15</b>	<b>LSU*</b>	5:30 PM
<b>Sat. 16</b>	<b>LSU*</b>	7 PM
<b>Sun. 17</b>	<b>LSU*</b>	3:30 PM
<b>Tue. 19</b>	<b>SOUTHERN MISSISSIPPI</b>	6 PM
<b>Fri. 22</b>	<b>at Florida*</b>	5 PM
<b>Sat. 23</b>	<b>at Florida*</b>	Noon
<b>Sun. 24</b>	<b>at Florida*</b>	4 PM
<b>Wed. 27</b>	<b>at Mississippi Valley State</b>	6 PM
<b>Fri. 29</b>	<b>MISSOURI*</b>	6 PM
<b>Sat. 30</b>	<b>MISSOURI*</b>	3:30 PM

## MAY

<b>Sun. 1</b>	<b>MISSOURI*</b>	3:30 PM
<b>Fri. 6</b>	<b>at Kentucky*</b>	5 PM
<b>Sat. 7</b>	<b>at Kentucky*</b>	2 PM
<b>Sun. 8</b>	<b>at Kentucky*</b>	Noon

## POSTSEASON

<b>Wed.-Sat. May 11 - 14</b>	<b>SEC Tournament (Starkville, Miss.)</b>	<b>TBA</b>
<b>Fri.-Sun. May 20 - 22</b>	<b>NCAA Regional</b>	<b>TBA</b>
<b>Thurs.-Sun. May 26 - 29</b>	<b>NCAA Super Regional</b>	<b>TBA</b>
<b>Wed.-Tues. June 1 - 7</b>	<b>NCAA Women's College World Series</b>	<b>TBA</b>
	<b>(ASA Hall of Fame Stadium, Oklahoma City, Okla.)</b>	

*All times Central and subject to change*

*Home games in bold caps*

*\* - Southeastern Conference game*

*SECN - SEC Network broadcast*





## 2016 ROSTER

## NUMERICAL ROSTER

No.	Name	Ht.	B/T	Cl.	Position	Hometown (High School)
2	Kat Moore	5-4	R/L	Fr.	UTL	Holly Springs, Miss./Marshall Academy
3	Katie Anne Bailey	5-6	R/R	Jr.	C/UTL	Madison, Miss./Madison Central
4	Cassady Knudsen	5-9	R/R	So.	P	Altoona, Iowa/Southeast Polk
*7	Jessica Harrison	5-9	R/R	Jr.	INF	Magnolia, Texas/Magnolia
8	Alexis Silkwood	5-4	L/L	Jr.	P	East Alton, Ill./Marquette Catholic
9	Kayla Winkfield	5-8	L/R	Sr.	SS	Giddings, Texas/Giddings
10	Loryn Nichols	5-4	L/R	Sr.	OF	Murrieta, Calif./Murrieta Valley
11	Emily Heimberger	5-4	L/R	Fr.	INF	Pawleys Island, S.C./Waccamaw
12	Olivia Golden	5-5	R/R	R-So.	INF	Hartselle, Ala./Hartselle
13	Mackenzie Toler	5-9	L/L	Jr.	UTL/P	Fayetteville, Ga./Whitewater
14	Holly Ward	5-9	R/R	So.	P	Haleyville, Ala./Haleyville
15	Caroline Seitz	5-9	R/R	Jr.	INF	Birmingham, Ala./Oak Mountain
18	Cori Cooper	5-11	R/R	Fr.	P	Magnolia, Texas/Magnolia
19	Morgan Bell	5-7	R/R	So.	UTL	Braselton, Ga./Mill Creek
21	Sarai Niu	5-10	R/R	Fr.	INF	Chula Vista, Calif./Cathedral Catholic
23	Taylor Kelly	5-8	R/R	Fr.	INF	Calhoun, Ga./Calhoun
24	Calyn Adams	5-7	L/R	So.	INF/C	Chesterfield, Va./Homeschooled
25	Amanda Ivy	5-8	R/R	Jr.	UTL	Batesville, Miss./South Panola
31	Carmen Carter	5-10	R/R	So.	UTL	Jackson, Miss./Madison-Ridgeland
33	Regan Green	5-5	R/R	Fr.	P	Hebron, Md./Laurel
34	Sabrina Turner	5-9	R/R	Fr.	UTL	Gulfport, Miss./St. Patrick Catholic
44	Madison Cousineau	5-7	R/R	Fr.	C	Otto, N.C./Franklin

**Head Coach:** Vann Stuedeman (Huntingdon '94), fifth season at Mississippi State

**Assistant Coaches:** Samantha Ricketts (Oklahoma '09), second season at Mississippi State;

Tyler Bratton (Mississippi State '07), third season at Mississippi State

\* - Reggie Harrison will sit out the 2016 season due to NCAA transfer regulations

## ALPHABETICAL ROSTER

Name	No.
Adams, Calyn	24
Bailey, Katie Anne	3
Bell, Morgan	19
Carter, Carmen	31
Cooper, Cori	18
Cousineau, Madison	44
Golden, Olivia	12
Green, Regan	33
Harrison, Reggie	7
Heimberger, Emily	11
Ivy, Amanda	25
Kelly, Taylor	23
Knudsen, Cassady	4
Moore, Kat	2
Nichols, Loryn	10
Niu, Sarai	21
Seitz, Caroline	15
Silkwood, Alexis	8
Toler, Mackenzie	13
Turner, Sabrina	34
Ward, Holly	14
Winkfield, Kayla	9

## BREAKDOWN BY CLASS

Seniors	2
Nichols, Winkfield	
Juniors	6
Bailey, Ivy, Toler, Seitz, Silkwood	
Sophomores	6
Adams, Bell, Carter, Golden, Knudsen, Ward	
Freshmen	8
Cooper, Cousineau, Green, Heimberger, Kelly, Moore, Niu, Turner	

## BREAKDOWN BY POSITION

Catcher	2
Bailey, Cousineau	
First Base	3
Bell, Kelly, Niu	
Second Base	3
Adams, Golden, Heimberger	
Third Base	3
Bell, Niu, Seitz	
Shortstop	1
Winkfield	
Outfield	5
Bell, Carter, Ivy, Moore, Nichols	
Pitcher	6
Cooper, Green, Knudsen, Silkwood, Turner, Ward	

## PRONUNCIATION GUIDE

Name	Pronunciation
(Madison) COUSINEAU	KOOZ-ih-know
(Cassady) KNUDSEN	kuh-NUD-sin
SARAI NIU	SUH-rye new
(Caroline) SEITZ	SIGHTS



## BULLDOG NOTEBOOK

### LEADING OFF

- The Bulldogs are coming off a 2015 campaign that saw new program records set for batting average (.312), home runs (54), RBI (294), slugging percentage (.495) and on-base percentage (.411) in year one of assistant coach Samantha Ricketts.
- State had 15 come-from-behind wins in 2015 and have 50 in four seasons under head coach Vann Stuedeman.
- MSU added former Oklahoma All-American and USSA Pride player Keilani Ricketts as a Volunteer Assistant to work along side her sister, MSU hitting coach, Samantha.
- Junior Alexis Silkwood was a workhorse for the Bulldogs last season as she made 47 appearances and 35 starts in the circle and posted a 26-16 record en route to a spot on the NFCA All-South Region third team and two SEC Pitcher of the Week honors. Among the SEC's best, Silkwood ranked first in appearances, second in the SEC in innings pitched, batters struck out and tied for second in wins.
- Junior Caroline Seitz has started all 117 games at third base in which she has been a member of the Bulldogs over the past two seasons. In 2015, Seitz led the Bulldogs in doubles (16), home runs (15), RBI (54), total bases (123) and slugging percentage (.631).
- Kayla Winkfield made her junior season count as she recorded 13 extra-base hits in 2015 through 172 at bats after having recorded only one through her first two seasons at MSU in 173 at bats.
- Behind the plate in 2015, Katie Anne Bailey led the SEC in runners caught stealing with 16.

### FOUR-FOR-FOUR

Bulldog skipper Vann Stuedeman has guided her teams to four NCAA tournament berths in her four years in Starkville. The four-season run makes Stuedeman only the eighth coach to reach four NCAA tournaments in their first four years at their current school. Stuedeman joins seven other elite coaches including fellow SEC coaches Patrick Murphy (Alabama), Tim Walton (Florida), Ehren Earlywine (Missouri) and Beth Torina (LSU).

The four consecutive tournament trips tie a program record (2002-05).

### EIGHT WINS AGAINST RANKED TEAMS

During the 2015 season, State took on 22 ranked teams and recorded eight wins against those teams, three of which came against teams ranked among the nation's top eight (No. 1 LSU, No. 2 Florida, No. 8 Georgia). The total is tied with the 2002 squad for the second most in a year in program history, just two behind the 2004 team. In the last two years combined, the Bulldogs have claimed 16 victories against top-25 opponents.

### A SUCCESSFUL SEC SEASON

The Bulldogs finished the 2015 SEC season with 10 wins for the second-straight season, the most since recording 12 in 2012. The total was tied for the second most in the last five seasons.

### LOTS OF NON-CONFERENCE WINS

Mississippi State tallied 26 non-league wins during the regular season, just a notch below its 28 from the 2014 season.

### STUNTING IN THE CLASSROOM

In 20 years of softball competition since the program restarted in 1997, Mississippi State players have excelled in the classroom. MSU student-athletes have accumulated 10 CoSIDA Academic All-America honors and 20 academic all-district awards. Bramlett was a two-time First Team Academic All-America honoree, in 2008 and 2010.

### 20 GOING ON 25

Mississippi State is in its 25th season of varsity softball. The Bulldogs also fielded squads from 1982-86. In the previous 19 season stretch, MSU has advanced to the NCAA Tournament 12 times, including seven of the last nine and four consecutive postseason events. The Bulldogs have won one postseason contest in each of the last three years, defeating Mississippi Valley State 2-1 in 2013, Texas Southern 5-3 in 2014 and Weber State 2-0 in 2015.

The Bulldogs enter 2016 looking to make a fifth-straight NCAA Tournament appearance for the first time in program history.

### WOMEN ON THE RUN

The basepaths belong to the Maroon & White, or at least that is what statistics might suggest. Last season, Bulldog base runners safely swiped 101 bags in 115 attempts, and during Stuedeman's tenure at MSU, the Bulldogs have stolen a total of 395 bases. During her time at MSU, Stuedeman's teams have never ranked lower than 33rd nationally in stolen bases.

### ONE RUN GAMERS

In 2014, State was 10-7 in one-run games and has had a winning record in such games in Stuedeman's tenure. MSU was 11-10 in 2013 and 9-7 in 2012 for an overall mark of 30-24 in one-run games in the past three seasons. State finished 6-7 in such games in 2015.

### SILKY SMOOTH

Junior pitcher Alexis Silkwood dominated batters last season, tallying up 216 strikeouts in 235.2 innings pitched while winning 26 games in 35 starts and 47 appearances. In just two seasons, Silkwood owns 40 wins (sixth most in school history), 383 strikeouts (fourth highest all-time) and 33 complete games (fifth highest all-time). The secondary education major owns five total SEC honors, which is the most in the history of Mississippi State softball; she was named to 2015 Academic All-Southeastern Conference team as well as receiving National Fastpitch Coaches Association All-America Scholar-Athlete honors for the 2014-15 academic year.

### SEITZ SET ON SUCCESS

Junior Caroline Seitz continues to climb the MSU career record books as she ranks seventh in home runs (23) and tied for eighth in doubles (36).

In her young career, Seitz has started and played in all 117 games at third base over two seasons. As a sophomore led the Bulldogs in doubles (16), home runs (15), RBI (54), total bases (123) and slugging percentage (.631)

She capped her freshman campaign in 2014 with a selection to the National Fastpitch Coaches Association (NFCA) All-South Region





# BULLDOG NOTEBOOK

First Team. Seitz was also a Top 25 Finalist for the NFCA Freshman of the Year Award. She led the Bulldogs with a .340 batting average, 64 hits, 20 doubles, 19 multiple-hit games and a .617 slugging percentage while starting all 60 games at third base.

## SILKY SMOOTH

Through her first two seasons, Alexis Silkwood has been named Southeastern Conference Pitcher of the Week three times (March 30 & April 6, 2015 and April 21, 2014). In 2014 she was selected as the SEC Freshman of the Week on Feb. 17 and March 3.

She became the first pitcher in program history to be named SEC Pitcher of the Week twice in a season. Her five SEC honors already sets an MSU record for SEC honors in a Bulldog career.

## WE DON'T MOVE

One of the key offensive philosophies over the past two seasons has been the concept of staying in the batter's box. Assistant coach Tyler Bratton brought the mind-set over from MSU baseball, where he was the director of operations. In 2014, MSU owned a program-record, and NCAA Division I-leading, 88 hit by pitches.

The 88 HBP led to 23 runs for the Bulldogs and were deciding factors in six victories from one-run games in 2014.

The Bulldogs were plunked an SEC Tournament single-game record eight times in the opener vs. No. 16 Kentucky.

During the 2015 season, MSU recorded 72 HBP, which ranked third in the SEC.

## PITCHING IS HER THING

During head coach Vann Stuedeman's 11 years as the pitching coach at the University of Alabama, she compiled a very impressive resume. A closer look at the pitching success Stuedeman has overseen at Alabama and MSU:

Number	Category
257	Shutouts
27	No-hitters
26	SEC Pitchers of the Week
15	All-South Region Honors
11	All-America Honors
11	All-SEC Honors
5	National Players of the Week
3	SEC Pitchers of the Year
3	Perfect games
2	SEC Freshmen of the Year
1	SEC Tournament MVP

## GREEN IS GATORADE PLAYER OF THE YEAR

Freshman pitcher Regan Green was named the 2015 and 2014 Gatorade Softball Player of the Year in back-to-back seasons to close out her high school career. The Laurel High School graduate helped her team to a pair of Delaware Interscholastic Athletic Association state championships. Green will get her first real experience this spring and joins Bulldog sophomore Holly Ward in the rotation as Ward was the 2014 Gatorade Softball Player of the Year in the state of Alabama.

## MISSISSIPPI STATE BY THE NUMBERS

<b>Mississippi State's record when ...</b>			
Home	20-10	Scores first	22-2
Away	12-7	Opp. scores first	14-19
Neutral	4-4	After 4 leading	26-1
		After 4 trailing	7-19
Day	0-0	After 4 tied	3-1
Night	0-0	After 5 leading	27-1
		After 5 trailing	4-19
1-Run games	6-7	After 5 tied	5-1
2-Run games	8-2	After 6 leading	27-3
5+Run games	17-9	After 6 trailing	4-14
		After 6 tied	2-1
Extra innings	2-2	Hit 0 home runs	9-15
Shutouts	7-3	Hit 1 home run	12-5
		Hit 2+ home runs	15-1
Scoring 0-2 runs	2-11	Opponent 0 home runs	21-6
Scoring 3-5 runs	8-6	Opponent 1 home run	10-7
Scoring 6-9 runs	19-4	Opponent 2+ HRs	5-8
Scoring 10+ runs	7-0	Made 0 errors	13-7
Opponent 0-2 runs	19-1	Made 1 error	14-6
Opponent 3-5 runs	12-8	Made 2+ errors	9-8
Opponent 6-9 runs	5-7		
Opponent 10+ runs	0-5		
Scored in 1st inning	19-4		
		Opp. made 0 errors	10-10
		Opp. made 1 error	11-7
		Opp. made 2+ errors	15-4
		Outhit opponent	29-4
		Outhit by opponent	2-15
		Hits are tied	5-2
		<b>General summary:</b>	
		Longest winning streak	9
		Longest losing streak	5
		Home attendance	16768
		(30 dates avg = 559)	
		Away attendance	14006
		(27 dates avg = 519)	
		Total attendance	30774
		(57 dates avg = 540)	



## 2015 GAME-BY-GAME RESULTS

DATE	OPPONENT	W/L	SCORE	MSU R-H-E	OPPONENT R-H-E	INNINGS	OVERALL RECORD	SEC RECORD	PITCHER OF RECORD	ATT	TIME
2/5	#MISS. VALLEY STATE	W	8-0	8-9-0	0-1-1	6	1-0-0	0-0-0	Silkwood (W 1-0)	606	2:05
2/6	#MIDDLE TENNESSEE	W	9-1	9-13-0	1-2-1	6	2-0-0	0-0-0	Ward (W 1-0)	551	1:50
2/7	#SAINT LOUIS	W	3-2	3-5-0	2-5-0	7	3-0-0	0-0-0	Silkwood (W 2-0)	727	2:07
2/7	#AUSTIN PEAY	W	8-0	8-12-2	0-3-2	5	4-0-0	0-0-0	Ward (W 2-0)	727	1:39
2/8	#SAINT LOUIS	W	8-3	8-13-1	3-7-2	7	5-0-0	0-0-0	Ward (W 3-0)	331	2:15
2/11	&LOUISIANA TECH	W	6-4	6-9-0	4-8-1	7	6-0-0	0-0-0	Silkwood (W 3-0)	159	2:04
2/13	&ILLINOIS	W	9-8	9-10-1	8-11-0	7	7-0-0	0-0-0	Silkwood (W 4-0)	217	2:14
2/14	&UT MARTIN	W	4-2	4-8-0	2-8-1	7	8-0-0	0-0-0	Silkwood (W 5-0)	509	1:58
2/14	&LAMAR	W	7-1	7-10-1	1-5-0	7	9-0-0	0-0-0	Silkwood (W 6-0)	572	1:53
2/15	&ILLINOIS	L	3-4	3-9-0	4-7-0	7	9-1-0	0-0-0	Ward (L 3-1)	326	2:00
2/19	SOUTHEASTERN LA.	W	4-3	4-6-3	3-4-0	7	10-1-0	0-0-0	Silkwood (W 7-0)	192	2:09
2/21	PENN STATE	W	9-3	9-6-1	3-4-4	7	11-1-0	0-0-0	Silkwood (W 8-0)	102	2:20
2/21	PENN STATE	W	10-5	10-13-0	5-10-2	6	12-1-0	0-0-0	Ward (W 4-1)	102	2:19
2/22	PENN STATE	W	10-2	10-9-1	2-6-0	5	13-1-0	0-0-0	Silkwood (W 9-0)	208	1:55
2/24	at UAB	L	4-5	4-10-0	5-6-0	(8)	13-2-0	0-0-0	Silkwood (L 9-1)	247	2:34
2/27	\$vs. Minnesota	L	0-5	0-1-6	5-4-0	7	13-3-0	0-0-0	Silkwood (L 9-2)	---	1:52
2/27	\$vs. Maryland	W	6-2	6-8-2	2-4-0	7	14-3-0	0-0-0	Silkwood (W 10-2)	238	2:29
3/1	\$vs. Miami (Ohio)	W	3-1	3-2-1	1-2-0	7	15-3-0	0-0-0	Toler (W 1-0)	237	2:05
3/1	\$vs. Notre Dame	W	6-1	6-10-1	1-3-2	7	16-3-0	0-0-0	Silkwood (W 11-2)	287	2:13
3/4	KENNESAW STATE	W	4-2	4-12-1	2-6-0	7	17-3-0	0-0-0	Silkwood (W 12-2)	311	2:49
3/6	*GEORGIA	L	1-6	1-5-1	6-6-0	7	17-4-0	0-1-0	Silkwood (L 12-3)	419	2:02
3/7	*GEORGIA	L	1-9	1-2-1	9-9-1	5	17-5-0	0-2-0	Toler (L 1-1)	816	1:43
3/8	*GEORGIA	W	8-7	8-12-1	7-10-2	(9)	18-5-0	1-2-0	Silkwood (W 13-3)	781	2:49
3/13	*TEXAS A&M	W	7-0	7-7-1	0-6-2	7	19-5-0	2-2-0	Silkwood (W 14-3)	601	2:14
3/14	*TEXAS A&M	L	8-10	8-7-2	10-10-2	7	19-6-0	2-3-0	Silkwood (L 14-4)	859	3:03
3/15	*TEXAS A&M	W	7-5	7-14-3	5-6-2	7	20-6-0	3-3-0	Silkwood (W 15-4)	798	2:47
3/17	at Southeastern La.	W	16-1	16-18-0	1-3-2	5	21-6-0	3-3-0	Ward (W 5-1)	298	1:38
3/20	*at Ole Miss	W	8-6	8-11-0	6-10-1	7	22-6-0	4-3-0	Silkwood (W 16-4)	299	2:42
3/21	*at Ole Miss	L	7-8	7-13-0	8-8-0	(9)	22-7-0	4-4-0	Silkwood (L 16-5)	---	3:48
3/21	*at Ole Miss	L	8-14	8-15-2	14-13-2	7	22-8-0	4-5-0	Silkwood (L 16-6)	909	3:03
3/25	at Southern Miss	W	10-0	10-10-1	0-0-2	6	23-8-0	4-5-0	Silkwood (W 17-6)	---	1:55
3/25	at Southern Miss	W	12-6	12-11-3	6-9-2	7	24-8-0	4-5-0	Ward (W 6-1)	1074	2:52
3/27	*FLORIDA	L	2-3	2-4-0	3-5-1	7	24-9-0	4-6-0	Silkwood (L 17-7)	689	2:40
3/28	*FLORIDA	L	2-16	2-3-3	16-9-1	5	24-10-0	4-7-0	Ward (L 6-2)	721	1:58
3/29	*FLORIDA	W	5-3	5-7-1	3-7-0	7	25-10-0	5-7-0	Silkwood (W 18-7)	792	2:22
3/31	at Lipscomb	W	1-0	1-4-1	0-2-1	7	26-10-0	5-7-0	Silkwood (W 19-7)	104	2:17
4/4	*at Arkansas	W	3-0	3-9-0	0-3-1	7	27-10-0	6-7-0	Silkwood (W 20-7)	567	1:48
4/5	*at Arkansas	W	3-2	3-7-0	2-6-1	7	28-10-0	7-7-0	Knudsen (W 1-0)	401	1:18
4/6	*at Arkansas	W	16-4	16-12-0	4-5-4	6	29-10-0	8-7-0	Silkwood (W 21-7)	378	2:48
4/8	LSU	W	9-4	9-11-1	4-13-3	7	30-10-0	8-7-0	Silkwood (W 22-7)	902	2:53
4/10	*at Missouri	L	2-3	2-6-2	3-6-1	7	30-11-0	8-8-0	Silkwood (L 22-8)	1608	2:27
4/11	*at Missouri	W	8-4	8-12-2	4-8-3	7	31-11-0	9-8-0	Toler (W 2-1)	1276	2:57
4/12	*at Missouri	L	2-10	2-3-2	10-7-1	5	31-12-0	9-9-0	Silkwood (L 22-9)	781	2:00
4/15	SOUTH ALABAMA	L	2-3	2-4-1	3-4-1	(8)	31-13-0	9-9-0	Silkwood (L 22-10)	862	2:15
4/17	*TENNESSEE	L	3-4	3-12-2	4-8-0	7	31-14-0	9-10-0	Silkwood (L 22-11)	881	2:55
4/18	*TENNESSEE	L	3-5	3-3-2	5-7-1	7	31-15-0	9-11-0	Ward (L 6-3)	1362	2:23
4/19	*TENNESSEE	L	8-16	8-8-0	16-15-0	6	31-16-0	9-12-0	Silkwood (L 22-12)	1089	3:01
4/22	MEMPHIS	W	11-3	11-9-0	3-6-1	5	32-16-0	9-12-0	Knudsen (W 2-0)	742	1:48
4/25	at Georgia Southern	W	6-2	6-12-2	2-4-0	7	33-16-0	9-12-0	Silkwood (W 23-12)	322	2:28
4/26	at Georgia Southern	W	7-5	7-11-2	5-5-1	(9)	34-16-0	9-12-0	Silkwood (W 24-12)	401	2:56
5/1	*at South Carolina	L	3-6	3-9-1	6-13-2	7	34-17-0	9-13-0	Silkwood (L 24-13)	1258	2:36
5/2	*at South Carolina	W	9-6	9-12-2	6-7-3	7	35-17-0	10-13-0	Silkwood (W 25-13)	1480	3:05
5/3	*at South Carolina	L	1-9	1-5-1	9-8-0	6	35-18-0	10-14-0	Toler (L 2-2)	1389	2:26
5/6	^vs. Missouri	L	0-9	0-1-0	9-9-0	6	35-19-0	10-14-0	Silkwood (L 25-14)	---	2:10
5/15	%vs. Baylor	L	4-8	4-7-0	8-10-2	7	35-20-0	10-14-0	Silkwood (L 25-15)	---	2:48
5/16	%vs. Weber State	W	2-0	2-3-0	0-3-1	7	36-20-0	10-14-0	Silkwood (W 26-15)	224	2:11
5/17	%vs. Baylor	L	0-2	0-5-1	2-7-0	7	36-21-0	10-14-0	Silkwood (L 26-16)	227	2:27

## HOME GAMES IN BOLD, CAPS

# = Bulldog Kickoff Classic (Starkville, Miss.)&amp; = February Freezer (Starkville, Miss.)

\$ = Citrus Classic (Orlando, Fla.)\* = Southeastern Conference game

^ = SEC Tournament (Baton Rouge, La.)% = NCAA Tournament Lafayette Regional (Lafayette, La.)

() extra inning game





Returning players in bold.

## 2015 INDIVIDUAL STATISTICS

## 2015 BATTING STATISTICS

Player	AVG	GP-GS	AB	R	H	2B	3B	HR	RBI	TB	SLG%	BB	HBP	SO	GDPOB%	SF	SH	SB-ATT	PO	A	E	FLD%	
Mackenzie Toler	.347	54-54	150	20	52	9	0	7	38	82	.547	37	4	21	2	.484	1	0	1-1	0	1	0	1.000
SEC	.358	24-24	67	7	24	1	0	4	20	37	.552	18	3	9	1	.506	1	0	0-0	0	1	0	1.000
Alexis Silkwood	.341	32-31	82	17	28	5	0	3	21	42	.512	6	14	7	0	.462	2	0	2-3	13	65	1	.982
SEC	.294	17-17	51	11	15	3	0	1	10	21	.412	3	6	4	0	.393	1	0	0-1	9	20	1	.967
Katie Anne Bailey	.331	57-57	178	43	59	9	8	5	34	99	.556	21	7	23	1	.416	3	5	11-13	313	40	7	.981
SEC	.276	24-24	76	17	21	1	2	5	12	41	.539	11	2	9	1	.378	1	1	2-3	121	14	6	.957
Kayla Winkfield	.331	57-57	172	35	57	9	4	0	22	74	.430	4	8	25	0	.369	3	1	28-31	87	88	13	.931
SEC	.276	24-24	76	10	21	3	3	0	8	30	.395	2	4	14	0	.329	0	0	7-7	39	30	7	.908
Julia Echols	.329	53-53	155	39	51	8	2	9	28	90	.581	26	15	19	1	.467	1	5	3-5	91	77	10	.944
SEC	.349	24-24	83	20	29	4	2	3	10	46	.554	6	5	10	0	.421	1	1	0-1	45	31	4	.950
Amanda Ivy	.326	57-54	135	35	44	5	2	5	38	68	.504	23	4	31	1	.433	2	10	6-6	71	1	0	1.000
SEC	.295	24-23	61	14	18	3	0	2	10	27	.443	12	2	11	0	.427	0	5	0-0	40	0	0	1.000
Loryn Nichols	.323	56-54	124	34	40	2	0	0	5	42	.339	21	2	33	0	.429	0	2	34-34	58	1	3	.952
SEC	.239	23-22	46	9	11	0	0	0	2	11	.239	8	1	17	0	.364	0	2	8-8	30	0	1	.968
Calyn Adams	.321	25-8	28	4	9	3	0	1	12	15	.536	6	4	4	0	.500	0	0	0-0	15	10	0	1.000
SEC	.400	9-2	5	1	2	0	0	0	2	2	.400	3	1	2	0	.667	0	0	0-0	1	0	0	1.000
Caroline Seitz	.318	57-57	195	34	62	16	0	15	54	123	.631	15	0	18	1	.363	2	2	2-2	66	113	17	.913
SEC	.333	24-24	81	13	27	8	0	4	17	47	.580	13	0	8	0	.426	0	2	0-0	30	56	5	.945
Katie Gentle	.295	37-16	61	9	18	5	0	3	12	32	.525	5	0	10	0	.343	1	0	2-2	23	0	0	1.000
SEC	.355	18-8	31	5	11	2	0	3	10	22	.710	2	0	4	0	.382	1	0	0-0	12	0	0	1.000
Morgan Bell	.250	45-20	76	6	19	4	0	1	12	26	.342	7	1	18	0	.321	0	0	0-0	55	1	0	1.000
SEC	.310	18-6	29	3	9	1	0	0	7	10	.345	2	1	10	0	.375	0	0	0-0	17	1	0	1.000
Erika Gaul	.213	51-47	122	16	26	7	0	5	16	48	.393	13	6	21	0	.319	0	1	1-1	310	11	8	.976
SEC	.192	21-20	52	7	10	2	0	2	6	18	.346	4	1	9	0	.263	0	1	0-0	121	6	4	.969
Ashley Phillips	.184	46-31	38	16	7	2	0	0	1	9	.237	9	6	11	0	.415	0	1	8-12	21	3	0	1.000
SEC	.263	18-14	6	3	5	0	0	0	0	0	.000	1	3	3	0	.400	0	0	1-2	9	2	0	1.000
Carmen Carter	1.000	16-0	1	6	1	0	0	0	0	1	1.000	0	0	0	0	1.000	0	0	0-0	0	0	0	.000
SEC	.000	3-0	0	1	0	0	0	0	0	0	.000	0	0	0	0	.000	0	0	0-0	0	0	0	.000
Madison Arroyo	.500	32-0	2	12	1	0	0	0	1	1	.500	1	1	1	0	.750	0	0	3-4	3	2	0	1.000
SEC	.000	13-0	0	4	0	0	0	0	0	0	.000	0	0	0	0	.000	0	0	0-0	0	0	0	.000
Claire Stucker	.333	3-0	3	0	1	0	0	0	0	1	.333	0	0	2	0	.333	0	0	0-0	0	0	0	.000
SEC	.000	0-0	0	0	0	0	0	0	0	0	.000	0	0	0	0	.000	0	0	0-0	0	0	0	.000
Demi Blaker	.000	2-0	0	0	0	0	0	0	0	0	.000	0	0	0	0	.000	0	0	0-1	0	0	0	.000
SEC	.000	0-0	0	0	0	0	0	0	0	0	.000	0	0	0	0	.000	0	0	0-0	0	0	0	.000
MSU	.312	57-57	1522	326	475	84	16	54	294	753	.495	194	72	244	6	.411	15	27	101-115	1129	438	60	.963
SEC games	.298	24	664	125	198	28	7	24	114	312	.470	85	29	110	2	.398	5	12	18-22	476	173	28	.959
Opponents	.253	57-57	1489	253	377	54	7	52	224	601	.404	208	51	312	9	.362	8	22	51-67	1092	433	63	.960
SEC games	.298	24	644	156	192	25	6	34	140	331	.514	128	33	116	7	.435	7	15	30-37	482	183	31	.955

## 2015 PITCHING STATISTICS

Player	ERA	W-L	APP	GS	CG	SHO/CBO	SV	IP	H	R	ER	BB	SO	2B	3B	HR	B/AVG	WPHBP	BK	SFA	SHA	
Alexis Silkwood	2.85	26-16	47	35	24	6/0	2	235.2	214	127	96	118	216	28	4	24	.237	8	19	6	5	11
SEC	4.00	8-10	21	15	10	2/0	1	98.0	106	74	56	67	76	11	4	14	.277	4	13	3	5	7
Mackenzie Toler	3.84	2-2	17	6	0	0/0	0	31.0	20	21	17	21	28	1	0	12	.179	5	10	1	0	3
SEC	6.86	1-2	12	5	0	0/0	0	16.1	15	19	16	17	13	1	0	11	.250	4	6	1	0	3
Cassady Knudsen	4.94	2-0	21	4	1	0/0	0	45.1	54	42	32	23	30	11	1	8	.277	3	4	0	0	1
SEC	6.09	1-0	10	1	0	0/0	0	23.0	32	25	20	16	12	8	1	5	.317	3	2	0	0	1
Holly Ward	5.98	6-3	20	12	2	1/0	0	64.1	89	63	55	46	38	14	2	8	.253	19	51	8	8	7
SEC	10.50	0-2	10	3	0	0/0	0	21.1	39	38	32	28	15	5	1	4	.386	2	12	1	2	4
MSU Totals	3.72	36-21	57	57	27	7/0	2	376.1	377	253	200	208	312	54	7	52	.253	19	51	8	8	22
SEC games	5.47	10-14	24	24	10	2/0	1	158.2	192	156	124	128	116	25	6	34	.298	13	33	5	7	15
Opponents	5.15	21-36	57	57	16	3/1	3	364.0	475	326	268	194	244	84	16	54	.312	24	72	0	15	27
SEC games	4.10	14-10	24	24	10	0/0	1	160.2	198	125	94	85	110	28	7	24	.298	8	29	0	5	12



## GAME-BY-GAME STARTERS BY BATTING ORDER

Date	No. (#)	Record	Opponent	1	2	3	4	5	6	7	8	9
Feb. 5	1 (1)	1-0	MVSU	Seitz	Nichols	Bell	Phillips	Bailey	Echols	Silkwood	Ivy	Winkfield
Feb. 6	2 (1)	1-0	Middle Tennessee	Seitz	Phillips	Bailey	Toler	Gaul	Echols	Nichols	Winkfield	Ivy
Feb. 7	3 (1)	1-0	Saint Louis	Seitz	Echols	Bailey	Toler	Bell	Gentle	Nichols	Winkfield	Ivy
Feb. 7	4 (1)	1-0	Austin Peay	Seitz	Nichols	Bailey	Toler	Bell	Gaul	Adams	Winkfield	Ivy
Feb. 8	5 (1)	1-0	Saint Louis	Seitz	Echols	Bailey	Toler	Bell	Gaul	Phillips	Winkfield	Nichols
Feb. 12	6 (1)	1-0	Louisiana Tech	Phillips	Nichols	Bailey	Seitz	Gaul	Toler	Bell	Adams	Winkfield
Feb. 13	7 (1)	1-0	Illinois	Bailey	Echols	Seitz	Gaul	Toler	Bell	Nichols	Winkfield	Ivy
Feb. 14	8 (1)	1-0	UT Martin	Bailey	Echols	Seitz	Gaul	Bell	Silkwood	Nichols	Winkfield	Ivy
Feb. 14	9 (1)	1-0	Lamar	Bailey	Echols	Seitz	Gaul	Phillips	Silkwood	Nichols	Winkfield	Ivy
Feb. 15	10 (1)	0-1	Illinois	Bailey	Echols	Seitz	Gaul	Toler	Adams	Nichols	Winkfield	Ivy
Feb. 19	11 (1)	1-0	Southeastern La.	Bailey	Nichols	Seitz	Toler	Bell	Gaul	Winkfield	Adams	Ivy
Feb. 21	12 (1)	1-0	Penn State (DH 1)	Bailey	Nichols	Echols	Seitz	Toler	Gaul	Phillips	Winkfield	Ivy
Feb. 21	13 (1)	1-0	Penn State (DH 2)	Bailey	Nichols	Echols	Seitz	Toler	Gaul	Bell	Winkfield	Ivy
Feb. 22	14 (1)	1-0	Penn State	Bailey	Nichols	Echols	Seitz	Toler	Gaul	Silkwood	Winkfield	Ivy
Feb. 24	15 (1)	0-1	UAB	Bailey	Echols	Seitz	Toler	Gaul	Bell	Winkfield	Nichols	Ivy
Feb. 27	14 (2)	1-1	Minnesota	Bailey	Nichols	Echols	Seitz	Toler	Gaul	Silkwood	Winkfield	Ivy
Feb. 27	16 (1)	1-0	Maryland	Bailey	Silkwood	Echols	Seitz	Toler	Gaul	Winkfield	Phillips	Ivy
Mar. 1	17 (1)	1-0	Miami (Ohio)	Bailey	Silkwood	Echols	Seitz	Toler	Gaul	Phillips	Winkfield	Ivy
Mar. 1	18 (1)	1-0	Notre Dame	Bailey	Echols	Seitz	Toler	Gaul	Phillips	Winkfield	Nichols	Ivy
Mar. 4	18 (2)	2-0	Kennesaw State	Bailey	Echols	Seitz	Toler	Gaul	Phillips	Winkfield	Nichols	Ivy
Mar. 6	19 (1)	0-1	Georgia	Bailey	Echols	Seitz	Toler	Gaul	Silkwood	Winkfield	Nichols	Ivy
Mar. 7	19 (2)	0-2	Georgia	Bailey	Echols	Seitz	Toler	Gaul	Silkwood	Winkfield	Nichols	Ivy
Mar. 8	20 (1)	1-0	Georgia	Ivy	Echols	Seitz	Toler	Silkwood	Bailey	Gaul	Winkfield	Nichols
Mar. 13	19 (3)	1-2	Texas A&M	Bailey	Echols	Seitz	Toler	Gaul	Silkwood	Winkfield	Nichols	Ivy
Mar. 14	21 (1)	0-1	Texas A&M	Bailey	Echols	Seitz	Toler	Gaul	Winkfield	Phillips	Nichols	Ivy
Mar. 15	19 (4)	2-2	Texas A&M	Bailey	Echols	Seitz	Toler	Gaul	Silkwood	Winkfield	Nichols	Ivy
Mar. 17	22 (1)	1-0	Southeastern La.	Seitz	Winkfield	Bailey	Toler	Ivy	Silkwood	Gaul	Adams	Phillips
Mar. 20	23 (1)	1-0	Ole Miss	Seitz	Winkfield	Echols	Toler	Ivy	Silkwood	Gaul	Nichols	Bailey
Mar. 21	24 (1)	0-1	Ole Miss	Seitz	Bailey	Echols	Toler	Ivy	Silkwood	Gaul	Winkfield	Phillips
Mar. 21	25 (1)	0-1	Ole Miss	Echols	Seitz	Toler	Ivy	Bell	Silkwood	Bailey	Winkfield	Nichols
Mar. 25	25 (2)	1-1	Southern Miss (DH 1)	Echols	Seitz	Toler	Ivy	Bell	Silkwood	Bailey	Winkfield	Nichols
Mar. 25	26 (1)	1-0	Southern Miss (DH 2)	Echols	Seitz	Toler	Ivy	Gaul	Gentle	Bailey	Winkfield	Nichols
Mar. 27	27 (1)	0-1	Florida	Echols	Seitz	Toler	Ivy	Silkwood	Gaul	Bailey	Winkfield	Nichols
Mar. 28	28 (1)	0-1	Florida	Echols	Seitz	Toler	Ivy	Gaul	Bell	Bailey	Winkfield	Nichols
Mar. 29	28 (2)	1-1	Florida	Echols	Seitz	Toler	Ivy	Gaul	Bell	Bailey	Winkfield	Nichols
Mar. 31	29 (1)	1-0	Lipscomb	Echols	Seitz	Toler	Ivy	Bailey	Gaul	Gentle	Winkfield	Nichols
Apr. 4	29 (1)	2-0	Arkansas	Echols	Seitz	Toler	Ivy	Bailey	Gaul	Gentle	Winkfield	Nichols
Apr. 5	30 (1)	1-0	Arkansas	Echols	Ivy	Seitz	Toler	Bell	Gentle	Bailey	Winkfield	Nichols
Apr. 6	31 (1)	1-0	Arkansas	Echols	Ivy	Seitz	Toler	Bailey	Silkwood	Gentle	Winkfield	Nichols
Apr. 8	32 (1)	1-0	LSU	Echols	Ivy	Seitz	Toler	Bailey	Silkwood	Adams	Winkfield	Nichols
Apr. 10	33 (1)	0-1	Missouri	Echols	Ivy	Seitz	Toler	Bailey	Silkwood	Gaul	Winkfield	Nichols
Apr. 11	34 (1)	1-0	Missouri	Echols	Silkwood	Seitz	Toler	Bailey	Gaul	Winkfield	Nichols	Ivy
Apr. 12	35 (1)	0-1	Missouri	Echols	Silkwood	Seitz	Toler	Bailey	Gaul	Adams	Winkfield	Ivy
Apr. 15	36 (1)	0-1	South Alabama	Echols	Seitz	Toler	Silkwood	Bailey	Gaul	Winkfield	Nichols	Ivy
Apr. 17	36 (2)	0-2	Tennessee	Echols	Seitz	Toler	Silkwood	Bailey	Gaul	Winkfield	Nichols	Ivy
Apr. 18	37 (1)	0-1	Tennessee	Echols	Seitz	Toler	Bailey	Silkwood	Gaul	Winkfield	Nichols	Ivy
Apr. 19	38 (1)	0-1	Tennessee	Echols	Seitz	Toler	Bailey	Silkwood	Gaul	Winkfield	Gentle	Phillips
Apr. 22	39 (1)	1-0	Memphis	Echols	Bailey	Seitz	Toler	Bell	Gentle	Winkfield	Nichols	Ivy
Apr. 25	40 (1)	1-0	Georgia Southern	Echols	Bailey	Seitz	Toler	Gentle	Silkwood	Winkfield	Nichols	Ivy
Apr. 26	41 (1)	1-0	Georgia Southern	Echols	Bailey	Seitz	Toler	Gentle	Gaul	Winkfield	Nichols	Ivy
May 1	42 (1)	0-1	South Carolina	Echols	Bailey	Seitz	Toler	Silkwood	Gentle	Winkfield	Nichols	Ivy
May 2	39 (2)	1-1	South Carolina	Echols	Bailey	Seitz	Toler	Bell	Gentle	Winkfield	Nichols	Ivy
May 3	39 (3)	1-2	South Carolina	Echols	Bailey	Seitz	Toler	Bell	Gentle	Winkfield	Nichols	Ivy
May 6	19 (5)	2-3	Mizzou	Echols	Bailey	Seitz	Toler	Gaul	Silkwood	Winkfield	Nichols	Ivy
May 15	43 (1)	0-1	Baylor	Echols	Bailey	Seitz	Toler	Silkwood	Gaul	Winkfield	Ivy	Phillips
May 16	39 (4)	2-2	Weber State	Echols	Bailey	Seitz	Toler	Bell	Gentle	Winkfield	Nichols	Ivy
May 17	39 (5)	2-3	Baylor	Echols	Bailey	Seitz	Toler	Bell	Gentle	Winkfield	Nichols	Ivy

## STARTERS BY BATTING ORDER

<b>Leadoff:</b>	Echols (28), Bailey (19), Seitz (8), Ivy (1), Phillips (1)
<b>2nd:</b>	Echols (15), Seitz (12), Bailey (11), Nichols (8), Ivy (4), Silkwood (4), Winkfield (2), Phillips (1)
<b>3rd:</b>	Seitz (30), Toler (12), Echols (8), Bailey (6), Bell (1)
<b>CLEANUP:</b>	Toler (33), Ivy (8), Seitz (7), Gaul (4), Bailey (2), Silkwood (2), Phillips (1)
<b>5th:</b>	Gaul (14), Bell (13), Bailey (10), Toler (8), Silkwood (6), Ivy (3), Gentle (2), Phillips (1)
<b>6th:</b>	Gaul (20), Silkwood (15), Gentle (9), Bell (4), Phillips (2), Echols (2), Adams (1), Toler (1), Bailey (1), Winkfield (1)
<b>7th:</b>	Winkfield (25), Bailey (7), Nichols (6), Phillips (4), Gaul (5), Adams (3), Gentle (3), Silkwood (3), Bell (2)
<b>8th:</b>	Winkfield (28), Nichols (22), Adams (3), Ivy (2), Phillips (1), Gentle (1)
<b>9th:</b>	Ivy (40), Nichols (10), Phillips (4), Winkfield (2), Bailey (1)





## GAME-BY-GAME STARTERS BY POSITION

Date	No. (#)	Record	Opponent	C	1B	2B	3B	SS	LF	CF	RF	DP	
Feb. 5	1 (1)	1-0	MVSU	Bailey	Bell	Echols	Seitz	Winkfield	Ivy	Nichols	Phillips	Silkwood	
Feb. 6	2 (1)	1-0	Middle Tennessee	Bailey	Gaul	Echols	Seitz	Winkfield	Ivy	Nichols	Phillips	Toler	
Feb. 7	3 (1)	1-0	Saint Louis	Bailey	Bell	Echols	Seitz	Winkfield	Gentle	Nichols	Ivy	Toler	
Feb. 7	4 (1)	1-0	Austin Peay	Bailey	Gaul	Adams	Seitz	Winkfield	Ivy	Nichols	Bell	Toler	
Feb. 8	5 (1)	1-0	Saint Louis	Bailey	Gaul	Echols	Seitz	Winkfield	Phillips	Nichols	Bell	Toler	
Feb. 12	4 (2)	2-0	Louisiana Tech	Bailey	Gaul	Adams	Seitz	Winkfield	Ivy	Nichols	Bell	Toler	
Feb. 13	2 (2)	2-0	Illinois	Bailey	Gaul	Echols	Seitz	Winkfield	Ivy	Nichols	Phillips	Toler	
Feb. 14	6 (1)	1-0	UT Martin	Bailey	Gaul	Echols	Seitz	Winkfield	Ivy	Nichols	Bell	Silkwood	
Feb. 14	7 (1)	1-0	Lamar	Bailey	Gaul	Echols	Seitz	Winkfield	Ivy	Nichols	Phillips	Silkwood	
Feb. 15	8 (1)	0-1	Illinois	Bailey	Gaul	Adams	Seitz	Winkfield	Ivy	Nichols	Echols	Toler	
Feb. 19	4 (3)	3-0	Southeastern La.	Bailey	Gaul	Adams	Seitz	Winkfield	Ivy	Nichols	Bell	Toler	
Feb. 21	2 (3)	3-0	Penn State (DH 1)	Bailey	Gaul	Echols	Seitz	Winkfield	Ivy	Nichols	Phillips	Toler	
Feb. 21	9 (1)	1-0	Penn State (DH 2)	Bailey	Gaul	Echols	Seitz	Winkfield	Ivy	Nichols	Bell	Toler	
Feb. 22	2 (4)	4-0	Penn State	Bailey	Gaul	Echols	Seitz	Winkfield	Ivy	Nichols	Phillips	Toler	
Feb. 24	9 (2)	1-1	UAB	Bailey	Gaul	Echols	Seitz	Winkfield	Ivy	Nichols	Bell	Toler	
Feb. 27	2 (5)	4-1	Minnesota	Bailey	Gaul	Echols	Seitz	Winkfield	Ivy	Nichols	Phillips	Toler	
Feb. 27	2 (6)	5-1	Maryland	Bailey	Gaul	Echols	Seitz	Winkfield	Ivy	Nichols	Phillips	Toler	
Mar. 1	7 (2)	2-0	Miami (Ohio)	Bailey	Gaul	Echols	Seitz	Winkfield	Ivy	Nichols	Phillips	Silkwood	
Mar. 1	2 (7)	6-1	Notre Dame	Bailey	Gaul	Echols	Seitz	Winkfield	Ivy	Nichols	Phillips	Toler	
Mar. 4	2 (8)	7-1	Kennesaw State	Bailey	Gaul	Echols	Seitz	Winkfield	Ivy	Nichols	Phillips	Toler	
Mar. 6	2 (9)	7-2	Georgia	Bailey	Gaul	Echols	Seitz	Winkfield	Ivy	Nichols	Phillips	Toler	
Mar. 7	7 (3)	2-1	Georgia	Bailey	Gaul	Echols	Seitz	Winkfield	Ivy	Nichols	Phillips	Silkwood	
Mar. 8	10 (1)	1-0	Georgia	Bailey	Gaul	Echols	Seitz	Winkfield	Ivy	Nichols	Gentle	Toler	
Mar. 13	2 (10)	8-2	Texas A&M	Bailey	Gaul	Echols	Seitz	Winkfield	Ivy	Nichols	Phillips	Toler	
Mar. 14	2 (11)	8-3	Texas A&M	Bailey	Gaul	Echols	Seitz	Winkfield	Ivy	Nichols	Phillips	Toler	
Mar. 15	2 (12)	9-3	Texas A&M	Bailey	Gaul	Echols	Seitz	Winkfield	Ivy	Nichols	Phillips	Toler	
Mar. 17	11 (1)	1-0	Southeastern La.	Bailey	Gaul	Adams	Seitz	Winkfield	Ivy	Phillips	Silkwood	Toler	
Mar. 20	2 (13)	10-3	Ole Miss	Bailey	Gaul	Echols	Seitz	Winkfield	Ivy	Nichols	Phillips	Toler	
Mar. 21	12 (1)	0-1	Ole Miss	Bailey	Gaul	Echols	Seitz	Winkfield	Phillips	Ivy	Silkwood	Toler	
Mar. 22	13 (1)	1-0	Ole Miss	Bailey	Bell	Echols	Seitz	Winkfield	Ivy	Nichols	Phillips	Toler	
Mar. 25	13 (2)	2-0	Southern Miss (DH 1)	Bailey	Bell	Echols	Seitz	Winkfield	Ivy	Nichols	Phillips	Toler	
Mar. 25	10 (2)	2-0	Southern Miss (DH 2)	Bailey	Gaul	Echols	Seitz	Winkfield	Ivy	Nichols	Gentle	Toler	
Mar. 27	2 (14)	10-4	Florida	Bailey	Gaul	Echols	Seitz	Winkfield	Ivy	Nichols	Phillips	Toler	
Mar. 28	9 (3)	1-2	Florida	Bailey	Gaul	Echols	Seitz	Winkfield	Ivy	Nichols	Bell	Toler	
Mar. 29	9 (4)	2-2	Florida	Bailey	Gaul	Echols	Seitz	Winkfield	Ivy	Nichols	Bell	Toler	
Mar. 31	10 (3)	3-0	Lipscomb	Bailey	Gaul	Echols	Seitz	Winkfield	Ivy	Nichols	Gentle	Toler	
Apr. 4	10 (4)	4-0	Arkansas	Bailey	Gaul	Echols	Seitz	Winkfield	Ivy	Nichols	Gentle	Toler	
Apr. 5	13 (3)	3-0	Arkansas	Bailey	Bell	Echols	Seitz	Winkfield	Ivy	Nichols	Phillips	Toler	
Apr. 6	10 (5)	5-0	Arkansas	Bailey	Gaul	Echols	Seitz	Winkfield	Ivy	Nichols	Gentle	Toler	
Apr. 8	14 (1)	1-0	LSU	Bailey	Gaul	Echols	Seitz	Winkfield	Ivy	Nichols	Adams	Toler	
Apr. 10	2 (15)	10-5	Mizzou	Bailey	Gaul	Echols	Seitz	Winkfield	Ivy	Nichols	Phillips	Toler	
Apr. 11	15 (1)	1-0	Mizzou	Bailey	Gaul	Echols	Seitz	Winkfield	Ivy	Nichols	Silkwood	Toler	
Apr. 12	14 (2)	1-1	Mizzou	Bailey	Gaul	Echols	Seitz	Winkfield	Ivy	Nichols	Adams	Toler	
Apr. 15	2 (16)	10-6	South Alabama	Bailey	Gaul	Echols	Seitz	Winkfield	Ivy	Nichols	Phillips	Toler	
Apr. 17	2 (17)	10-7	Tennessee	Bailey	Gaul	Echols	Seitz	Winkfield	Ivy	Nichols	Phillips	Toler	
Apr. 18	2 (18)	10-8	Tennessee	Bailey	Gaul	Echols	Seitz	Winkfield	Ivy	Nichols	Phillips	Toler	
Apr. 19	16 (1)	0-1	Tennessee	Bailey	Gaul	Echols	Seitz	Winkfield	Gentle	Phillips	Adams	Toler	
Apr. 22	17 (1)	1-0	Memphis	Bailey	Bell	Echols	Seitz	Winkfield	Ivy	Nichols	Gentle	Toler	
Apr. 25	10 (6)	6-0	Georgia Southern	Bailey	Gaul	Echols	Seitz	Winkfield	Ivy	Nichols	Gentle	Toler	
Apr. 26	10 (7)	7-0	Georgia Southern	Bailey	Gaul	Echols	Seitz	Winkfield	Ivy	Nichols	Gentle	Toler	
May 1	10 (8)	7-1	South Carolina	Bailey	Gaul	Echols	Seitz	Winkfield	Ivy	Nichols	Gentle	Toler	
May 2	17 (2)	2-0	South Carolina	Bailey	Bell	Echols	Seitz	Winkfield	Ivy	Nichols	Gentle	Toler	
May 3	17 (3)	2-1	South Carolina	Bailey	Bell	Echols	Seitz	Winkfield	Ivy	Nichols	Gentle	Toler	
May 6	2 (19)	10-9	Mizzou	Bailey	Gaul	Echols	Seitz	Winkfield	Ivy	Nichols	Phillips	Toler	
May 15	2 (20)	10-10	Baylor	Bailey	Gaul	Echols	Seitz	Winkfield	Ivy	Nichols	Phillips	Toler	
May 16	13 (4)	4-0	Weber State	Bailey	Bell	Echols	Seitz	Winkfield	Ivy	Nichols	Phillips	Toler	
May 17	13 (5)	4-1	Baylor	Baylor	Bailey	Bell	Echols	Seitz	Winkfield	Ivy	Nichols	Phillips	Toler

## STARTERS BY POSITION

**P:** Silkwood (36), Ward (12), Toler (5), Knudsen (4)  
**C:** Bailey (57)  
**1B:** Gaul (48), Bell (9)  
**2B:** Echols (52), Adams (5)  
**3B:** Seitz (57)  
**SS:** Winkfield (57)  
**LF:** Ivy (53), Gentle (2), Phillips (2)  
**CF:** Nichols (54), Phillips (3)  
**RF:** Phillips (29), Gentle (11), Bell (9), Silkwood (3), Adams (3), Ivy (1), Echols (1)  
**DP:** Toler (52), Silkwood (5)



## 2015 SOUTHEASTERN CONFERENCE RESULTS

## FINAL SEC STANDINGS

Rank	School	SEC Record	Percentage	Overall Record	Percentage
1.	Florida #	18-5	.783	60-7	.896
2.	Auburn !	18-6	.750	56-11	.836
3.	Alabama	17-7	.708	48-15	.762
4.	LSU	15-9	.625	52-14	.788
5.	Tennessee	15-9	.625	47-17	.734
6.	Georgia	14-9	.609	44-17	.721
7.	Missouri	14-10	.583	42-16	.724
8.	Texas A&M	12-12	.500	40-20	.667
9.	South Carolina	10-14	.417	38-22	.633
10.	Mississippi State	10-14	.417	36-21	.632
11.	Ole Miss	6-18	.250	30-25	.545
12.	Kentucky	5-19	.208	32-26	.552
13.	Arkansas	1-23	.042	16-37	.302

# - SEC Regular Season Champion; ! - SEC Champion; \$ National Champion

## FINAL SEC STATS

## DOUBLES

1.	Kelsey Steward, UF	19
	Bianka Bell, LSU	19
3.	Emily Carosone, AU	18
4.	Caroline Seitz, MSU	16
	Rainey Gaffin, UT	16

## TRIPLES

1.	Kelsey Stewart, UF	11
2.	A.J. Andrews, LSU	8
	Katie Anne Bailey, MSU	8
4.	Alaynie Page, SC	7
5.	Tiffany Howard, AU	6

## HIT BY PITCH

1.	Kirsti Merritt, UF	35
2.	Bailey Castro, UF	27
3.	Emily Carosone, AU	19
4.	Taylor Fuller, UF	17
5.	Nicole DeWitt, UF	15
	Julia Echols, MSU	15
	Scarlet McSwain, UT	15

## SACRIFICE BUNTS

1.	Demi Turner, UA	11
2.	Amanda Ivy, MSU	10
	Kirsti Merritt, UF	10
	Aubree Munro, UF	10
5.	Ansley Smith, UK	9

## STRIKEOUTS

1.	Chelsea Wilkinson, UG	266
2.	Alexis Osorio, UA	227
3.	Alexis Silkwood, MSU	216
4.	Lauren Haeger, UF	214
5.	Kelsey Nunley, UK	194
6.	Rachel Fox, TAM	182
7.	Carley Hoover, LSU	174
8.	Nickie Blue, SC	165

## STRIKEOUTS LOOKING

1.	Lauren Haeger, UF	88
2.	Kelsey Nunley, UK	67
3.	Alexis Osorio, UA	57
4.	Chelsea Wilkinson, UG	56
5.	Nickie Blue, SC	53

## OPPONENT BATTING AVERAGE

1.	Alexis Osorio, UA	.166
2.	Lauren Haeger, UF	.185
3.	Delanie Gourley, UF	.186
4.	Chelsea Wilkinson, UG	.190
5.	Sydney Littlejohn, UA	.197
6.	Aleshia Ocasio, UF	.200
7.	Nickie Blue, SC	.214
8.	Gretchen Aucoin, UT	.216
9.	Carley Hoover, LSU	.217
10.	Brittany Gray, UG	.218
11.	Erin Gabriel, UT	.220

## CHANCES

1.	Jade Rhodes, AU	448
2.	Kaylea Snaer, SC	432
3.	Griffin Joiner, UK	402
4.	Alex Schneider, UM	395
5.	Taylor Koenig, UT	389

## PUTOUTS

1.	Jade Rhodes, AU	428
2.	Kaylea Snaer, SC	416
3.	Alex Schneider, UM	382
4.	Griffin Joiner, UK	381
5.	Chaunsey Bell, UA	372

## CAUGHT STEALING BY

1.	Katie Anne Bailey, MSU	16
2.	Alexis Silkwood, MSU	13
3.	Aubree Munro, UF	10
	Courtney Syrett, UM	10
5.	Ashley Walters, TAM	9

## SEC ALL-CONFERENCE TEAMS

## COACH OF THE YEAR

Clint Myers, Auburn

## PLAYER OF THE YEAR

Kelsey Stewart, Florida

## PITCHER OF THE YEAR

Lauren Haeger, Florida

## FRESHMAN OF THE YEAR

Alexis Osorio, Alabama

## SCHOLAR-ATHLETES OF THE YEAR

Haylie McCleney, Alabama

Devon Wallace, Arkansas

## ALL-SEC FIRST TEAM

P - Lauren Haeger, Florida

P - Alexis Osorio, Alabama

P - Carley Hoover, LSU

INF - Kelsey Stewart, Florida

INF - Emily Carosone, Auburn

INF - Bianca Bell, LSU

INF - Alex Hugo, Georgia

INF - Kasey Cooper, Auburn

OF - Haylie McCleney, Alabama

OF - Alaynie Page, South Carolina

OF - Emily Crane, Missouri

OF - Kirsti Merritt, Florida

C - Kellsie Kloss, LSU

DP/U - Savannah Jaquish, LSU

## ALL-SEC SECOND TEAM

P - Chelsea Wilkinson, Georgia

P - Tori Finucane, Missouri

INF - Marisa Runyon, Alabama

INF - Sami Fagan, Missouri

INF - Demi Turner, Alabama

INF - Tori Vidales, Texas A&amp;M

INF - Jade Rhodes, Auburn

OF - Tiffany Howard, Auburn

OF - Bailey Landry, LSU

OF - A.J. Andrews, LSU

OF - Sydney Emanuel, Georgia

C - Annie Aldrete, Tennessee

DP/U - Tina Iosefa, Georgia

## ALL-SEC FRESHMAN TEAM

P - Alexis Osorio, Alabama

P - Carley Hoover, LSU

P - Aleshia Ocasio, Florida

P - Paige Lowary, Missouri

IF - Tori Vidales, Texas A&amp;M

INF - Demi Turner, Alabama

INF - Amanda Sanchez, Missouri

INF - Meghan Gregg, Tennessee

INF - Scarlet McSwain, Tennessee

OF - Nicole DeWitt, Florida

OF - Cortni Emanuel, Georgia

OF - Emily Griggs, LSU

OF - Elantra Cox, Ole Miss

C - Ashley Walters, Texas A&amp;M

DP/U - Tiara Duffy, South Carolina



# HEAD COACH VANN STUEDEMAN



**FIFTH SEASON  
AT MISSISSIPPI STATE  
OVERALL RECORD: 141-90 (.610)**

Hometown \_\_\_\_\_ Vestavia Hills, Ala.  
High School \_\_\_\_\_ Vestavia Hills  
(Vestavia Hills, Ala.)  
College \_\_\_\_\_ Huntingdon College, 1994  
Degree \_\_\_\_\_ Bachelor of Accounting  
Graduate Degree \_\_\_\_\_ M.A. in Elementary  
Education, West Alabama, 1996

Since being hired as the Mississippi State softball head coach on Thursday, June 23, 2011, Vann Stuedeman has invigorated the Bulldog program. In four seasons, the Vestavia Hills, Ala., native has led the squad to four consecutive NCAA Tournament trips and 33 or more wins each campaign.

In 2015, Stuedeman led MSU to its fourth-straight NCAA Tournament appearance with 36 wins, marking just the second time in program history that had been accomplished (2002-05).

The Bulldogs carried a never-say-die attitude with them in 2015 as they recorded 15 come-from-behind wins to give Stuedeman a total of 50 comeback wins over her first four seasons in Starkville. Three Bulldogs were named to the NFCA All-South Region team in 2015, tying a season-best in the Stuedeman era that was set in 2013.

Alexis Silkwood tallied SEC Pitcher of the Week honors in back-to-back weeks (March 30 and April 6). The two SEC Pitcher of the Week awards marked the third-straight year with such an honoree, the longest stretch for the program since 2001-04.

Prior to Stuedeman taking over the program in 2012, MSU had seven total SEC Pitcher of the Week honors. In the four-year Stuedeman era, the Bulldogs have won seven. The 2014 Bulldogs' four total SEC weekly honors are tied with the 2008 and 2004 squads for the second most in program history.

Stuedeman's 2014 edition really took off, earning a program third-best 39 victories and an MSU second-best eight wins against ranked opponents. The Bulldogs made three-straight NCAA trips for the first time since 2007-09 and had three consecutive 30-win seasons for the first time since 1998-2008.

Included in the spring of 2014's 39 victories were three-straight victories against top-five clubs with back-to-back wins against No. 3/2 Alabama on April 12-13 and a 2-0 triumph at No. 4/4 Tennessee on April 18. It was the first time the Bulldogs had won three consecutive games against ranked foes since taking seven straight from April 9-May 13, 2004, and the first time ever winning three straight against top-five opponents.

During the campaign, Stuedeman guided her squad to four wins versus top-five opponents in the National Fastpitch Coaches Association (NFCA) poll. Entering the year, the Bulldogs had won five games in program history versus top-five opponents.

Stuedeman's 2014 team also earned three-straight Southeastern Conference series wins for the first time since April 6-21, 2012. The club started off on fire, winning 15-straight games, one game shy of the longest season-opening victory streak in program history.

Individually, Stuedeman helped Caroline Seitz to selections as a Top 25 Finalist for the inaugural NFCA Freshman of the Year Award and NFCA All-South Region First Team honors. Seitz became the sixth freshman in program history to earn all-region

honors, the initial under Stuedeman and the first since Ka'ili Smith in 2009.

Seitz was joined by Alexis Silkwood on the SEC All-Freshman Team. The two selections are tied for the most in a year in MSU history.

Silkwood used Stuedeman's guidance in the pitching circle to turn in one of the most successful rookie campaigns in program history. Silkwood set the MSU freshman record for strikeouts in a season with 167 and set the rookie single-game record with 13 whiffs against Texas Southern in the NCAA Tournament.

Following two impressive outings at No. 4/4 Tennessee, Silkwood was named the April 21 SEC Pitcher of the Week as well as the Feb. 17 and March 3 SEC Freshman of the Week. Alison Owen was also tabbed as the April 14 SEC Pitcher of the Week.

After becoming the winningest first-year head coach in school history (.579/33-24 record) in 2012, Stuedeman followed up with another 33-24 campaign and a second-straight NCAA Tournament bid in 2013. The 2013 Bulldogs were named an Easton Team of the Year, joining Women's College World Series participants Florida and Texas.

During 2013, Owen's first year on the active roster, she became the first pitcher in school history to receive SEC Pitcher of the Week honors in consecutive weeks, earning the nods on Feb. 25 and March 4. Owen established the single-game Mississippi State record for strikeouts with 16 against SIU-Edwardsville on Feb. 24 and was selected as the March 5 CollegeSportsMadness.com National Pitcher of the Week.

Stuedeman guided the pitching staff to a pair of no-hitters in 2013, the most by the program in a year since tossing four in 2006.

Offensively, Stuedeman's aggressive approach helped the team tie the program record for stolen bases per game with 2.00 and total the second-most swipes in a campaign in MSU history with 114. The approach at the plate translated into a program-record 51 home runs, besting the previous mark by four.

Stuedeman helped Owen earn a spot on the NFCA All-South Region Second Team at the end of the year. Owen was joined on the squad by Logan Foulks and Sam Lenahan. It was only the fourth time in program history having three or more selections.

The pitching development and philosophies Stuedeman brought from the University of Alabama, where she was known as a pitching genius in 11 years as the Crimson Tide pitching coach, paid huge dividends during her initial season. She took a school record-high 4.90 earned-run average from 2011 and with the same group of five pitchers, cut the ERA to 2.88 in 2012. Stuedeman also helped the pitching staff improve from 2011 to 2012 in: wins (24 to 33), complete games (12 to 20), no-hitters (zero to one), hits allowed (435 to 310), runs allowed (313 to 194), strikeouts (242 to 358), home runs allowed (50 to 27) and opponent batting average (.300 to .224).

Individually, Stuedeman coached Stephanie Becker to a career year. Against eventual Women's College World Series participant South Florida, Stuedeman called her 24th career no-hitter. Later in the year, Becker became the first Bulldog pitcher since Stephanie Comeaux in 2006 to be named SEC Pitcher of the Week after picking up three conference victories in a series sweep versus Kentucky.

Stuedeman also focused heavily on improving the defense. She succeeded, increasing the Bulldogs' fielding percentage from 2011 to 2012 by nine points (.954 to .963). Her staff gave up 154 earned runs in 2012, almost 100 fewer than the previous spring.

In 2012, Stuedeman took MSU to its first NCAA Tournament since 2009, she became one of only two first-time head coaches to make the field of 64. With 33 overall wins, Stuedeman guided





# HEAD COACH VANN STUEDEMAN

MSU to its first 30-win season since 2008, despite having the fourth-toughest strength of schedule in the nation.

Fully buying into Stuedeman's system paid dividends at the end of the year, when the Bulldogs won 14 of their last 20 contests, including a 12-game winning streak from April 10 - May 4, 2012.

Prior to the NCAA Tournament, Stuedeman led the Bulldogs to their 12th Southeastern Conference Tournament berth with 12 SEC wins, the most for MSU since 2008. For the first time since 2001, MSU swept back-to-back three-game series and won six consecutive conference games.

Outside the SEC, Stuedeman was dominant. Mississippi State won 21 non-conference games and recorded 13-straight non-conference triumphs. It was the longest streak since a school-record 16-consecutive contests to begin the 2006 season.

On the road, the 2012 Bulldogs broke the school record for true road wins in a season with number 13 coming at Auburn on May 4, 2012. The eight SEC road wins were the most for the Bulldogs since eight in 2001.

Within Mississippi, Stuedeman has shined brightest. Stuedeman has yet to lose to an in-state foe during her tenure, including six-straight wins against Ole Miss.

One of the key principles under Stuedeman has been having success in the late innings. The 2012 club outscored opponents 64-31 after the fifth. State went 9-7 in one-run games, its best winning percentage in one-run games since 2002. The Bulldogs were unbeaten when leading late during the year, finishing 21-0 when ahead after the fifth inning.

Offensively in her first year, Stuedeman oversaw a lineup that set a then-school record for single-season walks (202), while finishing in the top 10 in runs, home runs, slugging percentage and stolen bases. Stuedeman coached MSU's first SEC Player of the Week since 2010, two SEC Players of the Week in the same season for the first time since 2004 and MSU's second National Player of the Week.

Prior to her arrival in Starkville, Stuedeman helped Alabama claim three SEC regular-season titles en route to reaching the Women's College World Series six times.

As an assistant coach since 2001, Stuedeman helped the Crimson Tide go 579-150 from 2000-11 (.794), including a sparkling 243-70 record inside the SEC. Stuedeman anchored a staff that had an ERA under 2.00 in eight of her 11 campaigns, struck out an average of 485 batters per season and held opponents scoreless in 221 games. The 2011 staff led the SEC in ERA, giving Stuedeman's staff a top-20 ERA nationally in five of the previous six seasons before she left Alabama.

Stuedeman coached six All-American pitchers with 11 All-America and All-SEC honors while in Tuscaloosa. Under her instruction, Tide pitchers registered 23 no-hitters, including three perfect games. Three times Stuedeman coached the SEC Pitcher of the Year, while racking up 19 SEC Pitcher of the Week honors. She also coached two SEC Freshman of the Year and one SEC Tournament Most Valuable Player.

In 2011, Stuedeman tutored the pitching staff to a 1.69 ERA, a 53-10 record and third-place finish at the Women's College World Series. The staff included a pair of All-American pitchers in Kelsi Dunne and Jackie Traina. Dunne, a volunteer assistant coach at Mississippi State in 2012, capped her career with a 29-5 record and a 1.42 ERA. The right-hander struck out 331 batters and held opponents to a school-record .146 average. Dunne also tossed three no-hitters and posted 11 shutouts. Traina went 19-5 with a 1.70 ERA, adding 190 strikeouts in 156.1 innings with two no-hitters, three shutouts and four saves.

Prior to joining Alabama, Stuedeman coached at West

## THE STUEDEMAN FILE

### Coaching Career

- ~ Head Coach, Mississippi State, 2011-Present
- ~ Assistant Coach, Alabama, 2000-11
- ~ Head Coach, East Limestone High School, 1999-2000
- ~ Assistant Coach, Alabama-Huntsville, 1997-99
- ~ Graduate Assistant, West Alabama, 1995-96

### Mississippi State Coaching Highlights -- Team

- ~ Three NCAA Regional appearances (2012-14)
- ~ 2013 Easton Team of the Year

### Mississippi State Coaching Highlights -- Individuals

- ~ One Easton All-America selection (Sam Lenahan/2013)
- ~ Nine NFCA All-South Region picks
- ~ One USA Softball National Player of the Week (Jessica Cooley/March 6, 2012)
- ~ One CollegeSportsMadness.com National Player of the Week (Alison Owen/March 5, 2013)
- ~ Seven SEC Pitchers of the Week
- ~ Three All-SEC Freshman Team honorees
- ~ Two SEC Players of the Week
- ~ 50 SEC All-Academic Team selections
- ~ 11 SEC Freshman Academic Honor Roll picks

### Alabama Coaching Highlights

- ~ Six Women's College World Series appearances
- ~ Three SEC regular-season titles
- ~ 11 All-America pitcher selections
- ~ 10 SEC Pitcher of the Week honorees
- ~ Three SEC Pitchers of the Year
- ~ Two SEC Freshmen of the Year
- ~ One SEC Tournament Most Valuable Player

Alabama, Alabama-Huntsville and East Limestone High School. The Birmingham, Ala., area native graduated in 1994 from Huntingdon College, where she helped the Hawks to two third-place finishes at the national tournament (1992 and 1994). The 1994 All-American was inducted into her alma mater's Hall of Fame on Oct. 8, 2011.

Stuedeman served as a graduate assistant at the University of West Alabama from 1995-96 while earning her master's degree in elementary education, helping lead the team to the Gulf South Conference championship in 1995 while the team's head coach was away from the team on maternity leave. The championship and winning season was the first in the '90s for the West Alabama program.

After spending two seasons at UWA, Stuedeman went to the University of Alabama-Huntsville for three years as an assistant for her sister, Les Stuedeman, and worked with pitchers and outfielders. During her stint, the UAH pitching staff ranked in the top five in Division II in ERA. She helped lead the program to two Gulf South Conference championships, three NCAA Regional appearances and a trip to the 1999 Division II National Tournament. She was also part of the staff that was named South Region Coaching Staff of the Year in 1999.

She then accepted the head coaching position at East Limestone High School, in Athens, Ala., where she led the team to its first winning season since 1994.



## HEAD COACH VANN STUEDEMAN

## VANN STUEDEMAN'S MISSISSIPPI STATE CAREER CAPSULE

Year	Record	SEC Record	SEC Finish	Accomplishments
2015	36-21	10-14	10th	Produced a fourth-straight bid to the NCAA Tournament, tied for the second longest stretch since 2002-05; In Program history, MSU has appeared in 12 NCAA Tournaments in 16 seasons, the third most in the SEC; Recorded 36 wins, tied for the top five in program history; faced 22 ranked opponents with 8 wins, including a win over the number one ranked team, LSU; Claimed a new program attendance record; Set the school record for batting average with .318( 460-1448); owns the top spot in program history for home runs with 52; set the record for slugging percentage with .503; shattered program history for on-base percentage with .416; Caroline Seitz placed third in program history for slugging percentage with .614; Alexis Silkwood was named SEC Pitcher of the Week two times; Julia Echols was named to the Capital One Academic All- America; Julia Echols, Alexis Silkwood and Mackenzie Toler were all named to the South All- Region Team.
2014	39-21	10-14	10th	Qualified for third-straight NCAA Tournament, the longest streak for the program since 2007-09; earned NCAA Tournament win for second-straight year with triumph over Texas Southern; 39 victories tied for the third most in program history; claimed eight wins versus ranked opponents, tied for the second most in a year; started the year with a 15-game winning streak, second-longest year-opening stretch in program history; Caroline Seitz and Alexis Silkwood were named to the SEC All-Freshman Team; Seitz was a Top 25 Finalist for the inaugural NFCA Freshman of the Year Award; Seitz selected as an NFCA All-South First Team member, the sixth freshman in program history to receive all-region accolades; Bulldogs received four SEC weekly honors, tied with the 2008 and 2004 squads for the second most in program history.
2013	33-24	8-16	11th	Earned first NCAA Tournament win since 2008 with 2-1 victory against Mississippi Valley State; recorded consecutive years of 30 or more wins for the first time since 1998-2008; named one of three Easton Teams of the Year, joining Women's College World Series participants Florida and Texas; Sam Lenahan named Easton Second Team All-American, becoming the first Bulldog with Easton All-America accolades since 2001; Logan Foulks, Lenahan and Alison Owen receive National Fastpitch Coaches Association All-South Region Second Team honors, the most selections on the team since 2009; Owen named the College Sports Madness National Pitcher of the Week for March 5, becoming the third player in program history to earn a national weekly honor.
2012	33-24	12-16	8th	Took MSU to first NCAA Tournament appearance since 2009; first 30-win season for the Bulldogs since 2008; swept back-to-back three-game series (at Ole Miss and versus Kentucky) for the first time since March of 2011; won 13-straight non-conference games, the longest such streak since 16 in 2006; Jessica Cooley named SEC Player of the Week on March 5, the first Bulldog to receive the honor since 2010; Stephanie Becker threw the 13th no-hitter in program history on Feb. 24; Ka'ili Smith and Sam Lenahan earned NFCA All-South Region First Team selections.

## Stuedeman's Last 15 Full Years As A Collegiate Coach

Year	Record	Winning %	SEC	Finish	NCAA Tournament
2001	50-11	.820	24-6	2nd	2-2 at Regional
2002	46-21	.687	22-8	2nd	0-2 at Regional
2003	49-21	.700	22-8	2nd	4-0 at Regional, 0-2 at WCWS
2004	45-20	.692	18-12	5th	3-2 at Regional
2005	63-15	.808	23-7	2nd	3-0 at Regional, 2-0 at SR, 1-2 at WCWS
2006	54-11	.831	25-4	1st	3-0 at Regional, 2-0 at SR, 0-2 at WCWS
2007	55-10	.846	21-6	3rd	4-1 at Regional, 0-2 at SR
2008	58-8	.879	25-3	2nd	3-0 at Regional, 2-0 at SR, 2-2 at WCWS
2009	54-11	.831	21-6	2nd	3-0 at Regional, 2-0 at SR, 2-2 at WCWS
2010	52-11	.825	23-4	1st	3-0 at Regional, 1-2 at SR
2011	53-11	.828	19-6	1st	3-0 at Regional, 2-1 at SR, 2-2 at WCWS
2012	33-24	.579	12-16	T-7th	0-2 at Regional
2013	33-24	.579	8-16	5th	1-2 at Regional
2014	39-21	.650	10-14	10th	1-2 at Regional
2015	36-21	.632	10-14	10th	1-2 at Regional
<b>TOTALS</b>	<b>720-240</b>	<b>.750</b>	<b>271-114</b>	<b>.704</b>	<b>15 Appearances (6 WCWS), 52-32 (.619)</b>

## NFCA All-America Pitchers Under Stuedeman

Name	Year	Team	W-L	ERA	K
Shelley Laird	2001	Second	32-7	1.06	242
Stephanie VanBrakle	2005	Second	34-7	1.34	341
Stephanie VanBrakle	2006	Second	28-6	1.19	345
Chrissy Owens	2007	Third	24-5	1.30	144
Kelsi Dunne	2008	Third	26-6	1.44	275
Charlotte Morgan	2008	First	18-2	1.27	69
Kelsi Dunne	2009	First	28-5	1.63	258
Charlotte Morgan	2009	First	18-6	1.80	124
Kelsi Dunne	2010	Third	30-6	1.97	355
Kelsi Dunne	2011	First	29-5	1.42	331
Jackie Traina	2011	First	19-5	1.70	190



# MISSISSIPPI STATE SOFTBALL



## MSU'S RECORD WHEN ... UNDER STUEDEMAN

In day games:	24-13	96-50
In night games:	12-8	45-40
In extra innings:	2-2	7-8
Vs. left-handed starter:	4-2	12-9
Vs. right-handed starter:	32-19	129-81
Starter receives decision:	29-23	102-67
Reliever receives decision:	5-5	31-16
Starter goes 5+ innings:	31-8	102-36
Starter goes less than 5 innings:	5-13	39-54
Scoring first:	22-2	97-21
Opponent scores first:	14-19	44-69
Leading after 5 innings:	23-1	90-5
Trailing after 5 innings:	4-16	14-65
Tied after 5 innings:	5-1	15-11
Leading after 6 innings:	21-2	83-4
Trailing after 6 innings:	4-12	6-61
Tied after 6 innings:	2-1	16-9
Vs. ranked opponents:	7-15	21-57
Vs. Top-10 opponents:	3-4	11-19
In one-run games:	6-7	36-32
In two-run games:	9-3	23-13
Coming from behind:	15-0	53-0
Scoring 0-2 runs:	2-11	23-55
Scoring 3-5 runs:	8-6	41-30
Scoring 6-9 runs:	19-4	56-6
Scoring 10+ runs:	7-0	22-0
Opponent scores 0-2 runs:	19-1	96-12
Opponent scores 3-5 runs:	12-8	35-36
Opponent scores 6-9 runs:	5-7	12-27
Opponent scores 10+ runs:	0-5	0-13
Collecting 0-3 hits:	2-6	12-21
Collecting 4-6 hits:	4-7	38-41
Collecting 7-9 hits:	10-5	46-18
Collecting 10-12 hits:	15-1	34-6
Collecting 13+ hits:	5-2	13-2
Out-hit opponent:	29-4	117-21
Out-hit by opponent:	2-15	12-58
Hits are equal:	5-2	12-11
Without hitting a home run:	9-15	58-59
Hitting a home run:	27-6	83-31
Opponent doesn't hit a home run:	21-6	92-30
Opponent hits a home run:	15-15	49-60
Errorless:	15-7	62-33
Committing one error:	12-6	41-27
Committing 2+ errors:	9-7	29-30
Opponent is errorless:	10-10	44-42
Vs. SEC:	11-15	41-63
Vs. SEC East:	4-12	15-36
Vs. SEC West:	7-3	26-27
Vs. Non-Conference:	25-6	100-27
Game 1 of weekend series:	4-5	14-21
Game 2 of weekend series:	4-5	16-19
Game 3 of weekend series:	5-4	17-18
On Monday:	1-0	2-1
On Tuesday:	2-1	15-4
On Wednesday:	5-2	14-7
On Thursday:	3-0	8-3
On Friday:	5-7	27-31
On Saturday:	10-6	42-28
On Sunday:	10-5	33-16
In February:	14-3	47-13
In March:	12-7	47-36
In April:	8-6	40-21
In May:	2-5	7-20
In June:	0-0	0-0

## MSU VS. OPPONENTS UNDER STUEDEMAN (BY STATE)

### ALABAMA (19-21):

ALABAMA (3-8)  
AUBURN (3-6)  
JACKSONVILLE STATE (4-0)  
SAMFORD (5-0)  
SOUTH ALABAMA (1-4)  
TROY (1-0)  
UAB (2-3)

### ARKANSAS (8-2):

ARKANSAS (7-2)  
CENTRAL ARKANSAS (1-0)

### FLORIDA (4-8):

FLORIDA (2-6)  
FLORIDA ATLANTIC (2-0)  
FLORIDA STATE (0-1)  
SOUTH FLORIDA (0-1)

### GEORGIA (9-7):

GEORGIA (3-6)  
GEORGIA SOUTHERN (2-0)  
GEORGIA STATE (2-0)  
GEORGIA TECH (1-0)  
KENNESAW STATE (1-1)

### ILLINOIS (4-3):

DEPAUL (0-1)  
EASTERN ILLINOIS (1-0)  
ILLINOIS (1-1)  
SIU-EDWARDSVILLE (2-1)

### INDIANA (1-0):

NOTRE DAME (1-0)

### IOWA (3-0):

IOWA (3-0)

### KANSAS (1-0):

WICHITA STATE (1-0)

### KENTUCKY (8-6):

KENTUCKY (4-6)  
MURRAY STATE (1-0)  
NORTHERN KENTUCKY (2-0)  
WESTERN KENTUCKY (1-0)

### LOUISIANA (8-10):

LOUISIANA (0-1)  
LOUISIANA LAFAYETTE (0-1)  
LSU (3-7)  
LA TECH (1-0)  
NICHOLS STATE (1-0)  
NORTHWESTERN STATE (0-1)  
SOUTHEASTERN LOUISIANA (3-0)

### MARYLAND (3-0):

MARYLAND (3-0)

### MICHIGAN (0-1):

MICHIGAN (0-1)

### MINNESOTA (0-1):

MINNESOTA (0-1)

### MISSISSIPPI (21-2):

JACKSON STATE (4-0)  
MISSISSIPPI (7-2)  
MISSISSIPPI VALLEY STATE (7-0)  
SOUTHERN MISS (3-0)

### MISSOURI (5-5):

MIZZOU (2-5)  
SAINT LOUIS (2-0)  
SOUTH EAST MISSOURI (1-0)

### NEW YORK (7-0):

COLUMBIA (1-0)  
HOFSTRA (1-0)  
LIU-BROOKLYN (3-0)  
FORDHAM (1-0)  
SYRACUSE (1-0)

### OHIO (2-0):

MIAMI (1-0)  
OHIO (1-0)

### OREGON (0-1):

PORTLAND STATE (0-1)

### PENNSYLVANIA (3-0):

PENN STATE (3-0)

### SOUTH CAROLINA (6-5):

CHARLESTON SOUTHERN (1-0)  
COLLEGE OF CHARLESTON (2-0)  
SOUTH CAROLINA (3-5)

### TENNESSEE (17-7):

AUSTIN PEAY (1-0)  
LIPSCOMB (3-0)  
MEMPHIS (6-0)  
MIDDLE TENNESSEE (2-0)  
TENNESSEE (2-7)  
TENNESSEE TECH (2-0)  
UT MARTIN (1-0)

### TEXAS (7-9):

BAYLOR (0-3)  
HOUSTON (0-1)  
LAMAR (1-0)  
TEXAS (0-2)  
TEXAS A&M (3-3)  
TEXAS SOUTHERN (1-0)  
TEXAS STATE (1-0)  
UTSA (1-0)

### UTAH (1-1):

BYU (0-1)  
WEBER STATE (1-0)

### WEST VIRGINIA (3-0):

MARSHALL (3-0)



# ASSISTANT COACH SAMANTHA RICKETTS



## SECOND SEASON AT MISSISSIPPI STATE

Hometown San Jose, Calif.  
 High School Archbishop Mitty  
 (San Jose, Calif.)  
 College Oklahoma  
 Degree B.A. in Sociology, 2009  
M.E. in Adult Higher Education, 2011

Samantha Ricketts enters her second year as a member of the Mississippi State coaching staff after spending the three years prior as an assistant coach at Wichita State University. Ricketts works with Bulldog hitters and has game management and recruiting responsibilities.

In her first season in charge of the MSU offense, State set new single-season records for home runs (54), batting average (.312), slugging percentage (.495), RBI (294) and on-base percentage (.416). MSU also finished second in the single-season record books for runs scored (326), doubles (84) and hit by pitch (72). State's 753 total bases in 2015 ranked third in the MSU single-season record books.

In 2014 without Ricketts on the MSU staff, just two Bulldogs hit over .300, while in 2015 with Ricketts, nine Bulldogs hit over .300 (with a minimum of five at bats).

With the Shockers, Ricketts worked with the team's hitters and consistently improved their production. This last spring was her most successful as she helped the Shockers increase their overall win total by 15 from 2013 to 2014. Wichita State finished 21-6 in the Missouri Valley Conference (MVC) in 2014 to win the program's first regular-season league title.

Ricketts was part of the MVC Coaching Staff of the Year, helping to improve the Shockers from the ninth place in 2012, to eighth place in 2013, to MVC champs in 2014.

Individually, Ricketts produced five starters who each hit better than .300 in 2014 after the squad did not have a batter hit over .300 in 2013. The Shockers scored 138 more runs, smashed 26 more home runs, hit 11 more doubles and added seven more triples last spring than in the 2013 season. Overall, the 2014 team established the program single-season records for batting average, slugging percentage, on-base percentage, runs scored, hits, doubles, home runs, runs batted in and total bases.

Under Ricketts' guidance, Cacy Williams was a National Fastpitch Coaches Association (NFCA) All-Midwest Region first team honoree in 2014 as well as becoming the first student-athlete in MVC history to receive Player of the Year and Newcomer of the Year honors from the league. She broke the Wichita State single-season records for batting average (.424), slugging percentage (.812), on-base percentage (.531), total bases (138), runs scored (57), home runs (16) and RBI (47). Brittany Fortner joined Williams on the MVC first team and was an NFCA All-Midwest Region second team selection. She tallied 14 doubles, two shy of the program record, and finished with a .358 batting average, 62 hits, 35 RBI and a .578 slugging percentage.

In 2013, her second season at Wichita State, Ricketts oversaw a

## THE RICKETTS FILE

### Coaching Career

- ~ Assistant Coach, Mississippi State, 2014-Present
- ~ Assistant Coach, Wichita State, 2012-14
- ~ Graduate Assistant Coach, Oklahoma, 2009-11

### Mississippi State Softball Coaching Highlights -- Team

- ~ One NCAA Regional appearance (2015)

### Mississippi State Softball Coaching Highlights -- Individuals

- ~ Three NFCA All-South Region picks
- ~ 12 SEC All-Academic Team selections
- ~ Five SEC Freshman Academic Honor Roll picks

### Wichita State Coaching Highlights -- Team

- ~ One NCAA Regional appearance (2014), first in program history
- ~ Missouri Valley Conference Coaching Staff of the Year (2014)

### Oklahoma Coaching Highlights -- Team

- ~ Women's College World Series (2011)
- ~ NCAA Regional Champions (2010)
- ~ Big 12 Tournament Champions (2011)

### Wichita State Coaching Highlights -- Individuals

- ~ One MVC Player of the Year
- ~ One MVC Newcomer of the Year
- ~ One NFCA All-Midwest Region first team honoree
- ~ One NFCA All-Midwest Region second team member
- ~ Three All-MVC first teamers
- ~ Two All-MVC second team selections

### Oklahoma Coaching Highlights -- Individuals

- ~ One All-American first team selection
- ~ Four All-American second team selections
- ~ Seven NFCA All-Region selections
- ~ One CoSIDA Academic All-District second team selection
- ~ One NFCA Player of the Week
- ~ One USA Softball Player of the Week
- ~ Seven All-Big 12 first team selections
- ~ Two All-Big 12 second team selections
- ~ Four All-Big 12 Championship team selections
- ~ One Big 12 Championship Most Outstanding Player
- ~ Four Academic All-Big 12 first team selections
- ~ Four Academic All-Big 12 second team selections
- ~ One Big 12 Player of the Year
- ~ One Big 12 Defensive Player of the Year
- ~ Four Big 12 Players of the Week
- ~ Five Big 12 Pitchers of the Week

### Playing Career

- ~ Member of Akron Racers (12th overall pick in 2009 NPF Draft)
- ~ All-Big 12 first team (2006-09)
- ~ NFCA All-America second team (2009, 2007)
- ~ NFCA All-Central Region first team (2009)
- ~ NFCA All-Midwest Region first team selection (2007)
- ~ Academic All-Big 12 first team (2009, 2008)

12-point jump in team batting average from 2012 while helping the squad to 17 more doubles and seven additional home runs. She also helped Erin Carney earn a spot on the All-MVC first team.

During her first year with the Shockers, Ricketts coached Rachel Milnark and Sydney Stuever to second team All-MVC accolades.

At the conclusion of her four-year Oklahoma playing career in





## ASSISTANT COACH SAMANTHA RICKETTS

2009, Ricketts was the record holder in career home runs (48) and runs batted in (239) while ranking third in extra-base hits (97), total bases (444), slugging percentage (.645) and on-base percentage (.461). She started 192 consecutive games and ended her career as the Big 12 career RBI leader.

On the field, Ricketts was a four-time All-Big 12 first team selection and a two-time Academic All-Big 12 first team honoree. In 2009, she was named to the NFCA All-America second team, along with being a NFCA All-Central Region first team pick and was a top-10 finalist for the Lowe's Senior Class Award.

In 2008, she was named to the Preseason USA Softball National Player of the Year Watch List and ESPN.com's Preseason All-America Second Team. Ricketts ended her junior season with All-Big 12 Tournament honors.

As a sophomore, Ricketts was a Second-Team All-American and First-Team NFCA All-Midwest Region selection. She became the first Sooner to be a top-three finalist for the USA Softball Player of the Year award after topping all Division I players in runs batted in during the regular season. She was the lone freshman in 2006 to earn All-Big 12 First Team honors and was selected as a member of the NFCA All-Midwest Region squad.

Ricketts began her coaching career on the Oklahoma softball staff as a graduate assistant coach, in 2010 and 2011. During that time she played in the National Pro Fastpitch (NPF) league with the Akron Racers. She was the 12th overall pick in the 2009 NPF Draft.

The San Jose, Calif., product earned her bachelor's degree in sociology from the University of Oklahoma in 2009 and her master's of education in adult higher education with an emphasis in intercollegiate athletic administration in December of 2011.

Ricketts has three younger siblings who played collegiate athletics. Her sister Stephanie graduated in 2012 after an All-American pitching career at the University of Hawai'i and her sister Keilani graduated from the University of Oklahoma and is playing for the USSSA Pride of the NPF and Shokki Softball in Japan. Keilani was the 2012 and 2013 USA Softball Collegiate Player of the Year. Her younger brother Richard played football at the Air Force Academy.



# ASSISTANT COACH TYLER BRATTON



## THIRD SEASON AT MISSISSIPPI STATE

Hometown \_\_\_\_\_ West Point, Miss.  
 High School \_\_\_\_\_ Oak Hill Academy  
 (West Point, Miss.)  
 College \_\_\_\_\_ Mississippi State  
 Degree \_\_\_\_\_ B.A. in Secondary Education, 2007  
 M.A. in Sports Administration, 2009

**T**yler Bratton is in his third season as an assistant coach with the Mississippi State softball program as head coach Vann Stuedeman used a face familiar to Starkville to fill her coaching void in December of 2013.

Bratton, who works with outfielders and defense, and has game management and recruiting responsibilities, is a 2007 Mississippi State graduate and spent the previous five years working with the Bulldog baseball program as its coordinator of baseball operations.

In his second season with the program in 2015, MSU turned 22 double plays, which ranked third in the Southeastern Conference as nine different Bulldogs contributed to the 22 twin killings.

During his debut campaign with the softball squad, Bratton instilled a toughness in the team that helped carry it to a program third-best 39 victories. MSU earned eight wins against ranked opponents, tied for the second most in a year in program history.

With a 2-0 victory on April 18 at No. 4 Tennessee, Mississippi State earned its third-straight victory against a top-five opponent after downing No. 3/2 Alabama on April 12-13. It was the first time the Bulldogs had won three consecutive games against ranked foes since taking seven straight from April 9-May 13, 2004, and the first time ever winning three straight against top-five opponents.

The Bulldogs also qualified for the NCAA Tournament for the third-straight season, the longest such stretch for the program since 2007-09.

Bratton's approach of not moving in the batter's box paid dividends as the Bulldogs set the program record for hit by pitches in a season with 88. MSU set the Southeastern Conference Tournament single-game record eight HBPs during the opener against No. 16 Kentucky.

He aided in the development of freshman third baseman Caroline Seitz, who was a Top 25 Finalist for the inaugural National Faspitch Coaches Association (NFCA) Freshman of the Year Award and an NFCA All-South Regional First Team selection as well as a Southeastern Conference All-Freshman Team pick.

Bratton also helped freshman Katie Anne Bailey become one of MSU's most reliable hitters in key situations. She drove in the game-winning run against No. 8 Kentucky with a pinch-hit walk-off single to give Mississippi State its first SEC win of the campaign and plated the winner against No. 3 Alabama with a sacrifice fly in the bottom of the 10th inning.

With Bulldog baseball, Bratton consistently organized a top-10 strength of schedule, coordinated team travel arrangements and acted as the program's liaison with adidas. The West Point, Miss., native also aided in on-campus recruiting efforts, directed the team's video operations and oversaw all tasks associated with the

## THE BRATTON FILE

### Coaching Career

- ~ Assistant Coach, Mississippi State Softball, December 2013-present
- ~ Director of Operations, Mississippi State Baseball, 2009-13
- ~ Student Assistant Coach, Mississippi State Baseball, 2008

### Mississippi State Softball Coaching Highlights -- Team

- ~ Two NCAA Regional appearances (2014-15)

### Mississippi State Softball Coaching Highlights -- Individuals

- ~ Four NFCA All-South Region picks
- ~ Two All-SEC Freshman Team honorees
- ~ 25 SEC All-Academic Team selections
- ~ Eight SEC Freshman Academic Honor Roll picks

### Mississippi State Baseball Coaching Highlights -- Team

- ~ One College World Series championship series (2013)
- ~ One College World Series trip (2013)
- ~ One SEC Tournament championship (2012)
- ~ Three NCAA Regional appearances (2011-13)

### Mississippi State Baseball Coaching Highlights -- Individuals

- ~ Six All-America selections
- ~ Three Freshman All-Americans
- ~ Four NBCA All-Region selections
- ~ 21 MLB Draft picks
- ~ Five All-Southeastern Conference honorees
- ~ Five All-SEC Freshman Team picks
- ~ Three SEC All-Defensive Team accolades
- ~ Two Dick Howser Trophy semifinalists (Chris Stratton/2012; Hunter Renfroe/2013)
- ~ One Perfect Game Pitcher of the Year (Chris Stratton/2012)
- ~ One Brooks Wallace Award semifinalist (Adam Frazier/2013)
- ~ One College Baseball Hall of Fame Pitcher of the Year semifinalist (Chris Stratton/2012)
- ~ One Stopper of the Year semifinalist (Jonathan Holder/2013)
- ~ Three Academic All-Americans
- ~ One SEC Scholar-Athlete of the Year (Sam Frost/2013)

### Playing Career

- ~ Two-year letterwinner at Mississippi State (2006-07)
- ~ Two-year starter at East Mississippi Community College (2003-04)

day-to-day operation of the MSU baseball program.

Bratton was a three-year standout in baseball and football, playing outfield for Bill Miley at Oak Hill Academy in nearby West Point. He continued his baseball career in 2003 and 2004 at East Mississippi Community College, where he was coached by Bill Baldner.

Bratton then came to MSU, earning a spot on Ron Polk's team as an outfielder in 2006. That Mississippi State squad ascended to a No. 1 in-season national ranking and advanced to the finals of the NCAA Clemson Regional.

At Mississippi State, Bratton earned an undergraduate degree in secondary education in 2007 and, in 2009, completed MSU gradu-



## KAT MOORE

### UTILITY

5-4 • Fr.-HS • L/R  
Holly Springs, Miss.  
(Marshall Academy)

# 2

### PRE-COLLEGE

A utility player who can play catcher and outfield ... At Marshall Academy, earned a letter all four years she played at Marshall ... Also received four all-conference honors, three all-state honors and helped her team to two third-place finishes in the MAIS Playoffs ... In her senior season, Moore was a nominee for Gatorade Player of the Year with a batting average of .560 as team captain.

### PERSONAL

Born Katerria Moore on June 26, 1997 in Memphis, Tenn. ... The daughter of Marcus and Clarice Moore ... Major is undecided.



## KATIE ANNE BAILEY

**CATCHER/UTILITY**

**5-6 • Jr.-2L • R/R**

**Madison, Miss.**

**(Madison Central)**

# 3

### CAREER

Made an immediate impact as a freshman and found success in her increased role behind the plate during her sophomore season ... Can play either corner outfield position in addition to catching or serving as the designated player ... Has three game-winning hits over top-10 teams (pinch-hit single in the bottom of the seventh vs. No. 8 Kentucky and sacrifice fly in the bottom of the 10th inning against No. 3 Alabama in 2014 and a solo home run over No. 8 Georgia in the ninth in 2015).

### AS A SOPHOMORE (2015)

Started and played in all 57 games on the season for MSU, all at the catcher position ... Led the team in triples (8) and runs scored (43), while having ranked second in at bats (178), hits (59), doubles (9), total bases (99) and slugging percentage (.556) ... Her eight triples ranked tied for second in the Southeastern Conference and fourth in all of NCAA Division I ... Led the SEC in runners caught stealing with 16 ... Recorded 16 multiple-hit games and nine multiple-RBI games ... Had a season-long reached base streak of 20 ... Had an RBI single in the season opener vs. Mississippi Valley State (Feb. 5) to give MSU an 8-0 run-rule victory in five innings ... Also recorded a career-high 15 putouts in the opener vs. Mississippi Valley State (Feb. 5) ... Went 4-for-4 with an RBI, a triple and two runs scored against Middle Tennessee (Feb. 6) ... Saw a couple innings as an outfielder against Austin Peay (Feb. 7) ... Recorded a career-high two stolen bases in a game vs. Penn State (Feb. 22) ... Hit a solo walk-off home run vs. No. 8 Georgia (March 8) in the ninth for her first home run of the season ... Hit a home run in back to back games against SEC opponent Arkansas (April 5 & 6), including a 3-for-5 performance with a home run, three RBI and two runs scored at Arkansas (April 6) ... Went 2-for-3 with two runs, one RBI, one double, and one of four MSU home runs against No. 12 Tennessee (April 19) ... Had her best SEC series going 4-for-8 with four runs, an RBI, a double and a home run against No. 12 Tennessee (April 17-19) ... Went 4-for-5 with two triples and two RBI in a nine-inning win at Georgia Southern (April 26).

### AS A FRESHMAN (2014)

Appeared in 45 of the team's 60 games and started 21 contests ...

Earned 12 starts as the designated player, six in right field and three at catcher ... Bulldogs went 2-1 (.667 winning percentage) when catching and 7-5 (.583 winning percentage) as the designated player ... Hit in the four through nine spots in the order with the most in the sixth (eight games) and seventh (eight games) slots ... Hit .429 (three-for-seven) against left-handed pitchers ... Tallied two of MSU's nine pinch hits during the campaign ... Drove in three-of-six runners from third base with fewer than two outs, good for a 50.0 percent conversion rate ... Finished third on the team with 10 two-out RBI ... Defensively, caught two runners stealing and committed only one error ... Recorded two multiple-hit games and three multi-RBI contests ... Played in 20 of team's 24 Southeastern Conference games, starting 13 ... Finished the league campaign batting .195 (eight-for-41) with six runs scored and three batted in ... Hit .256 (11-for-43) during Mississippi State's 39 victories ... Drove in a team third-best 10 runs during March and batted .250 (seven-for-28) for the month ... Turned in a squad fourth-best .294 batting average (five-for-17) and led the way with four runs batted in during May ... Made Mississippi State debut against Jacksonville State (Feb. 9) as a pinch runner ... Scored first career run against Iowa (Feb. 23) after entering to pinch run for Mackenzie Toler in the second inning ... In first career plate appearance, against Nicholls State (March 1), was hit by a pitch ... Recorded first career hit against No. 8 Kentucky (March 8), driving in the game-winning run with a pinch-hit double in the bottom of the seventh inning, giving Mississippi State the walk-off 2-1 victory ... Started first game of career on her birthday at Georgia State (March 12), serving as the designated player, and hit first career home run with a grand slam in the third inning ... First MSU player with six RBI in a game since volunteer assistant Jessica Cooley had six at Samford on April 16, 2013 ... Started at catcher in the opener against Marshall (March 29) and caught first runner stealing, throwing out Shaelynn Braxton ... Drove in the game-winning run against No. 3 Alabama (April 13) with a walk-off sacrifice fly in the bottom of the 10th ... Sacrifice fly was second career walk-off RBI, both against Southeastern Conference teams ranked in the top 10 ... Recorded first career pickoff at Jackson State (April 15), catching Amy Lara off second in the fifth inning ... Matched career high with two hits in the opener at No. 25 LSU (May 2), a personal best for a league game ... Hit first career triple with the bases loaded against No. 16 Kentucky (May 7) in the opening round of the SEC Tournament to tie the game at 3-3 in the top of the sixth inning.

### BAILEY'S SINGLE-GAME CAREER HIGHS

Hits	4	_____ twice, last at Georgia Southern (4/26/15)
RBI	6	_____ at Georgia State (3/12/14)
Runs	3	_____ at Georgia State (3/12/14)
Doubles	2	_____ twice, last vs. Southeastern La. (2/19/15)
Home Runs	1	_____ six times, last vs. Tennessee (4/19/15)
Walks	3	_____ at Arkansas (4/5/15)
Stolen Bases	2	_____ vs. Penn State (2/22/15)
Hit streak	7	_____ 2/5/15 vs. MVSU to 2/13/15 vs. Illinois

### BAILEY'S CAREER STATS

Year	AVG	GP-GS	AB	R	H	2B	3B	HR	RBI	TB	SLG%	BB	HBP	SO	OB%	SF	SH	SB-ATT	PO	A	E	FLD %
2015	.331	57-57	178	43	59	9	8	5	34	99	.556	21	7	23	.416	3	5	11-13	313	40	7	.981
2014	.239	45-21	71	13	17	3	1	1	17	25	.352	5	4	21	.321	1	1	1-2	32	3	1	.972
TOTALS	.305	102-78	249	56	76	12	9	6	51	124	.498	26	11	44	.390	4	6	12-15	345	43	8	.980





## KATIE ANNE BAILEY

### PRE-COLLEGE

A four-year starter for three-time Mississippi High School Athletic Association 6A state champion Madison Central ... Played for head coach Kayla Watkins, a Starkville native ... Guided the Jaguars to three-straight state titles as a freshman, sophomore and junior ... Program finished as state runner-up as a senior, falling in the three-game title series to Oak Grove ... Jaguars went 96-17 during four-year career ... Helped program to four first-place finishes in the district ... Earned a pair of Clarion Ledger First-Team All-State accolades, as a sophomore and junior, and was a Second Team All-State selection following senior year ... As a junior, hit .389 with 46 hits, 31 runs, 18 stolen bases and 19 runs batted in ... Following junior year, selected to the Mississippi Association of Coaches All-Star 4A/5A/6A North Team ... During sophomore campaign, tallied a .496 average, scored 53 runs, registered 57 hits and stole 37 bases ... Burst on the scene as a freshman with a .424 batting average and .486 on-base percentage ... Played summer softball for the Thunderbolts with MSU classmate Caroline Seitz ... Head coach with the Thunderbolts was Richard Shea.

### PERSONAL

Born on March 12, 1995 ... The daughter of Keith and Suzanne Bailey ... Has one brother, Zack ... Majoring in human sciences (apparel textiles and merchandising).



## CASSADY KNUDSEN

### PITCHER

5-9 • So.-1L • R/R  
Pleasant Hill, Iowa  
(Southeast Polk)

# 4

### AS A FRESHMAN (2015)

Made an appearance in 21 games, four in the starting role and the other 17 in relief appearances ... Finished a perfect 2-0 on the season with one complete game and a 4.94 ERA ... Struck out 30 in 45.1 innings pitched as opposing batters hit at an average of .277 against her ... Recorded two games with at least five strikeouts ... Struck out one in one inning in her collegiate debut against Middle Tennessee (Feb. 6) ... Started her first collegiate game at UAB (Feb. 24) ... Threw her first complete collegiate game against Memphis (April 22) in a 11-3 win in five innings ... Struck out a career-high nine batters in a career-high 7.1 innings at Georgia Southern (April 26).

### PRE-COLLEGE

A three-year letterwinner as an infielder, outfielder and pitcher for the Rams and head coach Tia Stiles ... As a junior, earned a spot on the Class 5A Iowa Girls Coaches Association All-State Second Team, the District 5A West first team and the All-Central Iowa Conference Second Team as an infielder ... A year earlier, received District 5A West first team honors while playing infield ... Travel team, the Iowa Blitz, claimed second place at the nationals in South Carolina and won the title in California. ... Also at Southeast Polk, is involved with student council, student activities leadership team and the National Honor Society ... Volunteered for Care Initiatives Hospice, going to nursing homes and visiting the residents, the Children's Cancer Connection and the Kiwanis Miracle League, helping disabled children play softball/baseball during the summer.

### PERSONAL

Born on January 18, 1996 in Des Moines, Iowa ... The daughter of Julie and Brad Knudsen ... Has one brother, Cole, and one sister, Kelsey ... Majoring in biology.

### KNUDSEN'S SINGLE-GAME CAREER HIGHS

IP	7.1	at Georgia Southern (4/26/15)
Few hits/CG	6	vs. Memphis (4/22/15)
Strikeouts	9	at Georgia Southern (4/26/15)
Few BB/CG	1	vs. Memphis (4/22/15)
Scoreless Innings Streak	4.1	2/6/15 vs. Middle Tennessee to 2/24/15 at UAB

### KNUDSEN'S CAREER STATS

Year	ERA	W-L	App	GS	CG	SHO/CSO	SV	IP	H	R	ER	BB	SO	2B	3B	HR	BF	B/Avg	WP	HBP	ILP	SFA	SHA
2015	4.94	2-0	21	4	1	0/0	0	45.1	54	42	32	23	30	11	1	8	195	.277	3	4	0	0	1
TOTALS	4.94	2-0	21	4	1	0/0	0	45.1	54	42	32	23	30	11	1	8	195	.277	3	4	0	0	1



## REGGIE HARRISON

INFIELD

5-9 • Jr.-TR • R/R

Magnolia, Texas

(Arkansas)

7

**WILL SIT OUT THE 2016 SEASON DUE TO NCAA TRANSFER REGULATIONS**

### AS A SOPHOMORE AT ARKANSAS (2015)

Was named to the SEC Spring Academic Honor Roll ... Appeared in 47 games with 44 starts ... All starts came on the left side of the infield (41 at third base, three at shortstop) ... Season-best seven-game hit streak (April 19-May 1) ... Streak included six-straight games with at least one RBI ... Hit team-best .500 with two home runs and three RBI during Auburn series (April 24-26) ... Recorded four hits with five RBI in doubleheader against Southeast Missouri (April 29) ... Season bests of three hits (twice) and three RBI ... Tallied two hits and two runs scored in first start of the season (Feb. 13 vs. Florida A&M) ... Six multi-hit games ... Two multi-RBI games.

### AS A FRESHMAN AT ARKANSAS (2014)

Was named to the SEC First-Year Academic Honor Roll ... Appeared in 27 games with 18 starts ... Hit .298 with two home runs, 13 RBI and 17 hits in 57 at-bats ... Hit first career home run, a three-run shot, against Mississippi Valley State (March 18) ... Knocked in season-high four RBI at Ole Miss (March 22) ... Game started a stretch with at least one hit in nine of next 10 games ... Tallied five multi-hit games, three during SEC play ... Three multi-RBI games.

### PRE-COLLEGE

Harrison was a first-team performer in District 17-4A, and was named the district's Offensive MVP in 2011, one season after earning Newcomer of the Year honors as a freshman ... She helped the Bulldogs to a state runner-up finish in 2010 and a pair of bi-district titles during her sophomore and junior seasons ... She also excelled in the classroom as a three-time academic all-district selection ... Harrison played travel ball with Texas Peppers-Base in Tomball, Texas.

### PERSONAL

Born Sept. 16, 1994, Jessica "Reggie" Taylor Harrison is the daughter of the late Stephen and Carrie Harrison.

### HARRISON'S CAREER STATS

Year	AVG	GP-GS	AB	R	H	2B	3B	HR	RBI	TB	SLG%	BB	HBP	SO	OB%	SF	SH	SB-ATT	PO	A	E	FLD %
2015	.231	47-44	121	17	28	0	1	2	12	36	.298	21	4	11	.361	1	3	4-5	49	121	15	.919
2014	.298	27-18	57	7	17	2	0	2	13	25	.439	9	2	9	.412	0	0	0-0	37	9	5	.902
TOTALS	.253	74-62	178	24	45	2	1	4	25	61	.343	30	6	20	.377	1	3	4-5	86	130	20	.915

**ALEXIS  
SILKWOOD****PITCHER/UTILITY****5-4 • Jr.-2L • L/L****East Alton, Ill.****(Marquette Catholic)****8****MSU CAREER RECORDS**

- 6th in wins (40)
- 9th in innings pitched (390)
- 5th in complete games (33)
- 4th in strikeouts (383)

**CAREER**

Became the number one pitching option for MSU in the circle after her freshman season and heading into her sophomore campaign ... In 2014, set the Mississippi State freshman record for strikeouts in a year with 167 and whiffs during a game with 13 versus Texas Southern in the NCAA Tournament ... The 13 strikeouts were the most by any Bulldog pitcher during a postseason contest ... In the circle, personifies the qualities of a Bulldog, grinding and working through obstacles ... Possesses incredible determination and grit ... The April 21, 2014, Southeastern Conference Pitcher of the Week, becoming just the third MSU freshman to receive the league's weekly pitching honor, joining Stephanie Comeaux and Kelli Miller, who both won the award in 2004 ... The Feb. 17 and March 3 Southeastern Conference Freshman of the Week in 2014, making her the first Bulldog to receive two SEC Freshman of the Week honors since Ka'ili Smith (March 9, May 4) and Lindsey Dunlap (March 30, April 20) in 2009 ... Owns five total SEC honors, which is the most of any MSU player and a Bulldog record.

**AS A SOPHOMORE (2015)**

Was a valuable asset not only in the circle, but also at the plate ... Named NFCA All-South Region third team as a pitcher ... Made 47 appearances and 35 starts in the circle, along with having made 32 appearances and 31 starts in the batting order ... Tied the MSU single-season record for wins by going 26-16 and posted a team-best 2.85 ERA ... Tossed 24 complete games, six shutouts and two saves in 235.2 innings pitched with 216 strikeouts ... Ranked first in appearances, second in the SEC in innings pitched, batters struck out and tied for second in wins ... Struck out five or more batters in 19 games on the year and 10 or more four times ... Struck out five batters and notched two RBI from the plate in the same game

three times ... Her 35 starts ranked tied for third among MSU season records, while her 47 appearances rank fifth ... Hit .341 with 28 hits and 17 runs scored ... Attained a .512 slugging percentage with her five doubles, three homers and 21 RBI ... Ranked second on the team in hit by pitch (14) and drew six walks for a .462 on-base percentage ... Started the season with nine straight wins, the third most consecutive victories in MSU softball history ... Recorded six multiple-hit games and seven multiple-RBI games ... In addition to pitching, also saw time in right field on defense for MSU ... Struck out a career-high 15 in a five-inning win over Mississippi Valley State (Feb. 5) in the season opener ... Drove in a career-high three runs vs. Penn State (Feb. 22) by going 1-for-2 with a three-run double ... Hit her first career home run against Maryland (Feb. 27) ... Tossed a career-best 9.0 innings in a walk-off win over No. 8 Georgia (March 8) ... Hit a game-tying home run in the bottom of the seventh against No. 19 Texas A&M (March 15) ... Awarded SEC Co-Pitcher of the Week on March 30 following her six-inning shutout no hitter vs. Southern Miss (March 25) ... Won SEC Pitcher of the Week on April 6 after collecting three victories during the week prior ... Hit her third home run of the season vs. No. 1 LSU (April 8) to give her a 9-4 complete-game win in the circle ... Tossed a three-hit shutout and struck out seven to give MSU a 2-0 win over Weber State (May 16) and avoid elimination in the Lafayette Regional of the NCAA Tournament.

**AS A FRESHMAN (2014)**

Served as the No. 2 pitching option for most of the season behind senior Alison Owen ... Finished rookie year leading the staff with a 2.19 earned-run average to go along with a squad second-best 14 wins, 167 strikeouts and 153.1 innings pitched ... Threw 33.1 consecutive scoreless innings from the Northern Kentucky (Feb. 7) contest to the Memphis (March 1) game. String is the longest in program history ... The 167 strikeouts are the fifth most by any hurler in MSU history ... Finished 14-8 and surrendered 59 runs, 48 earned, and walked just 46 ... Appeared in 36 contests, started 20 and tossed nine complete games ...

**SILKWOOD'S SINGLE-GAME CAREER HIGHS**

Hits	3	twice, last vs. LSU (4/8/15)
RBI	3	vs. Penn State (2/22/15)
Runs	2	last vs. Tennessee (4/19/15)
Doubles		none
Home Runs		none
Walks	1	8x, last vs. Tennessee (4/18/15)
Stolen Bases	1	three times, last vs. Miami (Ohio) (3/1/15)
Hit streak	6	3/15/15 vs. Texas A&M to 3/25/15 at Southern Miss-1
IP	9.0	vs. Georgia (3/8/15)
Few hits/CG	0	at Southern Miss-1 (3/25/15)
Strikeouts	15	vs. MVSU (2/5/15)
Few BB/CG	0	vs. Weber State (5/16/15)
Scoreless Innings Streak		33 1/3; Mississippi State record 2/7/14 vs. Northern Kentucky to 3/1/14 vs. Memphis

**SILKWOOD'S CAREER STATS**

Year	AVG	GP-GS	AB	R	H	2B	3B	HR	RBI	TB	SLG%	BB	HBP	SO	OB%	SF	SH	SB-ATT	PO	A	E	FLD %
2015	.341	47-43	82	17	28	5	0	3	21	42	.512	6	14	7	.462	2	0	2-3	13	65	1	.987
2014	.231	6-6	13	1	3	0	0	0	5	3	.231	2	0	4	.333	0	0	1-1	2	32	2	.944
TOTALS	.326	53-49	95	18	31	5	0	3	26	45	.474	8	14	11	.445	2	0	3-4	15	97	3	.974

Year	ERA	W-L	App	GS	CG	SHO/CSO	SV	IP	H	R	ER	BB	SO	2B	3B	HR	BF	B/Avg	WP	HBP	ILP	SFA	SHA
2015	2.85	26-16	47	35	24	6/0	2	235.2	214	127	96	118	216	28	4	24	904	.237	8	19	6	5	11
2014	2.19	14-8	36	20	9	4/3	2	153.1	116	59	48	46	167	19	3	13	633	.207	12	11	0	3	12
TOTALS	2.60	40-24	83	55	33	10/3	4	388.3	330	186	144	164	383	47	7	37	1537	.215	20	30	6	8	23



## ALEXIS SILKWOOD

### AS A FRESHMAN (2014)...CONTINUED

Paced the team with four solo shutouts and was part of seven total blankings ... Held opponents to a .207 batting average, the fourth-lowest mark in a season in program history ... Within the Southeastern Conference, finished the season tying for eighth in strikeouts and standing ninth in opponent batting average, 10th in ERA, tied for 10th in saves (two) and 12th in fewest walks allowed ... In 20 starts, team posted a 15-5 record (.750 winning percentage) ... Left-handed hitters batted just .186 (36-for-196) ... With the bases empty, held foes to a .188 average (64-for-340) ... Struck out 7.62 batters per seven innings, good for the fourth-best mark in program history ... Held a 3.6 whiff-to-walk ratio ... Was in the batting lineup for six games, making four starts as the designated player, and hit .231 (three-for-13) with five runs batted in, one scored and two walks ... Also stole a base ... Hit .333 (three-for-nine) with runners on base and went two-for-two with the bases loaded ... Batted .750 (three-for-four) with runners in scoring position and delivered both runners from third base with fewer than two outs ... In SEC action, led the Bulldogs with a 3.88 earned-run average and went 5-5 ... Started nine games, threw four complete games and appeared in 15 of the 24 contests ... Against league foes, tossed 61.1 innings, yielding 34 earned runs on 63 hits and 31 walks while fanning 57 ... Held SEC opponents to a squad-best .264 batting average ... In conference contests, held left-handed batters to a .228 average (21-for-92) ... Turned in a squad-best 3.88 ERA against top-25 opponents and posted a 4-6 overall record ... Threw 65.0 innings, yielding 65 hits and 36 earned runs to go along with 52 strikeouts versus ranked foes ... Led the staff with a 1.11 ERA during 39 wins and placed second with 101.0 innings and 132 whiffs in victories ... The lone pitcher on the staff with a winning record during road games, going 5-3 with a 3.26 earned-run average and 63 strikeouts in 53.2 innings pitched ... Held opponents to a .217 average in road contests ... Also strong during home appearances, finishing with a 6-3 record and 2.14 earned-run average ... Struck out 57 in 59.0 home innings pitched ... Went 9-3 with a 1.07 earned-run average and .165 opponent batting average against non-conference foes ... Struck out 110 in 92.0 non-SEC frames ... Dominant in February, going 4-0 with a 0.22 ERA and 41 whiffs in 31.2 innings ... Opponents batted just .107 with three extra-base hits in February ... Led the staff in April with a 2.68 ERA and 4-3 record ... Won the squad's two games in May with a 2.80 ERA and 28 strikeouts in 23.1 frames ... Excelled during the NCAA Tournament (May 16-17), posting a 0.75 earned-run average and 1-1 record ... Struck out 15 batters in nine-and-a-third innings of NCAA postseason action ... In career debut, threw five innings and allowed just one hit and no walks against Northern Kentucky (Feb. 7) ... Struck out three in the contest, including first two batters faced of career ... During the FAU Strike Out Cancer Tournament (Feb. 13-15), held opponents to a .089 batting average with a .083 mark with runners on base (one-for-12) and did not surrender a hit with two outs during the event ... Set the Mississippi State regular-season freshman record with 12 strikeouts at FAU (Feb. 13) in the second game of the doubleheader. Fanned at least two in five of the game's seven frames ... Threw four-and-a-third innings in relief against No. 8 Kentucky (March 8) and held the Wildcats to just one run and kept Mississippi State in the game, allowing the Bulldogs to come away with a 2-1 victory ... Tossed

three shutout innings at No. 21 Auburn (March 21) in first career SEC start ... Threw complete game in finale at No. 21 Auburn (March 23) and earned first career SEC victory. Allowed just three hits and struck out six in the performance ... Picked up the win in series finale against No. 3 Alabama (April 13), recording the final out in the top of the 10th inning ... Threw complete game shutout at No. 4 Tennessee (April 18), striking out 11, an MSU rookie record in an SEC game ... Tallied a Mississippi State freshman-record 13 strikeouts against Texas Southern (May 17) ... The 13 whiffs tied senior Alison Owen's NCAA Tournament single-game record ... Of Silkwood's first 16 outs of the game, 10 were whiffs.

### PRE-COLLEGE

A four-year starter for Marquette Catholic under the direction of head coach Dan Wiedman ... A MaxPreps Medium Schools All-American in 2013 ... Left Marquette Catholic as the state's career record holder with 124 wins, 100 shutouts, 54 no-hitters and 1,907 strikeouts ... Ranks second with 15 career perfect games and checks in 13th in career earned-run average (0.34) ... Owns Illinois single-season records in strikeouts (501/2011), shutouts (28/2012), no-hitters (19/2012) and consecutive no-hitters (seven/2013) ... As a senior, averaged 16.1 strikeouts per contest, won 30 games, posted a 0.44 earned-run average and 443 strikeouts in 208 innings ... Also a threat at the plate, batting .552 with an on-base percentage of .644 ... Scored 42 runs and produced 17 doubles, five triples, four home runs and 41 RBI during final season ... Guided the Explorers to the Illinois High School Association Class 3A state championship game as a senior ... Struck out 11 against Glenbard South in the title tilt, but the team suffered a 1-0 setback in eight innings ... Team went 31-7 during final campaign ... During senior year, twirled 15 no-hitters, the second most in a year in state history, and tossed a state-record seven consecutive no-hitters, blanking Jerseyville, Mascoutah, Wood River, Quincy Notre Dame, Carrollton, Nokomis and Roxana ... As a senior in the Salem Sectional championship game, went three-for-three with a triple, two walks and a run scored and earned the victory in the circle ... In the 3A state semifinal contest, struck out 12 and scattered seven hits in a 3-2 victory over Eastside Centre ... Went 34-3 as a junior with a 0.24 earned-run average and helped Marquette Catholic to the 2A regional championship ... Struck out 500 batters as a junior, one shy of her own state record of 501 whiffs set as a sophomore ... Named the May 25, 2012, Fox 2/Arby's Athlete of the Week ... During freshman year, helped the Explorers to a fourth-place finish during the Class 2A state tournament ... Played summer softball for the Beverly Bandits and coaches Kevin Stephens and Staci Silkwood ... Also gained travel softball experience with the Midland Magic.

### PERSONAL

Born on March 10, 1995 ... The daughter of Staci Silkwood ... Has one sister, Amanda, and one brother, Anthony ... Mother was a former college softball pitcher and was Alexis' coach throughout softball career ... Majoring in secondary education (social studies).





## KAYLA WINKFIELD

INFIELD

5-8 • Sr.-3L • L/R

Giddings, Texas  
(Giddings)

9

### CAREER

A versatile speedster who can play shortstop or in the outfield ... Made an enormous jump offensively before the 2015 spring season ... Recorded 13 extra-base hits in 2015 through 172 at bats after having recorded only one through her first two seasons at MSU in 173 at bats ... A key offensive player and threat near the bottom of the order to turn the lineup over.

### AS A JUNIOR (2015)

Started all 57 games of the 2015 season at the shortstop position and played all 376.1 innings of MSU's season at short ... Posted a .331 batting average and finished third on the team in hits (57), second in doubles (9) and second in triples (4) ... Recorded 14 multiple-hit games and seven multiple-RBI games on the season ... Her 13 extra-base hits were 12 more than she had her first two seasons combined ... Was a part of nine fielding double plays ... Was the second biggest MSU threat on the base paths as she was successful on 28-of-31 steal attempts ... Started the season with a six game hitting streak from Mississippi Valley State (Feb. 5) to Louisiana Tech (Feb. 11) ... During the hitting streak went 7-for-16 with two runs, six RBI and two doubles ... Recorded her first double of the season against Saint Louis (Feb. 7) going 2-for-3 with a run and an RBI ... Went 3-for-3 with two runs, an RBI and a stolen base against Lamar (Feb. 14) ... Recorded her first triple of the year against No. 8 Georgia (March 8) as she went 1-for-4 with two RBI ... Went 3-for-3 with two runs, two RBI, a double and a triple at Southern Miss in the first game of the doubleheader (March 25) ... Recorded another six game hitting streak from Lipscomb (March 31) to No. 1 LSU (April 8) ... During the second hitting streak she went 8-for-22 with three runs, a double, a triple and three stolen bases ... Had her best performance during an SEC series come against No. 12 Tennessee when she went 4-for-8 with three runs scored, two RBI, a triple, a walk and three stolen bases (April 17-19) ... Went 3-for-3 with two runs, a double and a season-best three stolen bases, which tied her career best, against Georgia Southern (April 25) ... Closed the season by going 2-for-3 at the plate with two stolen bases vs. No. 18 Baylor (May 17) in the Lafayette Regional.

### AS A SOPHOMORE (2014)

Took over the everyday shortstop role and excelled defensively while contributing offensively ... Started all 60 of the team's games at shortstop and hit .221 ... Tallied 30 hits, 22 runs scored, 12 runs batted in, seven walks and five hit by pitches ... Also finished third on the squad with 13 stolen bases and fourth with a trio of sacrifice bunts ... Recorded a team third-best 106 putouts and placed second on the squad with 58 assists ... Batted .429 with the bases loaded (three-for-seven) and reached base 36.4 percent of the time when leading off an inning (12-for-33) ... Recorded five two-hit games and three multi-RBI contests ... Hit in the eighth (48 games) and ninth (11 games) spots of the order ... Team posted a 10-1 record (.909 winning percentage) when hitting in the No. 9 hole of the order ... Batted .173 (nine-for-52) against Southeastern Conference competition with eight runs scored and two RBI ... Registered a MSU second-best 25 assists and third-best 46 putouts against league foes ... An offensive threat during wins, batting .270 (24-for-89) with 12 steals and 12 RBI ... Found success during the NCAA Tournament (May 16-17), tying for the team lead with a .429 batting average ... One of six Bulldogs to drive in a run during the NCAA event ... Tied career high with two hits against Northern Kentucky (Feb. 7) and registered first career RBI ... Singled and was hit by a pitch versus Jacksonville State (Feb. 8), scoring a run and driving in another ... Made a run-saving stop on a single up the middle against LIU-Brooklyn (Feb. 14), keeping it a 3-1 Mississippi State lead ... Plated a career-high two runs against Iowa (Feb. 23), including game-winning score with a single in the second inning ... Went one-for-one with a sacrifice bunt at Memphis (March 18) ... Recorded first career extra-base hit at No. 21 Auburn (March 23) with a double ... Tied season high with two hits in the series finale against the Tigers ... Drove in the game-winning run against Samford (March 26) with a fourth-inning single ... Matched career high with two runs batted in versus Marshall (March 30) and tied a then-single-game personal best with two steals ... Set career highs with three runs scored and three stolen bases at Mississippi Valley State (April 1) ... Scored first and last runs in 4-2 victory against No. 3 Alabama (April 12) ... Added a single and walk in the contest ... Tallied a hit and run scored in the last two games at No. 4 Tennessee (April 19-20) and drove in a run in series finale.

### WINKFIELD'S SINGLE-GAME CAREER HIGHS

Hits	3	6x, last at Georgia Southern (4/25/15)
RBI	2	8x, last vs. Tennessee (4/18/15)
Runs	3	twice, last at Mississippi Valley State (4/1/14)
Doubles	1	9x, last at Georgia Southern (4/25/15)
Home Runs		none
Walks	3	at Samford (4/16/13)
Stolen Bases	3	twice, last at Georgia Southern (4/25/15)
Hit streak	6	twice, last from 3/31/15 at Lipscomb to 4/10/15 at Missouri

### WINKFIELD'S CAREER STATS

Year	AVG	GP-GS	AB	R	H	2B	3B	HR	RBI	TB	SLG%	BB	HBP	SO	OB%	SF	SH	SB-ATT	PO	A	E	FLD %
2015	.331	57-57	172	35	57	9	4	0	22	74	.430	4	8	25	.369	3	1	28-31	87	88	13	.931
2014	.221	60-60	136	22	30	1	0	0	12	31	.228	7	5	25	.284	0	3	13-16	106	58	12	.932
2013	.270	46-14	37	17	10	0	0	0	0	10	.270	6	0	16	.372	0	0	17-22	26	14	4	.909
TOTALS	.281	163-131	345	74	97	10	4	0	34	105	.304	17	13	66	.335	3	4	58-69	219	160	29	.929



## KAYLA WINKFIELD

### AS A FRESHMAN (2013)

Started 14 games and played in 46 during debut season ... Made all 14 starts at shortstop and hit in the eighth spot of the order each time ... Led MSU with 32 games appeared in as a substitute ... Contributed 10 hits, six walks, 17 runs scored and a team third-best 17 stolen bases ... Appeared in 20 of the team's 24 Southeastern Conference contests and started five ... Swiped six bases and scored six times during league action ... Turned in a .333 batting average and .438 on-base percentage during non-conference contests and tallied 11 runs ... Paced the Bulldogs with a .714 batting average during neutral-site contests, picking up five hits in seven at-bats ... Stole three bases and scored twice during neutral-site contests ... Went six-of-seven stealing bases versus top-25 clubs ... Six swipes were the most of any Bulldog against ranked teams ... Went nine-of-13 stealing bases as a pinch runner ... Reached base 55.6 percent of the time leading off an inning and hit .500 against left-handed pitchers ... Made collegiate debut starting at shortstop against Troy (Feb. 8) and went one-for-three ... Tallied a hit, stolen base and run scored in the run-rule win over Tennessee State (Feb. 9) ... Helped snap a 21-game losing streak to No. 12 LSU (March 9), entering as a pinch runner, stealing a base and scoring the game-winning run ... Stole home and scored on a double steal in the series opener at No. 3 Florida (April 5) ... As the starting shortstop, earned season highs in walks (three), runs (three) and stolen bases (two) in a run-rule win at Samford (April 16) ... Walked, stole second and scored a run in the series-opening win at No. 4 Alabama (April 19), helping snap the Crimson Tide's 27-game winning streak against the Bulldogs ... Registered a career-high three singles to go along with a stolen base in a neutral-site victory against Middle Tennessee State (April 22).

### PRE-COLLEGE

Played at Giddings High School under head coach Kristy Bradford ... Was considered one of the best defensive players in the state of Texas ... A triple-sport athlete in softball, basketball and track & field ... Earned all-state and all-district honors in softball and basketball following sophomore and junior seasons, while earning all-district honors her freshman year in softball ... Earned the Golden Glove Award as a freshman and Texas Outstanding Outfielder Award as a sophomore ... Went to the Texas State Championships in track & field her first three years of high school ... Finished third in the 100-yard dash and sixth in the triple jump as a junior ... Part of the winning 4x100 and 4x200 relays at the Texas Relays as a freshman.

### PERSONAL

Born Kayla Camille Winkfield on April 14, 1994, in Austin, Texas ... The daughter of William and Patricia Winkfield ... Has one sister, Keanna ... Majoring in human sciences (human development and family studies).



## LORYN NICHOLS

### OUTFIELD

5-4 • Sr.-3L • L/R

Murrieta, Calif.

(Murrieta Valley)

# 10

### MISSISSIPPI STATE CAREER RECORDS

- 7th in steals (73)

### CAREER

An anchor in the Bulldogs' outfield as well as on the base paths ... Versatile fielder who can play any outfield position ... Can be a spark at the top of the lineup, or a key component in turning the lineup over from the No. 8 spot ... Her 73 career steals ranks seventh in the MSU career record books as she is 73-for-79 in her career, a stolen-base percentage of .924.

### AS A JUNIOR (2015)

Played in all but one game on the season for 56 total with 54 having been starts ... Played strictly outfield for MSU and also served as a pinch runner on four occasions ... Recorded nine multiple-hit games and six multiple-steal games on the season ... Finished a flawless 34-for-34 at stealing bases ... Her 34 steals ranked ninth in the MSU single-season record books and third in the SEC ... Is the first player in MSU history to steal 30 or more bases in a season without having been caught stealing ... Hit .323 with 40 hits, two of which were doubles, and five RBI ... Drew 21 walks and was plunked twice for an on-base percentage of .429 ... Began the season with an eight-game hitting streak from Austin Peay (Feb. 7) to Southeastern Louisiana (Feb. 19) ... Stole a career high four bases in one game vs. Saint Louis (Feb. 8) ... Tied her career high for putouts with five vs. Georgia (March 6) ... Set a season and career high scoring three runs in one game at Southeastern Louisiana (March 17) ... Had her best hitting performance against an SEC opponent going 3-for-3 with two runs, an RBI, a walk and two stolen bases at Ole Miss (March 21) ... Her three hits set a season and career record for most hits in a game ... Went an impressive 4-for-5 with three runs, an RBI, two walks and a stolen base in the doubleheader against Southern Miss (March 25) ... Stole three bases and recorded two walks against Weber State (May 16) at the Lafayette Regional in the NCAA Tournament.

### AS A SOPHOMORE (2014)

An important part of the Bulldog outfield, playing in 56 games and starting 48 ... Earned 32 starts in left field and 16 in center ... Hit 40 times as the No. 9 hitter and was in the eighth spot in eight games ... Turned in the team's fourth-best batting average (.278) and fifth-highest on-base percentage (.386) while leading the way with 16 stolen bases, tied for the 10th most in the Southeastern Conference ... Finished with 27 hits and 23 runs scored to go along with 14 walks ... Reached base 48.4 percent of the time when leading off an inning (15-for-31) ... Tallied six multiple-hit games ... Did not commit an error and tallied 64 putouts ... Squad went 8-0 when hitting in the eighth spot of the order ... Played in 23 of team's 24 SEC games and started 18 ... Ended the league campaign with eight hits, four runs scored and five walks ... During team's 39 wins, hit .318 (21-for-66) with 21 hits, 21 runs scored and 12 walks ... Recorded the team's fourth-highest batting average during neutral site games at .286 (eight-for-28) ... Got off to a hot start, hitting .294 (10-for-34) in February contests ... Was even more impressive during seven May contests, batting a team third-best .308 (four-for-13) ... Tied career highs with two hits and two runs scored against Jacksonville State (Feb. 9) ... Made a contest-turning catch in left field versus Jacksonville State (Feb. 9), reaching over the wall to bring back a Sara Borders home run and keep it a 1-0 deficit. The next half inning, the Bulldogs tied the score and went on to win 9-1 ... Hit a squad-high .333 during the FAU Strike Out Cancer Tournament (Feb. 13-15) ... Scored the game-winning run with a tag-avoiding slide at home plate on a suicide squeeze in the bottom of the 11th inning against LIU-Brooklyn (Feb. 15) ... Turned in the fifth two-steal game of career against Central Arkansas (Feb. 19) ... Drew a career-high three walks against Ohio (March 2) after entering the contest with three walks on the season ... Scored the game-winning run in 2-1 victory against Texas State (March 2) ... Reached base all three times at No. 15 South Alabama (April 9) with a walk, hit by pitch and single. Scored MSU's first run of the contest ... Matched career high with two hits in game two against No. 3 Alabama (April 12) ... Went two-for-two with two runs scored in game two against Arkansas (April 26) ... Tallied a career-high-tying two hits in game two at No. 25 LSU (May 3). Went three-for-four in the final two games of the series (May 4-5).

### NICHOLS' SINGLE-GAME CAREER HIGHS

Hits	3	_____ twice, last at Georgia Southern (4/25/15)
RBI	2	_____ at Alabama (4/21/13)
Runs	3	_____ vs. Southeastern La. (3/17/15)
Doubles	1	_____ five times, last vs. Memphis (4/22/15)
Home Runs	_____	_____ none
Walks	3	_____ vs. Ohio (3/2/14)
Stolen Bases	4	_____ vs. Saint Louis (2/8/15)
Hit streak	8	2/7/15 vs. Austin Peay to 2/19/15 vs. Southeastern La.

### NICHOLS' CAREER STATS

Year	AVG	GP-GS	AB	R	H	2B	3B	HR	RBI	TB	SLG%	BB	HBP	SO	OB%	SF	SH	SB-ATT	PO	A	E	FLD %
2015	.323	56-54	124	34	40	2	0	0	5	42	.339	21	2	33	.429	0	2	34-34	58	1	3	.952
2014	.278	56-48	97	23	27	1	0	0	3	28	.289	14	3	27	.386	0	1	16-20	64	0	0	1.000
2013	.250	52-43	116	24	29	2	0	0	4	31	.267	9	1	37	.310	0	1	23-25	40	1	1	.976
TOTALS	.285	164-145	337	81	96	5	0	0	12	101	.300	44	6	97	.377	0	4	73-79	163	2	4	.976



## AS A FRESHMAN (2013)

Started 43 games in the outfield (25 center field, 18 right field) and appeared in 52 as a true freshman ... Made an immediate impact on the base paths, stealing a team-best 23 bases in 25 attempts ... In the original lineup for 23 of 24 Southeastern Conference contests and registered a squad-high 10 steals ... Batted .321 in non-conference games and was 14-of-15 in stolen bases ... Led the team with a .302 batting average during home contests and scored a team third-best nine runs during such games ... Reached base 45.8 percent of the time when leading off an inning (11-for-24) ... Successfully advanced base runners 41.8 percent of the time (23-for-55) ... Recorded five two-hit games and one two-RBI contest ... Hit most often in the ninth spot of the order, registering 33 starts there ... Made collegiate debut as a pinch runner, stealing a base and scoring a run in win versus Troy (Feb. 8) ... Nabbed first career start in run-rule win against Tennessee State (Feb. 9), going one-for-two with a walk, stolen base and a run ... Entered versus Fordham (March 2) as a pinch hitter with a 1-2 count, and singled, stole two bases and scored ... Started the next day in a win against Syracuse (March 3), going one-for-three with a run to wrap up the D9 Citrus Classic sweep ... Earned the start in right field for her first-ever SEC game against No. 12 LSU (March 8) ... Collected a career-high two hits with first career RBI, a career-best-tying two stolen bases and a run scored in the opening game of a doubleheader run-rule sweep at College of Charleston (March 14) ... Came back in game two of the sweep against the Cougars to score a career-high two runs ... Doubled and scored the game-tying run in the UAB win (April 3) in Ridgeland, Miss. ... Drew a walk and stole a base in the series opener at No. 3 Florida (April 5) ... Went two-for-three with a run and the game-winning RBI against the Gators in the series finale (April 7), helping MSU record its second win over a top-three team in program history ... Stole a base in the series-opening win at No. 4 Alabama (April 19), helping snap the Crimson Tide's 27-game winning streak against the Bulldogs ... Delivered a clutch two-out, two-RBI single to help erase a five-run deficit on national television in the series finale against the Crimson Tide (April 21) ... Went one-for-three with a stolen base in the 6-2 win at No. 14 Texas A&M (May 4).

## PRE-COLLEGE

Attended Murrieta Valley High School in Murrieta, Calif., under the direction of head coach David Munn ... Did not play softball as a senior due to transfer rules ... Ran track instead, setting the school record for both the 100-meter dash (11.73) and the 200-meter race (24.70) ... The Division II Southern Section Champion for the 100M ... Named Most Valuable Athlete at her school ... Received Most Outstanding Sprinter Award as a senior ... During sophomore and junior campaigns at Calvary Chapel Christian School under head coach Celeste Ducharme, broke the school records for batting average (.551), stolen bases (32) and runs (39) in a season ... Led squad to a 12-2 record as a junior, hitting .494 with 44 hits, 34 runs, 16 RBI, one home run, 32 stolen bases and a .563 on-base percentage ... Helped team to an 8-0 record her sophomore campaign, hitting .551 with 43 hits, 39 runs, eight RBI, 31 stolen bases and an on-base percentage of .598 ... Notched 79 putouts and 12 assists as a center fielder her junior season ... Named first team all-league following sophomore and junior years, along with being named Offensive Player of the Year ... Selected to the Diamond Classic All-Tournament Team as a junior ... Received the All-American National Christian School Athletic Association Award her junior year ... With travel ball team, the Orange County Batbusters, finished second in the 2011 Independence Tournament in Colorado and fifth in the 2011 Premier Tournament in Huntington Beach, Calif.

## PERSONAL

Born Loryn Kaitlin Nichols on May 9, 1994, in Pasadena, Calif. ... Daughter of Noah and Tracie Nichols ... Majoring in human sciences (human development and family studies).





## EMILY HEIMBERGER

**INFIELD**

**5-4 • Fr.-HS • L/R**

**Pawleys Island, S.C.  
(Waccamaw)**

# 11

### PRE-COLLEGE

A three-time South Carolina High School League All-State selection and a three-time member of the AA All-Region VIII team ... In 2014, set the school record for batting average in a season by hitting at a clip of .596 ... Scored 44 runs and drove in 39 on 65 hits, along with finishing a perfect 33-of-33 at stealing bases ... Waccamaw finished 2014 as the Class AA Lower State Runner-Up and the AA District VIII Champions ... Beat a throw to the plate to give Waccamaw the 2013 Class AA Lower State Championship in extra innings ... Played travel ball for the Lady Lightning Gold Team Miken with fellow freshmen Sabrina Turner and Regan Green ... Having played solely second base, compiled a .970 fielding percentage over 119 games ... A two-sport athlete, also ran for the Waccamaw cross country team where she garnered three AA VIII All-Region honors, while helping her side to four AA Region VIII Championships.

### PERSONAL

Born on Dec. 28, 1996 ... The daughter of Caroline Millan ... Majoring in biology on a pre-med track.



## OLIVIA GOLDEN

**INFIELD**

**5-5 • So.-1L • R/R**

**Hartselle, Ala.**

**(Hartselle)**

# 12

### CAREER

A sophomore infielder who will be in her fourth year with the program after receiving medical redshirt during true freshman and redshirt sophomore seasons ... Will be counted on to provide depth to the infield and serve as a valuable pinch runner.

### AS A REDSHIRT SOPHOMORE (2015)

Sat out the entire season after undergoing paraclavicular thoracic decompression surgery for an acute blood clot of her subclavian vein in November 2014.

### AS A REDSHIRT FRESHMAN (2014)

Turned in first full season without injury, appearing in 31 games, primarily as a pinch runner ... Scored a career-high 11 runs, registered nine at-bats and drove in first runs ... Finished with two hits, one double, two RBI, a pair of walks and one stolen base ... Finished second on the squad with 31 games appeared as a substitute ... Made 2014 debut as a third-base replacement against Jacksonville State (Feb. 9) ... Scored first run of career at FAU (Feb. 14) in the second game of the doubleheader, entering as a pinch runner for Sam Lenahan in the top of the sixth and coming home when Julia Echols was hit by a pitch ... Scored the next game in a similar situation, pinch running for Logan Foulks and crossing home on a Caroline Seitz single up the middle ... Tallied season's first at-bat against Iowa (Feb. 23) and played in all three games of the series (Feb. 21-23) ... Started the game-winning rally against Memphis (March 11), hitting a single to right field with one out in the top of the seventh and later in the inning scoring the contest-deciding run ... Stole first base of career versus Texas State (March 2), swiping second in the sixth inning ... Scored a career-high two runs against Samford (March 26) and drew first career walk after earlier entering as a pinch runner for Caroline Seitz ... Used a double in the fourth inning at Mississippi Valley State (April 1) to drive in first career runs, plating two ... Served as a pinch runner in all three contests against No. 3 Alabama (April 11-13), at No. 4 Tennessee (April 18-20) and versus Arkansas (April 25-27) ... Scored the game-tying run in the sixth inning against No. 16 Kentucky (May 7) in the opening round of the SEC Tournament after entering as a pinch runner.

### AS A TRUE FRESHMAN (2013)

Experienced action in three games for the Bulldogs and recorded one hit in two at bats ... Received a medical hardship waiver for the 2013 campaign ... Made collegiate debut as a pinch runner in the Southeastern Conference opener, against No. 12 LSU at home (March 8) ... Singled in first career at bat, in game two of a doubleheader run-rule sweep at College of Charleston (March 14).

### PRE-COLLEGE

Served as a third baseman and shortstop for Hartselle High School ... Tallied 162 runs, 100 RBI, 76 stolen bases and 30 home runs as a three-year member of the Lady Tigers' varsity squad ... Hit .442 with a .508 on-base percentage and an .884 slugging percentage (13 home runs) during senior campaign ... In three seasons, Hartselle won two county championships, three area titles and two regional crowns en route to three appearances in the state tournament ... Invited to the Alabama Under Armour Softball Combine ... Two-time all-county selection ... Played travel softball with the 16U and 18U Huntsville Sparks, guiding Sparks to three-straight appearances at the ASA National Tournament ... A four-year starter for the Hartselle Lady Tigers' volleyball squad, lifting the team to two county, three regional and four area championships and four consecutive state tournament appearances ... Named First-Team All-State by the Alabama High School Volleyball Coaches Association during last three years in high school.

### PERSONAL

Born Olivia Mullins Golden on Sept. 23, 1993, in Decatur, Ala. ... The daughter of Harry and Amy Golden ... Has one sister, Madeline ... Majoring in human sciences (human development and family studies) ... Pregame ritual is to eat a chicken biscuit ... Favorite professional sports team is the Los Angeles Lakers.

### GOLDEN'S SINGLE-GAME CAREER HIGHS

Hits	1	_____	three times, last at Mississippi Valley State (4/1/14)
RBI	2	_____	at Mississippi Valley State (4/1/14)
Runs	2	_____	vs. Samford (3/26/14)
Doubles	1	_____	at Mississippi Valley State (4/1/14)
Home Runs		_____	none
Walks	1	_____	twice, last vs. Texas Southern (5/17/14)
Stolen Bases	1	_____	vs. Texas State (3/2/14)
Hit streak		_____	none

### GOLDEN'S CAREER STATS

Year	AVG	GP-GS	AB	R	H	2B	3B	HR	RBI	TB	SLG%	BB	HBP	SO	OB%	SF	SH	SB-ATT	PO	A	E	FLD %
2014	.222	31-0	9	11	2	1	0	0	2	3	.333	2	0	5	.364	0	0	1-2	0	0	1	.000
2013	.500	3-0	2	0	1	0	0	0	0	1	.500	0	0	1	.500	0	0	0-0	0	0	0	.000
TOTALS	.273	34-0	11	11	3	1	0	0	2	4	.364	2	0	6	.385	0	0	1-2	0	0	1	.000



## MACKENZIE TOLER

UTILITY/PITCHER

5-9 • Jr.-2L • L/L

Fayetteville, Ga.

(Whitewater)

# 13

### CAREER

A powerful bat that was recognized across the SEC in 2015 ... Can also contribute in the pitching circle ... Expected to continue to develop and grow moving forward in both facets of the game.

### AS A SOPHOMORE (2015)

Started all 54 games she appeared for MSU at the dish as a designated player and made 17 appearances and six starts inside the circle ... Led MSU with a .347 batting average courtesy of 52 hits, nine of which were doubles and seven coming as home runs ... Drove in 38 runs and scored 20 ... Posted a .547 slugging percentage and a .484 on-base percentage with a team-high 37 walks, which ranked tied for 10th in the SEC ... Drew three walks in a game on two occasions ... Notched 13 multiple-hit games and nine multiple-RBI games ... Went 2-2 in the circle with a 3.84 ERA and 28 strikeouts in 31.0 innings pitched ... Made her pitching debut against UT Martin (Feb. 14) ... Went 1-for-1 with two runs, three RBI and her first home run of the season against Penn State (Feb. 21) ... Struck out a career-best six batters in 2.1 innings of work vs. Penn State (Feb. 22) ... Threw her highest amount of innings with 6.0 vs. Miami (Ohio) (March 1) as she took a no-hitter into the top of the seventh ... Provided a three-run home run at Ole Miss (March 20), which started a seven-run seventh inning and led to a comeback win from five runs down ... Went 2-for-3 with three RBI on a double, a home run and a walk in game one at Southern Miss (March 25) ... Aided in a last-at-bat win with a single and a run against Arkansas (April 5) ... Hit the game-winning home run in the top of the ninth at Georgia Southern (April 26) ... Went 2-for-2 with two three-run home runs for six RBI at South Carolina (May 2) ... Was one of three Bulldogs on the year to go yard twice in the same game.

### AS A FRESHMAN (2014)

Experienced action in 49 of team's 60 games, starting 39 as the designated player and one at pitcher ... Appeared in the circle in three games ... Threw 3.1 innings and allowed two hits and two walks while striking out a pair ... The only hurler on the staff to not allow an earned run during the campaign ... Held right-handed hitters to a .143 average (one-for-seven) and did not allow a hit with the bases empty ... Offensively, ended the year with a .212

batting average (21-for-99), an MSU fifth-most 18 runs batted in, five scored, a .313 slugging percentage and a team third-best 26 walks ... Posted a .383 on-base percentage and hit a pair of home runs ... Hit .333 (two-for-six) against left-handed hurlers and with the bases loaded ... Reached base 47.1 percent of the time when leading off an inning (eight-for-17) ... Picked up two of MSU's nine pinch hits during the year, batting .333 (two-for-six) in that role ... Drove in six-of-12 runners from third base with fewer than two outs, good for a 50.0 percent conversion rate ... Tallied six two-out RBI ... Registered a trio of two-hit games and four multiple-RBI contests ... Squad went 25-14 (.641 winning percentage) when serving as the starting designated player ... Bulldogs were 3-0 when hitting cleanup ... Team also went 20-8 (.714 winning percentage) when batting sixth in the order ... Appeared in 19 of 24 Southeastern Conference games, starting 14 ... Hit .213 (nine-for-39) with two runs scored ... In league games, totaled a team fourth-best eight RBI, .410 slugging percentage and six walks to go along with a squad third-best two homers ... Posted a .326 on-base percentage in league play ... Hit .400 (two-for-five) with the bases loaded against league foes ... Went two-for-four (.500 average) as a pinch hitter versus SEC opponents ... Drove in three runners from third base with fewer than two outs in seven opportunities, good for a 42.9 percent conversion rate in SEC contests ... Tallied first career hit against Northern Kentucky (Feb. 8), reaching on an infield single that drove in two runs ... Recorded final three outs against Central Arkansas (Feb. 19) and also picked up a hit while serving as the designated player ... Registered first multiple-hit game of career against Iowa (Feb. 23) with two singles and added an RBI ... Drove in game-winning run against Memphis (March 1) with a double to left field in the top of the seventh inning ... Recorded a career-high-tying two hits at No. 15 Georgia (March 14) for first Southeastern Conference hits of career ... During series at Georgia (March 14-15), hit a team second-best .375 (three-for-eight) with a squad second-best .375 on-base percentage ... Hit first career home run at No. 21 Auburn (March 21), putting MSU ahead 2-0 with a two-run blast in the second inning ... Appeared as a pinch hitter at Jackson State (April 15) and drew a bases-loaded walk to force in MSU's first run ... In two pinch-hit at-bats against Arkansas

### TOLER'S SINGLE-GAME CAREER HIGHS

Hits	3	_____	at Georgia Southern (4/26/15)
RBI	6	_____	at South Carolina (5/2/15)
Runs	2	_____	four times, last at South Carolina (5/2/15)
Doubles	1	_____	13x, last vs. Weber State (5/16/15)
Home Runs	2	_____	at South Carolina (5/2/15)
Walks	3	_____	three times, last vs. Baylor (5/15/15)
Stolen Bases	1	_____	vs. Austin Peay (2/7/15)
Hit streak	9	_____	3/28/15 vs. Florida to 4/1/15 at Missouri
IP	6.0	_____	vs. Miami (Ohio) (3/1/15)
Few hits/CG		_____	N/A
Strikeouts	6	_____	vs. Penn State (2/22/15)
Few BB/CG		_____	N/A
Scoreless Innings Streak		_____	5 2/3 2/14/15 vs. UT Martin to 2/22/15 vs. Penn State

### TOLER'S CAREER STATS

Year	AVG	GP-GS	AB	R	H	2B	3B	HR	RBI	TB	SLG%	BB	HBP	SO	OB%	SF	SH	SB-ATT	PO	A	E	FLD %
2015	.347	54-54	150	20	52	9	0	7	38	82	.547	37	4	21	.484	1	0	1-1	0	1	0	1.000
2014	.212	49-40	99	5	21	4	0	2	18	31	.313	26	2	26	.383	1	0	0-1	0	0	0	.000
TOTALS	.293	103-94	249	25	73	13	0	9	56	113	.454	63	6	47	.444	2	0	1-2	0	1	0	1.000

Year	ERA	W-L	App	GS	CG	SHO/CSO	SV	IP	H	R	ER	BB	SO	2B	3B	HR	BF	B/Avg	WP	HBP	ILP	SFA	SHA
2015	3.84	2-2	17	6	0	0/0	0	31.0	20	21	17	21	28	1	0	12	112	.179	5	10	1	0	3
2014	0.00	0-0	3	1	0	0/1	0	3.1	2	0	0	2	2	0	0	0	13	.182	2	0	0	0	0
TOTALS	3.49	2-2	20	7	0	0/1	0	34.1	22	21	17	23	30	1	0	12	125	.176	7	10	1	0	3



## MACKENZIE TOLER

### AS A FRESHMAN (2014)...CONTINUED

(April 26-27), delivered two hits and five runs batted in ... Hit first career grand slam in game two versus the Razorbacks (April 26) to end the contest due to the eight-run rule. Stroked a bases-loaded single in the series finale with Arkansas, driving in MSU's second run ... Drove in the go-ahead run in game three at No. 25 LSU (May 3) with a sacrifice fly as a pinch hitter.

### PRE-COLLEGE

A four-year starter for head coach Robert Townsend at Whitewater High School ... Named the Region Player of the Year after senior season ... Helped team to a 27-12-1 record and Class AAAA state third-place finish as a senior ... Following final campaign, played in the Georgia Athletic Coaches Association North/South All-Star Softball Classic for the South squad ... During senior season, registered a 0.60 earned-run average and posted a .620 batting average ... Tallied 115 strikeouts in 128.0 innings as a senior ... At the plate, registered seven home runs, 32 RBI and a .720 on-base percentage in 2013 ... As a junior, helped program to 38-10 record and a second-place finish during the Class AAAA state tournament ... In the championship game versus rival Northgate, hit a solo home run and drew a walk while pitching the eight-inning contest, but it was not enough as Whitewater lost 4-3 on a fielder's choice in the bottom of the eighth ... During the summer of 2011, chosen to play in the Georgia Dugout Club Elite 80 Showcase ... Named to the Region AAAAA First Team All Region as a freshman as an infielder ... Played summer travel softball for the Atlanta Vipers for head coach Greg Giles ... Helped Vipers claim the 2013 American Softball Association 18U Gold national championship with a 3-2 win against Wagner's Gold ... Squad had placed fifth in the summer of 2012 and came in fourth in the 16U age division in 2011.

### PERSONAL

Born on June 15, 1994, in Atlanta ... The daughter of Holley and Jill Toler ... Has a sister, Whitney, who plays at the University of Alabama-Huntsville for head coach Vann Stuedeman's sister, Les ... Majoring in sport pedagogy.





## HOLLY WARD

### PITCHER

5-9 • So.-1L • R/R

Haleyville, Ala.

(Haleyville)

# 14

### AS A FRESHMAN (2015)

Appeared in 20 games, 12 as the starting pitcher ... Got off to a 6-1 start to the season before finishing the year with a 6-3 mark ... Struck out 38 in 64.1 innings and compiled a 5.98 ERA ... Tossed two complete games and one shutout ... Made her collegiate debut as the starter against Middle Tennessee when she threw 5.0 innings giving up two hits, one run, two walks and two strikeouts (Feb. 6) ... Collected her first complete-game and first shutout as she tossed a three-hitter in a run-rule victory over Austin Peay (Feb. 7) ... Set a season best for innings pitched by lasting 6.0 innings against Saint Louis (Feb. 8) ... Recorded her highest number of strikeouts against UT Martin (Feb. 14) by striking out five.

### PRE-COLLEGE

Named the Alabama Gatorade Softball Player of the Year following senior year ... Played for the Haleyville High School varsity squad since seventh grade ... Carried the Lions to back-to-back Alabama High School Athletic Association Class 4A state championships as a sophomore and junior ... Guided the team to a third-place finish as a senior ... During final campaign, posted a 25-9 record to go along with a 0.80 earned-run average and 335 strikeouts in 219.1 innings ... Surrendered only 66 hits ... Also a threat at the plate, hit .432 with eight home runs and 64 runs batted in during her senior year ... The 2012 and 2013 state tournament most valuable player ... Earned a spot on the 2013 Alabama Sports Writers Association (ASWA) Super All-State Team ... The only non-senior of the 10-member squad after going 27-9 with a 0.89 ERA in 250.2 innings ... A First-Team ASWA All-State selection as a sophomore and junior after earning an honorable mention nod as a freshman ... Received 2013 MaxPreps First Team Medium Schools All-America honors ... Proved to be a dual threat as a junior, batting .419 with 67 hits, 50 runs batted in, 27 doubles and five home runs while also fanning 310 batters from the pitching circle ... Gained additional softball experience with the Tennessee Fury, NC Lady Lightning and Birmingham Mustangs travel softball teams ... As a member of the Fury, helped the team to a third-place finish as the 2013 ASA 16U Nationals ... Claimed

the 2012 Denver Sparkler Tournament title as a member of the Fury ... While with the Mustangs, finished fourth at the 2011 ASA 14U nationals after claiming the state ASA title ... Took home the 2011 Firecracker Tournament title in Denver as a Mustang. ... Away from softball, assisted as the co-editor of her school's yearbook, volunteered locally on behalf of the Red Cross, the U.S. Marine Corps Toys for Tots program and served as a youth softball instructor.

### PERSONAL

Full name is Holly Chase Ward ... Born April 15, 1996 in Jasper, Ala. ... Daughter of Kevon and Tracie Ward ... Has one brother, Kobe ... major is undeclared.

### WARD'S SINGLE-GAME CAREER HIGHS

IP	6.0	vs. Saint Louis (2/8/15)
Few hits/CG	3	vs. Austin Peay (2/7/15)
Strikeouts	5	vs. UT Martin (2/14/15)
Few BB/CG	2	twice, last vs. Penn State (2/21/15)
Scoreless Innings Streak	10	2/6/15 vs. Middle Tennessee to 2/7/15 vs. Austin Peay

### WARD'S CAREER STATS

Year	ERA	W-L	App	GS	CG	SHO/CSO	SV	IP	H	R	ER	BB	SO	2B	3B	HR	BF	B/Avg	WP	HBP	ILP	SFA	SHA
2015	5.98	6-3	20	12	2	1/0	0	64.1	89	63	55	46	38	14	2	8	278	.320	3	18	1	3	7
TOTALS	5.98	6-3	20	12	2	1/0	0	64.1	89	63	55	46	38	14	2	8	278	.320	3	18	1	3	7



## CAROLINE SEITZ

### INFIELD

5-9 • Jr.-2L • R/R  
Birmingham, Ala.  
(Oak Mountain)

# 15

### PRONUNCIATION: SIGHTS

### MSU CAREER RECORDS

- 7th in home runs (23)
- T-8th in doubles (36)

### CAREER ACCOLADES

- 2014 National Fastpitch Coaches Association (NFCA) Freshman of the Year Top 25 Finalist
- 2014 NFCA All-South Region First Team
- 2014 Southeastern Conference All-Freshman Team

### CAREER

A player to build a program around who burst on the scene as a true freshman ... Is the most lethal bat on the MSU roster ... Is a reliable option at the plate and at the hot corner, holding down the MSU infield ... Named to the National Fastpitch Coaches Association (NFCA) All-South Region First Team and the Southeastern Conference All-Freshman Team in 2014 ... Selected as a Top 25 Finalist for the NFCA Freshman of the Year Award.

### AS A SOPHOMORE (2015)

Started and played in all 57 of MSU games all at third base ... Put up a .318 batting average with a team-high 62 at bats in a team-high 195 at bats ... Also led the Bulldogs in doubles (16), home runs (15), RBI (54), total bases (123) and slugging percentage (.631) ... Her 15 homers on the season tied for third in the MSU record books for home runs in a season ... Tied for 15th in the SEC in RBI, tied for third in doubles, tied for 11th in home runs and eighth in total bases ... Recorded 17 multiple-hit games and 17 multiple-RBI games, both figures having been team bests ... Had seven three-RBI games and six three-hit games ... In the field, led MSU with 113 assists and helped on eight double plays ... Hit a home run in three straight games against Saint Louis (Feb. 8), Louisiana Tech (Feb. 11) and Illinois (Feb. 13) for a total of five RBI ... Had seven multiple-RBI games in a 10 game stretch that spanned from Feb. 11 vs. Louisiana Tech to Feb. 24 at UAB ... Went 3-for-4 with two doubles in a win over No. 23 Notre Dame (March 1) at the Citrus Classic in Orlando ... From March 15 vs. Texas A&M to March 21 at Ole Miss, went 12-for-

24 with five RBI, two doubles, one home run and three runs scored ... Hit a three-run walk-off home run vs. No. 2 Florida (March 29) in the seventh ... Drew a career-high three walks at Arkansas (April 4) and finished the game 3-for-4 with two home runs for two RBI ... Was one of three Bulldogs on the season to record two home runs in one game ... Hit home runs against No. 18 Baylor (May 15) and Weber State (May 16) in the NCAA Tournament's Lafayette Regional.

### AS A FRESHMAN (2014)

An anchor who started all 60 games at third base and proved to be a middle-of-the-order threat and one of MSU's most reliable hitters ... Topped the squad with a .340 batting average, 64 hits, 20 doubles, four triples, 116 total bases and a .617 slugging percentage ... Ranked second on the team with 37 runs batted in and eight home runs ... Added a team fourth-best 28 runs scored and .402 on-base percentage ... Led the Southeastern Conference in doubles and ranked 17th among all NCAA Division I players in doubles per game (0.33) ... Within the league, tied for fourth in triples, stood 12th in hits and tied for 12th in total bases ... Hit .417 (five-for-12) against left-handed pitchers and .337 (35-for-104) with runners on base ... Excelled in key offensive situations, batting a team-high .417 (five-for-12) with the bases loaded, squad-best .338 (22-for-65) with runners in scoring position and was successful driving in runners from third base with fewer than two outs 11-of-15 times, good for an MSU-best 73.3 percent success rate ... Topped the Bulldogs with 11 two-out RBI and 19 multiple-hit games ... Added a squad second-best 10 multi-RBI contests ... Defensively, led the way with 109 assists, tied for the ninth most in the SEC ... Against Southeastern Conference foes, paced the team with a .321 average and 25 hits ... Finished second on the squad with five doubles and a .487 slugging percentage and stood third with 14 runs batted in during SEC action ... Versus league opponents, drove in seven-of-eight runners from third base with fewer than two outs (87.5 percent conversion rate) ... Tallied a team second-best three two-out RBI in conference play ... Hit .310 (13-for-42) with runners on base against SEC teams ... In league games, tied for the top spot on the team with eight multiple-hit games and led the squad with six multi-RBI contests ... Held her own against top-25 opponents, hitting .282 with a team-best 22 hits and 12 RBI ... A key piece of MSU's 39 victories, hitting .407 (50-for-123), nearly 80 points higher than any other regular Bulldog starter ... A force in road contests, batting .344 (22-for-64) with a team-high 14 runs batted in, six doubles and .656 slugging percentage ... Excelled in home games, leading MSU with a .349 batting average (29-for-83) and 11 doubles while adding a team second-best .614 slugging percentage ... Hit a team second-best .355 (39-for-110) against non-conference opponents ...

### SEITZ'S SINGLE-GAME CAREER HIGHS

Hits	3	nine times, last at Arkansas (4/4/15)
RBI	3	seven times, last at Georgia Southern (4/25/15)
Runs	3	at Georgia State (3/12/14)
Doubles	2	five times, last vs. Georgia (3/8/15)
Home Runs	2	at Arkansas (4/4/15)
Walks	3	at Arkansas (4/4/15)
Stolen Bases	1	seven times, last vs. Penn State (2/22/15)
Hit streak	6	2/13/14 at FAU-2 to 2/21/14 vs. Iowa

### SEITZ'S CAREER STATS

Year	AVG	GP-GS	AB	R	H	2B	3B	HR	RBI	TB	SLG%	BB	HBP	SO	OB%	SF	SH	SB-ATT	PO	A	E	FLD %
2015	.318	57-57	195	34	62	16	0	15	54	123	.631	15	0	18	.363	2	2	2-2	66	113	17	.913
2014	.340	60-60	188	28	64	20	4	8	37	116	.617	15	5	23	.402	1	2	5-6	58	109	9	.949
TOTALS	.329	117-117	383	62	126	36	4	23	91	239	.624	30	5	41	.382	3	4	7-8	124	222	26	.930



## CAROLINE SEITZ

### AS A FRESHMAN (2014)...CONTINUED

Finished second on the squad with 23 runs batted in while tying for the MSU lead with six homers outside of SEC action ... Got off to a strong start, hitting .354 (17-for-48) during 16 February contests and didn't slow down, batting .364 (24-for-66) in March with a team-high 14 runs batted in, 10 doubles and five home runs ... Tallied first career hit with fourth-inning single against Northern Kentucky (Feb. 7) ... Tied the game against Jacksonville State (Feb. 8) with first career home run, a leadoff shot in the bottom of the fourth ... Became the first Mississippi State rookie to hit two home runs during opening weekend since Sam Lenahan and Heidi Shape went deep twice in 2011 ... Ranked second on the team in batting average (.333), hits (seven) and RBI (four) during the Mississippi Gulf Coast Classic (Feb. 28-March 2) ... During tournament, drove in runs in last three games and in four of the six ... Drove in the game-winning run against Texas State (March 2) with a bases-loaded single in the bottom of the fifth inning ... Doubled and hit a home run at Georgia State (March 12) while scoring a personal-best three runs ... Scored the game-tying run in the top of the fourth at Memphis (March 18) and added a career-high six assists ... Set career high with three hits in game two at No. 21 Auburn (March 22) and hit first home run during an SEC game with a two-run blast that put MSU up 2-0 in the top of the fifth ... Drove in the game-winning run against No. 3 Alabama (April 12) with a two-run double to left field in the fifth inning ... Plated the contest-tying run in the series finale versus the Crimson Tide (April 13) with a fielder's choice in the 10th frame ... In game one at No. 4 Tennessee (April 18), started the game-winning rally in the seventh with a leadoff single, the first hit of the game for the Bulldogs ... Drove in three runs, including the winner, in game three versus the Lady Vols (April 20) ... Hit .500 against Arkansas (April 25-27) with two runs scored and two driven in ... Went three-for-three and hit a game-winning home run in the seventh in game three at No. 25 LSU (May 3).

### PRE-COLLEGE

A four-year starter at Oak Mountain High School for head coach Danny DuBose the first three years and Kellie Eubanks as a senior ... Left as the program's career home run record holder with 37 long balls ... Earned a spot on the Alabama Sports Writers Association (ASWA) Class 6A All-State Team following junior and senior campaigns ... Also a member of the ASWA Super All-State Team as a junior ... Played in the Alabama High School All-Star Game for the South squad in 2012 ... Helped the Eagles to the Alabama High School Athletic Association Class 6A South Central Regional semifinals as a senior ... Named the 2013 Shelby County Reporter All-County Softball Player of the Year after senior season ... A year earlier as a junior, was tabbed the Shelby County Reporter All-Shelby County Hitter of the Year ... As a senior, registered a .446 batting average with 12 home runs and 64 RBI and 27 stolen bases ... Led the team in nine offensive categories during final campaign ... As a junior, hit .494 (86-for-174) with a .529 on-base percentage and a .917 slugging percentage ... Produced a team single-season record 19 home runs, 18 doubles, 69 runs batted in and scored 50 times ... Added 16 stolen bases during junior campaign ... Burst onto the scene as a freshman with a .406 batting average and three long balls and earned a spot on the ASWA Honorable Mention All-State Team ... Hit three more homers as a sophomore and posted a .352 batting average during the season ... Attended the same high school as former MSU standout and current volunteer assistant coach Jessica Cooley ... Played travel softball for the Birmingham Thunderbolts

and head coach Richard Shea ... Helped team to the 2013 Premier Girls Fastpitch national softball championship in Huntington Beach, Calif. ... A Thunderbolt teammate with fellow Bulldog Katie Anne Bailey ... High school coach Eubanks was an Alabama graduate who played for Bulldog head coach Vann Stuedeman, then the pitching coach for the Crimson Tide.

### PERSONAL

Born on Nov. 28, 1994 in Birmingham, Ala. ... The daughter of David and Kim Seitz ... Father played basketball and baseball for The University of Texas and was a member of the 1983 Longhorn baseball team that won the College World Series with a victory over Alabama ... Mother was a cheerleader at UAB ... Has one brother, Bert ... Majoring in sport pedagogy.



## CORI COOPER

### PITCHER

5-11 • Fr.-HS • R/R  
Magnolia, Texas  
(Magnolia)

# 18

### PRE-COLLEGE

Lettered in softball in all four of her years at Magnolia and in volleyball on one occasion ... In softball, received three all-district first team honors, one all-state first team honor and one nod for district pitcher of the year ... During her senior season she recorded 163 strikeouts over 87 innings pitched for an earned run average of 0.97 ... Also notched four no-hitters and one perfect game during her senior campaign ... Collected one volleyball honor as she was named to the academic all-district volleyball team in 2014.

### PERSONAL

Born on March 28, 1997 in Houston, Texas ... The daughter of Albert and Trim Cooper ... Majoring in kinesiology and sports studies.



## MORGAN BELL

### UTILITY

5-7 • So.-1L • R/R

Atlanta, Ga.

(Mill Creek)

# 19

### CAREER

Made an impact as a pinch hitter and occasional starter during her freshman season and is expected to have an even larger role moving forward ... Can play both corner infield positions and right field.

### AS A FRESHMAN (2015)

Appeared in 45 games on the season with 20 of those appearances having come in a starting role ... In the field, saw time at first base, third base and right field ... Was also used as a pinch hitter in 19 games ... Hit .250 on the year with 19 hits in 76 at bats and 12 RBI ... Scored six runs and raked four doubles and one homer ... Amassed a .321 on-base percentage and a .342 slugging percentage ... Made her debut against Mississippi Valley State (Feb. 5) with a start at first base ... Notched her first RBI on a fielder's choice vs. Middle Tennessee (Feb. 6) ... Recorded her first collegiate hit against Saint Louis (Feb. 7) in her second career start by going 1-for-2 with a walk (Feb. 7) ... Recorded her first collegiate home run with a three-run shot at Southeastern Louisiana (March 17) ... Had a stellar SEC series against Ole Miss when she went 6-for-8 with three runs, four RBIs and a double (March 20 & 21) ... Delivered a two-run double that provided the winning run in a seven-run seventh inning at Ole Miss (March 20) ... Recorded a career-high three hits and three RBIs with a run scored in a 3-for-3 performance in the first game of the doubleheader at Ole Miss (March 21).

### PRE-COLLEGE

A four-year letterwinner for Mill Creek High School and was one of the 2013 Gwinnett Daily Post Super Six Softball selections ... An Atlanta native who played varsity softball in the fall due to the Georgia High School Athletic Association schedule, helped Mill Creek claim the No. 3 seed for the Class AAAAAA state tournament as a senior ... As a senior, hit .415 with 10 home runs, 10 doubles and a .508 on-base percentage ... Claimed the Georgia All-State Game home run derby title after final campaign ... As a junior in the fall of 2012, hit .374 with five home runs and 45 runs batted in while helping the Hawks to a 23-15-1 record ... Added 26 runs scored and a .952 fielding percentage from primarily third base in

earning Gwinnett Daily Post First-Team All-County and first-team all-region selections ... The program finished in the elite eight at the state tournament ... As a sophomore at Mill Creek, batted .326 with a trio of long balls and 26 RBI while earning All-Region 7-AAAAA Honorable Mention squad accolades ... The Hawks finished second in the state during her sophomore campaign ... Played summer softball with the Atlanta Vipers ... The 2013 Vipers claimed the 16U ASA "A" national championship in Calif. ... A member of the 2011 adidas Futures Team Georgia ... While playing for the summer club the Georgia Impact, qualified for the 2011 ASA Nationals and finished in seventh place ... The Impact also claimed the ASA 14U Hall of Fame Tournament championship.

### PERSONAL

Born Morgan Rae Bell on January 3, 1996 in Lawrenceville, Ga. ... The daughter of Mike and Amy Bell ... Has two sisters, Emma and Lauren ... Major is currently undeclared.

### BELL'S SINGLE-GAME CAREER HIGHS

Hits	3	_____	at Ole Miss-1 (3/21/15)
RBI	3	_____	twice, last at Ole Miss-1 (3/21/15)
Runs	1	_____	six times, last at Ole Miss-2 (3/21/15)
Doubles	1	_____	four times, last at Georgia Southern (4/26/15)
Home Runs	1	_____	at Southeastern La. (3/17/15)
Walks	1	_____	seven times, last at South Carolina (5/2/15)
Stolen Bases		_____	none
Hit streak	5	_____	2/7/15 vs. Saint Louis to 2/13/15 vs. Illinois

### BELL'S CAREER STATS

Year	AVG	GP-GS	AB	R	H	2B	3B	HR	RBI	TB	SLG%	BB	HBP	SO	OB%	SF	SH	SB-ATT	PO	A	E	FLD %
2015	.250	45-20	76	6	19	4	0	1	12	26	.342	7	1	18	.321	0	0	0-0	55	1	0	1.000
TOTALS	.250	45-20	76	6	19	4	0	1	12	26	.342	7	1	18	.321	0	0	0-0	55	1	0	1.000





## SARAI NIU

### INFIELD

5-10 • Fr.-HS • R/R  
Chula Vista, Calif.  
(Cathedral Catholic)

# 21

#### PRE-COLLEGE

During her junior season set career highs in every category as she helped Cathedral Catholic High School to a 29-3 record en route to a California Interscholastic Federation Championship in 2014 ... In 2014, hit .495 with 52 RBIs on 54 hits, along with nine long balls and an on-base percentage of .545 ... When the season concluded, she was named to the All-CIF team, All-League first team and the All-State third team ... The season prior, Cathedral finished as the CIF runners-up, while she took home the CIF Sportsmanship Award. A member of the So Cal A's travel squad, helped her side to a Premier Girls Fastpitch National Championship in 2014 ... In her first three seasons from the field for Cathedral, recorded 223 assists and 75 putouts in 98 games. She was named to the All-League second team after her freshman season and the All-League first team after her sophomore campaign.

#### PERSONAL

Born on Dec. 22, 1997 ... The daughter of Sai and Tammy Niu ... Major is undeclared.



## TAYLOR KELLY

### UTILITY

5-8 • Fr.-HS • R/R  
Calhoun, Ga.  
(Calhoun)


# 23

#### PRE-COLLEGE

Helped Calhoun to two Georgia High School Association AA State Championships with a total record of 114-35 ... Had a cumulative on-base percentage is .541 and was a perfect 26-for-26 at stealing bases in her high school career ... Was named to the Georgia Athletic Coaches Association's All-State and All-Region teams on multiple occasions, along with having been named the GACA Class AA Player of the Year following her junior season ... Also amassed four varsity letters in softball ... Shattered Calhoun records for runs batted in for a season (64), career RBI (175), career doubles (39), career home runs (32) and career batting average (.476) ... Previously helped her Atlanta Vipers to an Amateur Softball Association 16-Under National Championship and an ADA 16-Under State Championship ... In two years with the Vipers, posted a .959 fielding percentage and a .397 batting average with 22 home runs and 137 RBI.

#### PERSONAL

Born on Nov. 20, 1996 ... The daughter of Mike Kelly and Terry & Merri Weldon ... Majoring in geoscience.

**CALYN  
ADAMS****INFIELD/CATCHER****5-7 • So.-1L • L/R****Colonial Heights, Va.****(Homeschooled)****24****AS A FRESHMAN (2015)**

Appeared in 25 games on the season, eight of which as a starter ... Saw time at second base, catcher and outfield on defense, along with having made pinch hit appearances ... Posted a .321 batting average with nine hits and four runs scored in 28 at bats ... Four of her nine hits were for extra bases (three doubles and one home run) as she also totaled 12 RBI on the season ... Recorded four multiple-RBI games ... Her first-collegiate appearance came as a substitute at second base against Mississippi Valley State (Feb. 5) ... First collegiate start came against Austin Peay at second base (Feb. 7) ... Went on a four-game hitting streak against Middle Tennessee (Feb. 6) through Illinois (Feb. 13) ... During the streak she went 4-for-7 with two runs, six RBI, two doubles and a home run ... The home run was the first one of her collegiate career as it came vs. Illinois (Feb. 13) ... Went 1-for-3 with one run and two RBI against Southeastern Louisiana (March 17) ... Went 1-for-1 with an RBI double that helped MSU to a walk-off win in five innings against Memphis (April 25).

**PRE-COLLEGE**

Played four years of varsity softball in the Central Virginia Homeschool Athletic Association (CVHAA) ... A member of the 2012 adidas Futures Team ... Selected as a varsity team co-captain as a junior and senior ... Gained additional softball experience with the NC Lady Lightning ... In the summer of 2013, the squad placed ninth in the 18U Premier Girls Fastpitch national championship ... Team also claimed the 2013 Louisville Slugger Independence Day Tournament title in July ... In her first year with the club, in 2012, she helped the team make a trip to the ASA 16U nationals in Montgomery, Ala. ... Family played an integral role with her high school softball team ... At 9-years old, her family purchased a softball field near Richmond for the CVHAA Patriots ... At the time there was one field, a storage garage and a small building ... The area has been expanded into a complex with the addition of a second field and a building for indoor hitting. It is now the home field for the varsity squad.

**PERSONAL**

Born on April 11, 1996 in Richmond, Va. ... The daughter of Ken and Carolyn Adams ... Has two sisters, Caryn and Carly, Carly plays softball at Longwood University ... Majoring in agronomy.

**ADAMS' SINGLE-GAME CAREER HIGHS**

Hits	1 _____	nine times, last vs. Memphis (4/22/15)
RBI	2 _____	four times, last at Southeastern La. (3/17/15)
Runs	1 _____	four times, last at Ole Miss (3/21/15)
Doubles	1 _____	three times, last vs. Memphis (4/22/15)
Home Runs	1 _____	vs. Illinois (2/13/15)
Walks	1 _____	six times, last at Missouri (4/12/15)
Stolen Bases	_____	none
Hit streak	4 _____	2/6/15 vs. Middle Tennessee to 2/13/15 vs. Illinois

**ADAMS' CAREER STATS**

Year	AVG	GP-GS	AB	R	H	2B	3B	HR	RBI	TB	SLG%	BB	HBP	SO	OB%	SF	SH	SB-ATT	PO	A	E	FLD %
2015	.321	25-8	28	4	9	3	0	1	12	15	.536	6	4	4	.500	0	0	0-0	15	10	0	1.000
<b>TOTALS</b>	<b>.321</b>	<b>25-8</b>	<b>28</b>	<b>4</b>	<b>9</b>	<b>3</b>	<b>0</b>	<b>1</b>	<b>12</b>	<b>15</b>	<b>.536</b>	<b>6</b>	<b>4</b>	<b>4</b>	<b>.500</b>	<b>0</b>	<b>0</b>	<b>0-0</b>	<b>15</b>	<b>10</b>	<b>0</b>	<b>1.000</b>



## AMANDA IVY

**OUTFIELD**  
5-8 • Jr.-2L • R/R  
Batesville, Miss.  
(South Panola)

# 25

### CAREER

Served as a top pinch-running option as a freshman and played a valuable role in the outfield on defense and towards the bottom of the order at the plate ... Has experienced action in the outfield and as a catcher ... Ranks second in the MSU record books for career grand slams with two.

### AS A SOPHOMORE (2015)

Saw time in all 57 of MSU's games on the season and started in 54 ... Played center field and left field on defense, but mainly left field ... Made numerous outstanding defensive plays in the outfield to rob opposing hitters of hits ... Collected a .326 batting average with 44 hits, 35 runs scored and 38 RBI ... Her runs scored and RBI are both tied for second-best on the team ... Ranked second in the SEC in sacrifice bunts with 10 ... Raked 12 extra-base hits with five doubles, two triples and five home runs, two of which were grand slams ... Posted a slugging percentage of .504 and an on-base percentage of .433 with 23 walks and four hit by pitches ... Recorded 12 multiple-hit games and eight multiple-RBI games on the season ... Was responsible for all four of MSU's four-RBI player performances on the season ... Led the team with a reached base streak of 25 ... Finished the season with a perfect fielding percentage of 1.000 and committed no errors in 72 chances ... Started the season with a bang by connecting for a grand slam for her first-career home run vs. Mississippi Valley State (Feb. 5) in the season opener ... Hit her second-career grand slam in the first inning vs. No. 19 Texas A&M (March 14) ... The following day hit a two-run walk-off home run to beat No. 19 Texas A&M (March 15) ... Went 2-for-4 at the plate with a home run, three runs scored and four RBI in game two at Southern Miss (March 25) ... Finished a perfect 2-for-2 at the dish vs. Memphis (April 22) with four RBI, two runs scored, a triple and a walk.

### AS A FRESHMAN (2014)

Appeared in 17 of squad's 60 games, primarily as a pinch runner ... The 17 games as a substitute were the fourth most on the squad ... Scored five runs and drove in one during initial campaign ... Recorded five at-bats and one walk ... Experienced action in eight of MSU's 24 Southeastern Conference contests and scored four runs ... Played in 11 of the team's 39 victories, scoring four runs,

driving in one and collecting four at-bats ... A key piece in April success, appearing in six games and scoring four runs ... Made Mississippi State debut at FAU in game two of the doubleheader (Feb. 13), scoring on an Erika Gaul single to left center after entering as a pinch runner for Mackenzie Toler ... Earned first significant playing time against Iowa (Feb. 23), entering in the second inning and recording first career walk, run batted in, putout and at-bat in the contest ... Initial RBI came with a bases-loaded walk during a seven-run fifth inning versus the Hawkeyes ... Threw out first runner stealing against UTSA (Feb. 28), gunning down Courtney Buchman trying to swipe second base in the sixth inning ... Caught a career-high four innings versus UAB (March 4) and recorded a personal-best four putouts ... Used as a pinch runner in all three games at No. 21 Auburn (March 21-23) for first career Southeastern Conference action ... Scored the game-winning run in the bottom of the 10th inning against No. 3 Alabama (April 13) on a sacrifice fly from Katie Anne Bailey ... Scored the game-winning run in the top of the seventh at No. 4 Tennessee (April 18), coming home on Sam Lenahan's two-run home run.

### PRE-COLLEGE

Played a combined six years of fastpitch and slowpitch softball for South Panola High School ... Selected to the all-state team as a junior and senior and was tabbed all conference the last four years ... Named the program's best offensive player in 2013 as well as the most valuable player in 2011 and 2012 ... Tabbed as the MaxPreps.com Player of the Game following the contest versus Tupelo on March 19, 2013 ... As a junior, her first year playing fastpitch, guided SPHS to a district championship and North State runner-up honors, batting .321 with 27 hits and 32 runs scored ... Added three home runs and 27 RBI, as well as going 14-14 in stolen bases ... Defensively, registered a .984 fielding percentage with 16 assists and 232 putouts ... Helped program to the state championship in 2008 ... Played summer softball for the Blue Angels Gold travel team under head coach Rose Kalisak ... Led the team in home runs in 2012 and 2013.

### PERSONAL

Born on May 25, 1995, in Memphis, Tenn. ... The daughter of Chadwick L. Franks and Pamela G. Ivy ... Has three siblings, two brothers, Anthony Franks and Joseph Franks, and sister Brianna Sumner ... Majoring in sport pedagogy.

### IVY'S SINGLE-GAME CAREER HIGHS

Hits	2	12x, last at South Carolina (5/2/15)
RBI	4	four times, last vs. Memphis (4/22/15)
Runs	3	twice, last at Arkansas (4/6/15)
Doubles	1	five times, last at Ole Miss-2 (3/21/15)
Home Runs	1	five times, last at Southern Miss-2 (3/25/15)
Walks	2	three times, last vs. LSU (4/8/15)
Stolen Bases	1	six times, last at Georgia Southern (4/25/15)
Hit streak	9	3/13/15 vs. Texas A&M to 3/25/15 at Southern Miss-2

### IVY'S CAREER STATS

Year	AVG	GP-GS	AB	R	H	2B	3B	HR	RBI	TB	SLG%	BB	HBP	SO	OB%	SF	SH	SB-ATT	PO	A	E	FLD %
2015	.326	57-54	135	35	44	5	2	5	38	68	.504	23	4	31	.433	2	10	6-6	71	1	0	1.000
2014	.000	17-0	5	5	0	0	0	0	1	0	.000	1	0	4	.167	0	0	0-0	10	1	0	1.000
<b>TOTALS</b>	<b>.314</b>	<b>74-54</b>	<b>140</b>	<b>40</b>	<b>44</b>	<b>5</b>	<b>2</b>	<b>5</b>	<b>39</b>	<b>68</b>	<b>.486</b>	<b>24</b>	<b>4</b>	<b>35</b>	<b>.424</b>	<b>2</b>	<b>10</b>	<b>6-6</b>	<b>81</b>	<b>2</b>	<b>0</b>	<b>1.000</b>

**CARMEN  
CARTER****UTILITY****5-10 • So.-1L • R/R****Jackson, Miss.****(Madison Ridgeland Academy)****31****AS A FRESHMAN (2015)**

Made an appearance in 16 games on the season ... Appearances came from mainly being used as a pinch runner, but also made two appearances on defense in the outfield ... Scored six runs and recorded one hit in one at bat on the season ... Made her collegiate debut against Middle Tennessee when she entered to pinch run (Feb. 6) ... Scored the first run of her collegiate career against Saint Louis (Feb. 8) ... Recorded her first-collegiate hit in her first-collegiate at bat with a single up the middle as a pinch hitter at Southeastern Louisiana (March 17) and later came around to score in the inning.

**PRE-COLLEGE**

A four-time all-state and all-conference selection at Madison Ridgeland Academy ... A Mississippi Association of Independent Schools (MAIS) North AA/AAA All-Star as a senior and an a MAIS Fab 15 selection as a junior and senior ... The most valuable player of the team as a senior ... Served as a captain last three years on the squad. ... Within the team, was tabbed the program's best offensive player as a sophomore and junior while claiming the best defensive player award as a sophomore ... Also played basketball and ran track at MRA ... At the 2013 MAIS North AAA state track meet, helped the Lady Patriots to the runner-up finish ... Placed second in the triple jump, third in the 200-meter dash and fifth in the long jump while being part of the first-place 4x200-meter relay team and second-place 4x100 and 4x400-meter groups ... Was a member of the Mississippi Elite ... Served as team co-captain and won the ASA 16-and-under state championship ... Participated in the USFA World Series, finishing as the runner-up ... Off the field, is involved with Ronald McDonald House charities, Operation Christmas Child and Horses for Handicapped, a group of volunteers committed to improving the quality of life for handicapped children through hands-on interaction with horses.

**PERSONAL**

Born Carmen Lindsay-Lauren Carter on January 25, 1997 in Jackson, Miss. ... The daughter of Jeanetta and Lindsay Carter ... Has two brothers, Brandon and Jason, and one sister, Moreyetta ... Majoring in biological sciences.

**CARTER'S SINGLE-GAME CAREER HIGHS**

Hits	1	_____	at Southeastern La. (3/17/15)
RBI		_____	none
Runs	1	_____	six times, last at Ole Miss-1 (3/21/15)
Doubles		_____	none
Home Runs		_____	none
Walks		_____	none
Stolen Bases		_____	none
Hit streak		_____	none

**CARTER'S CAREER STATS**

Year	AVG	GP-GS	AB	R	H	2B	3B	HR	RBI	TB	SLG%	BB	HBP	SO	OB%	SF	SH	SB-ATT	PO	A	E	FLD %
2015	1.000	16-0	1	6	1	0	0	0	0	1	1.000	0	0	0	1.000	0	0	0-0	0	0	0	.000
<b>TOTALS</b>	<b>1.000</b>	<b>16-0</b>	<b>1</b>	<b>6</b>	<b>1</b>	<b>0</b>	<b>0</b>	<b>0</b>	<b>0</b>	<b>1</b>	<b>1.000</b>	<b>0</b>	<b>0</b>	<b>0</b>	<b>1.000</b>	<b>0</b>	<b>0</b>	<b>0-0</b>	<b>0</b>	<b>0</b>	<b>0</b>	<b>.000</b>





## REGAN GREEN

**PITCHER**  
5-5 • Fr.-HS • R/R  
Hebron, Md.  
(Laurel)

# 33

### PRE-COLLEGE

2015 and 2014 Gatorade Delaware Softball Player of the Year ... Helped Laurel to two-consecutive Delaware Interscholastic Athletic Association state championships ... Fanned a total of 13 batters in a 3-0 shutout in the 2014 title game which stood as a perfect game until it was surrendered with one out in the seventh ... In the 2013 title bout, threw a perfect game with 15 strikeouts in a 3-0 win. Green became the first pitcher to toss a perfect game in a Delaware state final ... Laurel had a combined record of 31-4 in its past two seasons, both of which were powered by her right arm from inside the circle ... During the 2014 season, she owned a 15-2 record with two saves and an earned run average of 0.50 ... With over 139 innings pitched last season, struck out 269 and surrendered a mere 17 walks ... From the dish, batted .397 with three home runs, nine runs scored and 19 runs batted in this past season ... A two-time reigning All-State first team selection, after having been named All-State second team and All-Conference first team following her freshman season ... Was a member of the travel squad, Lady Lightning Gold Team Miken, along with fellow MSU freshmen Emily Heimberger and Sabrina Turner ... As a member of the Lady Lightning, Green pitched 312.2 innings since 2012 and recorded 412 strikeouts and two saves for an ERA of 2.28.

### PERSONAL

Born on March 10, 1997 ... The daughter of Kevin and Jodi Green ... Major is undecided.



## SABRINA TURNER

**UTILITY**  
5-9 • Fr.-HS • R/R  
Gulfort, Miss.  
(St. Patrick Catholic)

# 34

### PRE-COLLEGE

Helped St. Patrick Catholic to three-straight Class 3A State Championships and prior to that won a state title with Presbyterian Christian School ... In her three seasons at St. Patrick, amassed a record of 58-7 in the circle with an earned run average of 1.20 and 397 strikeouts in 378.1 innings pitched ... In over 71 appearances since enrolling at St. Patrick, she recorded 55 starts, 49 complete games and 16 shutouts ... Notched a career batting average of .444 in 98 games, along with a .517 on-base percentage and a slugging percentage of .691 ... In the 2014 Class 3A State Championship best-of-three series, provided a clutch two-run single in game two after St. Patrick dropped the first game ... Over the final two games of the series, tossed 14 innings and allowed just eight hits to lead the Fighting Irish to the state title ... During her first two years at St. Patrick, played basketball and was named an honorable mention All-District selection in 2012 ... Was also named the 2014 Sun Herald Softball Player of the Year, along with being named to All-State and All-District teams in 2013 and 2014 ... Was named the 2013 Mississippi High School Sports 3A Player of the Year and the 2012 MSHSS 3A Pitcher of the Year ... Played travel softball for the New Jersey Intensity for three years.

### PERSONAL

Born on January 2, 1997 ... The daughter of Neal and Elizabeth Turner ... Majoring in biochemistry.



## MADISON COUSINEAU

**UTILITY**

**5-7 • Fr.-HS • R/R**

**Otto, N.C.**

**(Franklin)**

# 44

### PRE-COLLEGE

Lettered in softball, basketball and volleyball at Franklin ... A four-time all-conference honoree, along with being a three-time all-district first team and all-state selection ... Improved her numbers in each of her first three seasons and posted a .415 batting average along with five home runs, 18 RBI and an on-base percentage of .535 as a junior ... Showed a keen eye for the strike zone as she drew 16 walks during her junior campaign ... Cousineau led her Tennessee Fury travel squad to the 2014 Amateur Softball Association Gold 16-Under National Championship with an 8-1 record in the event ... Was also a member of the Georgia Elite Gold 18-Under ... Garnered two letters in volleyball and two in basketball, all of which came at the varsity level ... Was a part of five playoff teams in a two and a half years span ... As a junior, posted a flawless fielding percentage of 1.000 courtesy of 107 putouts and eight assists in 20 games.

### PERSONAL

Born on March 11, 1997 ... The daughter of Troy and Sonya Cousineau ... Majoring in psychology.



## ALL-TIME SERIES RECORDS VERSUS OPPONENTS

OPPONENT	LAST VICTORY MSU (SCORE)	LAST VICTORY OPPONENT (SCORE)	RECORD	CURRENT STREAK	LONGEST MSU STREAK	HOME	AWAY	NEUTRAL	EXTRA- INNINGS	POST- SEASON
Akron	-	4/13/85 (0-2)	0-1	L1	-	0-0	0-0	0-1	-	-
Alabama	4/13/14 (4-3 [10])	4/11/14 (1-5)	10-53	W2	W2	6-22	3-25	1-6	2-4	0-5
Alabama A&M	2/20/04 (13-0)	-	2-0	W2	W2	2-0	0-0	0-0	-	-
Alabama State	3/1/97 (18-0)	-	2-0	W2	W2	0-0	0-0	2-0	-	-
Alcorn State	3/29/11 (10-1)	-	4-0	W4	W4	3-0	0-0	1-0	-	-
Arkansas	4/6/15 (16-4 [6])	4/25/14 (4-6)	36-25	W5	W6	19-10	16-13	1-2	3-2	1-2
Arizona	2/9/02 (7-1)	5/19/07 (0-8)	1-2	L2	W1	1-1	0-1	0-0	-	0-1
Arizona State	2/22/02 (2-1)	2/8/03 (4-5)	1-2	L2	W1	0-0	0-1	1-1	-	0-1
Arkansas State	4/10/86 (9-0)	-	6-0	W6	W6	3-0	2-0	1-0	-	-
Auburn	3/23/14 (5-2)	3/22/14 (2-5)	30-27	W1	W9	16-11	13-15	1-1	2-2	1-1
Austin Peay	2/7/15 (8-0 [5])	-	7-0	W7	W7	5-0	0-0	2-0	-	-
Baylor	-	5/17/15 (0-2)	0-5	L5	-	0-0	0-2	0-3	0-1	0-2
Belmont	2/13/02 (2-0)	2/23/13 (3-4)	5-1	L1	W5	5-0	0-0	0-1	-	-
Birmingham Southern	3/19/03 (4-0)	-	2-0	W2	W2	2-0	0-0	0-0	-	-
Boston University	3/11/00 (4-2)	-	1-0	W1	-	0-0	0-0	1-0	-	-
Bowling Green	2/25/11 (3-2)	-	3-0	W3	W3	0-0	0-0	3-0	-	-
Bradley	2/7/04 (7-1)	3/18/86 (0-6)	3-1	W2	W2	3-1	0-0	0-0	-	-
BYU	2/15/07 (1-0)	5/17/12 (3-4 [9])	2-1	L1	W2	0-0	0-0	2-1	0-1	0-1
Butler	2/19/11 (2-0)	-	1-0	W1	W1	1-0	0-0	0-0	-	-
California	2/10/08 (4-1 [9])	5/15/09 (3-8)	2-4	L1	W2	0-0	0-0	2-4	1-0	0-1
Cal Poly	-	2/26/98 (2-5 [8])	0-1	L1	-	0-0	0-0	0-1	0-1	-
Cal State Fullerton	2/25/05 (5-4 [8])	2/8/03 (0-3)	1-2	W1	W1	0-0	0-0	1-2	1-0	-
Cal State Northridge	2/8/08 (4-2)	3/14/10 (6-13)	1-1	L1	W1	0-0	0-0	1-1	-	-
Carthage College	3/20/82 (6-1)	3/20/82 (13-16)	1-1	L1	W1	1-1	0-0	0-0	-	-
Centenary	2/7/99 (4-1)	-	1-0	W1	W1	0-0	1-0	0-0	-	-
Central Arkansas	2/19/14 (6-0)	-	1-0	W1	W1	1-0	0-0	0-0	-	-
Central Michigan	-	3/7/02 (0-2)	0-1	L1	-	0-0	0-0	0-1	-	-
Central Oklahoma	4/18/86 (3-2)	-	1-0	W1	W1	0-0	0-0	1-0	-	-
Charleston Southern	3/15/13 (12-4)	-	3-0	W3	W3	2-0	1-0	0-0	-	-
Chattanooga	3/16/04 (2-1)	3/3/07 (3-11)	7-1	L1	W7	3-0	2-1	2-0	-	1-0
Cleveland State CC	4/26/85 (5-2)	-	1-0	W1	W1	0-0	0-0	1-0	-	-
Coastal Carolina	3/12/03 (10-2)	3/12/03 (6-7)	2-1	L1	W2	0-0	0-0	2-1	-	-
College of Charleston	3/14/13 (12-1)	-	2-0	W2	W2	0-0	2-0	0-0	-	-
College of New Jersey	-	3/16/83 (0-5)	0-1	L1	-	0-0	0-0	0-1	-	-
Colorado State	2/23/03 (5-3)	3/12/10 (5-6 [8])	2-2	L1	W2	1-0	0-0	1-2	1-0	-
Columbia	3/3/12 (12-4)	-	2-0	W2	W2	2-0	0-0	0-0	-	-
Connecticut	-	2/23/02 (3-6)	0-1	L1	-	0-0	0-0	0-1	-	-
Delta State	4/6/99 (7-1)	-	6-0	W6	W6	4-0	0-0	2-0	-	-
DePaul	-	2/25/12 (2-3)	0-1	L1	-	0-0	0-0	0-1	-	-
Drexel	2/18/01 (4-1)	-	1-0	W1	W1	1-0	0-0	0-0	-	-
East Tennessee State	3/13/10 (9-0)	-	3-0	W3	W3	2-0	0-0	1-0	-	-
Eastern Conn. State	-	3/15/83 (1-2)	0-1	L1	-	0-0	0-0	0-1	-	-
Eastern Illinois	3/3/12 (8-0)	-	1-0	W1	W1	1-0	0-0	0-0	-	-
Eastern Michigan	3/20/86 (1-0)	-	1-0	W1	W1	0-0	0-0	1-0	-	-
Evansville	2/21/09 (7-0)	2/19/99 (2-3 [8])	3-1	W2	W2	2-1	0-0	1-0	1-1	-
Fairleigh Dickinson	3/15/83 (21-6)	-	1-0	W1	W1	0-0	0-0	1-0	-	-
Florida	3/29/15 (5-3)	3/28/15 (2-16)	19-31	W1	W7	8-14	8-16	3-1	0-2	-
Florida A&M	3/4/05 (4-2)	3/5/98 (3-8)	4-2	W1	W3	2-0	1-1	1-1	-	-
Florida Atlantic	2/13/14 (5-0)	5/21/04 (0-1)	3-3	W2	W2	0-0	2-0	1-2	-	-
Florida Gulf Coast	-	3/5/09 (3-8)	0-1	L1	-	0-0	0-0	0-1	-	-
Florida International	5/15/03 (4-2)	-	2-0	W2	W2	0-0	0-0	2-0	-	1-0
Florida State	3/12/11 (8-7)	5/17/13 (2-5)	7-7	L1	W4	0-2	3-3	4-2	1-1	0-1
Fordham	3/2/13 (8-0)	-	2-0	W2	W2	1-0	0-0	1-0	1-0	-
Fresno State	-	3/14/10 (3-11)	0-3	L3	-	0-0	0-1	0-2	-	-
George Mason	-	3/16/84 (8-13)	0-1	L1	-	0-0	0-0	0-1	-	-
Georgetown	3/13/10 (7-6)	-	3-0	W3	W3	2-0	0-0	1-0	-	-
Georgia	3/8/15 (8-7 [9])	3/7/15 (1-9 [5])	24-29	W1	W9	12-12	10-14	2-3	7-0	1-3
Georgia Southern	4/26/15 (7-5 [9])	-	7-0	W7	W7	2-0	2-0	3-0	2-0	-
Georgia State	3/12/14 (16-9)	2/26/11 (5-8)	4-1	W2	W2	3-0	1-0	0-1	-	-
Georgia Tech	2/25/12 (5-3)	4/14/03 (3-5)	9-2	W3	W6	5-0	3-2	1-0	1-0	-
Grambling	4/20/85 (11-1)	-	3-0	W3	W3	0-0	2-0	1-0	-	-
Hawai'i	3/6/09 (14-11)	5/17/08 (4-7)	1-3	W1	W1	0-0	1-0	0-3	0-2	-
Hofstra	3/1/13 (9-1)	2/26/10 (1-2)	3-1	W1	W2	0-0	0-0	3-1	-	-
Houston	-	5/6/13 (5-6)	0-2	L2	-	0-0	0-2	0-0	-	-
Idaho State	-	3/27/82 (0-8)	0-1	L1	-	0-0	0-0	0-1	-	-
Illinois Central College	4/13/85 (5-3)	-	1-0	W1	W1	0-0	0-0	1-0	-	-
Illinois-Chicago	2/13/11 (5-2)	2/11/11 (4-5)	3-1	W1	W2	0-0	0-0	3-1	-	-



## ALL-TIME SERIES RECORDS VERSUS OPPONENTS

OPPONENT	LAST VICTORY MSU (SCORE)	LAST VICTORY OPPONENT (SCORE)	RECORD	CURRENT STREAK	LONGEST MSU STREAK	HOME	AWAY	NEUTRAL	EXTRA- INNINGS	POST- SEASON
Illinois State	2/28/10 (9-3)	4/15/83 (0-2)	1-1	W1	W1	0-0	0-0	1-1	-	-
Indiana State	3/6/07 (2-1)	-	1-0	W1	W1	1-0	0-0	0-0	-	-
Iona	2/7/09 (10-0)	-	1-0	W1	W1	1-0	0-0	0-0	-	-
Iowa	2/23/14 (9-1)	3/5/98 (2-4)	4-2	W4	W4	3-0	0-0	1-2	1-0	-
Iowa State	2/9/07 (9-3)	2/10/07 (3-8)	1-2	L1	W1	1-1	0-0	0-1	-	-
IPFW	2/22/03 (5-1)	-	1-0	W1	W1	0-0	0-0	1-0	-	-
Jackson State	4/15/14 (6-4)	-	8-0	W8	W8	6-0	2-0	-	-	-
Jacksonville	2/11/06 (8-0)	-	2-0	W2	W2	0-0	0-0	2-0	-	-
Jacksonville State	2/9/14 (8-0)	2/16/03 (1-9)	10-3	W4	W4	7-1	2-0	1-2	0-1	-
Kansas	-	3/3/02 (3-4)	0-2	L2	-	0-0	0-0	0-2	-	-
Kentucky	3/8/14 (2-1)	5/7/14 (3-4 [9])	28-22	L2	W11	17-7	11-13	0-2	4-2	0-1
Kennesaw State	2/10/07 (6-0)	3/11/14 (1-2 [8])	1-3	L3	W1	1-1	0-2	0-0	-	-
Kent State	-	3/12/82 (8-9)	0-2	L2	-	0-0	0-0	0-2	-	-
Kentucky Wesleyan	3/8/86 (11-2)	-	6-0	W6	W6	4-0	2-0	0-0	-	-
Lincoln College	4/27/85 (7-4)	-	1-0	W1	W1	0-0	0-0	1-0	-	-
Lipscomb	3/31/15 (1-0)	-	3-0	W3	W3	1-0	1-0	1-0	1-0	-
LIU-Brooklyn	2/15/14 (1-0)	-	3-0	W3	W3	0-0	0-0	3-0	1-0	-
Long Beach State	3/11/06 (13-2)	-	1-0	W1	W1	0-0	0-0	1-0	-	-
Louisiana	4/7/86 (5-1)	2/13/13 (1-9)	12-3	L6	W2	1-5	2-5	0-2	-	0-1
Louisiana Monroe	2/19/10 (4-0)	4/11/00 (1-2)	12-6	W6	W6	8-2	3-4	1-0	2-0	-
LSU	4/8/15 (9-4)	5/3/14 (0-8)	8-53	W2	W2	6-25	2-26	0-2	1-6	0-2
Louisiana Tech	2/12/15 (6-4)	4/25/97 (2-5)	9-9	W9	W9	9-7	0-2	0-0	1-0	-
Luther College	3/23/84 (3-2)	3/23/84 (4-6)	1-1	L1	W1	1-1	0-0	0-0	-	-
Maine	3/23/85 (7-0)	-	1-0	W1	W1	0-0	0-0	1-0	-	-
Marshall	3/30/14 (9-1)	-	3-0	W3	W3	3-0	0-0	0-0	-	-
Maryland	2/27/15 (6-2)	-	3-0	W3	W3	0-0	0-0	3-0	-	-
Massachusetts	3/2/08 (3-2)	2/26/10 (6-7)	3-1	L1	W3	0-0	0-0	3-1	0-1	-
McNeese State	2/12/05 (5-0)	-	2-0	W2	W2	1-0	0-0	1-0	-	-
Memphis	4/22/15 (11-3 [5])	-	6-0	W6	W6	3-0	1-0	2-0	-	-
Mercer	2/24/08 (5-2)	2/25/11 (5-6)	2-1	L1	W2	0-0	1-0	1-1	-	-
Miami (Ohio)	3/1/15 (3-1)	-	3-0	W3	W3	0-0	0-0	3-0	-	-
Michigan	2/22/02 (3-2)	2/26/12 (1-3)	1-7	L3	W1	0-2	0-0	1-5	0-1	-
Michigan State	3/9/01 (6-2)	3/22/84 (1-6)	2-2	W2	W2	1-2	0-0	1-0	-	-
Middle Tennessee St.	2/6/15 (9-1)	3/17/05 (5-6)	5-1	W4	W4	4-0	1-1	0-0	-	-
Miss. Univ. for Women	4/4/86 (10-0)	4/23/85 (1-5)	7-2	W3	W4	4-1	2-1	1-0	-	-
Mississippi Valley St.	2/5/15 (8-0)	4/18/07 (3-5)	27-1	W19	W19	20-0	5-1	2-0	1-0	1-0
Missouri	4/11/15 (8-4)	5/6/15 (0-9)	2-7	L2	W1	1-3	1-2	0-2	-	0-1
Missouri State	3/20/85 (4-2)	3/7/86 (3-10)	1-3	L2	W1	1-3	0-0	0-0	-	-
Monmouth	3/11/03 (9-1)	-	1-0	W1	W1	0-0	0-0	1-0	-	-
Mount St. Mary's	3/7/09 (6-1)	-	1-0	W1	W1	0-0	0-0	1-0	-	-
Murray State	2/17/13 (4-1)	-	1-0	W1	W1	1-0	0-0	0-0	-	-
Nebraska	-	2/24/07 (6-7)	0-3	L3	-	0-0	0-1	0-0	-	0-1
Nebraska-Omaha	-	3/26/82 (0-8)	0-1	L1	-	0-0	0-0	0-1	-	-
Nevada	2/21/03 (7-0)	-	1-0	W1	W1	0-0	0-0	1-0	-	-
New Mexico	3/15/97 (7-2)	-	2-0	W2	W2	0-0	0-0	2-0	-	-
New Mexico State	2/9/02 (7-6 [8])	-	3-0	W3	W3	0-0	0-0	3-0	-	-
Nicholls State	3/1/14 (7-0)	-	3-7	W2	W2	1-3	0-2	2-2	0-1	-
North Carolina	3/8/02 (8-3)	3/13/11 (2-8)	2-3	L3	W2	0-0	0-0	2-3	-	-
North Carolina State	2/29/08 (4-0)	2/27/10 (3-4)	2-2	L1	W2	1-1	0-0	1-1	-	-
North Texas	4/19/86 (6-3)	-	1-0	W1	W1	0-0	0-0	1-0	-	-
Northern Illinois	-	2/23/97 (1-2)	0-1	L1	-	0-0	0-0	0-1	-	-
Northern Kentucky	2/8/14 (6-1)	-	2-0	W2	W2	2-0	0-0	0-0	-	-
Northwestern State	2/24/06 (5-2)	2/16/13 (5-10)	8-4	L1	W5	5-2	2-2	1-0	-	1-0
Notre Dame	3/1/15 (6-1)	3/15/97 (3-8)	1-1	W1	W1	0-0	0-0	1-1	-	-
Oakland	2/27/02 (10-1)	-	2-0	W2	W2	2-0	0-0	0-0	-	-
Ohio	3/2/14 (2-1)	-	1-0	W1	W1	0-0	0-0	1-0	-	-
Ohio State	3/21/86 (3-2)	2/27/09 (0-7)	1-3	L2	W1	0-0	0-0	1-3	-	-
Oklahoma	-	3/3/00 (4-12)	0-2	L2	-	0-0	0-0	0-2	-	-
Oklahoma City	-	4/19/96 (2-3)	0-1	L1	-	0-0	0-0	0-1	-	-
Oklahoma State	-	2/14/04 (2-3)	0-3	L3	-	0-0	0-0	0-3	-	-
Ole Miss	3/20/15 (8-6)	3/21/15 (8-14)	38-22	L2	W9	21-6	16-12	1-4	2-4	-
Oregon	2/8/8 (3-0)	-	1-0	W1	W1	0-0	0-0	1-0	-	-
Oregon State	2/21/10 (6-5)	3/6/09 (0-2)	2-4	W2	W2	0-0	0-0	2-4	1-1	-
Pacific	5/18/07 (7-1)	5/19/07 (10-12)	1-2	L1	W1	0-0	0-0	1-2	-	1-1
Penn State	2/22/15 (10-2)	2/24/-1 (5-6)	4-2	W3	W3	3-0	0-0	1-2	-	-
Pittsburgh	3/2/03 (5-4)	2/27/04 (2-3)	1-1	L1	W1	0-0	0-0	1-1	1-0	-
Portland State	-	5/18/12 (0-2)	0-1	L1	-	0-0	0-0	0-1	-	0-1





## ALL-TIME SERIES RECORDS VERSUS OPPONENTS

OPPONENT	LAST VICTORY MSU (SCORE)	LAST VICTORY OPPONENT (SCORE)	RECORD	CURRENT STREAK	LONGEST MSU STREAK	HOME	AWAY	NEUTRAL	EXTRA- INNINGS	POST- SEASON
Purdue	2/13/09 (4-3)	2/27/11 (0-5)	3-1	L1	W3	2-0	0-0	1-1	-	-
Radford	-	3/8/09 (1-3)	0-1	L1	-	0-0	0-0	0-1	-	-
Rhode Island	-	3/16/83 (5-9)	0-1	L1	-	0-0	0-0	0-1	-	-
Rutgers	2/20/09 (6-0)	-	1-0	W1	W1	1-0	0-0	0-0	-	-
Saint Francis (Pa.)	3/4/05 (7-0)	-	1-0	W1	W1	0-0	0-0	1-0	-	-
Saint Mary's (Calif.)	-	3/14/97 (1-2)	0-1	L1	-	0-0	0-0	0-1	-	-
Saint Mary's (Neb.)	3/29/86 (11-1)	-	1-0	W1	W1	1-0	0-0	0-0	-	-
Samford	3/26/14 (9-1)	4/4/07 (0-3)	16-2	W4	W8	11-1	4-1	1-0	1-0	-
San Diego State	2/9/08 (8-0)	2/15/04 (1-2)	1-2	W1	W1	0-0	0-2	1-0	0-1	-
Santa Clara	3/5/09 (11-3)	-	1-0	W1	W1	0-0	0-0	1-0	-	-
Seton Hall	2/23/07 (23-0)	-	1-0	W1	W1	0-0	0-0	1-0	-	-
Siena	3/14/98 (6-0)	-	2-0	W2	W2	2-0	0-0	0-0	-	-
South Alabama	2/9/12 (7-2)	4/15/15 (2-3)	2-4	L4	W2	1-2	1-2	0-0	-	-
South Carolina	5/2/15 (9-6)	5/3/15 (1-9)	28-27	L1	W7	12-12	12-10	4-5	5-4	3-3
South Florida	2/12/06 (4-2)	2/14/12 (0-1)	2-3	L1	W2	0-0	2-2	0-1	-	-
Southern Illinois	2/19/11 (10-8)	2/20/11 (4-9)	5-3	L1	W5	5-3	0-0	0-0	-	-
SIU-Edwardsville	2/24/13 (1-0)	2/17/12 (4-5)	4-1	W2	W2	3-1	0-0	1-0	-	-
Southern Mississippi	3/25/15 (12-6)	4/6/11 (4-14)	33-13	W3	W8	14-7	17-2	2-3	0-2	-
Southeast Missouri St.	2/24/13 (8-4)	4/3/84 (0-2)	3-1	W3	3-1	2-0	0-0	1-1	-	-
Southeastern La.	3/17/15 (16-1)	-	3-0	W3	W3	2-0	1-0	0-0	-	-
Southern	3/31/10 (4-1)	-	1-0	W1	W1	1-0	0-0	0-0	-	-
Stanford	3/3/00 (2-1)	3/9/02 (0-7)	1-2	L2	W1	0-0	0-0	1-2	1-0	-
Stephen F. Austin	3/14/10 (5-0)	3/11/82 (0-10)	2-1	W2	W2	2-0	0-0	0-1	-	-
Stony Brook	5/17/08 (8-3)	-	1-0	W1	W1	0-0	0-0	1-0	-	1-0
Syracuse	3/3/13 (4-1)	-	5-0	W5	W5	0-0	0-0	5-0	-	-
Temple	3/9/02 (6-0)	-	2-0	W2	W2	1-0	0-0	1-0	-	-
Tennessee	4/20/14 (11-7)	4/19/15 (8-16)	17-34	L3	W5	6-17	10-15	1-2	1-2	1-2
Tennessee Martin	2/14/15 (4-2)	-	3-0	W3	W3	1-0	0-0	2-0	1-0	-
Tennessee State	2/9/13 (8-0)	-	4-0	W4	W4	2-0	0-0	2-0	-	-
Tennessee Tech	4/28/12 (5-1)	2/18/05 (3-5)	8-2	W2	W5	6-1	1-0	1-1	1-0	-
Texas	-	5/17/14 (3-4)	0-5	L5	-	0-0	0-2	0-3	0-1	0-4
Texas A&M	3/15/15 (7-5)	3/14/15 (8-10)	6-6	W1	W2	3-1	1-4	2-1	-	-
Texas A&M-CC	5/21/05 (2-1 [8])	-	3-0	W3	W3	0-0	1-0	2-0	1-0	2-0
Texas Southern	5/17/14 (5-3)	-	1-0	W1	W1	0-0	0-0	1-0	-	1-0
Texas State	3/2/14 (2-1)	2/11/01 (0-5)	4-1	W2	W2	0-0	0-0	4-1	-	-
Texas Tech	2/8/02 (12-4)	3/9/01 (0-1)	1-1	W1	W1	0-1	0-0	1-0	-	-
Toledo	3/2/07 (3-2)	3/1/86 (0-2)	1-1	W1	W1	0-0	0-0	1-1	-	-
Troy	2/8/13 (5-2)	-	7-0	W7	W7	4-0	2-0	1-0	-	-
Truman State	-	4/2/82 (2-3)	0-1	L1	-	0-0	0-0	0-1	-	-
Tulsa	2/19/05 (4-2)	2/22/97 (0-1)	3-1	W3	W3	2-0	0-0	1-1	-	-
UAB	4/3/13 (3-2)	2/24/15 (4-5 [8])	14-5	L2	W10	9-3	5-2	0-0	0-1	-
UC Davis	-	2/16/07 (1-2)	0-1	L1	-	0-0	0-0	0-1	-	-
UC Riverside	2/9/08 (8-0)	2/12/11 (6-7)	1-1	L1	W1	0-0	0-0	1-1	-	-
UC Santa Barbara	2/13/04 (6-3)	3/1/08 (2-5 [8])	1-3	L2	W1	0-0	0-1	1-2	0-2	-
UCLA	-	3/12/06 (0-3)	0-3	L3	-	0-0	0-0	0-3	-	-
UNLV	2/13/99 (9-1)	2/11/11 (9-10 [9])	1-3	L3	W1	0-0	0-3	1-0	1-0	-
UT Arlington	-	4/18/86 (2-3)	0-2	L2	-	0-0	0-1	0-1	-	-
UTSA	2/28/14 (6-0)	-	1-0	W1	W1	0-0	0-0	1-0	-	-
Utah	2/26/05 (10-3)	3/8/01 (2-3)	2-4	W1	-	0-0	0-0	2-4	0-1	1-1
Utah State	2/17/07 (6-3)	-	3-0	W3	-	0-0	0-0	3-0	-	-
Villanova	2/28/04 (3-1)	-	1-0	W1	W1	0-0	0-0	1-0	-	-
Virginia	2/29/04 (5-0)	-	1-0	W1	W1	0-0	0-0	1-0	-	-
Virginia Tech	-	3/5/05 (3-4)	0-1	L1	-	0-0	0-0	0-1	-	-
Washington	3/3/06 (3-0)	2/12/11 (5-18)	1-4	L2	W1	0-0	0-1	1-3	-	0-2
West Florida	3/20/86 (4-0)	-	1-0	W1	W1	0-0	0-0	1-0	-	-
West Georgia	3/30/85 (12-2)	-	2-0	W2	W2	1-0	0-0	1-0	-	-
Western Illinois	-	3/23/85 (3-5)	0-3	L3	-	0-2	-	0-1	0-2	-
Western Kentucky	2/16/13 (1-0)	2/24/08 (2-4)	2-2	W1	W1	1-0	0-0	1-2	-	-
Western Michigan	3/6/98 (5-1)	-	1-0	W1	W1	0-0	0-0	1-0	-	-
Wichita State	2/23/13 (4-0)	-	1-0	W1	W1	1-0	0-0	0-0	-	-
William Woods	-	4/13/84 (0-1)	0-1	L1	-	0-0	0-0	0-1	-	-
Winthrop	2/17/01 (14-2)	-	2-0	W2	W2	2-0	0-0	0-0	-	-
Wisconsin	2/7/03 (9-2)	-	1-0	W1	W1	0-0	0-0	1-0	-	-
Wright State	3/6/10 (7-2)	-	3-0	W3	W3	3-0	0-0	0-0	-	-



## ALL-TIME RESULTS VS. NON-SEC OPPONENTS

**Akron (0-1)**

H: (0-0) A: (0-0) N: (0-1)

April 13, 1985 Owensboro, Ky. \_\_\_\_\_ L \_\_\_\_\_ 0-2

**Alabama A&M (2-0)**

H: (2-0) A: (0-0) N: (0-0)

Feb. 20, 2004 Starkville, Miss. \_\_\_\_\_ W \_\_\_\_\_ 13-0 (5)

Feb. 22, 2004 Starkville, Miss. \_\_\_\_\_ W \_\_\_\_\_ 13-0 (5)

**Alabama State (2-0)**

H: (0-0) A: (0-0) N: (2-0)

Mar. 1, 1997 Troy, Ala. \_\_\_\_\_ W \_\_\_\_\_ 30-0 (5)

Mar. 2, 1997 Troy, Ala. \_\_\_\_\_ W \_\_\_\_\_ 18-0 (5)

**Alcorn State (4-0)**

H: (3-0) A: (0-0) N: (1-0)

Feb. 22, 1997 Monroe, La. \_\_\_\_\_ W \_\_\_\_\_ 19-0 (5)

Feb. 26, 2006 Starkville, Miss. \_\_\_\_\_ W \_\_\_\_\_ 9-0 (5)

Mar. 29, 2011 Starkville, Miss. \_\_\_\_\_ W \_\_\_\_\_ 11-2 (5)

Mar. 29, 2011 Starkville, Miss. \_\_\_\_\_ W \_\_\_\_\_ 10-1 (5)

**Arizona (1-2)**

H: (0-0) A: (0-1) N: (1-1)

Feb. 9, 2002 Phoenix, Ariz. \_\_\_\_\_ W \_\_\_\_\_ 7-1

Feb. 9, 2003 Phoenix, Ariz. \_\_\_\_\_ L \_\_\_\_\_ 2-9

May 19, 2007 Tucson, Ariz. \_\_\_\_\_ L \_\_\_\_\_ 0-8

**Arizona State (1-2)**

H: (0-0) A: (0-1) N: (1-1)

Feb. 22, 2002 Columbus, Ga. \_\_\_\_\_ W \_\_\_\_\_ 2-1

May 16, 2002 Lafayette, La. \_\_\_\_\_ L \_\_\_\_\_ 1-4

Feb. 8, 2003 Phoenix, Ariz. \_\_\_\_\_ L \_\_\_\_\_ 4-5

**Arkansas State (6-0)**

H: (3-0) A: (2-0) N: (1-0)

April 14, 1984 Owensboro, Ky. \_\_\_\_\_ W \_\_\_\_\_ 8-4

Mar. 26, 1985 Starkville, Miss. \_\_\_\_\_ W \_\_\_\_\_ 12-0

Mar. 26, 1985 Starkville, Miss. \_\_\_\_\_ W \_\_\_\_\_ 11-2

Mar. 29, 1986 Starkville, Miss. \_\_\_\_\_ W \_\_\_\_\_ 15-0

April 10, 1986 Jonesboro, Ark. \_\_\_\_\_ W \_\_\_\_\_ 12-4

April 10, 1986 Jonesboro, Ark. \_\_\_\_\_ W \_\_\_\_\_ 9-0

**Austin Peay (7-0)**

H: (5-0) A: (0-0) N: (2-0)

Feb. 20, 2000 Starkville, Miss. \_\_\_\_\_ W \_\_\_\_\_ 10-1 (5)

Feb. 20, 2004 Starkville, Miss. \_\_\_\_\_ W \_\_\_\_\_ 4-0

Feb. 21, 2004 Starkville, Miss. \_\_\_\_\_ W \_\_\_\_\_ 8-0 (5)

Mar. 4, 2007 Chattanooga, Tenn. \_\_\_\_\_ W \_\_\_\_\_ 2-0

Feb. 23, 2008 Macon, Ga. \_\_\_\_\_ W \_\_\_\_\_ 12-4 (6)

Mar. 8, 2008 Starkville, Miss. \_\_\_\_\_ W \_\_\_\_\_ 3-1

Feb. 7, 2015 Starkville, Miss. \_\_\_\_\_ W \_\_\_\_\_ 8-0 (5)

**Baylor (0-5)**

H: (0-0) A: (0-2) N: (0-3)

Mar. 3, 2006 Waco, Texas \_\_\_\_\_ L \_\_\_\_\_ 0-1

Mar. 5, 2006 Waco, Texas \_\_\_\_\_ L \_\_\_\_\_ 1-3

Feb. 28, 2014 Gulfport, Miss. \_\_\_\_\_ L \_\_\_\_\_ 0-1 (8)

May 15, 2015 Lafayette, La. \_\_\_\_\_ L \_\_\_\_\_ 4-8

May 17, 2015 Lafayette, La. \_\_\_\_\_ L \_\_\_\_\_ 0-2

**Belmont (5-2)**

H: (5-0) A: (0-0) N: (0-2)

Feb. 19, 2000 Starkville, Miss. \_\_\_\_\_ W \_\_\_\_\_ 8-0 (6)

Feb. 6, 2001 Starkville, Miss. \_\_\_\_\_ W \_\_\_\_\_ 9-0 (5)

Feb. 6, 2001 Starkville, Miss. \_\_\_\_\_ W \_\_\_\_\_ 6-1

Feb. 13, 2002 Starkville, Miss. \_\_\_\_\_ W \_\_\_\_\_ 11-0 (5)

Feb. 13, 2002 Starkville, Miss. \_\_\_\_\_ W \_\_\_\_\_ 2-0

Feb. 23, 2013 Southaven, Miss. \_\_\_\_\_ L \_\_\_\_\_ 3-4

Feb. 28, 2014 Gulfport, Miss. \_\_\_\_\_ L \_\_\_\_\_ 0-1 (10)

**Birmingham Southern (2-0)**

H: (2-0) A: (0-0) N: (0-0)

Mar. 19, 2003 Starkville, Miss. \_\_\_\_\_ W \_\_\_\_\_ 8-0 (5)

Mar. 19, 2003 Starkville, Miss. \_\_\_\_\_ W \_\_\_\_\_ 4-0

**Boston University (1-0)**

H: (0-0) A: (0-0) N: (1-0)

Mar. 11, 2000 Tampa, Fla. \_\_\_\_\_ W \_\_\_\_\_ 4-2

**Bowling Green (3-0)**

H: (0-0) A: (0-0) N: (3-0)

Mar. 4, 2006 Waco, Texas \_\_\_\_\_ W \_\_\_\_\_ 3-2 (8)

Mar. 5, 2006 Waco, Texas \_\_\_\_\_ W \_\_\_\_\_ 6-1

Feb. 25, 2011 Kennesaw, Ga. \_\_\_\_\_ W \_\_\_\_\_ 3-2

**Bradley (3-1)**

H: (3-1) A: (0-0) N: (0-0)

Mar. 18, 1986 Starkville, Miss. \_\_\_\_\_ W \_\_\_\_\_ 2-1

Mar. 18, 1986 Starkville, Miss. \_\_\_\_\_ L \_\_\_\_\_ 0-6

Feb. 6, 2004 Starkville, Miss. \_\_\_\_\_ W \_\_\_\_\_ 11-6

Feb. 7, 2004 Starkville, Miss. \_\_\_\_\_ W \_\_\_\_\_ 7-1

**BYU (2-1)**

H: (0-0) A: (0-0) N: (2-1)

Feb. 28, 2004 Houston, Texas \_\_\_\_\_ W \_\_\_\_\_ 2-1

Feb. 15, 2007 Las Vegas, Nev. \_\_\_\_\_ W \_\_\_\_\_ 1-0

May 17, 2012 Eugene, Ore. \_\_\_\_\_ L \_\_\_\_\_ 3-4 (9)

**Butler (1-0)**

H: (1-0) A: (0-0) N: (0-0)

Feb. 19, 2011 Starkville, Miss. \_\_\_\_\_ W \_\_\_\_\_ 2-0

**California (2-4)**

H: (0-0) A: (0-0) N: (2-4)

Feb. 12, 1999 Phoenix, Ariz. \_\_\_\_\_ L \_\_\_\_\_ 4-6

May 21, 2004 Lincoln, Neb. \_\_\_\_\_ L \_\_\_\_\_ 1-2

Feb. 25, 2005 Palm Springs, Calif. \_\_\_\_\_ L \_\_\_\_\_ 4-9

Feb. 16, 2007 Las Vegas, Nev. \_\_\_\_\_ W \_\_\_\_\_ 9-0 (6)

Feb. 10, 2008 Palm Springs, Calif. \_\_\_\_\_ W \_\_\_\_\_ 4-1 (9)

May 15, 2009 Tallahassee, Fla. \_\_\_\_\_ L \_\_\_\_\_ 3-8

**Cal Poly (1-0)**

H: (0-0) A: (0-0) N: (1-0)

Feb. 26, 1998 Santa Barbara, Calif. \_\_\_\_\_ L \_\_\_\_\_ 2-5 (8)

**Cal State Fullerton (1-2)**

H: (0-0) A: (0-0) N: (1-2)

Feb. 12, 2000 Phoenix, Ariz. \_\_\_\_\_ L \_\_\_\_\_ 1-5

Feb. 8, 2003 Phoenix, Ariz. \_\_\_\_\_ L \_\_\_\_\_ 0-3

Feb. 25, 2005 Palm Springs, Calif. \_\_\_\_\_ W \_\_\_\_\_ 5-4 (8)

**Carthage College (1-1)**

H: (1-1) A: (0-0) N: (0-0)

Mar. 20, 1982 Starkville, Miss. \_\_\_\_\_ W \_\_\_\_\_ 6-1

Mar. 20, 1982 Starkville, Miss. \_\_\_\_\_ L \_\_\_\_\_ 13-16

**Centenary (1-0)**

H: (0-0) A: (1-0) N: (0-0)

Feb. 7, 1999 Shreveport, La. \_\_\_\_\_ W \_\_\_\_\_ 4-1

**Central Arkansas (1-0)**

H: (1-0) A: (0-0) N: (0-0)

Feb. 19, 2014 Starkville, Miss. \_\_\_\_\_ W \_\_\_\_\_ 6-0

**Central Michigan (0-1)**

H: (0-0) A: (0-0) N: (0-1)

Feb. 7, 2002 Plant City, Fla. \_\_\_\_\_ L \_\_\_\_\_ 0-2

**Central Oklahoma (1-0)**

H: (0-0) A: (0-0) N: (1-0)

April 18, 1986 Arlington, Texas \_\_\_\_\_ W \_\_\_\_\_ 3-2

**Charleston Southern (3-0)**

H: (2-0) A: (1-0) N: (0-0)

Mar. 7, 2008 Starkville, Miss. \_\_\_\_\_ W \_\_\_\_\_ 19-2 (5)

Mar. 8, 2008 Starkville, Miss. \_\_\_\_\_ W \_\_\_\_\_ 5-1

Mar. 15, 2013 Charleston, S.C. \_\_\_\_\_ W \_\_\_\_\_ 12-4 (5)

**Chattanooga (7-1)**

H: (3-0) A: (2-1) N: (2-0)

Feb. 21, 1998 Starkville, Miss. \_\_\_\_\_ W \_\_\_\_\_ 8-0 (6)

Mar. 7, 1998 Tampa, Fla. \_\_\_\_\_ W \_\_\_\_\_ 6-0

Feb. 20, 1999 Starkville, Miss. \_\_\_\_\_ W \_\_\_\_\_ 3-1

Feb. 19, 2000 Starkville, Miss. \_\_\_\_\_ W \_\_\_\_\_ 7-5

May 18, 2000 Seattle, Wash. \_\_\_\_\_ W \_\_\_\_\_ 6-1

Mar. 16, 2004 Chattanooga, Tenn. \_\_\_\_\_ W \_\_\_\_\_ 9-0 (5)

Mar. 16, 2004 Chattanooga, Tenn. \_\_\_\_\_ W \_\_\_\_\_ 2-1

Mar. 3, 2007 Chattanooga, Tenn. \_\_\_\_\_ L \_\_\_\_\_ 3-11 (5)

**Cleveland State CC (1-0)**

H: (0-0) A: (0-0) N: (1-0)

April 26, 1985 Cookeville, Tenn. \_\_\_\_\_ W \_\_\_\_\_ 5-2

**Coastal Carolina (2-1)**

H: (0-0) A: (2-1) N: (0-0)

Mar. 11, 2003 Conway, S.C. \_\_\_\_\_ W \_\_\_\_\_ 4-3

Mar. 12, 2003 Conway, S.C. \_\_\_\_\_ W \_\_\_\_\_ 10-2

Mar. 12, 2003 Conway, S.C. \_\_\_\_\_ L \_\_\_\_\_ 6-7

**College of Charleston (2-0)**

H: (0-0) A: (2-0) N: (0-0)

Mar. 14, 2013 Charleston, S.C. \_\_\_\_\_ W \_\_\_\_\_ 8-0 (5)

Mar. 14, 2013 Charleston, S.C. \_\_\_\_\_ W \_\_\_\_\_ 12-1 (5)

**College of New Jersey (0-1)**

H: (0-0) A: (0-0) N: (0-1)

Mar. 16, 1983 Columbia, S.C. \_\_\_\_\_ L \_\_\_\_\_ 0-5

**Colorado State (2-2)**

H: (1-0) A: (0-0) N: (1-2)

Mar. 14, 1997 San Jose, Calif. \_\_\_\_\_ L \_\_\_\_\_ 6-11

Feb. 15, 2002 Starkville, Miss. \_\_\_\_\_ W \_\_\_\_\_ 10-2 (6)

Mar. 23, 2003 Las Cruces, N.M. \_\_\_\_\_ W \_\_\_\_\_ 5-3

Mar. 10, 2010 Fresno, Calif. \_\_\_\_\_ L \_\_\_\_\_ 5-6 (8)

**Columbia (2-0)**

H: (2-0) A: (0-0) N: (0-0)

Mar. 2, 2012 Starkville, Miss. \_\_\_\_\_ W \_\_\_\_\_ 11-1 (5)

Mar. 3, 2012 Starkville, Miss. \_\_\_\_\_ W \_\_\_\_\_ 12-4 (6)

**Connecticut (0-1)**

H: (0-0) A: (0-0) N: (0-1)

Feb. 23, 2002 Columbus, Ga. \_\_\_\_\_ L \_\_\_\_\_ 3-6

**Delta State (6-0)**

H: (4-0) A: (0-0) N: (2-0)

April 1, 1986 Itta Bena, Miss. \_\_\_\_\_ W \_\_\_\_\_ 11-1

April 1, 1986 Itta Bena, Miss. \_\_\_\_\_ W \_\_\_\_\_ 9-2

April 22, 1986 Starkville, Miss. \_\_\_\_\_ W \_\_\_\_\_ 11-1

April 22, 1986 Starkville, Miss. \_\_\_\_\_ W \_\_\_\_\_ 6-2

April 8, 1998 Starkville, Miss. \_\_\_\_\_ W \_\_\_\_\_ 1-0

April 6, 1999 Starkville, Miss. \_\_\_\_\_ W \_\_\_\_\_ 7-1

**DePaul (0-1)**

H: (0-0) A: (0-0) N: (0-1)

Feb. 25, 2011 Clearwater, Fla. \_\_\_\_\_ L \_\_\_\_\_ 2-3



## ALL-TIME RESULTS VS. NON-SEC OPPONENTS

**Drexel (1-0)**

H: (1-0) A: (0-0) N: (0-0)

Feb. 18, 2001 Starkville, Miss. \_\_\_\_\_ W \_\_\_\_\_ 4-1

**East Tennessee State (3-0)**

H: (2-0) A: (0-0) N: (1-0)

Feb. 17, 2006 Starkville, Miss. \_\_\_\_\_ W \_\_\_\_\_ 9-1 (6)

Feb. 19, 2006 Starkville, Miss. \_\_\_\_\_ W \_\_\_\_\_ 6-0

Mar. 13, 2010 Fresno, Calif. \_\_\_\_\_ W \_\_\_\_\_ 9-0 (5)

**Eastern Connecticut State (0-1)**

H: (0-0) A: (0-0) N: (0-1)

Mar. 15, 1983 Columbia, S.C. \_\_\_\_\_ L \_\_\_\_\_ 1-2

**Eastern Illinois (1-0)**

H: (1-0) A: (0-0) N: (0-0)

Mar. 3, 2012 Starkville, Miss. \_\_\_\_\_ W \_\_\_\_\_ 8-0 (5)

**Eastern Michigan (1-0)**

H: (0-0) A: (0-0) N: (1-0)

Mar. 20, 1986 Tallahassee, Fla. \_\_\_\_\_ W \_\_\_\_\_ 1-0

**Evansville (3-1)**

H: (2-1) A: (0-0) N: (1-0)

Feb. 28, 1998 Santa Barbara, Calif. \_\_\_\_\_ W \_\_\_\_\_ 7-2

Feb. 19, 1999 Starkville, Miss. \_\_\_\_\_ L \_\_\_\_\_ 2-3 (8)

Feb. 20, 1999 Starkville, Miss. \_\_\_\_\_ W \_\_\_\_\_ 1-0 (8)

Feb. 21, 1999 Starkville, Miss. \_\_\_\_\_ W \_\_\_\_\_ 7-0

**Fairleigh Dickinson (1-0)**

H: (0-0) A: (0-0) N: (1-0)

Mar. 15, 1983 Columbia, S.C. \_\_\_\_\_ W \_\_\_\_\_ 21-6

**Florida A&M (4-2)**

H: (2-0) A: (1-1) N: (1-1)

Mar. 7, 1984 Starkville, Miss. \_\_\_\_\_ W \_\_\_\_\_ 11-0

Mar. 7, 1984 Starkville, Miss. \_\_\_\_\_ W \_\_\_\_\_ 11-8

Mar. 17, 1984 Tallahassee, Fla. \_\_\_\_\_ W \_\_\_\_\_ 5-2

Mar. 22, 1985 Tallahassee, Fla. \_\_\_\_\_ L \_\_\_\_\_ 0-1

Mar. 5, 1998 Tampa, Fla. \_\_\_\_\_ L \_\_\_\_\_ 8-3

Mar. 4, 2005 Marietta, Ga. \_\_\_\_\_ W \_\_\_\_\_ 4-2

**Florida Atlantic (3-3)**

H: (0-0) A: (2-0) N: (1-3)

Mar. 6, 1999 Tampa, Fla. \_\_\_\_\_ W \_\_\_\_\_ 10-2

Mar. 10, 2001 Tampa, Fla. \_\_\_\_\_ L \_\_\_\_\_ 2-3

Mar. 7, 2002 Plant City, Fla. \_\_\_\_\_ L \_\_\_\_\_ 0-6

May 21, 2004 Lincoln, Neb. \_\_\_\_\_ L \_\_\_\_\_ 0-1

Feb. 13, 2014 Boca Raton, Fla. \_\_\_\_\_ W \_\_\_\_\_ 2-1

Feb. 13, 2014 Boca Raton, Fla. \_\_\_\_\_ W \_\_\_\_\_ 5-0

**Florida Gulf Coast (0-1)**

H: (0-0) A: (0-0) N: (0-1)

Mar. 5, 2009 Honolulu, Hawai'i \_\_\_\_\_ L \_\_\_\_\_ 3-8

**Florida International (2-0)**

H: (0-0) A: (0-0) N: (2-0)

Mar. 9, 2002 Plant City, Fla. \_\_\_\_\_ W \_\_\_\_\_ 3-2 (8)

May 15, 2003 Lincoln, Neb. \_\_\_\_\_ W \_\_\_\_\_ 4-2

**Florida State (7-7)**

H: (0-2) A: (3-3) N: (4-2)

Mar. 8, 1984 Starkville, Miss. \_\_\_\_\_ L \_\_\_\_\_ 0-1 (9)

Mar. 8, 1984 Starkville, Miss. \_\_\_\_\_ L \_\_\_\_\_ 2-6

Mar. 16, 1984 Tallahassee, Fla. \_\_\_\_\_ L \_\_\_\_\_ 0-5

Mar. 21, 1986 Tallahassee, Fla. \_\_\_\_\_ L \_\_\_\_\_ 1-3

Mar. 4, 1999 Tampa, Fla. \_\_\_\_\_ W \_\_\_\_\_ 2-1

Mar. 4, 2000 Columbus, Ga. \_\_\_\_\_ W \_\_\_\_\_ 4-0

Mar. 3, 2002 Tallahassee, Fla. \_\_\_\_\_ W \_\_\_\_\_ 2-0

Feb. 28, 2003 Tallahassee, Fla. \_\_\_\_\_ W \_\_\_\_\_ 3-1

Feb. 23, 2007 Columbus, Ga. \_\_\_\_\_ L \_\_\_\_\_ 2-4

Feb. 15, 2009 Tallahassee, Fla. \_\_\_\_\_ W \_\_\_\_\_ 5-4

May 16, 2009 Tallahassee, Fla. \_\_\_\_\_ L \_\_\_\_\_ 0-5

Mar. 11, 2011 Tuscaloosa, Ala. \_\_\_\_\_ W \_\_\_\_\_ 9-8 (10)

Mar. 12, 2011 Tuscaloosa, Ala. \_\_\_\_\_ W \_\_\_\_\_ 8-7

May 17, 2013 Mobile, Ala. \_\_\_\_\_ L \_\_\_\_\_ 2-5

**Fordham (2-0)**

H: (1-0) A: (0-0) N: (1-0)

Feb. 16, 2008 Starkville, Miss. \_\_\_\_\_ W \_\_\_\_\_ 6-5 (8)

Mar. 2, 2013 Orlando, Fla. \_\_\_\_\_ W \_\_\_\_\_ 8-0 (5)

**Fresno State (0-3)**

H: (0-0) A: (0-1) N: (0-2)

Feb. 11, 2000 Phoenix, Ariz. \_\_\_\_\_ L \_\_\_\_\_ 2-4

Feb. 24, 2002 Columbus, Ga. \_\_\_\_\_ L \_\_\_\_\_ 1-3

Mar. 14, 2010 Fresno, Calif. \_\_\_\_\_ L \_\_\_\_\_ 3-11 (5)

**George Mason (0-1)**

H: (0-0) A: (0-0) N: (0-1)

Mar. 16, 1984 Tallahassee, Fla. \_\_\_\_\_ L \_\_\_\_\_ 8-13

**Georgetown (3-0)**

H: (2-0) A: (0-0) N: (1-0)

Mar. 29, 2008 Starkville, Miss. \_\_\_\_\_ W \_\_\_\_\_ 8-0 (5)

Mar. 30, 2008 Starkville, Miss. \_\_\_\_\_ W \_\_\_\_\_ 7-2

Mar. 13, 2010 Fresno, Calif. \_\_\_\_\_ W \_\_\_\_\_ 7-6

**Georgia Southern (7-0)**

H: (2-0) A: (2-0) N: (3-0)

Mar. 24, 1998 Starkville, Miss. \_\_\_\_\_ W \_\_\_\_\_ 7-1

Mar. 24, 1998 Starkville, Miss. \_\_\_\_\_ W \_\_\_\_\_ 9-1 (5)

Mar. 10, 2000 Tampa, Fla. \_\_\_\_\_ W \_\_\_\_\_ 4-3

Mar. 8, 2001 Tampa, Fla. \_\_\_\_\_ W \_\_\_\_\_ 3-2 (9)

Mar. 5, 2005 Marietta, Ga. \_\_\_\_\_ W \_\_\_\_\_ 7-4

April 25, 2015 Statesboro, Ga. \_\_\_\_\_ W \_\_\_\_\_ 6-2

April 26, 2015 Statesboro, Ga. \_\_\_\_\_ W \_\_\_\_\_ 7-5 (9)

**Georgia State (3-1)**

H: (3-0) A: (0-0) N: (0-1)

Mar. 15, 1985 Starkville, Miss. \_\_\_\_\_ W \_\_\_\_\_ 17-1

Mar. 28, 1986 Starkville, Miss. \_\_\_\_\_ W \_\_\_\_\_ 2-0

Feb. 26, 2011 Kennesaw, Ga. \_\_\_\_\_ L \_\_\_\_\_ 5-8

Feb. 9, 2013 Starkville, Miss. \_\_\_\_\_ W \_\_\_\_\_ 9-1 (5)

**Georgia Tech (9-2)**

H: (5-0) A: (3-2) N: (1-0)

April 21, 1999 Atlanta, Ga. \_\_\_\_\_ W \_\_\_\_\_ 5-0

April 19, 2000 Starkville, Miss. \_\_\_\_\_ W \_\_\_\_\_ 3-2

April 19, 2001 Atlanta, Ga. \_\_\_\_\_ W \_\_\_\_\_ 3-2

April 19, 2001 Atlanta, Ga. \_\_\_\_\_ W \_\_\_\_\_ 4-1 (10)

April 18, 2002 Starkville, Miss. \_\_\_\_\_ W \_\_\_\_\_ 7-4

April 18, 2002 Starkville, Miss. \_\_\_\_\_ W \_\_\_\_\_ 3-0

April 14, 2003 Atlanta, Ga. \_\_\_\_\_ L \_\_\_\_\_ 1-9 (5)

April 14, 2003 Atlanta, Ga. \_\_\_\_\_ L \_\_\_\_\_ 3-5

May 8, 2004 Starkville, Miss. \_\_\_\_\_ W \_\_\_\_\_ 10-2 (6)

May 8, 2004 Starkville, Miss. \_\_\_\_\_ W \_\_\_\_\_ 1-0

Feb. 25, 2012 Clearwater, Fla. \_\_\_\_\_ W \_\_\_\_\_ 5-3

**Grambling (3-0)**

H: (0-0) A: (2-0) N: (1-0)

Mar. 29, 1985 Columbus, Ga. \_\_\_\_\_ W \_\_\_\_\_ 11-2

April 20, 1985 Grambling, La. \_\_\_\_\_ W \_\_\_\_\_ 6-5

April 20, 1985 Grambling, La. \_\_\_\_\_ W \_\_\_\_\_ 11-1

**Hawai'i (1-3)**

H: (0-0) A: (1-0) N: (0-3)

Feb. 17, 2007 Las Vegas, Nev. \_\_\_\_\_ L \_\_\_\_\_ 2-3

May 16, 2008 Tempe, Ariz. \_\_\_\_\_ L \_\_\_\_\_ 7-9

May 17, 2008 Tempe, Ariz. \_\_\_\_\_ L \_\_\_\_\_ 4-7

Mar. 6, 2009 Honolulu, Hawai'i \_\_\_\_\_ W \_\_\_\_\_ 14-11

**Hofstra (3-1)**

H: (0-0) A: (0-0) N: (3-1)

Mar. 7, 1998 Tampa, Fla. \_\_\_\_\_ W \_\_\_\_\_ 8-3

Mar. 5, 1999 Tampa, Fla. \_\_\_\_\_ W \_\_\_\_\_ 4-1

Feb. 26, 2010 Columbus, Ga. \_\_\_\_\_ L \_\_\_\_\_ 1-2

Mar. 1, 2013 Kissimmee, Fla. \_\_\_\_\_ W \_\_\_\_\_ 9-1 (6)

**Houston (0-2)**

H: (0-0) A: (0-2) N: (0-0)

Feb. 27, 2004 Houston, Texas \_\_\_\_\_ L \_\_\_\_\_ 1-3

May 6, 2013 Houston, Texas \_\_\_\_\_ L \_\_\_\_\_ 5-6

**Idaho State (0-1)**

H: (0-0) A: (0-0) N: (0-1)

Mar. 27, 1982 Bartlesville, Okla. \_\_\_\_\_ L \_\_\_\_\_ 0-8

**Illinois Central College (1-0)**

H: (0-0) A: (0-0) N: (1-0)

April 13, 1985 Owensboro, Ky. \_\_\_\_\_ W \_\_\_\_\_ 5-3

**Illinois-Chicago (3-1)**

H: (0-0) A: (0-0) N: (3-1)

Mar. 11, 2000 Tampa, Fla. \_\_\_\_\_ W \_\_\_\_\_ 4-2

Feb. 22, 2003 Las Cruces, N.M. \_\_\_\_\_ W \_\_\_\_\_ 4-1

Feb. 11, 2011 Las Vegas, Nev. \_\_\_\_\_ L \_\_\_\_\_ 4-5

Feb. 13, 2011 Las Vegas, Nev. \_\_\_\_\_ W \_\_\_\_\_ 5-2

**Illinois State (1-1)**

H: (0-0) A: (0-0) N: (1-1)

April 15, 1983 Ruston, La. \_\_\_\_\_ L \_\_\_\_\_ 0-2

Feb. 28, 2010 Columbus, Ga. \_\_\_\_\_ W \_\_\_\_\_ 9-3

**Indiana State (1-0)**

H: (1-0) A: (0-0) N: (0-0)

Mar. 6, 2007 Starkville, Miss. \_\_\_\_\_ W \_\_\_\_\_ 2-1

**Iona (1-0)**

H: (1-0) A: (0-0) N: (0-0)

Feb. 7, 2009 Starkville, Miss. \_\_\_\_\_ W \_\_\_\_\_ 10-0 (5)

**Iowa (4-2)**

H: (3-0) A: (0-0) N: (1-2)

April 3, 1982 Springfield, Mo. \_\_\_\_\_ L \_\_\_\_\_ 1-6

Mar. 5, 1998 Tampa, Fla. \_\_\_\_\_ L \_\_\_\_\_ 2-4

May 20, 2004 Lincoln, Neb. \_\_\_\_\_ W \_\_\_\_\_ 2-1 (8)

Feb. 21, 2014 Starkville, Miss. \_\_\_\_\_ W \_\_\_\_\_ 2-0

Feb. 22, 2014 Starkville, Miss. \_\_\_\_\_ W \_\_\_\_\_ 5-0

Feb. 23, 2014 Starkville, Miss. \_\_\_\_\_ W \_\_\_\_\_ 9-1 (5)

**Iowa State (1-2)**

H: (1-1) A: (0-0) N: (0-1)

Mar. 26, 1982 Bartlesville, Okla. \_\_\_\_\_ L \_\_\_\_\_ 1-12

Feb. 9, 2007 Starkville, Miss. \_\_\_\_\_ W \_\_\_\_\_ 9-3

Feb. 10, 2007 Starkville, Miss. \_\_\_\_\_ L \_\_\_\_\_ 3-8

**IPFW (1-0)**

H: (0-0) A: (0-0) N: (1-0)

Feb. 22, 2003 Las Cruces, N.M. \_\_\_\_\_ W \_\_\_\_\_ 5-1

**Jackson State (8-0)**

H: (7-0) A: (0-0) N: (1-0)

Feb. 7, 2004 Starkville, Miss. \_\_\_\_\_ W \_\_\_\_\_ 25-2 (5)

Feb. 8, 2004 Starkville, Miss. \_\_\_\_\_ W \_\_\_\_\_ 18-3 (5)

April 9, 2009 Starkville, Miss. \_\_\_\_\_ W \_\_\_\_\_ 9-0 (5)

April 9, 2009 Starkville, Miss. \_\_\_\_\_ W \_\_\_\_\_ 3-0

Feb. 29, 2012 Jackson, Miss. \_\_\_\_\_ W \_\_\_\_\_ 11-2 (6)

April 10, 2012 Starkville, Miss. \_\_\_\_\_ W \_\_\_\_\_ 12-3 (5)

April 12, 2013 Starkville, Miss. \_\_\_\_\_ W \_\_\_\_\_ 2-0

April 15, 2014 Jackson, Miss. \_\_\_\_\_ W \_\_\_\_\_ 6-4



## ALL-TIME RESULTS VS. NON-SEC OPPONENTS

**Jacksonville (2-0)**

H: (0-0) A: (0-0) N: (2-0)

Feb. 10, 2006 Tampa, Fla. \_\_\_\_\_ W \_\_\_\_\_ 8-0 (5)  
Feb. 11, 2006 Tampa, Fla. \_\_\_\_\_ W \_\_\_\_\_ 8-0 (5)**Jacksonville State (10-3)**

H: (7-2) A: (2-0) N: (1-1)

Feb. 20, 1998 Starkville, Miss. \_\_\_\_\_ W \_\_\_\_\_ 3-0  
Feb. 27, 1999 Starkville, Miss. \_\_\_\_\_ L \_\_\_\_\_ 3-6  
Feb. 27, 1999 Starkville, Miss. \_\_\_\_\_ W \_\_\_\_\_ 4-0  
Mar. 12, 1999 Starkville, Miss. \_\_\_\_\_ L \_\_\_\_\_ 6-7 (8)  
Mar. 15, 2000 Starkville, Miss. \_\_\_\_\_ W \_\_\_\_\_ 6-0  
Mar. 15, 2000 Starkville, Miss. \_\_\_\_\_ W \_\_\_\_\_ 5-1  
April 21, 2001 Jacksonville, Ala. \_\_\_\_\_ W \_\_\_\_\_ 3-2  
April 24, 2002 Starkville, Miss. \_\_\_\_\_ W \_\_\_\_\_ 10-1 (5)  
Feb. 16, 2003 Oxford, Miss. \_\_\_\_\_ L \_\_\_\_\_ 1-9 (6)  
Feb. 11, 2012 Mobile, Ala. \_\_\_\_\_ W \_\_\_\_\_ 8-1  
Mar. 12, 2013 Jacksonville, Ala. \_\_\_\_\_ W \_\_\_\_\_ 7-2  
Feb. 8, 2014 Starkville, Miss. \_\_\_\_\_ W \_\_\_\_\_ 9-1 (6)  
Feb. 9, 2014 Starkville, Miss. \_\_\_\_\_ W \_\_\_\_\_ 8-0 (5)**Kansas (0-2)**

H: (0-0) A: (0-0) N: (0-2)

April 3, 1982 Springfield, Mo. \_\_\_\_\_ L \_\_\_\_\_ 1-9  
Mar. 3, 2002 Tallahassee, Fla. \_\_\_\_\_ L \_\_\_\_\_ 3-4**Kennesaw State (2-3)**

H: (2-1) A: (0-2) N: (0-0)

Feb. 10, 2007 Starkville, Miss. \_\_\_\_\_ W \_\_\_\_\_ 6-0  
Feb. 6, 2009 Starkville, Miss. \_\_\_\_\_ L \_\_\_\_\_ 0-4  
Feb. 26, 2011 Kennesaw, Ga. \_\_\_\_\_ L \_\_\_\_\_ 2-3  
Mar. 11, 2014 Kennesaw, Ga. \_\_\_\_\_ L \_\_\_\_\_ 1-2 (8)  
March 4, 2015 Starkville, Miss. \_\_\_\_\_ W \_\_\_\_\_ 6-2**Kent State (0-2)**

H: (0-0) A: (0-0) N: (0-2)

Mar. 12, 1982 Baton Rouge, La. \_\_\_\_\_ L \_\_\_\_\_ 3-10  
Mar. 12, 1982 Baton Rouge, La. \_\_\_\_\_ L \_\_\_\_\_ 8-9**Kentucky Wesleyan (6-0)**

H: (4-0) A: (2-0) N: (0-0)

April 14, 1984 Owensboro, Ky. \_\_\_\_\_ W \_\_\_\_\_ 4-3  
Mar. 9, 1985 Starkville, Miss. \_\_\_\_\_ W \_\_\_\_\_ 8-5  
Mar. 9, 1985 Starkville, Miss. \_\_\_\_\_ W \_\_\_\_\_ 7-2  
April 12, 1985 Owensboro, Ky. \_\_\_\_\_ W \_\_\_\_\_ 4-2  
Mar. 8, 1986 Starkville, Miss. \_\_\_\_\_ W \_\_\_\_\_ 3-0  
Mar. 8, 1986 Starkville, Miss. \_\_\_\_\_ W \_\_\_\_\_ 11-2**Lincoln College (1-0)**

H: (0-0) A: (0-0) N: (1-0)

April 27, 1985 Cookeville, Tenn. \_\_\_\_\_ W \_\_\_\_\_ 7-4

**Lipscomb (3-0)**

H: (1-0) A: (1-0) N: (1-0)

Feb. 10, 2012 Mobile, Ala. \_\_\_\_\_ W \_\_\_\_\_ 3-1  
Feb. 17, 2013 Starkville, Miss. \_\_\_\_\_ W \_\_\_\_\_ 4-3 (10)  
March 31, 2015 Nashville, Tenn. \_\_\_\_\_ W \_\_\_\_\_ 1-0**Long Beach State (1-0)**

H: (0-0) A: (0-0) N: (1-0)

Mar. 11, 2006 Lakewood, Calif. \_\_\_\_\_ W \_\_\_\_\_ 13-2

**Long Island (3-0)**

H: (0-0) A: (0-0) N: (3-0)

Mar. 2, 2013 Orlando, Fla. \_\_\_\_\_ W \_\_\_\_\_ 2-0  
Feb. 14, 2014 Boca Raton, Fla. \_\_\_\_\_ W \_\_\_\_\_ 5-1  
Feb. 15, 2014 Boca Raton, Fla. \_\_\_\_\_ W \_\_\_\_\_ 1-0 (11)**Louisiana (3-12)\***

H: (1-5) A: (2-5) N: (0-2)

Mar. 19, 1982 Starkville, Miss. \_\_\_\_\_ W \_\_\_\_\_ 13-3  
Mar. 19, 1982 Starkville, Miss. \_\_\_\_\_ L \_\_\_\_\_ 9-15  
Feb. 26, 1983 Lafayette, La. \_\_\_\_\_ L \_\_\_\_\_ 1-2  
Feb. 26, 1983 Lafayette, La. \_\_\_\_\_ L \_\_\_\_\_ 1-6  
April 7, 1984 Starkville, Miss. \_\_\_\_\_ L \_\_\_\_\_ 0-1  
April 7, 1984 Starkville, Miss. \_\_\_\_\_ L \_\_\_\_\_ 2-3  
Feb. 28, 1986 Thibodaux, La. \_\_\_\_\_ L \_\_\_\_\_ 1-2  
April 7, 1986 Lafayette, La. \_\_\_\_\_ W \_\_\_\_\_ 3-0  
April 7, 1986 Lafayette, La. \_\_\_\_\_ W \_\_\_\_\_ 5-1  
May 2, 1999 Starkville, Miss. \_\_\_\_\_ L \_\_\_\_\_ 1-7  
May 2, 1999 Starkville, Miss. \_\_\_\_\_ L \_\_\_\_\_ 2-4  
May 18, 2002 Lafayette, La. \_\_\_\_\_ L \_\_\_\_\_ 3-10  
Feb. 12, 2005 Lafayette, La. \_\_\_\_\_ L \_\_\_\_\_ 2-7  
Feb. 24, 2012 Clearwater, Fla. \_\_\_\_\_ L \_\_\_\_\_ 3-6  
Feb. 13, 2013 Lafayette, La. \_\_\_\_\_ L \_\_\_\_\_ 1-9 (6)  
\*Until 1999, known as University of Southwestern Louisiana**Louisiana-Monroe (12-6)**

H: (8-2) A: (3-4) N: (1-0)

Mar. 13, 1983 Starkville, Miss. \_\_\_\_\_ L \_\_\_\_\_ 0-3  
Mar. 13, 1983 Starkville, Miss. \_\_\_\_\_ W \_\_\_\_\_ 4-3  
April 10, 1984 Monroe, La. \_\_\_\_\_ L \_\_\_\_\_ 2-3  
April 10, 1984 Monroe, La. \_\_\_\_\_ L \_\_\_\_\_ 0-1  
Feb. 23, 1997 Monroe, La. \_\_\_\_\_ L \_\_\_\_\_ 1-5  
April 23, 1998 Starkville, Miss. \_\_\_\_\_ L \_\_\_\_\_ 0-6  
April 23, 1998 Starkville, Miss. \_\_\_\_\_ W \_\_\_\_\_ 1-0  
April 14, 1998 Monroe, La. \_\_\_\_\_ W \_\_\_\_\_ 11-0 (6)  
April 14, 1998 Monroe, La. \_\_\_\_\_ W \_\_\_\_\_ 7-5  
April 15, 1999 Starkville, Miss. \_\_\_\_\_ W \_\_\_\_\_ 9-1 (5)  
April 15, 1999 Starkville, Miss. \_\_\_\_\_ W \_\_\_\_\_ 3-2 (9)  
April 11, 2000 Monroe, La. \_\_\_\_\_ L \_\_\_\_\_ 1-2  
April 11, 2000 Monroe, La. \_\_\_\_\_ W \_\_\_\_\_ 3-2  
Feb. 20, 2001 Starkville, Miss. \_\_\_\_\_ W \_\_\_\_\_ 2-1 (9)  
Feb. 20, 2001 Starkville, Miss. \_\_\_\_\_ W \_\_\_\_\_ 8-5  
Feb. 7, 2009 Starkville, Miss. \_\_\_\_\_ W \_\_\_\_\_ 5-3  
Feb. 8, 2009 Starkville, Miss. \_\_\_\_\_ W \_\_\_\_\_ 12-5  
Feb. 19, 2010 College Station, Texas \_\_\_\_\_ W \_\_\_\_\_ 4-0**Louisiana Tech (9-9)**

H: (9-7) A: (0-2) N: (0-0)

April 23, 1983 Starkville, Miss. \_\_\_\_\_ L \_\_\_\_\_ 0-4  
April 23, 1983 Starkville, Miss. \_\_\_\_\_ L \_\_\_\_\_ 0-9  
Mar. 10, 1984 Starkville, Miss. \_\_\_\_\_ L \_\_\_\_\_ 0-4  
Mar. 10, 1984 Starkville, Miss. \_\_\_\_\_ L \_\_\_\_\_ 1-9  
April 19, 1985 Ruston, La. \_\_\_\_\_ L \_\_\_\_\_ 0-3  
April 19, 1985 Ruston, La. \_\_\_\_\_ L \_\_\_\_\_ 2-5  
April 12, 1986 Starkville, Miss. \_\_\_\_\_ L \_\_\_\_\_ 1-2  
April 12, 1986 Starkville, Miss. \_\_\_\_\_ L \_\_\_\_\_ 0-1  
April 25, 1997 Starkville, Miss. \_\_\_\_\_ L \_\_\_\_\_ 2-5  
April 25, 1997 Starkville, Miss. \_\_\_\_\_ W \_\_\_\_\_ 3-2 (10)  
Feb. 6, 2004 Starkville, Miss. \_\_\_\_\_ W \_\_\_\_\_ 6-1  
Feb. 8, 2004 Starkville, Miss. \_\_\_\_\_ W \_\_\_\_\_ 1-0  
Feb. 4, 2005 Starkville, Miss. \_\_\_\_\_ W \_\_\_\_\_ 9-0 (5)  
Feb. 6, 2005 Starkville, Miss. \_\_\_\_\_ W \_\_\_\_\_ 9-7  
Mar. 10, 2008 Starkville, Miss. \_\_\_\_\_ W \_\_\_\_\_ 5-2  
Feb. 18, 2011 Starkville, Miss. \_\_\_\_\_ W \_\_\_\_\_ 3-2  
Mar. 2, 2012 Starkville, Miss. \_\_\_\_\_ W \_\_\_\_\_ 8-0 (5)  
Feb. 12, 2015 Starkville, Miss. \_\_\_\_\_ W \_\_\_\_\_ 6-4**Luther College (1-1)**

H: (1-1) A: (0-0) N: (0-0)

Mar. 23, 1984 Starkville, Miss. \_\_\_\_\_ W \_\_\_\_\_ 3-2  
Mar. 23, 1984 Starkville, Miss. \_\_\_\_\_ L \_\_\_\_\_ 4-6**Maine (1-0)**

H: (0-0) A: (0-0) N: (1-0)

Mar. 23, 1985 Tallahassee, Fla. \_\_\_\_\_ W \_\_\_\_\_ 7-0

**Marshall (3-0)**

H: (3-0) A: (0-0) N: (0-0)

Mar. 29, 2014 Starkville, Miss. \_\_\_\_\_ W \_\_\_\_\_ 4-0  
Mar. 29, 2014 Starkville, Miss. \_\_\_\_\_ W \_\_\_\_\_ 2-0  
Mar. 30, 2014 Starkville, Miss. \_\_\_\_\_ W \_\_\_\_\_ 9-1 (5)**Maryland (3-0)**

H: (0-0) A: (0-0) N: (3-0)

Feb. 27, 2010 Columbus, Ga. \_\_\_\_\_ W \_\_\_\_\_ 5-4  
Mar. 1, 2013 Orlando, Fla. \_\_\_\_\_ W \_\_\_\_\_ 4-3  
Feb. 27, 2015 Orlando, Fla. \_\_\_\_\_ W \_\_\_\_\_ 6-2**Massachusetts (3-1)**

H: (0-0) A: (0-0) N: (3-1)

Mar. 4, 2000 Columbus, Ga. \_\_\_\_\_ W \_\_\_\_\_ 7-0  
Mar. 11, 2000 Tampa, Fla. \_\_\_\_\_ W \_\_\_\_\_ 4-1  
Mar. 2, 2008 Columbus, Ga. \_\_\_\_\_ W \_\_\_\_\_ 3-2  
Feb. 26, 2010 Columbus, Ga. \_\_\_\_\_ L \_\_\_\_\_ 6-7 (9)**McNeese State (2-0)**

H: (1-0) A: (0-0) N: (1-0)

Mar. 25, 1997 Starkville, Miss. \_\_\_\_\_ W \_\_\_\_\_ 3-2  
Feb. 12, 2005 Lafayette, La. \_\_\_\_\_ W \_\_\_\_\_ 5-0**Memphis (6-0)**

H: (3-0) A: (1-0) N: (2-0)

Feb. 12, 2012 Mobile, Ala. \_\_\_\_\_ W \_\_\_\_\_ 9-6  
April 24, 2012 Starkville, Miss. \_\_\_\_\_ W \_\_\_\_\_ 9-1 (6)  
Mar. 6, 2013 Starkville, Miss. \_\_\_\_\_ W \_\_\_\_\_ 8-1  
Mar. 1, 2014 Gulfport, Miss. \_\_\_\_\_ W \_\_\_\_\_ 3-2  
Mar. 18, 2014 Memphis, Tenn. \_\_\_\_\_ W \_\_\_\_\_ 2-1  
April 22, 2015 Starkville, Miss. \_\_\_\_\_ W \_\_\_\_\_ 11-3 (5)**Mercer (2-1)**

H: (0-0) A: (1-0) N: (1-1)

Mar. 11, 2006 Lakewood, Calif. \_\_\_\_\_ W \_\_\_\_\_ 4-3  
Feb. 24, 2008 Macon, Ga. \_\_\_\_\_ W \_\_\_\_\_ 5-2  
Feb. 25, 2011 Kennesaw, Ga. \_\_\_\_\_ L \_\_\_\_\_ 5-6**Miami (Ohio) (3-0)**

H: (0-0) A: (0-0) N: (3-0)

Feb. 21, 2003 Las Cruces, N.M. \_\_\_\_\_ W \_\_\_\_\_ 5-2  
Feb. 14, 2009 Tallahassee, Fla. \_\_\_\_\_ W \_\_\_\_\_ 3-0  
March 1, 2015 Orlando, Fla. \_\_\_\_\_ W \_\_\_\_\_ 3-1**Michigan (1-7)**

H: (0-2) A: (0-0) N: (1-5)

Mar. 7, 1998 Tampa, Fla. \_\_\_\_\_ L \_\_\_\_\_ 1-2 (8)  
Mar. 5, 1999 Tampa, Fla. \_\_\_\_\_ L \_\_\_\_\_ 3-9  
Mar. 7, 1999 Tampa, Fla. \_\_\_\_\_ L \_\_\_\_\_ 3-4  
Mar. 1, 2001 Starkville, Miss. \_\_\_\_\_ L \_\_\_\_\_ 1-3  
Feb. 22, 2002 Columbus, Ga. \_\_\_\_\_ W \_\_\_\_\_ 3-2  
Feb. 29, 2008 Columbus, Ga. \_\_\_\_\_ L \_\_\_\_\_ 0-2  
Mar. 3, 2010 Starkville, Miss. \_\_\_\_\_ L \_\_\_\_\_ 0-3  
Feb. 26, 2012 Clearwater, Fla. \_\_\_\_\_ L \_\_\_\_\_ 1-3**Michigan State (2-2)**

H: (1-2) A: (0-0) N: (1-0)

Mar. 22, 1984 Starkville, Miss. \_\_\_\_\_ L \_\_\_\_\_ 3-11  
Mar. 22, 1984 Starkville, Miss. \_\_\_\_\_ L \_\_\_\_\_ 1-6  
Mar. 7, 1999 Tampa, Fla. \_\_\_\_\_ W \_\_\_\_\_ 4-2  
Mar. 9, 2001 Starkville, Miss. \_\_\_\_\_ W \_\_\_\_\_ 6-2**Middle Tennessee State (5-1)**

H: (4-0) A: (1-1) N: (0-0)

Mar. 17, 2005 Murfreesboro, Tenn. \_\_\_\_\_ W \_\_\_\_\_ 8-0 (5)  
Mar. 17, 2005 Murfreesboro, Tenn. \_\_\_\_\_ L \_\_\_\_\_ 5-6  
Mar. 28, 2006 Starkville, Miss. \_\_\_\_\_ W \_\_\_\_\_ 9-3  
Mar. 28, 2006 Starkville, Miss. \_\_\_\_\_ W \_\_\_\_\_ 13-1 (5)  
April 22, 2013 Starkville, Miss. \_\_\_\_\_ W \_\_\_\_\_ 8-1  
Feb. 6, 2015 Starkville, Miss. \_\_\_\_\_ W \_\_\_\_\_ 9-1 (6)





## ALL-TIME RESULTS VS. NON-SEC OPPONENTS

### Mississippi Univ. For Women (7-2)

H: (4-1) A: (0-0) N: (3-1)

Mar. 16, 1985	Starkville, Miss.	_____	L	_____	1-10
Mar. 30, 1985	Columbus, Miss.	_____	W	_____	5-0
April 9, 1985	Starkville, Miss.	_____	W	_____	7-1
April 9, 1985	Starkville, Miss.	_____	W	_____	7-2
April 12, 1985	Owensboro, Ky.	_____	W	_____	3-2
April 23, 1985	Columbus, Miss.	_____	L	_____	1-5
April 23, 1985	Columbus, Miss.	_____	W	_____	5-1
April 4, 1986	Starkville, Miss.	_____	W	_____	6-5
April 4, 1986	Starkville, Miss.	_____	W	_____	10-0

### Mississippi Valley State (27-1)

H: (20-0) A: (5-1) N: (2-0)

Feb. 14, 2003	Starkville, Miss.	_____	W	_____	14-0 (5)
Feb. 21, 2004	Starkville, Miss.	_____	W	_____	12-0 (5)
Feb. 22, 2004	Starkville, Miss.	_____	W	_____	7-0
Feb. 5, 2005	Starkville, Miss.	_____	W	_____	15-0 (5)
Feb. 6, 2005	Starkville, Miss.	_____	W	_____	8-0 (6)
Mar. 21, 2006	Starkville, Miss.	_____	W	_____	5-0
Mar. 21, 2006	Starkville, Miss.	_____	W	_____	6-3
Feb. 21, 2007	Starkville, Miss.	_____	W	_____	10-2 (5)
April 18, 2007	Itta Bena, Miss.	_____	L	_____	3-5
Feb. 13, 2008	Starkville, Miss.	_____	W	_____	10-0 (5)
Mar. 29, 2008	Starkville, Miss.	_____	W	_____	10-1 (5)
Mar. 30, 2008	Starkville, Miss.	_____	W	_____	12-0 (5)
Feb. 25, 2009	Itta Bena, Miss.	_____	W	_____	10-4
May 8, 2009	Starkville, Miss.	_____	W	_____	10-2 (5)
May 8, 2009	Starkville, Miss.	_____	W	_____	4-1
Mar. 6, 2010	Starkville, Miss.	_____	W	_____	11-1 (5)
Mar. 24, 2010	Itta Bena, Miss.	_____	W	_____	9-6
April 7, 2010	Ridgeland, Miss.	_____	W	_____	9-1 (5)
Mar. 6, 2011	Starkville, Miss.	_____	W	_____	8-0 (5)
April 12, 2011	Itta Bena, Miss.	_____	W	_____	5-1
April 19, 2011	Starkville, Miss.	_____	W	_____	9-1 (6)
Feb. 19, 2012	Starkville, Miss.	_____	W	_____	3-2
Mar. 28, 2012	Itta Bena, Miss.	_____	W	_____	4-3 (8)
April 24, 2013	Starkville, Miss.	_____	W	_____	1-0
May 18, 2013	Mobile, Ala.	_____	W	_____	2-1
Feb. 7, 2014	Starkville, Miss.	_____	W	_____	8-0 (5)
April 1, 2014	Itta Bena, Miss.	_____	W	_____	13-0 (5)
Feb. 5, 2015	Starkville, Miss.	_____	W	_____	8-0 (6)

### Missouri State (1-3)

H: (1-3) A: (0-0) N: (0-0)

Mar. 20, 1985	Starkville, Miss.	_____	L	_____	0-1
Mar. 20, 1985	Starkville, Miss.	_____	W	_____	4-2
Mar. 7, 1986	Starkville, Miss.	_____	L	_____	0-2
Mar. 7, 1986	Starkville, Miss.	_____	L	_____	3-10

### Monmouth (1-0)

H: (0-0) A: (0-0) N: (1-0)

Mar. 11, 2003	Conway, S.C.	_____	W	_____	9-1 (6)
---------------	--------------	-------	---	-------	---------

### Mount St. Mary's (1-0)

H: (0-0) A: (0-0) N: (1-0)

Mar. 7, 2009	Honolulu, Hawai'i	_____	W	_____	6-1
--------------	-------------------	-------	---	-------	-----

### Murray State (1-0)

H: (1-0) A: (0-0) N: (0-0)

Feb. 17, 2013	Starkville, Miss.	_____	W	_____	4-1
---------------	-------------------	-------	---	-------	-----

### Nebraska (0-3)

H: (0-0) A: (0-1) N: (0-2)

Feb. 7, 2003	Phoenix, Ariz.	_____	L	_____	5-7
May 16, 2003	Lincoln, Neb.	_____	L	_____	0-8 (6)
Feb. 24, 2007	Columbus, Ga.	_____	L	_____	6-7 (9)

### Nebraska-Omaha (0-1)

H: (0-0) A: (0-0) N: (0-1)

Mar. 26, 1982	Bartlesville, Okla.	_____	L	_____	0-8
---------------	---------------------	-------	---	-------	-----

### Nevada (1-0)

H: (0-0) A: (0-0) N: (1-0)

Feb. 21, 2003	Las Cruces, N.M.	_____	W	_____	7-0
---------------	------------------	-------	---	-------	-----

### New Mexico (2-0)

H: (0-0) A: (0-0) N: (2-0)

Mar. 14, 1997	San Joes, Calif.	_____	W	_____	4-0
Mar. 15, 1997	San Joes, Calif.	_____	W	_____	7-2

### New Mexico State (3-0)

H: (0-0) A: (0-0) N: (3-0)

Feb. 12, 1999	Phoenix, Ariz.	_____	W	_____	4-2
Mar. 6, 1999	Tampa, Fla.	_____	W	_____	7-0
Feb. 9, 2002	Phoenix, Ariz.	_____	W	_____	7-6 (8)

### Nicholls State (3-7)

H: (1-3) A: (0-2) N: (2-2)

April 9, 1983	Starkville, Miss.	_____	L	_____	2-4
April 9, 1983	Starkville, Miss.	_____	L	_____	2-4
April 25, 1984	Thibodaux, La.	_____	L	_____	3-7
April 25, 1984	Thibodaux, La.	_____	L	_____	8-13
Mar. 22, 1985	Tallahassee, Fla.	_____	L	_____	2-3 (9)
April 2, 1985	Starkville, Miss.	_____	W	_____	3-2
April 2, 1985	Starkville, Miss.	_____	L	_____	3-5
Feb. 21, 1997	Monroe, La.	_____	L	_____	0-6
Mar. 8, 2002	Plant City, Fla.	_____	W	_____	8-0 (5)
Mar. 1, 2014	Gulfport, Miss.	_____	W	_____	7-0

### North Carolina (2-3)

H: (0-0) A: (0-0) N: (2-3)

Mar. 9, 2000	Tampa, Fla.	_____	W	_____	6-0
Mar. 8, 2002	Plant City, Fla.	_____	W	_____	8-3
Feb. 25, 2007	Columbus, Ga.	_____	L	_____	4-8
Mar. 12, 2011	Tuscaloosa, Ala.	_____	L	_____	4-12 (5)
Mar. 13, 2011	Tuscaloosa, Ala.	_____	L	_____	2-8

### North Carolina State (2-2)

H: (1-1) A: (0-0) N: (1-1)

Feb. 4, 2005	Starkville, Miss.	_____	L	_____	1-2
Feb. 5, 2005	Starkville, Miss.	_____	W	_____	5-1
Feb. 29, 2008	Columbus, Ga.	_____	W	_____	4-0
Feb. 27, 2010	Columbus, Ga.	_____	L	_____	3-4

### North Texas (1-0)

H: (0-0) A: (0-0) N: (1-0)

April 19, 1986	Arlington, Texas	_____	W	_____	6-3
----------------	------------------	-------	---	-------	-----

### Northern Illinois (0-1)

H: (0-0) A: (0-0) N: (0-1)

Feb. 23, 1997	Monroe, La.	_____	L	_____	1-2
---------------	-------------	-------	---	-------	-----

### Northern Kentucky (2-0)

H: (2-0) A: (0-0) N: (0-0)

Feb. 7, 2014	Starkville, Miss.	_____	W	_____	12-1 (5)
Feb. 8, 2014	Starkville, Miss.	_____	W	_____	6-1

### Northwestern State (8-4)

H: (5-2) A: (2-2) N: (1-0)

Mar. 3, 1984	Natchitoches, La.	_____	W	_____	2-1
Mar. 3, 1984	Natchitoches, La.	_____	L	_____	3-7
Feb. 14, 1998	Starkville, Miss.	_____	L	_____	1-3
Feb. 14, 1998	Starkville, Miss.	_____	W	_____	3-1
Feb. 15, 1998	Starkville, Miss.	_____	W	_____	5-0
Feb. 6, 1999	Natchitoches, La.	_____	L	_____	0-1
Feb. 6, 1999	Natchitoches, La.	_____	W	_____	3-1
Feb. 19, 1999	Starkville, Miss.	_____	W	_____	6-1
Feb. 18, 2000	Starkville, Miss.	_____	W	_____	3-2
May 16, 2002	Lafayette, La.	_____	W	_____	9-6
Feb. 24, 2006	Starkville, Miss.	_____	W	_____	5-2
Feb. 16, 2013	Starkville, Miss.	_____	L	_____	5-10

### Notre Dame (1-1)

H: (0-0) A: (0-0) N: (1-1)

Mar. 15, 1997	San Jose, Calif.	_____	L	_____	3-8
March 1, 2015	Orlando, Fla.	_____	W	_____	6-1

### Oakland (2-0)

H: (2-0) A: (0-0) N: (0-0)

Feb. 27, 2002	Starkville, Miss.	_____	W	_____	5-0
Feb. 27, 2002	Starkville, Miss.	_____	W	_____	10-1 (5)

### Ohio (1-0)

H: (0-0) A: (0-0) N: (1-0)

Mar. 2, 2014	Gulfport, Miss.	_____	W	_____	2-1
--------------	-----------------	-------	---	-------	-----

### Ohio State (1-3)

H: (0-0) A: (0-0) N: (1-3)

Mar. 23, 1985	Tallahassee, Fla.	_____	L	_____	2-3
Mar. 21, 1986	Tallahassee, Fla.	_____	W	_____	3-2
Mar. 6, 2005	Marietta, Ga.	_____	L	_____	0-11 (5)
Feb. 27, 2009	Columbus, Ga.	_____	L	_____	0-7

### Oklahoma (0-2)

H: (0-0) A: (0-0) N: (0-2)

April 16, 1983	Ruston, La.	_____	L	_____	0-4
Mar. 3, 2000	Columbus, Ga.	_____	L	_____	4-12 (6)

### Oklahoma City (0-1)

H: (0-0) A: (0-0) N: (0-1)

April 19, 1986	Arlington, Texas	_____	L	_____	2-3
----------------	------------------	-------	---	-------	-----

### Oklahoma State (0-3)

H: (0-0) A: (0-0) N: (0-3)

Mar. 25, 1982	Bartlesville, Okla.	_____	L	_____	0-2
April 2, 1982	Springfield, Mo.	_____	L	_____	1-9
Feb. 14, 2004	San Diego, Calif.	_____	L	_____	2-3

### Oregon (1-0)

H: (0-0) A: (0-0) N: (1-0)

Feb. 8, 2008	Palm Springs, Calif.	_____	W	_____	3-0
--------------	----------------------	-------	---	-------	-----

### Oregon State (2-4)

H: (0-0) A: (0-0) N: (2-4)

Feb. 9, 2001	Corpus Christi, Texas	_____	L	_____	0-3
Feb. 10, 2001	Corpus Christi, Texas	_____	L	_____	0-1 (8)
Feb. 27, 2005	Palm Springs, Calif.	_____	L	_____	5-6
Mar. 6, 2009	Honolulu, Hawai'i	_____	L	_____	0-2
Feb. 20, 2010	College Station, Texas	_____	W	_____	13-3
Feb. 21, 2010	College Station, Texas	_____	W	_____	6-5 (8)

### Pacific (1-2)

H: (0-0) A: (0-0) N: (1-2)

Feb. 26, 2005	Palm Springs, Calif.	_____	L	_____	4-5
May 18, 2007	Tuscon, Ariz.	_____	W	_____	7-1
May 19, 2007	Tuscon, Ariz.	_____	L	_____	10-12

### Penn State (4-2)

H: (3-0) A: (0-0) N: (1-2)

Mar. 9, 2000	Tampa, Fla.	_____	W	_____	2-0
Feb. 24, 2001	Las Vegas, Nev.	_____	L	_____	3-8
Feb. 24, 2001	Las Vegas, Nev.	_____	L	_____	5-6
Feb. 21, 2015	Starkville, Miss.	_____	W	_____	9-3
Feb. 21, 2015	Starkville, Miss.	_____	W	_____	10-5 (6)
Feb. 22, 2015	Starkville, Miss.	_____	W	_____	10-2 (5)

### Portland State (0-1)

H: (0-0) A: (0-0) N: (0-1)

May 18, 2012	Eugene, Ore.	_____	L	_____	0-2
--------------	--------------	-------	---	-------	-----



## ALL-TIME RESULTS VS. NON-SEC OPPONENTS

**Purdue (3-1)**

H: (2-0) A: (0-0) N: (1-1)

Feb. 9, 2007	Starkville, Miss.	_____	W	_____	6-5
Feb. 11, 2007	Starkville, Miss.	_____	W	_____	8-1
Feb. 13, 2009	Tallahassee, Fla.	_____	W	_____	4-3
Feb. 27, 2011	Kennesaw, Ga.	_____	L	_____	0-5

**Radford (0-1)**

H: (0-0) A: (0-0) N: (0-1)

Mar. 8, 2009	Honolulu, Hawai'i	_____	L	_____	1-3
--------------	-------------------	-------	---	-------	-----

**Rhode Island (0-1)**

H: (0-0) A: (0-0) N: (0-1)

Mar. 16, 1983	Columbia, S.C.	_____	L	_____	5-9
---------------	----------------	-------	---	-------	-----

**Rutgers (1-0)**

H: (1-0) A: (0-0) N: (0-0)

Feb. 20, 2009	Starkville, Miss.	_____	W	_____	6-0
---------------	-------------------	-------	---	-------	-----

**Saint Francis (Pa.) (1-0)**

H: (0-0) A: (0-0) N: (1-0)

Mar. 4, 2005	Marietta, Ga.	_____	W	_____	7-0
--------------	---------------	-------	---	-------	-----

**Saint Mary's (Calif.) (0-1)**

H: (0-0) A: (0-0) N: (0-1)

Mar. 14, 1997	San Jose, Calif.	_____	L	_____	1-2
---------------	------------------	-------	---	-------	-----

**Saint Mary's (Neb.) (1-0)**

H: (1-0) A: (0-0) N: (0-0)

Mar. 29, 1986	Starkville, Miss.	_____	W	_____	11-1
---------------	-------------------	-------	---	-------	------

**Samford (16-2)**

H: (10-1) A: (5-1) N: (1-0)

Feb. 26, 1997	Starkville, Miss.	_____	W	_____	4-0
Feb. 26, 1997	Starkville, Miss.	_____	W	_____	4-0
Mar. 20, 1997	Birmingham, Ala.	_____	W	_____	6-1
Mar. 20, 1997	Birmingham, Ala.	_____	W	_____	7-1
April 21, 1998	Starkville, Miss.	_____	W	_____	3-2 (10)
April 21, 1998	Starkville, Miss.	_____	W	_____	5-0
April 29, 1999	Starkville, Miss.	_____	W	_____	4-0
April 29, 1999	Starkville, Miss.	_____	W	_____	4-1
April 25, 2000	Starkville, Miss.	_____	L	_____	0-2
Feb. 16, 2003	Oxford, Miss.	_____	W	_____	15-4 (5)
Mar. 1, 2006	Starkville, Miss.	_____	W	_____	9-1 (6)
Mar. 1, 2006	Starkville, Miss.	_____	W	_____	3-1
Mar. 7, 2007	Starkville, Miss.	_____	W	_____	7-0
April 4, 2007	Birmingham, Ala.	_____	L	_____	0-3
Feb. 14, 2012	Birmingham, Ala.	_____	W	_____	6-3
Mar. 4, 2012	Starkville, Miss.	_____	W	_____	11-5
April 16, 2013	Birmingham, Ala.	_____	W	_____	13-1 (5)
Mar. 26, 2014	Birmingham, Ala.	_____	W	_____	9-1 (6)

**San Diego State (1-2)**

H: (0-0) A: (0-2) N: (1-0)

Feb. 13, 2004	San Diego, Calif.	_____	L	_____	3-5
Feb. 15, 2004	San Diego, Calif.	_____	L	_____	1-2 (8)
Feb. 9, 2008	Palm Springs, Calif.	_____	W	_____	8-0 (6)

**Santa Clara (1-0)**

H: (0-0) A: (0-0) N: (1-0)

Mar. 5, 2009	Honolulu, Hawai'i	_____	W	_____	11-3
--------------	-------------------	-------	---	-------	------

**Seton Hall (1-0)**

H: (0-0) A: (0-0) N: (1-0)

Feb. 23, 2007	Columbus, Ga.	_____	W	_____	23-0 (5)
---------------	---------------	-------	---	-------	----------

**Siena (2-0)**

H: (2-0) A: (0-0) N: (0-0)

Mar. 14, 1998	Starkville, Miss.	_____	W	_____	2-0
Mar. 14, 1998	Starkville, Miss.	_____	W	_____	6-0

**South Alabama (2-4)**

H: (1-2) A: (1-2) N: (0-0)

April 8, 2009	Starkville, Miss.	_____	W	_____	5-2
Feb. 9, 2012	Mobile, Ala.	_____	W	_____	7-2
Feb. 7, 2013	Starkville, Miss.	_____	L	_____	2-3
May 18, 2013	Mobile, Ala.	_____	L	_____	0-3
April 9, 2014	Mobile, Fla.	_____	L	_____	2-3
April 15, 2015	Starkville, Miss.	_____	L	_____	2-3

**South Florida (2-3)**

H: (0-0) A: (2-2) N: (0-1)

Mar. 6, 1998	Tampa, Fla.	_____	L	_____	0-1
Mar. 10, 2000	Tampa, Fla.	_____	L	_____	2-4
Feb. 11, 2006	Tampa, Fla.	_____	W	_____	2-0
Feb. 12, 2006	Tampa, Fla.	_____	W	_____	4-2
Feb. 24, 2012	Clearwater, Fla.	_____	L	_____	0-1

**Southern Illinois (5-3)**

H: (5-3) A: (0-0) N: (0-0)

Feb. 17, 2001	Starkville, Miss.	_____	L	_____	2-3
Feb. 15, 2002	Starkville, Miss.	_____	L	_____	0-2
Feb. 16, 2002	Starkville, Miss.	_____	W	_____	5-3
Feb. 17, 2006	Starkville, Miss.	_____	W	_____	2-0
Feb. 15, 2008	Starkville, Miss.	_____	W	_____	7-3
Feb. 17, 2008	Starkville, Miss.	_____	W	_____	4-3
Feb. 19, 2011	Starkville, Miss.	_____	W	_____	10-8
Feb. 20, 2011	Starkville, Miss.	_____	L	_____	4-9

**SIU-Edwardsville (4-1)**

H: (3-1) A: (0-0) N: (1-0)

Feb. 21, 2009	Starkville, Miss.	_____	W	_____	3-0
Feb. 22, 2009	Starkville, Miss.	_____	W	_____	2-0
Feb. 17, 2012	Starkville, Miss.	_____	L	_____	4-5
Feb. 19, 2012	Starkville, Miss.	_____	W	_____	5-0
Feb. 24, 2013	Southaven, Miss.	_____	W	_____	1-0

**Southern Mississippi (33-12)**

H: (15-7) A: (16-2) N: (2-3)

Mar. 22, 1983	Starkville, Miss.	_____	W	_____	3-0
Mar. 22, 1983	Starkville, Miss.	_____	W	_____	4-3
April 12, 1983	Hattiesburg, Miss.	_____	W	_____	3-0
April 12, 1983	Hattiesburg, Miss.	_____	W	_____	5-4
April 3, 1984	Hattiesburg, Miss.	_____	W	_____	7-6
April 3, 1984	Hattiesburg, Miss.	_____	W	_____	3-2
April 17, 1984	Starkville, Miss.	_____	W	_____	4-1
April 17, 1984	Starkville, Miss.	_____	W	_____	5-0
Mar. 19, 1985	Starkville, Miss.	_____	L	_____	3-5 (8)
Mar. 19, 1985	Starkville, Miss.	_____	L	_____	4-5 (9)
Mar. 29, 1985	Columbus, Miss.	_____	W	_____	4-0
April 4, 1985	Hattiesburg, Miss.	_____	W	_____	6-1
April 4, 1985	Hattiesburg, Miss.	_____	W	_____	9-1
Mar. 25, 1986	Hattiesburg, Miss.	_____	W	_____	5-4
Mar. 25, 1986	Hattiesburg, Miss.	_____	W	_____	3-1
Mar. 28, 1986	Starkville, Miss.	_____	W	_____	4-2
April 23, 1986	Starkville, Miss.	_____	W	_____	3-2
April 23, 1986	Starkville, Miss.	_____	W	_____	5-1
Mar. 12, 1999	Chattanooga, Tenn.	_____	L	_____	0-4
April 5, 2000	Starkville, Miss.	_____	L	_____	0-2
April 5, 2000	Starkville, Miss.	_____	W	_____	2-1
April 5, 2001	Starkville, Miss.	_____	L	_____	1-2
April 5, 2001	Starkville, Miss.	_____	W	_____	9-6
Feb. 16, 2002	Starkville, Miss.	_____	L	_____	2-7
April 3, 2002	Hattiesburg, Miss.	_____	W	_____	6-2
April 3, 2002	Hattiesburg, Miss.	_____	L	_____	0-3
Feb. 4, 2003	Starkville, Miss.	_____	W	_____	3-1
April 3, 2003	Madison, Miss.	_____	L	_____	5-8
Mar. 24, 2004	Hattiesburg, Miss.	_____	L	_____	0-6
April 6, 2004	Ridgeland, Miss.	_____	W	_____	6-3
Mar. 2, 2005	Starkville, Miss.	_____	W	_____	9-0 (6)
April 7, 2005	Starkville, Miss.	_____	W	_____	5-2
Mar. 7, 2006	Starkville, Miss.	_____	L	_____	0-2
Mar. 30, 2006	Hattiesburg, Miss.	_____	W	_____	8-0 (5)
April 12, 2007	Starkville, Miss.	_____	W	_____	9-2
April 24, 2007	Hattiesburg, Miss.	_____	W	_____	10-6

Mar. 18, 2008	Hattiesburg, Miss.	_____	W	_____	9-0 (5)
April 23, 2008	Starkville, Miss.	_____	W	_____	5-2
Feb. 11, 2009	Starkville, Miss.	_____	L	_____	3-7
Mar. 17, 2010	Hattiesburg, Miss.	_____	W	_____	14-4
Feb. 23, 2011	Starkville, Miss.	_____	W	_____	6-4
April 6, 2011	Madison, Miss.	_____	L	_____	4-14 (5)
April 25, 2012	Hattiesburg, Miss.	_____	W	_____	1-0
March 25, 2015	Hattiesburg, Miss.	_____	W	_____	10-0 (6)
March 25, 2015	Hattiesburg, Miss.	_____	W	_____	12-6

**Southeast Missouri State (3-1)**

H: (2-0) A: (0-0) N: (1-1)

April 3, 1984	Owensboro, Ky.	_____	L	_____	0-2
Feb. 24, 2006	Starkville, Miss.	_____	W	_____	5-2
Feb. 26, 2006	Starkville, Miss.	_____	W	_____	3-0
Feb. 24, 2013	Southaven, Miss.	_____	W	_____	8-4

**Southeastern Louisiana (3-0)**

H: (2-0) A: (1-0) N: (0-0)

Mar. 25, 2014	Starkville, Miss.	_____	W	_____	2-1
Feb. 19, 2015	Starkville, Miss.	_____	W	_____	4-3
March 17, 2015	Hammond, La.	_____	W	_____	16-1 (5)

**Southern (1-0)**

H: (1-0) A: (0-0) N: (0-0)

Mar. 31, 2010	Starkville, Miss.	_____	W	_____	4-1
---------------	-------------------	-------	---	-------	-----

**Stanford (1-2)**

H: (0-0) A: (0-0) N: (1-2)

Mar. 3, 2000	Columbus, Ga.	_____	W	_____	2-1 (9)
Mar. 5, 2000	Columbus, Ga.	_____	L	_____	1-5
Mar. 9, 2002	Plant City, Fla.	_____	L	_____	0-7

**Stephen F. Austin (2-1)**

H: (2-0) A: (0-0) N: (0-1)

Mar. 11, 1982	Baton Rouge, La.	_____	L	_____	0-10
Mar. 13, 2010	Starkville, Miss.	_____	W	_____	8-0 (5)
Mar. 14, 2010	Starkville, Miss.	_____	W	_____	5-0

**Stony Brook (1-0)**

H: (0-0) A: (0-0) N: (1-0)

May 17, 2008	Tempe, Ariz.	_____	W	_____	8-3
--------------	--------------	-------	---	-------	-----

**Syracuse (5-0)**

H: (0-0) A: (0-0) N: (5-0)

Feb. 28, 2003	Tallahassee, Fla.	_____	W	_____	4-1
Mar. 2, 2003	Tallahassee, Fla.	_____	W	_____	3-2
Mar. 10, 2006	Lakewood, Calif.	_____	W	_____	2-1
Mar. 1, 2008	Columbus, Ga.	_____	W	_____	8-2
Mar. 3, 2013	Orlando, Fla.	_____	W	_____	4-1

**Temple (2-0)**

H: (1-0) A: (0-0) N: (1-0)

Mar. 10, 2001	Starkville, Miss.	_____	W	_____	3-0
Mar. 9, 2002	Plant City, Fla.	_____	W	_____	6-0

**Tennessee Martin (3-0)**

H: (1-0) A: (0-0) N: (2-0)

Feb. 21, 1997	Monroe, La.	_____	W	_____	4-1
Mar. 3, 2007	Chattanooga, Tenn.	_____	W	_____	6-5 (9)
Feb. 14, 2015	Starkville, Miss.	_____	W	_____	4-2

**Tennessee State (4-0)**

H: (2-0) A: (0-0) N: (2-0)

Mar. 1, 1997	Troy, Ala.	_____	W	_____	9-0 (5)
Mar. 2, 1997	Troy, Ala.	_____	W	_____	12-1 (6)
Feb. 19, 2007	Starkville, Miss.	_____	W	_____	7-1
Feb. 9, 2013	Starkville, Miss.	_____	W	_____	8-0 (6)



## ALL-TIME RESULTS VS. NON-SEC OPPONENTS

**Tennessee Tech (8-1)**

H: (6-0) A: (1-0) N: (1-1)

Mar. 16, 1985	Starkville, Miss.	_____	W	_____	25-3
April 26, 1985	Cookeville, Tenn.	_____	W	_____	11-2
Feb. 26, 2000	Starkville, Miss.	_____	W	_____	7-4
Feb. 26, 2000	Starkville, Miss.	_____	W	_____	5-0
Feb. 18, 2001	Starkville, Miss.	_____	W	_____	1-0 (8)
Feb. 24, 2007	Columbus, Ga.	_____	W	_____	10-1 (6)
Mar. 2, 2007	Chattanooga, Tenn.	_____	L	_____	4-9
April 28, 2012	Starkville, Miss.	_____	W	_____	6-2
April 28, 2012	Starkville, Miss.	_____	W	_____	5-1

**Texas (0-5)**

H: (0-0) A: (0-2) N: (0-3)

Mar. 1, 2002	Tallahassee, Fla.	_____	L	_____	0-1 (14)
May 21, 2005	Austin, Texas	_____	L	_____	0-2
May 22, 2005	Austin, Texas	_____	L	_____	0-2
May 16, 2014	Lafayette, La.	_____	L	_____	0-1
May 17, 2014	Lafayette, La.	_____	L	_____	3-4

**Texas A&M-Corpus Christi (3-0)**

H: (0-0) A: (1-0) N: (2-0)

Feb. 9, 2001	Corpus Christi, Texas	_____	W	_____	8-0 (5)
May 20, 2005	Austin, Texas	_____	W	_____	1-0
May 21, 2005	Austin, Texas	_____	W	_____	2-1 (8)

**Texas Southern (1-0)**

H: (0-0) A: (0-0) N: (1-0)

May 17, 2014	Lafayette, La.	_____	W	_____	5-3
--------------	----------------	-------	---	-------	-----

**Texas State (3-1)\***

H: (0-0) A: (0-0) N: (3-1)

Mar. 1, 1986	Thibodaux, La.	_____	W	_____	5-3
Feb. 10, 2001	Corpus Christi, Texas	_____	W	_____	4-2
Feb. 11, 2001	Corpus Christi, Texas	_____	L	_____	0-5
Feb. 8, 2002	Phoenix, Ariz.	_____	W	_____	8-1

\*Until 2004, known as Southwest Texas

**Texas Tech (1-1)**

H: (0-1) A: (0-0) N: (1-0)

Mar. 9, 2001	Starkville, Miss.	_____	L	_____	0-1
Feb. 8, 2002	Phoenix, Ariz.	_____	W	_____	12-4 (5)

**Toledo (1-1)**

H: (0-0) A: (0-0) N: (1-1)

Mar. 1, 1986	Thibodaux, La.	_____	L	_____	0-2
Mar. 2, 2007	Chattanooga, Tenn.	_____	W	_____	3-2

**Troy (7-0)**

H: (4-0) A: (2-0) N: (1-0)

Mar. 1, 1997	Troy, Ala.	_____	W	_____	3-2
Mar. 2, 1997	Troy, Ala.	_____	W	_____	1-0
Feb. 19, 2005	Starkville, Miss.	_____	W	_____	3-0
Mar. 5, 2005	Marietta, Ga.	_____	W	_____	12-6
Mar. 5, 2010	Starkville, Miss.	_____	W	_____	8-0
Mar. 7, 2010	Starkville, Miss.	_____	W	_____	4-3
Feb. 8, 2013	Starkville, Miss.	_____	W	_____	5-2

**Truman State (0-1)**

H: (0-0) A: (0-0) N: (0-1)

April 2, 1982	Springfield, Mo.	_____	L	_____	2-3
---------------	------------------	-------	---	-------	-----

**Tulsa (3-1)**

H: (2-0) A: (0-0) N: (1-1)

Feb. 22, 1997	Monroe, La.	_____	L	_____	0-1
Feb. 23, 1997	Monroe, La.	_____	W	_____	7-2
Feb. 18, 2005	Starkville, Miss.	_____	W	_____	5-0
Feb. 19, 2005	Starkville, Miss.	_____	W	_____	4-2

**UAB (14-5)**

H: (9-3) A: (5-2) N: (0-0)

Mar. 22, 2000	Starkville, Miss.	_____	W	_____	4-1
Feb. 12, 2003	Birmingham, Ala.	_____	W	_____	2-0
April 22, 2003	Starkville, Miss.	_____	L	_____	0-3

April 27, 2004	Birmingham, Ala.	_____	W	_____	11-3 (6)
April 28, 2004	Starkville, Miss.	_____	W	_____	7-0
Mar. 8, 2005	Birmingham, Ala.	_____	W	_____	8-3
April 12, 2005	Starkville, Miss.	_____	W	_____	11-1 (5)
Mar. 20, 2007	Birmingham, Ala.	_____	W	_____	5-0
April 17, 2007	Starkville, Miss.	_____	W	_____	4-1
Mar. 4, 2008	Starkville, Miss.	_____	W	_____	7-0
Mar. 24, 2009	Birmingham, Ala.	_____	W	_____	9-7
Feb. 13, 2010	Starkville, Miss.	_____	W	_____	4-0
Feb. 14, 2010	Starkville, Miss.	_____	W	_____	6-2
Mar. 1, 2011	Starkville, Miss.	_____	L	_____	0-8 (6)
Mar. 20, 2012	Starkville, Miss.	_____	W	_____	4-3
Mar. 26, 2013	Birmingham, Ala.	_____	L	_____	1-2
April 3, 2013	Starkville, Miss.	_____	W	_____	3-2
Mar. 4, 2014	Starkville, Miss.	_____	L	_____	3-5
Feb. 24, 2015	Birmingham, Ala.	_____	L	_____	4-5 (8)

**UC Davis (0-1)**

H: (0-0) A: (0-0) N: (0-1)

Feb. 16, 2007	Las Vegas, Nev.	_____	L	_____	1-2
---------------	-----------------	-------	---	-------	-----

**UC Riverside (1-1)**

H: (0-0) A: (0-0) N: (1-1)

Feb. 9, 2008	Palm Springs, Calif.	_____	W	_____	8-0 (5)
Feb. 12, 2011	Las Vegas, Nev.	_____	L	_____	6-7

**UC Santa Barbara (1-3)**

H: (0-0) A: (0-1) N: (1-2)

Feb. 28, 1998	Santa Barbara, Calif.	_____	L	_____	9-13 (9)
Feb. 13, 2004	San Diego, Calif.	_____	W	_____	6-3
Feb. 14, 2004	San Diego, Calif.	_____	L	_____	2-5
Mar. 1, 2008	Columbus, Ga.	_____	L	_____	2-5 (8)

**UCLA (0-3)**

H: (0-0) A: (0-1) N: (0-3)

Feb. 12, 1999	Phoenix, Ariz.	_____	L	_____	0-5
Mar. 10, 2006	Lakewood, Calif.	_____	L	_____	0-2
Mar. 12, 2006	Lakewood, Calif.	_____	L	_____	0-3

**UNLV (1-3)**

H: (0-0) A: (0-3) N: (1-0)

Feb. 13, 1999	Phoenix, Ariz.	_____	W	_____	9-1 (5)
Feb. 23, 2001	Las Vegas, Nev.	_____	L	_____	2-3
Feb. 23, 2001	Las Vegas, Nev.	_____	L	_____	0-2
Feb. 11, 2011	Las Vegas, Nev.	_____	L	_____	9-10 (9)

**UT Arlington (0-2)**

H: (0-0) A: (0-1) N: (0-1)

April 15, 1983	Ruston, La.	_____	L	_____	2-7
April 18, 1986	Arlington, Texas	_____	L	_____	2-3

**UTSA (1-0)**

H: (0-0) A: (0-0) N: (1-0)

Feb. 28, 2014	Gulfport, Miss.	_____	W	_____	6-0
---------------	-----------------	-------	---	-------	-----

**Utah (2-4)**

H: (0-0) A: (0-0) N: (2-4)

Mar. 25, 1982	Bartlesville, Okla.	_____	L	_____	0-9
Feb. 12, 2000	Phoenix, Ariz.	_____	L	_____	6-8 (9)
May 19, 2000	Seattle, Wash.	_____	W	_____	11-3 (6)
May 20, 2000	Seattle, Wash.	_____	L	_____	1-4
Mar. 8, 2001	Tampa, Fla.	_____	L	_____	2-3
Feb. 26, 2005	Palm Springs, Calif.	_____	W	_____	10-3

**Utah State (3-0)**

H: (0-0) A: (0-0) N: (3-0)

Feb. 13, 1999	Phoenix, Ariz.	_____	W	_____	7-2
Feb. 13, 2000	Phoenix, Ariz.	_____	W	_____	5-4
Feb. 17, 2007	Las Vegas, Nev.	_____	W	_____	6-3

**Villanova (1-0)**

H: (0-0) A: (0-0) N: (1-0)

Feb. 28, 2004	Houston, Texas	_____	W	_____	3-1
---------------	----------------	-------	---	-------	-----

**Virginia (1-0)**

H: (0-0) A: (0-0) N: (1-0)

Feb. 29, 2004	Houston, Texas	_____	W	_____	5-0
---------------	----------------	-------	---	-------	-----

**Virginia Tech (0-1)**

H: (0-0) A: (0-0) N: (0-1)

Mar. 5, 2005	Marietta, Ga.	_____	L	_____	3-4
--------------	---------------	-------	---	-------	-----

**Washington (1-4)**

H: (0-0) A: (0-1) N: (1-3)

May 20, 2000	Seattle, Wash.	_____	L	_____	1-4
May 16, 2003	Lincoln, Neb.	_____	L	_____	0-8 (6)
Mar. 3, 2006	Waco, Texas	_____	W	_____	3-0
Mar. 4, 2006	Waco, Texas	_____	L	_____	1-8
Feb. 12, 2011	Las Vegas, Nev.	_____	L	_____	5-18 (5)

**West Florida (1-0)**

H: (0-0) A: (1-0) N: (0-0)

Mar. 20, 1986	Tallahassee, Fla.	_____	W	_____	4-0
---------------	-------------------	-------	---	-------	-----

**West Georgia (2-0)**

H: (1-0) A: (0-0) N: (1-0)

Mar. 15, 1985	Starkville, Miss.	_____	W	_____	12-0
Mar. 30, 1985	Columbus, Miss.	_____	W	_____	14-2

**Western Illinois (0-3)**

H: (0-2) A: (0-0) N: (0-1)

Mar. 19, 1984	Starkville, Miss.	_____	L	_____	7-8 (8)
Mar. 19, 1984	Starkville, Miss.	_____	L	_____	0-1 (10)
Mar. 23, 1985	Tallahassee, Fla.	_____	L	_____	3-5

**Western Kentucky (2-2)**

H: (1-0) A: (0-0) N: (1-2)

Feb. 10, 2006	Tampa, Fla.	_____	W	_____	3-1
Feb. 23, 2008	Macon, Ga.	_____	L	_____	1-2
Feb. 24, 2008	Macon, Ga.	_____	L	_____	2-4
Feb. 16, 2013	Starkville, Miss.	_____	W	_____	1-0

**Western Michigan (1-0)**

H: (0-0) A: (0-0) N: (1-0)

Mar. 6, 1998	Tampa, Fla.	_____	W	_____	5-1
--------------	-------------	-------	---	-------	-----

**Wichita State (1-0)**

H: (0-0) A: (0-0) N: (1-0)

Feb. 23, 2013	Southaven, Miss.	_____	W	_____	4-0
---------------	------------------	-------	---	-------	-----

**William Woods (0-1)**

H: (0-0) A: (0-0) N: (1-0)

April 13, 1984	Owensboro, Ky.	_____	L	_____	0-1
----------------	----------------	-------	---	-------	-----

**Winthrop (2-0)**

H: (2-0) A: (0-0) N: (0-0)

Feb. 18, 2000	Starkville, Miss.	_____	W	_____	9-3
Feb. 17, 2001	Starkville, Miss.	_____	W	_____	14-2 (5)

**Wisconsin (1-0)**

H: (0-0) A: (0-0) N: (1-0)

Feb. 7, 2003	Phoenix, Ariz.	_____	W	_____	9-2
--------------	----------------	-------	---	-------	-----

**Wright State (3-0)**

H: (3-0) A: (0-0) N: (0-0)

Feb. 15, 2008	Starkville, Miss.	_____	W	_____	4-0
Feb. 16, 2008	Starkville, Miss.	_____	W	_____	5-2
Mar. 6, 2010	Starkville, Miss.	_____	W	_____	7-2





# MISSISSIPPI STATE SOFTBALL



## ALL-TIME RESULTS VS. SEC OPPONENTS

### Alabama (10-52)

Date	Winner	Score	Location
4/18/97	Alabama	5-2 (8)	Tuscaloosa, Ala.
4/18/97	Alabama	8-0	Tuscaloosa, Ala.
4/19/97	Alabama	5-2	Starkville, Miss.
4/19/97	Mississippi State	2-1	Starkville, Miss.
4/19/98	Mississippi State	5-4	Starkville, Miss.
4/19/98	Alabama	4-1	Starkville, Miss.
5/10/98	Alabama	5-4 (9)	Columbus, Ga.+
4/23/99	Mississippi State	8-7 (8)	Tuscaloosa, Ala.
4/23/99	Alabama	5-4	Tuscaloosa, Ala.
4/24/99	Alabama	6-5	Tuscaloosa, Ala.
4/24/99	Alabama	7-4	Tuscaloosa, Ala.
5/13/99	Mississippi State	6-3	Columbus, Ga.+
4/21/00	Alabama	5-2	Starkville, Miss.
4/21/00	Alabama	7-6 (9)	Starkville, Miss.
4/22/00	Alabama	9-0 (6)	Starkville, Miss.
4/22/00	Alabama	4-2	Starkville, Miss.
5/13/00	Alabama	4-3	Columbus, Ga.+
4/21/01	Alabama	7-0	Tuscaloosa, Ala.
4/21/01	Alabama	3-2	Tuscaloosa, Ala.
4/22/01	Alabama	8-0 (6)	Tuscaloosa, Ala.
2/23/02	Alabama	4-0	Columbus, Ga.+
4/20/02	Alabama	10-4	Starkville, Miss.
4/20/02	Alabama	8-4	Starkville, Miss.
4/21/02	Alabama	8-2	Starkville, Miss.
4/12/03	Alabama	7-3	Tuscaloosa, Ala.
4/12/03	Alabama	8-5	Tuscaloosa, Ala.
4/13/03	Mississippi State	7-3	Tuscaloosa, Ala.
4/9/04	Alabama	10-0 (6)	Starkville, Miss.
4/9/04	Mississippi State	8-6	Starkville, Miss.
4/10/04	Mississippi State	10-5	Starkville, Miss.
4/9/05	Alabama	8-0 (5)	Tuscaloosa, Ala.
4/9/05	Alabama	4-1	Tuscaloosa, Ala.
4/10/05	Alabama	9-1 (5)	Tuscaloosa, Ala.
5/12/05	Alabama	5-0	Gainesville, Fla.+
4/29/06	Alabama	5-4 (8)	Starkville, Miss.
4/29/06	Alabama	6-3	Starkville, Miss.
3/10/07	Alabama	10-2 (5)	Tuscaloosa, Ala.
3/10/07	Alabama	5-3	Tuscaloosa, Ala.
3/11/07	Alabama	8-0 (6)	Tuscaloosa, Ala.
3/15/08	Alabama	2-0	Starkville, Miss.
3/15/08	Alabama	4-2	Starkville, Miss.
3/16/08	Alabama	3-0	Starkville, Miss.
5/8/08	Alabama	1-0	Baton Rouge, La.+
3/14/09	Alabama	4-0	Tuscaloosa, Ala.
3/14/09	Alabama	7-1	Tuscaloosa, Ala.
3/15/09	Alabama	3-2	Tuscaloosa, Ala.
5/8/10	Alabama	10-1 (6)	Starkville, Miss.
5/8/10	Alabama	8-2	Starkville, Miss.
5/9/10	Alabama	6-1	Starkville, Miss.
4/15/11	Alabama	6-2	Tuscaloosa, Ala.
4/16/11	Alabama	13-3 (6)	Tuscaloosa, Ala.
4/17/11	Alabama	5-2	Tuscaloosa, Ala.
5/12/11	Alabama	5-1	Oxford, Miss.+
3/30/12	Alabama	5-4	Starkville, Miss.
3/31/12	Alabama	4-2	Starkville, Miss.
4/1/12	Alabama	9-3	Starkville, Miss.
5/10/12	Alabama	5-2	Tuscaloosa, Ala.+
4/19/13	Mississippi State	3-2	Tuscaloosa, Ala.
4/20/13	Alabama	11-3	Tuscaloosa, Ala.
4/21/13	Alabama	9-8	Tuscaloosa, Ala.
4/11/14	Alabama	5-1	Starkville, Miss.
4/12/14	Mississippi State	4-2	Starkville, Miss.
4/13/14	Mississippi State	4-3 (10)	Starkville, Miss.

+ Southeastern Conference Tournament  
\$ NFCA Leadoff Classic

#### SERIES NOTES

**Total Runs Scored:** Alabama 368, Mississippi State 166  
**MSU At Home:** 6-22  
**MSU On The Road:** 3-25  
**MSU At Neutral:** 1-6  
**Longest MSU Win Streak:** 2, three times  
**Longest MSU Losing Streak:** 27 (April 9, 2005 - May 10, 2012)  
**Last MSU Win:** April 13, 2014 (4-3 [10] in Starkville)  
**Last MSU Loss:** April 11, 2014 (1-5 in Starkville)  
**Last MSU Home Win:** April 13, 2014 (4-3 [10])  
**Last MSU Home Loss:** April 11, 2014 (1-5)  
**Last MSU Road Win:** April 19, 2013 (3-2)  
**Last MSU Road Loss:** April 21, 2013 (8-9)  
**Highest Scoring Game:** 17 (L, 9-8, April 21, 2013 in Tuscaloosa)  
**Largest MSU Margin Of Victory:** 5 (10-5, April 10, 2004 in Starkville)  
**Largest MSU Margin Of Defeat:** 10, twice, last on April 16, 2011 (3-13 [5] in Tuscaloosa)  
**Most Runs By MSU:** 10 (W, 10-5, April 10, 2004 in Starkville)  
**Most Runs By UA:** 13 (L, 3-13, April 16, 2011 in Tuscaloosa)  
**MSU In One-Run Games:** 5-11  
**MSU In Extra-Inning Games:** 2-4  
**MSU Wins Via Run-Rule:** 0  
**Alabama Wins Via Run-Rule:** 9

### Arkansas (33-25)

Date	Winner	Score	Location
3/28/97	Mississippi State	3-2	Starkville, Miss.
3/28/97	Arkansas	4-0	Starkville, Miss.
3/29/97	Arkansas	10-4	Starkville, Miss.
3/29/97	Arkansas	2-1	Starkville, Miss.
3/27/98	Mississippi State	6-0	Fayetteville, Ark.
3/27/98	Arkansas	2-1 (8)	Fayetteville, Ark.
3/28/98	Mississippi State	3-2 (9)	Fayetteville, Ark.
3/28/98	Mississippi State	6-2	Fayetteville, Ark.
4/2/99	Mississippi State	5-2	Starkville, Miss.
4/2/99	Mississippi State	4-0	Starkville, Miss.
4/3/99	Mississippi State	7-2	Starkville, Miss.
4/3/99	Mississippi State	4-2	Starkville, Miss.
3/31/00	Arkansas	2-1	Fayetteville, Ark.
3/31/00	Mississippi State	1-0	Fayetteville, Ark.
4/1/00	Mississippi State	4-3 (8)	Fayetteville, Ark.
4/1/00	Mississippi State	4-0	Fayetteville, Ark.
5/11/00	Arkansas	2-1	Columbus, Ga.+
4/28/01	Mississippi State	2-1 (8)	Starkville, Miss.
4/28/01	Mississippi State	1-0	Starkville, Miss.
4/29/01	Mississippi State	3-0	Starkville, Miss.
5/12/01	Arkansas	7-2	Chattanooga, Tenn.+
4/27/02	Arkansas	1-0	Fayetteville, Ark.
4/27/02	Arkansas	7-6	Fayetteville, Ark.
4/28/02	Arkansas	7-0	Fayetteville, Ark.
5/10/02	Mississippi State	5-1	Chattanooga, Tenn.+
4/18/03	Arkansas	5-1	Starkville, Miss.
4/18/03	Mississippi State	3-2	Starkville, Miss.
4/19/03	Arkansas	4-1	Starkville, Miss.
4/17/04	Mississippi State	2-0	Fayetteville, Ark.
4/17/04	Mississippi State	8-0 (6)	Fayetteville, Ark.
4/18/04	Arkansas	4-2	Fayetteville, Ark.
4/16/05	Mississippi State	5-4	Starkville, Miss.
4/16/05	Mississippi State	1-0	Starkville, Miss.
4/17/05	Mississippi State	2-1	Starkville, Miss.
3/18/06	Mississippi State	5-0	Fayetteville, Ark.
3/18/06	Mississippi State	5-2	Fayetteville, Ark.
3/19/06	Arkansas	4-2	Fayetteville, Ark.
5/4/07	Mississippi State	3-1	Starkville, Miss.
5/4/07	Arkansas	11-8	Starkville, Miss.
5/5/07	Mississippi State	8-0 (5)	Starkville, Miss.
5/3/08	Arkansas	3-1	Fayetteville, Ark.
5/3/08	Mississippi State	9-1 (5)	Fayetteville, Ark.
5/4/08	Arkansas	7-6	Fayetteville, Ark.
3/17/09	Arkansas	8-3 (8)	Starkville, Miss.
3/17/09	Arkansas	5-1	Starkville, Miss.
3/18/09	Arkansas	3-2	Starkville, Miss.
3/27/10	Arkansas	7-2	Fayetteville, Ark.
3/27/10	Arkansas	11-6	Fayetteville, Ark.
3/28/10	Arkansas	18-13	Fayetteville, Ark.
3/18/11	Mississippi State	3-0	Starkville, Miss.
3/19/11	Mississippi State	2-0	Starkville, Miss.
3/20/11	Mississippi State	6-5	Starkville, Miss.
4/6/12	Mississippi State	2-1	Fayetteville, Ark.
4/6/12	Mississippi State	7-2	Fayetteville, Ark.
4/7/12	Arkansas	13-2 (5)	Fayetteville, Ark.
4/25/14	Arkansas	6-4	Starkville, Miss.
4/26/14	Mississippi State	18-7 (5)	Starkville, Miss.
4/27/14	Mississippi State	8-0 (6)	Starkville, Miss.
4/4/15	Mississippi State	3-0	Fayetteville, Ark.
4/5/15	Mississippi State	3-2	Fayetteville, Ark.
4/6/15	Mississippi State	16-4 (6)	Fayetteville, Ark.

+ Southeastern Conference Tournament

#### SERIES NOTES

**Total Runs Scored:** Mississippi State 247, Arkansas 202  
**MSU At Home:** 19-10  
**MSU On The Road:** 13-13  
**MSU At Neutral:** 1-2  
**Longest MSU Win Streak:** 6 (March 28, 1998 - April 3, 1999)  
**Longest MSU Losing Streak:** 7 (May 4, 2008 - March 28, 2010)  
**Last MSU Win:** April 6, 2015 (16-4 [6] in Fayetteville)  
**Last MSU Loss:** April 25, 2014 (4-6 in Starkville)  
**Last MSU Home Win:** April 27, 2014 (8-0 [6])  
**Last MSU Home Loss:** April 25, 2014 (4-6)  
**Last MSU Road Win:** April 6, 2015 (16-4 [6])  
**Last MSU Road Loss:** April 7, 2012 (2-13 [5])  
**Highest Scoring Game:** 31 (L, 13-18, March 28, 2010 in Fayetteville)  
**Largest MSU Margin Of Victory:** 12 (16-4 [6], April 6, 2015 in Fayetteville)  
**Largest MSU Margin Of Defeat:** 11 (2-13 [5], April 7, 2012 in Fayetteville)  
**Most Runs By MSU:** 18 (W, 18-7 [5], April 26, 2014 in Starkville)  
**Most Runs By ARK:** 18 (L, 13-18, March 28, 2010 in Fayetteville)  
**MSU In One-Run Games:** 12-8  
**MSU In Extra-Inning Games:** 3-2  
**MSU Wins Via Run-Rule:** 6  
**Arkansas Wins Via Run-Rule:** 1

### Auburn (30-27)

Date	Winner	Score	Location
5/3/97	Mississippi State	6-3	Starkville, Miss.
5/3/97	Mississippi State	4-0	Starkville, Miss.
5/4/97	Auburn	5-4	Starkville, Miss.
5/4/97	Auburn	4-1	Starkville, Miss.
5/1/98	Auburn	2-0	Auburn, Ala.
5/1/98	Mississippi State	1-0	Auburn, Ala.
5/2/98	Mississippi State	6-2	Auburn, Ala.
5/2/98	Mississippi State	3-2 (10)	Auburn, Ala.
5/7/99	Mississippi State	4-3	Starkville, Miss.
5/7/99	Mississippi State	8-0 (5)	Starkville, Miss.
5/8/99	Mississippi State	8-0 (5)	Starkville, Miss.
5/8/99	Mississippi State	4-3	Starkville, Miss.
4/30/00	Mississippi State	3-2	Auburn, Ala.
4/30/00	Mississippi State	9-4	Auburn, Ala.
5/1/00	Auburn	5-2	Auburn, Ala.
5/1/00	Mississippi State	10-2 (6)	Auburn, Ala.
5/12/00	Mississippi State	9-3	Columbus, Ga.+
4/14/01	Mississippi State	5-4	Starkville, Miss.
4/14/01	Mississippi State	7-2	Starkville, Miss.
4/15/01	Mississippi State	4-3	Starkville, Miss.
4/13/02	Mississippi State	2-1	Auburn, Ala.
4/13/02	Auburn	6-4	Auburn, Ala.
4/14/02	Auburn	3-1	Auburn, Ala.
4/5/03	Auburn	7-3	Starkville, Miss.
4/5/03	Mississippi State	7-1	Starkville, Miss.
4/2/04	Auburn	3-2	Auburn, Ala.
4/3/04	Auburn	7-3	Auburn, Ala.
4/3/04	Mississippi State	3-2	Auburn, Ala.
5/15/04	Auburn	4-3	Tuscaloosa, Ala.+
4/2/05	Auburn	10-2 (5)	Starkville, Miss.
4/2/05	Mississippi State	4-3	Starkville, Miss.
4/3/05	Auburn	6-4	Starkville, Miss.
4/14/06	Auburn	4-1	Auburn, Ala.
4/14/06	Auburn	6-5	Auburn, Ala.
4/15/06	Auburn	5-3	Auburn, Ala.
3/24/07	Mississippi State	3-1	Starkville, Miss.
3/24/07	Mississippi State	4-1	Starkville, Miss.
3/25/07	Auburn	2-1	Starkville, Miss.
3/11/08	Mississippi State	8-3	Auburn, Ala.
3/11/08	Auburn	5-4 (9)	Auburn, Ala.
3/12/08	Auburn	8-0 (5)	Auburn, Ala.
4/22/09	Mississippi State	2-1 (10)	Starkville, Miss.
4/22/09	Auburn	8-3	Starkville, Miss.
4/21/10	Mississippi State	3-2	Auburn, Ala.
4/21/10	Mississippi State	2-1	Auburn, Ala.
4/8/11	Mississippi State	4-3	Starkville, Miss.
4/9/11	Auburn	5-3	Starkville, Miss.
4/10/11	Auburn	5-4 (8)	Starkville, Miss.
5/4/12	Mississippi State	3-1	Auburn, Ala.
5/5/12	Auburn	4-1	Auburn, Ala.
5/6/12	Auburn	2-1	Auburn, Ala.
3/29/13	Auburn	8-3	Starkville, Miss.
3/29/13	Auburn	7-5	Starkville, Miss.
3/30/13	Mississippi State	4-3	Starkville, Miss.
3/21/14	Auburn	11-3 [6]	Auburn, Ala.
3/22/14	Auburn	5-2	Auburn, Ala.
3/23/14	Mississippi State	5-2	Auburn, Ala.

+ Southeastern Conference Tournament

#### SERIES NOTES

**Total Runs Scored:** Mississippi State 213 Auburn 205  
**MSU At Home:** 16-11  
**MSU On The Road:** 13-15  
**MSU At Neutral:** 1-1  
**Longest MSU Win Streak:** 9 (May 1, 1998 - April 30, 2000)  
**Longest MSU Losing Streak:** 4, twice, last May 5, 2012 - March 29, 2013  
**Last MSU Win:** March 23, 2014 (5-2 in Auburn)  
**Last MSU Loss:** March 22, 2014 (5-2 in Auburn)  
**Last MSU Home Win:** March 30, 2013 (4-3)  
**Last MSU Home Loss:** March 29, 2013 (5-7)  
**Last MSU Road Win:** March 23, 2014 (5-2)  
**Last MSU Road Loss:** March 22, 2014 (2-5)  
**Highest Scoring Game:** 14, (L, 3-11 [6], March 21, 2014 in Auburn)  
**Largest MSU Margin Of Victory:** 8, three times, last on May 1, 2000 (10-2 [6] in Auburn)  
**Largest MSU Margin Of Defeat:** 8, three times, last on March 21, 2014 (3-11 [5] in Auburn)  
**Most Runs By MSU:** 10 (W, 10-2, May 1, 2000 in Auburn)  
**Most Runs By AU:** 11 (L, 3-11 [6], March 21, 2014 in Auburn)  
**MSU In One-Run Games:** 15-8  
**MSU In Extra-Inning Games:** 2-2  
**MSU Wins Via Run-Rule:** 3  
**Auburn Wins Via Run-Rule:** 3





## ALL-TIME RESULTS VS. SEC OPPONENTS

## Florida (19-31)

Date	Winner	Score	Location
4/26/97	Florida	3-1	Starkville, Miss.
4/26/97	Mississippi State	6-5	Starkville, Miss.
3/11/98	Mississippi State	3-1	Gainesville, Fla.
3/11/98	Florida	1-0	Gainesville, Fla.
5/9/98	Mississippi State	1-0	Columbus, Ga.+
5/10/98	Mississippi State	1-0	Columbus, Ga.+
4/30/99	Florida	7-4 (9)	Starkville, Miss.
4/30/99	Mississippi State	6-2	Starkville, Miss.
4/28/00	Florida	11-3 (5)	Gainesville, Fla.
4/28/00	Mississippi State	3-1	Gainesville, Fla.
3/14/01	Florida	6-0	Gainesville, Fla.
3/14/01	Florida	5-4	Gainesville, Fla.
3/15/01	Mississippi State	5-1	Gainesville, Fla.
5/10/01	Mississippi State	1-0	Chattanooga, Tenn.+
5/4/02	Mississippi State	4-1	Starkville, Miss.
5/4/02	Mississippi State	6-2	Starkville, Miss.
5/5/02	Mississippi State	8-2	Starkville, Miss.
4/26/03	Mississippi State	11-8	Gainesville, Fla.
4/26/03	Mississippi State	7-3	Gainesville, Fla.
4/27/03	Florida	6-1	Gainesville, Fla.
4/24/04	Mississippi State	7-4	Starkville, Miss.
4/24/04	Mississippi State	9-5	Starkville, Miss.
4/23/05	Florida	4-0	Gainesville, Fla.
4/23/05	Florida	12-4 (5)	Gainesville, Fla.
4/24/05	Mississippi State	3-0	Gainesville, Fla.
4/1/06	Florida	7-1	Starkville, Miss.
4/1/06	Florida	2-0	Starkville, Miss.
4/2/06	Florida	2-1	Starkville, Miss.
4/27/07	Mississippi State	4-3	Gainesville, Fla.
4/27/07	Florida	2-1	Gainesville, Fla.
4/28/07	Florida	3-2 (9)	Gainesville, Fla.
5/10/07	Florida	3-0	Auburn, Ala.+
4/5/08	Florida	5-0	Starkville, Miss.
4/5/08	Florida	7-2	Starkville, Miss.
4/6/08	Florida	5-0	Starkville, Miss.
4/4/09	Florida	11-2 (5)	Gainesville, Fla.
4/4/09	Florida	6-2	Gainesville, Fla.
4/5/09	Florida	3-0	Gainesville, Fla.
5/1/10	Florida	8-0 (5)	Starkville, Miss.
5/1/10	Florida	9-1 (5)	Starkville, Miss.
3/16/11	Florida	8-0 (5)	Gainesville, Fla.
3/16/11	Florida	18-1 (5)	Gainesville, Fla.
3/7/12	Florida	1-0	Starkville, Miss.
3/7/12	Florida	8-5	Starkville, Miss.
4/5/13	Florida	9-1 (6)	Gainesville, Fla.
4/6/13	Florida	4-2	Gainesville, Fla.
4/7/13	Mississippi State	6-5	Gainesville, Fla.
3/27/15	Florida	3-2	Starkville, Miss.
3/28/15	Florida	16-2	Starkville, Miss.
3/29/15	Mississippi State	5-3	Starkville, Miss.

+ Southeastern Conference Tournament

## SERIES NOTES

Total Runs Scored: Florida 241, Mississippi State 138

MSU At Home: 8-14

MSU On The Road: 8-16

MSU At Neutral: 3-1

Longest MSU Win Streak: 7 (March 15, 2001 - April 26, 2003)

Longest MSU Losing Streak: 17 (April 27, 2007 - April 6, 2013)

Last MSU Win: March 29, 2015 (5-3 in Starkville)

Last MSU Loss: March 28, 2015 (2-16 in Starkville)

Last MSU Home Win: March 29, 2015 (5-3)

Last MSU Home Loss: March 28, 2015 (2-16)

Last MSU Road Win: April 7, 2013 (6-5)

Last MSU Road Loss: April 6, 2013 (2-4)

Highest Scoring Game: 19, twice, last on April 26, 2003 (L, 1-18 [5] in Gainesville)

Largest MSU Margin Of Victory: 6 (8-2, May 5, 2002 in Gainesville)

Largest MSU Margin Of Defeat: 17 (1-18 [5], March 16, 2011 in Gainesville)

Most Runs By MSU: 11 (W, 11-8, April 26, 2003 in Gainesville)

Most Runs By UF: 18 (L, 1-18 [5], 18-1, March 16, 2011 in Gainesville)

MSU In One-Run Games: 6-7

MSU In Extra-Inning Games: 0-2

MSU Wins Via Run-Rule: 0

Florida Wins Via Run-Rule: 8

## Georgia (24-29)

Date	Winner	Score	Location
3/26/97	Mississippi State	5-2	Starkville, Miss.
3/26/97	Mississippi State	8-7 (10)	Starkville, Miss.
3/22/98	Mississippi State	7-4 (9)	Athens, Ga.
3/22/98	Georgia	4-2	Athens, Ga.
5/8/98	Mississippi State	3-2	Columbus, Ga.+
3/4/99	Mississippi State	5-1	Tampa, Fla.†
3/27/99	Mississippi State	5-1	Starkville, Miss.
3/27/99	Mississippi State	2-1 (9)	Starkville, Miss.
3/25/00	Mississippi State	8-6	Athens, Ga.
3/25/00	Mississippi State	3-2	Athens, Ga.
3/23/01	Mississippi State	4-2	Starkville, Miss.
3/23/01	Mississippi State	6-5 (10)	Starkville, Miss.
3/24/01	Mississippi State	8-7	Starkville, Miss.
3/23/02	Georgia	3-1	Athens, Ga.
3/23/02	Mississippi State	2-1	Athens, Ga.
3/24/02	Mississippi State	4-3	Athens, Ga.
5/11/02	Georgia	7-1	Chattanooga, Tenn.+
5/11/02	Georgia	8-2	Chattanooga, Tenn.+
3/15/03	Mississippi State	2-0	Starkville, Miss.
3/16/03	Georgia	9-0 (5)	Starkville, Miss.
5/8/03	Georgia	3-0	Plant City, Fla.+
3/13/04	Mississippi State	5-1	Athens, Ga.
3/13/04	Georgia	9-0 (6)	Athens, Ga.
3/14/04	Georgia	6-4	Athens, Ga.
5/14/04	Georgia	11-2 (5)	Tuscaloosa, Ala.+
3/12/05	Georgia	8-0	Starkville, Miss.
3/12/05	Georgia	9-4	Starkville, Miss.
3/13/05	Georgia	7-1	Starkville, Miss.
4/8/06	Georgia	3-0	Athens, Ga.
4/8/06	Georgia	8-0 (6)	Athens, Ga.
4/9/06	Georgia	8-2	Athens, Ga.
4/21/07	Georgia	5-2	Athens, Ga.
4/21/07	Mississippi State	13-9 (8)	Athens, Ga.
4/22/07	Mississippi State	12-5	Athens, Ga.
4/19/08	Mississippi State	10-0 (5)	Starkville, Miss.
4/19/08	Georgia	6-2	Starkville, Miss.
4/20/08	Mississippi State	7-4	Starkville, Miss.
4/15/09	Georgia	10-0 (5)	Athens, Ga.
4/15/09	Mississippi State	3-1 (10)	Athens, Ga.
4/13/10	Georgia	3-0	Starkville, Miss.
4/13/10	Georgia	7-6	Starkville, Miss.
5/6/11	Mississippi State	8-6	Athens, Ga.
5/7/11	Georgia	4-3	Athens, Ga.
5/8/11	Georgia	10-2 (5)	Athens, Ga.
3/9/12	Mississippi State	5-3	Starkville, Miss.
3/10/12	Georgia	2-0	Starkville, Miss.
3/11/12	Georgia	5-0	Starkville, Miss.
3/14/14	Georgia	1-0	Athens, Ga.
3/15/14	Georgia	11-2 [5]	Athens, Ga.
3/15/14	Georgia	9-1 [5]	Athens, Ga.
3/6/15	Georgia	6-1	Starkville, Miss.
3/7/15	Georgia	9-1 [5]	Starkville, Miss.
3/8/15	Mississippi State	8-7 [9]	Starkville, Miss.

+ Southeastern Conference Tournament

\$ USF Speedline Invitational

## SERIES NOTES

Total Runs Scored: Georgia 264, Mississippi State 182

MSU At Home: 12-12

MSU On The Road: 10-14

MSU At Neutral: 2-3

Longest MSU Win Streak: 9 (May 8, 1998 - March 24, 2001)

Longest MSU Losing Streak: 10 (March 13, 2004 - April 21, 2007)

Last MSU Win: March 8, 2015 (8-7 [9] in Starkville)

Last MSU Loss: March 7, 2015 (1-9 [5] in Starkville)

Last MSU Home Win: March 8, 2015 (8-7 [9])

Last MSU Home Loss: March 7, 2015 (1-9 [5])

Last MSU Road Win: May 6, 2011 (8-6)

Last MSU Road Loss: March 15, 2014 (1-9 [5])

Highest Scoring Game: 22, (W, 13-9 [8], April 21, 2007)

Largest MSU Margin Of Victory: 10 (10-0 [5], April 19, 2008 in Starkville)

Largest MSU Margin Of Defeat: 10 (0-10 [5], April 15, 2009 in Athens)

Most Runs By MSU: 13, (W, 13-9 [8], April 21, 2007 [8] in Athens)

Most Runs By UGA: 11, twice, last on March 15, 2014 (L, 2-11 [5] in Athens)

MSU In One-Run Games: 9-3

MSU In Extra-Inning Games: 7-0

MSU Wins Via Run-Rule: 1

Georgia Wins Via Run-Rule: 9

## Kentucky (28-22)

Date	Winner	Score	Location
4/11/97	Mississippi State	6-1 (8)	Lexington, Ky.
4/11/97	Mississippi State	12-7 (11)	Lexington, Ky.
4/10/98	Kentucky	1-0	Starkville, Miss.
4/10/98	Kentucky	1-0	Starkville, Miss.
3/12/99	Kentucky	3-1	Chattanooga, Tenn.†
4/17/99	Kentucky	5-4	Lexington, Ky.
4/17/99	Mississippi State	12-0	Lexington, Ky.
4/15/00	Mississippi State	6-2	Starkville, Miss.
4/15/00	Mississippi State	7-3	Starkville, Miss.
4/7/01	Kentucky	8-1	Starkville, Miss.
4/7/01	Mississippi State	3-2	Starkville, Miss.
4/8/01	Mississippi State	7-3	Starkville, Miss.
4/6/02	Kentucky	6-4	Lexington, Ky.
4/6/02	Kentucky	10-3	Lexington, Ky.
4/7/02	Mississippi State	3-2	Lexington, Ky.
3/29/03	Mississippi State	7-6	Starkville, Miss.
3/29/03	Mississippi State	7-0	Starkville, Miss.
3/30/03	Mississippi State	6-3	Starkville, Miss.
3/27/04	Mississippi State	8-2	Lexington, Ky.
3/27/04	Kentucky	4-3	Lexington, Ky.
3/28/04	Mississippi State	6-2	Lexington, Ky.
3/25/05	Mississippi State	3-2	Starkville, Miss.
3/25/05	Mississippi State	5-0	Starkville, Miss.
3/26/05	Mississippi State	3-2	Starkville, Miss.
5/6/06	Mississippi State	6-4	Lexington, Ky.
5/6/06	Mississippi State	2-0	Lexington, Ky.
5/7/06	Mississippi State	3-2 (8)	Lexington, Ky.
3/13/07	Mississippi State	7-0	Lexington, Ky.
3/13/07	Mississippi State	9-7	Lexington, Ky.
4/3/08	Mississippi State	1-0	Starkville, Miss.
4/3/08	Mississippi State	8-0 (5)	Starkville, Miss.
4/24/09	Kentucky	10-3	Lexington, Ky.
4/24/09	Kentucky	4-1	Lexington, Ky.
4/25/09	Kentucky	8-7	Lexington, Ky.
4/2/10	Kentucky	5-4	Starkville, Miss.
4/2/10	Kentucky	2-0	Starkville, Miss.
4/3/10	Mississippi State	1-0	Starkville, Miss.
3/25/11	Kentucky	12-6	Lexington, Ky.
3/26/11	Kentucky	8-0 (5)	Lexington, Ky.
3/27/11	Kentucky	5-0	Lexington, Ky.
4/20/12	Mississippi State	4-3	Starkville, Miss.
4/21/12	Mississippi State	2-1 (8)	Starkville, Miss.
4/22/12	Mississippi State	3-2	Starkville, Miss.
3/22/13	Kentucky	5-4 (10)	Lexington, Ky.
3/23/13	Kentucky	3-2	Lexington, Ky.
3/13/13	Kentucky	7-0	Lexington, Ky.
3/7/14	Kentucky	4-0	Starkville, Miss.
3/8/14	Mississippi State	2-1	Starkville, Miss.
3/9/14	Kentucky	5-0	Starkville, Miss.
5/7/14	Kentucky	4-3 [9]	Columbia, S.C.+

\$ UTC Frost Cutlery Tournament

+ Southeastern Conference Tournament

## SERIES NOTES

Total Runs Scored: Mississippi State 195, Kentucky 177

MSU At Home: 17-7

MSU On The Road: 11-13

MSU At Neutral: 0-2

Longest MSU Win Streak: 11 (March 28, 2004 - April 3, 2008)

Longest MSU Losing Streak: 5 (April 24, 2009 - April 2, 2010)

Last MSU Win: March 8, 2014 (2-1 in Starkville)

Last MSU Loss: May 7, 2014 (3-4 [9] in Columbia)

Last MSU Home Win: March 8, 2014 (2-1)

Last MSU Home Loss: March 9, 2014 (0-5)

Last MSU Road Win: March 13, 2007 (9-7)

Last MSU Road Loss: March 13, 2013 (0-7)

Highest Scoring Game: 19 (W, 12-7 [11], April 11, 1997 in Starkville)

Largest MSU Margin Of Victory: 12 (12-0, April 17, 1999 in Lexington)

Largest MSU Margin Of Defeat: 8 (0-8 [5], March 26, 2011 in Lexington)

Most Runs By MSU: 12, twice, last on April 17, 1999 (W, 12-0 in Lexington)

Most Runs By UK: 12 (L, 6-12, March 25, 2011 in Lexington)

MSU In One-Run Games: 11-9

MSU In Extra-Inning Games: 5-2

MSU Wins Via Run-Rule: 1

Kentucky Wins Via Run-Rule: 1



# MISSISSIPPI STATE SOFTBALL



## ALL-TIME RESULTS VS. SEC OPPONENTS

### LSU (8-53)

Date	Winner	Score	Location
3/10/82	LSU	14-0	Baton Rouge, La.
3/10/82	LSU	8-7	Baton Rouge, La.
4/20/82	LSU	3-2	Starkville, Miss.
4/20/82	LSU	4-1	Starkville, Miss.
4/4/97	LSU	2-0	Baton Rouge, La.
4/4/97	LSU	9-1 (6)	Baton Rouge, La.
4/3/98	Mississippi State	3-2	Starkville, Miss.
4/3/98	LSU	2-1	Starkville, Miss.
4/4/98	LSU	7-3	Starkville, Miss.
4/4/98	LSU	4-3	Starkville, Miss.
4/9/99	LSU	1-0	Baton Rouge, La.
4/9/99	LSU	5-1	Baton Rouge, La.
4/10/99	LSU	5-2	Baton Rouge, La.
4/10/99	LSU	5-4	Baton Rouge, La.
5/16/99	LSU	2-0 (9)	Columbus, Ga.+
4/7/00	LSU	8-0 (5)	Starkville, Miss.
4/7/00	LSU	8-4 (10)	Starkville, Miss.
4/8/00	LSU	9-4	Starkville, Miss.
4/8/00	LSU	7-1	Starkville, Miss.
4/11/01	LSU	8-0	Starkville, Miss.
4/11/01	LSU	5-0	Starkville, Miss.
4/12/01	LSU	2-1	Starkville, Miss.
5/11/01	LSU	2-1	Chattanooga, Tenn.+
3/19/02	LSU	9-3	Baton Rouge, La.
3/19/02	Mississippi State	8-7 (11)	Baton Rouge, La.
3/20/02	LSU	4-0	Baton Rouge, La.
3/26/03	LSU	4-3	Starkville, Miss.
3/26/03	LSU	15-13 (8)	Starkville, Miss.
3/27/03	Mississippi State	6-2	Starkville, Miss.
3/3/04	LSU	6-2	Baton Rouge, La.
3/3/04	LSU	6-0	Baton Rouge, La.
3/4/04	LSU	5-4	Baton Rouge, La.
3/30/05	Mississippi State	13-11	Starkville, Miss.
3/30/05	Mississippi State	4-1	Starkville, Miss.
3/31/05	LSU	15-9	Starkville, Miss.
4/19/06	LSU	5-0	Baton Rouge, La.
4/19/06	LSU	4-0	Baton Rouge, La.
4/20/06	LSU	7-1	Baton Rouge, La.
4/14/07	LSU	4-1 (9)	Starkville, Miss.
4/14/07	LSU	4-3 (9)	Starkville, Miss.
3/26/08	LSU	5-2	Baton Rouge, La.
3/26/08	LSU	2-1	Baton Rouge, La.
3/21/09	LSU	5-4	Starkville, Miss.
3/21/09	LSU	4-1	Starkville, Miss.
3/22/09	LSU	7-5	Starkville, Miss.
4/10/10	LSU	2-1	Baton Rouge, La.
4/10/10	LSU	8-3	Baton Rouge, La.
4/11/10	LSU	6-1	Baton Rouge, La.
4/29/11	LSU	4-2	Starkville, Miss.
4/30/11	LSU	7-6	Starkville, Miss.
5/1/11	LSU	3-1	Starkville, Miss.
3/16/12	LSU	10-7	Baton Rouge, La.
3/17/12	LSU	3-1	Baton Rouge, La.
3/18/12	LSU	4-0	Baton Rouge, La.
3/8/13	LSU	1-0 (14)	Starkville, Miss.
3/9/13	Mississippi State	2-1	Starkville, Miss.
3/10/13	LSU	9-2	Starkville, Miss.
5/2/14	LSU	6-5	Baton Rouge, La.
5/3/14	LSU	8-0 [6]	Baton Rouge, La.
5/4/14	Mississippi State	5-4	Baton Rouge, La.
4/8/15	Mississippi State	9-4	Starkville, Miss.

+ Southeastern Conference Tournament

#### SERIES NOTES

**Total Runs Scored:** LSU 334, Mississippi State 167  
**MSU At Home:** 6-25  
**MSU On The Road:** 2-26  
**MSU At Neutral:** 0-2  
**Longest MSU Win Streak:** 2, twice  
**Longest MSU Losing Streak:** 21 (March 31, 2005 - March 8, 2013)  
**Last MSU Win:** April 8, 2015 (9-4 in Starkville)  
**Last MSU Loss:** May 3, 2014 (0-8 [6] in Baton Rouge)  
**Last MSU Home Win:** April 8, 2015 (9-4)  
**Last MSU Home Loss:** March 10, 2013 (2-9)  
**Last MSU Road Win:** May 4, 2014 (5-4)  
**Last MSU Road Loss:** May 3, 2014 (0-8 [6])  
**Highest Scoring Game:** 28 (L, 15-13 [8], March 26, 2003 in Starkville)  
**Largest MSU Margin Of Victory:** 5 9-4, April 8, 20015 in Starkville)  
**Largest MSU Margin Of Defeat:** 14 (0-14, March 10, 1982 in Baton Rouge)  
**Most Runs By MSU:** 13, twice, last on March 30, 2005 (W, 13-11 in Starkville)  
**Most Runs By LSU:** 15, twice, last on March 31, 2005 (L, 9-15, in Baton Rouge)  
**MSU In One-Run Games:** 4-17  
**MSU In Extra-Inning Games:** 1-6  
**MSU Wins Via Run-Rule:** 0  
**LSU Wins Via Run-Rule:** 3

### Ole Miss (38-22)

Date	Winner	Score	Location
3/6/97	Ole Miss	3-2	Starkville, Miss.
3/6/97	Mississippi State	2-1 (8)	Starkville, Miss.
4/30/97	Ole Miss	1-0 (9)	Oxford, Miss.
4/30/97	Ole Miss	4-1	Oxford, Miss.
4/1/98	Mississippi State	7-0	Oxford, Miss.
4/1/98	Mississippi State	5-3	Oxford, Miss.
4/25/98	Mississippi State	11-0 (5)	Starkville, Miss.
4/25/98	Mississippi State	4-3	Starkville, Miss.
3/19/99	Ole Miss	5-4 (11)	Oxford, Miss.
3/19/99	Ole Miss	4-1	Oxford, Miss.
3/20/99	Mississippi State	8-0 (5)	Oxford, Miss.
3/20/99	Ole Miss	8-0 (6)	Oxford, Miss.
3/17/00	Mississippi State	4-3	Starkville, Miss.
3/17/00	Mississippi State	7-4	Starkville, Miss.
3/18/00	Mississippi State	3-1	Starkville, Miss.
3/18/00	Ole Miss	6-0	Starkville, Miss.
3/27/01	Mississippi State	2-1	Oxford, Miss.
3/27/01	Mississippi State	7-5 (11)	Oxford, Miss.
3/28/01	Mississippi State	12-0 (5)	Oxford, Miss.
4/10/02	Mississippi State	1-0	Starkville, Miss.
4/10/02	Mississippi State	8-1	Starkville, Miss.
4/11/02	Mississippi State	1-0	Starkville, Miss.
4/9/03	Mississippi State	14-0 (5)	Oxford, Miss.
4/10/03	Ole Miss	6-5	Oxford, Miss.
4/10/03	Ole Miss	10-8 (8)	Oxford, Miss.
4/20/04	Mississippi State	8-0 (5)	Starkville, Miss.
4/20/04	Mississippi State	2-1	Starkville, Miss.
4/21/04	Mississippi State	7-2	Starkville, Miss.
4/13/05	Ole Miss	2-0	Starkville, Miss.
4/19/05	Mississippi State	4-0	Oxford, Miss.
4/26/05	Ole Miss	4-0	Ridgeland, Miss.\$
4/5/06	Ole Miss	2-1	Ridgeland, Miss.\$
4/11/06	Ole Miss	6-5	Oxford, Miss.
4/26/06	Ole Miss	1-0	Starkville, Miss.
3/27/07	Mississippi State	5-2	Madison, Miss.\$
4/6/07	Ole Miss	3-2	Starkville, Miss.
4/7/07	Mississippi State	7-4	Starkville, Miss.
4/7/07	Mississippi State	8-0 (6)	Starkville, Miss.
3/21/08	Mississippi State	5-3	Oxford, Miss.
3/21/08	Mississippi State	3-2	Oxford, Miss.
3/22/08	Mississippi State	8-3	Oxford, Miss.
4/8/08	Ole Miss	2-1	Ridgeland, Miss.\$
4/1/09	Ole Miss	8-3	Madison, Miss.\$
5/2/09	Mississippi State	6-2	Starkville, Miss.
5/2/09	Mississippi State	8-0 (5)	Starkville, Miss.
3/20/10	Ole Miss	6-4	Oxford, Miss.
3/20/10	Ole Miss	9-2	Oxford, Miss.
3/21/10	Mississippi State	11-5	Oxford, Miss.
4/1/11	Ole Miss	6-0	Starkville, Miss.
4/2/11	Mississippi State	3-0	Starkville, Miss.
4/3/11	Mississippi State	9-3	Starkville, Miss.
4/13/12	Mississippi State	5-3	Oxford, Miss.
4/14/12	Mississippi State	2-1	Oxford, Miss.
4/15/12	Mississippi State	10-3	Oxford, Miss.
4/12/13	Mississippi State	6-5	Starkville, Miss.
4/13/13	Mississippi State	5-1	Starkville, Miss.
4/14/13	Mississippi State	8-0 (6)	Starkville, Miss.
3/20/15	Mississippi State	8-6	Oxford, Miss.
3/21/15	Ole Miss	8-7 (9)	Oxford, Miss.
3/21/15	Ole Miss	14-8	Oxford, Miss.

\$ M&F Bank Fastpitch Classic

#### SERIES NOTES

**Total Runs Scored:** Mississippi State 286, Ole Miss 191  
**MSU At Home:** 21-6  
**MSU On The Road:** 16-12  
**MSU At Neutral:** 1-4  
**Longest MSU Win Streak:** 9 (April 2, 2011 - March 20, 2015)  
**Longest MSU Losing Streak:** 4 (April 26, 2005 - April 26, 2006)  
**Last MSU Win:** March 20, 2015 (8-6 in Oxford)  
**Last MSU Loss:** March 21, 2015 (8-14 in Oxford)  
**Last MSU Home Win:** April 14, 2013 (6-5)  
**Last MSU Home Loss:** April 1, 2011 (0-6)  
**Last MSU Road Win:** March 20, 2015 (8-6)  
**Last MSU Road Loss:** March 21, 2015 (8-14)  
**Highest Scoring Game:** 22 (L, 14-8, March 21 2015 in Oxford)  
**Largest MSU Margin Of Victory:** 14 (14-0 [5], April 9, 2003 in Oxford)  
**Largest MSU Margin Of Defeat:** 8 (0-8 [6], March 20, 1999 in Oxford)  
**Most Runs By MSU:** 14 (W, 14-0, April 9, 2003 in Oxford)  
**Most Runs By UM:** 14 (L, 8-14, March 21, 2015 in Oxford)  
**MSU In One-Run Games:** 11-10  
**MSU In Extra-Inning Games:** 2-4  
**MSU Wins Via Run-Rule:** 8  
**Ole Miss Wins Via Run-Rule:** 1

### Missouri (2-7)

Date	Winner	Score	Location
3/15/97	Missouri	4-3 (8)	San Jose, Calif.^
2/21/98	Missouri	7-4 (10)	Starkville, Miss.%
4/4/14	Missouri	6-0	Starkville, Miss.
4/5/14	Mississippi State	9-3	Starkville, Miss.
4/5/14	Missouri	8-1	Starkville, Miss.
4/10/15	Missouri	3-2	Columbia, Mo.
4/11/15	Mississippi State	8-4	Columbia, Mo.
4/12/15	Missouri	10-2 (5)	Columbia, Mo.
5/6/15	Missouri	9-0 (6)	Baton Rouge, La.+

^ NIST Tournament

% MSU Bulldog Classic

+ Southeastern Conference Tournament

#### SERIES NOTES

**Total Runs Scored:** Missouri 54, Mississippi State 29  
**MSU At Home:** 1-3  
**MSU On The Road:** 1-2  
**MSU At Neutral:** 0-2  
**Longest MSU Win Streak:** 1, twice  
**Longest MSU Losing Streak:** 3 (March 15, 1997 - April 4, 2014)  
**Last MSU Win:** April 11, 2015 (8-4 in Columbia)  
**Last MSU Loss:** May 6, 2015 (0-9 [6] in Baton Rouge)  
**Last MSU Home Win:** April 5, 2014 (9-3)  
**Last MSU Home Loss:** April 5, 2014 (1-8)  
**Last MSU Road Win:** April 11, 2015 (8-4)  
**Last MSU Road Loss:** April 12, 2015 (2-10 [5])  
**Highest Scoring Game:** 12, three times, last on April 12, 2015 (L, 2-10 [5] in Columbia)  
**Largest MSU Margin Of Victory:** 6 (W, 9-3, April 5, 2014 in Starkville)  
**Largest MSU Margin Of Defeat:** 9 (0-9 [6], May 6, 2015 in Baton Rouge)  
**Most Runs By MSU:** 9 (W, 9-3, April 5, 2014 in Starkville)  
**Most Runs By Missouri:** 10 (L, 2-10 [5], April 12, 2015 in Columbia)  
**MSU In One-Run Games:** 0-2  
**MSU In Extra-Inning Games:** 0-2  
**MSU Wins Via Run-Rule:** 0  
**Missouri Wins Via Run-Rule:** 2



# MISSISSIPPI STATE SOFTBALL



## ALL-TIME RESULTS VS. SEC OPPONENTS

### South Carolina (28-27)

Date	Winner	Score	Location
4/28/85	South Carolina	7-3 (9)	Cookeville, Tenn.
4/28/85	Mississippi State	5-4 (9)	Cookeville, Tenn.
3/22/97	South Carolina	4-0 (8)	Starkville, Miss.
3/22/97	South Carolina	5-3	Starkville, Miss.
5/8/98	South Carolina	2-0	Columbus, Ga.+
5/9/98	Mississippi State	3-0	Columbus, Ga.+
3/26/99	South Carolina	1-0	Starkville, Miss.
3/26/99	Mississippi State	5-2	Starkville, Miss.
5/15/99	Mississippi State	2-1	Columbus, Ga.+
3/12/00	South Carolina	2-1 (8)	Tampa, Fla.\$
3/24/00	South Carolina	2-1 (9)	Columbia, S.C.
3/24/00	Mississippi State	6-2	Columbia, S.C.
3/17/01	South Carolina	7-1	Columbia, S.C.
3/17/01	Mississippi State	1-0	Columbia, S.C.
3/18/01	South Carolina	2-0	Columbia, S.C.
3/16/02	South Carolina	4-2	Starkville, Miss.
3/16/02	South Carolina	5-2	Starkville, Miss.
3/17/02	Mississippi State	11-10 (9)	Starkville, Miss.
5/9/02	South Carolina	11-5	Chattanooga, Tenn.+
3/8/03	Mississippi State	6-2	Columbia, S.C.
3/8/03	South Carolina	11-3 (6)	Columbia, S.C.
3/9/03	South Carolina	5-2	Columbia, S.C.
5/9/03	South Carolina	2-1	Plant City, Fla.+
3/6/04	South Carolina	2-1	Starkville, Miss.
3/6/04	Mississippi State	8-0 (5)	Starkville, Miss.
3/7/04	South Carolina	7-4	Starkville, Miss.
5/7/05	South Carolina	3-2	Columbia, S.C.
5/7/05	South Carolina	7-5	Columbia, S.C.
5/8/05	Mississippi State	3-2 (8)	Columbia, S.C.
5/13/05	Mississippi State	4-1	Gainesville, Fla.+
3/25/06	Mississippi State	4-3 (10)	Starkville, Miss.
3/25/06	Mississippi State	2-1	Starkville, Miss.
3/26/06	South Carolina	6-2	Starkville, Miss.
3/31/07	Mississippi State	2-1	Starkville, Miss.
3/31/07	Mississippi State	4-3	Starkville, Miss.
4/1/07	Mississippi State	8-7 (8)	Starkville, Miss.
4/12/08	Mississippi State	1-0	Columbia, S.C.
4/12/08	Mississippi State	3-1	Columbia, S.C.
4/13/08	Mississippi State	9-1 (6)	Columbia, S.C.
4/18/09	Mississippi State	4-2	Starkville, Miss.
4/18/09	South Carolina	2-0	Starkville, Miss.
4/19/09	Mississippi State	10-2 (6)	Starkville, Miss.
4/17/10	Mississippi State	2-1	Columbia, S.C.
4/17/10	South Carolina	8-4	Columbia, S.C.
4/18/10	Mississippi State	3-1	Columbia, S.C.
3/9/11	Mississippi State	2-1	Starkville, Miss.
3/9/11	Mississippi State	11-5	Starkville, Miss.
3/13/12	Mississippi State	10-6	Columbia, S.C.
3/13/12	Mississippi State	9-0 (5)	Columbia, S.C.
4/26/13	South Carolina	8-3	Starkville, Miss.
4/27/13	South Carolina	3-0	Starkville, Miss.
4/28/13	South Carolina	5-4	Starkville, Miss.
5/1/15	South Carolina	6-3	Columbia, S.C.
5/2/15	Mississippi State	9-6	Columbia, S.C.
5/3/15	South Carolina	9-1 (6)	Columbia, S.C.

+ Southeastern Conference Tournament  
\$ USF Speedline Invitational

#### SERIES NOTES

**Total Runs Scored:** South Carolina 201, Mississippi State 200  
**MSU At Home:** 12-12  
**MSU On The Road:** 12-10  
**MSU At Neutral:** 4-5  
**Longest MSU Win Streak:** 7 (March 31, 2007 - April 18, 2009)  
**Longest MSU Losing Streak:** 4, twice  
**Last MSU Win:** May 2, 2015 (9-6 in Columbia)  
**Last MSU Loss:** May 3, 2015 (1-9 [6] in Columbia)  
**Last MSU Home Win:** March 9, 2011 (11-5)  
**Last MSU Home Loss:** April 28, 2013 (4-5)  
**Last MSU Road Win:** May 2, 2015 (9-6)  
**Last MSU Road Loss:** May 3, 2015 (1-9 [6])  
**Highest Scoring Game:** 21 (W, 11-10 [9], March 17, 2002 in Starkville)  
**Largest Margin Of Victory:** 9 (9-0 [5], March 13, 2012 in Columbia)  
**Largest Margin Of Defeat:** 8, twice, last on May 3, 2015 (L, 1-9 [6] in Columbia)  
**Most Runs By MSU:** 11, twice, last on March 9, 2011 (W, 11-5 in Starkville)  
**Most Runs By USC:** 11, twice, last on March 8, 2003 (L, 3-11 [6] in Columbia)  
**MSU In One-Run Games:** 13-7  
**MSU In Extra-Inning Games:** 5-4  
**MSU Wins Via Run-Rule:** 4  
**South Carolina Wins Via Run-Rule:** 2

### Tennessee (17-34)

Date	Winner	Score	Location
4/13/97	Mississippi State	5-4 (8)	Knoxville, Tenn.
4/13/97	Tennessee	11-0 (5)	Knoxville, Tenn.
4/11/98	Mississippi State	3-0	Starkville, Miss.
4/11/98	Tennessee	3-2	Starkville, Miss.
4/18/99	Tennessee	9-1 (6)	Knoxville, Tenn.
4/18/99	Tennessee	11-7	Knoxville, Tenn.
5/14/99	Tennessee	4-2	Columbia, Ga.+
4/14/00	Mississippi State	6-1	Starkville, Miss.
4/14/00	Mississippi State	3-1	Starkville, Miss.
3/31/01	Mississippi State	13-4	Knoxville, Tenn.
3/31/01	Mississippi State	3-1	Knoxville, Tenn.
4/1/01	Mississippi State	7-1	Knoxville, Tenn.
3/29/02	Tennessee	2-0	Starkville, Miss.
3/29/02	Mississippi State	8-1	Starkville, Miss.
3/22/03	Tennessee	8-0 (5)	Knoxville, Tenn.
3/22/03	Mississippi State	11-7	Knoxville, Tenn.
3/23/03	Tennessee	16-2 (5)	Knoxville, Tenn.
3/20/04	Tennessee	10-1	Starkville, Miss.
3/20/04	Tennessee	6-3	Starkville, Miss.
3/21/04	Tennessee	5-3 (8)	Starkville, Miss.
5/13/04	Mississippi State	8-2	Tuscaloosa, Ala.+
3/19/05	Tennessee	1-0	Knoxville, Tenn.
3/19/05	Tennessee	8-4	Knoxville, Tenn.
3/20/05	Tennessee	3-1	Knoxville, Tenn.
5/14/05	Tennessee	3-0	Gainesville, Fla.+
4/22/06	Tennessee	2-1	Starkville, Miss.
4/22/06	Tennessee	3-1	Starkville, Miss.
4/23/06	Tennessee	10-0 (5)	Starkville, Miss.
3/17/07	Tennessee	3-0	Knoxville, Tenn.
3/17/07	Tennessee	2-1 (8)	Knoxville, Tenn.
3/18/07	Tennessee	5-1	Knoxville, Tenn.
4/26/08	Mississippi State	2-1	Starkville, Miss.
4/26/08	Tennessee	8-6	Starkville, Miss.
3/28/09	Mississippi State	5-4	Knoxville, Tenn.
3/28/09	Tennessee	8-0 (5)	Knoxville, Tenn.
3/29/09	Mississippi State	10-6	Knoxville, Tenn.
3/9/10	Tennessee	8-4	Starkville, Miss.
3/9/10	Mississippi State	5-4	Starkville, Miss.
3/10/10	Tennessee	10-4	Starkville, Miss.
4/21/11	Tennessee	2-0	Knoxville, Tenn.
4/22/11	Tennessee	8-0 (6)	Knoxville, Tenn.
4/23/11	Mississippi State	3-2	Knoxville, Tenn.
3/23/12	Tennessee	8-0 (5)	Starkville, Miss.
3/24/12	Tennessee	10-3	Starkville, Miss.
3/25/12	Tennessee	8-0 (5)	Starkville, Miss.
4/18/14	Mississippi State	2-0	Knoxville, Tenn.
4/19/14	Tennessee	11-5	Knoxville, Tenn.
4/20/14	Mississippi State	11-7	Knoxville, Tenn.
4/17/15	Tennessee	4-3	Starkville, Miss.
4/18/15	Tennessee	5-3	Starkville, Miss.
4/19/15	Tennessee	16-8 (6)	Starkville, Miss.

+ Southeastern Conference Tournament

#### SERIES NOTES

**Total Runs Scored:** Tennessee 277, Mississippi State 171  
**MSU At Home:** 6-17  
**MSU On The Road:** 10-15  
**MSU At Neutral:** 1-2  
**Longest MSU Win Streak:** 5 (April 14, 2000 - April 1, 2001)  
**Longest MSU Losing Streak:** 10 (March 19, 2005 - March 18, 2007)  
**Last MSU Win:** April 20, 2014 (11-7 in Knoxville)  
**Last MSU Loss:** April 19, 2015 (8-16 [6] in Starkville)  
**Last MSU Home Win:** March 9, 2010 (5-4)  
**Last MSU Home Loss:** March 25, 2012 (0-8 [5])  
**Last MSU Road Win:** April 20, 2014 (11-7)  
**Last MSU Road Loss:** April 19, 2015 (8-16 [6])  
**Highest Scoring Game:** 24 (L, 16-8 [6] in Starkville)  
**Largest MSU Margin Of Victory:** 9 (13-4, March 31, 2001 in Knoxville)  
**Largest MSU Margin Of Defeat:** 14 (2-16 [5], March 23, 2003 in Knoxville)  
**Most Runs By MSU:** 13 (W, 13-4, March 31, 2001 in Knoxville)  
**Most Runs By UT:** 16, twice, last on April 19, 2015 (L, 8-16 [6] in Starkville)  
**MSU In One-Run Games:** 5-5  
**MSU In Extra-Inning Games:** 1-2  
**MSU Wins Via Run-Rule:** 0  
**Tennessee Wins Via Run-Rule:** 10

### Texas A&M (6-6)

Date	Winner	Score	Location
2/28/86	Texas A&M	6-0	Thibodaux, La.!
2/11/00	Mississippi State	3-2	Phoenix, Ariz.!
2/9/03	Mississippi State	5-2	Phoenix, Ariz.!
2/19/10	Texas A&M	9-0 (5)	College Station, Texas\$
2/20/10	Texas A&M	13-4 (5)	College Station, Texas\$
3/6/11	Mississippi State	7-3	Starkville, Miss.*
5/3/13	Texas A&M	5-2	College Station, Texas
5/4/13	Mississippi State	6-2	College Station, Texas
5/5/13	Texas A&M	4-2	College Station, Texas
3/13/15	Mississippi State	7-0	Starkville, Miss.
3/14/15	Texas A&M	10-8	Starkville, Miss.
3/15/15	Mississippi State	7-5	Starkville, Miss.

! Budweiser Bayou Classic  
 ^ Fiesta Bowl Tournament  
 \$ Aggie Classic  
 \* MSU Bulldog Classic

#### SERIES NOTES

**Total Runs Scored:** Texas A&M 61, Mississippi State 51  
**MSU At Home:** 3-1  
**MSU On The Road:** 1-4  
**MSU At Neutral:** 2-1  
**Longest MSU Win Streak:** 2 (Feb. 11, 2000 - Feb. 9, 2003)  
**Longest MSU Losing Streak:** 2 (Feb. 19, 2010 - Feb. 20, 2010)  
**Last MSU Win:** March 15, 2015 (7-5 in Starkville)  
**Last MSU Loss:** March 14, 2015 (8-10 in Starkville)  
**Last MSU Home Win:** March 15, 2015 (7-5)  
**Last MSU Home Loss:** March 14, 2015 (8-10)  
**Last MSU Road Win:** May 4, 2013 (6-2)  
**Last MSU Road Loss:** May 5, 2013 (2-4)  
**Highest Scoring Game:** 18 (L, 8-10, March 14, 2015 in Starkville)  
**Largest MSU Margin Of Victory:** 7 (7-0, March 13, 2015 in Starkville)  
**Largest MSU Margin Of Defeat:** 9, twice, last on Feb. 20, 2010 (4-13 [5] in College Station)  
**Most Runs By MSU:** 8 (L, 8-10, March 14, 2015 in Starkville)  
**Most Runs By TAMU:** 13 (L, 4-13 [5], Feb. 20, 2010 in College Station)  
**MSU In One-Run Games:** 1-0  
**MSU In Extra-Inning Games:** N/A  
**MSU Wins Via Run-Rule:** 0  
**Texas A&M Wins Via Run-Rule:** 2





# MISSISSIPPI STATE SOFTBALL



\*Southeastern Conference game; rankings are coaches poll at time of contest; all games seven innings unless noted

## YEAR-BY-YEAR RESULTS

### 1982

**Overall Record: 2-18**

**Home: 2-4 • Away: 0-2 • Neutral: 0-12**

3/10	at LSU	L, 0-14
3/10	at LSU	L, 7-8
3/11	! Stephen F. Austin	L, 0-10
3/12	! Kent State	L, 3-10
3/12	! Kent State	L, 8-9
3/19	LOUISIANA-LAFAYETTE	W, 13-3
3/19	LOUISIANA-LAFAYETTE	L, 9-15
3/20	CARTHAGE COLLEGE	W, 6-1
3/20	CARTHAGE COLLEGE	L, 13-16
3/25	# Oklahoma State	L, 0-2
3/25	# Utah	L, 0-9
3/26	# Iowa State	L, 1-12
3/26	# Nebraska-Omaha	L, 0-8
3/27	# Idaho State	L, 0-8
4/2	\$ NE Missouri State	L, 2-3
4/2	\$ Oklahoma State	L, 1-9
4/3	\$ Kansas	L, 1-9
4/3	\$ Iowa	L, 1-6
4/20	LSU	L, 2-3
4/20	LSU	L, 1-4

! LSU Tournament (Baton Rouge, La.); # Oklahoma Invitational (Bartlesville, Okla.); \$ Southwest Missouri State Invitational (Springfield, Mo.).

### 1983

**Overall Record: 6-13**

**Home: 3-5 • Away: 2-2 • Neutral: 1-6**

2/26	at Louisiana-Lafayette	L, 1-2
2/26	at Louisiana-Lafayette	L, 1-6
3/13	LOUISIANA-MONROE	L, 0-3
3/13	LOUISIANA-MONROE	W, 4-3
3/15	! Eastern Connecticut	L, 1-2
3/15	! Fairleigh Dickinson	W, 21-6
3/16	! Trenton	L, 0-5
3/16	! Rhode Island	L, 5-9
3/22	SOUTHERN MISS	W, 3-0
3/22	SOUTHERN MISS	W, 4-3
4/9	NICHOLLS STATE	L, 2-4
4/9	NICHOLLS STATE	L, 2-4
4/12	at Southern Miss	W, 3-0
4/12	at Southern Miss	W, 5-4
4/15	# Illinois State	L, 0-2
4/15	# Texas-Arlington	L, 2-7
4/16	# Oklahoma	L, 0-4
4/23	LOUISIANA TECH	L, 0-4
4/23	LOUISIANA TECH	L, 0-9

! South Carolina State Invitational (Columbia, S.C.); # Louisiana Tech Invitational (Ruston, La.)

### 1984

**Overall Record: 11-20**

**Home: 5-11 • Away: 4-6 • Neutral: 2-3**

3/3	at Northwestern State	W, 2-1
3/3	at Northwestern State	L, 3-7
3/7	FLORIDA A&M	W, 11-0
3/7	FLORIDA A&M	W, 11-8
3/8	FLORIDA STATE	L, 0-1 (9)
3/8	FLORIDA STATE	L, 2-6
3/10	LOUISIANA TECH	L, 0-4
3/10	LOUISIANA TECH	L, 1-9
3/16	! at Florida State	L, 0-5
3/16	! George Mason	L, 8-13
3/17	! Florida A&M	W, 5-2
3/19	WESTERN ILLINOIS	L, 7-8 (8)
3/19	WESTERN ILLINOIS	L, 0-1 (10)
3/22	MICHIGAN STATE	L, 3-11
3/22	MICHIGAN STATE	L, 1-6

3/23	LUTHER COLLEGE	W, 3-2
3/23	LUTHER COLLEGE	L, 4-6
4/3	at Southern Miss	W, 7-6
4/3	at Southern Miss	W, 3-2
4/7	LOUISIANA-LAFAYETTE	L, 0-1
4/7	LOUISIANA-LAFAYETTE	L, 2-3
4/10	at Louisiana-Monroe	L, 2-3
4/10	at Louisiana-Monroe	L, 0-1
4/13	# William Woods	L, 0-1
4/13	# SE Missouri State	L, 0-2
4/14	# Arkansas State	W, 8-4
4/14	# at Kentucky Wesleyan	W, 4-3
4/17	SOUTHERN MISS	W, 4-1
4/17	SOUTHERN MISS	W, 5-0
4/25	at Nicholls State	L, 3-7
4/25	at Nicholls State	L, 8-13

! FSU Invitational (Tallahassee, Fla.); # Kentucky Wesleyan Invitational (Owensboro, Ky.)

### 1985

**Overall Record: 28-14**

**Home: 11-5 • Away: 7-3 • Neutral: 10-6**

3/9	KENTUCKY WESLEYAN	W, 8-5
3/9	KENTUCKY WESLEYAN	W, 7-2
3/15	! GEORGIA STATE	W, 17-1
3/15	! WEST GEORGIA	W, 12-0
3/16	! TENNESSEE TECH	W, 25-3
3/16	! MISSISSIPPI UNIV. WOMEN	L, 1-10
3/19	SOUTHERN MISS	L, 3-5 (8)
3/19	SOUTHERN MISS	L, 4-5 (9)
3/20	SW MISSOURI STATE	L, 0-1
3/20	SW MISSOURI STATE	W, 4-2
3/22	\$ Nicholls State	L, 2-3 (9)
3/22	\$ Florida A&M	L, 0-1
3/23	\$ Ohio State	L, 2-3
3/23	\$ Western Illinois	L, 3-5
3/23	\$ Maine	W, 7-0
3/26	ARKANSAS STATE	W, 12-0
3/26	ARKANSAS STATE	W, 11-2
3/29	? Southern Miss	W, 4-0
3/29	? Grambling	W, 11-2
3/30	? West Georgia	W, 14-2
3/30	? at Mississippi Univ. Women	W, 5-0
4/2	NICHOLLS STATE	W, 3-2
4/2	NICHOLLS STATE	L, 3-5
4/4	at Southern Miss	W, 6-1
4/4	at Southern Miss	W, 9-1
4/9	MISSISSIPPI UNIV. WOMEN	W, 7-1
4/9	MISSISSIPPI UNIV. WOMEN	W, 7-2
4/12	# Mississippi Univ. Women	W, 3-2
4/12	# Kentucky Wesleyan	W, 4-2
4/13	# Illinois Central Junior College	W, 5-3
4/13	# Akron	L, 0-2
4/19	at Louisiana Tech	L, 0-3
4/19	at Louisiana Tech	L, 2-5
4/20	at Grambling	W, 6-5
4/20	at Grambling	W, 11-1
4/23	at Mississippi Univ. Women	L, 1-5
4/23	at Mississippi Univ. Women	W, 5-1
4/26	^ at Tennessee Tech	W, 11-2
4/26	^ Cleveland State Junior College	W, 5-2
4/27	^ Lincoln College	W, 7-4
4/28	* #10 South Carolina	L, 3-7 (9)
4/28	* #10 South Carolina	W, 5-4 (9)

! MSU Invitational (Starkville); \$ FSU Invitational (Tallahassee, Fla.); ? Mississippi Univ. Women Tournament (Columbus, Miss.); # Kentucky Wesleyan Invitational (Owensboro, Ky.); ^ Tennessee Tech Tournament (Cookeville, Tenn.); \* Cookeville, Tenn.

### 1986

**Overall Record: 27-11**

**Home: 13-5 • Away: 8-2 • Neutral: 6-4**

2/28	! Texas A&M	L, 0-6
2/28	! Louisiana-Lafayette	L, 1-2
3/1	! Texas State	W, 5-3
3/1	! Toledo	L, 0-2
3/7	SW MISSOURI STATE	L, 0-2
3/7	SW MISSOURI STATE	L, 3-10
3/8	KENTUCKY WESLEYAN	W, 3-0
3/8	KENTUCKY WESLEYAN	W, 11-2
3/18	BRADLEY	W, 2-1
3/18	BRADLEY	L, 0-6
3/20	# Eastern Michigan	W, 1-0
3/20	# West Florida	W, 4-0
3/21	# at Florida State	L, 1-3
3/21	# Ohio State	W, 3-2
3/25	at Southern Miss	W, 5-4
3/25	at Southern Miss	W, 3-1
3/28	\$ GEORGIA STATE	W, 2-0
3/28	\$ SOUTHERN MISS	W, 4-2
3/29	\$ ST. MARY'S (NE)	W, 11-1
3/29	\$ ARKANSAS STATE	W, 15-0
4/1	at Delta State	W, 11-1
4/1	at Delta State	W, 9-2
4/4	MISSISSIPPI UNIV. WOMEN	W, 6-5
4/4	MISSISSIPPI UNIV. WOMEN	W, 10-0
4/7	at Louisiana-Lafayette	W, 3-0
4/7	at Louisiana-Lafayette	W, 5-1
4/10	at Arkansas State	W, 12-4
4/10	at Arkansas State	W, 9-0
4/12	LOUISIANA TECH	L, 1-2
4/12	LOUISIANA TECH	L, 0-1
4/18	% Central Oklahoma State	W, 3-2
4/18	% at Texas-Arlington	L, 2-3
4/19	% North Texas	W, 6-3
4/19	% Oklahoma City	L, 2-3
4/22	DELTA STATE	W, 11-1
4/22	DELTA STATE	W, 6-2
4/23	SOUTHERN MISS	W, 3-2
4/23	SOUTHERN MISS	W, 5-1

! Budweiser Bayou Classic (Thibodaux, La.); # FSU Invitational (Tallahassee, Fla.); \$ MSU Invitational (Starkville); % Texas-Arlington Tournament (Arlington, Texas).





# MISSISSIPPI STATE SOFTBALL



\*Southeastern Conference game; rankings are coaches poll at time of contest; all games seven innings unless noted

## YEAR-BY-YEAR RESULTS

### 1997

Overall Record: 29-27

11-17 SEC (Eighth, Fifth SEC West)

Home: 13-12 • Away: 6-8 • Neutral: 10-7

2/21	#	Nicholls State	L, 0-6
2/21	#	Tennessee-Martin	W, 4-1
2/22	#	Alcorn State	W, 19-0 (5)
2/22	#	Tulsa	L, 0-1
2/23	#	at Louisiana-Monroe	L, 1-5
2/23	#	Tulsa	W, 7-2
2/23	#	Northern Illinois	L, 1-2
2/26		SAMFORD	W, 4-0
2/26		SAMFORD	W, 4-0
3/1	\$	Alabama State	W, 30-0 (5)
3/1	\$	Tennessee State	W, 9-0 (5)
3/1	\$	at Troy State	W, 3-2
3/2	\$	Tennessee State	W, 12-1 (6)
3/2	\$	Alabama State	W, 18-0 (5)
3/2	\$	at Troy State	W, 1-0
3/6		OLE MISS	L, 2-3
3/6		OLE MISS	W, 2-1 (8)
3/14	?	New Mexico	W, 4-0
3/14	?	St. Mary's	L, 1-2
3/14	?	Colorado State	L, 6-11
3/15	?	Missouri	L, 3-4 (8)
3/15	?	New Mexico	W, 7-2
3/15	?	Notre Dame	L, 3-8
3/20		at Samford	W, 6-1
3/20		at Samford	W, 7-1
3/22		#4 SOUTH CAROLINA	L, 0-4 (8)
3/22		#4 SOUTH CAROLINA	L, 3-5
3/25		MCNEESE STATE	W, 3-2
3/26		GEORGIA	W, 5-2
3/26		GEORGIA	W, 8-7 (10)
3/28		ARKANSAS	W, 3-2
3/28		ARKANSAS	L, 0-4
3/29		ARKANSAS	L, 4-10
3/29		ARKANSAS	L, 1-2
4/4		at LSU	L, 0-2
4/4		at LSU	L, 1-9 (6)
4/11		at Kentucky	W, 6-1 (8)
4/11		at Kentucky	W, 12-7 (11)
4/13		at Tennessee	W, 5-4 (8)
4/13		at Tennessee	L, 0-11 (5)
4/18		at Alabama	L, 2-5 (8)
4/18		at Alabama	L, 0-8
4/19		ALABAMA	L, 2-5
4/19		ALABAMA	W, 2-1
4/23		LOUISIANA-MONROE	L, 0-6
4/23		LOUISIANA-MONROE	W, 1-0
4/25		LOUISIANA TECH	L, 2-5
4/25		LOUISIANA TECH	W, 3-2 (10)
4/26		FLORIDA	L, 1-3
4/26		FLORIDA	W, 6-5
4/30		at Ole Miss	L, 0-1 (9)
4/30		at Ole Miss	L, 1-4
5/3		AUBURN	W, 6-3
5/3		AUBURN	W, 4-0
5/4		AUBURN	L, 4-5
5/4		AUBURN	L, 1-4

# NLU Mardi Gras Classic (Monroe, La.); \$ Troy State Invitational (Troy, Ala.); ? NIST Tournament (San Jose, Calif.).

### 1998

Overall Record: 36-21

15-11 SEC (Tied Fourth, Third SEC West)

Home: 14-8 • Away: 12-6 • Neutral: 10-7

2/14		NORTHWESTERN STATE	L, 1-3
2/14		NORTHWESTERN STATE	W, 3-1
2/15		NORTHWESTERN STATE	W, 5-0
2/20	#	JACKSONVILLE STATE	W, 3-0
2/21	#	#13 MISSOURI	L, 4-7 (10)
2/21	#	CHATTANOOGA	W, 8-0 (6)
2/26	&	Cal Poly-San Luis Obispo	L, 2-5 (8)
2/28	&	Evansville	W, 7-2
2/28	&	at UC-Santa Barbara	L, 9-13 (9)
3/5	!	#16 Iowa	L, 2-4
3/5	!	Florida A&M	L, 3-8
3/6	!	Western Michigan	W, 5-1
3/6	!	at #7 South Florida	L, 0-1
3/7	!	Chattanooga	W, 6-0
3/7	!	Hofstra	W, 8-3
3/7	!	#2 Michigan	L, 1-2 (8)
3/11		at Florida	W, 3-1
3/11		at Florida	L, 0-1
3/14		SIENA COLLEGE	W, 2-0
3/14		SIENA COLLEGE	W, 6-0
3/22		at Georgia	W, 7-4 (9)
3/22		at Georgia	L, 2-4
3/24		GEORGIA SOUTHERN	W, 7-1
3/24		GEORGIA SOUTHERN	W, 9-1 (5)
3/27		at Arkansas	W, 6-0
3/27		at Arkansas	L, 1-2 (8)
3/28		at Arkansas	W, 3-2 (9)
3/28		at Arkansas	W, 6-2
4/1		at Ole Miss	W, 7-0
4/1		at Ole Miss	W, 5-3
4/3		#14 LSU	W, 3-2
4/3		#14 LSU	L, 1-2
4/4		#14 LSU	L, 3-7
4/4		#14 LSU	L, 3-4
4/8		DELTA STATE	W, 1-0
4/10		KENTUCKY	L, 0-1
4/10		KENTUCKY	L, 0-1
4/11		TENNESSEE	W, 3-0
4/11		TENNESSEE	L, 2-3
4/14		at Louisiana-Monroe	W, 11-0 (6)
4/14		at Louisiana-Monroe	W, 7-5
4/19		ALABAMA	W, 5-4
4/19		ALABAMA	L, 1-4
4/21		SAMFORD	W, 3-2 (10)
4/21		SAMFORD	W, 5-0
4/25		OLE MISS	W, 11-0 (5)
4/25		OLE MISS	W, 4-3
5/1		at Auburn	L, 0-2
5/1		at Auburn	W, 1-0
5/2		at Auburn	W, 6-2
5/2		at Auburn	W, 3-2 (10)
5/8	@	South Carolina	L, 0-2
5/8	@	Georgia	W, 3-2
5/9	@	South Carolina	W, 3-0
5/9	@	Florida	W, 1-0
5/10	@	Florida	W, 1-0
5/10	@	Alabama	L, 4-5 (9)

# MSU Classic (Starkville); & UCSB-Dudley Invitational (Santa Barbara, Calif.); ! Speedline Classic (Tampa, Fla.); @ SEC Tournament (Columbus, Ga.).

### 1999

Overall Record: 38-29

15-15 SEC (Sixth, Fourth SEC West)

Home: 21-6 • Away: 6-14 • Neutral: 11-9

2/6		at Northwestern State	L, 0-1
2/6		at Northwestern State	W, 3-1
2/7		at Centenary	W, 4-1
2/12	%	California	L, 4-6
2/12	%	#4 UCLA	L, 0-5
2/12	%	New Mexico State	W, 4-2
2/13	%	UNLV	W, 9-1 (5)
2/13	%	Utah State	W, 7-2
2/19	!	NORTHWESTERN STATE	W, 6-1
2/19	!	EVANSVILLE	L, 2-3 (8)
2/20	!	CHATTANOOGA	W, 3-1
2/21	!	EVANSVILLE	W, 1-0 (8)
2/27	!	JACKSONVILLE STATE	L, 3-6
2/27	!	JACKSONVILLE STATE	W, 4-0
3/4	^	Georgia	W, 5-1
3/4	^	Florida State	W, 2-1
3/5	^	#14 Michigan	L, 3-9
3/5	^	Hofstra	W, 4-1
3/6	^	Florida Atlantic	W, 10-2
3/6	^	New Mexico State	W, 7-0
3/7	^	Michigan State	W, 4-2
3/7	^	#14 Michigan	L, 3-4
3/12	\$	Jacksonville State	L, 6-7 (8)
3/12	\$	Kentucky	L, 1-3
3/12	\$	Southern Miss	L, 0-4
3/19		at Ole Miss	L, 4-5 (11)
3/19		at Ole Miss	L, 1-4
3/20		at Ole Miss	W, 8-0 (5)
3/20		at Ole Miss	L, 0-8 (6)
3/26		#10 SOUTH CAROLINA	L, 0-1
3/26		#10 SOUTH CAROLINA	W, 5-2
3/27		GEORGIA	W, 5-1
3/27		GEORGIA	W, 2-1 (9)
4/2		ARKANSAS	W, 5-2
4/2		ARKANSAS	W, 4-0
4/3		ARKANSAS	W, 7-2
4/3		ARKANSAS	W, 4-2
4/6		DELTA STATE	W, 7-1
4/9		at #10 LSU	L, 0-1
4/9		at #10 LSU	L, 1-5
4/10		at #10 LSU	L, 2-5
4/10		at #10 LSU	L, 4-5
4/15		LOUISIANA-MONROE	W, 9-1 (5)
4/15		LOUISIANA-MONROE	W, 3-2 (9)
4/17		at Kentucky	L, 4-5
4/17		at Kentucky	W, 12-0
4/18		at Tennessee	L, 1-9 (6)
4/18		at Tennessee	L, 7-11
4/21		at Georgia Tech	W, 5-0
4/23		at Alabama	W, 8-7 (8)
4/23		at Alabama	L, 4-5
4/24		at Alabama	L, 5-6
4/24		at Alabama	L, 4-7
4/29		SAMFORD	W, 4-0
4/29		SAMFORD	W, 4-1
4/30		FLORIDA	L, 4-7 (9)
4/30		FLORIDA	W, 6-2
5/2		#6 LOUISIANA-LAFAYETTE	L, 1-7
5/2		#6 LOUISIANA-LAFAYETTE	L, 2-4
5/7		AUBURN	W, 4-3
5/7		AUBURN	W, 8-0 (5)
5/8		AUBURN	W, 8-0 (5)
5/8		AUBURN	W, 4-3
5/13	+	Alabama	W, 6-3
5/14	+	#24 Tennessee	L, 2-4
5/15	+	#14 South Carolina	W, 2-1
5/16	+	#7 LSU	L, 0-2 (9)

% Fiesta Bowl Tournament (Phoenix, Ariz.); ! MSU Bulldog Classic (Starkville); ^ Speedline Invitational (Tampa, Fla.); \$ Frost Cutlery Tournament (Chattanooga, Tenn.); + SEC Tournament (Columbus, Ga.).



# MISSISSIPPI STATE SOFTBALL



\*Southeastern Conference game; rankings are coaches poll at time of contest; all games seven innings unless noted

## YEAR-BY-YEAR RESULTS

### 2000

**Overall Record: 44-27**  
**17-13 SEC (Fourth, Fourth SEC West)**

**NCAA Regional**

**Home: 19-11 • Away: 11-7 • Neutral: 14-9**

2/11	!	Texas A&M	W, 3-2
2/11	!	#3 Fresno State	L, 2-4
2/12	!	Cal State Fullerton	L, 1-5
2/12	!	Utah	L, 6-8 (9)
2/13	!	Utah State	W, 5-4
2/18	#	NORTHWESTERN STATE	W, 3-2
2/18	#	WINTHROP	W, 9-3
2/19	#	CHATTANOOGA	W, 7-5
2/19	#	BELMONT	W, 8-0 (6)
2/20	#	AUSTIN PEAY	W, 10-1 (5)
2/26		TENNESSEE TECH	W, 7-4
2/26		TENNESSEE TECH	W, 5-0
3/3	%	#5 Oklahoma	L, 4-12 (6)
3/3	%	#9 Stanford	W, 2-1 (9)
3/4	%	UMass	W, 7-0
3/4	%	Florida State	W, 4-0
3/5	%	#9 Stanford	L, 1-5
3/9	\$	#25 North Carolina	W, 6-0
3/9	\$	Penn State	W, 2-0
3/10	\$	Georgia Southern	W, 4-3
3/10	\$	at South Florida	L, 2-4
3/11	\$	UMass	W, 4-1
3/11	\$	Boston University	W, 4-2
3/11	\$	#17 Illinois-Chicago	W, 4-2
3/12	\$	#18 South Carolina	L, 1-2 (8)
3/15		JACKSONVILLE STATE	W, 6-0
3/15		JACKSONVILLE STATE	W, 5-1
3/17		OLE MISS	W, 4-3
3/17		OLE MISS	W, 7-4
3/18		OLE MISS	W, 3-1
3/18		OLE MISS	L, 0-6
3/22		UAB	W, 4-1
3/24		at #17 South Carolina	L, 1-2 (9)
3/24		at #17 South Carolina	W, 6-2
3/25		at Georgia	W, 8-6
3/25		at Georgia	W, 3-2
3/31		at Arkansas	L, 1-2
3/31		at Arkansas	W, 1-0
4/1		at Arkansas	W, 4-3 (8)
4/1		at Arkansas	W, 4-0
4/5		#10 SOUTHERN MISS	L, 0-2
4/5		#10 SOUTHERN MISS	W, 2-1
4/7		#8 LSU	L, 0-8 (5)
4/7		#8 LSU	L, 4-8 (10)
4/8		#8 LSU	L, 4-9
4/8		#8 LSU	L, 1-7
4/11		at Louisiana-Monroe	L, 1-2
4/11		at Louisiana-Monroe	W, 3-2
4/14		TENNESSEE	W, 6-1
4/14		TENNESSEE	W, 3-1
4/15		KENTUCKY	W, 6-2
4/15		KENTUCKY	W, 7-3
4/19		GEORGIA TECH	W, 3-2
4/21		#10 ALABAMA	L, 2-5
4/21		#10 ALABAMA	L, 6-7 (9)
4/22		#10 ALABAMA	L, 0-9 (6)
4/22		#10 ALABAMA	L, 2-4
4/25		SAMFORD	L, 0-2
4/28		at Florida	L, 3-11 (5)
4/28		at Florida	W, 3-1
4/30		at Auburn	W, 3-2
4/30		at Auburn	W, 9-4
5/1		at Auburn	L, 2-5
5/1		at Auburn	W, 10-2 (6)
5/11	@	Arkansas	L, 1-2
5/12	@	Auburn	W, 9-3
5/13	@	#11 Alabama	L, 3-4
5/18	&	Chattanooga	W, 6-1
5/19	&	Utah	W, 11-3 (6)
5/20	&	#1 Washington	L, 1-4
5/20	&	Utah	L, 1-4

! Fiesta Bowl Tournament (Phoenix, Ariz.); # MSU Bulldog

Classic (Starkville); % NFCA Leadoff Classic (Columbus, Ga.); \$ Speedline Invitational (Tampa, Fla.); @ SEC Tournament (Columbus, Ga.); & NCAA Regional I (Seattle, Wash.).

### 2001

**Overall Record: 36-26**

**19-11 SEC (Third, Third SEC West)**

**Home: 19-7 • Away: 12-9 • Neutral: 5-10**

2/6		BELMONT	W, 9-0 (5)
2/6		BELMONT	W, 6-1
2/9	!	#16 Oregon State	L, 0-3
2/9	!	Texas A&M-CC	W, 8-0 (5)
2/10	!	Texas State	W, 4-2
2/10	!	#16 Oregon State	L, 0-1 (8)
2/11	!	Texas State	L, 0-5
2/17	\$	Southern Illinois	L, 2-3
2/17	\$	Winthrop	W, 14-2 (5)
2/18	\$	Tennessee Tech	W, 1-0 (8)
2/18		DREXEL	W, 4-1
2/20		LOUISIANA-MONROE	W, 2-1 (9)
2/20		LOUISIANA-MONROE	W, 8-5
2/23	^	UNLV	L, 2-3
2/23	^	UNLV	L, 0-2
2/24	^	Penn State	L, 3-8
2/24	^	Penn State	L, 5-6
3/1		#18 MICHIGAN	L, 1-3
3/8	&	Georgia Southern	W, 3-2 (9)
3/8	&	Utah	L, 2-3
3/9	&	Michigan State	W, 6-2
3/9	&	Texas Tech	L, 0-1
3/10	&	Temple	W, 3-0
3/10	&	Florida Atlantic	L, 2-3
3/14		at Florida	L, 0-6
3/14		at Florida	L, 4-5
3/15		at Florida	W, 5-1
3/17		at #17 South Carolina	L, 1-7
3/17		at #17 South Carolina	W, 1-0
3/18		at #17 South Carolina	L, 0-2
3/23		GEORGIA	W, 4-2
3/24		GEORGIA	W, 6-5 (10)
3/24		GEORGIA	W, 8-7
3/27		at Ole Miss	W, 2-1
3/27		at Ole Miss	W, 7-5 (11)
3/28		at Ole Miss	W, 12-0 (5)
3/31		at Tennessee	W, 13-4
3/31		at Tennessee	W, 3-1
4/1		at Tennessee	W, 7-1
4/5		SOUTHERN MISS	L, 1-2
4/5		SOUTHERN MISS	W, 9-6
4/7		KENTUCKY	L, 1-8
4/7		KENTUCKY	W, 3-2
4/8		KENTUCKY	W, 7-3
4/11		#5 LSU	L, 0-8
4/11		#5 LSU	L, 0-5
4/12		#5 LSU	L, 1-2
4/14		AUBURN	W, 5-4
4/14		AUBURN	W, 7-2
4/15		AUBURN	W, 4-3
4/19		at Georgia Tech	W, 3-2
4/19		at Georgia Tech	W, 4-1 (10)
4/21		at #7 Alabama	L, 0-7
4/21		at #7 Alabama	L, 2-3
4/22		at #7 Alabama	L, 0-8 (6)
4/25		at Jacksonville State	W, 3-2
4/28		ARKANSAS	W, 2-1 (8)
4/28		ARKANSAS	W, 1-0
4/29		ARKANSAS	W, 3-0
5/10	@	Florida	W, 1-0
5/11	@	#3 LSU	L, 1-2
5/12	@	Arkansas	L, 2-7

! TAMU-CC Islander Classic (Corpus Christi, Texas); \$ MSU Bulldog Classic (Starkville); ^ UNLV Tri-Tournament (Las Vegas, Nev.); & Speedline Invitational (Tampa, Fla.); @ SEC Tournament (Chattanooga, Tenn.).

### 2002

**Overall Record: 36-31**

**13-16 SEC (Seventh, Fifth SEC West)**

**NCAA Regional**

**Home: 17-8 • Away: 7-12 • Neutral: 12-11**

2/8	!	#17 Texas State	W, 8-1
2/8	!	Texas Tech	W, 12-4 (5)
2/9	!	#1 Arizona	W, 7-1
2/9	!	New Mexico State	W, 7-6 (8)
2/13		BELMONT	W, 11-0 (5)
2/13		BELMONT	W, 2-0
2/15	%	SOUTHERN ILLINOIS	L, 0-2
2/15	%	COLORADO STATE	W, 10-2 (6)
2/16	%	SOUTHERN ILLINOIS	W, 5-3
2/16	%	SOUTHERN MISS	L, 2-7
2/22	^	#8 Arizona State	W, 2-1
2/22	^	#10 Michigan	W, 3-2
2/23	^	Connecticut	L, 3-6
2/23	^	#18 Alabama	L, 0-4
2/24	^	#13 Fresno State	L, 1-3
2/27		OAKLAND UNIVERSITY	W, 5-0
2/27		OAKLAND UNIVERSITY	W, 10-1 (5)
3/1	&	Texas	L, 1-0 (14)
3/3	&	Kansas	L, 3-4
3/3	&	#18 Florida State	W, 2-0
3/7	?	#13 Florida Atlantic	L, 0-6
3/7	?	Central Michigan	L, 0-2
3/8	?	North Carolina	W, 8-3
3/8	?	Nicholls State	W, 8-0 (5)
3/9	?	Temple	W, 6-0
3/9	?	Florida International	W, 3-2 (8)
3/9	?	#3 Stanford	L, 0-7
3/16		#24 SOUTH CAROLINA	L, 2-4
3/16		#24 SOUTH CAROLINA	L, 2-5
3/17		#24 SOUTH CAROLINA	W, 11-10 (9)
3/19		at #4 LSU	L, 3-9
3/19		at #4 LSU	W, 8-7 (11)
3/20		at #4 LSU	L, 0-4
3/23		at #21 Georgia	L, 1-3
3/23		at #21 Georgia	W, 2-1
3/24		at #21 Georgia	W, 4-3
3/29		TENNESSEE	L, 0-2
3/29		TENNESSEE	W, 8-1
4/3		at Southern Miss	W, 6-2
4/3		at Southern Miss	L, 0-3
4/6		at Kentucky	L, 4-6
4/6		at Kentucky	L, 3-10
4/7		at Kentucky	W, 3-2
4/10		OLE MISS	W, 1-0
4/10		OLE MISS	W, 8-1
4/11		OLE MISS	W, 1-0
4/13		at Auburn	W, 2-1
4/13		at Auburn	L, 4-6
4/14		at Auburn	L, 1-3
4/18		GEORGIA TECH	W, 7-4
4/18		GEORGIA TECH	W, 3-0
4/20		#15 ALABAMA	L, 4-10
4/20		#15 ALABAMA	L, 4-8
4/21		#15 ALABAMA	L, 2-8
4/24		JACKSONVILLE STATE	W, 10-1 (5)
4/27		at Arkansas	L, 0-1
4/27		at Arkansas	L, 6-7
4/28		at Arkansas	L, 0-7
5/4		FLORIDA	W, 4-1
5/4		FLORIDA	W, 6-2
5/5		FLORIDA	W, 8-2
5/9	@	South Carolina	L, 5-11
5/10	@	Arkansas	W, 5-1
5/11	@	#25 Georgia	L, 1-7
5/16	*	#4 Arizona State	L, 1-4
5/16	*	Northwestern State	W, 9-6
5/18	*	at #19 Louisiana-Lafayette	L, 3-10

! Arizona State Fiesta Bowl Tournament (Phoenix, Ariz.); % Bulldog Classic (Starkville); ^ NFCA Leadoff Classic (Columbus, Ga.); & Florida State Sunshine Classic (Tallahassee, Fla.); ? Speedline Invitational (Plant City, Fla.); @ SEC Tournament (Chattanooga, Tenn.); \* NCAA Regional 3 (Lafayette, La.).



# MISSISSIPPI STATE SOFTBALL



\*Southeastern Conference game; rankings are coaches poll at time of contest; all games seven innings unless noted

## YEAR-BY-YEAR RESULTS

### 2003

Overall Record: 34-30  
13-16 SEC (Eighth, Fourth SEC West)

NCAA Regional

Home: 11-8 • Away: 10-14 • Neutral: 13-8

2/4	SOUTHERN MISS	W, 3-1
2/7	! Wisconsin	W, 9-2
2/7	! #4 Nebraska	L, 5-7
2/8	! #10 Cal State Fullerton	L, 0-3
2/8	! #13 Arizona State	L, 4-5
2/9	! #24 Texas A&M	W, 5-2
2/9	! #2 Arizona	L, 2-9
2/12	at UAB	W, 2-0
2/14	MISSISSIPPI VALLEY STATE	W, 14-0 (5)
2/16	^ Jacksonville State	L, 1-9 (6)
2/16	^ Samford	W, 15-4 (5)
2/21	# Nevada	W, 7-0
2/21	# Miami (OH)	W, 5-2
2/22	# Illinois-Chicago	W, 4-1
2/22	# IUPUI-Fort Wayne	W, 5-1
2/23	# Colorado State	W, 5-3
2/28	at #15 Florida State	W, 3-1
2/28	+ Syracuse	W, 4-1
3/2	+ Pittsburgh	W, 5-4 (8)
3/2	+ Syracuse	W, 3-2
3/8	at #13 South Carolina	W, 6-2
3/8	at #13 South Carolina	L, 3-11 (6)
3/9	at #13 South Carolina	L, 2-5
3/11	~ Monmouth	W, 9-1 (6)
3/11	at Coastal Carolina	W, 4-3
3/12	at Coastal Carolina	W, 10-2
3/12	at Coastal Carolina	L, 6-7
3/15	#10 GEORGIA	L, 2-8
3/15	#10 GEORGIA	W, 2-0
3/16	#10 GEORGIA	L, 0-9 (5)
3/19	BIRMINGHAM SOUTHERN	W, 8-0 (5)
3/19	BIRMINGHAM SOUTHERN	W, 4-0
3/22	at Tennessee	L, 0-8 (5)
3/22	at Tennessee	W, 11-7
3/23	at Tennessee	L, 2-16 (5)
3/26	#11 LSU	L, 3-4
3/26	#11 LSU	L, 13-15 (8)
3/27	#11 LSU	W, 6-2
3/29	KENTUCKY	W, 7-6
3/29	KENTUCKY	W, 7-0
3/30	KENTUCKY	W, 6-3
4/3	\$ Southern Miss	L, 5-8
4/5	AUBURN	L, 3-7
4/5	AUBURN	W, 7-1
4/9	at Ole Miss	W, 14-0 (5)
4/10	at Ole Miss	L, 5-6
4/10	at Ole Miss	L, 8-10 (8)
4/12	at #17 Alabama	L, 3-7
4/12	at #17 Alabama	L, 5-8
4/13	at #17 Alabama	W, 7-3
4/14	at Georgia Tech	L, 1-9 (5)
4/14	at Georgia Tech	L, 3-5
4/18	ARKANSAS	L, 1-5
4/18	ARKANSAS	W, 3-2
4/19	ARKANSAS	L, 1-4
4/22	UAB	L, 0-3
4/26	at #21 Florida	W, 11-8
4/26	at #21 Florida	W, 7-3
4/27	at #21 Florida	L, 1-6
5/8	@ #7 Georgia	L, 0-3
5/9	@ #19 South Carolina	L, 1-2
5/15	& Florida International	W, 4-2
5/16	& #8 Washington	L, 0-8 (6)
5/16	& #11 Nebraska	L, 0-8 (6)

! Fiesta Bowl Tournament (Phoenix, Ariz.); ^ Rebel/Easton Invitational (Oxford, Miss.); # Troy Cox Classic (Las Cruces, N.M.); + Seminole Challenge (Tallahassee, Fla.); ~ Conway, S.C.; \$ Madison, Miss.; @ SEC Tournament (Plant City, Fla.); & NCAA Region 5 Tournament (Lincoln, Neb.).

### 2004

Overall Record: 39-26  
14-15 SEC (Seventh, Fourth SEC West)

NCAA Regional

Home: 23-6 • Away: 9-13 • Neutral: 7-7

2/6	! BRADLEY	W, 11-6
2/6	! LOUISIANA TECH	W, 6-1
2/7	! JACKSON STATE	W, 25-2 (5)
2/7	! BRADLEY	W, 7-1
2/8	! LOUISIANA TECH	W, 1-0
2/8	! JACKSON STATE	W, 18-3 (5)
2/13	^ UC-Santa Barbara	W, 6-3
2/13	^ at San Diego State	L, 3-5
2/14	^ #21 Oklahoma State	L, 2-3
2/14	^ UC-Santa Barbara	L, 2-5
2/15	^ at San Diego State	L, 1-2 (8)
2/20	# AUSTIN PEAY	W, 4-0
2/20	# ALABAMA A&M	W, 13-0 (5)
2/21	# MISSISSIPPI VALLEY STATE	W, 12-0 (5)
2/21	# AUSTIN PEAY	W, 8-0 (5)
2/22	# ALABAMA A&M	W, 13-0 (5)
2/22	# MISSISSIPPI VALLEY STATE	W, 7-0
2/27	+ at Houston	L, 1-3
2/27	+ Pittsburgh	L, 2-3
2/28	+ BYU	W, 2-1
2/28	+ Villanova	W, 3-1
2/29	+ Virginia	W, 5-0
3/3	at #3 LSU	L, 2-6
3/3	at #3 LSU	L, 0-6
3/4	at #3 LSU	L, 4-5
3/6	#14 SOUTH CAROLINA	L, 1-2
3/6	#14 SOUTH CAROLINA	W, 8-0 (5)
3/7	#14 SOUTH CAROLINA	L, 4-7
3/13	at #6 Georgia	W, 5-1
3/13	at #6 Georgia	L, 0-9 (6)
3/14	at #6 Georgia	L, 4-6
3/16	at Chattanooga	W, 9-0 (5)
3/16	at Chattanooga	W, 2-1
3/20	#14 TENNESSEE	L, 1-10
3/20	#14 TENNESSEE	L, 3-6
3/21	#14 TENNESSEE	L, 3-5 (8)
3/24	at Southern Miss	L, 0-6
3/27	at Kentucky	W, 8-2
3/27	at Kentucky	L, 3-4
3/28	at Kentucky	W, 6-2
4/2	at #22 Auburn	L, 2-3
4/2	at #22 Auburn	L, 3-7
4/3	at #22 Auburn	W, 3-2
4/6	~ Southern Miss	W, 6-3
4/9	#10 ALABAMA	L, 0-10 (6)
4/9	#10 ALABAMA	W, 8-6
4/10	#10 ALABAMA	W, 10-5
4/17	at Arkansas	W, 2-0
4/17	at Arkansas	W, 8-0 (6)
4/18	at Arkansas	L, 2-4
4/20	OLE MISS	W, 8-0 (5)
4/20	OLE MISS	W, 2-1
4/21	OLE MISS	W, 7-2
4/24	#17 FLORIDA	W, 7-4
4/24	#17 FLORIDA	W, 9-5
4/27	at UAB	W, 11-3 (6)
4/28	UAB	W, 7-0
5/8	#22 GEORGIA TECH	W, 10-2 (6)
5/8	#22 GEORGIA TECH	W, 1-0
5/13	@ #10 TENNESSEE	W, 8-2
5/14	@ #10 GEORGIA	L, 2-11 (5)
5/15	@ #12 AUBURN	L, 3-4
5/20	& Iowa	W, 2-1 (8)
5/21	& #2 California	L, 1-2
5/21	& Florida Atlantic	L, 0-1

! Bulldog Round-Robin (Starkville); ^ Aztec Invitational (San Diego, Calif.); # Bulldog Classic (Starkville); + Hyatt Regency Cougar Classic (Houston, Texas); ~ Ridgeland, Miss.; @ SEC Tournament (Tuscaloosa, Ala.); & NCAA Region 5 Tournament (Lincoln, Neb.).

### 2005

Overall Record: 35-31  
12-18 SEC (Sixth, Third SEC West)

NCAA Regional

Home: 19-10 • Away: 6-13 • Neutral: 10-8

2/4	\$ NORTH CAROLINA STATE	L, 1-2
2/4	\$ LOUISIANA TECH	W, 9-0 (5)
2/5	\$ MISSISSIPPI VALLEY STATE	W, 15-0 (5)
2/5	\$ NORTH CAROLINA STATE	W, 5-1
2/6	\$ LOUISIANA TECH	W, 9-7
2/6	\$ MISSISSIPPI VALLEY STATE	W, 8-0 (6)
2/12	! McNeese State	W, 5-0
2/12	! at #5 Louisiana-Lafayette	L, 2-7
2/18	+ TULSA	W, 5-0
2/18	+ TENNESSEE TECH	L, 3-5
2/19	+ TROY	W, 3-0
2/19	+ TULSA	W, 4-2
2/25	% #1 California	L, 4-9
2/25	% Cal State Fullerton	W, 5-4 (8)
2/26	% #20 Pacific	L, 4-5
2/26	% Utah	W, 10-3
2/27	% #18 Oregon State	L, 5-6
3/2	SOUTHERN MISS	W, 9-0 (6)
3/4	# Florida A&M	W, 4-2
3/4	# St. Francis (PA)	W, 7-0
3/5	# Georgia Southern	W, 7-4
3/5	# Virginia Tech	L, 3-4
3/5	# Troy	W, 12-6
3/6	# Ohio State	L, 0-11 (5)
3/8	at UAB	W, 8-3
3/12	#13 Georgia	L, 0-8
3/12	#13 Georgia	L, 4-9
3/13	#13 Georgia	L, 1-7
3/17	at Middle Tennessee	W, 8-0 (5)
3/17	at Middle Tennessee	L, 5-6
3/19	at #6 Tennessee	L, 0-1
3/19	at #6 Tennessee	L, 4-8
3/20	at #6 Tennessee	L, 1-3
3/25	Kentucky	W, 3-2
3/25	Kentucky	W, 5-0
3/26	Kentucky	W, 3-2
3/30	#25 LSU	W, 13-11
3/30	#25 LSU	W, 4-1
3/31	#25 LSU	L, 9-15
4/2	#23 Auburn	L, 2-10 (5)
4/2	#23 Auburn	W, 4-3
4/3	#23 Auburn	L, 4-6
4/7	at Southern Miss	W, 5-2
4/9	at #10 Alabama	L, 0-8 (5)
4/9	at #10 Alabama	L, 1-4
4/10	at #10 Alabama	L, 1-9 (5)
4/12	UAB	W, 11-1 (5)
4/13	Ole Miss	L, 0-2
4/16	Arkansas	W, 5-4
4/16	Arkansas	W, 1-0
4/17	Arkansas	W, 2-1
4/19	at Ole Miss	W, 4-0
4/23	at #16 Florida	L, 0-4
4/23	at #16 Florida	L, 4-12 (5)
4/24	at #16 Florida	W, 3-0
4/26	~ Ole Miss	L, 0-4
5/7	at South Carolina	L, 2-3
5/7	at South Carolina	L, 5-7
5/8	at South Carolina	W, 3-2 (8)
5/12	^ #9 Alabama	L, 0-5
5/13	^ South Carolina	W, 4-1
5/14	^ #11 Tennessee	L, 0-3
5/20	? Texas A&M-CC	W, 1-0
5/21	? at #5 Texas	L, 0-2
5/22	? Texas A&M-CC	W, 2-1 (8)
5/22	? at #5 Texas	L, 0-2

\$ Bulldog Round-Robin (Starkville); ! Ragin' Cajuns Invitational (Lafayette, La.); + Bulldog Classic (Starkville); % Palm Springs Classic (Palm Springs, Calif.); # Buzz Classic (Marietta, Ga.); ~ Madison, Miss.; ^ SEC Tournament (Gainesville, Fla.); ? NCAA Region 4 Tournament (Austin, Texas).



# MISSISSIPPI STATE SOFTBALL



\*Southeastern Conference game; rankings are coaches poll at time of contest; all games seven innings unless noted

## YEAR-BY-YEAR RESULTS

### 2006

Overall Record: 33-28

7-22 SEC (10th, Sixth SEC West)

Home: 16-11 • Away: 9-13 • Neutral: 8-4

2/10	\$	Western Kentucky	W, 3-1
2/10	\$	Jacksonville	W, 8-0 (5)
2/11	\$	at South Florida	W, 2-0
2/11	\$	Jacksonville	W, 8-0 (5)
2/12	\$	South Florida	W, 4-2
2/17	!	EAST TENNESSEE STATE	W, 9-1 (6)
2/17	!	SOUTHERN ILLINOIS	W, 2-0
2/19	!	EAST TENNESSEE STATE	W, 6-0
2/19	!	TENNESSEE STATE	W, 7-1
2/24	+	NORTHWESTERN STATE	W, 5-2
2/24	+	SE MISSOURI STATE	W, 5-2
2/26	+	SE MISSOURI STATE	W, 3-0
2/26	+	ALCORN STATE	W, 9-0 (5)
3/1		SAMFORD	W, 9-1 (6)
3/1		SAMFORD	W, 3-1
3/3	%	#13 Washington	W, 3-0
3/3	%	#18 Baylor	L, 0-1
3/4	%	Bowling Green	W, 3-2 (8)
3/4	%	#13 Washington	L, 1-8
3/5	%	Bowling Green	W, 6-1
3/5	%	at #18 Baylor	L, 1-3
3/7		SOUTHERN MISS	L, 0-2
3/10	@	Syracuse	W, 2-1
3/10	@	#4 UCLA	L, 0-2
3/11	@	Mercer	W, 4-3
3/11	@	at Long Beach State	W, 13-2
3/12	@	#4 UCLA	L, 0-3
3/18		at Arkansas	W, 5-0
3/18		at Arkansas	W, 5-2
3/19		at Arkansas	L, 2-4
3/21		MISSISSIPPI VALLEY STATE	W, 5-0
3/21		MISSISSIPPI VALLEY STATE	W, 6-3
3/25		SOUTH CAROLINA	W, 4-3 (10)
3/25		SOUTH CAROLINA	W, 2-1
3/26		SOUTH CAROLINA	L, 2-6
3/28		MIDDLE TENNESSEE STATE	W, 9-3
3/28		MIDDLE TENNESSEE STATE	W, 13-1 (5)
3/30		at Southern Miss	W, 8-0 (5)
4/1		FLORIDA	L, 1-7
4/1		FLORIDA	L, 0-2
4/2		FLORIDA	L, 1-2
4/5	~	Ole Miss	L, 1-2
4/8		at #10 Georgia	L, 0-3
4/8		at #10 Georgia	L, 0-8 (6)
4/9		at #10 Georgia	L, 2-8
4/11		at Ole Miss	L, 5-6
4/14		at #20 Auburn	L, 1-4
4/14		at #20 Auburn	L, 5-6
4/15		at #20 Auburn	L, 3-5
4/19		at #11 LSU	L, 0-5
4/19		at #11 LSU	L, 0-4
4/20		at #11 LSU	L, 1-7
4/22		#4 TENNESSEE	L, 1-2
4/22		#4 TENNESSEE	L, 1-3
4/23		#4 TENNESSEE	L, 0-10 (5)
4/26		OLE MISS	L, 0-1
4/29		#4 ALABAMA	L, 4-5 (8)
4/29		#4 ALABAMA	L, 3-6
5/6		at Kentucky	W, 6-4
5/6		at Kentucky	W, 2-0
5/7		at Kentucky	W, 3-2 (8)

\$ USF Best Western Invitational (Tampa, Fla.); ! Bulldog Classic (Starkville); + Bulldog Round-Robin (Starkville); % Compass Bank Invitational (Waco, Texas); @ Long Beach Invitational (Lakewood, Calif.); ~ Madison, Miss.

### 2007

Overall Record: 35-27

14-14 SEC (Fifth, Third SEC West)

NCAA Regional

Home: 18-6 • Away: 7-13 • Neutral: 10-8

2/9	\$	IOWA STATE	W, 9-3
2/9	\$	PURDUE	W, 6-5
2/10	\$	KENNESAW STATE	W, 6-0
2/10	\$	IOWA STATE	L, 3-8
2/10	\$	PURDUE	W, 8-1
2/15	!	vs. BYU	W, 1-0
2/16	!	vs. #10 California	W, 9-0 (6)
2/16	!	vs. UC Davis	L, 1-2
2/17	!	vs. Hawaii	L, 2-3
2/17	!	vs. Utah State	W, 6-3
2/21		MISSISSIPPI VALLEY STATE	W, 10-2 (5)
2/23	+	vs. #20 Florida State	L, 2-4
2/23	+	vs. Seton Hall	W, 23-0 (5)
2/24	+	vs. Tennessee Tech	W, 10-1 (6)
2/24	+	vs. #21 Nebraska	L, 6-7 (9)
2/25	+	vs. North Carolina	L, 4-8
3/2	%	vs. Tennessee Tech	L, 4-9
3/2	%	vs. Toledo	W, 3-2
3/3	%	vs. UT Martin	W, 6-5 (9)
3/3	%	at Chattanooga	L, 3-11 (5)
3/4	%	vs. Austin Peay	W, 2-0
3/6		INDIANA STATE	W, 2-1
3/7		SAMFORD	W, 7-0
3/10		at #3 Alabama	L, 2-10 (5)
3/10		at #3 Alabama	L, 3-5
3/11		at #3 Alabama	L, 0-8 (6)
3/13		at Kentucky	W, 7-0
3/13		at Kentucky	W, 9-7
3/17		at #1 Tennessee	L, 0-3
3/17		at #1 Tennessee	L, 1-2 (8)
3/18		at #1 Tennessee	L, 1-5
3/20		at UAB	W, 5-0
3/24		AUBURN	W, 3-1
3/24		AUBURN	W, 4-1
3/25		AUBURN	L, 1-2
3/27	@	vs. Ole Miss	W, 5-2
3/31		SOUTH CAROLINA	W, 2-1
3/31		SOUTH CAROLINA	W, 4-3
4/1		SOUTH CAROLINA	W, 8-7 (8)
4/4		at Samford	L, 0-3
4/6		OLE MISS	L, 2-3
4/7		OLE MISS	W, 7-4
4/7		OLE MISS	W, 8-0 (6)
4/12		SOUTHERN MISS	W, 9-2
4/14		#6 LSU	L, 1-4 (9)
4/14		#6 LSU	L, 3-4 (9)
4/17		UAB	W, 4-1
4/18		at Mississippi Valley State	L, 3-5
4/21		at Georgia	L, 2-5
4/21		at Georgia	W, 13-9 (8)
4/22		at Georgia	W, 12-5
4/24		at Southern Miss	W, 10-6
4/27		at #20 Florida	W, 4-3
4/27		at #20 Florida	L, 1-2
4/28		at #20 Florida	L, 2-3 (9)
5/4		ARKANSAS	W, 3-1
5/4		ARKANSAS	L, 8-11
5/5		ARKANSAS	W, 8-0 (5)
5/10	~	vs. #25 Florida	L, 0-3
5/18	^	Pacific	W, 7-1
5/19	^	#4 Arizona	L, 0-8
5/19	^	Pacific	L, 10-12

\$ Bulldog Round-Robin (Starkville); ! UNLV Desert Classic (Las Vegas, Nev.); + NFCA Leadoff Classic (Columbus, Ga.); % UTC Frost Classic (Chattanooga, Tenn.); @ M&F Bank Classic (Ridgeland, Miss.); ~ SEC Tournament (Auburn, Ala.); ^ NCAA Tucson Regional (Tucson, Ariz.).

### 2008

Overall Record: 41-22

13-14 SEC (Seventh, Fourth SEC West)

NCAA Regional

Home: 20-8 • Away: 10-6 • Neutral: 11-8

2/8	\$	#20 Oregon	W, 3-0
2/8	\$	Cal State Northridge	W, 4-2
2/9	\$	UC Riverside	W, 8-0 (5)
2/9	\$	San Diego State	W, 8-0 (6)
2/10	\$	California	W, 4-1 (9)
2/13		MISSISSIPPI VALLEY STATE	W, 10-0 (5)
2/15	!	WRIGHT STATE	W, 4-0
2/15	!	SOUTHERN ILLINOIS	W, 7-3
2/16	!	FORDHAM	W, 6-5 (8)
2/16	!	WRIGHT STATE	W, 5-2
2/17		SOUTHERN ILLINOIS	W, 4-3
2/23	+	Western Kentucky	L, 1-2
2/23	+	Austin Peay	W, 12-4 (6)
2/24	+	Western Kentucky	L, 2-4
2/24	+	at Mercer	W, 5-3
2/29	%	North Carolina State	W, 4-0
2/29	%	#11 Michigan	L, 0-2
3/1	%	Syracuse	W, 8-2
3/1	%	UC Santa Barbara	L, 2-5 (8)
3/2	%	UMass	W, 3-2
3/4		UAB	W, 7-0
3/7	&	CHARLESTON SOUTHERN	W, 19-2 (5)
3/8	&	AUSTIN PEAY	W, 3-1
3/8	&	CHARLESTON SOUTHERN	W, 5-1
3/9	&	LOUISIANA TECH	W, 5-2
3/11		at Auburn	W, 8-3
3/11		at Auburn	L, 4-5 (9)
3/12		at Auburn	L, 0-8 (5)
3/15		#2 ALABAMA	L, 0-2
3/15		#2 ALABAMA	L, 2-4
3/16		#2 ALABAMA	L, 0-3
3/18		at Southern Miss	W, 9-0 (5)
3/21		at Ole Miss	W, 5-3
3/21		at Ole Miss	W, 3-2
3/22		at Ole Miss	W, 8-3
3/26		at #8 LSU	L, 2-5
3/26		at #8 LSU	L, 1-2
3/29	#	MISSISSIPPI VALLEY STATE	W, 10-1 (5)
3/29	#	GEORGETOWN	W, 8-0 (5)
3/30	#	GEORGETOWN	W, 7-2
3/30	#	MISSISSIPPI VALLEY STATE	W, 12-0 (5)
4/3		KENTUCKY	W, 1-0
4/3		KENTUCKY	W, 8-0 (5)
4/5		#3 FLORIDA	L, 0-5
4/5		#3 FLORIDA	L, 2-7
4/6		#3 FLORIDA	L, 0-5
4/8	@	Ole Miss	L, 1-2
4/12		at South Carolina	W, 1-0
4/12		at South Carolina	W, 3-1
4/13		at South Carolina	W, 9-1 (6)
4/17	*	U.S. Olympic Team	L, 0-13 (6)
4/19		#21 GEORGIA	W, 10-0 (5)
4/19		#21 GEORGIA	L, 2-6
4/20		#21 GEORGIA	W, 7-4
4/23		SOUTHERN MISS	W, 5-2
4/26		#10 TENNESSEE	W, 2-1
4/26		#10 TENNESSEE	L, 6-8
5/3		at Arkansas	L, 1-3
5/3		at Arkansas	W, 9-1 (5)
5/4		at Arkansas	L, 6-7
5/8	~	Alabama	L, 0-1
5/16	^	#23 Hawaii	L, 7-9
5/17	^	Stony Brook	W, 8-3
5/17	^	#23 Hawaii	L, 4-7

\$ Cathedral City Kickoff (Cathedral City, Calif.); ! Bulldog Round-Robin (Starkville); + Mercer Wingate Inn Classic (Macon, Ga.); % NFCA Leadoff Classic (Columbus, Ga.); & Bulldog Classic (Starkville); # Bully Bash (Starkville); @ M&F Bank Classic (Ridgeland, Miss.); \* Bound 4 Beijing Tour Exhibition Game (Ridgeland, Miss.); ~ SEC Tournament (Auburn, Ala.); ^ NCAA Tempe Regional (Tempe, Ariz.).





# MISSISSIPPI STATE SOFTBALL



\*Southeastern Conference game; rankings are coaches poll at time of contest; all games seven innings unless noted

## YEAR-BY-YEAR RESULTS

### 2009

Overall Record: 28-28  
13-14 SEC (Ninth, Fifth SEC West)

NCAA Regional

Home: 17-10 • Away: 7-12 • Neutral: 4-6

2/6	%	KENNESAW STATE	L, 0-4
2/7	%	LOUISIANA-MONROE	W, 5-3
2/7	%	IONA	W, 10-0 (5)
2/8	%	LOUISIANA-MONROE	W, 12-5
2/11		SOUTHERN MISS	L, 3-7
2/13	^	#23 Purdue	W, 4-3
2/14	^	Miami (Ohio)	W, 3-0
2/15	^	at Florida State	W, 5-4
2/20	#	RUTGERS	W, 6-0
2/21	#	EVANSVILLE	W, 7-0
2/21	#	SIU-EDWARDSVILLE	W, 3-0
2/22	#	SIU-EDWARDSVILLE	W, 2-0
2/25		at Mississippi Valley State	W, 10-4
2/27	\$	#20 Ohio State	L, 0-7
3/5	!	Florida Gulf Coast	L, 3-8
3/5	!	Santa Clara	W, 11-3
3/6	!	Oregon State	L, 0-2
3/6	!	at Hawaii	W, 14-11
3/7	!	Mount St. Mary's	W, 6-1
3/8	!	Radford	L, 1-3
3/14		at #2 Alabama	L, 0-4
3/14		at #2 Alabama	L, 1-7
3/15		at #2 Alabama	L, 2-3
3/17		ARKANSAS	L, 3-8 (8)
3/17		ARKANSAS	L, 1-5
3/18		ARKANSAS	L, 2-3
3/21		#20 LSU	L, 4-5
3/21		#20 LSU	L, 1-4
3/22		#20 LSU	L, 5-7
3/24		at UAB	W, 9-7
3/28		at #9 Tennessee	W, 5-4
3/28		at #9 Tennessee	L, 0-8 (5)
3/29		at #9 Tennessee	W, 10-6
4/1	+	Ole Miss	L, 3-8
4/4		at #1 Florida	L, 2-11 (5)
4/4		at #1 Florida	L, 2-6
4/5		at #1 Florida	L, 0-3
4/8		SOUTH ALABAMA	W, 5-2
4/9		JACKSON STATE	W, 9-0 (5)
4/9		JACKSON STATE	W, 3-0
4/15		at #6 Georgia	L, 0-10 (5)
4/15		at #6 Georgia	W, 3-1 (10)
4/18		SOUTH CAROLINA	W, 4-2
4/18		SOUTH CAROLINA	L, 0-2
4/19		SOUTH CAROLINA	W, 10-2 (6)
4/22		AUBURN	W, 2-1 (10)
4/22		AUBURN	L, 3-8
4/24		at Kentucky	L, 3-10
4/24		at Kentucky	L, 1-4
4/25		at Kentucky	L, 7-8
5/2		OLE MISS	W, 6-2
5/2		OLE MISS	W, 8-0 (5)
5/8		MISSISSIPPI VALLEY STATE	W, 10-2 (5)
5/8		MISSISSIPPI VALLEY STATE	W, 4-1
5/15	~	#14 California	L, 3-8
5/16	~	#16 Florida State	L, 0-5

% Bulldog Round-Robin (Starkville); ^ Sunshine Classic (Tallahassee, Fla.); # Bulldog Classic (Starkville); \$ NFCA Leadoff Classic (Columbus, Ga.); ! Pepsi Malahini Kipa Aloha Tournament (Honolulu, Hawaii); + M&F Bank Fastpitch Classic (Madison, Miss.); ~ NCAA Tallahassee Regional (Tallahassee, Fla.).

### 2010

Overall Record: 26-29  
7-20 SEC (10th, Sixth SEC West)

Home: 11-12 • Away: 7-12 • Neutral: 8-5

2/13	!	UAB	W, 4-0
2/13	!	STEPHEN F. AUSTIN	W, 8-0 (5)
2/14	!	STEPHEN F. AUSTIN	W, 5-0
2/14	!	UAB	W, 6-2
2/19	\$	Louisiana-Monroe	W, 4-0
2/19	\$	#21 Texas A&M	L, 0-9 (5)
2/20	\$	Oregon State	W, 13-3
2/20	\$	#21 Texas A&M	L, 4-13 (5)
2/21	\$	Oregon State	W, 6-5 (8)
2/26	^	#20 UMass	L, 6-7 (9)
2/26	^	Hofstra	L, 1-2
2/27	^	North Carolina State	L, 3-4
2/27	^	Maryland	W, 5-4
2/28	^	Illinois State	W, 9-3
3/3		#7 MICHIGAN	L, 0-3
3/5	%	TROY	W, 8-0 (5)
3/6	%	MISSISSIPPI VALLEY STATE	W, 11-1 (5)
3/6	%	WRIGHT STATE	W, 7-2
3/7	%	TROY	W, 4-3
3/9		#19 TENNESSEE	L, 4-8
3/9		#19 TENNESSEE	W, 5-4
3/10		#19 TENNESSEE	L, 4-10
3/12	+	Colorado State	L, 5-6 (8)
3/13	+	Georgetown	W, 7-6
3/13	+	East Tennessee State	W, 9-0 (5)
3/14	+	Cal State Northridge	L, 6-13
3/14	+	Fresno State	L, 3-11 (5)
3/17		at Southern Miss	W, 14-0
3/20		at Ole Miss	L, 4-6
3/20		at Ole Miss	L, 2-9
3/21		at Ole Miss	W, 11-5
3/24		at Mississippi Valley State	W, 9-6
3/27		at Arkansas	L, 2-7
3/27		at Arkansas	L, 6-11
3/28		at Arkansas	L, 13-18
3/31		SOUTHERN	W, 4-1
4/2		KENTUCKY	L, 4-5
4/2		KENTUCKY	L, 0-2
4/3		KENTUCKY	W, 1-0
4/7	#	at Mississippi Valley State	W, 9-1 (5)
4/10		at #14 LSU	L, 1-2
4/10		at #14 LSU	L, 3-8
4/11		at #14 LSU	L, 1-6
4/13		GEORGIA	L, 0-3
4/13		GEORGIA	L, 6-7
4/17		at South Carolina	W, 2-1
4/17		at South Carolina	L, 4-8
4/18		at South Carolina	W, 3-1
4/21		at Auburn	W, 3-2
4/21		at Auburn	W, 2-1
5/1		#6 FLORIDA	L, 0-8 (5)
5/1		#6 FLORIDA	L, 1-9 (5)
5/8		#3 ALABAMA	L, 1-10 (6)
5/8		#3 ALABAMA	L, 2-8
5/9		#3 ALABAMA	L, 1-6

! Bulldog Round-Robin (Starkville); \$ Aggie Classic (College Station, TX); ^ NFCA Leadoff Classic (Columbus, Ga.); % Bulldog Classic (Starkville); + Bayer Cropsience Classic (Fresno, Calif.); # M&F Bank Fastpitch Classic (Ridgeland, Miss.).

### 2011

Overall Record: 24-32  
10-19 SEC (Eighth, Fourth SEC West)

Home: 17-7 • Away: 3-16 • Neutral: 4-9

2/11	!	Illinois-Chicago	L, 4-5
2/11	!	at UNLV	L, 9-10 (9)
2/12	!	#11 Washington	L, 5-18 (5)
2/12	!	UC Riverside	L, 6-7
2/13	!	Illinois-Chicago	W, 5-2
2/18	#	LOUISIANA TECH	W, 3-2
2/19	#	BUTLER	W, 2-0
2/19	#	SOUTHERN ILLINOIS	W, 10-8
2/20	#	SOUTHERN ILLINOIS	L, 4-9
2/23		SOUTHERN MISS	W, 6-4
2/25	^	Bowling Green	W, 3-2
2/25	^	Mercer	L, 5-6
2/26	^	Georgia State	L, 5-8
2/26	^	Kennesaw State	L, 2-3
2/27	^	Purdue	L, 0-5
3/1		UAB	L, 0-8 (6)
3/6	\$	#22 TEXAS A&M	W, 7-3
3/6	\$	MISS. VALLEY STATE	W, 8-0 (5)
3/9		SOUTH CAROLINA	W, 2-1
3/9		SOUTH CAROLINA	W, 11-5
3/11	%	Florida State	W, 9-8 (10)
3/12	%	North Carolina	L, 4-12 (5)
3/12	%	Florida State	W, 8-7
3/13	%	North Carolina	L, 2-8
3/16		at #2 Florida	L, 0-8 (5)
3/16		at #2 Florida	L, 1-18 (5)
3/18		ARKANSAS	W, 3-0
3/19		ARKANSAS	W, 2-4
3/20		ARKANSAS	W, 6-5
3/25		at #23 Kentucky	L, 6-12
3/26		at #23 Kentucky	L, 0-8 (5)
3/27		at #23 Kentucky	L, 0-5
3/29		ALCORN STATE	W, 11-2 (5)
3/29		ALCORN STATE	W, 10-1 (5)
4/1		OLE MISS	L, 0-6
4/2		OLE MISS	W, 3-0
4/3		OLE MISS	W, 9-3
4/6	+	Southern Miss	L, 4-14 (5)
4/8		#22 AUBURN	W, 4-3
4/9		#22 AUBURN	L, 3-5
4/10		#22 AUBURN	L, 4-5 (8)
4/12		at Mississippi Valley State	W, 5-1
4/15		at #3 Alabama	L, 2-6
4/16		at #3 Alabama	L, 3-13 (6)
4/17		at #3 Alabama	L, 2-5
4/19		MISSISSIPPI VALLEY STATE	W, 9-1 (6)
4/21		at #4 Tennessee	L, 0-2
4/22		at #4 Tennessee	L, 0-8 (6)
4/23		at #4 Tennessee	W, 3-2
4/29		#21 LSU	L, 2-4
4/30		#21 LSU	L, 6-7
5/1		#21 LSU	L, 1-3
5/6		at #7 Georgia	W, 8-6
5/7		at #7 Georgia	L, 3-4
5/8		at #7 Georgia	L, 2-10 (5)
5/12	@	#4 ALABAMA	L, 1-5

! Sportco Kickoff Classic (Las Vegas, Nev.); # Bulldog Round-Robin (Starkville); ^ Phyllis Rafter Memorial (Kennesaw, Ga.); \$ Bulldog Classic (Starkville); % SEC/ACC Challenge (Tuscaloosa, Ala.); + M&F Bank Fastpitch Classic (Madison, Miss.); @ SEC Tournament (Oxford, Miss.).



# MISSISSIPPI STATE SOFTBALL



\*Big 12 Conference game; rankings are coaches poll at time of contest; all games seven innings unless noted

## YEAR-BY-YEAR RESULTS

### 2012

Overall Record: 33-24  
12-16 SEC (Eighth, Fourth SEC West)

NCAA Regional

Home: 16-11 • Away: 13-7 • Neutral: 4-6

2/9	!	at South Alabama	W, 7-2
2/10	!	Lipscomb	W, 3-1
2/11	!	Jacksonville State	W, 8-1
2/12	!	Memphis	W, 9-6
2/14		at Samford	W, 6-3
2/17	#	SIU-EDWARDSVILLE	L, 4-5
2/19	#	SIU-EDWARDSVILLE	W, 5-0
2/19	#	MISSISSIPPI VALLEY STATE	W, 3-2
2/24	^	#17 Louisiana-Lafayette	L, 3-6
2/24	^	South Florida	L, 0-1
2/25	^	#20 Georgia Tech	W, 5-3
2/25	^	DePaul	L, 2-3
2/26	^	#12 Michigan	L, 1-3
2/29		at Jackson State	W, 11-2 (6)
3/2	\$	COLUMBIA	W, 11-1 (5)
3/2	\$	LOUISIANA TECH	W, 8-0 (5)
3/3	\$	COLUMBIA	W, 12-4 (6)
3/3	\$	EASTERN ILLINOIS	W, 8-0 (5)
3/4	\$	SAMFORD	W, 11-5
3/7		#3 FLORIDA	L, 0-1
3/7		#3 FLORIDA	L, 5-8
3/9		#7 GEORGIA	W, 5-3
3/10		#7 GEORGIA	L, 0-2
3/11		#7 GEORGIA	L, 0-5
3/13		at South Carolina	W, 10-6
3/13		at South Carolina	W, 9-0 (5)
3/16		at LSU	L, 7-10
3/17		at LSU	L, 1-3
3/18		at LSU	L, 0-4
3/20		UAB	W, 4-3
3/23		#12 TENNESSEE	L, 0-8 (5)
3/24		#12 TENNESSEE	L, 3-10
3/25		#12 TENNESSEE	L, 0-8 (5)
3/28		at Mississippi Valley State	W, 4-3 (8)
3/30		#2 ALABAMA	L, 4-5
3/31		#2 ALABAMA	L, 2-4
4/1		#2 ALABAMA	L, 3-9
4/6		at Arkansas	W, 2-1
4/6		at Arkansas	W, 7-2
4/7		at Arkansas	L, 2-13 (5)
4/10		JACKSON STATE	W, 12-3 (5)
4/13		at Ole Miss	W, 5-3
4/14		at Ole Miss	W, 2-1
4/15		at Ole Miss	W, 10-3
4/20		KENTUCKY	W, 4-3
4/21		KENTUCKY	W, 2-1 (8)
4/22		KENTUCKY	W, 3-2
4/24		MEMPHIS	W, 9-1 (6)
4/25		at Southern Miss	W, 1-0
4/28		TENNESSEE TECH	W, 6-2
4/28		TENNESSEE TECH	W, 5-1
5/4		at Auburn	W, 3-1
5/5		at Auburn	L, 1-4
5/6		at Auburn	L, 1-2
5/10	@	#3 Alabama	L, 2-5
5/17	%	BYU	L, 3-4 (9)
5/18	%	Portland State	L, 0-2

! Mardi Gras Invitational (Mobile, Ala.); # Bulldog Round-Robin (Starkville); ^ NFCA Leadoff Classic (Clearwater, Fla.); \$ Bulldog Classic (Starkville); @ SEC Tournament (Tuscaloosa, Ala.); % NCAA Tournament (Eugene, Ore.)

### 2013

Overall Record: 33-24  
8-16 SEC (11th, Fifth SEC West)

NCAA Regional

Home: 14-9 • Away: 8-13 • Neutral: 10-2

2/7	!	SOUTH ALABAMA	L, 2-3
2/8	!	TROY	W, 5-2
2/9	!	TENNESSEE STATE	W, 8-0 (6)
2/9	!	GEORGIA STATE	W, 9-1 (5)
2/13		at #15 Louisiana	L, 1-9 (6)
2/16	#	WESTERN KENTUCKY	W, 1-0
2/16	#	NORTHWESTERN STATE	L, 5-10
2/17	#	MURRAY STATE	W, 4-1
2/17	#	LIPSCOMB	W, 4-3 (10)
2/23	^	vs. Belmont	L, 3-4
2/23	^	vs. Wichita State	W, 4-0
2/24	^	vs. SE Missouri State	W, 8-4
2/24	^	vs. SIU-Edwardsville	W, 1-0
3/1	\$	vs. Maryland	W, 4-3
3/1	\$	vs. Hofstra	W, 9-1 (6)
3/2	\$	vs. LIU-Brooklyn	W, 2-0
3/2	\$	vs. Fordham	W, 8-0
3/3	\$	vs. Syracuse	W, 4-1
3/6		MEMPHIS	W, 8-1
3/8		#12 LSU	L, 0-1 (14)
3/9		#12 LSU	W, 2-1
3/10		#12 LSU	L, 2-9
3/12		at Jacksonville State	W, 7-2
3/14		at College of Charleston	W, 8-0 (5)
3/14		at College of Charleston	W, 12-1 (5)
3/15		at Charleston Southern	W, 12-4 (5)
3/22		at #21 Kentucky	L, 4-5
3/23		at #21 Kentucky	L, 2-3
3/23		at #21 Kentucky	L, 0-7
3/26		at UAB	L, 1-2
3/29		AUBURN	L, 3-8
3/29		AUBURN	L, 5-7
3/30		AUBURN	W, 4-3
4/2		JACKSON STATE	W, 2-0
4/3		vs. UAB	W, 3-2
4/5		at #3 Florida	L, 1-9 (6)
4/6		at #3 Florida	L, 2-4
4/7		at #3 Florida	W, 6-5
4/12		OLE MISS	W, 5-1
4/13		OLE MISS	W, 6-5
4/14		OLE MISS	W, 8-0 (6)
4/16		at Samford	W, 13-1 (5)
4/19		at #4 Alabama	W, 3-2
4/20		at #4 Alabama	L, 3-11
4/21		at #4 Alabama	L, 8-9
4/22		vs. Middle Tennessee State	W, 8-1
4/24		MISSISSIPPI VALLEY STATE	W, 1-0
4/26		SOUTH CAROLINA	L, 3-8
4/27		SOUTH CAROLINA	L, 0-3
4/28		SOUTH CAROLINA	L, 4-5
5/3		at #14 Texas A&M	L, 2-5
5/4		at #14 Texas A&M	W, 6-2
5/5		at #14 Texas A&M	L, 2-4
5/6		at Houston	L, 5-6
5/17	&	vs. #19 Florida State	L, 2-5
5/18	&	vs. Mississippi Valley State	W, 2-1
5/18	&	at #15 South Alabama	L, 0-3

! Bulldog Kickoff Classic (Starkville); # Bulldog Battle (Starkville); ^ Blues City Classic (Southaven, Miss.); \$ Citrus Classic (Orlando, Fla.); & NCAA Tournament (Mobile, Ala.)

### 2014

Overall Record: 39-21  
10-14 SEC (10th)

NCAA Regional

Home: 20-7 • Away: 10-10 • Neutral: 9-4

2/7	#	MISS. VALLEY STATE	W, 8-0 (5)
2/7	#	NORTHERN KENTUCKY	W, 12-1 (5)
2/8	#	NORTHERN KENTUCKY	W, 6-1
2/8	#	JACKSONVILLE STATE	W, 9-1 (6)
2/9	#	JACKSONVILLE STATE	W, 8-0 (5)
2/13	&	at FAU-1	W, 2-1
2/13	&	at FAU-2	W, 5-0
2/14	&	vs. LIU-Brooklyn	W, 5-1
2/14	&	vs. Maryland	W, 3-1
2/15	&	vs. LIU-Brooklyn	W, 1-0 (11)
2/19		CENTRAL ARKANSAS	W, 6-0
2/21		IOWA	W, 2-0
2/22		IOWA	W, 5-0
2/23		IOWA	W, 9-1 (5)
2/28	\$	vs. UTSA	W, 6-0
2/28	\$	vs. #12 Baylor	L, 0-1 (8)
3/1	\$	vs. Memphis	W, 3-2
3/1	\$	vs. Nicholls St.	W, 7-0
3/2	\$	vs. Ohio	W, 2-1
3/2	\$	vs. Texas St.	W, 2-1
3/4		UAB	L, 3-5
3/7	*	#8 KENTUCKY	L, 0-4
3/8	*	#8 KENTUCKY	W, 2-1
3/9	*	#8 KENTUCKY	L, 0-5
3/11		at Kennesaw State	L, 1-2 (8)
3/12		at Georgia State	W, 16-9
3/14	*	at #15 Georgia	L, 0-1
3/15	*	at #15 Georgia-1	L, 2-11 (5)
3/15	*	at #15 Georgia-2	L, 1-9 (5)
3/18		at Memphis	W, 2-1
3/21	*	at #21 Auburn	L, 3-11 (6)
3/22	*	at #21 Auburn	L, 2-5
3/23	*	at #21 Auburn	W, 5-2
3/25		SOUTHEASTERN LA.	W, 2-1
3/26		SAMFORD	W, 9-1 (6)
3/29		MARSHALL-1	W, 4-0
3/29		MARSHALL-2	W, 2-0
3/30		MARSHALL	W, 9-1 (5)
4/1		at Miss. Valley State	W, 13-0 (5)
4/4	*	#16 MISSOURI	L, 0-6
4/5	*	#16 MISSOURI-1	W, 9-3
4/5	*	#16 MISSOURI-2	L, 1-8
4/9		at #15 South Alabama	L, 2-3
4/11	*	#3 ALABAMA	L, 1-5
4/12	*	#3 ALABAMA	W, 4-2
4/13	*	#3 ALABAMA	W, 4-3 (10)
4/15		at Jackson State	W, 6-4
4/18	*	at #4 Tennessee	W, 2-0
4/19	*	at #4 Tennessee	L, 5-11
4/20	*	at #4 Tennessee	W, 11-7
4/25	*	ARKANSAS	L, 4-6
4/26	*	ARKANSAS	W, 18-7 (5)
4/27	*	ARKANSAS	W, 8-0 (6)
5/2	*	at #25 LSU	L, 5-6
5/3	*	at #25 LSU	L, 0-8 (6)
5/4	*	at #25 LSU	W, 4-3
5/7	^	vs. #16 Kentucky	L, 3-4 (9)
5/16	%	vs. Texas	L, 0-1
5/17	%	vs. Texas Southern	W, 5-3
5/17	%	vs. Texas	L, 3-4

# Bulldog Kickoff Classic (Starkville); & FAU Strike Out Cancer Tournament (Boca Raton, Fla.); \$ Mississippi Gulf Coast Softball Classic (Gulfport, Miss.); ^ SEC Tournament (Columbia, S.C.); % NCAA Lafayette Regional (Lafayette, La.)



## YEAR-BY-YEAR RESULTS

## 2015

Overall Record: 36-21

10-14 SEC (Tenth, Fifth SEC West)

NCAA Regional

Home: 20-10 • Away: 12-7 • Neutral: 4-4

2/5	!	MISSISSIPPI VALLEY STATE	W, 8-0 (6)
2/6	!	MIDDLE TENNESSE	W, 9-1 (5)
2/7	!	SAINT LOUIS	W, 3-2
2/7	!	AUSTIN PEAY	W, 8-0 (5)
2/8	!	SAINT LOUIS	W, 8-3
2/12	#	LOUISIANA TECH	W, 6-4
2/13	#	ILLINOIS	W, 9-8
2/14	#	UT-MARTIN	W, 4-2
2/14	#	LAMAR	W, 7-1
2/14	#	ILLINOIS	L, 3-4
2/24		SOUTHEASTERN LOUISIANA	W, 4-3
2/24		PENN STATE (DH-1)	W, 9-3
2/25		PENN STATE (DH-2)	W, 10-5 (6)
2/25		PENN STATE	W, 10-2 (5)
2/26		UAB	L, 4-5 (8)
2/27	^	Minnesota	L, 0-5
2/27	^	Maryland	W, 6-2
3/01	^	Miami [OH]	W, 3-1
3/01	^	Notre Dame	W, 6-1
3/4		KENNESAW STATE	W, 4-2
3/6		#7 GEORGIA	L, 1-6
3/7		#7 GEORGIA	L, 1-9 (5)
3/8		#7 GEORGIA	W, 8-7 (9)
3/13		TEXAS A&M	W, 7-0
3/14		TEXAS A&M	W, 10-8
3/15		TEXAS A&M	W, 7-5
3/17		at Southeastern Louisiana	W, 16-1 (5)
3/20		at Ole Miss	W, 8-6
3/21		at Ole Miss (DH-1)	L, 7-8 (9)
3/21		at Ole Miss (DH-1)	L, 8-14
3/25		at Southern Miss (DH-1)	W, 10-0 (6)
3/25		at Southern Miss (DH-2)	W, 12-6
3/27		FLORIDA	L, 2-3
3/28		FLORIDA	L, 2-16
3/29		FLORIDA	W, 5-3
3/31		Lipscomb	W, 1-0
4/4		at Arkansas	W, 3-0
4/5		at Arkansas	W, 3-2
4/6		at Arkansas	W, 16-4 (6)
4/8		LSU	W, 9-4
4/10		MISSOURI	L, 0-8
4/11		MISSOURI	L, 3-10
4/12		MISSOURI	L, 0-8 (5)
4/15		at South Alabama	L, 2-3
4/17		TENNESSEE	L, 4-5
4/18		TENNESSEE	L, 2-4
4/19		TENNESSEE	L, 3-9 (6)
4/22		MEMPHIS	W, 11-3 (5)
4/25		at Georgia Southern	W, 6-2
4/26		at Georgia Southern	W, 7-5 (9)
5/1		at South Carolina	L, 3-6
5/2		at South Carolina	W, 9-6
5/3		at South Carolina	W, 9-1 (6)
5/10	@	Missouri	L, 0-9 (6)
5/15	%	Baylor	L, 4-8
5/16	%	Weber State	W, 2-0
5/17	%	Baylor	L, 0-2

! Bulldog Kickoff (Starkville); # February Freezer (Starkville); Citrus Classic (Orlando, Fla.); \$ Bulldog Classic (Starkville); @ SEC Tournament (Baton Rouge, La.); % NCAA Regional (Lafayette, La.)



## ALL-TIME GAMES AGAINST RANKED OPPONENTS

Date	Opponent	Ranking	Result (Inn.)	Date	Opponent	Ranking	Result (Inn.)	Date	Opponent	Ranking	Result (Inn.)
May 17, 2015	Baylor	18	L, 0-2	March 25, 2012	Tennessee	12	L, 0-8 (5)	April 26, 2008	Tennessee [2]	10	L, 6-8
May 15, 2015	Baylor	18	L, 4-8	March 24, 2012	Tennessee	12	L, 3-10	April 26, 2008	Tennessee [1]	10	W, 2-1
May 6, 2015	Missouri	13	L, 0-9 (6)	March 23, 2012	Tennessee	12	L, 0-8 (5)	April 20, 2008	Georgia	21	W, 7-4
April 19, 2015	Tennessee	12	L, 8-16 (6)	March 11, 2012	Georgia	7	L, 0-5	April 19, 2008	Georgia [2]	21	L, 2-6
April 18, 2015	Tennessee	12	L, 3-5	March 10, 2012	Georgia	7	L, 0-2	April 19, 2008	Georgia [1]	21	W, 10-0 (5)
April 17, 2015	Tennessee	12	L, 3-4	March 9, 2012	Georgia	7	W, 5-3	April 6, 2008	Florida	3	L, 0-5
April 15, 2015	South Alabama	22	L, 2-3	March 7, 2012	Florida [2]	3	L, 0-1	April 5, 2008	Florida [2]	3	L, 2-7
April 12, 2015	Missouri	21	L, 2-10 (5)	March 7, 2012	Florida [1]	3	L, 5-8	April 5, 2008	Florida [1]	3	L, 0-5
April 11, 2015	Missouri	21	W, 8-4	Feb. 26, 2012	Michigan	12	L, 1-3	March 26, 2008	LSU [2]	8	L, 1-2
April 10, 2015	Missouri	21	L, 2-3	Feb. 25, 2012	Georgia Tech	20	W, 5-3	March 26, 2008	LSU [1]	8	L, 2-5
April 8, 2015	LSU	1	W, 9-4	Feb. 24, 2012	Louisiana	17	L, 3-6	March 16, 2008	Alabama	2	L, 0-3
March 29, 2015	Florida	2	W, 5-3	May 12, 2011	Alabama	4	L, 1-5	March 15, 2008	Alabama [2]	2	L, 2-4
March 28, 2015	Florida	2	L, 2-16 (5)	May 8, 2011	Georgia	7	L, 2-10 (5)	March 15, 2008	Alabama [1]	2	L, 0-2
March 27, 2015	Florida	2	L, 2-3	May 7, 2011	Georgia	7	L, 3-4	Feb. 29, 2008	Michigan	11	L, 0-2
March 15, 2015	Texas A&M	19	W, 7-5	May 6, 2011	Georgia	7	W, 8-6	Feb. 8, 2008	Oregon	20	W, 3-0
March 14, 2015	Texas A&M	19	L, 8-10	May 1, 2011	LSU	21	L, 1-3	May 19, 2007	Arizona	4	L, 0-8
March 13, 2015	Texas A&M	19	W, 7-0	April 30, 2011	LSU	21	L, 6-7	May 10, 2007	Florida	25	L, 0-3
March 8, 2015	Georgia	8	W, 8-7 (9)	April 29, 2011	LSU	21	L, 2-4	April 28, 2007	Florida	20	L, 2-3 (9)
March 7, 2015	Georgia	8	L, 1-9 (5)	April 24, 2011	Tennessee	4	W, 3-2	April 27, 2007	Florida [2]	20	L, 1-2
March 6, 2015	Georgia	8	L, 1-6	April 23, 2011	Tennessee	4	L, 0-8 (6)	April 27, 2007	Florida [1]	20	W, 4-3
March 1, 2015	Notre Dame	23	W, 6-1	April 22, 2011	Tennessee	4	L, 0-2	April 14, 2007	LSU [2]	6	L, 3-4 (9)
Feb. 27, 2015	Minnesota	11	L, 0-5	April 17, 2011	Alabama	3	L, 2-5	April 14, 2007	LSU [1]	6	L, 1-4 (9)
May 7, 2014	Kentucky	16	L, 3-4 (9)	April 16, 2011	Alabama	3	L, 3-13 (6)	March 18, 2007	Tennessee	1	L, 1-5
May 4, 2014	LSU	25	W, 5-4	April 15, 2011	Alabama	3	L, 2-6	March 17, 2007	Tennessee [2]	1	L, 1-2 (8)
May 3, 2014	LSU	25	L, 0-8 (6)	April 10, 2011	Auburn	22	L, 4-5 (8)	March 17, 2007	Tennessee [1]	1	L, 0-3
May 2, 2014	LSU	25	L, 5-6	April 9, 2011	Auburn	22	L, 3-5	March 11, 2007	Alabama	3	L, 0-8 (6)
April 20, 2014	Tennessee	4	W, 11-7	April 8, 2011	Auburn	22	W, 4-3	March 10, 2007	Alabama [2]	3	L, 3-5
April 19, 2014	Tennessee	4	L, 5-11	March 27, 2011	Kentucky	24	L, 0-5	March 10, 2007	Alabama [1]	3	L, 2-10 (5)
April 18, 2014	Tennessee	4	W, 2-0	March 26, 2011	Kentucky	24	L, 0-8 (5)	Feb. 24, 2007	Nebraska	21	L, 6-7 (9)
April 13, 2014	Alabama	3	W, 4-3 (10)	March 25, 2011	Kentucky	24	L, 6-12	Feb. 23, 2007	Florida State	20	L, 2-4
April 12, 2014	Alabama	3	W, 4-2	March 16, 2011	Florida [2]	2	L, 1-18 (5)	Feb. 16, 2007	California	10	W, 9-0 (6)
April 11, 2014	Alabama	3	L, 1-5	March 16, 2011	Florida [1]	2	L, 0-8 (5)	April 29, 2006	Alabama [2]	4	L, 3-6
April 5, 2014	Missouri [2]	16	L, 1-8	March 6, 2011	Texas A&M	22	W, 7-3	April 29, 2006	Alabama [1]	4	L, 4-5 (8)
April 5, 2014	Missouri [1]	16	W, 9-3	Feb. 12, 2011	Washington	10	L, 5-18 (5)	April 23, 2006	Tennessee	4	L, 0-10 (5)
April 4, 2014	Missouri	16	L, 0-6	May 9, 2010	Alabama	3	L, 1-6	April 22, 2006	Tennessee [2]	4	L, 1-3
March 23, 2014	Auburn	21	W, 5-2	May 8, 2010	Alabama [2]	3	L, 2-8	April 22, 2006	Tennessee [1]	4	L, 1-2
March 22, 2014	Auburn	21	L, 2-5	May 8, 2010	Alabama [1]	3	L, 1-10 (6)	April 20, 2006	LSU	11	L, 1-7
March 22, 2014	Auburn	21	L, 3-11 (6)	May 1, 2010	Florida [2]	6	L, 1-9 (5)	April 19, 2006	LSU [2]	11	L, 0-4
March 15, 2014	Georgia [2]	15	L, 1-9 (5)	May 1, 2010	Florida [1]	6	L, 0-8 (5)	April 19, 2006	LSU [1]	11	L, 0-5
March 15, 2014	Georgia [1]	15	L, 2-11 (5)	April 11, 2010	LSU	14	L, 1-6	April 15, 2006	Auburn	20	L, 3-5
March 14, 2014	Georgia	15	L, 0-1	April 10, 2010	LSU [2]	14	L, 3-8	April 14, 2006	Auburn [2]	20	L, 5-6
March 9, 2014	Kentucky	8	L, 0-5	April 10, 2010	LSU [1]	14	L, 1-2	April 14, 2006	Auburn [1]	20	L, 1-4
March 8, 2014	Kentucky	8	W, 2-1	March 20, 2010	Tennessee	19	L, 4-10	April 9, 2006	Georgia	10	L, 2-8
March 7, 2014	Kentucky	8	L, 0-4	March 9, 2010	Tennessee	19	L, 4-8	April 8, 2006	Georgia [2]	10	L, 0-8 (6)
Feb. 29, 2014	Baylor	12	L, 0-1 (8)	March 3, 2010	Michigan	7	L, 0-3	April 8, 2006	Georgia [1]	10	L, 0-3
May 18, 2013	South Alabama	15	L, 0-3	Feb. 26, 2010	Massachusetts	20	L, 6-7 (9)	March 12, 2006	UCLA	4	L, 0-3
May 17, 2013	Florida State	19	L, 2-5	Feb. 20, 2010	Texas A&M	21	L, 4-13 (5)	March 10, 2006	UCLA	4	L, 0-2
May 5, 2013	Texas A&M	14	L, 2-4	Feb. 19, 2010	Texas A&M	21	L, 0-9 (5)	March 5, 2006	Baylor	18	L, 1-3
May 4, 2013	Texas A&M	14	W, 6-2	May 16, 2009	Florida State	16	L, 0-5	March 4, 2006	Washington	13	L, 1-8
May 3, 2013	Texas A&M	14	L, 2-5	May 15, 2009	California	14	L, 3-8	March 3, 2006	Baylor	18	L, 0-1
April 21, 2013	Alabama	4	L, 8-9	April 15, 2009	Georgia [2]	6	W, 3-1 (10)	March 3, 2006	Washington	13	W, 3-0
April 20, 2013	Alabama	4	L, 3-11	April 15, 2009	Georgia [1]	6	L, 0-10 (5)	May 22, 2005	Texas	5	L, 0-2
April 19, 2013	Alabama	4	W, 3-2	April 5, 2009	Florida	1	L, 0-3	May 21, 2005	Texas	5	L, 0-2
April 7, 2013	Florida	3	W, 6-5	April 4, 2009	Florida [2]	1	L, 2-6	May 14, 2005	Tennessee	11	L, 0-3
April 6, 2013	Florida	3	L, 2-4	April 4, 2009	Florida [1]	1	L, 2-11 (5)	May 12, 2005	Alabama	9	L, 0-5
April 5, 2013	Florida	3	L, 1-9 (6)	March 29, 2009	Tennessee	9	W, 10-6	April 24, 2005	Florida	16	W, 3-0
March 24, 2013	Kentucky	21	L, 0-7	March 28, 2009	Tennessee [2]	9	L, 1-4	April 23, 2005	Florida [2]	16	L, 4-12 (5)
March 23, 2013	Kentucky	21	L, 2-3	March 28, 2009	Tennessee [1]	9	W, 5-4	April 23, 2005	Florida [1]	16	L, 0-4
March 22, 2013	Kentucky	21	L, 4-5	March 22, 2009	LSU	20	L, 5-7	April 10, 2005	Alabama	10	L, 1-9 (5)
March 10, 2013	LSU	12	L, 2-9	March 21, 2009	LSU [2]	20	L, 1-4	April 9, 2005	Alabama [2]	10	L, 1-4
March 9, 2013	LSU	12	W, 2-1	March 21, 2009	LSU [1]	20	L, 4-5	April 9, 2005	Alabama [1]	10	L, 0-8 (5)
March 8, 2013	LSU	12	L, 0-1 (14)	March 15, 2009	Alabama	2	L, 2-3	April 3, 2005	Auburn	23	L, 4-6
Feb. 13, 2013	Louisiana	15	L, 1-9 (6)	March 14, 2009	Alabama [2]	2	L, 1-7	April 2, 2005	Auburn [2]	23	W, 4-3
May 10, 2012	Alabama	3	L, 2-5	March 14, 2009	Alabama [1]	2	L, 0-4	April 2, 2005	Auburn [1]	23	L, 2-10 (5)
April 1, 2012	Alabama	2	L, 3-9	Feb. 27, 2009	Ohio State	20	L, 0-7	March 31, 2005	LSU	25	L, 1-4
March 31, 2012	Alabama	2	L, 2-4	Feb. 13, 2009	Purdue	23	W, 4-3	March 30, 2005	LSU [2]	25	W, 4-1
March 30, 2012	Alabama	2	L, 4-5	May 17, 2008	Hawai'i	23	L, 4-7	March 30, 2005	LSU [1]	25	W, 13-11
				May 16, 2008	Hawai'i	23	L, 7-9	March 20, 2005	Tennessee	6	L, 1-3





## ALL-TIME GAMES AGAINST RANKED OPPONENTS

March 19, 2005	Tennessee [2]	6	L, 4-8
March 19, 2005	Tennessee [1]	6	L, 0-1
March 13, 2005	Georgia	13	L, 1-7
March 12, 2005	Georgia [2]	13	L, 4-9
March 12, 2005	Georgia [1]	13	L, 0-8
Feb. 27, 2005	Oregon State	18	L, 5-6
Feb. 26, 2005	Pacific	20	L, 4-5
Feb. 25, 2005	California	1	L, 4-9
Feb. 12, 2005	Louisiana	5	L, 2-7
May 21, 2004	California	2	L, 1-2
May 15, 2004	Auburn	12	L, 3-4
May 14, 2004	Georgia	10	L, 2-11 (5)
May 8, 2004	Georgia Tech [2]	22	W, 1-0
May 8, 2004	Georgia Tech [1]	22	W, 10-2 (6)
April 24, 2004	Florida [2]	17	W, 9-5
April 24, 2004	Florida [1]	17	W, 7-4
April 10, 2004	Alabama	10	W, 10-5
April 9, 2005	Alabama [2]	10	W, 8-6
April 9, 2005	Alabama [1]	10	L, 0-10 (6)
April 3, 2004	Auburn	22	W, 3-2
April 2, 2004	Auburn [2]	22	L, 3-7
April 2, 2004	Auburn [1]	22	L, 2-3
March 21, 2004	Tennessee	14	L, 3-5 (8)
March 20, 2004	Tennessee [2]	14	L, 0-9 (6)
March 20, 2004	Tennessee [1]	14	L, 1-10
March 14, 2004	Georgia	6	L, 4-6
March 13, 2004	Georgia [2]	6	L, 0-9 (6)
March 13, 2004	Georgia [1]	6	W, 5-1
March 7, 2004	South Carolina	14	L, 4-7
March 6, 2004	South Carolina [2]	14	W, 8-0 (5)
March 6, 2004	South Carolina [1]	14	L, 1-2
March 4, 2004	LSU	3	L, 4-5
March 3, 2004	LSU [2]	3	L, 0-6
March 3, 2004	LSU [1]	3	L, 2-6
Feb. 14, 2004	Oklahoma State	21	L, 2-3
May 16, 2003	Nebraska	11	L, 0-8 (6)
May 16, 2003	Washington	8	L, 0-8 (6)
May 9, 2003	South Carolina	19	L, 1-2
May 8, 2003	Georgia	7	L, 0-3
April 27, 2003	Florida	21	L, 1-6
April 26, 2003	Florida [2]	21	W, 7-3
April 26, 2003	Florida [1]	21	W, 11-8
April 13, 2003	Alabama	17	W, 7-3
April 12, 2003	Alabama [2]	17	L, 5-8
April 12, 2003	Alabama [1]	17	L, 3-7
March 27, 2003	LSU	11	W, 6-2
March 26, 2003	LSU [2]	11	L, 13-15 (8)
March 26, 2003	LSU [1]	11	L, 3-4
March 16, 2003	Georgia	10	L, 0-9 (5)
March 15, 2003	Georgia [2]	10	W, 2-0
March 15, 2003	Georgia [1]	10	L, 2-8
March 9, 2003	South Carolina	13	L, 2-5
March 8, 2003	South Carolina [2]	13	L, 3-11 (6)
March 8, 2003	South Carolina [1]	13	W, 6-2
Feb. 9, 2003	Arizona	2	L, 2-9
Feb. 9, 2003	Texas A&M	24	W, 5-2
Feb. 8, 2003	Arizona State	13	L, 4-5
Feb. 8, 2003	Cal State Fullerton	10	L, 0-3
Feb. 7, 2003	Nebraska	4	L, 5-7
May 18, 2002	Louisiana	19	L, 3-10
May 16, 2002	Arizona State	4	L, 1-4
May 11, 2002	Georgia	25	L, 1-7
April 21, 2002	Alabama	15	L, 2-8
April 20, 2002	Alabama [2]	15	L, 4-8
April 20, 2002	Alabama [1]	15	L, 4-10
March 24, 2002	Georgia	21	W, 4-3
March 23, 2002	Georgia [2]	21	W, 2-1
March 23, 2002	Georgia [1]	21	L, 1-3

March 20, 2002	LSU	4	L, 0-4
March 19, 2002	LSU [2]	4	W, 8-7 (11)
March 19, 2002	LSU [1]	4	L, 3-9
March 17, 2002	South Carolina	24	W, 11-10 (9)
March 16, 2002	South Carolina [2]	24	L, 2-5
March 16, 2002	South Carolina [1]	24	L, 2-4
March 9, 2002	Stanford	3	L, 0-7
March 7, 2002	FAU	13	L, 0-6
March 3, 2002	Florida State	18	W, 2-0
Feb. 24, 2002	Fresno State	13	L, 1-3
Feb. 23, 2002	Alabama	18	L, 0-4
Feb. 22, 2002	Michigan	10	W, 3-2
Feb. 9, 2002	Arizona	1	W, 7-1
Feb. 8, 2002	Texas State	17	W, 8-1
May 11, 2001	LSU	3	L, 1-2
April 22, 2001	Alabama	7	L, 0-8 (6)
April 21, 2001	Alabama [2]	7	L, 2-3
April 21, 2001	Alabama [1]	7	L, 0-7
April 12, 2001	LSU	5	L, 1-2
April 11, 2001	LSU [2]	5	L, 0-5
April 11, 2001	LSU [1]	5	L, 0-8
March 18, 2001	South Carolina	17	L, 0-2
March 17, 2001	South Carolina [2]	17	W, 1-0
March 17, 2001	South Carolina [1]	17	L, 1-7
March 1, 2001	Michigan	18	L, 1-3
Feb. 10, 2001	Oregon State	16	L, 0-1 (8)
Feb. 9, 2001	Oregon State	16	L, 0-3
May 20, 2000	Washington	1	L, 1-4
May 13, 2000	Alabama	11	L, 3-4
April 22, 2000	Alabama [2]	10	L, 2-4
April 22, 2000	Alabama [1]	10	L, 0-9 (6)
April 21, 2000	Alabama [2]	10	L, 6-7 (9)
April 21, 2000	Alabama [1]	10	L, 2-5
April 8, 2000	LSU [2]	8	L, 1-7
April 8, 2000	LSU [1]	8	L, 4-9
April 7, 2000	LSU [2]	8	L, 4-8 (10)
April 7, 2000	LSU [1]	8	L, 0-8 (5)
April 5, 2000	Southern Miss [2]	10	W, 2-1
April 5, 2000	Southern Miss [1]	10	L, 0-2
March 24, 2000	South Carolina [2]	17	W, 6-2
March 24, 2000	South Carolina [1]	17	L, 1-2 (9)
March 12, 2000	South Carolina	18	L, 1-2 (8)
March 11, 2000	Illinois-Chicago	17	W, 4-2
March 9, 2000	North Carolina	25	W, 6-0
March 5, 2000	Stanford	9	L, 1-5
March 3, 2000	Stanford	9	W, 2-1 (9)
March 3, 2000	Oklahoma	5	L, 4-12 (6)
Feb. 11, 2000	Fresno State	3	L, 2-4
May 16, 1999	LSU	7	L, 0-2 (9)
May 15, 1999	South Carolina	14	W, 2-1
May 14, 1999	Tennessee	24	L, 2-4
May 2, 1999	Louisiana [2]	6	L, 2-4
May 2, 1999	Louisiana [1]	6	L, 1-7
April 10, 1999	LSU [2]	10	L, 4-5
April 10, 1999	LSU [1]	10	L, 2-5
April 9, 1999	LSU [2]	10	L, 1-5
April 9, 1999	LSU [1]	10	L, 0-1
March 26, 1999	South Carolina [2]	10	W, 5-2
March 26, 1999	South Carolina [1]	10	L, 0-1
March 7, 1999	Michigan	14	L, 3-4
March 5, 1999	Michigan	14	L, 3-9
Feb. 12, 1999	UCLA	4	L, 0-5
April 4, 1998	LSU [2]	14	L, 3-4
April 4, 1998	LSU [1]	14	L, 3-7
April 3, 1998	LSU [2]	14	L, 1-2
April 3, 1998	LSU [1]	14	W, 3-2
March 7, 1998	Michigan	2	L, 1-2 (8)
March 6, 1998	USF	7	L, 0-1

March 5, 1998	Iowa	16	L, 2-4
Feb. 21, 1998	Missouri	13	L, 4-7 (10)
March 22, 1997	South Carolina [2]	4	L, 3-5
March 22, 1997	South Carolina [1]	4	L, 0-4 (8)
April 28, 1985	South Carolina [2]	10	W, 5-4 (9)
April 28, 1985	South Carolina [1]	10	L, 3-7 (9)

## BREAKDOWNS

Year	Record	Ranking	Record
1985	1-1	1	2-8
1997	0-2	2	1-16
1998	1-7	3	3-24
1999	2-12	4	5-21
2000	5-16	5	0-7
2001	1-12	6	2-12
2002	8-15	7	2-11
2003	7-17	8	2-11
2004	9-17	9	3-3
2005	4-22	10	9-24
2006	1-19	11	1-10
2007	2-14	12	1-11
2008	4-11	13	2-11
2009	4-16	14	4-16
2010	0-14	15	0-8
2011	4-19	16	2-9
2012	2-13	17	7-6
2013	4-14	18	1-8
2014	8-15	19	2-6
2015	7-15	20	3-12
TOTAL	74-271	21	8-17
		22	5-5
		23	3-4
		24	2-6
		25	4-5
		TOTAL	74-271



## ALL-TIME EXTRA-INNING AND RUN-RULE GAMES

## EXTRA-INNING GAMES (52-53)

Date	Opponent	Innings	Result
April 26, 2015	Georgia Southern	9	W, 7-5
March 21, 2015	Ole Miss [1]	9	L, 7-8
March 8, 2015	No. 8 Georgia	9	W, 8-7
Feb. 24, 2015	UAB	8	L, 4-5
May 7, 2014	No. 16 Kentucky	9	L, 3-4
April 13, 2014	No. 3 Alabama	10	W, 4-3
March 11, 2014	Kennesaw State	8	L, 1-2
Feb. 28, 2014	No. 12 Baylor	8	L, 0-1
Feb. 15, 2014	LIU-Brooklyn	11	W, 1-0
March 22, 2013	No. 21 Kentucky	10	L, 4-5
March 8, 2013	No. 12 LSU	14	L, 0-1
Feb. 17, 2013	Lipscomb	10	W, 4-3
May 17, 2012	BYU	9	L, 3-4
April 21, 2012	Kentucky	8	W, 2-1
March 28, 2012	Mississippi Valley St.	8	W, 4-3
April 10, 2011	No. 22 Auburn	8	L, 4-5
March 11, 2011	Florida State	10	W, 9-8
Feb. 11, 2011	UNLV	9	L, 9-10
March 12, 2010	Colorado State	8	L, 5-6
Feb. 26, 2010	No. 20 Massachusetts	9	L, 6-7
Feb. 21, 2010	Oregon State	8	W, 6-5
April 22, 2009	Auburn [1]	10	W, 2-1
April 15, 2009	No. 6 Georgia [2]	10	W, 3-1
March 17, 2009	Arkansas	8	L, 3-8
March 11, 2008	Auburn [2]	9	L, 4-5
March 1, 2008	UC Santa Barbara	8	L, 2-5
Feb. 16, 2008	Fordham	8	W, 6-5
Feb. 9, 2008	San Diego State	9	W, 4-1
April 28, 2007	No. 20 Florida	9	L, 2-3
April 21, 2007	Georgia [2]	8	W, 13-9
April 14, 2007	No. 6 LSU [2]	9	L, 3-4
April 14, 2007	No. 6 LSU [1]	9	L, 1-4
April 1, 2008	South Carolina	8	W, 8-7
March 17, 2007	No. 1 Tennessee [2]	8	L, 1-2
March 3, 2007	UT Martin	9	W, 6-5
Feb. 24, 2007	No. 21 Nebraska	9	L, 6-7
May 7, 2006	Kentucky	8	W, 3-2
April 29, 2006	No. 4 Alabama [1]	8	L, 4-5
March 25, 2006	South Carolina [1]	10	W, 4-3
March 4, 2006	Bowling Green	8	W, 3-2
May 22, 2005	Texas A&M-CC	8	W, 2-1
May 8, 2005	South Carolina	8	W, 3-2
Feb. 25, 2005	Cal State Fullerton	8	W, 5-4
May 20, 2004	Iowa	8	W, 2-1
March 21, 2004	No. 14 Tennessee	8	L, 3-5
Feb. 15, 2004	San Diego State	8	L, 1-2
April 10, 2003	Ole Miss [2]	8	L, 8-10
March 26, 2003	No. 11 LSU [2]	8	L, 13-15
March 2, 2003	Pittsburgh	8	W, 5-4
March 19, 2002	No. 4 LSU [2]	11	W, 8-7
March 17, 2002	No. 24 South Carolina [2]	9	W, 11-10
March 9, 2002	FIU	8	W, 3-2
March 1, 2002	Texas	14	L, 0-1
Feb. 9, 2002	New Mexico State	8	W, 7-6
April 28, 2001	Arkansas	8	W, 2-1
April 19, 2001	Georgia Tech [2]	10	W, 4-1
March 27, 2001	Ole Miss [2]	11	W, 7-5
March 24, 2001	Georgia [1]	10	W, 6-5
March 8, 2001	Georgia Southern	9	W, 3-2
Feb. 20, 2001	Louisiana-Monroe [1]	9	W, 2-1
Feb. 18, 2001	Tennessee Tech	8	W, 1-0
Feb. 10, 2001	No. 16 Oregon State	8	L, 0-1

April 21, 2000	No. 10 Alabama [2]	9	L, 6-7
April 7, 2000	No. 8 LSU [2]	10	L, 4-8
April 1, 2000	Arkansas [1]	8	W, 4-3
March 24, 2000	No. 17 South Carolina [1]	9	L, 1-2
March 12, 2000	No. 18 South Carolina	8	L, 1-2
March 3, 2000	No. 9 Stanford	9	W, 2-1
Feb. 12, 2000	Utah	9	L, 6-8
May 16, 1999	No. 7 LSU	9	L, 0-2
April 30, 1999	Florida [1]	9	L, 4-7
April 23, 1999	Alabama [1]	8	W, 8-7
April 15, 1999	Louisiana-Monroe [2]	9	W, 3-2
March 27, 1999	Georgia [2]	9	W, 2-1
March 19, 1999	Ole Miss [1]	11	L, 4-5
March 12, 1999	Jacksonville State	8	L, 6-7
Feb. 21, 1999	Evansville	8	W, 1-0
May 10, 1998	Alabama	9	L, 4-5
May 2, 1998	Auburn [2]	10	W, 3-2
April 21, 1998	Samford [1]	10	W, 3-2
March 28, 1998	Arkansas [1]	9	W, 3-2
March 27, 1998	Arkansas [2]	8	L, 1-2
March 22, 1998	Georgia [1]	9	W, 7-4
March 7, 1998	No. 2 Michigan	8	L, 1-2
Feb. 28, 1998	UC-Santa Barbara	9	L, 9-13
Feb. 26, 1998	Cal Poly-San Luis Obispo	8	L, 2-5
Feb. 21, 1998	No. 13 Missouri	10	L, 4-7
April 30, 1997	Ole Miss [1]	9	L, 0-1
April 25, 1997	Louisiana Tech [2]	10	W, 3-2
April 18, 1997	Alabama [1]	8	L, 2-5
April 13, 1997	Tennessee [1]	8	W, 5-4
April 11, 1997	Kentucky [2]	11	W, 12-7
April 11, 1997	Kentucky [1]	8	W, 6-1
March 26, 1997	Georgia [2]	10	W, 8-7
March 22, 1997	No. 4 South Carolina [1]	8	L, 0-4
March 15, 1997	Missouri	8	L, 3-4
March 6, 1997	Ole Miss [2]	8	W, 2-1
April 28, 1985	No. 10 South Carolina [2]	9	W, 5-4
April 28, 1985	No. 10 South Carolina [1]	9	L, 3-7
March 22, 1985	Nicholls State	9	L, 2-3
March 19, 1985	Southern Miss [2]	9	L, 4-5
March 19, 1985	Southern Miss [1]	8	L, 3-5
March 19, 1984	Western Illinois [2]	10	L, 0-1
March 19, 1984	Western Illinois [1]	8	L, 7-8
March 8, 1984	Florida State	9	L, 0-1

## RUN-RULE GAMES (123-65)

Date	Opponent	Innings	Result
May 6, 2015	No. 13 Missouri	6	L, 0-9
May 3, 2015	South Carolina	6	L, 1-9
April 22, 2015	Memphis	5	W, 11-3
April 19, 2015	No. 12 Tennessee	6	L, 8-16
April 12, 2015	No. 21 Missouri	5	L, 2-10
April 6, 2015	Arkansas	6	W, 16-4
March 25, 2015	Southern Miss	6	W, 10-0
March 17, 2015	Southeastern La.	5	W, 16-1
March 7, 2015	No. 8 Georgia	5	L, 1-9
Feb. 22, 2015	Penn State	5	W, 10-2
Feb. 21, 2015	Penn State [2]	6	W, 10-5
Feb. 7, 2015	Austin Peay	5	W, 8-0
Feb. 6, 2015	Middle Tennessee	6	W, 9-1
Feb. 5, 2015	Mississippi Valley St.	6	W, 8-0
May 3, 2014	No. 25 LSU	6	L, 0-8
April 27, 2014	Arkansas	6	W, 8-0
April 26, 2014	Arkansas	5	W, 18-7
April 1, 2014	Mississippi Valley St.	5	W, 13-0
March 30, 2014	Marshall	5	W, 9-1
March 26, 2014	Samford	6	W, 9-1
March 21, 2014	No. 21 Auburn	6	L, 3-11
March 15, 2014	No. 15 Georgia [2]	5	L, 1-9
March 15, 2014	No. 15 Georgia [1]	5	L, 2-11
Feb. 23, 2014	Iowa	5	W, 9-1
Feb. 9, 2014	Jacksonville State	5	W, 8-0
Feb. 8, 2014	Jacksonville State	6	W, 9-1
Feb. 7, 2014	Northern Kentucky	5	W, 12-1
Feb. 7, 2014	Mississippi Valley St.	5	W, 8-0
April 20, 2013	No. 4 Alabama	5	L, 3-11
April 16, 2013	Samford	5	W, 13-1
April 14, 2013	Ole Miss	6	W, 8-0
April 5, 2013	No. 3 Florida	6	L, 1-9
March 15, 2013	Charleston Southern	5	W, 12-4
March 14, 2013	College of Charleston [2]	5	W, 12-1
March 14, 2013	College of Charleston [1]	5	W, 8-0
March 2, 2013	Fordham	5	W, 8-0
March 1, 2013	Hofstra	6	W, 9-1
Feb. 13, 2013	Louisiana	6	L, 1-9
Feb. 9, 2013	Georgia State	6	W, 9-1
Feb. 9, 2013	Tennessee State	6	W, 8-0
April 24, 2013	Memphis	6	W, 9-1
April 10, 2013	Jackson State	5	W, 12-3
April 7, 2012	Arkansas	5	L, 2-13
March 25, 2012	No. 12 Tennessee	5	L, 0-8
March 23, 2012	No. 12 Tennessee	5	L, 0-8
March 13, 2013	South Carolina [2]	5	W, 9-0
March 3, 2012	Eastern Illinois	5	W, 8-0
March 3, 2012	Columbia	6	W, 12-4
March 2, 2012	Louisiana Tech	5	W, 8-0
March 2, 2012	Columbia	5	W, 11-1
Feb. 29, 2012	Jackson State	5	W, 11-2
May 8, 2011	No. 7 Georgia	5	L, 2-10
April 22, 2011	No. 4 Tennessee	6	L, 0-8
April 19, 2011	Mississippi Valley St.	6	W, 9-1
April 16, 2011	No. 3 Alabama	6	L, 3-13
April 6, 2011	Southern Miss	5	L, 4-14
March 29, 2011	Alcorn State [2]	5	W, 10-1
March 29, 2011	Alcorn State [1]	5	W, 11-2
March 26, 2011	No. 23 Kentucky	5	L, 0-8
March 16, 2011	No. 2 Florida [2]	5	L, 1-18
March 16, 2011	No. 2 Florida [1]	5	L, 0-8
March 12, 2011	North Carolina	5	L, 4-12



## ALL-TIME RUN-RULE GAMES

March 6, 2011	Mississippi Valley St.	5	W, 8-0	May 8, 2004	No. 22 Georgia Tech [6]	W, 10-2	
March 1, 2011	UAB	6	L, 0-8	April 27, 2004	UAB	6	W, 11-3
Feb. 12, 2011	Washington	5	L, 5-18	April 20, 2004	Ole Miss [1]	5	W, 8-0
May 8, 2010	No. 3 Alabama [1]	6	L, 1-10	April 18, 2004	Arkansas	6	W, 8-0
May 1, 2010	No. 6 Florida [2]	5	L, 1-9	April 9, 2004	No. 10 Alabama [1]	6	L, 0-10
May 1, 2010	No. 6 Florida [1]	5	L, 0-8	March 16, 2004	Chattanooga [1]	5	W, 9-0
April 7, 2010	Mississippi Valley St.	5	W, 9-1	March 13, 2004	No. 6 Georgia [2]	6	L, 0-9
March 14, 2010	Fresno State	5	L, 3-11	March 6, 2004	No. 14 South Carolina [2]	5	W, 8-0
March 13, 2010	East Tennessee St.	5	W, 9-0	Feb. 22, 2004	Alabama A&M	5	W, 13-0
March 6, 2010	Mississippi Valley St.	5	W, 11-1	Feb. 21, 2004	Austin Peay	5	W, 8-0
March 5, 2010	Troy	5	W, 8-0	Feb. 21, 2004	Mississippi Valley St.	5	W, 12-0
Feb. 20, 2010	No. 21 Texas A&M	5	L, 4-13	Feb. 20, 2004	Alabama A&M	5	W, 13-0
Feb. 19, 2010	No. 21 Texas A&M	5	L, 0-9	Feb. 8, 2004	Jackson State	5	W, 18-3
Feb. 13, 2010	Stephen F. Austin	5	W, 8-0	May 16, 2003	No. 11 Nebraska	6	L, 0-8
May 8, 2009	Mississippi Valley St. [1]	5	W, 10-2	May 16, 2003	No. 8 Washington	6	L, 0-8
May 2, 2009	Ole Miss [2]	5	W, 8-0	April 14, 2003	Georgia Tech [1]	5	L, 1-9
April 19, 2009	South Carolina	6	W, 10-2	April 9, 2003	Ole Miss	5	W, 14-0
April 15, 2009	No. 6 Georgia [1]	5	L, 0-10	March 23, 2003	Tennessee	5	L, 2-16
April 9, 2009	Jackson State [1]	5	W, 9-0	March 22, 2003	Tennessee [1]	5	L, 0-8
April 4, 2009	No. 1 Florida	5	L, 2-11	March 19, 2003	Birmingham Southern [1]	5	W, 8-0
March 28, 2009	No. 9 Tennessee	5	L, 0-8	March 16, 2003	No. 10 Georgia	5	L, 0-9
Feb. 7, 2009	Iona	5	W, 10-0	March 11, 2003	Monmouth	6	W, 9-1
May 3, 2008	Arkansas	5	W, 9-1	March 8, 2003	No. 13 South Carolina [2]	6	L, 3-11
April 19, 2008	No. 21 Georgia	5	W, 10-0	Feb. 16, 2003	Samford	5	W, 15-4
April 13, 2008	South Carolina	6	W, 9-1	Feb. 16, 2003	Jacksonville State	6	L, 1-9
April 3, 2008	Kentucky	5	W, 8-0	Feb. 14, 2003	Mississippi Valley St.	5	W, 14-0
March 30, 2008	Mississippi Valley St.	5	W, 12-0	April 24, 2002	Jacksonville State	5	W, 10-1
March 29, 2008	Georgetown	5	W, 8-0	March 8, 2002	Nicholls State	5	W, 8-0
March 29, 2008	Mississippi Valley St.	5	W, 10-1	Feb. 27, 2002	Oakland [2]	5	W, 10-1
March 18, 2008	Southern Miss	5	W, 9-0	Feb. 15, 2002	Colorado State	6	W, 10-2
March 12, 2008	Auburn	5	L, 0-8	Feb. 8, 2002	Texas Tech	5	W, 12-4
March 7, 2008	Charleston Southern	5	W, 19-2	April 22, 2001	No. 7 Alabama	6	L, 0-8
Feb. 23, 2008	Austin Peay	6	W, 12-4	March 28, 2001	Ole Miss	5	W, 12-0
Feb. 13, 2008	Mississippi Valley St.	5	W, 10-0	Feb. 17, 2001	Winthrop	5	W, 14-2
Feb. 9, 2008	San Diego State	6	W, 8-0	Feb. 6, 2001	Belmont [1]	5	W, 9-0
Feb. 9, 2008	UC Riverside	5	W, 8-0	May 19, 2000	Utah	6	W, 11-3
May 5, 2007	Arkansas	5	W, 8-0	May 1, 2000	Auburn [2]	6	W, 10-2
April 7, 2007	Ole Miss	6	W, 8-0	April 28, 2000	Florida [1]	5	L, 3-11
March 11, 2007	No. 3 Alabama	6	L, 0-8	April 22, 2000	No. 10 Alabama [1]	6	L, 0-9
March 10, 2007	No. 3 Alabama [2]	5	L, 2-10	April 7, 2000	No. 8 LSU [1]	5	L, 0-8
March 3, 2007	Chattanooga	5	L, 3-11	March 3, 2000	No. 5 Oklahoma	6	L, 4-12
Feb. 24, 2007	Tennessee Tech	6	W, 10-1	Feb. 20, 2000	Austin Peay	5	W, 10-1
Feb. 23, 2007	Seton Hall	5	W, 23-0	Feb. 19, 2000	Belmont	6	W, 8-0
Feb. 21, 2007	Mississippi Valley St.	5	W, 10-2	May 8, 1999	Auburn [1]	5	W, 8-0
Feb. 16, 2007	No. 10 California	6	W, 9-0	May 7, 1999	Auburn [2]	5	W, 8-0
April 23, 2006	No. 4 Tennessee	5	L, 0-10	April 18, 1999	Tennessee [1]	6	L, 1-9
April 8, 2006	No. 10 Georgia [2]	6	L, 0-8	April 15, 1999	Louisiana-Monroe [1]	5	W, 9-1
March 30, 2006	Southern Miss	5	W, 8-0	March 20, 1999	Ole Miss [2]	6	L, 0-8
March 28, 2006	Middle Tennessee St.	5	W, 13-1	March 20, 1999	Ole Miss [1]	5	W, 8-0
March 1, 2006	Samford	6	W, 9-1	Feb. 13, 1999	UNLV	5	W, 9-1
Feb. 26, 2006	Alcorn State	5	W, 9-0	April 25, 1998	Ole Miss [1]	5	W, 11-0
Feb. 17, 2006	East Tennessee St.	6	W, 9-1	April 14, 1998	Louisiana-Monroe [1]	6	W, 11-0
Feb. 11, 2006	Jacksonville	5	W, 8-0	April 24, 1998	Georgia Southern [2]	5	W, 9-1
Feb. 10, 2006	Jacksonville	5	W, 8-0	Feb. 21, 1998	Chattanooga	6	W, 8-0
April 23, 2005	No. 16 Florida [2]	5	L, 4-12	April 13, 1997	Tennessee [2]	5	L, 0-11
April 12, 2005	UAB	5	W, 11-1	April 4, 1997	LSU [2]	6	L, 1-9
April 10, 2005	No. 10 Alabama	5	L, 1-9	March 2, 1997	Alabama State	5	W, 18-0
April 9, 2005	No. 10 Alabama [1]	5	L, 0-8	March 2, 1997	Tennessee State	6	W, 12-1
April 2, 2005	No. 23 Auburn	5	L, 2-10	March 1, 1997	Tennessee State	5	W, 9-0
March 17, 2005	Middle Tennessee	5	W, 8-0	March 1, 1997	Alabama State	5	W, 30-0
March 6, 2005	Ohio State	5	L, 0-11	Feb. 22, 1997	Alcorn State	5	W, 19-0
March 2, 2005	Southern Miss	6	W, 9-0				
Feb. 6, 2005	Mississippi Valley St.	5	W, 15-0				
Feb. 4, 2005	Louisiana Tech	5	W, 9-0				
May 14, 2004	No. 10 Georgia	5	L, 2-11				

*Game called due to inclement weather*



Current athletes in **bold**.

## ALL-TIME JERSEY NUMBERS

**1**

Bainbridge, Ali (2008-11)  
2B, #1, Vestavia Hills, Ala.  
Comeaux, Stephanie (2004-07)  
RHP, #1, Lucedale, Miss.  
Hehnke, Jenny (1997-2000)  
2B, #1, Santa Barbara, Calif.  
Punches, Jacey (2013-2014)  
RHP, #1, Round Rock, Texas

**2**

Arroyo, Madison (2014-2015)  
INF, #2, Waxhaw, N.C.  
Cooley, Jessica (2010-13)  
INF/OF, #2, Birmingham, Ala.  
Massey, Melissa (2002-05)  
RHP, #2, Fayetteville, Tenn.  
**Moore, Kat (2016-present)**  
UTL, #2, Holly Springs, Miss.

**3**

**Bailey, Katie Anne (2014-Present)**  
UTL, #3, Madison, Miss.  
Best, Brooke (2000-03)  
2B, #3, Ooltewah, Tenn.  
Bures, Courtney (2005-08)  
INF, #3, Haymarket, Va.  
Feldt, Shawna (1998)  
UTL, #3, Vancouver, Wash.  
Helms, Jemmye Ann (1997)  
OF, #3, Mathiston, Miss.  
Vry, Kylie (2010-13)  
LHP, #3, Des Moines, Iowa

**4**

Benardo, Ariana (1997-98)  
2B, #4, Torrance, Calif.  
Gates, Brittany (2009-12)  
OF, #4, Houston, Miss.  
**Knudsen, Cassidy (2015-present)**  
RHP, #4, Altoona, Iowa  
Owen, Alison (2013-14)  
RHP, #4, Newman, Ga.  
Williams, Callie (2003-06)  
3B, #4, Katy, Texas  
Whitehead, Kasey (2000-02)  
RHP/INF, #4, Roswell, Ga.

**5**

Bonar, Vicki (1984-85)  
RHP, #5, Royal Oak, Mich.  
Hewett, Blair (2004-07)  
C, #5, St. Matthews, S.C.  
Nesbit, Erin (2010-13)  
INF, #5, Acworth, Ga.

**6**

Bailey, Jessie (2007-10)  
INF, #6, Lithonia, Ga.  
Echols, Julia (2013-2015)  
INF, #6, McDonough, Ga.  
Mabry, Stacy (2006)  
OF, #6, Liberty, Miss.  
Nelson, Lindsay (2001-04)  
2B, #6, Orange Park, Fla.

**7**

Boyce, Nakita (2005-08)  
OF, #7, Springfield, Mo.  
Foulks, Logan (2013-14)  
INF/C, #7, Douglasville, Ga.  
Gates, Michelle (1997-2000)  
RHP/3B, #7, Chowchilla, Calif.  
**Harrison, Reggie (2016-present)**  
INF, #7, Magnolia, Texas  
Hooper, Sharon (1984-86)  
RHP, #7, Gretna, La.  
Smith, Ka'ili (2009-12)  
INF/OF, #7, Kapolei, Hawai'i  
Tillman, Krystal (2001-03)  
OF, #7, Romoland, Calif.

**8**

Clark, Julie (1984)  
1B, #8, Baton Rouge, La.  
Delaneuville, Summer (2003)  
RHP, #8, LaPlace, La.  
Juedemann, Aimee (1997-98)  
OF, #8, St. Louis, Mo.  
Kinney, Michelle (2005-07)  
UTL, #8, Memphis, Tenn.  
Schlagheck, Robyn (1999-2001)  
C, #8, Huntsville, Ala.  
**Silkwood, Alexis (2014-Present)**  
LHP, #8, East Alton, Ill.  
Spain, Jessie (2008-10)  
INF/OF, #8, Birmingham, Ala.

**9**

Dabbs, Stacey (1984-85)  
OF, #9, Baton Rouge, La.  
Meyer, Allison (2005)  
INF, #9, Laurel, Miss.  
Nelson, Jennifer (2000-03)  
RHP/OF, #9, Weatherford, Texas  
Nurnberg, Kelsey (2007-09)  
RHP, #9, Ankeny, Iowa  
Smith, Jamie (1998-99)  
OF, #9, Phoenix, Ariz.  
**Winkfield, Kayla (2013-Present)**  
INF, #9, Giddings, Texas

**10**

Heon, Allie (2009-10)  
INF/OF, #10, Leesburg, Va.  
Hurley, Rachel (2006-07)  
OF, #10, Brandon, Miss.  
Jennings, Sherri (1985-86)  
OF, #10, Pensacola, Fla.  
Lott, Anna Joyce (1998-2001)  
OF, #10, Greenwood, Miss.  
McFarling, Keri (2004)  
OF, #10, Amory, Miss.  
Miller, Rhonda Ann (1984)  
RHP, #10, Chalmette, La.  
**Nichols, Loryn (2013-Present)**  
OF, #10, Murrieta, Calif.

**11**

Bateman, Megan (2007-08)  
C, #11, Brookhaven, Miss.  
Becker, Stephanie (2010-13)  
LHP, #11, Aurora, Ill.  
Blake, Ragan (2005-06)  
RHP, #11, Sugar Land, Texas  
Gentle, Katie (2014-2015)  
OF, #11, Harselle, Ala.  
**Heimberger, Emily (2015-present)**  
INF, #11, Pawleys Island, S.C.  
Henry, Nichole (1997-2000)  
C/1B, #11, Whitwell, Tenn.  
Mosley, Amy (2001-02)  
C, #11, Quitman, Miss.

**12**

**Golden, Olivia (2013-Present)**  
INF, #12, Hartselle, Ala.  
McMichael, Iyhia (2001-04)  
OF, #12, Nacogdoches, Texas  
Nesbit, Megan (2012)  
INF, #12, Acworth, Ga.  
Smith, Cheri (1998-2001)  
1B, #12, Phoenix, Ariz.  
Shipley, Karen (1984-85)  
C, #12, Winterhaven, Fla.  
Woolven, Elizabeth (2008-10)  
LHP, #12, Nettleton, Miss.

**13**

Bell, Brittany (2008-12)  
OF, #13, Brandon, Fla.  
Ellwood, Susan (1985)  
C/3B, #13, Baton Rouge, La.  
Johnson, Katie (2004-07)  
INF, #13, Birmingham, Ala.  
Perrault, Tina (1984)  
C, #13, Baton Rouge, La.

**Toler, Mackenzie (2014-Present)**  
LHP, #13, Fayetteville, Ga.

**14**

Fisher, Shelby (2010-13)  
1B, #14, Scottsdale, Ariz.  
Gentry, Pam (1986)  
C, #14, Monroe, La.  
McCallum, Keri (1997-2000)  
C/OF, #14, Port Orchard, Wash.  
**Ward, Holly (2015-Present)**  
RHP, #14, Haleyville, Ala.  
Watson, Kristie (1984)  
3B, #14, Hope Hull, Ala.

**15**

Hollenhead, Swayze (2012-13)  
INF, #15, Mathiston, Miss.  
Hunley, Lindsay (2005-08)  
INF, #15, Aurora, Ill.  
Jones, Donna (1983)  
2B, #15, Kosciusko, Miss.  
McWatters, Bonnie (1984-86)  
OF, #15, Lake Park, Fla.  
O'Nan, Meagan (2003-04)  
OF, #15, Starkville, Miss.

Pursell, Jennifer (2000-01)  
RHP, #15, Rancho Cucamonga, Calif.

Raines, Chelsea (2010-11)  
C/INF, #15, Ackerman, Miss.

**Seitz, Caroline (2014-Present)**  
INF, #15, Birmingham, Ala.

**16**

Blaker, Demi (2015)  
UTL, #16, Long Beach, Miss.  
Frank, Courtney (2000, 03)  
RHP, #16, Kent, Wash.  
Lenahan, Sam (2011-14)  
C/1B, #16, Lawrenceville, Ga.  
Moschetti, Nicole (2000)  
3B, #16, West Palm Beach, Fla.  
Seibert, Laurie (2007-09)  
INF, #16, Sugar Grove, Ill.

**17**

Cooley, Katie (2004-07)  
C/OF, #17, Birmingham, Ala.  
Flesher, Misty (2008-12)  
RHP, #17, Lone Grove, Okla.  
Matzenger, Mary Lee (1982)  
OF, #17, Mobile, Ala.  
Stucker, Claire (2015)  
1B, #17, Fresno, Calif.  
Walker, Irene (1985-86)  
1B, #17, Pensacola, Fla.

**18**

Bramlett, Chelsea (2007-10)  
C, #18, Cordova, Tenn.  
Bushby, Chris (1997-2000)  
OF, #18, Starkville, Miss.  
**Cooper, Cori (2016-Present)**  
RHP, #18, Magnolia, Texas

Davis, Kim (1985-86)  
RHP, #18, Monroe, La.

**19**

**Bell, Morgan (2015-Present)**  
1B, #19, Braselton, Ga.  
Calvert, Kayla (1999)  
RHP, #19, Lafayette, Ind.  
Pedroli, Maryann (1997)  
OF, #19, Germantown, Tenn.  
Zdeb, Rachael (2011-14)  
OF, #19, Shawnee, Kan.

**20**

Anderson, Autumn (1998-99)  
RHP, #20, Farmington, N.J.  
Hartnett, Meg (1983-86)  
SS, #20, Germantown, Tenn.  
**Phillips, Ashley (2012-Present)**  
OF, #20, Water Valley, Miss.  
Wilkerson, Kellie (1999-2002)  
LHP/UTL, #20, Jacksonville, Fla.

**21**

Bell, Briana (2011-13)  
OF, #21, Brandon, Fla.  
Guess, Hayle (2004, 2006-08)  
UTL, #21, Moss Point, Miss.  
Herbert, Missy (1984-85)  
INF, #21, Memphis, Tenn.  
Mathews, Lezlie (1986)  
C, #21, Baton Rouge, La.  
Moore, Courtney (2009)  
INF/OF, #21, El Sobrante, Calif.

**Niu, Sarai (2016-Present)**  
1B, #21, Chula Vista, Calif.

**22**

Kimbrough, Kendell (1997-2000)  
OF, #22, Saltito, Miss.  
Mellert, Kristie (1983)  
3B, #22, Hope Hull, Ala.  
Pendley, Connie (1985-86)  
3B, #22, Birmingham, Ala.  
Shape, Heidi (2011-14)  
INF, #22, Duluth, Ga.

**23**

**Gaul, Erika (2012-Present)**  
INF, #23, Clermont, Fla.  
**Kelly, Taylor (2016-Present)**  
INF, #23, Calhoun, Ga.  
Osborn, Cindy (1983)  
OF, #23, Olive Branch, Miss.  
Rider, Karrie (1997-2000)  
SS, #23, Camas, Wash.  
Waterman, Jennifer (2001-04)  
C/1B, #23, Kingwood, Texas

**24**

**Adams, Calyn (2015-Present)**  
INF/C, #24, Chesterfield, Va.  
Ingram, Julia (1982-84)  
OF, #24, Tupelo, Miss.  
Johnson, Dani (1997)  
C, #24, Tucson, Ariz.  
McDonald, Tanelda (2002-2005)  
3B, #24, Madison, Miss.  
Wenzel, Caitlin (2011-12)  
UTL, #24, Marianette, Wis.

**25**

**Ivy, Amanda (2014-Present)**  
UTL, #25, Batesville, Miss.  
Jessup, Jennifer (2001-05)  
SS, #25, East Dublin, Ga.  
Judd, Alicia (1997-98)  
RHP, #25, St. Louis, Mo.  
Moore, Sherry (1982)  
1B, #25, Noxapater, Miss.  
Nesbit, Courtney (2008-11)  
INF, #25, Acworth, Ga.  
Riner, June (1983)  
UTL, #25, East Coweta, Ga.  
Vanlandingham, Courtney (2012)  
INF, #25, Owasso, Okla.

Wroten, Ashley (2006)  
OF, #25, Terry, Miss.

**26**

Clark, Tracy (1997-99)  
OF, #26, Valencia, Calif.  
Offutt, Jessica (2011-14)  
OF, #26, Madison, Ala.  
Richards, Becca (2000)  
OF, #26, Eugene, Ore.  
Robinson, Faith (2002)  
3B, #26, Bolton, Miss.

**27**

Sherrod, Shana (2011-14)  
RHP, #27, Vestavia Hills, Ala.

**28**

Jaspers, Kate (2001-04)  
1B/OF, #28, Prescott, Ariz.

**29**

Patterson, Tyeah (2002)  
OF, #29, Pascagoula, Miss.  
Watkins, Brandi (2004)  
OF, #29, Starkville, Miss.

**30**

Burcham, Tina (1983)  
OF, #30, Florence, Ala.

**31**

**Carter, Carmen (2015-Present)**  
UTL, #31, Jackson, Miss.  
Pippins, Cathy (1986)  
RHP, #31, West Monroe, La.

**32**

Dunlap, Lindsey (2009-12)  
LHP, #32, Hueytown, Ala.  
Gregory, Rhonda (1982)  
OF, #32, Pontotoc, Miss.  
Hickerson, Sara (2004-07)  
RHP, #32, Nashville, Tenn.

White, Jan (1982)  
1B, #32, Aberdeen, Miss.

**33**

**Green, Regan (2016-Present)**  
RHP, #33, Hebron, Md.  
Miller, Kelli (2004-07)  
RHP, #33, Colorado Springs, Colo.  
Minor, Christene (1982-83)  
2B, #33, Starkville, Miss.  
Owens, Stephanie (2003)  
RHP, #33, Easley, S.C.

**34**

Akins, Susan (1983)  
RHP, #34, Memphis, Tenn.  
Bailey, Sammie Jo (2006-09)  
1B, #34, Lithonia, Ga.  
Brown, Blaire (2001-04)  
C, #34, Yucaipa, Calif.  
Goldsmith, Connie (1999)  
OF, #34, Starkville, Miss.  
**Turner, Sabrina (2016-Present)**  
RHP/INF, #34, Gulfport, Miss.

**41**

Baxstrum, Lynn (1982)  
2B, #41, Philadelphia, Miss.  
DeNornie, Janice (1982-84)  
RHP, #41, Memphis, Tenn.

**42**

Gregory, Vickie (1982)  
OF, #42, Pontotoc, Miss.  
McCain, Cindy (1985-86)  
2B, #42, Pope, Miss.  
Morgan, Melanie (1983-86)  
OF, #42, Memphis, Tenn.

**43**

Tegarden, Susan (1983)  
C, #43, St. Petersburg, Fla.

**44**

**Cousineau, Madison (2016-Present)**  
C, #44, Otto, N.C.  
Futch, Karen (1983-84)  
1B, #44, Titusville, Fla.  
Gresham, Stacy (1986)  
1B, #44, Florence, Ala.  
McCloud, Gina (2006-08)  
3B, #44, Monticello, Miss.  
Rovtar, Chrissie (2010-13)  
INF, #44, West Chicago, Ill.

**72**

Goodwin, Robynn (2000)  
C, #72, Starkville, Miss.

\* ACTIVE PLAYERS IN BOLD





## NUSZ PARK

Located on the north side of the Mississippi State University campus since 1997, Nusz Park, formerly known as the MSU Softball Field, sits in the heart of Mississippi State's physical plant.

The opening game at the MSU Softball Field came on Feb. 26, 1997, with the Bulldogs sweeping Samford in a doubleheader with back-to-back 4-0 scores. The opener was witnessed by over 300 brave fans that endured inclement weather.

Mississippi State posted a record of 285-150 (.655) overall record at the site and, in 1999, notched a school-record 21-6 record in the friendly confines, as well as a 12-2 mark in home SEC action.

Nusz Park, a \$6 million project, includes 1,000 maroon chairback seats, in addition to an expanded concourse that includes new restrooms and concession stands. There is also abundant standing room space around the grandstand and outfield. The outfield portion draws comparisons to Dudy Noble Field's world-famous Left Field Lounge. Also beyond the outfield wall, a state-of-the-art Daktronics video board is being installed. It will be the first video board in MSU Softball history.


It was announced on Jan. 22, 2016 that the facility would carry the name of alumni couple Tommy and Terri Nusz of Houston, Texas, and be known as Nusz Park. The Nusz' lead gift for the softball facility was part of a significant contribution from them for Infinite Impact: The Mississippi State University Campaign. The campaign gift continues their longtime support of the land-grant institution and will benefit athletics, academics, and other areas of MSU.

In addition, the new press box is constructed to the specifications of ESPN and the SEC Network. The structure will contain separate booths for both home and visiting radio crews, TV crews and working media.

The playing surfaces across MSU athletics have always been regarded as some of the top surfaces in the country, with the field at Nusz Park being no different. It features Mississippi Pride grass – developed by researchers on the campus. The dimensions of the MSU Softball Field remain intact, stretching 200 feet down the lines and 220 feet to center field. The upgrades include new and updated bullpens, as well as a turf foul area marked by the Mississippi State logo and the school's trademark phrase, "Hail State."

MSU and visiting players and coaches will enjoy brand-new, larger dugouts and new locker rooms. In addition, a new training room is present to help keep players in shape to perform at the highest level. The Southeastern Conference took notice of MSU's new stadium as well, with the Bulldogs hosting the 2016 SEC Softball Tournament from Wednesday, May 11 until Saturday, May 14.

The new ballpark has already been considered as one of the top collegiate softball facilities in the nation. The Bulldogs' first action in the new digs will be against Georgia Southern on Feb. 11, 2016, in the Bulldog Kickoff. That weekend, MSU will also play host to Houston, Tennessee Tech and Alabama A&M.



### TOP CROWDS AT NUSZ PARK

Rank	Date	Opponent	Result	Attendance
1.	April 12, 2014	Alabama	W, 4-2	1,577
2.	April 12, 2013	Ole Miss	W, 5-1	1,553
3.	April 25, 1998	Ole Miss	W, 11-0 (5 inn.); W, 4-3	1,547
4.	April 19, 1997	Alabama	L, 2-5; W, 2-1	1,520
5.	April 15, 2000	Kentucky	W, 6-2; W, 7-3	1,017
6.	April 11, 2014	Alabama	L, 1-5	1,009
7.	April 13, 2014	Alabama	W, 4-3 (10 inn.)	998
8.	May 8, 2010	Alabama	L, 1-10 (6 inn.); L, 2-8	976
9.	April 21, 2012	Kentucky	W, 2-1 (8 inn.)	889
10.	May 2, 2009	Ole Miss	W, 6-2; W, 8-0 (5 inn.)	851

**Bold indicates Vann Studeman era**

### NUSZ PARK RECORDS

#### AT-BATS

*By Team*

47 - LSU at MSU (March 8, 2013)

*By Individual*

6 - 12 times, last by MSU: Briana Bell, Heidi Shape, Logan Foulks and Sam Lenahan LSU: A.J. Andrews, Jacee Blades, Allison Falcon and Bianca Bell (March 8, 2013)

#### RUNS

*By Team*

30 - Louisiana Tech vs. Jackson State (Feb. 6, 2004)

*By Individual*

5 - Angela Toures, Bradley (vs. Jackson State, Feb. 6, 2004)

#### HITS

*By Team*

23 - Louisiana Tech vs. Jackson State (Feb. 6, 2004)

*By Individual*

5 - Brittany Mynsberge, Bradley (vs. Jackson State, Feb. 6, 2004)

#### RBI

*By Team*

23 - Bradley vs. Jackson State (Feb. 6, 2004)

*By Individual*

7 - Brittany Mynsberge, Bradley (vs. Jackson State, Feb. 6, 2004)

#### LONGEST REGULATION GAME

*By Time*

3:23 - LSU vs. MSU (March 8, 201)

#### DOUBLES

*By Team*

8 - LSU at MSU (April 4, 1998)

*By Individual*

3 - twice, last by Whitney Cloer, Arkansas (vs. MSU, March 17, 2009)

#### TRIPLES

*By Team*

6 - MSU vs. Alabama A&M (Feb. 20, 2004)

*By Individual*

2 - seven times, last by Ashley Phillips, MSU (vs. Columbia, March 3, 2012)

#### HOME RUNS

*By Team*

3 - five times, last by MSU vs. Memphis (April 24, 2012)

*By Individual*

2 - eight times, last by Logan Foulks, MSU (vs. Auburn, March 29, 2013)

#### WALKS

*By Team*

11 - three times, last by Bradley vs. Jackson State (Feb. 6, 2004)

*By Individual*

4 - Katie Cooley, MSU (vs. LSU, March 30, 2005)

#### STRIKEOUTS

*By Team, Batting*

22 - MSU vs. LSU (March 8, 2013)

*By Individual, Pitching*

22 - Rachele Fico, LSU (vs. MSU, March 8, 2013)

Current athletes in **bold**.

## ANNUAL STATISTICAL LEADERS

## BATTING

## Batting Average

1983	Kristie Mellert	.364
1984	Meg Hartnett	.300
1985	Karen Shipley	.391
1986	Sherri Jennings	.327
1997	Keri McCallum	.427
1998	Michelle Gates	.380
1999	Kellie Wilkerson	.443
2000	Kellie Wilkerson	.431
2001	Kellie Wilkerson	.419
2002	Kellie Wilkerson	.419
2003	Iyhia McMichael	.403
2004	Iyhia McMichael	.475
2005	Courtney Bures	.388
2006	Courtney Bures	.346
2007	Chelsea Bramlett	.386
2008	Chelsea Bramlett	.450
2009	Chelsea Bramlett	.486
2010	Chelsea Bramlett	.536
2011	Ka'ili Smith	.348
2012	Brittany Bell	.368
2013	Sam Lenahan	.324
2014	<b>Caroline Seitz</b>	<b>.340</b>
2015	<b>Mackenzie Toler</b>	<b>.347</b>

## Runs Scored

1983	Kristie Mellert	8
1984	Meg Hartnett	13
1985	Melanie Morgan	36
1986	Sherri Jennings	30
1997	Jenny Hehnke	44
1998	Michelle Gates	47
1999	Keri McCallum	57
2000	Keri McCallum	64
2001	Kellie Wilkerson	55
2002	Kellie Wilkerson	51
2003	Iyhia McMichael	63
2004	Iyhia McMichael	83
2005	Courtney Bures	49
2006	Hayle Guess	39
2007	Chelsea Bramlett	56
2008	Chelsea Bramlett	52
2009	Chelsea Bramlett	55
2010	Chelsea Bramlett	56
2011	Ali Bainbridge	48
2012	Brittany Bell	40
2013	Sam Lenahan	35
2014	Heidi Shape	33
2015	<b>Katie Anne Bailey</b>	<b>43</b>

## Game-Winning Runs

1997	Jenny Hehnke	7
1998	Keri McCallum	7
1999	Keri McCallum	15
2000	Keri McCallum	22
2001	Kellie Wilkerson	10
2002	Kellie Wilkerson	7
2003	Jennifer Nelson	8
2004	Iyhia McMichael	20
2005	Courtney Bures	8
2006	Hayle Guess	11
2007	Chelsea Bramlett	9
2008	Chelsea Bramlett	9
2009	Chelsea Bramlett	11
2010	Chelsea Bramlett	5
2011	Ali Bainbridge	12
2012	Brittany Bell	8
2013	Jessica Offutt	6
2014	Heidi Shape	7
2015	<b>Caroline Seitz</b>	<b>6</b>
	<b>Kayla Winkfield</b>	<b>6</b>

## Hits

1983	Kristie Mellert	20
1984	Meg Hartnett	30
1985	Karen Shipley	54
1986	Sherri Jennings	37
1997	Jenny Hehnke	71
1998	Michelle Gates	70
1999	Kellie Wilkerson	90
2000	Keri McCallum	100
2001	Kellie Wilkerson	70
2002	Kellie Wilkerson	80
2003	Iyhia McMichael	75
2004	Iyhia McMichael	87
2005	Courtney Bures	81
2006	Courtney Bures	62
2007	Chelsea Bramlett	83
2008	Chelsea Bramlett	90
2009	Chelsea Bramlett	88
2010	Chelsea Bramlett	98
2011	Ka'ili Smith	57
2012	Ka'ili Smith	59
2013	Logan Foulks	53
2014	<b>Caroline Seitz</b>	<b>64</b>
2015	<b>Caroline Seitz</b>	<b>62</b>

## Doubles

1983	Kristie Mellert	3
1984	Meg Hartnett	5
1985	Karen Shipley	9
1986	Connie Pendley	4
1997	Michelle Gates	16
1998	Michelle Gates	15
1999	Keri McCallum	22
2000	Kellie Wilkerson	14
2001	Kellie Wilkerson	12
2002	Kellie Wilkerson	18
2003	Jennifer Waterman	18
2004	Iyhia McMichael	16
2005	Courtney Bures	16
2006	Hayle Guess	10
2007	Courtney Bures	13
2008	Courtney Bures	14
2009	Ka'ili Smith	11
2010	Ali Bainbridge	12
2011	Ali Bainbridge	13
	Chelsea Raines	13
2012	Ka'ili Smith	11
2013	Sam Lenahan	12
2014	<b>Caroline Seitz</b>	<b>20</b>
2015	<b>Caroline Seitz</b>	<b>16</b>

## Triples

1983	Kristie Mellert	2
1984	Meg Hartnett	3
1985	Melanie Morgan	7
1986	Cindy McCain	2
	Sherri Jennings	2
	Bonnie McWatters	2
	Melanie Morgan	2
1997	Keri McCallum	11
1998	Michelle Gates	10
1999	Keri McCallum	10
2000	Keri McCallum	11
2001	Iyhia McMichael	3
2002	Iyhia McMichael	8
2003	Jennifer Nelson	7
2004	Iyhia McMichael	10
2005	Courtney Bures	5

2006	Courtney Bures	6
2007	Nakita Boyce	6
2008	Hayle Guess	4
	Nakita Boyce	4
2009	Ka'ili Smith	4
2010	Chelsea Bramlett	6
2011	Ali Bainbridge	4
2012	Brittany Bell	3
	Jessica Offutt	3
2013	Heidi Shape	2
2014	<b>Caroline Seitz</b>	<b>4</b>
2015	<b>Katie Anne Bailey</b>	<b>8</b>

## Home Runs

1983	Kristie Mellert	3
1984	Meg Hartnett	2
1985	Meg Hartnett	6
1986	Melanie Morgan	8
1997	Michelle Gates	5
1998	Michelle Gates	6
1999	Kellie Wilkerson	13
2000	Kellie Wilkerson	8
2001	Kellie Wilkerson	14
2002	Kellie Wilkerson	9
2003	Iyhia McMichael	18
2004	Iyhia McMichael	10
2005	Courtney Bures	17
2006	Sammie Jo Bailey	8
2007	Hayle Guess	6
2008	Hayle Guess	7
2009	Jessie Bailey	4
	Ali Bainbridge	4
2010	Ka'ili Smith	10
2011	Sam Lenahan	8
	Courtney Nesbit	8
2012	Jessica Cooley	15
2013	Logan Foulks	13
2014	Sam Lenahan	10
2015	<b>Caroline Seitz</b>	<b>15</b>

## Runs Batted In

1997	Jodi Reeves	29
1983	Kristie Mellert	3
1984	Meg Hartnett	14
1985	Meg Hartnett	34
1986	Melanie Morgan	29
1997	Michelle Gates	48
1998	Michelle Gates	35
1999	Kellie Wilkerson	65
2000	Karrie Rider	43
	Kellie Wilkerson	43
2001	Kellie Wilkerson	33
2002	Iyhia McMichael	48
2003	Iyhia McMichael	63
2004	Jennifer Waterman	55
2005	Courtney Bures	54
2006	Courtney Bures	37
2007	Courtney Bures	56
2008	Courtney Bures	46
2009	Ka'ili Smith	35
2010	Ka'ili Smith	50
2011	Courtney Nesbit	42
2012	Jessica Cooley	41
2013	Sam Lenahan	40
2014	Sam Lenahan	43
2015	<b>Caroline Seitz</b>	<b>54</b>



## ANNUAL STATISTICAL LEADERS

## BATTING

## Game-Winning Runs Batted In

1997	Michelle Gates	7
1998	Cheri Smith	7
1999	Kellie Wilkerson	12
2000	Michelle Gates	9
2001	Kellie Wilkerson	8
2002	Iyhia McMichael	9
2003	Iyhia McMichael	7
2004	Jennifer Waterman	12
2005	Courtney Bures	7
2006	Courtney Bures	7
2007	Courtney Bures	10
2008	Hayle Guess	6
2009	Ali Bainbridge	4
	Courtney Moore	4
	Jessie Spain	4
2010	Erin Nesbit	5
2011	Sam Lenahan	5
	Courtney Nesbit	5
2012	Heidi Shape	6
	Ka'ili Smith	6
2013	Logan Foulks	7
	Sam Lenahan	7
2014	Sam Lenahan	9
2015	<b>Mackenzie Toler</b>	<b>8</b>

## Slugging Percentage

1983	Kristie Mellert	.600
1984	Meg Hartnett	.470
1985	Melanie Morgan	.653
1986	Melanie Morgan	.575
1997	Keri McCallum	.618
1998	Michelle Gates	.668
1999	Kellie Wilkerson	.749
2000	Kellie Wilkerson	.663
2001	Kellie Wilkerson	.766
2002	Kellie Wilkerson	.675
2003	Iyhia McMichael	.801
2004	Iyhia McMichael	.836
2005	Courtney Bures	.756
2006	Courtney Bures	.547
2007	Courtney Bures	.514
2008	Courtney Bures	.575
2009	Chelsea Bramlett	.547
2010	Chelsea Bramlett	.617
2011	Ali Bainbridge	.593
2012	Brittany Bell	.651
2013	Sam Lenahan	.622
2014	<b>Caroline Seitz</b>	<b>.617</b>
2015	<b>Caroline Seitz</b>	<b>.631</b>

## Total Bases

1983	Kristie Mellert	33
1984	Meg Hartnett	47
1985	Meg Hartnett	85
1986	Melanie Morgan	65
1997	Michelle Gates	99
1998	Michelle Gates	123
1999	Kellie Wilkerson	152
2000	Keri McCallum	145
2001	Kellie Wilkerson	128
2002	Kellie Wilkerson	129
2003	Iyhia McMichael	149
2004	Iyhia McMichael	153
2005	Courtney Bures	158
2006	Courtney Bures	98
2007	Chelsea Bramlett	95
2008	Courtney Bures	107
2009	Chelsea Bramlett	99
2010	Chelsea Bramlett	113

2011	Courtney Nesbit	92
2012	Brittany Bell	99
2013	Logan Foulks	103
2014	<b>Caroline Seitz</b>	<b>116</b>
2015	<b>Caroline Seitz</b>	<b>123</b>

## On-Base Percentage

1997	Keri McCallum	.469
1998	Michelle Gates	.439
1999	Kellie Wilkerson	.519
2000	Kellie Wilkerson	.553
2001	Kellie Wilkerson	.555
2002	Kellie Wilkerson	.550
2003	Iyhia McMichael	.502
2004	Iyhia McMichael	.595
2005	Courtney Bures	.426
2006	Courtney Bures	.406
	Katie Cooley	.406
2007	Courtney Bures	.452
2008	Chelsea Bramlett	.484
2009	Chelsea Bramlett	.532
2010	Chelsea Bramlett	.571
2011	Ali Bainbridge	.500
2012	Brittany Bell	.525
2013	Sam Lenahan	.502
2014	Heidi Shape	.446
2015	<b>Mackenzie Toler</b>	<b>.484</b>

## Stolen Bases

1986	Sherri Jennings	11
1997	Keri McCallum	27
1998	Michelle Gates	30
1999	Michelle Gates	17
2000	Keri McCallum	31
2001	Kellie Wilkerson	35
2002	Iyhia McMichael	36
2003	Iyhia McMichael	36
2004	Iyhia McMichael	41
2005	Courtney Bures	18
2006	Hayle Guess	23
2007	Chelsea Bramlett	46
2008	Chelsea Bramlett	46
2009	Chelsea Bramlett	54
2010	Chelsea Bramlett	61
2011	Ali Bainbridge	20
2012	Jessica Offutt	17
2013	<b>Loryn Nichols</b>	<b>23</b>
2014	<b>Loryn Nichols</b>	<b>16</b>
	Jessica Offutt	16
2015	<b>Loryn Nichols</b>	<b>34</b>

## Walks

1983	Kristie Mellert	12
1984	Meg Hartnett	8
1985	Missy Herbert	20
1986	Sherri Jennings	12
1997	Karrie Rider	18
1998	Cheri Smith	30
1999	Kellie Wilkerson	30
2000	Kellie Wilkerson	49
2001	Kellie Wilkerson	48
2002	Kellie Wilkerson	50
2003	Iyhia McMichael	38
2004	Iyhia McMichael	51
2005	Katie Cooley	29
2006	Katie Cooley	31
2007	Courtney Bures	20
	Katie Cooley	20
2008	Courtney Bures	27
2009	Ka'ili Smith	22

2010	Brittany Bell	24
2011	Ali Bainbridge	40
2012	Ka'ili Smith	44
2013	Sam Lenahan	51
2014	Heidi Shape	40
2015	<b>Mackenzie Toler</b>	<b>37</b>

## PITCHING

## Earned Run Average (min. 40 innings)

1983	Susan Akins	2.54
1984	Vicki Bonar	1.96
1985	Kim Davis	1.58
1986	Kim Davis	1.01
1997	Michelle Gates	1.91
1998	Autumn Anderson	1.07
1999	Autumn Anderson	2.12
2000	Jennifer Pursell	1.99
2001	Kellie Wilkerson	0.44
2002	Kellie Wilkerson	1.78
2003	Melissa Massey	3.28
2004	Kelli Miller	1.92
2005	Kelli Miller	2.39
2006	Stephanie Comeaux	1.75
2007	Sara Hickerson	1.95
2008	Misty Flesher	2.11
2009	Lindsey Dunlap	3.41
2010	Misty Flesher	4.16
2011	Kyle Vry	4.11
2012	Stephanie Becker	2.49
2013	Alison Owen	1.97
2014	<b>Alexis Silkwood</b>	<b>2.19</b>
2015	<b>Alexis Silkwood</b>	<b>2.85</b>

## Wins

1983	Susan Akins	3
1984	Vicki Bonar	8
1985	Kim Davis	17
1986	Kim Davis	11
1997	Michelle Gates	15
1998	Autumn Anderson	26
1999	Autumn Anderson	23
2000	Jennifer Pursell	26
2001	Jennifer Pursell	16
2002	Kasey Whitehead	20
2003	Melissa Massey	22
2004	Melissa Massey	18
2005	Kelli Miller	14
2006	Ragan Blake	16
2007	Kelli Miller	18
2008	Misty Flesher	20
2009	Lindsey Dunlap	17
2010	Misty Flesher	12
2011	Kylie Vry	8
2012	Stephanie Becker	18
2013	Alison Owen	17
2014	Alison Owen	18
2015	<b>Alexis Silkwood</b>	<b>26</b>



## ANNUAL STATISTICAL LEADERS

## PITCHING

## Strikeouts

1983	_ Susan Akins	27
1984	_ Vicki Bonar	34
1985	_ Vicki Bonar	73
1986	_ Cathy Pippins	35
1997	_ Michelle Gates	76
1998	_ Autumn Anderson	246
1999	_ Autumn Anderson	160
2000	_ Jennifer Pursell	143
2001	_ Jennifer Pursell	107
2002	_ Kasey Whitehead	95
2003	_ Melissa Massey	96
2004	_ Melissa Massey	115
2005	_ Stephanie Comeaux	105
2006	_ Ragan Blake	183
2007	_ Kelli Miller	85
2008	_ Misty Flesher	119
2009	_ Lindsey Dunlap	161
2010	_ Lindsey Dunlap	69
2011	_ Stephanie Becker	87
	_ Kylie Vry	87
2012	_ Stephanie Becker	163
2013	_ Alison Owen	250
2014	_ Alison Owen	223
2015	_ Alexis Silkwood	216

## Strikeouts Per Seven Innings

1983	_ Susan Akins	1.72
1984	_ Sharon Hooper	2.41
1985	_ Vicki Bonar	3.87
1986	_ Cathy Pippins	2.81
1997	_ Michelle Gates	3.02
1998	_ Autumn Anderson	6.25
1999	_ Autumn Anderson	4.41
2000	_ Jennifer Pursell	3.90
2001	_ Kellie Wilkerson	7.05
2002	_ Kellie Wilkerson	7.22
2003	_ Melissa Massey	3.38
2004	_ Melissa Massey	4.47
2005	_ Melissa Massey	6.54
2006	_ Ragan Blake	6.65
2007	_ Sara Hickerson	5.00
2008	_ Misty Flesher	4.64
2009	_ Lindsey Dunlap	5.18
2010	_ Lindsey Dunlap	6.47
2011	_ Kylie Vry	5.03
2012	_ Kylie Vry	6.71
2013	_ Alison Owen	8.83
2014	_ Alison Owen	8.86
2015	_ Alexis Silkwood	6.43

## Saves

1997	_ Michelle Gates	1
1998	_ Autumn Anderson	3
1999	_ Kellie Wilkerson	8
2000	_ Jennifer Pursell	4
2001	_ Kellie Wilkerson	10
2002	_ Kellie Wilkerson	14
2003	_ Stephanie Owens	5
2004	_ Stephanie Comeaux	3
2005	_ Ragan Blake	7
2006	_ Kelli Miller	1
2007	_ Sara Hickerson	10
2008	_ Elizabeth Woolven	4
2009	_ Lindsey Dunlap	4
2010	_ Stephanie Becker	2
	_ Lindsey Dunlap	2
2011	_ Misty Flesher	4
2012	_ Kylie Vry	3
2013	_ Alison Owen	5
2014	_ Alexis Silkwood	2
2015	_ Alexis Silkwood	2

## FIELDING

## Fielding Percentage (min. 125 chances)

1997	_ Alicia Judd	.984
1998	_ Cheri Smith	.985
1999	_ Cheri Smith	.990
2000	_ Keri McCallum	.992
2001	_ Kate Jaspers	.987
2002	_ Kellie Wilkerson	.988
2003	_ Kate Jaspers	.994
2004	_ Jennifer Waterman	.992
2005	_ Lindsay Hunley	.996
2006	_ Blair Hewett	.997
2007	_ Sammie Jo Bailey	.988
2008	_ Chelsea Bramlett	.993
2009	_ Chelsea Bramlett	.990
2010	_ Courtney Nesbit	.986
2011	_ Courtney Nesbit	.986
2012	_ Ka'ili Smith	.990
2013	_ Sam Lenahan	.984
2014	_ Sam Lenahan	.998
2015	_ Katie Anne Bailey	.981





# MISSISSIPPI STATE SOFTBALL

## TEAM YEAR-BY-YEAR RECORDS AND STATISTICS



### RECORDS

Year	W	L	T	Overall			Home	Away	Neutral	Southeastern Conference			
				Pct.						W	L	T	Pct.
1982	2	18	0	.100	2-4	0-2	0-12			N/A			
1983	6	13	0	.316	3-5	2-2	1-6			N/A			
1984	11	20	0	.355	5-11	4-6	2-3			N/A			
1985	28	12	0	.667	11-5	5-3	12-4			N/A			
1986	27	11	0	.711	13-5	8-2	6-4			N/A			
1997	29	27	0	.518	12-12	6-8	10-7			11	17	0	.393
1998	36	21	0	.632	14-8	12-6	10-7			15	11	0	.577
1999	38	29	0	.567	21-6	6-14	11-9			15	15	0	.500
2000	44	27	0	.620	19-11	11-7	14-9			17	13	0	.567
2001	36	26	0	.581	19-7	12-9	5-10			19	11	0	.633
2002	36	31	0	.537	17-8	7-12	12-11			13	16	0	.448
2003	34	30	0	.531	11-8	10-14	13-8			13	16	0	.448
2004	39	26	0	.600	23-6	9-13	7-7			14	15	0	.483
2005	35	31	0	.530	19-10	6-13	10-8			12	18	0	.400
2006	33	28	0	.541	16-11	9-13	8-4			7	22	0	.241
2007	35	27	0	.565	18-6	7-13	10-8			14	14	0	.500
2008	41	22	0	.651	20-8	10-6	11-8			13	14	0	.481
2009	28	28	0	.500	17-10	7-12	4-6			13	14	0	.481
2010	26	29	0	.473	11-12	7-12	8-5			7	20	0	.259
2011	24	32	0	.429	17-7	3-16	4-9			10	19	0	.345
2012	33	24	0	.579	16-11	13-7	4-6			12	16	0	.429
2013	33	24	0	.579	14-9	8-13	10-2			8	16	0	.333
2014	39	21	0	.650	20-7	10-10	9-4			10	14	0	.417
2015	36	21	0	.632	20-10	12-7	4-4			10	14	0	.417

### BATTING

YEAR	GP	W	L	T	AVG	AB	R	H	2B	3B	HR	RBI	TB	SLG%	BB	HBP	SO	OB%	SF	SH	SB-ATT	PO	A	E	FLD%
1982																									
1983	19	6	13	0	.248	528	60	131	9	9	8	42			53		77	.386							
1984	31	11	20	0	.218	852	107	186	23	7	5	76			64	9	107	.373							
1985	40	28	12	0	.285	1102	250	314	38	27	22	193			103		121					826	334	72	.942
1986	38	27	11	0	.247	997	178	246	14	11	19	121	290		92		140				67-77	773	367	86	.930
1997	54	30	24	0	.269	1389	212	373	58	14	11	179	492	.354	126	15	169	.335	4	65	78-101	1063	415	88	.944
1998	<b>65</b>	<b>49</b>	16	0	.263	1595	241	419	65	15	29	219	601	.377	133	17	230	.323	14	<b>70</b>	54-79	1305	477	68	.963
1999	62	45	17	0	.285	1628	246	464	70	8	21	214	613	.377	140	18	243	.346	11	57	76-101	1292	479	77	.958
2000	58	30	27	<b>1</b>	.261	1536	188	401	51	6	18	178	518	.337	135	22	290	.327	10	57	63-81	1204	532	74	.959
2001	53	24	29	0	.234	1314	150	307	52	2	9	126	390	.297	130	21	258	.310	12	42	45-60	1063	517	80	.952
2002	63	50	13	0	.269	1659	220	447	68	7	20	187	589	.355	131	18	268	.328	8	60	67-101	<b>1354</b>	396	58	.968
2003	58	<b>49</b>	<b>9</b>	0	.252	1429	216	360	66	8	29	179	529	.370	138	8	246	.319	9	56	50-79	1199	355	45	.972
2004	49	24	25	0	.274	1291	197	354	68	9	36	180	548	.424	116	14	241	.339	7	35	33-52	987	433	67	.955
2005	62	49	13	0	.233	1588	174	370	46	10	15	143	481	.303	111	32	330	.295	10	48	66-96	1341	309	<b>37</b>	<b>.978</b>
2006	64	55	<b>9</b>	0	.254	1577	239	400	78	15	46	210	646	.410	150	28	324	.329	4	22	107-133	1316	267	43	.974
2007	62	35	27	0	.297	<b>1680</b>	305	499	66	14	23	265	662	.394	151	37	326	.365	<b>15</b>	53	116-131	1258	<b>627</b>	94	.953
2008	63	41	22	0	.311	1660	310	<b>517</b>	66	17	22	253	683	.411	153	35	256	.380	9	48	126-147	1237	523	55	.970
2009	56	28	28	0	.279	1449	236	404	62	9	18	200	538	.371	114	43	284	.346	16	44	101-116	1106	333	34	.977
2010	55	26	29	0	.286	1431	256	409	57	18	31	223	595	.416	145	31	317	.361	13	26	99-114	1070	429	60	.962
2011	56	24	32	0	.262	1421	233	372	70	15	40	216	592	.417	182	34	<b>351</b>	.357	8	24	48-61	1071	398	71	.954
2012	57	33	24	0	.274	1449	254	397	52	12	35	213	578	.399	202	57	282	.383	6	34	92-114	1122	332	56	.963
2013	57	33	24	0	.267	1448	247	387	61	5	51	229	611	.422	204	33	345	.369	8	26	114-146	1143	240	56	.961
2014	60	39	21	0	.257	1507	272	388	70	10	34	244	580	.385	<b>206</b>	<b>88</b>	315	.376	14	34	88-110	1194	335	38	.976
2015	54	36	21	0	<b>.312</b>	1522	<b>326</b>	475	<b>84</b>	7	<b>54</b>	<b>294</b>	<b>753</b>	<b>.495</b>	194	72	244	<b>.415</b>	15	27	<b>101-115</b>	1129	238	60	.963

### PITCHING

YEAR	ERA	CG	SHO	SV	IP	H	R	ER	BB	SO	2B	3B	HR	AVG	WP	HBP
1982																
1983	4.42	16	5		135.2	<b>145</b>	82	49	<b>25</b>	33	17	8	3	.255		
1984	2.38	21	22	0	214.1	183	144	81	154	63	7	4	3	.218		
1985	1.60	35	6	0	275.1	213	103	63	96	121	21	8	4	.205		
1986	1.29	22	8	7	257.2	175	80	<b>37</b>	68	90	<b>6</b>	4	<b>1</b>	.187		
1997	2.78	27	10	4	354.2	337	191	141	150	301	51	17	16	.245	35	22
1998	1.11	38	27	7	436.1	239	101	69	160	529	35	4	7	.157	49	13
1999	1.20	40	27	4	430.2	243	104	74	143	524	37	2	14	.162	30	22
2000	2.09	40	14	0	401.0	311	162	120	128	272	42	1	24	.213	21	<b>12</b>
2001	2.57	32	12	1	354.1	319	179	130	146	234	42	6	22	.239	35	17
2002	1.10	35	27	8	<b>452.0</b>	229	99	71	126	719	29	3	13	.146	38	24
2003	0.61	38	33	1	399.2	178	<b>48</b>	35	81	621	14	2	15	.132	<b>7</b>	19
2004	3.21	12	4	3	329.0	333	203	151	160	227	62	7	27	.259	35	22
2005	<b>0.60</b>	41	<b>35</b>	3	447.0	168	64	38	104	835	32	3	11	.114	17	25
2006	0.81	<b>52</b>	34	2	438.2	163	66	51	110	<b>849</b>	19	<b>0</b>	17	<b>.111</b>	14	21
2007	2.50	7	10	<b>13</b>	419.1	415	227	150	104	240	57	7	31	.249	28	19
2008	2.21	33	14	7	412.1	379	162	130	96	252	51	4	29	.242	24	15
2009	3.74	27	9	5	368.2	402	232	197	126	260	49	15	50	.278	19	35
2010	4.53	18	7	5	356.2	382	274	231	220	227	74	7	48	.277	42	46
2011	4.90	12	5	7	357.0	435	313	250	165	242	58	8	50	.300	46	32
2012	2.88	20	5	5	374.0	310	194	154	184	358	39	11	27	.224	24	48
2013	2.66	24	10	7	381.0	277	188	145	113	468	40	5	51	.199	16	44
2014	2.67	27	14	3	398.0	312	175	152	112	438	50	5	45	.212	22	29
2015	3.72	27	7	2	376.1	377	253	200	208	312	54	7	52	.253	19	51

Bold indicates best mark in each category



# GRAND SLAMS AND MISCELLANEOUS STREAKS

## ALL-TIME GRAND SLAMS

Player	Opponent	Date
Michelle Gates	Auburn	May 7, 1999
Kasey Whitehead	Florida State	March 4, 2000
Kasey Whitehead	Auburn	May 1, 2000
Iyhia McMichael	Samford	Feb. 16, 2003
Iyhia McMichael	Alabama	April 12, 2003
Brooke Best	Florida	April 26, 2003
Michelle Kinney	LSU	March 30, 2005
Lindsey Hunley	Seton Hall	Feb. 23, 2007
Jessie Bailey	Georgia	April 21, 2007
Courtney Bures	Arkansas	May 5, 2007
Hayle Guess	Pacific	May 18, 2007
Chelsea Bramlett	UC-Riverside	Feb. 9, 2008
Jessie Bailey	Louisiana-Monroe	Feb. 7, 2009
Ka'ili Smith	Oregon State	Feb. 20, 2010
Ka'ili Smith	Georgetown	March 13, 2010
Courtney Nesbit	Ole Miss	March 21, 2010
Jessica Cooley	Mississippi Valley State	March 24, 2010
Erin Nesbit	Mississippi Valley State	April 7, 2010
Heidi Shape	UNLV	Feb. 11, 2011
Brittany Bell	South Alabama	Feb. 9, 2012
Brittany Bell	Louisiana Tech	March 2, 2012
Jessica Cooley	Samford	March 4, 2012
Jessica Cooley	Georgia State	Feb. 9, 2013
Erin Nesbit	Hofstra	March 1, 2013
Katie Anne Bailey	Georgia State	March 12, 2014
Heidi Shape	Samford	March 26, 2014
Sam Lenahan	Arkansas	April 26, 2014
<b>Mackenzie Toler</b>	<b>Arkansas</b>	<b>April 26, 2014</b>
<b>Amanda Ivy</b>	<b>Mississippi Valley State</b>	<b>Feb. 5, 2015</b>
<b>Amanda Ivy</b>	<b>Texas A&amp;M</b>	<b>March 14, 2015</b>
Katie Gentle	Tennessee	April 19, 2015

## TOP-10 LONGEST WINNING STREAKS

Games	Dates
16	Feb. 10 - March 3, 2006
15	Feb. 7-28, 2014
15	March 21 - April 10, 1986
12	April 10 - May 4, 2012
11	Feb. 8-17, 2008
11	Feb. 16 - March 8, 2003
10	April 20 - May 13, 2004
9	Feb. 23 - March 6, 2013
9	March 23 - April 1, 2001
8	Feb. 13-25, 2009
8	Feb. 13-26, 2000
8	March 23 - April 2, 1985
8	March 26 - April 6, 1999
8	Feb. 26 - March 2, 1997

## 16-OR-MORE GAME HITTING STREAKS

Games	Player	Dates
25	Iyhia McMichael	March 8 - April 9, 2003
24	Kellie Wilkerson	Feb. 6 - March 12, 1999
22	Chelsea Bramlett	Feb. 14 - March 13, 2010
20	Jennifer Nelson	March 22 - April 18, 2003
20	Keri McCallum	April 17 - May 8, 1999
19	Keri McCallum	March 11 - April 1, 2000
19	Keri McCallum	May 3, 1997 - March 11, 1998
18	Kellie Wilkerson	April 17 - May 8, 1999
17	Iyhia McMichael	April 3 - May 8, 2004
16	Chelsea Bramlett	Feb. 15 - March 15, 2009
16	Nakita Boyce	Feb. 24 - March 17, 2007
16	Keri McCallum	March 14 - April 8, 1998
16	Jenny Hehnke	March 28 - April 11, 1997

## CAREER GRAND SLAMS

Player	Number
3	Jessica Cooley
<b>2</b>	<b>Amanda Ivy</b>
2	Jessie Bailey
2	Brittany Bell
2	Iyhia McMichael
2	Erin Nesbit
2	Heidi Shape
2	Ka'ili Smith
2	Kasey Whitehead
<b>1</b>	<b>Mackenzie Toler</b>
<b>1</b>	<b>Katie Anne Bailey</b>
1	Brooke Best
1	Chelsea Bramlett
1	Courtney Bures
1	Lindsey Hunley
1	Michelle Gates
1	Hayle Guess
1	Michelle Kinney
1	Sam Lenahan
1	Courtney Nesbit



## THE LAST TIME A TEAM...

### BATTING

#### Had 10+ hits

**MSU:** May 2, 2015; at South Carolina (12)

**OPP:** May 15, 2015; vs. Baylor (10)

#### Had 15+ hits

**MSU:** March 21, 2015; vs. Ole Miss-2 (15)

**OPP:** April 19, 2015; Tennessee (15)

#### Scored 5+ runs

**MSU:** May 2, 2015; at South Carolina (9)

**OPP:** May 17, 2015; vs. Baylor (7)

#### Scored 10+ runs

**MSU:** April 22, 2015; vs. Memphis (11)

**OPP:** April 19, 2015; Tennessee (16)

#### Scored 15+ runs

**MSU:** April 6, 2015; at Arkansas (16)

**OPP:** April 19, 2015; Tennessee (16)

#### Hit 2 home runs

**MSU:** May 2, 2015; at South Carolina (2)

**OPP:** May 6, 2015; Mizzou (3)

#### Hit 3+ home runs

**MSU:** April 19, 2015; vs. Tennessee (4)

**OPP:** May 6, 2015; Mizzou (3)

#### Stole 4+ bases

**MSU:** April 25, 2015; vs. Ga. Southern (7)

**OPP:** March 8, 2014; Georgia (4)

#### Left 10 runners on base

**MSU:** May 15, 2015; vs. Baylor (10)

**OPP:** May 2, 2015; South Carolina (11)

### PITCHING

#### Threw a no-hitter

**MSU:** March 25, 2015; vs. Southern Miss-1

**OPP:** March 7, 2014; Kentucky

#### Threw a shutout

**MSU:** April 4, 2015; at Arkansas

**OPP:** May 16, 2015; Weber State

#### Recorded 10+ strikeouts

**MSU:** April 26, 2015; vs. Ga. Southern (11)

**OPP:** March 29, 2014; Florida (10)

#### Recorded 15+ strikeouts

**MSU:** Feb. 5, 2015; vs. Miss. Valley St. (15)

**OPP:** March 8, 2013; LSU (22)

### FIELDING

#### Did not commit an error

**MSU:** May 16, 2015; vs. Weber State

**OPP:** May 17, 2015; vs. Baylor

#### Committed 2+ errors

**MSU:** May 2, 2015; at South Carolina (2)

**OPP:** May 2, 2015; South Carolina (3)

#### Committed 4+ errors

**MSU:** February 27, 2015; No. 11 Minnesota (6)

**OPP:** April 6, 2015; Arkansas (4)

#### Turned a double play

**MSU:** May 17, 2015; vs. Baylor

**OPP:** May 6, 2015; Mizzou

#### Turned a triple play

**MSU:** May 4, 1997; vs. Auburn

**OPP:** May 17, 2013; BYU

#### Threw a runner out at the plate

**MSU:** May 6, 2015; vs. Mizzou (6-2)

**OPP:** May 3, 2015; South Carolina (5-2)

### WINS & LOSSES

#### Won in extra innings

**MSU:** April 26, 2015; vs. Ga. Southern (7-5 in 9 innings)

**OPP:** March 21, 2015; Ole Miss-1 (8-7 in 9 innings)

#### Won by 8-run rule

**MSU:** April 22, 2015; vs. Memphis (11-3 in 5 innings)

**OPP:** May 6, 2015; Mizzou (9-0 in 6 innings)

### IN AN INNING

#### Scored 8+ runs in one inning

**MSU:** April 26, 2014; 2nd inning vs. Arkansas (10)

**OPP:** March 28, 2015; 1st inning, Florida (11)

#### Had 7+ hits in one inning

**MSU:** March 20, 2015; 7th inning vs. Ole Miss (7)

**OPP:** March 21, 2014; 4th inning, Auburn (7)

#### Hit back-to-back home runs

**MSU:** May 2, 2014; 4th inning at LSU

(Echols and Foulks)

**OPP:** May 3, 2015; 2nd inning, South Carolina

#### Had 4+ walks in an inning

**MSU:** April 6, 2015; 5th inning at Arkansas (4)

**OPP:** March 28, 2015; 1st inning, Florida (5)

### MISSISSIPPI STATE COMEBACKS

#### Overcame a deficit of 2 or more runs to win

April 26, 2015 vs. Florida (2)

#### Overcame a deficit of 3 or more runs to win

March 29, 2015 vs. Florida (3)

#### Overcame a deficit of 4 or more runs to win

March 21, 2015 vs. Ole Miss (5)

#### Overcame a deficit of 5 or more runs in a win

March 21, 2015 vs. Ole Miss (5)



## THE LAST TIME AN INDIVIDUAL...

**BATTING****Had 3 hits in a game**

**MSU:** April 26, 2015; Mackenzie Toler  
at Georgia Southern (3)  
**OPP:** May 1, 2015; Alaynie Page, South Carolina (4)

**Had 4+ hits in a game**

**MSU:** April 26, 2015; Katie Anne Bailey  
at Georgia Southern (4)  
**OPP:** May 1, 2015; Alaynie Page, South Carolina (4)

**Scored 3 runs**

**MSU:** April 26, 2015; Julia Echols  
at Georgia Southern (3)  
**OPP:** May 15, 2015; Ari Hawkins, Baylor (3)

**Scored 4+ runs**

**MSU:** March 7, 2008; Hayle Guess  
vs. Charleston Southern (4)  
**OPP:** March 16, 2011; Kelsey Bruder, Florida (4)

**Had 3 RBI**

**MSU:** May 2, 2015; Mackenzie Toler at South Carolina (6)  
**OPP:** May 15, 2015; Shelby Friudenberg, Baylor (3)

**Had 4 RBI**

**MSU:** May 2, 2015; Mackenzie Toler at South Carolina (6)  
**OPP:** May 6, 2015; Kelsea Roth, Mizzou (4)

**Had 5 RBI**

**MSU:** May 2, 2015; Mackenzie Toler at South Carolina (6)  
**OPP:** April 19, 2015; Megan Greer, Tennessee (5)

**Had 6+ RBI**

**MSU:** May 2, 2015; Mackenzie Toler at South Carolina (6)  
**OPP:** March 16, 2011; Kelsey Bruder, Florida (6)

**Hit 2+ doubles**

**MSU:** March 1, 2015; Caroline Seitz vs. Notre Dame (3)  
**OPP:** March 4, 2014; Hayley Davis, UAB (2)

**Hit a triple**

**MSU:** April 26, 2015; Katie Anne Bailey at Georgia Southern  
**OPP:** May 3, 2015; Kaylea Snaer, South Carolina

**Hit 2+ triples**

**MSU:** April 26, 2015; Katie Anne Bailey  
at Georgia Southern

**Hit 2+ home runs**

**MSU:** May 2, 2015; Mackenzie Toler at South Carolina (2)  
**OPP:** April 19, 2015; Megan Greer, Tennessee (2)

**Hit a walk-off, game-winning home run**

**MSU:** March 29, 2015; Caroline Seitz vs. Florida  
**OPP:** May 6, 2015; Kirsten Mack, Mizzou

**Hit a grand slam**

**MSU:** April 19, 2015; Katie Gentle vs. Tennessee  
**OPP:** May 6, 2015; Kelsea Roth, Mizzou

**Led off first inning with a home run**

**MSU:** April 26, 2015; Julia Echols at Georgia Southern  
**OPP:** May 7, 2014; Christian Stokes, Kentucky

**Stole 3+ bases**

**MSU:** May 16, 2015; Loryn Nichols vs. Weber State (3)  
**OPP:** May 10, 2012; Jennifer Fenton, Alabama (3)

**Drew 3 walks**

**MSU:** May 15, 2015; Mackenzie Toler vs. Baylor (3)  
**OPP:** March 29, 2015; Bailey Castro, Florida (4)

**Drew 4+ walks**

**MSU:** March 30, 2005; Katie Cooley vs. LSU (4)  
**OPP:** March 29, 2015; Bailey Castro, Florida (4)

**PITCHING****Threw a no hitter**

**MSU:** March 25, 2015; Alexis Silkwood at Southern Miss-1  
**OPP:** March 7, 2014; Kelsey Nunley, Kentucky

**Threw a shutout**

**MSU:** April 4, 2015; Alexis Silkwood at Arkansas  
**OPP:** May 6, 2015; Tori Finucane, Mizzou

**Recorded 10+ Ks**

**MSU:** March 4, 2015; Alexis Silkwood vs.  
Kennesaw State (10)  
**OPP:** March 29, 2015; Aleshia Ocasio, Florida (10)

**Recorded 15+ Ks**

**MSU:** Feb. 5, 2015; Alexis Silkwood vs. Miss. Valley St. (15)  
**OPP:** March 8, 2013; Rachele Fico, LSU (22)

**Gave up 10+ hits**

**MSU:** May 15, 2015; Alexis Silkwood vs. Baylor (10)  
**OPP:** May 2, 2015; Julie Sarratt, South Carolina (11)

**Walked 5+ batters**

**MSU:** April 6, 2015; Alexis Silkwood vs. Mizzou (7)  
**OPP:** May 3, 2015; Nickie Blue, South Carolina (5)

**Struck out the side in order**

**MSU:** April 11, 2015; Mackenzie Toler  
at Mizzou (1st inning)  
**OPP:** March 29, 2014; Aleshia Ocasio, Florida (4th inning)

**FIELDING****Recorded 10+ putouts**

**MSU:** May 15, 2015; Erika Gaul vs. Baylor (10)  
**OPP:** April 17, 2015; Taylor Koenig, Tennessee (13)

**Recorded 15+ putouts**

**MSU:** Feb 5, 2015; Katie Anne Bailey  
vs. Miss. Valley St. (15)  
**OPP:** May 18, 2013; Alex Breeden, South Alabama (15)

**Recorded 5+ assists**

**MSU:** May 16, 2015; Caroline Seitz vs. Weber State (5)  
**OPP:** May 3, 2015; Krystan White, South Carolina (7)

**Committed 2+ errors**

**MSU:** March 28, 2015; Kayla Winkfield vs. Florida (2)  
**OPP:** May 2, 2015; Alaynie Page, South Carolina (2)





## TEAM RECORDS: SEASON

## BATTING

## Batting Average

1.	____.312 (475-1522)	2015
2.	____.311 (517-1660)	2008
3.	____.305 (527-1730)	2003
4.	____.303 (513-1695)	2004
5.	____.297 (499-1680)	2007

## At Bats

1.	____1,880	2000
2.	____1,814	2002
3.	____1,777	1999
4.	____1,730	2003
5.	____1,695	2004

## Runs Scored

1.	____337	2004
2.	____326	2015
3.	____310	2008
4.	____305	2007
5.	____302	2003

## Hits

1.	____550	2000
2.	____527	2003
3.	____520	1999
4.	____517	2008
5.	____513	2004

## Doubles

1.	____88	2002
2.	____84	2015
3.	____80	1999
	____80	2003
5.	____79	2000

## Triples

1.	____27	1985
	____27	2003
3.	____26	2004
4.	____24	1998
5.	____21	2000
	____21	1999

## Home Runs

1.	____54	2015
	____51	2013
3.	____47	2005
4.	____40	2003
	____40	2011

## Runs Batted In

1.	____294	2015
	____293	2004
3.	____270	2003
4.	____265	2007
5.	____253	2008

## Total Bases

1.	____781	2003
2.	____755	2000
3.	____753	2015
	____717	2004
5.	____694	2005

## Slugging Percentage

1.	____.495 (1522 AB)	2015
2.	____.451 (1730 AB)	2003
3.	____.428 (1102 AB)	1985
4.	____.423 (1695 AB)	2004
5.	____.422 (1448 AB)	2013

## Walks

1.	____206	2014
2.	____204	2013
3.	____202	2012
4.	____194	2015
5.	____191	2002

## Hit By Pitch

1.	____88	2014
2.	____72	2015
3.	____57	2012
4.	____43	2009
5.	____37	2007

## Strikeouts

1.	____351	2011
2.	____345	2013
3.	____344	2002
4.	____333	2005
5.	____326	2007

## Strikeouts Looking

1.	____103	2013
2.	____93	2005
3.	____92	2006
4.	____90	2011
5.	____89	2014

## On-Base Percentage

1.	____.411 (1522 AB)	2015
2.	____.383 (1449 AB)	2012
3.	____.380 (1660 AB)	2008
4.	____.376 (1507 AB)	2014
5.	____.370 (1695 AB)	2004

## Sacrifice Flies

1.	____17	2004
	____17	2000
3.	____16	2009
4.	____15	2015
	____15	2007
	____15	2006

## Sacrifice Hits

1.	____74	1999
2.	____72	2000
3.	____65	2001
4.	____60	2005
5.	____57	1997

## Stolen Bases

1.	____126 (126-147)	2008
2.	____116 (116-131)	2007
3.	____114 (114-146)	2013
4.	____105 (105-130)	2001
5.	____104 (104-126)	2000

## Stolen Base Attempts

1.	____147 (126-147)	2008
2.	____146 (114-146)	2013
3.	____144 (67-144)	1986
4.	____131 (116-131)	2007
5.	____130 (105-130)	2001

## PITCHING

## Earned Run Average

1.	____1.01 (257.2 IP)	1986
2.	____1.33 (405.0 IP)	1998
3.	____1.60 (275.1 IP)	1985
4.	____2.00 (406.0 IP)	2006
5.	____2.12 (380.1 IP)	1997

## Opponent Batting Average

1.	____.199 (381.0 IP)	2013
2.	____.212 (398.0 IP)	2014
3.	____.216 (405.0 IP)	1998
4.	____.224 (374.0 IP)	2012
5.	____.225 (406.0 IP)	2006

## Complete Games

1.	____45	1997
2.	____35	1985
3.	____34	2006
4.	____33	2008
	____33	2000

## Shutouts

1.	____17	1998
2.	____15	2004
3.	____14	2014
	____14	2008
	____14	2005

## Saves

1.	____16	2002
2.	____13	2007
	____13	2001
4.	____10	2003
5.	____9	2005

## Innings Pitched

1.	____487.1	2000
2.	____458.1	2003
	____458.1	2002
4.	____454.2	1999
5.	____429.1	2001

## Hits Allowed

1.	____486	2000
2.	____466	2003
	____466	2002
4.	____463	2005
5.	____435	2011

## Fewest Hits Allowed

1.	____145	1983
2.	____175	1986
3.	____183	1984
4.	____213	1985
5.	____277	2013

## Runs Allowed

1.	____313	2011
2.	____274	2010
3.	____253	2015
	____250	2005
5.	____241	2002
	____241	2003

## Earned Runs Allowed

1.	____250	2011
2.	____231	2010
3.	____200	2015
4.	____197	2009
5.	____191	2005

## Walks Allowed

1.	____220	2010
2.	____208	2015
3.	____184	2012
4.	____165	2011
5.	____154	1984

## Strikeouts

1.	____468	2013
2.	____438	2014
3.	____358	2012
4.	____312	2015
5.	____299	2006

## Strikeouts per Seven Innings

1.	____8.60 (381.0 IP)	2013
2.	____7.70 (398.0 IP)	2014
3.	____6.70 (374.0 IP)	2012
4.	____5.16 (406.0 IP)	2006
5.	____5.01 (405.0 IP)	1998

## Home Runs Allowed

1.	____51	2013
2.	____50	2011
	____50	2009
4.	____48	2010
5.	____45	2014

## Batters Faced

1.	____1,891	2005
2.	____1,834	2007
3.	____1,821	2004
4.	____1,778	2015
5.	____1,733	2008

## Consecutive Scoreless Innings

49 \_\_\_\_ 5-13-05 vs. Oklahoma to  
5-28-05 vs. Bethune Cookman

Consecutive Innings Without  
Allowing an Earned Run

64 \_\_\_\_ 2-26-02 vs. Stephen F. Austin  
to 3-13-02 vs. Arizona State



## TEAM RECORDS: SEASON

## FIELDING

## Putouts

1.	1,462	2000
2.	1,375	2002
3.	1,364	1999
4.	1,288	2001
5.	1,280	2005

## Assists

1.	757	2000
2.	648	1997
3.	637	2002
4.	627	2007
5.	610	2004

## Total Chances

1.	2,318	2000
2.	2,114	2002
3.	1,982	1999
4.	1,979	2007
5.	1,961	2001

## Errors

1.	102	2002
2.	99	2000
3.	94	2007
	94	1997
5.	86	1986

## Fielding Percentage

1.	.977 (1106-333-34)	2009
2.	.976 (1194-335-38)	2014
3.	.970 (1237-523-55)	2008
4.	.965 (1245-584-66)	2003
5.	.964 (1288-603-70)	2001

## Most caught stealing by

1.	22	2011
2.	21	2010
3.	19	2005
4.	17	2014
	17	2006

## MISCELLANEOUS

## Most Wins

1.	44	2000
2.	41	2008
3.	39	2014
	39	2004
5.	38	1999

## Fewest Losses

1.	9 (55-9)	2006
	9 (49-9)	2003
3.	10 (51-10)	2013
	10 (46-10)	2011
4.	13 (47-13)	2012
	13 (49-13)	2005
	13 (50-13)	2002

## Most Home Wins

1.	32 (32-1)	2006
2.	30 (30-6)	2012
3.	29 (29-3)	2013
4.	28 (28-2)	2003
5.	25 (25-5)	2011
	25 (25-5)	2005

## Fewest Home Losses

1.	1 (32-1)	2006
	1 (23-1)	2002
3.	2 (28-2)	2003
	2 (17-2)	1998
5.	3 (29-3)	2013

## Most Road Wins

1.	13	2012
2.	12	2015
	12	2001
	12	1998
5.	11	2000

## Fewest Road Losses

1.	1 (11-1)	2002
2.	2 (9-2)	2013
	2 (8-2)	2006
3.	3 (11-3)	2011
	3 (11-3)	2005
	3 (5-3)	2003
	3 (9-3)	1999

## Most Neutral Wins

1.	22 (22-9)	1998
2.	16 (16-4)	2003
	16 (16-11)	2002
4.	15 (15-6)	2006
	15 (15-10)	1999

## Fewest Neutral Losses

1.	2 (7-2)	2012
	2 (10-2)	2011
3.	4 (4-4)	2015
	4 (13-4)	2010
	4 (10-4)	2009
	4 (16-4)	2003

## Highest Single-Season Home Attendance (Total)

1.	28,536	2012
2.	26,785	2006
3.	26,511	2013
4.	22,184	2005
5.	21,828	2010

## Highest Single-Season Home Attendance (Average)

1.	1,148	1998
2.	1,071	2006
3.	1,008	2005
4.	910	2000
5.	839	2010

## Longest Winning Streaks

1.	16	Feb. 10-March 3, 2006
2.	15	Feb. 7-28, 2014
	15	March 21-April 10, 1986
4.	12	April 10-May 4, 2012
5.	11	Feb. 8-17, 2008
	11	Feb. 16-March 8, 2003

## Longest Losing Streaks

1.	7	3-4-00 vs. Oklahoma to 3-17-00 vs. Washington
		3-9-97 vs. Marshall to 3-22-97 vs. Ohio State
3.	6	4-21-01 vs. Oklahoma State to 5-2-01 vs. Texas Tech
4.	5	4-12-15 vs. Missouri to 4-19-15 vs. Tennessee
		4-11-07 vs. Baylor to 4-21-07 vs. Oklahoma State
		4-25-04 vs. Oklahoma State to 5-5-04 vs. Baylor
		4-3-04 vs. Oklahoma to 4-10-04 vs. Nebraska
		2-23-01 vs. Cal State Fullerton to 3-6-01 vs. Southwest Texas

## Consecutive Games Scoring at Least One Run - Season

1. 37 2-10-11 vs. Louisville to 4-10-11 at Nebraska

2. 36 2-4-98 vs. St. Edward's to 3-22-98 vs. Arizona

3. 35 2-9-12 vs. Cal State Fullerton to 4-6-12 vs. Missouri

4. 28 3-19-09 vs. North Texas to 5-17-09 vs. Mississippi Valley State

5. 27 2-11-06 vs. Northwestern to 3-17-06 vs. Louisiana

## Consecutive Games Scoring at Least One Run - Overall

1. 43 4-23-97 at UTSA to 3-22-98 vs. Arizona

2. 37 2-10-11 vs. Louisville to 4-10-11 at Nebraska

3. 36 5-21-11 vs. Louisiana to 4-6-12 vs. Missouri

2-4-98 vs. St. Edward's to 3-22-98 vs. Arizona

5. 35 2-9-12 vs. Cal State Fullerton to 4-6-12 vs. Missouri



## TEAM RECORDS: GAME

### BATTING

#### At Bats

1. \_ 46 \_LSU \_\_\_\_\_ 3-8-13
2. \_ 40 \_at Long Beach State \_ 3-1-06
3. \_ 39 \_at La.-Monroe \_\_\_\_\_ 2-8-09
- 39 \_at Jackson State \_\_\_\_\_ 2-7-04
- 39 \_at Kentucky \_\_\_\_\_ 3-22-13

#### Runs Scored

1. \_ 25 \_at Jackson State \_\_\_\_\_ 2-7-04
2. \_ 23 \_vs Seton Hall \_\_\_\_\_ 2-23-07
3. \_ 19 \_at Charleston Southern \_\_\_\_\_ 3-7-08
4. \_ 18 \_Arkansas \_\_\_\_\_ 4-26-14
- 18 \_Jackson State \_\_\_\_\_ 2-8-04

#### Hits

1. \_ 20 \_at La.-Monroe \_\_\_\_\_ 2-8-09
2. \_ 19 \_at Long Beach State \_ 3-11-06
3. \_ 17 \_at Southern Miss \_\_\_\_\_ 4-24-07
- 17 \_Arkansas \_\_\_\_\_ 4-26-14
5. \_ 16 \_vs Tennessee Tech \_\_\_\_\_ 2-24-07
- 16 \_at Jackson State \_\_\_\_\_ 2-7-04
- 16 \_Columbia \_\_\_\_\_ 3-3-12
- 16 \_Samford \_\_\_\_\_ 5-4-12
- 16 \_vs Hawai'i \_\_\_\_\_ 5-16-08

#### Doubles

1. \_ 6 \_at La.-Monroe \_\_\_\_\_ 2-8-09
2. \_ 5 \_East Tennessee State \_\_\_\_\_ 2-19-06
- 5 \_at Hawai'i \_\_\_\_\_ 3-6-09
- 5 \_#15/14 S. Carolina \_\_\_\_\_ 3-7-04
5. \_ 4 \_17 times

#### Triples

1. \_ 6 \_at Alabama A&M \_\_\_\_\_ 2-20-04
2. \_ 4 \_Ole Miss \_\_\_\_\_ 4-7-07
- 4 \_at Long Beach State \_ 3-11-06
4. \_ 3 \_at Miss. Valley State \_\_\_\_\_ 2-21-04
- 3 \_Middle Tennessee \_\_\_\_\_ 3-28-06

#### Home Runs

1. \_ 3 \_17 times

#### Runs Batted In

1. \_ 22 \_vs Seton Hall \_\_\_\_\_ 2-23-07
2. \_ 19 \_at Jackson State \_\_\_\_\_ 2-7-04
3. \_ 18 \_Arkansas \_\_\_\_\_ 4-26-14
4. \_ 16 \_at Charleston Southern \_\_\_\_\_ 3-7-08
5. \_ 14 \_at Georgia State \_\_\_\_\_ 3-12-14
- 14 \_at Southern Miss \_\_\_\_\_ 3-17-10

#### Total Bases

1. \_ 33 \_at Long Beach State \_ 3-11-06
2. \_ 31 \_Columbia \_\_\_\_\_ 3-3-12
3. \_ 30 \_at Alabama A&M \_\_\_\_\_ 2-20-04
4. \_ 29 \_at La.-Monroe \_\_\_\_\_ 2-8-09
5. \_ 26 \_Arkansas \_\_\_\_\_ 4-26-14
- 26 \_vs Seton Hall \_\_\_\_\_ 2-23-07

#### Walks

1. \_ 14 \_Miss. Valley State \_\_\_\_\_ 2-7-14
2. \_ 13 \_vs Seton Hall \_\_\_\_\_ 2-23-07
3. \_ 11 \_at UAB \_\_\_\_\_ 3-8-05
4. \_ 10 \_Ole Miss \_\_\_\_\_ 4-7-07
5. \_ 9 \_Seven times

#### Hit By Pitch

1. \_ 8 \_vs Kentucky \_\_\_\_\_ 5-7-14
2. \_ 6 \_vs Memphis \_\_\_\_\_ 2-12-12
- 6 \_at Kennesaw State \_ 3-11-14
4. \_ 5 \_at LSU \_\_\_\_\_ 5-4-14
5. \_ 4 \_Ole Miss \_\_\_\_\_ 4-14-13
- 4 \_at Tennessee \_\_\_\_\_ 4-20-14
- 4 \_vs Cal-Davis \_\_\_\_\_ 2-16-07
- 4 \_vs Nicholls St. \_\_\_\_\_ 3-1-14

#### Strikeouts

1. \_ 22 \_LSU \_\_\_\_\_ 3-8-13
2. \_ 17 \_at Texas \_\_\_\_\_ 5-21-05
3. \_ 14 \_vs UCLA \_\_\_\_\_ 3-12-06
- 14 \_at Georgia \_\_\_\_\_ 3-14-14
- 14 \_South Alabama \_\_\_\_\_ 5-18-13

#### Sacrifice Flies

1. \_ 3 \_at Arkansas \_\_\_\_\_ 4-17-04
2. \_ 2 \_16 times

#### Sacrifice Hits

1. \_ 5 \_at Kentucky \_\_\_\_\_ 3-27-04
- 5 \_LSU \_\_\_\_\_ 3-30-05
3. \_ 4 \_vs Long Island \_\_\_\_\_ 2-15-14
- 4 \_vs Utah \_\_\_\_\_ 2-26-05
- 4 \_at South Carolina \_\_\_\_\_ 3-13-12
- 4 \_at Arkansas \_\_\_\_\_ 5-4-08

#### Stolen Bases

1. \_ 10 \_Northern Kentucky \_\_\_\_\_ 2-7-14
2. \_ 8 \_at Miss. Valley State \_\_\_\_\_ 4-1-14
- 8 \_at Samford \_\_\_\_\_ 4-16-13
- 8 \_Troy \_\_\_\_\_ 2-8-13
5. \_ 7 \_at Miss. Valley St. \_\_\_\_\_ 2-25-09
- 7 \_UAB \_\_\_\_\_ 3-4-08

#### Stolen Base Attempts

1. \_ 10 \_Northern Kentucky \_\_\_\_\_ 2-7-14
2. \_ 8 \_at Miss. Valley State \_\_\_\_\_ 4-1-14
- 8 \_at Samford \_\_\_\_\_ 4-16-13
- 8 \_Troy \_\_\_\_\_ 2-8-13
5. \_ 7 \_Ole Miss \_\_\_\_\_ 4-14-13
- 7 \_at Miss. Valley St. \_\_\_\_\_ 2-25-09
- 7 \_UAB \_\_\_\_\_ 3-4-08
- 7 \_at Charleston Southern \_\_\_\_\_ 3-7-08
- 7 \_at Jacksonville State \_\_\_\_\_ 3-12-13
- 7 \_at UAB \_\_\_\_\_ 3-24-09

#### Runners Left on Base

1. \_ 13 \_LSU \_\_\_\_\_ 4-14-07
- 13 \_Miss. Valley State \_\_\_\_\_ 2-7-14
- 13 \_vs Nebraska \_\_\_\_\_ 2-24-07
- 13 \_at Jacksonville State \_\_\_\_\_ 3-12-13
- 13 \_vs Pacific \_\_\_\_\_ 5-19-07

### PITCHING

#### Innings Pitched

1. \_ 14.0 \_LSU \_\_\_\_\_ 3-8-13
2. \_ 11.0 \_vs Long Island \_\_\_\_\_ 2-15-14
3. \_ 10.0 \_10 times

#### Hits Allowed

1. \_ 17 \_#14/14 Tennessee \_\_\_\_\_ 3-20-04
- 17 \_LSU \_\_\_\_\_ 3-31-05
3. \_ 15 \_Tennessee \_\_\_\_\_ 4-23-06
- 15 \_at Florida \_\_\_\_\_ 3-16-11
5. \_ 14 \_Six times

#### Runs Allowed

1. \_ 18 \_vs Washington \_\_\_\_\_ 2-12-11
- 18 \_at Florida \_\_\_\_\_ 3-16-11
- 18 \_at Arkansas \_\_\_\_\_ 3-28-10
4. \_ 15 \_LSU \_\_\_\_\_ 3-31-05
5. \_ 13 \_at Arkansas \_\_\_\_\_ 4-7-12
- 13 \_Texas A&M \_\_\_\_\_ 2-20-10
- 13 \_vs Cal State Northridge \_\_\_\_\_ 3-14-10

#### Earned Runs Allowed

1. \_ 17 \_at Florida \_\_\_\_\_ 3-16-11
2. \_ 15 \_vs Washington \_\_\_\_\_ 2-12-11
3. \_ 13 \_at Arkansas \_\_\_\_\_ 4-7-12
- 13 \_Texas A&M \_\_\_\_\_ 2-20-10
- 13 \_vs Cal State Northridge \_\_\_\_\_ 3-14-10
- 13 \_at Arkansas \_\_\_\_\_ 3-28-10

#### Walks Allowed

1. \_ 14 \_vs Washington \_\_\_\_\_ 2-12-11
2. \_ 13 \_at Arkansas \_\_\_\_\_ 3-28-10
3. \_ 11 \_at Florida \_\_\_\_\_ 4-5-13
4. \_ 10 \_Alabama \_\_\_\_\_ 4-1-12
- 10 \_vs BYU \_\_\_\_\_ 5-17-12

#### Fewest Hits Allowed

1. \_ 0 \_41 times

#### Strikeouts

1. \_ 21 \_Lipscomb \_\_\_\_\_ 2-17-13
2. \_ 16 \_vs SIU-Edwardsville \_\_\_\_\_ 2-24-13
- 16 \_at Jacksonville State \_\_\_\_\_ 3-12-13
4. \_ 15 \_vs Wichita State \_\_\_\_\_ 2-23-13
5. \_ 14 \_vs Long Island \_\_\_\_\_ 2-15-14
- 14 \_at Kentucky \_\_\_\_\_ 3-22-13
- 14 \_Auburn \_\_\_\_\_ 3-29-13
- 14 \_Marshall \_\_\_\_\_ 3-29-14

#### Home Runs Allowed

1. \_ 6 \_Texas A&M \_\_\_\_\_ 2-20-10
2. \_ 5 \_at Tennessee \_\_\_\_\_ 4-19-14
3. \_ 4 \_Six times

#### Batters Faced

1. \_ 49 \_LSU \_\_\_\_\_ 3-8-13
2. \_ 48 \_vs Florida State \_\_\_\_\_ 3-11-11
3. \_ 47 \_at Arkansas \_\_\_\_\_ 3-28-10
4. \_ 46 \_at UNLV \_\_\_\_\_ 2-11-11
5. \_ 45 \_vs BYU \_\_\_\_\_ 5-17-12

### FIELDING

#### Putouts

1. \_ 42 \_LSU \_\_\_\_\_ 3-8-13
2. \_ 33 \_vs Long Island \_\_\_\_\_ 3-15-14
3. \_ 30 \_Six times

#### Assists

1. \_ 19 \_North Carolina State \_\_\_\_\_ 2-5-05
- 19 \_#25/22 Georgia Tech \_\_\_\_\_ 5-8-04
3. \_ 18 \_Georgia \_\_\_\_\_ 3-12-05
4. \_ 15 \_Nine times

#### Total Chances

1. \_ 54 \_LSU \_\_\_\_\_ 3-8-13
2. \_ 46 \_vs Florida State \_\_\_\_\_ 3-11-11
3. \_ 45 \_LSU \_\_\_\_\_ 4-14-07
- 45 \_at Georgia \_\_\_\_\_ 4-15-09
5. \_ 44 \_South Carolina \_\_\_\_\_ 3-25-06

#### Errors

1. \_ 6 \_vs Cal-Berkeley \_\_\_\_\_ 2-25-05
- 6 \_LSU \_\_\_\_\_ 3-31-05
3. \_ 5 \_Six times

#### Double Plays Turned

1. \_ 3 \_at Troy \_\_\_\_\_ 2-19-05
3. \_ 2 \_26 times

### MISCELLANEOUS

#### Largest Margin of Victory

1. \_ 23 (23-0) \_Cal State Fullerton \_\_\_\_\_ 2-9-12
2. \_ 17 (17-0) \_at UTSA \_\_\_\_\_ 4-13-99
3. \_ 16 (16-0) \_Oklahoma Christian \_\_\_\_\_ 2-16-06
4. \_ 15 (15-0) \_at Houston \_\_\_\_\_ 2-16-13
- (15-0) \_USTA \_\_\_\_\_ 2-10-12

#### Largest Margin of Defeat

1. \_ 14 (0-14) \_vs UCLA \_\_\_\_\_ 2-9-02
- (0-14) \_vs Arizona \_\_\_\_\_ 2-9-01
3. \_ 11 (0-11) \_vs Oklahoma \_\_\_\_\_ 5-12-00
- (0-11) \_at Washington \_\_\_\_\_ 3-10-01
5. \_ 10 (1-11) \_at Texas A&M \_\_\_\_\_ 4-28-04
- (0-10) \_Nebraska \_\_\_\_\_ 4-29-01

#### Most Runs, Combined

1. \_ 23 (W, 23-0) \_Cal State Fullerton \_\_\_\_\_ 2-9-12
2. \_ 21 (W, 13-8) \_vs San Jose State \_\_\_\_\_ 3-18-10
- (W, 15-6) \_Oklahoma \_\_\_\_\_ 3-28-09
4. \_ 20 (W, 16-4) \_at Kansas \_\_\_\_\_ 3-29-13
- (W, 11-9) \_vs Oregon State \_\_\_\_\_ 2-23-08
- (W, 11-9) \_vs Oregon \_\_\_\_\_ 2-13-97

Current athletes in **bold**.

## INDIVIDUAL CAREER RECORDS

## BATTING

Batting Average (min. 200 AB)

1.	_.461 (359-779)	Chelsea Bramlett	2007-10
2.	_.429 (318-742)	Kellie Wilkerson	1999-02
3.	_.390 (319-818)	Keri McCallum	1997-00
4.	_.382 (292-765)	Iyhia McMichael	2001-04
5.	_.372 (281-755)	Courtney Bures	2005-08
6.	_.341 (264-775)	Jenny Hehnke	1997-00
7.	_.339 (220-649)	Ka'ili Smith	2009-12
8.	_.332 (255-767)	Michelle Gates	1997-00
9.	_.330 (220-649)	<b>Caroline Seitz</b>	<b>2014-15</b>
10.	_.325 (74-228)	<b>Katie Anne Bailey</b>	<b>2014-15</b>

Games Played

1.	278	Briana Bell	2008-13
2.	262	Kellie Wilkerson	1999-02
3.	258	Iyhia McMichael	2001-04
4.	255	Hayle Guess	2004-08
	255	Jennifer Jessup	2001-05
6.	251	Courtney Bures	2005-08
7.	248	Karrie Rider	1997-00
	248	Kate Jaspers	2001-04
	248	Jenny Hehnke	1997-00
10.	247	Michelle Gates	1997-00
	247	Keri McCallum	1997-00

Games Started

1.	260	Kellie Wilkerson	1999-02
2.	258	Iyhia McMichael	2001-04
3.	255	Hayle Guess	2004-08
4.	251	Jennifer Jessup	2001-05
	251	Courtney Bures	2005-08
6.	248	Karrie Rider	1997-00
7.	247	Michelle Gates	1997-00
8.	246	Jenny Hehnke	1997-00
	246	Briana Bell	2008-13
10.	244	Keri McCallum	1997-00

At-Bats

1.	818	Keri McCallum	1997-00
2.	779	Chelsea Bramlett	2007-10
3.	775	Jenny Hehnke	1997-00
4.	767	Michelle Gates	1997-00
5.	765	Iyhia McMichael	2001-04
6.	755	Courtney Bures	2005-08
7.	742	Kellie Wilkerson	1999-02
8.	730	Hayle Guess	2004-08
9.	721	Karrie Rider	1997-00
10.	671	Briana Bell	2008-13
	671	Jessie Bailey	2007-10

Runs Scored

1.	219	Chelsea Bramlett	2007-10
2.	218	Iyhia McMichael	2001-04
3.	198	Kellie Wilkerson	1999-02
4.	191	Keri McCallum	1997-00
5.	160	Courtney Bures	2005-08
6.	152	Hayle Guess	2004-08
7.	144	Briana Bell	2008-13
8.	140	Michelle Gates	1997-00
9.	129	Ka'ili Smith	2009-12
10.	127	Ali Bainbridge	2008-11

Hits

1.	359	Chelsea Bramlett	2007-10
2.	319	Keri McCallum	1997-00
3.	318	Kellie Wilkerson	1999-02
4.	292	Iyhia McMichael	2001-04
5.	281	Courtney Bures	2005-08
6.	264	Jenny Hehnke	1997-00
7.	255	Michelle Gates	1997-00
8.	223	Hayle Guess	2004-08
9.	220	Ka'ili Smith	2009-12
10.	200	Ali Bainbridge	2008-11

Doubles

1.	61	Kellie Wilkerson	1999-02
2.	55	Michelle Gates	1997-00
3.	52	Courtney Bures	2005-08
4.	50	Iyhia McMichael	2001-04
5.	43	Keri McCallum	1997-00
6.	41	Ali Bainbridge	2008-11
7.	37	Sam Lenahan	2011-14
8.	36	Jennifer Waterman	2001-04
9.	35	Jenny Hehnke	1997-00
10.	35	<b>Caroline Seitz</b>	<b>2014-15</b>
	34	Ka'ili Smith	2009-12

Triples

1.	38	Keri McCallum	1997-00
2.	26	Iyhia McMichael	2001-04
3.	21	Michelle Gates	1997-00
4.	15	Courtney Bures	2005-08
5.	14	Hayle Guess	2004-08
6.	12	Nakita Boyce	2005-08
7.	11	Chelsea Bramlett	2007-10
8.	10	Jennifer Nelson	2000-03
	10	Meg Hartnett	1983-86
	10	Melanie Morgan	1983-86

Home Runs

1.	44	Kellie Wilkerson	1999-02
2.	37	Iyhia McMichael	2001-04
3.	31	Courtney Bures	2005-08
4.	30	Sam Lenahan	2011-14
5.	27	Jessica Cooley	2010-13
6.	26	Briana Bell	2008-13
7.	21	<b>Caroline Seitz</b>	<b>2014-15</b>
8.	20	Logan Foulks	2013-14
9.	18	Hayle Guess	2004-08
	18	Ka'ili Smith	2009-12

Runs Batted In

1.	193	Courtney Bures	2005-08
2.	182	Iyhia McMichael	2001-04
3.	175	Kellie Wilkerson	1999-02
4.	159	Michelle Gates	1997-00
5.	147	Sam Lenahan	2011-14
6.	140	Ka'ili Smith	2009-12
7.	120	Jennifer Waterman	2001-04
8.	119	Briana Bell	2008-13
9.	111	Hayle Guess	2004-08
10.	109	Heidi Shape	2011-14

Slugging Percentage

1.	_.713	Kellie Wilkerson (742 AB)	1999-02
----	-------	---------------------------	---------

2.	_.660	Iyhia McMichael (765 AB)	2001-04
3.	_.614	<b>Caroline Seitz (373 AB)</b>	<b>2014-15</b>
4.	_.604	Courtney Bures (755 AB)	2005-08
5.	_.565	Keri McCallum (818 AB)	1997-00
6.	_.536	Logan Foulks (349 AB)	2013-14
7.	_.529	Chelsea Bramlett (779 AB)	2007-10
8.	_.522	Michelle Gates (767 AB)	1997-00
9.	_.519	<b>Katie Anne Bailey (239 AB)</b>	<b>2014-15</b>
10.	_.512	Sam Lenahan (613 AB)	2011-14

Total Bases

1.	529	Kellie Wilkerson	1999-02
2.	505	Iyhia McMichael	2001-04
3.	462	Keri McCallum	1997-00
4.	456	Courtney Bures	2005-08
5.	412	Chelsea Bramlett	2007-10
6.	400	Michelle Gates	1997-00
7.	331	Hayle Guess	2004-08
8.	326	Ka'ili Smith	2009-12
9.	314	Sam Lenahan	2011-14
10.	312	Jenny Hehnke	1997-00

Walks

1.	177	Kellie Wilkerson	1999-02
2.	146	Iyhia McMichael	2001-04
3.	140	Sam Lenahan	2011-14
4.	111	Ka'ili Smith	2009-12
5.	91	Briana Bell	2008-13
6.	86	Katie Cooley	2004-07
7.	85	Cheri Smith	1998-01
8.	83	Heidi Shape	2011-14
9.	76	Jessica Cooley	2010-13
10.	74	Courtney Bures	2005-08

Hit By Pitch

1.	55	Briana Bell	2008-13
2.	36	Heidi Shape	2011-14
3.	33	Keri McCallum	1997-00
4.	32	<b>Julia Echols</b>	<b>2013-15</b>
5.	28	Courtney Bures	2005-08
6.	26	Ali Bainbridge	2008-11
7.	24	Sam Lenahan	2011-14
8.	19	<b>Ashley Phillips</b>	<b>2012-15</b>
9.	18	Kellie Wilkerson	1999-02
10.	14	Michelle Gates	1997-00
	14	<b>Alexis Silkwood</b>	<b>2014-15</b>

Strikeouts

1.	172	Sam Lenahan	2011-14
2.	166	Nakita Boyce	2005-08
3.	159	Briana Bell	2008-13
4.	155	Jessica Cooley	2010-13
5.	133	Jessie Bailey	2007-10
6.	121	Kendell Kimbrough	1997-00
7.	118	Callye Williams	2003-06
8.	117	Hayle Guess	2004-08
9.	114	Heidi Shape	2011-14
10.	113	Brittany Gates	2009-12





## INDIVIDUAL CAREER RECORDS

## BATTING

## On Base Percentage (min. 200 AB)

1.	_.544	Kellie Wilkerson (742 AB)	1999-02
2.	_.501	Chelsea Bramlett (779 AB)	2007-10
3.	_.481	Iyhia McMichael (765 AB)	2001-04
4.	_.441	Courtney Bures (755 AB)	2005-08
5.	_.440	Ka'ili Smith (649 AB)	2009-12
6.	_.439	Keri McCallum (818 AB)	1997-00
7.	_.439	Sam Lenahan (613 AB)	2011-14
8.	_.414	Briana Bell (671 AB)	2008-13
9.	_.411	<b>Julia Echols (388 AB)</b>	<b>2013-15</b>
10.	_.403	<b>Katie Anne Bailey (228 AB)</b>	<b>2014-15</b>

## Sacrifice Flies

1.	12	Courtney Bures	2005-08
2.	9	Chelsea Bramlett	2007-10
	9	Katie Cooley	2004-07
4.	8	Karrie Rider	1997-00
	8	Michelle Gates	1997-00
6.	7	Briana Bell	2008-13
	7	Heidi Shape	2011-14
	7	Kate Jaspers	2001-04
	7	Iyhia McMichael	2001-04
	7	Jennifer Waterman	2001-04

## Sacrifice Hits

1.	50	Karrie Rider	1997-00
2.	46	Kate Jaspers	2001-04
3.	42	Cheri Smith	1998-01
4.	38	Jenny Hehnke	1997-00
5.	35	Tracy Clark	1997-99
6.	32	Jennifer Nelson	2000-03
7.	30	Ali Bainbridge	2008-11
8.	28	Nakita Boyce	2005-08
9.	27	Heidi Shape	2011-14
10.	23	Kendell Kimbrough	1997-00
	23	Hayle Guess	2004-08

## Stolen Bases

1.	207	Chelsea Bramlett (207-224)	2007-10
2.	141	Iyhia McMichael (141-157)	2001-04
3.	90	Keri McCallum (90-114)	1997-00
4.	84	Kellie Wilkerson (84-104)	1999-02
5.	81	Michelle Gates (81-102)	1997-00
6.	75	Hayle Guess (75-86)	2004-08
7.	70	<b>Loryn Nichols (70-76)</b>	<b>2013-15</b>
8.	67	Nakita Boyce (67-75)	2005-08
9.	61	Briana Bell (61-75)	2008-13
10.	59	Jessica Offutt (59-69)	2011-14

## PITCHING

## ERA (min. 50 IP)

1.	1.26	Kim Davis (239.0 IP)	1985-86
2.	1.57	Autumn Anderson (529.2 IP)	1998-99
3.	1.62	Kellie Wilkerson (208.0 IP)	1999-02
4.	1.77	Vicki Bonar (257.0 IP)	1984-85
5.	1.91	Michelle Gates (176.0 IP)	1997-00
6.	1.95	Alicia Judd (272.2 IP)	1997-98
7.	1.99	Jennifer Pursell (454.2 IP)	2000-01
8.	2.05	Ragan Blake (259.2 IP)	2005-06
9.	2.12	Kelli Miller (454.2 IP)	2004-07

## Wins

1.	55	Melissa Massey (55-41)	2002-05
2.	49	Autumn Anderson (49-26)	1998-99
3.	45	Kelli Miller (45-34)	2004-07
4.	44	Misty Flesher (44-27)	2008-12
5.	42	Jennifer Pursell (42-29)	2000-01
6.	39	<b>Alexis Silkwood (38-20)</b>	<b>2014-15</b>
7.	38	Stephanie Becker (38-36)	2010-13
	38	Stephanie Comeaux (38-30)	2004-07
9.	35	Alison Owen (35-25)	2013-14
	35	Kelsey Nurnberg (35-26)	2007-09

## Losses

1.	41	Melissa Massey (55-41)	2002-05
2.	36	Stephanie Becker (38-36)	2010-13
3.	34	Kelli Miller (45-34)	2004-07
4.	30	Stephanie Comeaux (38-30)	2004-07
5.	29	Kylie Vry (26-29)	2010-13
	29	Lindsey Dunlap (24-29)	2009-12
	29	Jennifer Pursell (42-29)	2000-01
8.	27	Misty Flesher (44-27)	2008-12
9.	26	Kelsey Nurnberg (35-26)	2007-09
	26	Autumn Anderson (49-26)	1998-99

## Saves

1.	32	Kellie Wilkerson	1999-02
2.	12	Sara Hickerson	2004-07
3.	8	Lindsey Dunlap	2009-12
4.	7	Ragan Blake	2005-06
	7	Jennifer Pursell	2000-01
6.	6	Misty Flesher	2008-12
	6	Kylie Vry	2010-13
	6	Alison Owen	2013-14
9.	5	Stephanie Comeaux	2004-07
	5	Elizabeth Woolven	2008-10
	5	Stephanie Owens	2003
	5	Courtney Frank	2000-03

## Innings Pitched

1.	580.2	Melissa Massey	2002-05
2.	529.2	Autumn Anderson	1998-99
3.	511.1	Stephanie Becker	2010-13
4.	454.2	Kelli Miller	2004-07
	454.2	Jennifer Pursell	2000-01
6.	424.2	Misty Flesher	2008-12
7.	422.2	Stephanie Comeaux	2004-07
8.	404.2	Kelsey Nurnberg	2007-09
9.	384.0	Kasey Whitehead	2000-02
10.	375.0	Alison Owen	2013-14

## Appearances

1.	135	Stephanie Becker	2010-13
2.	131	Melissa Massey	2002-05
3.	123	Misty Flesher	2008-12
4.	116	Kylie Vry	2010-13
5.	110	Kelli Miller	2004-07
6.	107	Stephanie Comeaux	2004-07
7.	105	Kellie Wilkerson	1999-02
8.	101	Kelsey Nurnberg	2007-09
	101	Autumn Anderson	1998-99
10.	95	Kasey Whitehead	2000-02

## Games Started

1.	103	Melissa Massey	2002-05
2.	86	Stephanie Becker	2010-13
3.	82	Kelli Miller	2004-07
4.	77	Stephanie Comeaux	2004-07
5.	72	Kelsey Nurnberg	2007-09
6.	67	Autumn Anderson	1998-99
7.	66	Jennifer Pursell	2000-01
8.	64	Misty Flesher	2008-12
9.	57	Kylie Vry	2010-13
10.	55	Kasey Whitehead	2000-02

## Complete Games

1.	45	Melissa Massey	2002-05
2.	44	Autumn Anderson	1998-99
3.	36	Jennifer Pursell	2000-01
4.	34	Alison Owen	2013-14
5.	31	<b>Alexis Silkwood</b>	<b>2014-15</b>
6.	30	Vicki Bonar	1984-85
7.	28	Kim Davis	1985-86
8.	26	Misty Flesher	2008-12
	26	Kelli Miller	2004-07
10.	25	Stephanie Becker	2010-13

## Shutouts

1.	14	Melissa Massey	2002-05
	14	Kelli Miller	2004-07
3.	13	Autumn Anderson	1998-99
4.	10	Jennifer Pursell	2000-01
5.	9	Alicia Judd	1997-98
	9	<b>Alexis Silkwood</b>	<b>2014-15</b>
7.	8	Alison Owen	2013-14
	8	Kim Davis	1985-86
9.	7	Ragan Blake	2005-06
	7	Kylie Vry	2010-13

## Solo No-Hitters

1.	2	Stephanie Becker	2010-13
	2	Stephanie Comeaux	2004-07
	2	Ragan Blake	2005-06
	2	Melissa Massey	2002-05
5.	1	<b>Alexis Silkwood</b>	<b>2014-15</b>
	1	Alison Owen	2013-14
	1	Kylie Vry	2010-13
	1	Kelli Miller	2004-07
	1	Jennifer Pursell	2000-01
	1	Jenny Hehnke	1997-2000
	1	Alicia Judd	1997-98

## Solo Perfect Games

1.	1	Jenny Hehnke	1997-2000
----	---	--------------	-----------

## Strikeouts

1.	473	Alison Owen	2013-14
2.	451	Stephanie Becker	2010-13
3.	406	Autumn Anderson	1998-99
4.	366	<b>Alexis Silkwood</b>	<b>2014-15</b>
5.	341	Melissa Massey	2002-05
6.	296	Lindsey Dunlap	2009-12
7.	290	Kylie Vry	2010-13
8.	269	Stephanie Comeaux	2004-07
9.	257	Misty Flesher	2008-12
10.	250	Jennifer Pursell	2000-01



## INDIVIDUAL CAREER RECORDS

## PITCHING

## Strikeouts per Seven Innings (min. 135 IP)

1.	8.83	Alison Owen (375.0 IP)	2013-14
2.	<b>7.00</b>	<b>Alexis Silkwood (370 IP)</b>	<b>2014-15</b>
3.	6.50	Ragan Blake (259.2 IP)	2005-06
4.	6.17	Stephanie Becker (511.1 IP)	2010-13
5.	5.98	Lindsey Dunlap (346.1 IP)	2009-12
6.	5.89	Kellie Wilkerson (208.0 IP)	1999-02
7.	5.76	Kylie Vry (352.2 IP)	2010-13
8.	5.37	Autumn Anderson (529.2 IP)	1998-99
9.	4.51	Sara Hickerson (177.0 IP)	2004-07
10.	4.46	Stephanie Comeaux (422.2 IP)	2004-07

## Fewest Walks per Seven Innings (min. 135 IP)

1.	1.05	Alison Owen (375.0 IP)	2013-14
2.	1.23	Autumn Anderson (529.2 IP)	1998-99
3.	1.35	Michelle Gates (176.0 IP)	1997-00
4.	1.39	Jennifer Pursell (454.2 IP)	2000-01
5.	1.40	Kelli Miller (454.2 IP)	2004-07
6.	1.54	Ragan Blake (259.2 IP)	2005-06
7.	1.63	Kelsey Nurnberg (404.2 IP)	2007-09
8.	1.67	Kim Davis (239.0 IP)	1985-86
9.	1.75	Alicia Judd (272.2 IP)	1997-98
10.	1.82	Kasey Whitehead (384.0 IP)	2000-02

## Opponent Batting Average

1.	.193	Alison Owen	2013-14
2.	.195	Kellie Wilkerson	1999-02
3.	.207	Alexis Silkwood	2014
4.	.215	Autumn Anderson	1998-99
5.	<b>.223</b>	<b>Alexis Silkwood</b>	<b>2014-15</b>
6.	.229	Ragan Blake	2005-06
7.	.236	Jennifer Pursell	2000-01
8.	.238	Lindsey Dunlap	2009-12
9.	.250	Stephanie Comeaux	2004-07
10.	.252	Stephanie Becker	2010-13

## Hits Allowed

1.	573	Melissa Massey	2002-05
2.	495	Stephanie Becker	2010-13
3.	469	Kelli Miller	2004-07
4.	448	Misty Flesher	2008-12
5.	438	Kelsey Nurnberg	2007-09
6.	421	Autumn Anderson	1998-99
7.	416	Kasey Whitehead	2000-02
8.	404	Jennifer Pursell	2000-01
9.	400	Stephanie Comeaux	2004-07
10.	354	Kylie Vry	2010-13

## PITCHING

## Runs Allowed

1.	328	Stephanie Becker	2010-13
2.	307	Melissa Massey	2002-05
3.	249	Kylie Vry	2010-13
4.	246	Misty Flesher	2008-12
5.	245	Kelsey Nurnberg	2007-09
6.	219	Lindsey Dunlap	2009-12
7.	216	Kelli Miller	2004-07
8.	200	Stephanie Comeaux	2004-07
9.	199	Kasey Whitehead	2000-02
10.	<b>176</b>	<b>Alexis Silkwood</b>	<b>2014-15</b>

## Hit Batters

1.	58	Stephanie Becker	2010-13
2.	55	Lindsey Dunlap	2009-12
3.	32	Misty Flesher	2008-12
	32	Kylie Vry	2010-13
5.	30	Alison Owen	2013-14
	<b>30</b>	<b>Alexis Silkwood</b>	<b>2014-15</b>
7.	27	Stephanie Comeaux	2004-07
8.	24	Kelli Miller	2004-07
9.	<b>18</b>	<b>Holly Ward</b>	<b>2015</b>
10.	16	Melissa Massey	2002-05

## Wild Pitches

1.	55	Melissa Massey	2002-05
2.	53	Kylie Vry	2010-13
3.	35	Misty Flesher	2008-12
4.	29	Kelsey Nurnberg	2007-09
5.	28	Stephanie Becker	2010-13
	28	Kelli Miller	2004-07
	28	Sara Hickerson	2004-07
8.	23	Lindsey Dunlap	2009-12
	23	Jennifer Nelson	2000-03
10.	22	Kellie Wilkerson	1999-02
	22	Stephanie Comeaux	2004-07

## FIELDING

## Putouts

1.	1,430	Cheri Smith	1998-01
2.	1,321	Sammie Jo Bailey	2006-09
3.	1,178	Kate Jaspers	2001-04
4.	1,085	Sam Lenahan	2011-14
5.	950	Chelsea Bramlett	2007-10
6.	835	Jennifer Waterman	2001-04
7.	779	Nichole Henry	1997-00
8.	778	Blair Hewett	2004-07
9.	774	Lindsay Hunley	2005-08
10.	760	Keri McCallum	1997-00

## Assists

1.	617	Courtney Bures	2005-08
2.	614	Karrie Rider	1997-00
3.	549	Michelle Gates	1997-00
4.	489	Jennifer Jessup	2001-05
5.	444	Jessie Bailey	2007-10
6.	418	Callye Williams	2003-06
7.	390	Tanelda McDonald	2002-05
8.	373	Jenny Hehnke	1997-00
9.	329	Ali Bainbridge	2008-11
10.	258	Brooke Best	2000-03

## FIELDING

## Errors

1.	66	Karrie Rider	1997-00
2.	62	Courtney Bures	2005-08
3.	55	Michelle Gates	1997-00
4.	54	Jenny Hehnke	1997-00
5.	46	Jennifer Jessup	2001-05
6.	45	Callye Williams	2003-06
7.	37	Tanelda McDonald	2002-05
8.	35	Heidi Shape	2011-14
9.	34	Cheri Smith	1998-01
10.	32	Brooke Best	2000-03
	32	Nichole Henry	1997-00

## Total Chances

1.	1,687	Cheri Smith	1998-01
2.	1,447	Sammie Jo Bailey	2006-09
3.	1,287	Sam Lenahan	2011-14
4.	1,244	Kate Jaspers	2001-04
5.	1,140	Chelsea Bramlett	2007-10
6.	1,126	Karrie Rider	1997-00
7.	1,057	Courtney Bures	2005-08
8.	941	Jennifer Waterman	2001-04
9.	912	Keri McCallum	1997-00
10.	875	Jenny Hehnke	1997-00

## Fielding Percentage (min. 50 total chances)

1.	.991	Lindsay Hunley (774-61-8)	2005-08
2.	.988	Jennifer Waterman (835-95-11)	2001-04
3.	.988	Kate Jaspers (1178-51-15)	2001-04
4.	.988	Courtney Nesbit (740-65-10)	2008-11
5.	.985	Ka'ili Smith (617-44-10)	2009-12
6.	.983	Sam Lenahan (1085-180-22)	2011-14
7.	.981	Sammie Jo Bailey (1321-99-27)	2006-09
8.	.980	Kellie Wilkerson (685-108-16)	1999-02
9.	.980	Cheri Smith (1430-223-34)	1998-01
10.	.979	Blair Hewett (778-78-18)	2004-07



Current athletes in **bold**.

## INDIVIDUAL SEASON RECORDS

### BATTING

#### Batting Average (Min. 50 AB)

1. <u>.536</u> (98-183) <u>Chelsea Bramlett</u> _____ 2010
2. <u>.486</u> (88-181) <u>Chelsea Bramlett</u> _____ 2009
3. <u>.475</u> (87-183) <u>Iyhia McMichael</u> _____ 2004
4. <u>.450</u> (90-200) <u>Chelsea Bramlett</u> _____ 2008
5. <u>.443</u> (90-203) <u>Kellie Wilkerson</u> _____ 1999
6. <u>.431</u> (78-181) <u>Kellie Wilkerson</u> _____ 2000
7. <u>.427</u> (67-157) <u>Keri McCallum</u> _____ 1997
8. <u>.419</u> (70-167) <u>Kellie Wilkerson</u> _____ 2001
9. <u>.419</u> (80-191) <u>Kellie Wilkerson</u> _____ 2002
10. <u>.412</u> (100-243) <u>Keri McCallum</u> _____ 2000

#### Games Played

1. <u>71</u> <u>Karrie Rider</u> _____ 2000
71 <u>Keri McCallum</u> _____ 2000
3. <u>69</u> <u>Jenny Hehnke</u> _____ 2000
69 <u>Michelle Gates</u> _____ 2000
5. <u>68</u> <u>Kellie Wilkerson</u> _____ 2000
6. <u>67</u> <u>Eight times</u>

#### Games Started

1. <u>71</u> <u>Keri McCallum</u> _____ 2000
71 <u>Karrie Rider</u> _____ 2000
3. <u>69</u> <u>Michelle Gates</u> _____ 2000
4. <u>68</u> <u>Kellie Wilkerson</u> _____ 2000
68 <u>Jenny Hehnke</u> _____ 2000
6. <u>67</u> <u>Six times</u>

#### At-Bats

1. <u>243</u> <u>Keri McCallum</u> _____ 2000
2. <u>235</u> <u>Keri McCallum</u> _____ 1999
3. <u>216</u> <u>Karrie Rider</u> _____ 2000
4. <u>215</u> <u>Chelsea Bramlett</u> _____ 2007
5. <u>211</u> <u>Michelle Gates</u> _____ 2000
6. <u>210</u> <u>Jenny Hehnke</u> _____ 2000
7. <u>209</u> <u>Courtney Bures</u> _____ 2005
8. <u>208</u> <u>Jennifer Nelson</u> _____ 2003
9. <u>207</u> <u>Iyhia McMichael</u> _____ 2002
10. <u>206</u> <u>Jenny Hehnke</u> _____ 1999

#### Runs Scored

1. <u>83</u> <u>Iyhia McMichael</u> _____ 2004
2. <u>64</u> <u>Keri McCallum</u> _____ 2000
3. <u>63</u> <u>Iyhia McMichael</u> _____ 2003
4. <u>57</u> <u>Keri McCallum</u> _____ 1999
5. <u>56</u> <u>Chelsea Bramlett</u> _____ 2010
56 <u>Chelsea Bramlett</u> _____ 2007
7. <u>55</u> <u>Chelsea Bramlett</u> _____ 2009
55 <u>Kellie Wilkerson</u> _____ 2001
9. <u>52</u> <u>Chelsea Bramlett</u> _____ 2008
10. <u>51</u> <u>Kellie Wilkerson</u> _____ 2002

#### Hits

1. <u>100</u> <u>Keri McCallum</u> _____ 2000
2. <u>98</u> <u>Chelsea Bramlett</u> _____ 2010
3. <u>90</u> <u>Kellie Wilkerson</u> _____ 1999
90 <u>Chelsea Bramlett</u> _____ 2008
5. <u>88</u> <u>Keri McCallum</u> _____ 1999
88 <u>Chelsea Bramlett</u> _____ 2009
7. <u>87</u> <u>Iyhia McMichael</u> _____ 2004
8. <u>83</u> <u>Chelsea Bramlett</u> _____ 2007
9. <u>81</u> <u>Courtney Bures</u> _____ 2005
10. <u>80</u> <u>Kellie Wilkerson</u> _____ 2002

#### Doubles

1. <u>22</u> <u>Keri McCallum</u> _____ 1999
2. <u>20</u> <u><b>Caroline Seitz</b></u> _____ 2014
3. <u>18</u> <u>Jennifer Waterman</u> _____ 2003
18 <u>Kellie Wilkerson</u> _____ 2002
5. <u>17</u> <u>Kellie Wilkerson</u> _____ 1999
6. <u>16</u> <u>Michelle Gates</u> _____ 1997
16 <u>Iyhia McMichael</u> _____ 2004
16 <u>Courtney Bures</u> _____ 2005
16 <u>Caroline Seitz</u> _____ 2015
9. <u>15</u> <u>Iyhia McMichael</u> _____ 2002
15 <u>Michelle Gates</u> _____ 1998
15 <u>Michelle Gates</u> _____ 1999

#### Triples

1. <u>11</u> <u>Keri McCallum</u> _____ 2000
11 <u>Keri McCallum</u> _____ 1997
3. <u>10</u> <u>Keri McCallum</u> _____ 1999
10 <u>Michelle Gates</u> _____ 1998
10 <u>Iyhia McMichael</u> _____ 2004
6. <u>8</u> <u>Iyhia McMichael</u> _____ 2002
6 <u>Katie Anne Bailey</u> _____ 2015
7. <u>7</u> <u>Melanie Morgan</u> _____ 1985
7 <u>Jennifer Nelson</u> _____ 2003
9. <u>6</u> <u>Six times</u>

#### Home Runs

1. <u>18</u> <u>Iyhia McMichael</u> _____ 2003
2. <u>17</u> <u>Courtney Bures</u> _____ 2005
3. <u>15</u> <u>Jessica Cooley</u> _____ 2012
15 <u>Caroline Seitz</u> _____ 2015
4. <u>14</u> <u>Kellie Wilkerson</u> _____ 2001
5. <u>13</u> <u>Kellie Wilkerson</u> _____ 1999
13 <u>Logan Foulks</u> _____ 2013
7. <u>10</u> <u>Ka'ili Smith</u> _____ 2010
10 <u>Iyhia McMichael</u> _____ 2004
10 <u>Sam Lenahan</u> _____ 2013
10 <u>Jessica Cooley</u> _____ 2013
10 <u>Sam Lenahan</u> _____ 2014

#### Runs Batted In

1. <u>65</u> <u>Kellie Wilkerson</u> _____ 1999
2. <u>63</u> <u>Iyhia McMichael</u> _____ 2003
3. <u>56</u> <u>Courtney Bures</u> _____ 2007
4. <u>55</u> <u>Jennifer Waterman</u> _____ 2004
5. <u>54</u> <u>Courtney Bures</u> _____ 2005
54 <u>Caroline Seitz</u> _____ 2015
6. <u>50</u> <u>Ka'ili Smith</u> _____ 2010
7. <u>48</u> <u>Michelle Gates</u> _____ 1997
48 <u>Iyhia McMichael</u> _____ 2002
9. <u>47</u> <u>Kate Jaspers</u> _____ 2004
10. <u>46</u> <u>Courtney Bures</u> _____ 2008

#### Total Bases

1. <u>158</u> <u>Courtney Bures</u> _____ 2005
2. <u>153</u> <u>Iyhia McMichael</u> _____ 2004
3. <u>152</u> <u>Kellie Wilkerson</u> _____ 1999
4. <u>149</u> <u>Iyhia McMichael</u> _____ 2003
5. <u>145</u> <u>Keri McCallum</u> _____ 2000
6. <u>130</u> <u>Keri McCallum</u> _____ 1999
7. <u>129</u> <u>Kellie Wilkerson</u> _____ 2002
8. <u>128</u> <u>Kellie Wilkerson</u> _____ 2001
9. <u>123</u> <u>Michelle Gates</u> _____ 1998
123 <u>Caroline Seitz</u> _____ 2015
10. <u>120</u> <u>Kellie Wilkerson</u> _____ 2000

#### Slugging Percentage (Min. 50 AB)

1. <u>.836</u> (183 AB) <u>Iyhia McMichael</u> _____ 2004
2. <u>.801</u> (186 AB) <u>Iyhia McMichael</u> _____ 2003
3. <u>.766</u> (167 AB) <u>Kellie Wilkerson</u> _____ 2001
4. <u>.756</u> (209 AB) <u>Courtney Bures</u> _____ 2005
5. <u>.749</u> (203 AB) <u>Kellie Wilkerson</u> _____ 1999
6. <u>.675</u> (191 AB) <u>Kellie Wilkerson</u> _____ 2002
7. <u>.668</u> (184 AB) <u>Michelle Gates</u> _____ 1998
8. <u>.663</u> (181 AB) <u>Kellie Wilkerson</u> _____ 2000
9. <u>.651</u> (152 AB) <u>Briana Bell</u> _____ 2012
10. <u>.631</u> (195 AB) <u>Caroline Seitz</u> _____ 2015

#### Walks

1. <u>51</u> <u>Sam Lenahan</u> _____ 2013
51 <u>Iyhia McMichael</u> _____ 2004
3. <u>50</u> <u>Kellie Wilkerson</u> _____ 2002
4. <u>49</u> <u>Kellie Wilkerson</u> _____ 2000
5. <u>48</u> <u>Kellie Wilkerson</u> _____ 2001
6. <u>44</u> <u>Kaili Smith</u> _____ 2012
7. <u>40</u> <u>Ali Bainbridge</u> _____ 2011
40 <u>Heidi Shape</u> _____ 2014
9. <u>39</u> <u>Sam Lenahan</u> _____ 2014
10. <u>38</u> <u>Iyhia McMichael</u> _____ 2003

#### Hit By Pitch

1. <u>22</u> <u>Briana Bell</u> _____ 2012
2. <u>21</u> <u>Heidi Shape</u> _____ 2014
3. <u>16</u> <u><b>Julia Echols</b></u> _____ 2014
4. <u>15</u> <u><b>Julia Echols</b></u> _____ 2015
5. <u>14</u> <u>Courtney Bures</u> _____ 2007
14 <u>Alexis Silkwood</u> _____ 2015
7. <u>13</u> <u>Briana Bell</u> _____ 2009
8. <u>12</u> <u>Sam Lenahan</u> _____ 2014
12 <u>Keri McCallum</u> _____ 2000
10. <u>10</u> <u>Ali Bainbridge</u> _____ 2011

#### On Base Percentage (Min. 50 AB)

1. <u>.595</u> <u>Iyhia McMichael</u> (183 AB) _____ 2004
2. <u>.571</u> <u>Chelsea Bramlett</u> (183 AB) _____ 2010
3. <u>.555</u> <u>Kellie Wilkerson</u> (167 AB) _____ 2001
4. <u>.553</u> <u>Kellie Wilkerson</u> (181 AB) _____ 2000
5. <u>.550</u> <u>Kellie Wilkerson</u> (191 AB) _____ 2002
6. <u>.532</u> <u>Chelsea Bramlett</u> (181 AB) _____ 2009
7. <u>.525</u> <u>Briana Bell</u> (152 AB) _____ 2012
8. <u>.519</u> <u>Kellie Wilkerson</u> (203 AB) _____ 1999
9. <u>.502</u> <u>Sam Lenahan</u> (148 AB) _____ 2013
10. <u>.502</u> <u>Iyhia McMichael</u> (186 AB) _____ 2003

#### Sacrifice Flies

1. <u>5</u> <u>Karrie Rider</u> _____ 2000
5 <u>Kate Jaspers</u> _____ 2004
3. <u>4</u> <u>Nine times</u>

#### Sacrifice Hits

1. <u>23</u> <u>Jenny Hehnke</u> _____ 2000
2. <u>21</u> <u>Kate Jaspers</u> _____ 2004
21 <u>Tracy Clark</u> _____ 1997
4. <u>17</u> <u>Cheri Smith</u> _____ 2001
17 <u>Karrie Rider</u> _____ 1998
6. <u>16</u> <u>Kim Kimbrough</u> _____ 1999
7. <u>14</u> <u>Jennifer Nelson</u> _____ 2002
14 <u>Cheri Smith</u> _____ 1999
9. <u>13</u> <u>Lindsay Hunley</u> _____ 2005
10. <u>12</u> <u>Karrie Rider</u> _____ 1999
12 <u>Karrie Rider</u> _____ 1997
12 <u>Ali Bainbridge</u> _____ 2008



## INDIVIDUAL SEASON RECORDS

## BATTING

## Stolen Bases (Steals-Attempts)

1. 61 (61-64)	Chelsea Bramlett	2010
2. 54 (54-60)	Chelsea Bramlett	2009
3. 46 (46-50)	Chelsea Bramlett	2007
46 (46-50)	Chelsea Bramlett	2008
5. 41 (41-48)	Iyhia McMichael	2004
6. 36 (36-40)	Iyhia McMichael	2002
36 (36-37)	Iyhia McMichael	2003
8. 35 (35-43)	Kellie Wilkerson	2001
9. 34 (34-34)	Laryn Nichols	2015
10. 31 (31-34)	Keri McCallum	2000

## Strikeouts

1. 58	Chelsea Raines	2011
2. 53	Sam Lenahan	2014
3. 50	Nakita Boyce	2006
4. 49	Lindsay Hunley	2005
5. 48	Nakita Boyce	2007
6. 47	Jessica Cooley	2013
7. 45	Briana Bell	2010
45	Katie Cooley	2005
9. 42	Sam Lenahan	2013
42	Brittany Gates	2009

## PITCHING

## ERA (min. 50 IP)

1. 0.79	Kim Davis (97.2 IP)	1986
2. 1.04	Cathy Pippins (87.1 IP)	1986
3. 1.07	Autumn Anderson (275.2 IP)	1998
4. 1.58	Kim Davis (141.1 IP)	1985
5. 1.59	Vicki Bonar (132.0 IP)	1985
6. 1.61	Kathleen Tindle (72.2 IP)	1986
7. 1.75	Stephanie Comeaux (155.2 IP)	2006
8. 1.78	Ragan Blake (192.2 IP)	2006
9. 1.78	Kellie Wilkerson (74.2 IP)	2002
10. 1.89	Alicia Judd (129.1 IP)	1998

## Wins

1. 26	Autumn Anderson (26-13)	1998
26	Jennifer Pursell (26-16)	2000
26	Alexis Silkwood (26-16)	2015
3. 23	Autumn Anderson (23-13)	1999
4. 22	Melissa Massey (22-12)	2003
5. 20	Kasey Whitehead (20-14)	2002
20	Misty Flesher (20-10)	2008
7. 18	Kelli Miller (18-11)	2007
18	Melissa Massey (18-9)	2004
18	Alison Owen (18-12)	2014
18	Stephanie Becker (18-10)	2012

## Consecutive Victories

1. 10	Stephanie Comeaux	Feb. 10 - March 5, 2006
10	Michelle Gates	Feb. 26 - March 28, 1997
3. 9	Alison Owen	Feb. 9 - March 6, 2013
9	Melissa Massey	Feb. 9 - March 8, 2003
5. 8	Ragan Blake	Feb. 10 - March 1, 2006
8	Melissa Massey	April 3 - May 8, 2004
8	Kellie Wilkerson	Feb. 18 - April 19, 2001
8	Autumn Anderson	Feb. 12 - March 6, 1999
9. 7	Kelsey Nurnberg	Feb. 8-23, 2008
7	Kasey Whitehead	March 24 - April 11, 2002
7	Jennifer Pursell	Feb. 13 - March 4, 2000

## Losses

1. 16	Lindsey Dunlap (17-16)	2009
16	Jennifer Pursell (26-16)	2000
16	Alexis Silkwood (26-16)	2015
3. 15	Ragan Blake (16-15)	2006
4. 14	Melissa Massey (8-14)	2002
14	Kasey Whitehead (20-14)	2002
6. 13	Alison Owen (17-13)	2013
13	Autumn Anderson (26-13)	1998
13	Autumn Anderson (23-13)	1999
13	Jennifer Pursell (16-13)	2001
10. 12	Kelli Miller (14-12)	2005
12	Kylie Vry (8-12)	2011
12	Alison Owen (18-12)	2014
12	Melissa Massey (22-12)	2003

## Appearances

1. 53	Kasey Whitehead	2002
2. 51	Autumn Anderson	1999
3. 50	Autumn Anderson	1998
50	Jennifer Pursell	2000
5. 47	Alexis Silkwood	2015
6. 45	Sara Hickerson	2007
7. 43	Jennifer Pursell	2001
43	Lindsey Dunlap	2009
43	Stephanie Becker	2012
10. 42	Alison Owen	2013

## Games Started

1. 38	Autumn Anderson	1999
2. 36	Stephanie Becker	2012
3. 35	Jennifer Pursell	2000
35	Alexis Silkwood	2015
5. 34	Kasey Whitehead	2002
34	Melissa Massey	2003
7. 32	Melissa Massey	2004
8. 31	Kelli Miller	2007
31	Jennifer Pursell	2001
10. 30	Kelsey Nurnberg	2008

## Complete Games

1. 25	Autumn Anderson	1998
25	Jennifer Pursell	2000
3. 24	Alexis Silkwood	2015
4. 20	Michelle Gates	1997
20	Lindsey Dunlap	2009
20	Ragan Blake	2006
7. 19	Autumn Anderson	1999
8. 18	Kim Davis	1985
18	Alison Owen	2013
10. 17	Vicki Bonar	1985

## Shutouts

1. 8	Autumn Anderson	1998
2. 7	Jennifer Pursell	2000
7	Ragan Blake	2006
4. 6	Misty Flesher	2008
6	Melissa Massey	2003
6. 5	Kelli Miller	2005
5	Autumn Anderson	1999
5	Alicia Judd	1998
5	Kelli Miller	2004
5	Alison Owen	2013

## Saves

1. 14	Kellie Wilkerson	2002
2. 10	Kellie Wilkerson	2001
10	Sara Hickerson	2007

4. 8	Kellie Wilkerson	1999
5. 7	Ragan Blake	2005
6. 5	Alison Owen	2013
5	Stephanie Owens	2003
8. 4	Lindsey Dunlap	2009
4	Misty Flesher	2011
4	Jennifer Pursell	2000
4	Elizabeth Woolven	2008

## Innings Pitched

1. 275.2	Autumn Anderson	1998
2. 256.2	Jennifer Pursell	2000
3. 254.0	Autumn Anderson	1999
4. 235.2	Alexis Silkwood	2015
5. 221.2	Kasey Whitehead	2002
6. 217.2	Lindsey Dunlap	2009
7. 198.2	Alison Owen	2013
198.2	Melissa Massey	2003
9. 198.0	Jennifer Pursell	2001
10. 192.2	Ragan Blake	2006

## Hits Allowed

1. 245	Kasey Whitehead	2002
2. 226	Autumn Anderson	1999
3. 223	Jennifer Pursell	2000
4. 214	Alexis Silkwood	2015
5. 206	Lindsey Dunlap	2009
6. 203	Melissa Massey	2003
7. 195	Autumn Anderson	1998
8. 181	Jennifer Pursell	2001
9. 179	Michelle Gates	1997
10. 165	Melissa Massey	2004

## Runs Allowed

1. 127	Alexis Silkwood	2015
2. 118	Melissa Massey	2003
3. 113	Kasey Whitehead	2002
4. 112	Lindsey Dunlap	2009
5. 98	Autumn Anderson	1999
6. 95	Stephanie Becker	2011
7. 93	Kelsey Nurnberg	2009
93	Jennifer Pursell	2000
9. 92	Kylie Vry	2011
10. 88	Misty Flesher	2010

## Walks Allowed

1. 81	Vicki Bonar	1984
2. 79	Lindsey Dunlap	2009
3. 72	Melissa Massey	2003
4. 67	Melissa Massey	2002
5. 66	Lindsey Dunlap	2010
6. 64	Stephanie Becker	2012
7. 63	Misty Flesher	2010
8. 62	Vicki Bonar	1985
9. 57	Sharon Hooper	1984
10. 56	Kylie Vry	2012





## INDIVIDUAL SEASON RECORDS

## PITCHING

## Strikeouts

1. _250	Alison Owen	2013
2. _246	Autumn Anderson	1998
3. _223	Alison Owen	2014
4. _216	Alexis Silkwood	2015
5. _183	Ragan Blake	2006
6. _167	Alexis Silkwood	2014
7. _163	Stephanie Becker	2012
8. _161	Lindsey Dunlap	2009
9. _160	Autumn Anderson	1999
10. _159	Stephanie Becker	2013

## Strikeouts Looking

1. _55	Alison Owen	2013
2. _50	Ragan Blake	2006
3. _47	Alison Owen	2014
4. _45	Lindsey Dunlap	2009
5. _40	Misty Flesher	2008
6. _35	Stephanie Becker	2013
7. _33	Melissa Massey	2004
8. _31	Kelli Miller	2007
9. _29	Stephanie Becker	2012
10. _28	Stephanie Comeaux	2005

## Strikeouts per Seven Innings

1. _8.85	Alison Owen (176.1 IP)	2014
2. _8.81	Alison Owen (198.2 IP)	2013
3. _8.63	Stephanie Becker (129.0 IP)	2013
4. _7.62	Alexis Silkwood (153.1 IP)	2014
5. _7.22	Kellie Wilkerson (74.2 IP)	2002
6. _6.71	Kylie Vry (122.0 IP)	2012
7. _6.65	Ragan Blake (192.2 IP)	2006
8. _6.54	Melissa Massey (66.1 IP)	2005
9. _6.47	Lindsey Dunlap (74.2 IP)	2010
10. _6.25	Autumn Anderson (275.2 IP)	1998

## Home Runs Allowed

1. _29	Alison Owen	2014
2. _27	Lindsey Dunlap	2009
3. _26	Alison Owen	2013
4. _24	Alexis Silkwood	2015
5. _21	Stephanie Becker	2011
6. _20	Stephanie Becker	2013
20	Autumn Anderson	1999
20	Melissa Massey	2004
9. _19	Kelsey Nurnberg	2009
19	Ragan Blake	2006

## Lowest Opponent Batting Average (min. 50 IP)

1. _176	Alison Owen (198.2 IP)	2013
2. _195	Autumn Anderson (275.2 IP)	1998
3. _201	Kellie Wilkerson (74.2 IP)	2002
4. _207	Alexis Silkwood (153.1 IP)	2014
5. _212	Alison Owen (176.1 IP)	2014
6. _217	Stephanie Comeaux (155.2 IP)	2006
7. _219	Ragan Blake (192.2 IP)	2006
8. _221	Stephanie Becker (182.2 IP)	2012
9. _222	Sara Hickerson (100.2 IP)	2007
10. _227	Lindsey Dunlap (74.2 IP)	2010

## PITCHING

## Wild Pitches

1. _29	Melissa Massey	2003
2. _20	Kylie Vry	2011
3. _18	Kylie Vry	2010
4. _14	Alicia Judd	1997
14	Iyhia McMichael	2001
6. _13	Kelli Miller	2004
13	Sara Hickerson	2007
8. _12	Kelsey Nurnberg	2008
12	Ragan Blake	2006
12	Alexis Silkwood	2014

## Hit Batters

1. _23	Lindsey Dunlap	2009
23	Stephanie Becker	2012
3. _19	Lindsey Dunlap	2010
4. _17	Stephanie Becker	2013
17	Alison Owen	2013
6. _13	Alison Owen	2014
13	Kylie Vry	2012
8. _12	Misty Flesher	2010
12	Stephanie Becker	2011
12	Stephanie Comeaux	2005

## Consecutive Scoreless Innings

1. _33.1	Alexis Silkwood	Feb. 7-March 1, 2014
2. _29.0	Autumn Anderson	May 8-10, 1998
3. _26.1	Kellie Wilkerson	Feb. 6-March 27, 2001
4. _25.0	Jennifer Pursell	April 22-May 11, 2001
5. _24.1	Kelli Miller	Feb. 9-16, 2007
6. _23.1	Alison Owen	Feb. 17-March 1, 2013
7. _21.2	Kelsey Nurnberg	Feb. 8-10, 2008
8. _21.1	Autumn Anderson	March 24-27, 1998
21.1	Autumn Anderson	Feb. 21-28, 1998
10. _21.0	Autumn Anderson	March 28-April 3, 1998

## FIELDING

## Putouts

1. _477	Sammie Jo Bailey	2007
2. _459	Cheri Smith	1999
3. _450	Cheri Smith	2000
4. _447	Kellie Wilkerson	2002
5. _446	Kate Jaspers	2003
6. _438	Lindsay Hunley	2005
7. _434	Sammie Jo Bailey	2008
8. _421	Nichole Henry	1997
9. _389	Sam Lenahan	2014
10. _382	Ka'ili Smith	2012

## Assists

1. _193	Courtney Bures	2007
2. _181	Karrie Rider	2000
3. _171	Karrie Rider	1997
4. _168	Courtney Bures	2008
5. _163	Jennifer Jessup	2003
6. _157	Michelle Gates	2000
7. _151	Jessie Bailey	2007
8. _149	Jennifer Jessup	2002
9. _147	Michelle Gates	1997
10. _142	Tanelda McDonald	2004
142	Michelle Gates	1999

## Total Chances

1. _511	Kellie Wilkerson	2002
2. _499	Cheri Smith	1999
3. _498	Sammie Jo Bailey	2007
4. _486	Cheri Smith	2000
5. _476	Kate Jaspers	2003
6. _462	Lindsay Hunley	2005
7. _458	Nichole Henry	1997
8. _453	Sammie Jo Bailey	2008
9. _426	Sam Lenahan	2014
10. _419	Ka'ili Smith	2012

## Errors

1. _24	Courtney Bures	2007
2. _21	Karrie Rider	1999
3. _20	Chelsea Bramlett	2007
4. _19	Courtney Bures	2005
19	Hayle Guess	2004
6. _17	Nichole Henry	1997
17	Jennifer Jessup	2002
17	Chelsea Raines	2011
9. _16	Erin Nesbit	2010
16	Michelle Gates	2000
16	Karrie Rider	2000
16	Karrie Rider	1997
16	Jenny Hehnke	1999

## Fielding Percentage (min. 250 total chances)

1. _998	Sam Lenahan (389-36-1)	2014
2. _997	Blair Hewett (283-27-1)	2006
3. _996	Lindsay Hunley (438-22-2)	2005
4. _994	Kate Jaspers (446-27-3)	2003
5. _993	Chelsea Bramlett (252-19-2)	2008
6. _992	Jennifer Waterman (343-35-3)	2004
7. _992	Keri McCallum (204-46-2)	2000
8. _991	Kate Jaspers (312-8-3)	2004
9. _990	Ka'ili Smith (382-33-4)	2012
10. _990	Chelsea Bramlett (286-19-3)	2009



Current athletes in bold.

## INDIVIDUAL GAME RECORDS

## BATTING

## At-Bats

6 \_\_ four players, Briana Bell, Logan Foulks, Sam Lenahan and Heidi Shape vs. LSU, March 8, 2013

## Runs Scored

5 \_\_ Michelle Gates \_\_ vs. Alabama State (3-1-97)

## Hits

5 \_\_ Shawna Feldt \_\_ at Georgia Tech (3-22-98)

## Doubles

3 \_\_ Jenny Hehnke \_\_ vs. Tulsa (2-23-97)

## Triples

3 \_\_ Haylee Guess \_\_ vs. Ole Miss (4-7-07)

## Home Runs

2 \_\_ 22 times  
last: Jessica Cooley \_\_ at Samford (4-16-13)

## Runs Batted In

7 \_\_ Twice  
last: Hayle Guess \_\_ vs. Pacific (5-18-07)

## Total Bases

10 \_\_ Twice  
last: Jessica Cooley \_\_ vs. Jackson State (4-10-12)

## Walks

4 \_\_ Katie Cooley \_\_ vs. LSU (3-30-05)

## Hit By Pitch

3 \_\_ Four times  
last: Heidi Shape and Julia Echols  
\_\_ vs. Kentucky (5-7-14)

## Strikeouts

5 \_\_ Briana Bell \_\_ vs. LSU (3-8-13)

## Sacrifice Flies

2 \_\_ Nakita Boyce \_\_ at Southern Miss (4-24-07)  
Michelle Kinney \_\_ vs. Arkansas (4-16-05)  
Katie Cooley \_\_ vs. Tennessee State (2-19-06)

## Sacrifice Hits

3 \_\_ Melissa Massey \_\_ vs. Utah (2-26-05)

## Stolen Bases

5 \_\_ Chelsea Bramlett \_\_ vs. Louisiana Monroe  
(2-8-09)

## PITCHING

## Innings Pitched

14.0 \_\_ Alison Owen \_\_ vs. LSU (3-8-13)

## Hits Allowed

14 \_\_ Twice  
last: Alexis Silkwood \_\_ vs. Missouri (4-4-14)

## Runs Allowed

11 \_\_ Twice  
last: Lindsey Dunlap \_\_ vs. Washington  
(2-12-11)

## Earned Runs Allowed

11 \_\_ Lindsey Dunlap \_\_ vs. Washington (2-12-11)

## Walks Allowed

10 \_\_ Lindsey Dunlap \_\_ vs. Washington (2-12-11)

## Strikeouts

16 \_\_ Alison Owen \_\_ vs. SIU-Edwardsville  
(2-24-13)

## Home Runs Allowed

5 \_\_ Alison Owen \_\_ at Tennessee (4-19-14)

## Wild Pitches

3 \_\_ Kelsey Nurnberg \_\_ vs. Arkansas (5-4-07)  
Stephanie Becker \_\_ vs. Georgetown (3-13-10)

## FIELDING

## Putouts

20 \_\_ Logan Foulks \_\_ vs. Lipscomb (2-17-13)

## Assists

8 \_\_ Courtney Bures \_\_ vs. Auburn (3-24-07)  
Callye Williams \_\_ at Auburn (4-3-04)

## Errors

4 \_\_ Jenny Hehnke \_\_ vs. Arkansas (3-29-97)

## Passed Balls

2 \_\_ Nine times  
last: Logan Foulks \_\_ vs. Belmont (2-23-13)



## INDIVIDUAL GAME RECORDS

## CAREER NO-HITTERS/PERFECT GAMES LISTING

NO.	DATE	PITCHER(S)	OPPONENT	IP	K	BB	HBP	E	SCORE
1	3-1-97	Alicia Judd	Alabama State						30-0 (5)
2	3-2-97	Jenny Hehnke*	Alabama State						18-0 (5)
3	3-4-00	Jennifer Pursell	Massachusetts						7-0
4	2-13-02	Kasey Whitehead/ Melissa Massey/ Krystal Tillman	Belmont						11-0 (5)
5	3-8-02	Melissa Massey	Nicholls State						8-0 (5)
6	2-4-05	Kelli Miller	Louisiana Tech						9-0 (5)
7	3-4-05	Melissa Massey	St. Francis (Pa.)						7-0
8	2-11-06	Stephanie Comeaux	Jacksonville						8-0 (5)
9	2-26-06	Ragan Blake	Alcorn State						9-0 (5)
10	3-18-06	Stephanie Comeaux	Arkansas						5-0
11	3-30-06	Ragan Blake	Southern Miss						8-0 (5)
12	2-14-10	Kylie Vry	Stephen F. Austin	7.0	4	2	0	2	5-0
13	2-24-12	Stephanie Becker	USF	7.0	6	3	1	3	0-1
14	3-2-13	Alison Owen	Fordham	5.0	7	0	1	0	8-0 (5)
15	4-14-13	Stephanie Becker	Ole Miss	6.0	4	1	0	0	8-0 (6)
16	3-25-15	Alexis Silkwood	Southern Miss	6.0	8	3	0	2	10-0 (6)

\*perfect game

## CAREER NO-HITTERS/PERFECT GAMES CHART

Mississippi State pitchers have had 17 no-hitters, including one perfect game. Here are the pitchers and the number of no-hit and perfect games in which they participated.

PITCHER	NO-HITTERS	PERFECT GAMES
Stephanie Becker	2	-
Ragan Blake	2	-
Stephanie Comeaux	2	-
Melissa Massey	2	-
Jenny Hehnke	1	1
<b>Alexis Silkwood</b>	<b>1</b>	-
Alicia Judd	1	-
Kelli Miller	1	-
Alison Owen	1	-
Jennifer Pursell	1	-
Krystal Tillman	1	-
Kasey Whitehead	1	-
Kylie Vry	1	-

Current athletes in **bold**.

## CLASS RECORDS

## FRESHMAN

## AT-BATS

Name	G	AB
1. Chelsea Bramlett, 2007	62	215
2. Courtney Bures, 2005	66	209
3. Kellie Wilkerson, 1999	67	203
4. Jenny Hehnke, 1997	56	194
5. Iyhia McMichael, 2001	62	189

## RUNS

Name	G	R
1. Chelsea Bramlett, 2007	62	56
2. Courtney Bures, 2005	66	49
Kellie Wilkerson, 1999	67	49
4. Jenny Hehnke, 1997	56	44
5. Ali Bainbridge, 2008	63	36
Keri McCallum, 1997	54	36

## HITS

Name	G	H
1. Kellie Wilkerson, 1999	67	90
2. Chelsea Bramlett, 2007	62	83
3. Courtney Bures, 2005	66	81
4. Jenny Hehnke, 1997	56	71
5. Keri McCallum, 1997	54	67

## BATTING AVERAGE

Name	G	H	AB	BA
1. Kellie Wilkerson, 1999	67	90	203	.443
2. Keri McCallum, 1997	54	67	157	.427
3. Courtney Bures, 2005	66	81	209	.388
4. Chelsea Bramlett, 2007	62	83	215	.386
5. Jenny Hehnke, 1997	56	71	194	.366

## DOUBLES

Name	G	2B
1. <b>Caroline Seitz, 2014</b>	<b>60</b>	<b>20</b>
2. Kellie Wilkerson, 1999	67	17
3. Courtney Bures, 2006	66	16
Michelle Gates, 1997	56	16
5. Jenny Hehnke, 1997	56	14

## TRIPLES

Name	G	3B
1. Keri McCallum, 1997	54	11
2. Courtney Bures, 2005	66	5
3. <b>Caroline Seitz, 2014</b>	<b>60</b>	<b>4</b>
Erin Nesbit, 2010	55	4
Ka'ili Smith, 2009	56	4

## HOME RUNS

Name	G	HR
1. Courtney Bures, 2005	66	17
2. Kellie Wilkerson, 1999	67	13
3. <b>Caroline Seitz, 2014</b>	<b>60</b>	<b>8</b>
Sam Lenahan, 2011	55	8
Sammie Jo Bailey, 2006	57	8

## SLUGGING PERCENTAGE

Name	G	TB	A	B
SLG%				
1. Courtney Bures, 2005	66	158	209	.756
2. Kellie Wilkerson, 1999	67	152	203	.749
3. <b>Caroline Seitz, 2014</b>	<b>60</b>	<b>116</b>	<b>188</b>	<b>.617</b>
4. Sam Lenahan, 2011	55	81	144	.563
5. Connie Pendley, 1985	37	50	101	.495

## STOLEN BASES

Name	G	SB
1. Chelsea Bramlett, 2007	62	46
2. Iyhia McMichael, 2001	62	28
3. Keri McCallum, 1997	54	27
4. Loryn Nichols, 2013	52	23
5. Jennifer Jessup, 2001	62	19

## TOTAL BASES

Name	G	TB
1. Courtney Bures, 2005	66	158
2. Kellie Wilkerson, 1999	67	152
3. <b>Caroline Seitz, 2014</b>	<b>60</b>	<b>116</b>
4. Michelle Gates, 1997	56	99
5. Keri McCallum, 1997	54	97

## RUNS BATTED IN

Name	G	RBI
1. Kellie Wilkerson, 1999	67	65
2. Courtney Bures, 2005	66	54
3. Michelle Gates, 1997	56	48
4. Keri McCallum, 1997	54	39
5. <b>Caroline Seitz, 2014</b>	<b>60</b>	<b>37</b>

## BASES ON BALLS

Name	G	BB
1. Kellie Wilkerson, 1999	67	30
Cheri Smith, 1998	57	30
3. Sam Lenahan, 2011	55	29
4. <b>Mackenzie Toler, 2014</b>	<b>49</b>	<b>26</b>
Ka'ili Smith, 2009	56	22

## EARNED RUN AVERAGE

Name	ER	IP	ERA
1. Cathy Pippins, 1986	13	87.1	1.04
2. Kim Davis, 1985	32	141.1	1.85
3. Michelle Gates, 1997	48	176.0	1.91
4. Kelli Miller, 2004	36	131.1	1.92
5. Jennifer Pursell, 2000	73	256.2	1.99

## INNINGS PITCHED

Name	APP	IP
1. Jennifer Pursell, 2000	50	256.2
2. Lindsey Dunlap, 2009	43	217.2
3. Misty Flesher, 2008	38	179.1
4. Michelle Gates, 1997	31	176.0
5. <b>Alexis Silkwood, 2014</b>	<b>36</b>	<b>153.1</b>

## STRIKEOUTS

Name	APP	IP	SO
1. <b>Alexis Silkwood, 2014</b>	<b>36</b>	<b>153.1</b>	<b>167</b>
2. Lindsey Dunlap, 2009	43	217.2	161
3. Jennifer Pursell, 2000	50	256.2	143
4. Misty Flesher, 2008	38	179.1	119
5. Michelle Gates, 1997	31	176.0	76

## SOPHOMORE

## AT-BATS

Name	G	AB
1. Iyhia McMichael, 2002	67	207
2. Chelsea Bramlett, 2008	60	200
3. <b>Caroline Seitz, 2015</b>	<b>57</b>	<b>195</b>
Krystal Tillman, 2002	64	194
5. Michelle Gates, 1998	57	184

## RUNS

Name	G	R
1. Chelsea Bramlett, 2008	60	52
2. Michelle Gates, 1998	57	47
3. Iyhia McMichael, 2002	67	46
4. <b>Katie Anne Bailey, 2015</b>	<b>57</b>	<b>43</b>
Kellie Wilkerson, 2000	68	43

## HITS

Name	G	H
1. Chelsea Bramlett, 2008	60	90
2. Kellie Wilkerson, 2000	67	78
3. Michelle Gates, 1998	57	70
4. Keri McCallum, 1998	55	64
5. <b>Caroline Seitz, 2015</b>	<b>57</b>	<b>62</b>
Courtney Bures, 2006	61	62
Jenny Hehnke, 1998	56	62

## BATTING AVERAGE

Name	G	H	AB	BA
1. Chelsea Bramlett, 2008	60	90	200	.450
2. Kellie Wilkerson, 2000	68	78	181	.431
3. Michelle Gates, 1998	57	70	184	.380
4. Jenny Hehnke, 1998	56	62	165	.376
5. Keri McCallum, 1998	55	64	183	.350

## DOUBLES

Name	G	2B
1. <b>Caroline Seitz, 2015</b>	<b>57</b>	<b>16</b>
2. Iyhia McMichael, 2002	67	15
Michelle Gates, 1998	57	15
4. Kellie Wilkerson, 2000	68	14
5. Krystal Tillman, 2002	64	11

## TRIPLES

Name	G	3B
1. Michelle Gates, 1998	57	10
2. <b>Katie Anne Bailey, 2015</b>	<b>57</b>	<b>8</b>
Iyhia McMichael, 2002	67	8
4. Courtney Bures, 2006	61	6
Keri McCallum, 1998	55	6

## HOME RUNS

Name	G	HR
1. <b>Caroline Seitz, 2015</b>	<b>57</b>	<b>15</b>
2. Ka'ili Smith, 2010	55	10
3. Briana Bell, 2013	48	9
4. Katie Cooley, 2005	62	8
Kellie Wilkerson, 2000	68	8

## SLUGGING PERCENTAGE

Name	G	TB	AB	SLG
1. Michelle Gates, 1998	57	123	184	.668
2. Kellie Wilkerson, 2000	68	120	181	.663
3. <b>Caroline Seitz, 2015</b>	<b>57</b>	<b>123</b>	<b>195</b>	<b>.631</b>
4. Ka'ili Smith, 2010	55	96	161	.596
5. <b>Katie Anne Bailey, 2015</b>	<b>57</b>	<b>99</b>	<b>178</b>	<b>.556</b>

## STOLEN BASES

Name	G	SB
1. Chelsea Bramlett, 2008	60	46
2. Iyhia McMichael, 2002	67	36
3. Michelle Gates, 1998	57	30
4. Hayle Guess, 2006	61	23
5. Kellie Wilkerson, 2000	68	21

## TOTAL BASES

Name	G	TB
1. Michelle Gates, 1998	57	141
2. <b>Caroline Seitz, 2015</b>	<b>57</b>	<b>123</b>
3. Kellie Wilkerson, 2000	68	120
4. Iyhia McMichael, 2002	67	112
5. Chelsea Bramlett, 2008	60	105

## RUNS BATTED IN

Name	G	RBI
1. <b>Caroline Seitz, 2015</b>	<b>57</b>	<b>54</b>
2. Ka'ili Smith, 2010	55	50
3. Iyhia McMichael, 2002	67	48
4. Kellie Wilkerson, 2000	68	43
5. <b>Mackenzie Toler, 2015</b>	<b>54</b>	<b>38</b>
Amanda Ivy, 2015	<b>57</b>	<b>38</b>

## BASES ON BALLS

Name	G	BB
1. Kellie Wilkerson, 2000	68	49
2. Iyhia McMichael, 2002	67	37
3. Katie Cooley, 2005	62	29
4. Kate Jaspers, 2002	67	22
5. Sam Lenahan, 2012	57	21

## EARNED RUN AVERAGE

Name	ER	IP	ERA
1. Kim Davis, 1986	11	97.2	0.79
2. Ragan Blake, 2006	49	192.2	1.78
3. Jennifer Pursell, 2001	56	198.0	1.98
4. Kelli Miller, 2005	46	135.0	2.39
5. Stephanie Comeaux, 2004	56	141.2	2.77

## INNINGS PITCHED

Name	APP	IP
1. Alexis Silkwood, 2015	47	235.2
2. Melissa Massey, 2003	41	198.2
3. Jennifer Pursell, 2001	43	198.0
4. Ragan Blake, 2006	37	192.2
5. Stephanie Comeaux, 2005	35	141.2

## STRIKEOUTS

Name	APP	IP	SO
1. <b>Alexis Silkwood, 2015</b>	<b>47</b>	<b>235.2</b>	<b>216</b>
2. Ragan Blake, 2006	37	192.2	183
3. Jennifer Pursell, 2001	43	198.0	107
4. Stephanie Comeaux, 2005	35	141.2	105

## JUNIOR

## AT-BATS

Name	G	AB
1. Keri McCallum, 1999	67	235
2. Jenny Hehnke, 1999	67	206
3. Krystal Tillman, 2003	64	196
4. Karrie Rider, 1999	67	193





Current athletes in **bold**.

## CLASS RECORDS

5. Michelle Gates, 1999 65 190

### RUNS

Name	G	R
1. Iyhia McMichael, 2003	64	63
2. Keri McCallum, 1999	67	57
3. Chelsea Bramlett, 2009	56	55
Kellie Wilkerson, 2002	66	55
5. Hayle Guess, 2007	62	44

### HITS

Name	G	H
1. Chelsea Bramlett, 2009	56	88
Keri McCallum, 1999	67	88
3. Iyhia McMichael, 2003	64	75
4. Kellie Wilkerson, 2001	61	70
5. Jenny Hehnke, 1999	67	66

### BATTING AVERAGE

Name	G	H	AB	BA
1. Chelsea Bramlett, 2009	56	88	181	.486
2. Kellie Wilkerson, 2001	61	70	167	.419
3. Iyhia McMichael, 2003	64	75	186	.403
4. Keri McCallum, 1999	67	88	235	.374
5. Jennifer Waterman, 2003	52	53	143	.371

### DOUBLES

Name	G	2B
1. Keri McCallum, 1999	67	22
2. Jennifer Waterman, 2003	52	18
3. Michelle Gates, 1999	65	15
4. Courtney Bures, 2007	61	13
5. Sam Lenahan, 2013	57	12
Ali Bainbridge, 2010	55	12
Callye Williams, 2005	65	12
Kellie Wilkerson, 2001	61	12

### TRIPLES

Name	G	3B
1. Keri McCallum, 1999	67	10
2. Melanie Morgan, 1985	38	7
3. Nakita Boyce, 2007	61	6
Kate Jaspers, 2003	63	6
5. Iyhia McMichael, 2003	64	5
Meg Hartnett, 1985	40	5

### HOME RUNS

Name	G	HR
1. Iyhia McMichael, 2003	64	18
2. Jessica Cooley, 2012	57	15
3. Kellie Wilkerson, 2001	61	14
4. Logan Foulks, 2013	57	13
5. Sam Lenahan, 2013	57	10

### SLUGGING PERCENTAGE

Name	G	TB	AB	SLG
1. Iyhia McMichael, 2003	64	149	186	.801
2. Kellie Wilkerson, 2001	61	128	167	.766
3. Sam Lenahan, 2013	57	92	148	.622
4. Melanie Morgan, 1985	38	73	118	.619
5. Jessica Cooley, 2012	57	97	158	.614

### STOLEN BASES

Name	G	SB
1. Chelsea Bramlett, 2009	56	54
2. Iyhia McMichael, 2003	64	36
3. Kellie Wilkerson, 2001	61	35
4. <b>Loryn Nichols, 2015</b>	56	34
5. <b>Kayla Winkfield, 2015</b>	57	28

### TOTAL BASES

Name	G	TB
1. Iyhia McMichael, 2003	64	149
2. Keri McCallum, 1999	67	130
3. Kellie Wilkerson, 2001	61	128
4. Logan Foulks, 2013	57	103
5. Chelsea Bramlett, 2009	56	99

### RUNS BATTED IN

Name	G	RBI
1. Iyhia McMichael, 2003	64	63
2. Courtney Bures, 2007	61	56
3. Jessica Cooley, 2012	57	41
4. Sam Lenahan, 2013	57	40
Michelle Gates, 1999	65	40

### BASES ON BALLS

Name	G	BB
1. Sam Lenahan, 2013	57	51
2. Kellie Wilkerson, 2001	61	48
3. Iyhia McMichael, 2003	64	38
4. Katie Cooley, 2006	57	31
5. Jessica Cooley, 2012	57	28

### EARNED RUN AVERAGE

Name	ER	IP	ERA
1. Autumn Anderson, 1999	42	275.2	1.07
2. Stephanie Comeaux, 2006	39	155.2	1.75
3. Alison Owen, 2013	56	198.2	1.97
4. Alicia Judd, 1997	41	143.1	2.00
5. Kelsey Nurnberg, 2008	56	173.1	2.26

### INNINGS PITCHED

Name	APP	IP
1. Autumn Anderson, 1998	50	275.2
2. Alison Owen, 2013	42	198.2
3. Stephanie Becker, 2012	43	182.2
4. Melissa Massey, 2004	37	180.0
5. Kelsey Nurnberg, 2008	38	173.1

### STRIKEOUTS

Name	APP	IP	SO
1. Alison Owen, 2013	42	198.2	250
2. Autumn Anderson, 1998	50	275.2	246
3. Stephanie Becker, 2012	43	182.2	163
4. Kylie Vry, 2012	34	122.0	117
5. Melissa Massey, 2004	37	180.0	115

## SENIOR

### AT-BATS

Name	G	AB
1. Keri McCallum, 2000	71	243
2. Karrie Rider, 2000	71	216
3. Michelle Gates, 2000	69	211
4. Jenny Hehnke, 2000	69	210
5. Jennifer Nelson, 2003	64	208

### RUNS

Name	G	R
1. Iyhia McMichael, 2004	65	83
2. Keri McCallum, 2000	71	64
3. Chelsea Bramlett, 2010	55	56
4. Kellie Wilkerson, 2002	66	51
5. Ali Bainbridge, 2011	56	48

### HITS

Name	G	H
1. Keri McCallum, 2000	71	100
2. Chelsea Bramlett, 2010	55	98
3. Iyhia McMichael, 2004	65	87
4. Courtney Bures, 2008	63	74
5. Kate Jaspers, 2004	63	73

### BATTING AVERAGE

Name	G	H	AB	BA
1. Chelsea Bramlett, 2010	55	98	183	.536
2. Iyhia McMichael, 2004	65	87	183	.475
3. Kellie Wilkerson, 2002	66	80	191	.419
4. Keri McCallum, 2000	71	100	243	.412
5. Courtney Bures, 2008	63	74	186	.398

### DOUBLES

Name	G	2B
1. Kellie Wilkerson, 2002	66	18
2. Iyhia McMichael, 2004	65	16
3. Courtney Bures, 2008	63	14
4. Courtney Nesbit, 2011	56	13
Chelsea Raines, 2011	56	13

### TRIPLES

Name	G	3B
1. Keri McCallum, 2000	71	11
2. Iyhia McMichael, 2004	65	10
3. Jennifer Nelson, 2003	64	7
4. Chelsea Bramlett, 2010	55	6
5. Ali Bainbridge, 2011	56	4
Nakita Boyce, 2008	63	4
Hayle Guess, 2008	63	4
Michelle Gates, 2000	69	4

### HOME RUNS

Name	G	HR
1. Sam Lenahan, 2014	59	10
Jessica Cooley, 2013	57	10
Iyhia McMichael, 2004	65	10
4. Julia Echols, 2015	53	9
Brittany Bell, 2012	57	9
Kellie Wilkerson, 2002	66	9

### SLUGGING PERCENTAGE

Name	G	TB	AB	SLG
1. Iyhia McMichael, 2004	65	153	183	.836
2. Kellie Wilkerson, 2002	66	129	191	.675
3. Brittany Bell, 2012	57	99	152	.651
4. Chelsea Bramlett, 2010	55	113	183	.617
5. Keri McCallum, 2000	71	145	243	.597

### STOLEN BASES

Name	G	SB
1. Chelsea Bramlett, 2010	55	61
2. Iyhia McMichael, 2004	65	41
3. Keri McCallum, 2000	71	31
4. Nakita Boyce, 2008	63	22
5. Ali Bainbridge, 2011	56	20
Michelle Gates, 2000	69	20

### TOTAL BASES

Name	G	TB
1. Iyhia McMichael, 2004	65	153
2. Keri McCallum, 2000	71	145
3. Kellie Wilkerson, 2002	66	129
4. Chelsea Bramlett, 2010	55	113
5. Courtney Bures, 2008	63	107

### RUNS BATTED IN

Name	G	RBI
1. Jennifer Waterman, 2004	64	55
2. Kate Jaspers, 2004	63	47
3. Courtney Bures, 2008	63	46
4. Sam Lenahan, 2014	59	43
Karrie Rider, 2000	71	43

### BASES ON BALLS

Name	G	BB
1. Iyhia McMichael, 2004	65	51
2. Kellie Wilkerson, 2002	66	50
3. Ka'ili Smith, 2012	57	44
4. Heidi Shape, 2014	50	40
Ali Bainbridge, 2011	56	40

### EARNED RUN AVERAGE (Minimum 40 IP)

Name	ER	IP	ERA
1. Vicki Bonar, 1985	30	132.0	1.59
2. Alicia Judd, 1998	35	129.1	1.89
3. Sara Hickerson, 2007	28	100.2	1.95
4. Kelli Miller, 2007	47	165.0	1.99
5. Autumn Anderson, 1999	77	254.0	2.12

### INNINGS PITCHED

Name	APP	IP
1. Autumn Anderson, 1999	51	254.0
2. Kasey Whitehead, 2002	53	221.2
3. Alison Owen, 2014	39	176.1
3. Kelli Miller, 2007	38	165.0
4. Vicki Bonar, 1985	22	132.0

### STRIKEOUTS

Name	APP	IP	SO
1. Alison Owen, 2014	39	176.1	223
2. Autumn Anderson, 1999	51	254.0	160
3. Stephanie Becker, 2013	32	129.0	159
4. Kasey Whitehead, 2002	61	221.2	95
5. Kelli Miller, 2007	38	165.0	85



## ALL-AMERICANS

Mississippi State Softball has had 7 players named NFCA All-Americans and has earned a total of 19 NFCA and Easton All-America honors

**CHELSEA BRAMLETT**

CATCHER (2007-10)

2010 NFCA First Team  
2009 NFCA First Team  
2008 NFCA First Team  
2007 NFCA First Team

- NFCA First Team All-American: 2007-10
- USA Softball National Collegiate Player of the Year Top 10 Finalist: 2010
- USA Softball National Collegiate Player of the Year Top 25 Finalist: 2008 and 2009
- ESPN The Magazine/CoSIDA Academic Player of the Year: 2010
- ESPN The Magazine/CoSIDA Academic All-America: 2008 and 2010 First Team, 2009 Second Team
- Honda Award Top Four Finalist: 2010
- NFCA adidas Golden Shoe Award: 2009 and 2010
- NFCA Catcher of the Year: 2008-10
- Southeastern Conference Freshman of the Year: 2007
- All-SEC First Team: 2008-10 and All-SEC Second Team: 2007
- Mississippi State career leader in batting average (.461), runs scored (219), hits (359) and stolen bases (207)
- Owns Bulldog single-season records for batting average (.536/2010) and stolen bases (61/2010)
- Batting average of .536 in 2010 is the ninth highest ever recorded in a year in NCAA Division I history

**CAREER STATISTICS: CHELSEA BRAMLETT**

Year	GP-GS	AB	AVG	R	H	2B	HR	SB	RBI
2007	62-62	215	.386	56	83	9	1	46	18
2008	60-60	200	.450	52	90	3	2	25	25
2009	56-56	181	.486	55	88	7	0	54	16
2010	55-55	183	.536	56	98	3	0	61	22
CAREER	233-233	779	.461	219	359	22	3	207	81

**COURTNEY BURES**

INFIELD (2005-08)

2008 NFCA First Team  
2005 NFCA First Team

- NFCA All-America: 2008 and 2005 First Team
- NFCA All-South Region: 2008 and 2005 First Team, 2006 Second Team
- Southeastern Conference Freshman of the Year: 2005
- All-SEC First Team: 2005, 2007 and 2008
- 16th overall pick by the Washington Glory in the 2008 NPF draft
- 2008 NFCA Leadoff Classic All-Tournament Team
- Mississippi State career leader in runs batted in (193), sacrifice flies (12) and assists (617)
- Owns MSU single-season records for total bases (158/2005) and assists (193/2007).

**CAREER STATISTICS: COURTNEY BURES**

Year	GP-GS	AB	AVG	R	H	2B	3B	HR	RBI
2005	66-66	209	.388	49	81	16	5	17	54
2006	61-61	179	.346	29	62	9	6	5	37
2007	61-61	181	.354	43	64	13	2	4	56
2008	63-63	186	.398	39	74	14	2	5	46
CAREER	251-251	755	.372	160	281	52	15	31	193

**MICHELLE GATES**

THIRD BASE (1997-2000)

1999 Easton Second Team

- Easton All-America: 1999 Second Team
- NFCA All-Region: 1998, 1999 Second Team
- All-Southeastern Conference: 1998, 1999 First Team
- All-SEC Tournament Team: 1998
- Played professionally in the NPF
- Second in Mississippi State history in doubles (55), third in triples (21), fourth in runs batted in (159) and eighth in batting average (.332)
- In single-season Bulldog history, is tied for third in tripels (10/1998) and sixth in assists (157/2000)
- In the pitching circle, owns the fifth-best earned-run average in program history (1.91)
- Won an MSU-record 10 consecutive decisions in the pitching circle, from Feb. 26 to March 28, 1997
- Owns the Mississippi State single-game record for runs scored with five

**CAREER STATISTICS: MICHELLE GATES**

Year	GP-GS	AB	AVG	R	H	2B	3B	HR	RBI
1997	56-56	182	.341	34	62	16	3	5	48
1998	57-57	184	.380	47	70	15	10	6	35
1999	65-65	190	.321	26	61	15	4	1	40
2000	69-69	211	.294	33	62	9	4	4	36
CAREER	247-247	767	.332	140	355	55	21	16	159



## ALL-AMERICANS



**JENNY HEHNKE**  
SECOND BASE (1997-2000)

1998 Easton Second Team

- Easton All-America: 1998 Second Team
- Easton Player of the Month: May 1999, May 1998
- NFCA All-Americ Scholar Athlete: 2000, 1999, 1998, 1997
- CoSIDA Academic All-District: 2000 Second Team
- Owns the Mississippi State single-game record in doubles with three
- In MSU career history, ranks sixth in batting average (.341) and hits (264), eighth in assists (373) and ninth in doubles (35)
- On the program's single-season record chart, owns the mark for the most sacrifice hits (23/2000) and stands sixth in at-bats (210/2000)

## CAREER STATISTICS: JENNY HEHNKE

Year	GP-GS	AB	AVG	R	H	2B	3B	HR	RBI
1997	56-56	194	.366	44	71	14	1	0	25
1998	56-55	165	.376	20	62	5	1	0	20
1999	67-67	206	.320	23	66	7	1	1	20
2000	69-68	210	.310	27	65	9	2	0	20
CAREER	248-246	775	.341	114	264	35	5	1	85



**KERI McCALLUM**  
CATCHER/OUTFIELD (1997-2000)

2000 NFCA First Team  
2000 Easton First Team

- NFCA All-America: 2000 First Team
- Easton All-America: 2000 First Team
- USA Softball Blue National Team: 1999, 2000
- NFCA Overall/Division I Catcher of the Year: 2000
- Easton Player of the Month: March 1998, March 1999
- CoSIDA Academic All-American: 2000 First Team
- NFCA All-Region: 2000, 1997 First Team
- CoSIDA Academic All-District: 2000 First Team, 1998 Second Team
- All-Southeastern Conference: 2000, 1997 First Team; 1999, 1998 Second Team
- NCAA Tournament All-Region Team: 2000
- All-SEC Tournament Team: 1999
- The Mississippi State career leader in triples (38) while standing second in hits (319), third in batting average (.390) and stolen bases (90) and fourth in runs (191)
- Owns the MSU single-season records for hits (100/2000) and doubles (22/1999). Holds the second spot in runs scored (64/2000) and is fourth in runs scored (57/1999)

## CAREER STATISTICS: KERI McCALLUM

Year	GP-GS	AB	AVG	R	H	2B	3B	HR	RBI
1997	54-52	157	.427	36	67	5	11	1	39
1998	55-54	183	.350	34	64	5	6	3	16
1999	67-67	235	.374	57	88	22	10	0	25
2000	71-71	243	.412	64	100	11	11	4	25
CAREER	247-244	818	.390	191	319	43	38	8	105



**IYHIA McMICHAEL**  
OUTFIELD (2001-04)

2004 NFCA First Team  
2003 NFCA First Team  
2001 Easton Second Team

- NFCA All-America: 2003-04 First Team
- Easton All-America: 2001 Second Team
- USA Softball National Collegiate Player of the Year Top Three Finalist: 2004
- USA Softball National Collegiate Player of the Year Top 10 Finalist: 2003
- Honda Award Top Four Finalist: 2004
- USA Softball Elite Team member: 2003
- USA Softball National Player of the Week: Feb. 24, 2004
- NFCA National Player of the Week: Feb. 25, 2004; April 1, 2003
- CoSIDA Academic All-American: 2004 Second Team
- NFCA All-Region: 2003-04 First Team, 2002 Second Team
- Southeastern Conference Player of the Year: 2003, 2004
- All-SEC: 2002-04 First Team, 2001 Second Team
- All-SEC Tournament Team: 2004
- No. 1 overall draft pick by Akron Racers during inaugural season of 2004
- Ranks second in MSU history in slugging percentage (.660), runs scored (218), triples (26), home runs (37), runs batted in (182) and stolen bases (141)
- Holds Bulldog single-season records for runs (83/2004), home runs (18/2003), walks (51/2004) and slugging percentage (.836/2004)

## CAREER STATISTICS: IYHIA McMICHAEL

Year	GP-GS	AB	AVG	R	H	2B	3B	HR	RBI
2001	62-62	189	.323	26	61	9	3	5	29
2002	67-67	207	.333	46	69	15	8	4	48
2003	64-64	186	.403	63	75	10	5	18	63
2004	65-65	183	.475	83	87	16	10	10	42
CAREER	258-258	765	.382	218	292	50	26	37	182



## ALL-AMERICANS



**KELLIE WILKERSON**

**PITCHER/UTILITY (1999-2002)**

2002 NFCA Second Team  
2001 NFCA First Team  
2001 Easton First Team  
2000 NFCA First Team  
1999 NFCA Second Team  
1999 Easton First Team

- NFCA All-American: 2002, 1999 Second Team; 2000-01 First Team
- Easton All-American: 1999-2001 First Team
- USA Softball National Team member: 2005
- USA Softball Elite Team member: 2001-03
- Easton Player of the Month: April 1999
- NFCA All-Region: 1999-2002 First Team
- All-Southeastern Conference: 1999-2002 First Team
- NCAA Regional All-Tournament Team: 2002
- All-SEC Tournament Team: 2001
- Owns the Mississippi State career records for slugging percentage (.713), on-base percentage (.544), doubles (61), home runs (44), total bases (529), walks (177) and saves (32)
- In the program's single-season record book, checks in first in runs batted in (65/1999) and saves (14/2002) while standing third in walks (50/2002), hits (90/1999) and doubles (18/2002).

### CAREER STATISTICS: KELLIE WILKERSON

Year	GP-GS	AB	AVG	R	H	2B	3B	HR	RBI
1999	67-67	203	.443	49	90	17	3	13	65
2000	68-68	181	.431	43	78	14	2	8	43
2001	61-61	167	.419	55	70	12	2	14	33
2002	66-64	191	.419	51	80	18	2	9	34
CAREER	262-260	742	.429	198	318	61	9	44	175

Year	ERA	APP	W-L	SV	SHO	H	R	ER	K
1999	2.12	33	7-8	8	1/3	79	45	26	50
2001	0.44	31	9-1	10	0/4	10	4	3	48
2002	1.78	41	6-2	14	0/4	56	36	19	77
CAREER	1.62	105	22-11	32	1/11	145	85	48	175



Current athletes in **bold**.

## NATIONAL AWARDS

## USA NATIONAL TEAM

2010 \_\_\_\_\_ Jay Miller, Head Coach  
Chelsea Bramlett, USA National Team

2009 \_\_\_\_\_ Jay Miller, Head Coach  
Chelsea Bramlett, USA National Team  
Courtney Bures, USA National Team

2006 \_\_\_\_\_ Courtney Bures,  
USA World University Games

2005 \_ Kellie Wilkerson, USA National Team

2003 \_\_\_\_\_ Iyhia McMichael, USA Elite  
Kellie Wilkerson, USA Elite

2002 \_\_\_\_\_ Kellie Wilkerson, USA Elite

2001 \_\_\_\_\_ Kellie Wilkerson, USA Blue

2000 \_\_\_\_\_ Keri McCallum, USA Blue  
Kellie Wilkerson, USA Junior World

1999 \_\_\_\_\_ Keri McCallum, USA Blue  
Michelle Gates, USA Red

## NCAA WOMAN OF THE YEAR

2004 \_\_\_\_\_ Kate Jaspers (State Winner)

## HONDA AWARD

2010 \_ Chelsea Bramlett (Top-Four Finalist)

2004 \_ Iyhia McMichael (Top-Four Finalist)

## USA SOFTBALL PLAYER OF THE YEAR

2010 \_\_\_\_ Chelsea Bramlett (Top-10 Finalist)

2009 \_\_\_\_ Chelsea Bramlett (Top-25 Finalist)

2008 \_\_\_\_ Chelsea Bramlett (Top-25 Finalist)

2004 \_ Iyhia McMichael (Top-Three Finalist)

2003 \_\_\_\_ Iyhia McMichael (Top-10 Finalist)

## NFCA adidas GOLDEN SHOE AWARD

2010 \_\_\_\_\_ Chelsea Bramlett (Division I)

2009 \_\_\_\_\_ Chelsea Bramlett (Division I)

## NFCA CATCHER OF THE YEAR

2010 \_\_\_\_\_ Chelsea Bramlett (Division I)

2009 \_\_\_\_\_ Chelsea Bramlett (Division I)

2008 \_\_\_\_\_ Chelsea Bramlett (Division I)

2000 \_\_\_\_ Keri McCallum (Overall, Division I)

## USA SOFTBALL PLAYER OF THE WEEK

2012 \_\_\_\_\_ Jessica Cooley (March 6)

2004 \_\_\_\_\_ Iyhia McMichael (Feb. 24)

## NFCA PLAYER OF THE WEEK

2004 \_\_\_\_\_ Iyhia McMichael (Feb. 25)

2003 \_\_\_\_\_ Iyhia McMichael (April 1)

COLLEGE SPORTS MADNESS  
PLAYER OF THE WEEK

2013 \_\_\_\_\_ Alison Owen (March 5)

## EASTON PLAYER OF THE MONTH

1999 \_\_\_\_\_ Jenny Hehnke (May)  
Kellie Wilkerson (April)  
Keri McCallum (March)

1998 \_\_\_\_\_ Jenny Hehnke (May)  
Autumn Anderson (April)  
Keri McCallum (March)  
Cheri Smith (Feb.)

## EASTON-BELL ALL-AMERICAN

2001 \_\_\_\_\_ Kellie Wilkerson (First Team)  
Iyhia McMichael (Second Team)

2000 \_\_\_\_\_ Kellie Wilkerson (First Team)  
Keri McCallum (First Team)

1999 \_\_\_\_\_ Kellie Wilkerson (First Team)

1998 \_\_\_\_\_ Michelle Gates (Second Team)  
Jenny Hehnke (Second Team)

## NFCA ALL-AMERICAN

2010 \_\_\_\_\_ Chelsea Bramlett (1st Team)

2009 \_\_\_\_\_ Chelsea Bramlett (1st Team)

2008 \_\_\_\_\_ Chelsea Bramlett (1st Team)  
Courtney Bures (1st Team)

2007 \_\_\_\_\_ Chelsea Bramlett (1st Team)

2005 \_\_\_\_\_ Courtney Bures (1st Team)

2004 \_\_\_\_\_ Iyhia McMichael (1st Team)

2003 \_\_\_\_\_ Iyhia McMichael (1st Team)

2002 \_\_\_\_\_ Kellie Wilkerson (2nd Team)

2001 \_\_\_\_\_ Kellie Wilkerson (1st Team)

2000 \_\_\_\_\_ Kellie Wilkerson (1st Team)  
Keri McCallum (1st Team)

1999 \_\_\_\_\_ Kellie Wilkerson (2nd Team)

## POSTSEASON TOURNAMENT HONORS

NCAA REGIONAL  
ALL-TOURNAMENT TEAM

2012 \_\_\_\_\_ Ka'ili Smith (Eugene Regional)

2008 \_\_\_\_ Ali Bainbridge (Tempe Regional)  
Chelsea Bramlett (Tempe Regional)

2002 \_\_\_\_\_ Kellie Wilkerson (Region 3)

2000 \_\_\_\_\_ Keri McCallum (Region 1)



Current athletes in bold.

## REGIONAL & CONFERENCE HONORS

### NFCA ALL-REGION

2015	<b>Julia Echols (Second Team)</b>
	<b>Alexis Silkwood (Third Team)</b>
	<b>Mackenzie Toler (Third Team)</b>
2014	<b>Caroline Seitz (First Team)</b>
2013	Logan Foulks (Second Team)
	Sam Lenahan (Second Team)
	Alison Owen (Second Team)
2012	Sam Lenahan (First Team)
	Ka'ili Smith (First Team)
2010	Chelsea Bramlett (First Team)
2009	Sammie Jo Bailey (First Team)
	Ali Bainbridge (First Team)
	Chelsea Bramlett (First Team)
	Ka'ili Smith (First Team)
2008	Chelsea Bramlett (First Team)
	Courtney Bures (First Team)
2007	Chelsea Bramlett (First Team)
	Hayle Guess (Second Team)
2006	Courtney Bures (Second Team)
2005	Courtney Bures (First Team)
	Jennifer Jessup (Third Team)
2004	Iyhia McMichael (First Team)
	Jennifer Waterman (Second Team)
	Kate Jaspers (Second Team)
2003	Iyhia McMichael (First Team)
2002	Kellie Wilkerson (First Team)
	Iyhia McMichael (Second Team)
2001	Kellie Wilkerson (First Team)
2000	Kellie Wilkerson (First Team)
	Keri McCallum (First Team)
	Karrie Rider (Second Team)
1999	Kellie Wilkerson (First Team)
	Michelle Gates (Second Team)
1998	Autumn Anderson (Second Team)
	Michelle Gates (Second Team)
1997	Keri McCallum (First Team)

### SEC ALL-TOURNAMENT TEAM

2004	Iyhia McMichael
2003	Jennifer Nelson
2001	Kellie Wilkerson
1999	Keri McCallum
	Kellie Wilkerson
1998	Autumn Anderson
	Michelle Gates
	Nichole Henry
	Karrie Rider

### SEC PLAYER OF THE YEAR

2004	Iyhia McMichael
2003	Iyhia McMichael

### SEC FRESHMAN OF THE YEAR

2007	Chelsea Bramlett
2005	Courtney Bures

### SCHOLAR-ATHLETE OF THE YEAR

2004	Kate Jaspers (Co-Winner)
------	--------------------------

### SEC PITCHER OF THE WEEK

2015	<b>Alexis Silkwood</b> _ March 30, April 6
2014	Alison Owen _____ April 14
	<b>Alexis Silkwood</b> _____ April 21
2013	Alison Owen _____ Feb. 25, March 4
2012	Stephanie Becker _____ April 23
2004	Stephanie Comeaux _____ March 7
	Kelli Miller _____ May 11
2003	Melissa Massey _____ Feb. 24
2002	Kasey Whitehead _____ Feb. 12
2001	Jennifer Pursell _____ April 2
1999	Autumn Anderson _____ April 6
1997	Alicia Judd _____ April 29

### SEC PLAYER OF THE WEEK

2012	Jessica Cooley _____ March 5
	Ka'ili Smith _____ April 16
2010	Chelsea Bramlett _____ March 1
2009	Ali Bainbridge _____ March 30
2008	Chelsea Bramlett _____ Feb. 11
2007	Sammie Jo Bailey _____ April 24
2005	Courtney Bures _____ Feb. 7
2004	Iyhia McMichael _____ Feb. 23
	Kate Jaspers _____ April 12
2003	Iyhia McMichael _____ March 31
2002	Kellie Wilkerson _____ May 6
2001	Iyhia McMichael _____ March 26
2000	Kellie Wilkerson _____ Feb. 21
	Karrie Rider _____ March 13
	Keri McCallum _____ April 3
1999	Keri McCallum _____ March 9
1998	Michelle Gates _____ March 31

### SEC FRESHMAN OF THE WEEK

2014	<b>Alexis Silkwood</b> _ Feb. 17, March 3
2010	Kylie Vry _____ Feb. 15
	Erin Nesbit _____ April 26
2009	Ka'ili Smith _____ March 9
	Lindsey Dunlap _____ March 30
	Lindsey Dunlap _____ April 20
	Ka'ili Smith _____ May 4
2008	Misty Flesher _____ Feb. 18
	Courtney Nesbit _____ March 24
	Misty Flesher _____ April 14
	Brittany Bell _____ April 21
2007	Chelsea Bramlett _____ April 3
	Chelsea Bramlett _____ April 10
2006	Sammie Jo Bailey _____ May 8

### ALL-SEC PLAYERS

2010	Chelsea Bramlett _____ First Team
2009	Chelsea Bramlett _____ First Team
	Ka'ili Smith _____ Second Team
2008	Chelsea Bramlett _____ First Team
	Courtney Bures _____ First Team
	Hayle Guess _____ Second Team
2007	Courtney Bures _____ First Team
	Chelsea Bramlett _____ Second Team
	Hayle Guess _____ Second Team
2005	Courtney Bures _____ First Team
2004	Iyhia McMichael _____ First Team
	Kate Jaspers _____ First Team
2003	Iyhia McMichael _____ First Team
	Jennifer Nelson _____ Second Team
2002	Iyhia McMichael _____ First Team
	Kellie Wilkerson _____ First Team
2001	Kellie Wilkerson _____ First Team
	Iyhia McMichael _____ Second Team
2000	Keri McCallum _____ First Team
	Kellie Wilkerson _____ First Team
	Karrie Rider _____ Second Team
1999	Michelle Gates _____ First Team
	Kellie Wilkerson _____ First Team
	Keri McCallum _____ Second Team
1998	Michelle Gates _____ First Team
	Keri McCallum _____ Second Team
1997	Keri McCallum _____ First Team
	Karrie Rider _____ Second Team

### SEC ALL-FRESHMAN TEAM

2014	<b>Caroline Seitz</b>
	<b>Alexis Silkwood</b>
2012	Ashley Phillips
2011	Briana Bell
	Sam Lenahan
2010	Jessica Cooley
2009	Ka'ili Smith
2008	Ali Bainbridge
2007	Jessie Bailey
	Chelsea Bramlett
2005	Courtney Bures
2004	Hayle Guess



## TEAM &amp; TOURNAMENT HONORS

## 2003-10 TEAM HONORS

## Most Valuable Player

2010	Chelsea Bramlett
2009	Chelsea Bramlett
2008	Chelsea Bramlett
2007	Courtney Bures
2006	Blair Hewett
2005	Courtney Bures
2004	Iyhia McMichael
2003	Iyhia McMichael

## Top Hitter

2010	Chelsea Bramlett
2009	Chelsea Bramlett
2008	Chelsea Bramlett
2007	Chelsea Bramlett
2006	Courtney Bures
2005	Courtney Bures
2004	Iyhia McMichael
2003	Iyhia McMichael

## Most Valuable Pitcher

2010	Misty Flesher
2009	Lindsey Dunlap
2008	Misty Flesher
2007	Kelli Miller
2006	Ragan Blake
	Stephanie Comeaux
2005	Kelli Miller
2004	Melissa Massey
2003	Melissa Massey

## Most Improved Player

2010	Jessie Bailey
2009	Brittany Bell
2008	Kelsey Nurnberg
2007	Sara Hickerson
2006	Nakita Boyce
2005	Tanelda McDonald
2004	Tanelda McDonald
2003	Jennifer Waterman

## Gold Glove

2010	Jessie Bailey
2009	Ali Bainbridge
2008	Courtney Bures
2007	Courtney Bures
2006	Courtney Bures
2005	Callye Williams
2004	Kate Jaspers
2003	Brooke Best

## Rookie Of The Year

2010	Erin Nesbit
2009	Ka'ili Smith
2008	Ali Bainbridge
2007	Chelsea Bramlett
2006	Sammie Jo Bailey
2005	Courtney Bures

2004	Hayle Guess
2003	Callye Williams

## MTXE (Mental Toughness/Extra Effort)

2010	Ali Bainbridge
2009	Sammie Jo Bailey
2008	Lindsay Hunley
2007	Katie Johnson
2006	Blair Hewett
2005	Jennifer Jessup
2004	Meagan O'Nan
2003	Jennifer Jessup

## 1997-2002 TEAM HONORS

## Most Outstanding Player

2002	Kellie Wilkerson
2001	Kellie Wilkerson
2000	Keri McCallum
1999	Keri McCallum
1998	Autumn Anderson
1997	Keri McCallum

## Most Inspirational Player

2002	Iyhia McMichael
2001	Amy Mosley
2000	Karrie Rider
1999	Jenny Hehnke
1998	Chris Bushby
1997	Karrie Rider

## ALL-TOURNAMENT TEAMS

## Blues City Classic

2013	Alison Owen (First Team)
	Sam Lenahan (First Team)
	Stephanie Becker (Second Team)

## Compass Bank Invitational

2006	Stephanie Comeaux
	Hayle Guess

## Georgia Tech Buzz Classic

2005	Jennifer Jessup
------	-----------------

## Mercer Wingate Inn Classic

2008	Sammie Jo Bailey
	Ali Bainbridge
	Hayle Guess

## NFCA Leadoff Classic

2010	Chelsea Bramlett
2008	Courtney Bures
2007	Hayle Guess

## NIST Tournament

1997	Keri McCallum
------	---------------

## Mardi Gras Tournament

1997	Michelle Gates
------	----------------

## Ragin' Cajuns Invitational

2005	Courtney Bures
------	----------------

## Speedline Invitational

2002	Kellie Wilkerson
	Iyhia McMichael
2000	Karrie Rider
	Jennifer Pursell
1999	Keri McCallum
	Michelle Gates

## Troy Cox Classic

2003	Iyhia McMichael
	Jennifer Jessup

## MSU Bulldog Round-Robin

2012	Brittany Bell
	Jessica Cooley
	Shelby Fisher
	Erin Nesbit
	Ka'ili Smith
2011	Sam Lenahan
	Courtney Nesbit
	Ka'ili Smith
	Kylie Vry
2010	Jessie Bailey
	Ali Bainbridge
	Brittany Bell (MVP)
	Lindsey Dunlap
	Misty Flesher
	Erin Nesbit
	Jessie Spain
	Kylie Vry
2009	Jessie Bailey
	Chelsea Bramlett
	Lindsey Dunlap
	Courtney Moore
	Kelsey Nurnberg
2008	Sammie Jo Bailey
	Chelsea Bramlett
	Courtney Bures (MVP)
	Misty Flesher
	Hayle Guess
2007	Courtney Bures
	Kelli Miller
	Chelsea Bramlett
	Nakita Boyce
2006	Ragan Blake
	Nakita Boyce
	Courtney Bures
	Stephanie Comeaux
	Hayle Guess
2005	Courtney Bures
	Lindsay Hunley
	Katie Johnson
	Kelli Miller
	Callye Williams



## ALL-TOURNAMENT TEAMS

2004 \_\_\_\_\_ Kate Jaspers  
Melissa Massey  
Iyhia McMichael  
Meagan O'Nan  
Jennifer Waterman

### MSU Bulldog Battle

2013 \_\_\_\_\_ Jessica Cooley  
Sam Lenahan  
Alison Owen (MVP)

### MSU Bulldog Classic

2013 \_\_\_\_\_ Jessica Offutt  
Ashley Phillips (MVP)  
Heidi Shape

2012 \_\_\_\_\_ Stephanie Becker  
Brittany Bell  
Jessica Cooley (MVP)  
Sam Lenahan  
Jessica Offutt

2011 \_\_\_\_\_ Ali Bainbridge (MVP)  
Briana Bell  
Misty Flesher  
Chelsea Raines  
Kylie Vry

2010 \_\_\_\_\_ Jessie Bailey  
Chelsea Bramlett  
Misty Flesher  
Allie Heon  
Ka'ili Smith (MVP)  
Kylie Vry

2009 \_\_\_\_\_ Jessie Bailey  
Ali Bainbridge  
Chelsea Bramlett (MVP)  
Lindsey Dunlap  
Kelsey Nurnberg

2008 \_\_\_\_\_ Sammie Jo Bailey  
Chelsea Bramlett (co-MVP)  
Courtney Bures  
Misty Flesher  
Hayle Guess  
Kelsey Nurnberg (co-MVP)

2006 \_\_\_\_\_ Sammie Jo Bailey  
Courtney Bures  
Stephanie Comeaux  
Katie Cooley  
Hayle Guess

2005 \_\_\_\_\_ Callye Williams  
Nakita Boyce  
Blair Hewett  
Tanelda McDonald  
Kelli Miller

2004 \_\_\_\_\_ Callye Williams  
Blaire Brown  
Stephanie Comeaux  
Melissa Massey  
IyhiaMcMichael  
Kellie Miller  
Meagan O'Nan  
Jennifer Waterman

2002 \_\_\_\_\_ Brandi Watkins  
Brooke Best  
Iyhia McMichael  
Kellie Wilkerson

2001 \_\_\_\_\_ Jennifer Jessup  
Jennifer Nelson  
Lindsay Nelson  
Kellie Wilkerson  
2000 \_\_\_\_\_ Keri McCallum  
Jennifer Nelson  
Karrie Rider  
Kellie Wilkerson

### MSU Bully Bash

2008 \_\_\_\_\_ Jessie Bailey  
Ali Bainbridge  
Chelsea Bramlett  
Courtney Bures  
Nakita Boyce  
Misty Flesher (MVP)  
Hayle Guess  
Kelsey Nurnberg  
Jessie Spain

### Ma lihini Kipa Aloha Tournament

2009 \_\_\_\_\_ Chelsea Bramlett  
Ka'ili Smith

### Easton SEC/ACC Challenge

2011 \_\_\_\_\_ Courtney Nesbit  
Chelsea Raines





Current athletes in **bold**.

## ACADEMIC AWARDS & HONORS

### CoSIDA ACADEMIC PLAYER OF THE YEAR

2010 \_\_\_\_\_ Chelsea Bramlett  
2004 \_\_\_\_\_ Kate Jaspers

### CoSIDA ACADEMIC ALL-AMERICA

2015 \_\_\_\_\_ Julia Echols (Third Team)  
2011 \_\_\_\_\_ Ali Bainbridge (Third Team)  
2010 \_\_\_\_\_ Chelsea Bramlett (First Team)  
2009 \_\_\_\_\_ Chelsea Bramlett (Second Team)  
Sammie Jo Bailey (Third Team)  
2008 \_\_\_\_\_ Chelsea Bramlett (First Team)  
2004 \_\_\_\_\_ Kate Jaspers (First Team)  
Ilyhia McMichael (Second Team)  
2003 \_\_\_\_\_ Kate Jaspers (Second Team)  
2000 \_\_\_\_\_ Keri McCallum (First Team)

### CoSIDA ACADEMIC ALL-DISTRICT

2011 \_\_\_\_\_ Ali Bainbridge (First Team)  
2010 \_\_\_\_\_ Jessie Bailey (First Team)  
Chelsea Bramlett (First Team)  
2009 \_\_\_\_\_ Sammie Jo Bailey (First Team)  
Chelsea Bramlett (First Team)  
Jessie Bailey (Second Team)  
Ali Bainbridge (Second Team)  
2008 \_\_\_\_\_ Sammie Jo Bailey (First Team)  
Chelsea Bramlett (First Team)  
Jessie Bailey (Second Team)  
2006 \_\_\_\_\_ Hayle Guess (First Team)  
2004 \_\_\_\_\_ Kate Jaspers (First Team)  
Ilyhia McMichael (First Team)  
Meagan O'Nan (Second Team)  
2003 \_\_\_\_\_ Kate Jaspers (First Team)  
Krystal Tillman (Second Team)  
2000 \_\_\_\_\_ Keri McCallum (First Team)  
Jenny Hehnke (Second Team)  
1998 \_\_\_\_\_ Keri McCallum (Second Team)

### SEC FRESHMAN ACADEMIC HONOR ROLL

2014 \_\_\_\_\_ Katie Anne Bailey  
Caroline Seitz  
Alexis Silkwood  
2013 \_\_\_\_\_ Loryn Nichols  
Jacey Punches  
Kayla Winkfield  
2010 \_\_\_\_\_ Stephanie Becker  
Jessica Cooley  
Shelby Fisher  
Erin Nesbit  
Chrissie Rovtar  
Kylie Vry  
2008 \_\_\_\_\_ Ali Bainbridge  
Misty Flesher  
Courtney Nesbit  
Jessie Spain  
Elizabeth Woolven  
2007 \_\_\_\_\_ Jessie Bailey  
Chelsea Bramlett  
Laurie Siebert  
2005 \_\_\_\_\_ Nakita Boyce  
Courtney Bures

Lindsay Hunley  
Gina McCloud  
Allison Meyer  
2004 \_\_\_\_\_ Katie Cooley  
Hayle Guess  
Blair Hewett  
Sara Hickerson  
Katie Johnson  
2003 \_\_\_\_\_ Stephanie Owens  
Callye Williams

### SEC COMMUNITY SERVICE TEAM

2013 \_\_\_\_\_ Jessica Cooley  
2012 \_\_\_\_\_ Misty Flesher  
2011 \_\_\_\_\_ Courtney Nesbit  
2010 \_\_\_\_\_ Jessie Bailey  
2009 \_\_\_\_\_ Sammie Jo Bailey  
2008 \_\_\_\_\_ Hayle Guess  
2007 \_\_\_\_\_ Hayle Guess  
2006 \_\_\_\_\_ Callye Williams  
2005 \_\_\_\_\_ Callye Williams  
2004 \_\_\_\_\_ Meagan O'Nan

### NFCA ALL-AMERICA SCHOLAR-ATHLETE

2012 \_\_\_\_\_ **Julia Echols**  
Shelby Fisher  
Misty Flesher  
Sam Lenahan  
Erin Nesbit  
Megan Nesbit  
Jessica Offutt  
Chrissie Rovtar  
Kylie Vry  
Rachael Zdeb  
2011 \_\_\_\_\_ Ali Bainbridge  
Stephanie Becker  
Misty Flesher  
Sam Lenahan  
Courtney Nesbit  
Jessica Offutt  
Chrissie Rovtar  
Heidi Shape  
Jessie Spain  
Kylie Vry  
Rachael Zdeb  
2010 \_\_\_\_\_ Jessie Bailey  
Ali Bainbridge  
Chelsea Bramlett  
Shelby Fisher  
Misty Flesher  
Courtney Nesbit  
Erin Nesbit  
Chrissie Rovtar  
Jessie Spain  
Kylie Vry  
2009 \_\_\_\_\_ Jessie Bailey  
Sammie Jo Bailey  
Ali Bainbridge  
Jessie Spain  
2008 \_\_\_\_\_ Jessie Bailey  
Sammie Jo Bailey  
Ali Bainbridge  
Megan Bateman

Nakita Boyce  
Chelsea Bramlett  
Lindsay Hunley  
Gina McCloud  
Courtney Nesbit  
Jessie Spain  
2007 \_\_\_\_\_ Jessie Bailey  
Sammie Jo Bailey  
Chelsea Bramlett  
Stephanie Comeaux  
Lindsay Hunley  
Katie Johnson  
Michelle Kinney  
Gina McCloud  
Kelli Miller  
2006 \_\_\_\_\_ Sammie Jo Bailey  
Hayle Guess  
Sara Hickerson  
Lindsay Hunley  
Katie Johnson  
Michelle Kinney  
Gina McCloud  
Kelli Miller  
Callye Williams  
Blair Hewett  
2005 \_\_\_\_\_ Katie Johnson  
Michelle Kinney  
Callye Williams  
2004 \_\_\_\_\_ Kate Jaspers  
Jennifer Jessup  
Lindsay Nelson  
Meagan O'Nan  
Krystal Tillman  
Callye Williams  
2003 \_\_\_\_\_ Blaire Brown  
Courtney Frank  
Kate Jaspers  
Jennifer Jessup  
Lindsay Nelson  
Meagan O'Nan  
Krystal Tillman  
2002 \_\_\_\_\_ Blaire Brown  
Kate Jaspers  
Amy Mosley  
Lindsay Nelson  
Krystal Tillman  
2001 \_\_\_\_\_ Anna Joyce Lott  
2000 \_\_\_\_\_ Jenny Hehnke  
Keri McCallum  
Anna Joyce Lott  
1999 \_\_\_\_\_ Kayla Calvert  
Tracy Clark  
Connie Goldsmith  
Jenny Hehnke  
Anna Joyce Lott  
Keri McCallum  
1998 \_\_\_\_\_ Autumn Anderson  
Tracy Clark  
Jenny Hehnke  
Alicia Judd  
Kendell Kimbrough  
Anna Joyce Lott  
Keri McCallum  
Karrie Rider  
1997 \_\_\_\_\_ Jenny Hehnke



Current athletes in **bold**.

## ACADEMIC ALL-SEC

2015	Madison Arroyo	2009	Ka'ili Smith	2003	Lindsay Nelson
	Katie Anne Bailey		Jessie Spain		Meagan O'Nan
	Julia Echols		Elizabeth Woolven		Stephanie Owens
	Erika Gaul		Jessie Bailey		Krystal Tillman
	Katie Gentle		Sammie Jo Bailey		Jennifer Waterman
	Olivia Golden		Ali Bainbridge		Brandi Watkins
	Loryn Nichols		Chelsea Bramlett		Callye Williams
	Ashley Phillips		Misty Flesher		Brooke Best
	Caroline Seitz		Allie Heon		Blaire Brown
	Alexis Silkwood		Courtney Nesbit		Kate Jaspers
2014	Mackenzie Toler	2008	Laurie Siebert	2002	Jennifer Jessup
	Kayla Winkfield		Jessie Spain		Iyhia McMichael
	Julia Echols		Jessie Bailey		Amy Mosley
	Logan Foulks		Sammie Jo Bailey		Lindsay Nelson
	Erika Gaul		Megan Bateman		Krystal Tillman
	Sam Lenahan		Chelsea Bramlett		Jennifer Waterman
	Loryn Nichols		Courtney Bures		Brooke Best
	Jessica Offutt		Nakita Boyce		Jennifer Jessup
	Alison Owen		Hayle Guess		Anna Joyce Lott
	Ashley Phillips		Lindsay Hunley		Jennifer Nelson
2013	Jacey Punches	2007	Gina McCloud	2001	Robyn Schlagheck
	Heidi Shape		Sammie Jo Bailey		Kasey Whitehead
	Shana Sherrod		Nakita Boyce		Brooke Best
	Kayla Winkfield		Courtney Bures		Chris Bushby
	Rachael Zdeb		Stephanie Comeaux		Jenny Hehnke
	Stephanie Becker		Katie Cooley		Nichole Henry
	Jessica Cooley		Hayle Guess		Jennifer Jessup
	Julia Echols		Sara Hickerson		Kendell Kimbrough
	Shelby Fisher		Blair Hewett		Anna Joyce Lott
	Erika Gaul		Lindsay Hunley		Keri McCallum
2012	Sam Lenahan	2006	Katie Johnson	2000	Jennifer Nelson
	Jessica Offutt		Michelle Kinney		Karrie Rider
	Alison Owen		Gina McCloud		Robyn Schlagheck
	Ashley Phillips		Kelli Miller		Cheri Smith
	Chrissie Rovtar		Nakita Boyce		Kasey Whitehead
	Heidi Shape		Courtney Bures		Kellie Wilkerson
	Kylie Vry		Stephanie Comeaux		Chris Bushby
	Rachael Zdeb		Katie Cooley		Michelle Gates
	Stephanie Becker		Blair Hewett		Jenny Hehnke
	Jessica Cooley		Sara Hickerson		Nichole Henry
2011	Shelby Fisher	2005	Lindsay Hunley	1999	Kendell Kimbrough
	Brittany Gates		Hayle Guess		Anna Joyce Lott
	Sam Lenahan		Katie Johnson		Keri McCallum
	Erin Nesbit		Michelle Kinney		Karrie Rider
	Jessica Offutt		Gina McCloud		Robyn Schlagheck
	Chrissie Rovtar		Allison Meyer		Autumn Anderson
	Heidi Shape		Kelli Miller		Chris Bushby
	Ka'ili Smith		Callye Williams		Tracy Clark
	Kylie Vry		Stephanie Comeaux		Michelle Gates
	Rachael Zdeb		Katie Cooley		Jenny Hehnke
2010	Ali Bainbridge	2004	Hayle Guess	1998	Nichole Henry
	Stephanie Becker		Blair Hewett		Kendell Kimbrough
	Jessica Cooley		Sara Hickerson		Anna Joyce Lott
	Lindsey Dunlap		Jennifer Jessup		Keri McCallum
	Shelby Fisher		Katie Johnson		Karrie Rider
	Misty Flesher		Michelle Kinney		Robyn Schlagheck
	Courtney Nesbit		Tanelda McDonald		Ariana Benardo
	Erin Nesbit		Keri McFarling		Chris Bushby
	Chrissie Rovtar		Kelli Miller		Jenny Hehnke
	Kylie Vry		Callye Williams		Alicia Judd
2010	Jessie Bailey	2004	Blaire Brown	1998	Aimee Juedemann
	Ali Bainbridge		Kate Jaspers		Kendell Kimbrough
	Chelsea Bramlett		Jennifer Jessup		Keri McCallum
	Misty Flesher		Tanelda McDonald		Karrie Rider
	Allie Heon		Iyhia McMichael		
	Courtney Nesbit		Kelli Miller		



## ALL-TIME LETTERWINNERS

## A

Akins, Susan (1983)  
RHP, #34, Memphis, Tenn.

Anderson, Autumn (1998-99)  
RHP, #20, Farmington, N.M.

**Arroyo, Madison (2014-Present)**  
INF, #2, Waxhaw, N.C.

## B

Bailey, Jessie (2007-10)  
INF, #6, Lithonia, Ga.

**Bailey, Katie Anne (2014-Present)**  
UTL, #3, Madison, Miss.

Bailey, Sammie Jo (2006-09)  
1B, #34, Lithonia, Ga.

Bainbridge, Ali (2008-11)  
2B, #1, Vestavia Hills, Ala.

Bateman, Megan (2007-08)  
C, #11, Brookhaven, Miss.

Baxstrum, Lynn (1982)  
2B, #41, Philadelphia, Miss.

Becker, Stephanie (2010-13)  
LHP, #11, Aurora, Ill.

Bell, Brittany (2008-12)  
OF, #13, Brandon, Fla.

Bell, Briana (2011-13)  
OF, #21, Brandon, Fla.

Benardo, Ariana (1997-98)  
2B, #4, Torrance, Calif.

Best, Brooke (2000-03)  
2B, #3, Ooltewah, Tenn.

Blake, Ragan (2005-06)  
RHP, #11, Sugar Land, Texas

Bonar, Vicki (1984-85)  
RHP, #5, Royal Oak, Mich.

Boyce, Nakita (2005-08)  
OF, #7, Springfield, Mo.

Bramlett, Chelsea (2007-10)  
C, #18, Cordova, Tenn.

Brown, Blaire (2001-04)  
C, #34, Yucaipa, Calif.

Burcham, Tina (1983)  
OF, #30, Florence, Ala.

Bures, Courtney (2005-08)  
INF, #3, Haymarket, Va.

Bushby, Chris (1997-2000)  
OF, #18, Starkville, Miss.

## C

Calvert, Kayla (1999)  
RHP, #19, Lafayette, Ind.

Clark, Julie (1984)  
1B, #8, Baton Rouge, La.

Clark, Tracy (1997-99)  
OF, #26, Valencia, Calif.

Comeaux, Stephanie (2004-07)  
RHP, #1, Lucedale, Miss.

Cooley, Jessica (2010-13)  
INF/OF, #2, Birmingham, Ala.

Cooley, Katie (2004-07)  
C/OF, #17, Birmingham, Ala.

## D

Dabbs, Stacey (1984-85)  
OF, #9, Baton Rouge, La.

Davis, Kim (1985-86)  
RHP, #18, Monroe, La.

Delaneville, Summer (2003)  
RHP, #8, LaPlace, La.

DeNomie, Janice (1982-84)  
RHP, #41, Memphis, Tenn.

Dunlap, Lindsey (2009-12)  
LHP, #32, Hueytown, Ala.

## E

**Echols, Julia (2013-Present)**  
INF, #6, McDonough, Ga.

Ellwood, Susan (1985)  
C/3B, #13, Baton Rouge, La.

## F

Feldt, Shawna (1998)  
UTL, #3, Vancouver, Wash.

Fisher, Shelby (2010-13)  
1B, #14, Scottsdale, Ariz.

Flesher, Misty (2008-12)  
RHP, #17, Lone Grove, Okla.

Foulks, Logan (2013-14)  
INF/C, #7, Douglasville, Ga.

Frank, Courtney (2000, 03)  
RHP, #16, Kent, Wash.

Futch, Karen (1983-84)  
1B, #44, Titusville, Fla.

## G

Gates, Brittany (2009-12)  
OF, #4, Houston, Miss.

Gates, Michelle (1997-2000)  
RHP/3B, #7, Chowchilla, Calif.

**Gaul, Erika (2012-Present)**  
INF, #23, Clermont, Fla.

**Gentle, Katie (2014-Present)**  
OF, #11, Harselle, Ala.

Gentry, Pam (1986)  
C, #14, Monroe, La.

**Golden, Olivia (2013-Present)**  
INF, #12, Hartselle, Ala.

Goldsmith, Connie (1999)  
OF, #34, Starkville, Miss.

Goodwin, Robynn (2000)  
C, #72, Starkville, Miss.

Gregory, Rhonda (1982)  
OF, #32, Pontotoc, Miss.

Gregory, Vickie (1982)  
OF, #42, Pontotoc, Miss.

Gresham, Stacy (1986)  
1B, #44, Florence, Ala.

Guess, Hayle (2004, 2006-08)  
UTL, #21, Moss Point, Miss.

## H

Hartnett, Meg (1983-86)  
SS, #20, Germantown, Tenn.

Hehnke, Jenny (1997-2000)  
2B, #1, Santa Barbara, Calif.

Helms, Jemmye Ann (1997)  
OF, #3, Mathiston, Miss.

Henry, Nichole (1997-2000)  
C/1B, #11, Whitwell, Tenn.

Heon, Allie (2009-10)  
INF/OF, #10, Leesburg, Va.

Herbert, Missy (1984-85)  
INF, #21, Memphis, Tenn.

Hewett, Blair (2004-07)  
C, #5, St. Matthews, S.C.

Hickerson, Sara (2004-07)  
RHP, #32, Nashville, Tenn.

Hooper, Sharon (1984-86)  
RHP, #7, Gretna, La.

Hollenhead, Swayze (2012-13)  
INF, #15, Mathiston, Miss.

Hunley, Lindsay (2005-08)  
INF, #15, Aurora, Ill.

Hurley, Rachel (2006-07)  
OF, #10, Brandon, Miss.

## I

Ingram, Julia (1982-84)  
OF, #24, Tupelo, Miss.

**Ivy, Amanda (2014-Present)**  
UTL, #25, Batesville, Miss.

## J

Jaspers, Kate (2001-04)  
1B/OF, #28, Prescott, Ariz.

Jennings, Sherri (1985-86)  
OF, #10, Pensacola, Fla.

Jessup, Jennifer (2001-05)  
SS, #25, East Dublin, Ga.

Johnson, Dani (1997)  
C, #24, Tucson, Ariz.

Johnson, Katie (2004-07)  
INF, #13, Birmingham, Ala.

Jones, Donna (1983)  
2B, #15, Kosciusko, Miss.

Judd, Alicia (1997-98)  
RHP, #25, St. Louis, Mo.

Juedemann, Aimee (1997-98)  
OF, #8, St. Louis, Mo.

## K

Kimbrough, Kendell (1997-2000)  
OF, #22, Saltito, Miss.

Kinney, Michelle (2005-07)  
UTL, #8, Memphis, Tenn.

## L

Lenahan, Sam (2011-14)  
C/1B, #16, Lawrenceville, Ga.

Lott, Anna Joyce (1998-2001)  
OF, #10, Greenwood, Miss.

## M

Mabry, Stacy (2006)  
OF, #6, Liberty, Miss.

Massey, Melissa (2002-05)  
RHP, #2, Fayetteville, Tenn.

Mathews, Lezlie (1986)  
C, #21, Baton Rouge, La.

Matzenger, Mary Lee (1982)  
OF, #17, Mobile, Ala.

McCain, Cindy (1985-86)  
2B, #42, Pope, Miss.

McCallum, Keri (1997-2000)  
C/OF, #14, Port Orchard, Wash.

McCloud, Gina (2006-08)  
3B, #44, Monticello, Miss.

McDonald, Tanelda (2002-2005)  
3B, #24, Madison, Miss.

McFarling, Keri (2004)  
OF, #10, Amory, Miss.

McMichael, Iyhia (2001-04)  
OF, #12, Nacogdoches, Texas

McWatters, Bonnie (1984-86)  
OF, #15, Lake Park, Fla.

Mellert, Kristie (1983)  
3B, #22, Hope Hull, Ala.

Meyer, Allison (2005)  
INF, #9, Laurel, Miss.

Miller, Kelli (2004-07)  
RHP, #33, Colorado Springs, Colo.

Miller, Rhonda Ann (1984)  
RHP, #10, Chalmette, La.

Minor, Christene (1982-83)  
2B, #33, Starkville, Miss.

Moore, Courtney (2009)  
INF/OF, #21, El Sobrante, Calif.

Moore, Sherry (1982)  
1B, #25, Noxapater, Miss.

Morgan, Melanie (1983-86)  
OF, #42, Memphis, Tenn.

Moschetti, Nicole (2000)  
3B, #16, West Palm Beach, Fla.

Mosley, Amy (2001-02)  
C, #11, Quitman, Miss.

## N

Nelson, Jennifer (2000-03)  
RHP/OF, #9, Weatherford, Texas

Nelson, Lindsay (2001-04)  
2B, #6, Orange Park, Fla.

Nesbit, Courtney (2008-11)  
INF, #25, Acworth, Ga.

Nesbit, Erin (2010-13)  
INF, #5, Acworth, Ga.

Nesbit, Megan (2012)  
INF, #12, Acworth, Ga.

Nichols, Loryn (2013-Present)  
OF, #10, Murrieta, Calif.

Nurnberg, Kelsey (2007-09)  
RHP, #9, Ankeny, Iowa

## O

Offutt, Jessica (2011-14)  
OF, #26, Madison, Ala.

O'Nan, Meagan (2003-04)  
OF, #15, Starkville, Miss.

Osborn, Cindy (1983)  
OF, #23, Olive Branch, Miss.

Owen, Alison (2013-14)  
RHP, #4, Newnan, Ga.

Owens, Stephanie (2003)  
RHP, #33, Easley, S.C.

## P

Patterson, Tyeha (2002)  
OF, #29, Pascagoula, Miss.

Pendley, Connie (1985-86)  
3B, #22, Birmingham, Ala.

Perrault, Tina (1984)  
C, #13, Baton Rouge, La.

Pedroli, Maryann (1997)  
OF, #19, Germantown, Tenn.

**Phillips, Ashley (2012-Present)**  
OF, #20, Water Valley, Miss.

Pippins, Cathy (1986)  
RHP, #31, West Monroe, La.

**Punches, Jacey (2013-Present)**  
RHP, #1, Round Rock, Texas

Pursell, Jennifer (2000-01)  
RHP, #15, Rancho Cucamonga, Calif.

## R

Raines, Chelsea (2010-11)  
C/INF, #15, Ackerman, Miss.

Reese, Laura Leigh (2006-07)  
C, #24, Clinton, Miss.

Richards, Becca (2000)  
OF, #26, Eugene, Ore.

Rider, Karrie (1997-2000)  
SS, #23, Camas, Wash.

Riner, June (1983)  
UTL, #25, East Coweta, Ga.

Robinson, Faith (2002)  
3B, #26, Bolton, Miss.

## S

Rovtar, Chrissie (2010-13)  
INF, #44, West Chicago, Ill.

Schlagheck, Robyn (1999-2001)  
C, #8, Huntsville, Ala.

**Seitz, Caroline (2014-Present)**  
INF, #15, Birmingham, Ala.

Shape, Heidi (2011-14)  
INF, #22, Duluth, Ga.

Sherrod, Shana (2011-14)  
RHP, #27, Vestavia Hills, Ala.

Shipley, Karen (1984-85)  
C, #12, Winterhaven, Fla.

Seibert, Laurie (2007-09)  
INF, #16, Sugar Grove, Ill.

**Silkwood, Alexis (2014-Present)**  
LHP, #8, East Alton, Ill.

Smith, Cheri (1998-2001)  
1B, #12, Phoenix, Ariz.

Smith, Jamie (1998-99)  
OF, #9, Phoenix, Ariz.

Smith, Ka'ili (2009-12)  
INF/OF, #7, Kapolei, Hawaii

Spain, Jessie (2008-10)  
INF/OF, #8, Birmingham, Ala.

## T

Tegarden, Susan (1983)  
C, #43, St. Petersburg, Fla.

**Toler, Mackenzie (2014-Present)**  
LHP, #13, Fayetteville, Ga.

Tillman, Krystal (2001-03)  
OF, #7, Romoland, Calif.

## V

Vanlandingham, Courtney (2012)  
INF, #25, Owasso, Okla.

Vry, Kylie (2010-13)  
LHP, #3, Des Moines, Iowa

## W

Walker, Irene (1985-86)  
1B, #17, Pensacola, Fla.

Watkins, Brandi (2004)  
OF, #29, Starkville, Miss.

Waterman, Jennifer (2001-04)  
C/1B, #23, Kingwood, Texas

Watson, Kristie (1984)  
3B, #14, Hope Hull, Ala.

Wenzel, Caitlin (2011-12)  
UTL, #24, Marietta, Wis.

White, Jan (1982)  
1B, #32, Aberdeen, Miss.

Whitehead, Kasey (2000-02)  
RHP/INF, #4, Roswell, Ga.

Wilkerson, Kellie (1999-2002)  
LHP/UTL, #20, Jacksonville, Fla.

Williams, Callye (2003-06)  
3B, #4, Katy, Texas

**Winkfield, Kayla (2013-Present)**  
INF, #9, Giddings, Texas

Woolven, Elizabeth (2008-10)  
LHP, #12, Nettleton, Miss.

Wroten, Ashley (2006)  
OF, #25, Terry, Miss.

## Z

Zdeb, Rachael (2011-14)  
OF, #19, Shawnee, Kan.

\* Active players in bold



## NCAA REGIONAL HISTORY

### ALL-TIME REGIONAL RESULTS

ALL-TIME RECORD: 12-24  
(12 APPEARANCES)

#### 2000

May 18 \_Chattanooga\_\_\_\_\_ 6-1 \_\_\_ W  
May 19 \_Utah \_\_\_\_\_ 11-3 (6) \_\_\_ W  
May 20 \_No. 1 Washington\_\_\_\_\_ 1-4 \_\_\_ L  
May 20 \_Utah \_\_\_\_\_ 1-4 \_\_\_ L

#### 2002

May 16 \_No. 4 Arizona State\_\_\_\_\_ 1-4 \_\_\_ L  
May 16 \_Northwestern State \_\_\_\_\_ 9-6 \_\_\_ W  
May 18 \_No. 19 Louisiana\_\_\_\_\_ 3-10 \_\_\_ L

#### 2003

May 15 \_Florida International \_\_\_\_\_ 4-2 \_\_\_ W  
May 16 \_No. 8 Washington\_\_\_\_\_ 0-8 (6) \_\_\_ L  
May 16 \_No. 11 Nebraska \_\_\_\_\_ 0-8 (6) \_\_\_ L

#### 2004

May 20 \_Iowa \_\_\_\_\_ 2-1 (8) \_\_\_ W  
May 21 \_No. 2 California\_\_\_\_\_ 1-2 \_\_\_ L  
May 21 \_Florida Atlantic \_\_\_\_\_ 0-1 \_\_\_ L

#### 2005

May 20 \_Texas A&M Corpus Christi \_\_\_ 1-0 \_\_\_ W  
May 21 \_No. 5 Texas \_\_\_\_\_ 0-2 \_\_\_ L  
May 22 \_Texas A&M Corpus Christi \_\_\_ 2-1 \_\_\_ W  
May 22 \_No. 5 Texas \_\_\_\_\_ 0-2 \_\_\_ L

#### 2007

May 18 \_Pacific \_\_\_\_\_ 7-1 \_\_\_ W  
May 19 \_No. 4 Arizona \_\_\_\_\_ 0-8 \_\_\_ L  
May 19 \_Pacific \_\_\_\_\_ 10-12 \_\_\_ L

#### 2008

May 16 \_Hawai'i \_\_\_\_\_ 7-9 \_\_\_ L  
May 17 \_Stony Brook \_\_\_\_\_ 8-3 \_\_\_ W  
May 17 \_Hawai'i \_\_\_\_\_ 4-7 \_\_\_ L

#### 2009

May 15 \_No. 14 California\_\_\_\_\_ 3-8 \_\_\_ L  
May 16 \_No. 16 Florida State \_\_\_\_\_ 0-5 \_\_\_ L

#### 2012

May 17 \_BYU \_\_\_\_\_ 3-4 (9) \_\_\_ L  
May 18 \_Portland State\_\_\_\_\_ 0-2 \_\_\_ L

#### 2013

May 17 \_No. 19 Florida State \_\_\_\_\_ 2-5 \_\_\_ L  
May 18 \_Mississippi Valley State \_\_\_\_\_ 2-1 \_\_\_ W  
May 18 \_No. 15 South Alabama \_\_\_\_\_ 0-3 \_\_\_ L

#### 2014

May 16 \_Texas \_\_\_\_\_ 0-1 \_\_\_ L  
May 17 \_Texas Southern\_\_\_\_\_ 5-3 \_\_\_ W  
May 17 \_Texas \_\_\_\_\_ 3-4 \_\_\_ L

#### 2015

May 15 \_Baylor \_\_\_\_\_ 4-8 \_\_\_ L  
May 16\* \_Weber State \_\_\_\_\_ 2-0 \_\_\_ W  
May 17 \_Baylor \_\_\_\_\_ 0-2 \_\_\_ L

*Game was postponed on 5/16 and not completed  
until 5/17 due to weather*





## NCAA REGIONAL HISTORY

## NCAA REGIONAL BREAKDOWN

Appearances .....	12
Overall Record .....	12-24
In Opening Game .....	5-7
In Extra Innings .....	1-1
In One-Run Games .....	4-5
Vs. Ranked Teams .....	0-17
In Austin, Texas .....	2-2
In Eugene, Ore. ....	0-2
In Lafayette, La. ....	3-6
In Lincoln, Neb. ....	2-4
In Mobile, Ala. ....	1-2
In Seattle, Wash. ....	2-2
In Tallahassee, Fla. ....	0-2
In Tempe, Ariz. ....	1-2
In Tucson, Ariz. ....	1-2
Vs. ACC .....	0-2
Vs. America East .....	1-0
Vs. Big Sky .....	1-0
Vs. Big Ten .....	1-1
Vs. Big West .....	1-3
Vs. Big 12 .....	0-6
Vs. Pac-12 .....	1-7
Vs. Pacific Coast Softball Conference .....	0-2
Vs. Southern .....	1-0
Vs. Southland .....	3-0
Vs. Southwestern .....	2-0
Vs. Sun Belt .....	1-3
On May 15 .....	1-2
On May 16 .....	2-6
On May 17 .....	2-5
On May 18 .....	3-3
On May 19 .....	1-2
On May 20 .....	2-2
On May 21 .....	0-3
On May 22 .....	1-1
Vs. Arizona .....	0-1
Vs. Arizona State .....	0-1
Vs. Baylor .....	1-0
Vs. BYU .....	0-1
Vs. California .....	0-2
Vs. Chattanooga .....	1-0
Vs. Florida Atlantic .....	0-1
Vs. Florida International .....	1-0
Vs. Florida State .....	0-2
Vs. Hawai'i .....	0-2
Vs. Iowa .....	1-0
Vs. Louisiana-Lafayette .....	0-1
Vs. Mississippi Valley State .....	1-0
Vs. Nebraska .....	0-1
Vs. Northwestern State .....	1-0
Vs. Pacific .....	1-1
Vs. Portland State .....	0-1
Vs. South Alabama .....	0-1
Vs. Stony Brook .....	1-0
Vs. Texas .....	0-4
Vs. Texas Southern .....	1-0
Vs. Texas A&M-CC .....	2-0
Vs. Utah .....	1-1
Vs. Washington .....	0-2
Vs. Weber State .....	1-0

## NCAA REGIONAL SUPERLATIVES

## BATTING

## Individual

Most At-Bats, Game:	5, Chelsea Bramlett vs. Hawaii (May 16, 2008)
Most At-Bats, Series:	13, three times, last by Courtney Bures and Jennifer Jessup (2005)
Most At-Bats, Career:	31, Courtney Bures (2005-08)
Most Runs, Game:	2, many times, last in 2008 by four players
Most Runs, Series:	5, Hayle Guess (2008)
Most Runs, Career:	8, Chelsea Bramlett (2007-09)
Most Hits, Game:	3, many times, last by Chelsea Bramlett vs. California (May 15, 2009)
Most Hits, Series:	7, Ali Bainbridge (2008)
Most Hits, Career:	13, Chelsea Bramlett (2007-09)
Most Walks, Game:	3, three times, last by Mackenzie Toler vs. Baylor (May 15, 2015)
Most Walks, Series:	6, twice, last by Jessie Bailey (2007)
Most Walks, Career:	6, three times, last by Mackenzie Toler (2014-15)
Most Doubles, Game:	2, Sammie Jo Bailey vs. Pacific (May 19, 2007)
Most Doubles, Series:	2, three times, last by Julia Echols (2014)
Most Doubles, Career:	2, six times, last by Caroline Seitz (2014-2105)
Most Triples, Game:	1, three times, last by Heidi Shape vs. Texas Southern (May 17, 2014)
Most Triples, Series:	1, three times, last by Heidi Shape (2014)
Most Triples, Career:	1, three times, last by Heidi Shape (2011-14)
Most Home Runs, Game:	1, ten times, last by Caroline Seitz vs. Baylor (May 17, 2015)
Most Home Runs, Series:	2, Caroline Seitz (2015)
Most Home Runs, Career:	2, Caroline Seitz (2014-15)
Most RBI, Game:	7, Hayle Guess vs. Pacific (May 18, 2007)
Most RBI, Series:	8, Hayle Guess (2007)
Most RBI, Career:	12, Hayle Guess (2004-08)
Most Stolen Bases, Game:	3, Loryn Nichols vs. Weber State (May 16, 2015)
Most Stolen Bases, Series:	3, Loryn Nichols (2015)
Most Stolen Bases, Career:	5, Loryn Nichols (2013-15)
Most Hit By Pitches, Game:	2, Julia Echols vs. Baylor (May 15, 2015)
Most Hit By Pitches, Series:	2, four times, last by Julia Echols (2015)
Most Hit By Pitches, Career:	4, Julia Echols (2015)
Most Total Bases, Game:	7, Hayle Guess vs. Pacific (May 18, 2007)
Most Total Bases, Series:	10, Hayle Guess (2008)
Most Total Bases, Career:	19, Hayle Guess (2004-08)

## Team

Most At-Bats, Game:	33, twice, last vs. BYU (May 17, 2012)
Most At-Bats, Series:	98, 2000
Most Runs, Game:	11, vs. Utah (May 19, 2000)
Most Runs, Series:	19, twice, last in 2008
Most Hits, Game:	16 vs. Hawaii (May 16, 2008)
Most Hits, Series:	38, 2008
Most Walks, Game:	8, vs. Pacific (May 19, 2007)
Most Walks, Series:	16, 2007
Most Doubles, Game:	3, vs. Baylor (May 15, 2015)
Most Doubles, Series:	5, twice, last in 2015
Most Triples, Game:	1, three times, last vs. Texas Southern (May 17, 2014)
Most Triples, Series:	1, three times, last in 2014
Most Home Runs, Game:	2, vs. Baylor (May 15, 2015)
Most Home Runs, Series:	3, twice, last in 2015
Most RBI, Game:	11 vs. Utah (May 19, 2000)
Most RBI, Series:	18, twice, last in 2008
Most Stolen Bases, Game:	4, three times, last vs. Weber State (May 16, 2015)
Most Stolen Bases, Series:	8, 2015
Most Hit By Pitches, Game:	3, vs. Texas (May 17, 2014)
Most Hit By Pitches, Series:	6, 2014
Most Total Bases, Game:	19, vs. Hawai'i (May 16, 2008)
Most Total Bases, Series:	50, 2008

## PITCHING

## Individual

Most Appearances, Series:	4, Jennifer Pursell (2000)
Most Appearances, Career:	8, Kelli Miller (2004-07)
Most Games Started, Series:	3, Misty Flesher (2008)
Most Games Started, Career:	6, Kelli Miller (2004-07)
Most Innings Pitched, Game:	8.0, Melissa Massey vs. Iowa (May 20, 2004)
Most Innings Pitched, Series:	19, Alexis Silkwood (2015)
Most Innings Pitched, Career:	39.1, Kelli Miller (2004-07)
Most Strikeouts, Game:	13, twice, last Alexis Silkwood vs. Texas Southern (May 17, 2014)
Most Strikeouts, Series:	20, Alison Owen (2013)
Most Strikeouts, Career:	32, Alexis Silkwood (2014-15)
Most Wins, Series:	2, Jennifer Pursell (2000)
Most Wins, Career:	2, twice, last by Kelli Miller (2004-07)
Most Saves, Series:	N/A
Most Saves, Career:	N/A
Most Shutouts, Series:	1, twice, last by Alexis Silkwood (2015)
Most Shutouts, Career:	1, twice, last by Alexis Silkwood (2014-15)
Fewest Hits Allowed, Series (at least 7.0 IP):	5, twice, last Alexis Silkwood (2014)
Lowest ERA, Series (at least 7 IP):	0.44 in 16.0 IP, Kelli Miller (2005)
Fewest Walks Allowed, Series (at least 7 IP):	0 in 16.0 IP, Kelli Miller (2005)
Complete Games, Series:	2, three times, last by Alexis Silkwood (2015)
Complete Games, Career:	3, twice, last by Alexis Silkwood (2014-15)

## Team

Most Innings Pitched, Game:	8.0, vs. Iowa (May 20, 2004)
Most Innings Pitched, Series:	28.0, 2005
Fewest Runs Allowed, Game:	0, twice, last vs. Weber State (May 16, 2015)
Most Strikeouts, Game:	13, three times, last vs. Texas Southern (May 17, 2014)
Most Strikeouts, Series:	24, twice, last 2014
Most Complete Games, Series:	2, four times, last in 2015
Most Shutouts, Series:	1, twice, last in 2015
Most Wins, Series:	2, 2000 and 2005
Longest Winning Streak:	2 Games, 2000



## SOUTHEASTERN CONFERENCE CHAMPIONSHIP HISTORY

## ALL-TIME SEC CHAMP. RESULTS

All-Time Record: 11-21 (13 Appearances)

## 1997 - COLUMBUS, GA. (4-2)

South Carolina	L	0-2
Georgia	W	3-2
South Carolina	W	3-0
Florida	W	1-0
Florida	W	1-0
Alabama	L	4-5 (9)

## 1999 - COLUMBUS, GA. (2-2)

Alabama	W	6-3
#24 Tennessee	L	2-4
#14 South Carolina	W	2-1
#7 LSU	L	0-2 (9)

## 2000 - COLUMBUS, GA. (1-2)

Arkansas	L	1-2
Auburn	W	9-3
#11 Alabama	L	3-4

## 2001 - CHATTANOOGA, TENN. (1-2)

Florida	W	1-0
#3 LSU	L	1-2
Arkansas	L	2-7

## 2002 - CHATTANOOGA, TENN. (1-2)

South Carolina	L	5-11
Arkansas	W	5-1
#25 Georgia	L	1-7

## 2003 - PLANT CITY, FLA. (0-2)

#7 Georgia	L	0-3
#19 South Carolina	L	1-2

## 2004 - TUSCALOOSA, ALA. (1-2)

#10 Tennessee	W	8-2
#6 Georgia	L	2-11 (5)
#12 Auburn	L	3-4

## 2005 - GAINESVILLE, FLA (1-2)

#9 Alabama	L	0-5
South Carolina	W	4-1
#11 Tennessee	L	0-3

## 2007 - AUBURN, ALA. (0-1)

#25 Florida	L	0-3
-------------	---	-----

## 2008 - AUBURN, ALA. (0-1)

Alabama	L	0-1
---------	---	-----

## 2011 - OXFORD, MISS. (0-1)

#4 Alabama	L	1-5
------------	---	-----

## 2012 - TUSCALOOSA, ALA. (0-1)

#3 Alabama	L	2-5
------------	---	-----

## 2014 - COLUMBIA, S.C. (0-1)

#16 Kentucky	L	3-4 (9 inn.)
--------------	---	--------------

## 2015 - BATON ROUGE, LA. (0-1)

#13 Missouri	L	0-9 (6 inn.)
--------------	---	--------------

## SEC CHAMPIONSHIP SUPERLATIVES

## BATTING

## Individual

Most At-Bats, Game:	5, Seven players, last Jessica Offutt, Caroline Seitz and Logan Foulks vs. Kentucky (May 7, 2014)
Most At-Bats, Series:	22, Karrie Rider (1998-2000)
Most At-Bats, Career:	43, Karrie Rider (1998-2000)
Most Runs, Game:	3, twice, last by Iyhia McMichael vs. Tennessee (May 13, 2004)
Most Runs, Series:	4, Iyhia McMichael (2004)
Most Runs, Career:	9, Kelli Wilkerson (1999-2002)
Most Hits, Game:	3, three times, last by Kate Jaspers vs. Tennessee (May 13, 2004)
Most Hits, Series:	7, Michelle Gates and Jenny Hehnke (1998)
Most Hits, Career:	16, Jenny Hehnke (1998-2000)
Most Walks, Game:	3, Kate Jaspers vs. South Carolina (May 9, 2002)
Most Walks, Series:	4, Jennifer Waterman (2004)
Most Walks, Career:	9, Kelli Wilkerson (1999-2002)
Most Doubles, Game:	1, many times, last by Julia Echols vs. Kentucky (May 7, 2014)
Most Doubles, Series:	2, three times, last by Jenny Hehnke and Keri McCallum (1999)
Most Doubles, Career:	3, Michelle Gates (1997-2000)
Most Triples, Game:	1, five times, last by Katie Anne Bailey vs. Kentucky (May 7, 2014)
Most Triples, Series:	1, five times, last by Katie Anne Bailey vs. Kentucky (May 7, 2014)
Most Triples, Career:	1, five times, last by Katie Anne Bailey vs. Kentucky (May 7, 2014)
Most Home Runs, Game:	1, five times, last by Callie Williams vs. Tennessee (May 13, 2004)
Most Home Runs, Series:	1, five times, last by Callie Williams (2004)
Most Home Runs, Career:	1, five times, last by Callie Williams (2004)
Most RBI, Game:	4, Kasey Whitehead vs. Auburn (May 12, 2000)
Most RBI, Series:	4, twice, last by Kasey Whitehead (2000)
Most RBI, Career:	5, Michelle Gates (1998-2000)
Most Stolen Bases, Game:	2, three times, last by Iyhia McMichael vs. Tennessee (May 13, 2004)
Most Stolen Bases, Series:	3, Michelle Gates (1998)
Most Stolen Bases, Career:	4, Michelle Gates (1998-2000)
Most Hit By Pitches, Game:	3, twice, Julia Echols and Heidi Shape vs. Kentucky (May 7, 2014)
Most Hit By Pitches, Series:	3, twice, Julia Echols and Heidi Shape vs. Kentucky (May 7, 2014)
Most Hit By Pitches, Career:	3, twice, Julia Echols and Heidi Shape (2014)
Most Total Bases, Game:	5, Kasey Whitehead vs. Auburn (May 12, 2000)
Most Total Bases, Series:	11, Jenny Hehnke (1998)
Most Total Bases, Career:	20, Jenny Hehnke (1998-2000)

## Team

Most At-Bats, Game:	38 vs. Alabama (May 10, 1998)
Most At-Bats, Series:	159, 1998
Most Runs, Game:	9 vs. Auburn (May 12, 2000)
Most Runs, Series:	13, twice, last in 2004
Most Hits, Game:	11 vs. Auburn (May 12, 2000)
Most Hits, Series:	39, 1998
Most Walks, Game:	5 vs. Alabama (May 12, 2011)
Most Walks, Series:	8, twice, last in 2001
Most Doubles, Game:	3 vs. Tennessee (May 13, 2004)
Most Doubles, Series:	6, 1999
Most Triples, Game:	1, five times, last vs. Kentucky (May 7, 2014)
Most Triples, Series:	1, five times, last in 2014
Most Home Runs, Game:	2 vs. Alabama (May 13, 2000)
Most Home Runs, Series:	3, 2000
Most RBI, Game:	8 vs. Tennessee (May 13, 2004)
Most RBI, Series:	12, 2004
Most Stolen Bases, Game:	4 vs. Auburn (May 12, 2000)
Most Stolen Bases, Series:	5, 1998
Most Hit By Pitches, Game:	8, vs. Kentucky (May 7, 2014)
Most Hit By Pitches, Series:	8, 2014
Most Total Bases, Game:	18 vs. Auburn (May 12, 2000)
Most Total Bases, Series:	53, 1998

## PITCHING

## Individual

Most Appearances, Series:	6, Autumn Anderson (1998)
Most Appearances, Career:	10, Autumn Anderson (1998-99)
Most Games Started, Series:	6, Autumn Anderson (1998)
Most Games Started, Career:	10, Autumn Anderson (1998-99)
Most Innings Pitched, Game:	9.0, Autumn Anderson vs. LSU (May 15, 1999)
Most Innings Pitched, Series:	42.2, Autumn Anderson (1998)
Most Innings Pitched, Career:	71.1, Autumn Anderson (1998-99)
Most Strikeouts, Game:	11, Autumn Anderson vs. South Carolina (May 15, 1999)
Most Strikeouts, Series:	27, Autumn Anderson (1998)
Most Strikeouts, Career:	49, Autumn Anderson (1998-99)
Most Wins, Series:	4, Autumn Anderson (1998)
Most Wins, Career:	6, Autumn Anderson (1998-99)
Most Saves, Series:	1, four times, last by Ragan Blake (2005)
Most Saves, Career:	1, four times, last by Ragan Blake (2005)
Most Shutouts, Series:	2.5, Autumn Anderson (1998)
Most Shutouts, Career:	2.5, Autumn Anderson (1998-99)
Fewest Hits Allowed, Game (at least 7.0 IP):	3, Autumn Anderson vs. Florida (May 10, 1998)
Fewest Hits Allowed, Series (at least 7.0 IP):	4, Melissa Massey (2003)
Lowest ERA, Series (at least 7 IP):	0.81, Ragan Blake (2005)
Least Walks Allowed, Series (at least 7 IP):	1, three times, last by Stephanie Becker (2011)
Complete Games, Series:	5, Autumn Anderson (1998)
Complete Games, Career:	7, Autumn Anderson (1998-99)

## Team

Most Innings Pitched, Game:	9.0 vs. LSU (May 15, 1999)
Most Innings Pitched, Series:	43.2, 1998
Least Hits Allowed, Game:	1 vs. Florida (May 10, 2001)
Least Hits Allowed, Series:	2, 2008
Least Runs Allowed, Game:	0, four times, last vs. Florida (May 10, 2001)
Most Strikeouts, Game:	11 vs. South Carolina (May 15, 1999)
Most Strikeouts, Series:	27, 1998
Least Walks Allowed, Game:	0, twice, last vs. South Carolina (May 13, 2005)
Most Complete Games, Series:	5, 1998
Most Shutouts, Series:	3, 1998
Most Wins, Series:	4, 1998
Longest Winning Streak:	4 Games, 1998

# 2016 MISSISSIPPI STATE SOFTBALL TV/RADIO ROSTER



**2**  
Kat Moore  
UTL | 5-4 | L/R | Fr.  
Holly Springs, Miss.



**3**  
Katie Anne Bailey  
C/UTL | 5-6 | R/R | Jr.  
Madison, Miss.



**4**  
Cassidy Knudsen  
P | 5-9 | R/R | So.  
Altoona, Iowa



**8**  
Alexis Silkwood  
P | 5-4 | L/L | Jr.  
East Alton, Ill.



**9**  
Kayla Winkfield  
INF | 5-8 | L/R | Sr.  
Giddings, Texas



**10**  
Loryn Nichols  
OF | 5-4 | L/R | Sr.  
Murrieta, Calif.



**11**  
Emily Heimberger  
INF | 5-4 | L/R | Fr.  
Pawleys Island, S.C.



**12**  
Olivia Golden  
INF | 5-5 | R/R | R-So.  
Hartselle, Ala.



**13**  
Mackenzie Toler  
UTL/P | 5-9 | L/L | Jr.  
Fayetteville, Ga.



**14**  
Holly Ward  
P | 5-9 | R/R | So.  
Haleyville, Ala.



**15**  
Caroline Seitz  
INF | 5-9 | R/R | Jr.  
Birmingham, Ala.



**18**  
Cori Cooper  
P | 5-11 | R/R | Fr.  
Magnolia, Texas




**19**  
Morgan Bell  
UTL | 5-7 | R/R | So.  
Braselton, Ga.



**21**  
Sarai Niu  
INF | 5-10 | R/R | Fr.  
Chula Vista, Calif.



**23**  
Taylor Kelly  
INF | 5-8 | R/R | Fr.  
Calhoun, Ga.



**24**  
Calyn Adams  
INF/C | 5-7 | L/R | So.  
Chesterfield, Va.



**25**  
Amanda Ivy  
UTL | 5-8 | R/R | Jr.  
Batesville, Miss.




**31**  
Carmen Carter  
UTL | 5-10 | R/R | So.  
Jackson, Miss.



**33**  
Regan Green  
P | 5-5 | R/R | Fr.  
Hebron, Md.



**34**  
Sabrina Turner  
UTL | 5-9 | R/R | Fr.  
Gulfport, Miss.



**44**  
Madison Cousineau  
C | 5-7 | R/R | Fr.  
Otto, N.C.



Vann Stuedeman  
Head Coach  
Fifth Season



Samantha Ricketts  
Assistant Coach  
Second Season



Tyler Bratton  
Assistant Coach  
Third Season

