



27 ALL-AMERICAN HONORS | 18 NCAA REGIONAL APPEARANCES | 38 ALL-SEC HONORS

2025 SCHEDULE

RECORD	28-6
SEC:	5-1
NON-CONFERENCE:	23-5
HOME:	15-2
AWAY:	6-2
NEUTRAL:	7-2


DATE	OPPONENT	TV	TIME/RESULT
Feb. 7	vs. #13/10 Texas Tech ¹	Gamechanger	W, 3-1 (8)
	vs. #7/8 Duke ¹	Gamechanger	L, 0-8 (5)
Feb. 8	vs. Bethune-Cookman ¹	Gamechanger	W, 3-2
	vs. Penn State ¹	Gamechanger	W, 6-1
Feb. 9	vs. #19/16 Nebraska ¹	Gamechanger	W, 3-0
Feb. 13	SOUTHERN ILLINOIS ²	SEC Network+	W, 10-3
Feb. 14	NORTH TEXAS ²	SEC Network+	W, 14-5 (5)
	BRADLEY ²	SEC Network+	W, 5-3
Feb. 15	BRADLEY ²	SEC Network+	W, 12-3 (5)
Feb. 16	GEORGIA TECH ²	SEC Network+	W, 11-3 (5)
Feb. 18	SAMFORD	SEC Network+	W, 6-1
Feb. 22	vs. Louisiana Tech ³		W, 10-1 (5)
	vs. North Alabama ³	FloCollege	W, 6-1
Feb. 23	vs. Jacksonville State ³		L, 0-3
	vs. Miami (Ohio) ³	FloCollege	W, 11-7
Feb. 26	UAB	SEC Network+	W, 11-1 (5)
Feb. 28	ALABAMA STATE ⁴	SEC Network+	W, 17-2 (5)
	NEW MEXICO ⁴	SEC Network+	W, 6-1
Mar. 1	NORTHWESTERN ST. ⁴	SEC Network+	W, 3-2
	NEW MEXICO ⁴	SEC Network+	W, 10-4
Mar. 2	NORTHWESTERN ST. ⁴	SEC Network+	L, 0-5
Mar. 5	LOUISIANA	SEC Network+	W, 14-1 (5)
Mar. 8	#18/17 AUBURN*	SEC Network+	W, 5-4
Mar. 9	#18/17 AUBURN*	SEC Network	W, 9-4
Mar. 10	#18/17 AUBURN*	SEC Network	W, 7-4
Mar. 12	MIDDLE TENNESSEE	SEC Network+	L, 2-3
Mar. 14	at #25/23 Alabama*	SEC Network+	W, 9-1 (8)
Mar. 14	at #25/23 Alabama*	SEC Network+	L, 4-7
Mar. 16	at #25/23 Alabama*	SEC Network+	W, 4-3
Mar. 19	at UAB	ESPN+	W, 8-4
Mar. 21	at Northwestern	B1G Network	W, 14-0 (5)
Mar. 22	at Northwestern	B1G+	L, 2-4
	at Northwestern	B1G+	W, 12-2 (5)
Mar. 26	at Southern Miss	ESPN+	W, 9-1 (5)
Mar. 28	#1/1 TEXAS*	SEC Network+	4 p.m.
Mar. 29	#1/1 TEXAS*	SEC Network+	2 p.m.
Mar. 30	#1/1 TEXAS*	SEC Network+	1 p.m.
Apr. 1	CENTRAL ARKANSAS	SEC Network+	5 p.m.
Apr. 4	at #9/10 Tennessee*	SEC Network	5 p.m.
Apr. 5	at #9/10 Tennessee*	SEC Network	3 p.m.
Apr. 6	at #9/10 Tennessee*	SEC Network+	12:30 p.m.
Apr. 11	MISSOURI*	SEC Network+	6 p.m.
Apr. 12	MISSOURI*	SEC Network+	2 p.m.
Apr. 13	MISSOURI*	SEC Network+	1 p.m.
Apr. 18	vs. #2/2 Oklahoma* ⁵	SEC Network+	6:30 p.m.
Apr. 19	at #2/2 Oklahoma*	SEC Network	1 p.m.
Apr. 20	at #2/2 Oklahoma*	SEC Network+	1 p.m.
Apr. 25	at Kentucky*	SEC Network	5 p.m.
Apr. 26	at Kentucky*	SEC Network+	3:30 p.m.
Apr. 27	at Kentucky*	SEC Network+	12 p.m.
May 1	#19/21 OLE MISS*	SEC Network+	6 p.m.
May 2	#19/21 OLE MISS*	SEC Network+	4 p.m.
May 3	#19/21 OLE MISS*	SEC Network	5 p.m.
May 6-10	SEC Tournament ⁶	SEC Network	TBD

* Southeastern Conference game | **BOLD** denotes home games | All times CT


¹NFCA Leadoff Classic (Clearwater, Fla.)
²The Snowman: Alex Wilcox Memorial (Starkville, Miss.)
³Rocket City Softball Showcase (Madison, Ala.)
⁴Bulldog Invitational (Starkville, Miss.)
⁵Oklahoma City, Okla.
⁶SEC Tournament (Athens, Ga.)

1/1 TEXAS (32-2, 5-1 SEC) AT 18/18 MISSISSIPPI STATE (28-6, 5-1 SEC)

MARCH 28-30 | STARKVILLE, MISS. | NUSZ PARK



HEAD COACH: Samantha Ricketts
RECORD AT MSU: 187-106 (6th Year)
CAREER RECORD: 187-106 (6th Year)
STREAK: Won 2
LAST 10 GAMES: 7-3
RANKINGS:
NFCA Coaches - 18 | USA Softball - 18
D1Softball - 17 | Softball America - 17



HEAD COACH: Mike White
RECORD AT TEX: 260-81-2 (6th Year)
CAREER RECORD: 695-191-3 (15th Year)
STREAK: Won 4
LAST 10 GAMES: 9-1
RANKINGS:
NFCA Coaches - 1 | USA Softball - 1
D1Softball - 1 | Softball America - 1

	AVG	R/G	H/G	SLG	OBP	RBI	SB-ATT	ERA	K/7	K:BB	OPP	FLD
#18/18 Mississippi St.	.334	7.24	8.56	.577	.426	220	39-42	2.56	6.90	2.92	.240	.967
#1/1 Texas	.384	2.51	5.06	.652	.476	249	51-57	1.82	7.97	4.30	.189	.974

FRIDAY, MARCH 28

#1/1 Texas at #18/18 Mississippi St. | 4 p.m. CT

TV: SEC Network+
(Anthony Craven, Cody Blaszczyk)

SATURDAY, MARCH 29

#1/1 Texas at #18/18 Mississippi St. | 2 p.m. CT

TV: SEC Network+
(Will Kollmeyer, Brittany McKinney)

SUNDAY, MARCH 30

#1/1 Texas at #18/18 Mississippi St. | 1 p.m. CT

TV: SEC Network+
(Anthony Craven, Brittany McKinney)

SERIES HISTORY

OVERALL: 0-6 | **CURRENT STREAK:** Lost 6 | HOME: 0-0 | AWAY: 0-3 | NEUTRAL: 0-3

LAST MEETING: Feb. 27, 2021, in Austin, Texas (TEX 8, MSU 7)

OPPONENT NOTABLES

The Bulldogs and Longhorns will meet for the first time in Nusz Park this weekend and for the first time as SEC opponents. Texas, the consensus No. 1 team in the nation, is 8-2 against ranked opponents this season with a recent series sweep of #25/RV Auburn. A trio of Texas players earned weekly awards after that series. Ashton Maloney is the reigning SEC Player of the Week, Teagan Kavan was named D1Softball's Pitcher of the Week and Katie Stewart was named a Softball America Star of the Week. Mike White was named Big 12 Coach of the Year last spring and has been inducted into seven different Halls of Fame for his playing and coaching efforts.

LEADING OFF

TOP TEAM IN TOWN: For the fifth straight year MSU will play the nation's No. 1 team; however, MSU's last series with a No. 1 team came in 2016 at Florida. The Bulldogs' last win over No. 1 came at home on April 8, 2015, against LSU (9-4).

TAKE IT FROM THE TOP: **Sierra Sacco**, **Nadia Barbary** and **Jessie Blaine** are all hitting above .350 individually. Over the last six games since the lineup was shuffled to put that trio 1-2-3, they are hitting a combined .476 (30-for-63) with five doubles, two triples, two homers and 16 RBIs. MSU is 5-1 when they make up the top third of the lineup.

SEC START: MSU has started SEC play with a 5-1 record for the first time in program history. The Bulldogs are 8-2 over their last 10 conference games dating back to last season with three series victories.

SIERRA SETS THE TABLE: **Sierra Sacco** is among the top 10 nationally in batting average (8th), hits (4th), doubles (8th) and on-base percentage (5th). She leads the nation in runs, and MSU is 55-8 when she scores since the start of last year. Her .708 on-base percentage in conference games leads the SEC, and her SEC-only batting average (.588) is second in the league.

TWO TOUGH ARMS: **Raelin Chaffin** and **Delainey Everett** are among the top 20 national ERA leaders. Chaffin's 1.39 ERA is fifth in the SEC and 16th in the NCAA, while Everett's 1.45 is sixth in the league and 20th nationally.

CALL THE BOMB SQUAD: State's 47 long balls rank 16th nationally. MSU has scored 96 runs on homers this year, which accounts for 39.0 percent of its scoring, and the Bulldogs have tied the school record with five grand slams.

FIFTY-FIFTY: MSU is on pace for its first 50 homer-50 stolen base season since 2018. State has accomplished that feat two other times in 2015 and 2013 as well. MSU currently has 47 homers and 39 stolen bases in 2025.

WHERE ARE YOU GOING?: **Jessie Blaine** and **Ella Wesolowski** have combined to pick off six runners, which is as many as all other SEC teams combined. Blaine's five pickoffs are one shy of the MSU single-season record, and she has also caught three runners stealing.

MAGIC NUMBER: The Bulldogs have scored five or more runs in 73 of State's 90 wins (81.1 percent) over the past three seasons, and they are 143-15 under **Samantha Ricketts** when scoring at least five.

PROBABLE STARTING LINEUP

#	NAME	POS.	YR.	B/T	AVG	AB	R	H	2B	3B	HR	RBI	TB	SLG	OBP
29	Sierra Sacco	CF	Sr.	L/R	.510	102	45	52	12	2	6	33	86	.843	.615
10	Nadia Barbary	3B	Jr.	R/R	.370	108	29	40	7	1	7	27	70	.648	.433
20	Jessie Blaine	C	Sr.	R/R	.349	83	19	29	6	1	2	19	43	.518	.477
67	Kylee Edwards	SS	So.	R/R	.316	95	21	30	7	0	7	27	58	.611	.394
9	Kiarra Sells	RF	Jr.	R/R	.341	91	28	31	6	0	8	28	61	.670	.496
7	Lexi Sosa	DP	Gr.	R/R	.266	79	16	21	4	0	8	27	49	.620	.372
13	Morgan Bernardini	LF	Jr.	R/R	.348	92	20	32	5	0	3	26	46	.500	.374
4	Riley Hull	1B	Sr.	L/R	.231	78	19	18	2	1	0	7	22	.282	.307
24	Morgan Stiles	2B	Fr.	R/R	.306	62	16	19	3	1	3	17	33	.532	.353

#	PITCHERS	R/L	YR.	ERA	W-L	G-SS	CG	SV	IP	H	R	ER	BB	SO	B/AVG
25	Raelin Chaffin	RHP	Sr.	1.39	15-2	24-15	11	2	100.2	81	28	20	29	123	.215
48	Delainey Everett	LHP	So.	1.45	7-0	13-8	0	1	38.2	39	12	8	5	26	.264
7	Lexi Sosa	RHP	Gr.	3.07	3-0	10-3	0	2	27.1	33	14	12	7	23	.289

LAST 10 GAMES (7-3)

HITTING LEADERS	AVG	AB	R	H	XBH	RBI
TEAM	.335	278	71	93	28	64
Sierra Sacco	.576	33	15	19	5	6
Nadia Barbary	.457	35	10	16	5	14
Morgan Stiles	.370	27	6	10	3	6
Kylee Edwards	.367	30	7	11	4	11
Morgan Bernardini	.333	27	3	9	2	10
Jessie Blaine	.303	33	6	10	2	7

PITCHING LEADERS	ERA	IP	H	R	SO	BB
TEAM	2.87	61.0	76	29	50	16
Raelin Chaffin	1.40	30.0	33	8	33	8
Delainey Everett	2.14	19.2	21	8	11	1
Lexi Sosa	4.00	7.0	9	4	3	1

MEDIA INFORMATION

SOFTBALL MEDIA PORTAL

Mississippi State has created an online portal for media members covering the Bulldogs' softball program. To access the portal, visit hailst.at/SBMedia. The Softball Press Box Page of HailState.com includes links to credential request forms, media guides, quick facts, game notes, box scores, recaps and team and staff headshots.

CREDENTIALS

Working media must apply for single-game credentials at least 24 hours in advance by visiting hailst.at/SBCreds. Seats will be assigned to credentialed media members. Space is limited inside the Nusz Park press box. Indoor seating priority will be given to team staff, broadcast personnel, production staff and those media members who regularly cover the program. Auxillary seating is located at the top of Section 104.

PHOTOGRAPHERS/VIDEOGRAPHERS

Photographers and videographers are permitted to shoot around Nusz Park in approved areas. Those wishing to shoot a game should meet with Brian Ogden in the press box before the game to be granted field access.

PRESS BOX SERVICES

A complete NCAA box score and pertinent game facts are available to members of the working media following the conclusion of each game. Media members also have access to game notes, statistics, lineups and rosters prior to the start of each game upon request. A pregame meal is also served in the press box approximately one hour prior to each game.

The press box is divided into four separate work areas, with each equipped with high-speed internet and telephone access. It is also set up to accommodate television and team video personnel.

RADIO BROADCASTS

The Nusz Park press box houses radio lines to support home and visitor radio broadcasts. For more information on the phone lines, please contact Brian Ogden in the Communications office.

NUSZ PARK

FAST FACTS

- » Since 2016, MSU is 198-78 in Nusz Park (.717).
- » Opening game at the MSU Softball Field came on Feb. 26, 1997, with the Bulldogs sweeping Samford in a doubleheader.
- » Nusz Park, a \$6 million project, includes 1,000 maroon chairback seats, in addition to an expanded concourse that includes new restrooms and concession stands.
- » The Bulldogs' first action in the new digs came against Georgia Southern, a 6-0 victory on Feb. 11, 2016.
- » MSU opened play at Nusz Park with six-straight victories, including a sweep of the Bulldog Kickoff.
- » State captured its first SEC win at Nusz with a 6-3 win against eventual WCWS finalists and third-ranked Auburn on March 19.
- » Nusz hosted the 2016 SEC Softball Tournament. The four-day event hosted 12 teams and a total of 11 games and drew praise from coaches across the league to ESPN and SEC Network officials.
- » On May 27, 2022 the largest college softball crowd in the history of the state of Mississippi descended on Nusz Park for the Bulldogs' Super Regional with Arizona (2,209). The next day the record was again broken (2,299) where it now stands today.
- » State broke the single-season attendance record in 2024 with 22,349 fans.

BRIAN OGDEN

Softball / Men's Golf

Phone	(972) 977-7459
Email	BOgden@athletics.msstate.edu
Twitter	@brianogden

POSTGAME INTERVIEWS

Requested MSU players, along with head coach Samantha Ricketts, will be available for interviews approximately 10 minutes after all games in the film room of the Softball Fieldhouse. In the event of a doubleheader, coaches and student-athletes will be available following their final game of the day.

The Mississippi State locker room and field dugouts are off-limits to the media. Media members must be escorted by a member of the MSU Athletics Communications staff while inside the Softball Fieldhouse.

MSU PLAYER/COACH AVAILABILITY

Players and coaches will be made available to the media upon request. Those wishing to set up an interview must contact Brian Ogden via phone or e-mail. On gameday, players and coaches are only available postgame.

For post-practice interviews, media members should contact Brian Ogden no later than 10 p.m. the night before. In most cases, players will be available for a brief time before and after practices. A weekly schedule is available in each set of game notes.

Telephone interviews can also be scheduled with players on a call-back basis during the week with arrangements made through Brian Ogden.

Media members are NOT permitted to contact student-athletes on their own at any time. This includes phone, Email, text or through social media platforms. Student-athletes' contact information will not be given out.

TOP 15 CROWDS

ATT.	DATE	OPPONENT	RESULT
2,299	May 28, 2022	Arizona	L, 1-7
2,209	May 27, 2022	Arizona	L, 2-3
1,903	Mar. 8, 2025	Auburn	W, 5-4
1,612	April 16, 2016	LSU	L, 2-5 (12)
1,577	April 12, 2014	Alabama	W, 4-2
1,572	Apr. 13, 2024	Tennessee	L, 1-6
1,562	April 21, 2018	Florida	L, 2-6
1,553	April 12, 2013	Ole Miss	W, 5-1
1,547	April 25, 1998	Ole Miss	W, 11-0 (5); W, 4-3
1,520	April 19, 1997	Alabama	L, 2-5; W, 2-1
1,474	April 2, 2016	Ole Miss	L, 3-4
1,439	Apr. 14, 2024	Tennessee	L, 3-7
1,427	April 15, 2023	Alabama	L, 0-6
1,413	April 8, 2017	South Carolina	W, 6-4
1,362	April 18, 2015	Tennessee	L, 3-5

Bold denotes a ticketed game

QUICK FACTS

UNIVERSITY

Location	Starkville, Miss. (Pop. 24,657)
Founded	1878
Enrollment	23,150
Nickname	Bulldogs
Colors	Maroon and White
Mascot	Bully
Shortened Conference	MSU or State Southeastern
President	Dr. Mark Keenum
Athletic Director	Zac Selmon
Sr. Associate AD/SWA	Ann Carr
Faculty Representative	Brent J. Fountain

NUSZ PARK

Opened	1997
Renovated	2016
Capacity	1,400
Dimensions	L-200, C-220, R-200
All-Time Home Record	527-263 (.667)

COACHING STAFF

Head Coach	Samantha Ricketts
Alma Mater	Oklahoma, 2005
MSU Record	187-106 (6th Year, 11th at MSU)
MSU SEC Record	42-58 (6th Year)
Career Record	187-106 (6th Year)
Career SEC Record	42-58 (6th Year)
Associate Head Coach	Tyler Bratton (12th Year)
Assistant Coach	Taryne Mowatt-McKinney (2nd Year)
Assistant Coach	Zac Shaw (3rd Year)
Player Development Coordinator	Alyssa Loza (4th Year)
Director of Operations	Jamie Desporte (4th Year)
Certified Athletic Trainer	Macy Simoneaux (7th Year)
Strength Coach	Marci Hoppa (2nd Year; 7th at MSU)
Athletic Academics Counselor	Lindsey Race
Sport Administrators	Maryann Baker / Spencer McAnnally

TEAM INFORMATION

2024 Record	34-20
2024 SEC Record / Finish	12-12 / 6th
Final Rankings (NFCA / USA / D1 / SA)	21 / 22 / NR / NR
Letterwinners Returning / Lost	12 / 13
Position Starters Returning / Lost	5 / 4
Pitchers Returning / Lost	4 / 2
Newcomers	10

PROGRAM HISTORY

Program Years	1982-86, 1997-present
Overall Record (33rd season)	1,051-783 (.573)
Overall SEC Record (27th season*)	299-424 (.414)
SEC Tournament Appearances	22
SEC Tournament Record	15-30 (.333)
NCAA Tournament Appearances	18
NCAA Tournament Record	23-37 (.383)
NFCA All-American Selections	17
Easton All-American Selections	9
NFCA All-Region Selections	53
All-SEC Selections	38
Freshman All-SEC / All-Newcomer Selections	15
SEC All-Defense Selections	2
NFCA All-America Scholar-Athletes	164
CoSIDA Academic All-American Selections	11



2025 BULLDOG ROSTER

NUMERICAL

#	NAME	POS.	B/T	HT.	YR.	EXP.	HOMETOWN / HS / PREVIOUS SCHOOL
1	Gretta Grassel	OF	L/R	5-7	Fr.	HS	Boscobel, Wisc. / Boscobel HS
2	Abby Grace Richardson	C/INF	R/R	5-9	Jr.	JC	Brookhaven, Miss. / Brookhaven Academy / Copiah-Lincoln CC
4	Riley Hull	INF	L/R	5-5	Sr.	3L	Somerset, Ky. / Pulaski County HS
7	Lexi Sosa	P	R/R	5-10	Gr.	1L	San Diego, Calif. / Mater Dei Catholic HS / UCLA
9	Kiarra Sells	OF	R/R	5-6	Jr.	2L	Jasper, Texas / Jasper HS
10	Nadia Barbary	INF	R/R	5-7	Jr.	2L	Douglasville, Ga. / Chapel Hill HS
11	Abigail Stevens	P	R/R	6-0	Fr.	HS	Braxton, Miss. / East Rankin Academy
12	Paige Ernestes	C/INF	R/R	5-6	Fr.	HS	New Palestine, Ind. / New Palestine HS
13	Morgan Bernardini	OF	R/R	5-6	Jr.	2L	Elkville, Ill. / Elverado HS
20	Sara Phillips	P	R/R	5-10	Fr.	HS	Trussville, Ala. / Hewitt-Trussville HS
22	Jessie Blaine	C/OF	R/R	5-10	Sr.	1L	Pike Road, Ala. / Saint Dominic HS / Auburn
24	Morgan Stiles	INF	R/R	5-7	Fr.	HS	Athens, Ala. / Athens HS
25	Raelin Chaffin	P	R/R	5-6	Sr.	TR	Bossier City, La. / Airline HS / LSU
29	Sierra Sacco	OF	L/R	5-8	Sr.	1L	Marrero, La. / John Curtis Christian HS / Louisiana Tech
41	Taylor Troutman	OF	L/R	5-10	Fr.	HS	Henderson, Ky. / Henderson County HS
42	Kalani Sells	OF	R/R	5-4	Fr.	HS	Jasper, Texas / Jasper HS
43	Hosanna Lindblade	P	R/R	6-0	So.	1L	Waller, Texas / Homeschooled
48	Delainey Everett	P	L/L	5-5	So.	1L	Oakdale, Calif. / Oakdale HS
55	Josey Marron	P	R/R	5-8	Jr.	2L	Grimes, Iowa / Northwest HS
67	Kylee Edwards	INF	R/R	5-6	So.	1L	Waldron, Ind. / Shelbyville HS
74	Ella Wesolowski	C/OF	R/R	5-7	So.	1L	Williamsville, N.Y. / Williamsville East HS
83	Xiane Romero	INF	R/R	5-4	Fr.	HS	Lake Elsinore, Calif. / Temescal Canyon HS

ALPHABETICAL

#	NAME	POS.	B/T	HT.	YR.	EXP.	HOMETOWN / HS / PREVIOUS SCHOOL
10	Nadia Barbary	INF	R/R	5-7	Jr.	2L	Douglasville, Ga. / Chapel Hill HS
13	Morgan Bernardini	OF	R/R	5-6	Jr.	2L	Elkville, Ill. / Elverado HS
22	Jessie Blaine	C/OF	R/R	5-10	Sr.	1L	Pike Road, Ala. / Saint Dominic HS / Auburn
25	Raelin Chaffin	P	R/R	5-6	Sr.	TR	Bossier City, La. / Airline HS / LSU
67	Kylee Edwards	INF	R/R	5-6	So.	1L	Waldron, Ind. / Shelbyville HS
12	Paige Ernestes	C/INF	R/R	5-6	Fr.	HS	New Palestine, Ind. / New Palestine HS
48	Delainey Everett	P	L/L	5-5	So.	1L	Oakdale, Calif. / Oakdale HS
1	Gretta Grassel	OF	L/R	5-7	Fr.	HS	Boscobel, Wisc. / Boscobel HS
4	Riley Hull	INF	L/R	5-5	Sr.	3L	Somerset, Ky. / Pulaski County HS
43	Hosanna Lindblade	P	R/R	6-0	So.	1L	Waller, Texas / Homeschooled
55	Josey Marron	P	R/R	5-8	Jr.	2L	Grimes, Iowa / Northwest HS
20	Sara Phillips	P	R/R	5-10	Fr.	HS	Trussville, Ala. / Hewitt-Trussville HS
2	Abby Grace Richardson	C/INF	R/R	5-9	Jr.	JC	Brookhaven, Miss. / Brookhaven Academy / Copiah-Lincoln CC
83	Xiane Romero	INF	R/R	5-4	Fr.	HS	Lake Elsinore, Calif. / Temescal Canyon HS
29	Sierra Sacco	OF	L/R	5-8	Sr.	1L	Marrero, La. / John Curtis Christian HS / Louisiana Tech
42	Kalani Sells	OF	R/R	5-4	Fr.	HS	Jasper, Texas / Jasper HS
9	Kiarra Sells	OF	R/R	5-6	Jr.	2L	Jasper, Texas / Jasper HS
7	Lexi Sosa	P	R/R	5-10	Gr.	1L	San Diego, Calif. / Mater Dei Catholic HS / UCLA
11	Abigail Stevens	P	R/R	6-0	Fr.	HS	Braxton, Miss. / East Rankin Academy
24	Morgan Stiles	INF	R/R	5-7	Fr.	HS	Athens, Ala. / Athens HS
41	Taylor Troutman	OF	L/R	5-10	Fr.	HS	Henderson, Ky. / Henderson County HS
74	Ella Wesolowski	C/OF	R/R	5-7	So.	1L	Williamsville, N.Y. / Williamsville East HS

COACHING STAFF

Head Coach: Samantha Ricketts, Sixth season (11th at MSU)
Associate Head Coach: Tyler Bratton, 12th season
Assistant Coach: Taryne Mowatt-McKinney, Second season
Assistant Coach: Zac Shaw, Third Season
Director of Operations: Jamie Desporte, Fourth season
Player Development Coordinator: Alyssa Loza, Fourth season
Graduate Assistant: Matalasi Faapito, First season

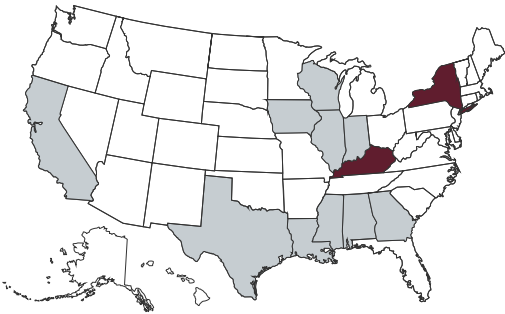
ROSTER BREAKDOWN

BY CLASS	
Graduates (1):	Lexi Sosa
Seniors (4):	Jessie Blaine, Raelin Chaffin, Riley Hull, Sierra Sacco
Juniors (5):	Nadia Barbary, Morgan Bernardini, Josey Marron, Abby Grace Richardson, Kiarra Sells
Sophomores (4):	Kylee Edwards, Delainey Everett, Hosanna Lindblade, Ella Wesolowski
Freshman (8):	Paige Ernestes, Gretta Grassel, Sara Phillips, Xiane Romero, Kalani Sells, Abigail Stevens, Morgan Stiles, Taylor Troutman

RETURNERS (12)	
Nadia Barbary, Morgan Bernardini, Jessie Blaine, Kylee Edwards, Delainey Everett, Riley Hull, Hosanna Lindblade, Josey Marron, Sierra Sacco, Kiarra Sells, Lexi Sosa, Ella Wesolowski	

NEWCOMERS (10)	
Raelin Chaffin, Paige Ernestes, Gretta Grassel, Sara Phillips, Abby Grace Richardson, Xiane Romero, Kalani Sells, Abigail Stevens, Morgan Stiles, Taylor Troutman	

BY HOME STATE	
Alabama (3):	Jessie Blaine, Sara Phillips, Morgan Stiles
California (3):	Delainey Everett, Xiane Romero, Lexi Sosa
Texas (3):	Hosanna Lindblade, Kiarra Sells, Kalani Sells
Indiana (2):	Kylee Edwards, Paige Ernestes
Kentucky (2):	Riley Hull, Taylor Troutman
Louisiana (2):	Raelin Chaffin, Sierra Sacco
Mississippi (2):	Abby Grace Richardson, Abigail Stevens
Georgia (1):	Nadia Barbary
Illinois (1):	Morgan Bernardini
Iowa (1):	Josey Marron
New York (1):	Ella Wesolowski
Wisconsin (1):	Gretta Grassel



■ Indicates a current Bulldog's home state
■ Indicates a player is the first in program history from the state

PRONUNCIATION GUIDE	
Nadia Barbary	bahr-buh-ree
Raelin Chaffin	ray-lin chafe-in
Paige Ernestes	earn-stess
Delainey Everett	de-lainey
Josey Marron	mare-uhn
Xiane Romero	zie-ann (sigh with a Z)
Sierra Sacco	sack-OH
Ella Wesolowski	wes-OH-lau-skee
Jamie Desporte	des-sport
Matalasi Faapito	mah-TAH-lah-see fah-AH-pee-toh
Taryne Mowatt-McKinney	mow-it (like you mow your lawn)

BULLDOGS BY THE NUMBERS

96

RUNS OFF HOMERS: State's 46 long balls rank 18th nationally. MSU has scored 96 runs on homers this year, which accounts for 39.0 percent of the Bulldogs' scoring this season.

41

TAKING DOWN TOP TEAMS: Samantha Ricketts now boasts 41 victories against NFCA-ranked opponents in her coaching career, which ranks second all-time at Mississippi State.

5

MAGIC NUMBER: The Bulldogs have scored five or more runs in 73 of State's 90 wins (81.1 percent) over the past three seasons, and they are 143-15 under Samantha Ricketts when scoring at least five.

TEAM NOTES

QUICK HITTERS

- » **Sierra Sacco** leads the team in batting average (.510), slugging percentage (.843), on-base percentage (.615), hits (52), walks (27), runs scored (45), doubles (12), triples (2), RBIs (33) and total bases (86).
- » Sacco is among the top 10 nationally in batting average (8th), hits (4th), doubles (8th), on-base percentage (5th) and runs (1st).
- » Fifty-seven percent (12-of-21) of **Lexi Sosa's** hits have gone for extra bases this year, and she is tied for the team lead in home runs (8).
- » **Kiarra Sells** also leads the team in homers (8), is second in RBIs (28) and fourth in hits (31).
- » **Kiarra Sells** ranks third nationally with 12 hit-by-pitches, and State's 130 walks rank 20th nationally. The Bulldogs have earned 173 free bases between walks, HBPs and reaching on errors. By comparison, they have 291 hits and only 92 strikeouts.
- » **Nadia Barbary** has struck out in just 4.1 percent of her plate appearances, which is seventh in the SEC.
- » MSU's team batting average (.334), on-base percentage (.426) and slugging percentage (.577) would all be single-season school records.

QUICK PITCHES

- » **Raelin Chaffin** is among the nation's top 15 in wins (15; 2nd), complete games (11; 9th) and strikeouts (123; 11th). She is among the top three in the SEC in all three categories.
- » Chaffin and **Delaineey Everett** are among the top 20 national ERA leaders. Chaffin's 1.39 ERA is fifth in the SEC and 16th in the NCAA, while Everett's 1.45 is sixth in the league and 20th nationally.
- » The Bulldog pitchers are fifth in the SEC with 55 strikeouts looking, and **Raelin Chaffin** is second in the conference (29).
- » Chaffin leads the SEC in fielding-independent pitching (FIP) at 1.03.

RIGHT OUT OF THE GATE

- » State has outscored opponents, 49-18, in the first inning. The Bulldogs have hit 11 of their 47 homers and are slugging .669 in the first inning.
- » MSU has scored 38.2 percent of its runs this season in the first two innings.
- » When the lineup turns over quickly enough for **Sierra Sacco** to bat again in the second inning, she is batting .727 (8-for-11) with 14 RBIs and 1.818 slugging percentage.

LET'S GO STREAKING!

- » **Sierra Sacco** posted an MSU-career-long 29-game reached-base streak from Feb. 8 to March 21, which stands as the seventh-longest streak in program history. She has reached in every game this year except the loss to then-No. 8 Duke and the loss at Northwestern.
- » Sacco has started 203 consecutive games, dating back to her time at Louisiana Tech, which includes every game her teams have played during her college career. That is the longest active streak in Division I softball.
- » **Morgan Bernardini** is riding a career-long 13-game reached-base streak. She is one of six returning Bulldogs to have posted a career-long hitting streak this year.

SIERRA SETS THE TABLE

- » **Sierra Sacco** has batted leadoff in every game of her collegiate career (200 consecutive games). For her career, she has reached safely in 52.2 percent (166-of-318) leadoff opportunities. This year alone, she has reached safely 58.5 percent (31-of-53) of the time.
- » MSU is 55-8 when scores a run since she arrived in 2024.
- » Her career batting average at MSU of .413 would currently be third in program history. Her .510 average this season would be second in MSU single-season history. Her .615 on-base percentage this year would be a school record, and her .843 slugging percentage would be third.
- » Sacco's .541 career on-base percentage would be second all-time.
- » She ranks sixth nationally and second in the SEC among active players with 96 career stolen bases. Her 147 career walks are second among active players nationally and her 243 hits are fourth.
- » Sacco posted top-10 single-season totals in MSU history in both walks and runs last spring. She averaged 0.80 walks per game, which was third nationally, and ranked fourth in the SEC in walk rate (21.4%).

SLUGGING SACCO

- » **Sierra Sacco** made the decision to cease slapping and stand in at the plate this season, and the results have been positive.
- » Thirty-eight percent of Sacco's hits this year have gone for extra bases, and she leads the team with an .843 slugging percentage that would rank third in MSU single-season history.
- » Sacco has more home runs this year than in all prior years of her career combined. Entering this year, she had just 27 career extra-base hits, and she has 20 this year alone.
- » She is a team-leading 17-for-27 (.630) with runners in scoring position and has collected a team-leading 15 two-out RBIs.

CALL THE BOMB SQUAD

- » MSU has scored 96 runs off homers this year. That amounts to 39.0 percent of State's scoring this season and 43.6 percent of its RBIs.
- » The Bulldogs have tied the school record with five grand slams this year.
- » State's 18 homers against UAB and to start the Bulldog Invitational (Feb. 26-Mar. 1) were the most in a five-game stretch since at least 2001.
- » Eight of nine regular starters have hit a home run this season.
- » **Nadia Barbary** and **Kiarra Sells** have hit back-to-back homers three times this year. That's the most by a pair of Bulldogs in a single season since Mia Davidson and Fa Leilua did so four times in 2021.
- » MSU's three back-to-back homers are third-most in school history.

MSU SINGLE-SEASON BACK-TO-BACK HOME RUNS

1.	7 times	2021
2.	5 times	2022
3.	3 times	2025, 2019

MSU SINGLE-SEASON GRAND SLAMS

1.	5	2025, 2024, 2019, 2010
5.	4	2014, 2007

KI CONTRIBUTIONS

- » **Kiarra Sells'** first career hit came in the most crucial situation. She delivered a go-ahead RBI single in the eighth inning to break a scoreless tie and send MSU on to a 3-1 victory over No. 13 Texas Tech.
- » The following day, Sells produced the walk-off RBI single against Bethune-Cookman.
- » Sells has successfully advanced a runner in 38-of-68 (55.9 percent) opportunities this season.
- » She has driven in the winning run three times, and scored the winning run four times. Sells has provided the largest swing in win probability in a team-leading six games this year.

TERRIFIC TRIO

- » A trio of everyday starters (**Morgan Bernardini**, **Kiarra Sells** and **Lexi Sosa**) had just 50 career at-bats combined entering this season.
- » Sells and Sosa lead the team with eight homers.
- » Sells is also among the top three on the team in on-base percentage (.496) and slugging percentage (.670).

TRIO COMBINED	AB	R	H	2B	3B	HR	RBI	AVG	SLG	OBP
Career prior	50	23	10	1	0	1	10	.200	.280	.397
This season	262	64	84	15	0	19	81	.321	.595	.420

ACE IN THE CIRCLE

- » **Raelin Chaffin** has already struck out 123 batters this year in 34 team games (3.62 per team game), which puts her just off the pace to become the sixth Bulldog to strike out 200 batters in a single season.
- » The last Bulldog with 200 strikeouts was Alexis Silkwood in 2015.
- » Chaffin won 10 games in her first 13 appearances, matching Silkwood for the best start since 2015.
- » Her current average of 8.55 strikeouts per seven innings, would be among the top 10 in school history.

ROCKIN' AND RAELEN

- » **Raelin Chaffin** became the first Bulldog in program history to win NFCA National Pitcher of the Week honors on Feb. 11.
- » Her first week in Maroon and White saw Chaffin pick up four victories, including two complete-game wins against ranked teams. She tossed 22.2 innings without allowing an earned run while striking out 20.
- » It was without a doubt the best start to a pitcher's career at MSU on record. In the program's modern era (since 1997), no pitcher - freshman or transfer - has won more consecutive appearances (7) or gone longer without allowing an earned run (25.0 IP) to begin their tenure as a Bulldog.
- » It is the second-longest winning streak by a pitcher nationally this season and was also tied for the 10th-longest in MSU history.

LONGEST MSU DEBUT STREAKS WITHOUT ALLOWING AN EARNED RUN (SINCE 2003)

1.	Raelin Chaffin	2025	25.0 IP
2.	Cori Cooper	2016	21.2 IP
3.	Makenzie Toler	2014-15	18.0 IP
4.	Annie Willis	2020	17.2 IP

LONGEST MSU DEBUT WIN STREAKS (SINCE 2003)

1.	Raelin Chaffin	2025	7 appearances
2.	Josey Marron	2023	4 appearances
3.	Holly Ward	2015	3 appearances

THE TARYNE TREATMENT

- » Pitching coach **Taryne Mowatt-McKinney** has transformed the Bulldog staff in just over a year.
- » The Bulldogs have thrown 35 complete games since she arrived. State totaled 28 over the prior three seasons (2021-23).
- » **Raelin Chaffin** was named the NFCA National Pitcher of the Week and D1Softball Pitcher of the Week on Feb. 11. Combined with Aspen Wesley's two NCAA.com National Pitcher of the Week honors last year, Mowatt-McKinney has coached State pitchers to four national weekly honors. Prior to her arrival, MSU had seen just one pitcher bring home a national weekly honor (Alison Owen, 2013).
- » She has coached players to three SEC Pitcher of the Week awards in her short tenure, which is as many as the Bulldogs had won in the eight years prior to her arrival.

TAKING DOWN TOP TEAMS

- » Mississippi State claimed multiple ranked wins on opening weekend, defeating No. 13 Texas Tech and No. 19 Nebraska, for the only the second time in program history and first time since 2002 (vs. No. 17 Texas Tech, 8-1; vs. No. 1 Arizona, 7-1).
- » Samantha Ricketts moved into second place among all Bulldog head coaches in program history with her 36th ranked win that weekend.
- » Mississippi State was 14-13 against ranked teams last year, including a 9-6 mark in road or neutral meetings. The 14 ranked wins were a school record.
- » The Bulldogs are 5-1 against NFCA-ranked teams this year.
- » State played 11 NFCA-ranked teams in 25 games last year, which was a program record in the regular season.

MSU HEAD COACHES' CAREER NFCA-RANKED WINS

1.	Vann Stuedeman	2012-19	44
2.	Samantha Ricketts	2020-p	41
3.	Jay Miller	2003-11	35
4.	Kathy Arendsen	1997-02	21

SEC START

- » State has started SEC play with a 5-1 record for the first time in program history. The Bulldogs swept then-No. 18 Auburn on Mar. 8-10, before winning their first series in Tuscaloosa, taking two of three against then-No. 25 Alabama on Mar. 14-16.
- » It was MSU's first series win against Auburn since 2010 when State swept a doubleheader and its first three-game series win since 2007. It also stands as the Bulldogs' first three-game sweep of the Tigers since 2001.
- » MSU is 8-1 in its first series of SEC play over the last three years.
- » It was only the third time that MSU took the series over Alabama, and the first time since 2014.

TEAM NOTES

SPREADING THE NUSZ

- » The Bulldogs were 19-8 at home last year and outscored opponents, 194-83, in those games. This season, they are 15-2 while outscoring teams, 142-49.
- » State's batting average is 62 points higher at home, and its slugging percentage is 211 points higher than when away from home. Fifty-eight percent (128-of-220) of MSU's RBIs have come at home this year.
- » In its SEC home opener, MSU set a regular-season attendance record with 1,903 fans in attendance for a victory over then-No. 18 Auburn.

DEFENSIVE DETAILS

- » The Bulldogs turned 19 double plays last year, their highest total since turning 19 in 2017. State has turned 10 this season.
- » MSU's .967 team fielding percentage is the program's highest since the shortened 2020 season (.967) and the 2014 season (.976) before that.
- » **Sierra Sacco** turned in the first errorless season by a Bulldog outfielder with at least 50 chances (68 chances) since 2014 (Loryn Nichols, 64 chances, and Julia Echols, 51 chances) last year. Hers was the sixth such season by an MSU outfielder since 2001.
- » Sacco has not made an error in 191 straight chances. Her last error came on March 25, 2023, while playing for Louisiana Tech.
- » **Kylee Edwards** turned 10 double plays last year, which was the most by an MSU shortstop in a season since 2008 and ranks third among all MSU shortstops since 2001. The last Bulldog with double-digit double plays in season that was not a first baseman was Emily Heimberger, who had a hand in 11 at second base in 2019.
- » Edwards is now fourth all-time among Bulldog shortstops with 17 double plays turned.
- » **Riley Hull** has been one of the most-reliable defenders in program history. Her career .989 fielding percentage is tied for second all-time.
- » Hull and **Jessie Blaine** are two of six players in program history to put together an errorless streak of 200 or more consecutive chances.

LONGEST MSU ERRORLESS STREAKS

1.	Blair Hewett	312 chances	Mar. 5, 2005-Mar. 12, 2006
2.	Riley Hull	297 chances	Apr. 10, 2022-Mar. 5, 2023
	Sam Lenahan	297 chances	Mar. 1, 2014-May 17, 2014
4.	Kate Jaspers	284 chances	Feb. 9, 2003-Apr. 5, 2003
5.	Chelsea Bramlett	253 chances	Mar. 1, 2008-Feb. 25, 2009
6.	Jessie Blaine	210 chances	Apr. 16, 2024-current

DEEP DIVE BEHIND THE DISH

- » Bulldog catchers have dominated opposing team's running games.
- » **Jessie Blaine** and **Ella Wesolowski** have combined to pick off six runners, which is as many as all other SEC teams combined.
- » Blaine's five pickoffs are one shy of the MSU single-season record. She has also caught three runners stealing. Wesolowski has one caught stealing and one pickoff.
- » Blaine is second in program history with five career pickoffs, and Wesolowski is fourth with four.
- » Wesolowski caught every pitch in two of State's three no-hitters in 2024 including the Bulldogs' first in SEC play since 2013.
- » She was the first Bulldog to catch multiple no-hitters in one season since Sam Lenahan in 2013 and just the fourth in program history (Blair Hewett, 2006; Blaire Brown, 2002).

HISTORIC SEC SEASON

- » Mississippi State finished with a .500 record in league play in 2024 for the first time since going 14-14 in 2007. The 12 wins were also State's highest overall win total since going 12-16 in 2012.
- » State earned the No. 6 seed in the SEC Tournament, its highest finish since the shift to the current 24-game conference schedule.
- » The Bulldogs were among the top five in the conference in batting average, on-base percentage, slugging percentage, hits, runs and doubles in league play.
- » The Bulldogs won three road series for the first time since the SEC switched to the current 24-game schedule in 2013.

FRESH FACES

- » Five Bulldogs were tabbed to Softball America's Freshman Watch List, which was tied for the most in the nation.
- » **Morgan Stiles** and **Xiane Romero** were considered top-15 prospects in the class by Extra Inning Softball. They have been splitting time at second base and batting in the nine spot for State.
- » **Sara Phillips** was named to both Softball America's list and the D1Softball D100 Freshmen. She boasts a 2.90 ERA in 9.2 innings this season.

EVERYBODY UP!

- » State batted around in 11 innings in 2024 and has done so nine times this year, including in four of its last five games.
- » Most recently, MSU sent 10 batters to the plate in a five-run third inning at Southern Miss (March 29).
- » The Bulldogs scored a single-inning season-high 10 runs in the fourth at Northwestern (March 21) while sending 15 batters to the plate.
- » MSU had a school-record 15 run-rule victories last year.

MSU SINGLE-SEASON RUN-RULE VICTORIES

1.	15	2024
2.	13	2008
3.	12	2004
4.	11	2025

THE #RICKETTSEFFECT

- » In nine full seasons since Ricketts arrived (2015), the Bulldogs have broken the school record for home runs four times, and each of the top five marks in school history came under her watch.
- » State most-recently broke the record in 2022 with 73, which gave Ricketts a hand in all three 70-homer seasons in school history.
- » The Bulldogs hit 31 homers in their first 20 games this year, which is tied with the 2022 season for the fewest games needed to reach the 30-homer mark in program history. State is currently on pace for 75 homers this year.
- » Under Ricketts, State has homered in 55.2 percent of its games (321 of 581) and gone 236-84 in such contests.

NEVER OUT OF IT

- » Since **Samantha Ricketts** took charge of the program, no lead has been safe for State's opponents.
- » In the program's modern era (since 1997), there have been just 11 comeback victories after trailing by five or more runs, and Ricketts has led six of those.
- » Prior to the Ricketts Era, State's last five-run comeback victory was against Ole Miss on March 20, 2015 (trailing 6-1, won 8-6).
- » This season, the Bulldogs came back from a 6-1 deficit vs. Miami (Ohio) at the Rocket City Showcase to win, 11-7.
- » Against No. 10 Florida (3/28/24), Ricketts led the Bulldogs to a 13-12 victory after trailing, 12-6, in the bottom of the sixth inning. That marked the largest comeback in program history since trailing, 7-1, at North Alabama (4/3/21) before winning, 9-7.
- » The North Alabama game had previously stood as the largest comeback in program history since 2004.

SEC COACHES' 5+ RUN COMEBACK WINS AT CURRENT SCHOOL

1.	Patty Gasso	Oklahoma	7
2.	Samantha Ricketts	Mississippi State	6
	Larissa Anderson	Missouri	6
4.	Patrick Murphy	Alabama	5
	Rachel Lawson	Kentucky	5
6.	Jamie Trachsel	Ole Miss	4

OUR STATE

- » The Bulldogs are 28-5 against teams from the state of Mississippi under **Samantha Ricketts**. MSU has outscored in-state foes, 251-77, in her tenure.
- » State won six straight against Ole Miss, between the 2024 series win back to the 2021 SEC Tournament.
- » MSU won the 2024 series by taking the first two games, including a no-hitter in the clinching matchup.
- » The Bulldogs outscored the Rebels, 22-11, in the 2022 series, and capped the three-game set with a shutout in the finale.

RECRUITING ON THE RISE

- » **Samantha Ricketts** has signed three top-20 recruiting classes, since the fall of 2021.
- » The current Bulldog sophomores were tabbed the No. 10 recruiting class in the country in 2023. Ricketts has signed three top-10 classes (No. 4 in 2017, No. 7 in 2019) at MSU dating back to her time as a primary recruiter when she was an assistant for State.
- » Additionally, under Ricketts, State has signed the first Bulldog in program history from six new states.

AWARDS AND HONORS

NFCA NATIONAL PITCHER OF THE WEEK

Raelin Chaffin (Feb. 11)

D1SOFTBALL NATIONAL PITCHER OF THE WEEK

Raelin Chaffin (Feb. 11)

SOFTBALL AMERICA STARS OF THE WEEK

Raelin Chaffin (Feb. 11)

Sierra Sacco (Mar. 18)

SEC PITCHER OF THE WEEK

Raelin Chaffin (Feb. 11)

SOFTBALL AMERICA MARCH POSITION RANKINGS

Raelin Chaffin (No. 6 Pitcher)

Sierra Sacco (No. 7 Outfielder)

D1SOFTBALL POSITION POWER RANKINGS

Sierra Sacco (No. 12 Outfielder - Week 3)

Raelin Chaffin (No. 12 Pitcher - Week 5)

Sierra Sacco (No. 10 Outfielder - Week 5)

Raelin Chaffin (No. 11 Pitcher - Week 7)

SOFTBALL AMERICA PRESEASON TOP 100

Sierra Sacco (No. 76)

D1SOFTBALL D100 FRESHMEN TO WATCH

Sara Phillips

SOFTBALL AMERICA FRESHMAN WATCH LIST

Gretta Grassel

Sara Phillips

Xiane Romero

Kalani Sells

Morgan Stiles

TEAM USA MEN'S NATIONAL TEAM

Zac Shaw (assistant coach)

#STATETOTHELEAGUE

- » 26 Mississippi State student-athletes have gone on to play professionally. Of those, 13 have been selected in a professional draft.
- » Samantha Ricketts has coached 14 pros and seven draftees while at MSU.
- » Five former Bulldogs were active in the professional ranks in the summer of 2024:
 - Mia Davidson - Athletes Unlimited / Team USA / JDL (Denso Bright Pegasus)
 - Madisyn Kennedy - AFP (Florida Vibe)
 - Chloe Malau'ulu - AFP (Oklahoma City Spark)
 - Brylie St. Clair - WPF (Texas Monarchs)
 - Aspen Wesley - WPF (Texas Monarchs)
- » Davidson was drafted by the Bandits in the inaugural AUSL Draft in January. She was taken in the fifth round with the No. 17 pick.

NCAA ACTIVE CAREER LEADERS (TOP 50)

SIERRA SACCO	VALUE	RANK
Games Played	203	30
At-Bats	607	20
Batting Avg.	.400	25
Runs	193	4
Hits	243	4
Stolen Bases	96	6
Total Bases	315	37
Walks	147	2
JESSIE BLAINE	VALUE	RANK
Walks	93	27
RAELIN CHAFFIN	VALUE	RANK
Earned Run Avg.	2.41	48

DAWG TALK - PROGRAM STORYLINES

PLANTING THE FLAG



- » The Bulldogs will wear the flags of their home states on the back of their batting helmets in 2025.
- » Due to her father's military service, **Jessie Blaine** moved 12 times before graduating high school. Rather than pick a single state to represent on her helmet, she will instead wear the flag of the United States' Marine Corps.
- » **Samantha Ricketts** has expanded the Bulldogs' recruiting reach in recent years. She is responsible for recruiting the first softball student-athletes in MSU history from the states of Arkansas, Kentucky, Maryland, New Jersey, New York and West Virginia.
- » **Riley Hull** (Kentucky) and **Ella Wesolowski** (New York) are the first in program history from their respective states. **Taylor Troutman** joins Hull this year in representing Kentucky.
- » **Kylee Edwards** is only the second Bulldog from Indiana and the first since Kayla Calvert (1999). She is joined in 2025 by **Paige Ernstes**.
- » **Gretta Grassel** is the second Bulldog from Wisconsin and first since 2012.
- » **Josey Marron** is the first from the state of Iowa since 2018. All four players from Iowa in program history have been pitchers.

NATIONAL TEAM NOTES



- » Mississippi State has been well-represented by USA Softball National Teams in recent years.
- » Assistant coach **Zac Shaw** captained the U.S. Men's National Team at the 2024 WBSC Men's World Cup Group Stage, and he is expected to be on the squad for 2025's WBSC World Cup Final Stage.
- » Shaw won bronze at the 2023 WBSC World Cup (New Zealand).
- » Former Bulldog Mia Davidson (2018-22) won a silver medal at the 2024 WBSC Women's World Cup Final. Davidson has played with the U.S. Women's National Team since the 2022 Pan American Championships (Guatemala), competing at that event along with 2023 WBSC World Cup Group Stage (Ireland) and 2023 Pan American Games (Chile).
- » MSU alum Iyhia McMichael (2001-04) is currently serving as an assistant coach on the U.S. U-15 Girls' National Team where she's guided the team to the 2023 Utsugi Cup championship and a gold medal at the 2023 WBSC Americas Qualifier. In her playing days, McMichael won the 2003 Canada Cup with Team USA.
- » Additionally, graduate **Raelin Chaffin** was a member of the 2021 U.S. U-18 National Team that won the WBSC U-18 World Cup in Peru, and senior **Jessie Blaine** played with the 2019 U17 U.S. National Team at the Pan American Games in Colombia.

FROM BEHIND THE PLATE TO BEHIND THE KEYS

- » **Jessie Blaine** spent the fall semester as an intern in Mississippi State's athletics communications office.
- » She assisted in writing bios for the 2026 signing class, writing final bios for herself and her teammates in 2024, researching previous recruiting class rankings, updating the record book and working at MSU football games.
- » The highlight of Blaine's internship was brainstorming, creating and posting all social media content on the softball team's accounts for one week in November.
- » More on Blaine's internship from HailState.com »

[From Behind the Plate To Behind The Scenes](#)

LINDBLADE LIFTS OFF WITH ATHLETE ENGINEERING



- » Throughout the summer, pitcher **Hosanna Lindblade** and student manager **Rachel Barber** interned with the athlete engineering institute on Mississippi State's campus and developed a hitting platform that integrates force plates to capture data in real-time while a batter is working on their swing in the cages.
- » Designed, developed and constructed by Lindblade, Barber and their supervisors across campus, the product was delivered in January and is already being used in the Bulldogs' practices and workouts.
- » Engineered to the exact measurements of the batter's box and home plate, the platform was made out of honeycomb core filler used in rockets covered by aircraft skin, making it incredibly durable yet light enough that one person can move the three pieces by themselves.
- » MSU's athlete engineering institute is a first-of-its-kind collaboration between campus researchers and athletic department staff and coaches. The multidisciplinary department brings together engineers, kinesiology researchers, strength and conditioning coaches, athletic trainers and nutritionists to create groundbreaking research methods and wearable technology.
- » More on the project from HailState.com »

[MSU Athlete, Manager Design And Develop Innovative Force Plate Platform](#)

DAWG DIAGNOSES

- » A number of Mississippi State athletes have faced medical challenges in their careers while having the support of the program.
- » Most recently, **Raelin Chaffin** was diagnosed with thyroid cancer in August 2024 and underwent surgery and treatment this fall.
- » Chaffin did not participate in any of MSU's fall scrimmages due to treatment, but returned to the mound for State's Fall World Series.
- » More on Chaffin's recovery from D1Softball.com »
- » **Bulldog Batter: Chaffin Takes Cancer Diagnosis Head-On**
- » **Leilani Pulemau** was sidelined and ultimately forced to medically retire after being diagnosed with keratoconus, a rare degenerative eye disease. She had surgery to repair the condition in 2024.
- » Pulemau played in just five games off the bench in her career, but filled a key role off the field, charting opposing pitchers over the last three years. She will serve as a student coach this season.
- » **Kiarra Sells** now plays with hearing aids after beginning her collegiate career without them. She hopes to be an advocate for athletes with hearing loss and break the stigma around hearing aids in sports.

FAMILIAR FOES

- » With the shifting landscape of college sports, Mississippi State will cross paths with a number of familiar faces in new places this year.
- » On **Feb. 7**, State will face Duke and UCLA transfer Thessa Malau'ulu, the younger sister of former Bulldog Chloe Malau'ulu (2019-23) who now plays professionally for the OKC Spark.
- » **Feb. 22** will be the first time that **Sierra Sacco** faces her former team when State meets another set of Bulldogs in Louisiana Tech.
- » State is scheduled to face a former Bulldog player or coach in seven consecutive games over nine days from **March 8-16**.
- » DJ Sanders was the volunteer assistant coach on State's 2022 Super Regional team and now serves as an assistant at Auburn (**March 8-10**). This year will be Sanders' second return to Starkville after making the trip with Memphis in 2023.
- » Former Bulldog Jackie McKenna now serves as an assistant coach for Middle Tennessee, and will return to Nusz Park on **March 12**.
- » Salen Hawkins and Alabama will host the Bulldogs on **March 14-16**.
- » **Samantha Ricketts** will face her former head coach, Patty Gasso, for the fifth year in a row on April 18-20. Ricketts is seeking to become the first former Gasso player to defeat her as a head coach. (Ricketts, 0-5; Kristin Vesely (HOU), 0-11; Melyssa Lombardi (ORE), 0-2).

ALL FOR ALEX



- » **Alex Wilcox** was a member of the Bulldogs' 2018 team who inspired the nation with her courageous fight against ovarian cancer. That fight ultimately took her life that summer at the age of 18.
- » MSU immortalized Wilcox by retiring her No. 8 jersey on Sept. 15, 2018, making Wilcox the first female student-athlete in MSU history to have her jersey retired.
- » State's annual February Freezer tournament was rebranded in 2019 as **The Snowman: Alex Wilcox Memorial**.
- » The **All For Alex** campaign was started in 2021 as a joint effort of LSU head coach **Beth Torina** and MSU head coach **Samantha Ricketts**.
- » All 15 SEC schools unite to wear teal or teal accents for one day each year to recognize her impact on the softball community and raise awareness of the disease. All For Alex Weekend is **March 29, 2025**.

PLANNED PROMOS



- » Mississippi State will hold its fourth annual First Responder Home Run Derby between the Starkville Fire and Starkville Police Departments on **March 5** following the Bulldogs' contest with Louisiana. The firefighters have won each of the last three years.
- » A number of players have first responders in their families including **Ella Wesolowski**, **Morgan Stiles** and **Delainey Everett**.
- » Everett's father passed away suddenly and unexpectedly two weeks before the start of the 2025 season. The Bulldog hitters will wear his badge number on their batting helmets, and it has been embroidered on Everett's pitching towel.
- » State's Salute to Service game on **March 10** will mean a little bit more to **Jessie Blaine** and **Nadia Barbary**.
- » Blaine's father is an active duty colonel in the Marine Corps, and she wears No. 22 in honor of the veteran's suicide awareness organization, One Tribe Foundation, formerly known as 22Kill.
- » Barbary's parents both served in the Air Force, and she was born on Lackland Air Force Base.
- » State's annual Bark in the Park game will be **March 28** against Texas. Traditionally, each player's headshot on the videoboard is replaced with their own submitted photos of their pets.
- » The Bulldogs' Think Pink game is scheduled for **April 12** against Missouri. Riley Hull's grandmother is a breast cancer survivor, and she has worn pink ribbons and put a pink ribbon on her glove each year in Nana's honor.



BULLDOG BITES: OFF THE FIELD PROFILES

NADIA BARBARY **WALKUP SONG:** Lifestyle (Rich Gang, Young Thug and Rich Homie Quan)

Earliest commit in MSU's 2022 class ... Spades is her card game of choice ... superstitiously must step on third base at the end of every inning before returning to the dugout ... collects shoes ... had a pet bearded dragon as a kid ... hopes to become a dermatologist or pursue a medical profession ... born at Lackland Air Force Base in Texas ... both parents served in the Air Force ... also competed in gymnastics as a child ... majoring in biological sciences.

MORGAN BERNARDINI **WALKUP SONG:** That's My King (Cece Winans)

High school team never had more than 13 players ... wants to be a pre-k teacher ... has "Be Still" tattooed on her wrist to help her stay calm in games ... owns a black lab/Chesapeake Bay retriever mix ... graduated from a high school with 120 total students in a class of 21 ... majoring in human development and family science.

JESSIE BLAINE **WALKUP SONG:** Save A Horse, Ride A Cowboy (Big & Rich)

Wears No. 22 to bring awareness to the One Tribe Foundation formerly known as 22Kill, a veteran's suicide prevention organization ... father is an active member of the U.S. Marine Corps ... moved 12 times before graduating high school ... sister, Emma, plays volleyball at Troy ... mother played softball and basketball at Missouri-St. Louis ... also played basketball in high school ... traveled to Colombia in 2019 with the U.S. U-17 National Team ... majoring in communication ... accepted into Tennessee law school for the fall 2025 semester.

RAELIN CHAFFIN **WALKUP SONG:** Honey In The Rock (Brooke Ligertwood and Brandon Lake)

Cancer survivor after being diagnosed and treated for thyroid cancer in the fall of 2024 ... got engaged over winter break ... sister, Makenzie, played softball at Northwestern State ... has a cat named Mister ... father taught her to pitch beginning when she was 12 ... traveled to Peru in 2021 with the U.S. U-18 National Team where she won gold at the WBSC U-18 World Cup ... majoring in interdisciplinary studies.

KYLEE EDWARDS **WALKUP SONG:** Kick It In The Sticks (Brantley Gilbert)

First wore No. 67 as a tryout bib number ... second-ever player in program history from the state of Indiana and the first since 1999 ... used to barrel race and show pigs ... mother is a former professional rodeo barrel racer ... was a 1,000-point scorer in basketball and holds her high school's scoring record ... played basketball from the age of six until she graduated high school ... father taught her to field on their concrete driveway ... enjoys hunting and fishing ... majoring in interdisciplinary studies.

PAIGE ERNSTES **WALKUP SONG:** Loud & Heavy (Cody Jinks)

Third player in program history from the state of Indiana joining Kylee Edwards, who was the first since 1999 ... grew up with fellow Bulldog Sara Phillips ... favorite food is chicken ... family has a retired police K-9 officer for a pet ... major is undeclared.

DELAINEY EVERETT **WALKUP SONG:** Business (Eminem)

Wears No. 48 as a nod to her uncle, Josh Parry, who played football at San Jose State before playing three NFL seasons ... also chose the number because her favorite MLB player, Pablo Sandoval, wore it with the San Francisco Giants ... has three younger sisters ... loves boating and family time ... majoring in kinesiology.

GRETTA GRASSEL **WALKUP SONG:** Big Poppa (2007 Remaster) (The Notorious B.I.G.)

Second-ever player in program history from the state of Wisconsin and first since 2012 ... only female athlete from her high school to play a Division I sport ... favorite food is anything with cheese in it ... used to be a pitcher during her high school career ... father played minor league hockey for the Madison Monsters and collegiately at Minnesota State-Mankato ... has never had a pet in her life ... majoring in marketing.

RILEY HULL **WALKUP SONG:** Hard Fought Hallelujah (Brandon Lake)

Older sister, Lex, played SEC softball at South Carolina ... collects vinyl records ... first player in program history from the state of Kentucky ... also enjoys driving four-wheelers at her grandparents' house ... favorite movies are the Twilight series ... owns an English bulldog named "Bubba" ... first player from her hometown to earn Gatorade Player of the Year ... majoring in business administration.

HOSANNA LINDBLADE **WALKUP SONGS:** Yeshua (Jesus Image)

Has only ever broken one bone and it wasn't hers, but her catcher's nose ... prefers to eat dinner food for breakfast ... loves drawing and calligraphy ... enjoys stargazing and watching the night sky ... built and flew model rockets growing up ... works with MSU's athlete engineering department and has been developing new hitting mats that incorporate forceplates since the summer of 2024 ... has also helped start a project programming drones for motion capture camera research ... majoring in aerospace engineering.

JOSEY MARRON **WALKUP SONG:** Let's Go (Key Glock)

Father played basketball at Buena Vista ... aunts played soccer at Florida and hockey and softball at St. Kate's ... wants to become a sports psychologist for high school students ... recently got a bulldog puppy she named Bolt ... fourth player in program history from the state of Iowa and all four have been pitchers ... majoring in psychology.

SARA PHILLIPS **WALKUP SONG:** She's Country (Jason Aldean)

Family owns a farm with 30 head of cattle ... likes to deer hunt and cook ... favorite meal is steak and eggs ... father played baseball and basketball at Southern Union Community College ... mother was a professional horse trainer and barrel racer ... one of two brothers and two of three sisters played college sports ... uncles played basketball at Jacksonville State and Alabama ... wants to be a body builder after college ... majoring in food science, nutrition and health promotion.

ABBY GRACE RICHARDSON **WALKUP SONG:** Where I Come From (Alan Jackson)

Hates bread ... is double-jointed ... has a dog named Chloe ... won a NJCAA National Championship ... was a CSC First Team Academic All-American while in junior college ... mother played softball at Copiah-Lincoln CC ... has a brother, Hunter, who also played baseball at Copiah-Lincoln CC and Jones College ... majoring in interdisciplinary studies.

XIANE ROMERO **WALKUP SONG:** Game Winner (BossMan Dlow)

Is the middle child of five ... does lashes for some of her fellow freshmen ... was involved in gymnastics and tumbling until she was 12 and can do an aerial ... enjoys watching sunsets and stargazing ... favorite food is steak and seafood ... wants to be an ultrasound technician when she graduates ... major is undeclared.

SIERRA SACCO **WALKUP SONG:** Fireball (Pitbull)

Favorite breakfast is Nutella toast with strawberries ... can juggle ... first college athlete in her family ... enjoys reading on the bus ... named her dog Cody Johnson after the country music singer ... majoring in business administration.

KALANI SELLS **WALKUP SONG:** Do My Thing (Common Kings and Royal Blu)

Loves to go running ... was in the high school choir for three years ... is the middle child of five ... older sister, Kiarra, is also on the team ... majoring in psychology.

KIARRA SELLS **WALKUP SONG:** SPECIALZ (King Gnu)

From a small town in Texas and was not heavily recruited ... late commit in her senior year ... actually didn't realize she was being offered at MSU at first until Coach Ricketts said it a second time ... younger sister, Kalani, is also on the team ... wears hearing aids and hopes to break stigma around them for athletes ... favorite food is pizza rolls ... majoring in psychology.

LEXI SOSA **WALKUP SONG:** Love Sosa (Chief Keef)

Was the youngest verbal commit in UCLA history ... threw the 18th perfect game in UCLA history ... was born in Texas but raised in California ... loves to travel and intends to backpack around the world after graduation ... favorite travel destination was Ensenada, Mexico ... drove cross-country from California to Starkville on her own ... graduated from UCLA with her degree in sociology ... pursuing a graduate degree in workforce education leadership.

ABIGAIL STEVENS **WALKUP SONG:** Swag Surfin' (F.L.Y.)

Father played baseball at MSU under legendary coach Ron Polk and uncle played football at State ... was the valedictorian of her high school ... grew up on a cattle farm ... also played basketball and was her high school team's MVP as a sophomore ... once scored 39 points in a basketball game ... father gave her the nickname "Gina" in tee ball when he would yell at her to pay attention but didn't want other spectators to know who he was talking to ... likes to eat sushi ... major is undeclared.

MORGAN STILES **WALKUP SONG:** The Way You Move (Outkast)

Loves to read and ride bikes ... played soccer until she got to high school and played volleyball for two years in high school ... has two dogs and a cat ... mother played softball and basketball at North Alabama ... cousin, Jacob McNairy, played baseball at Alabama and was drafted in 2022 by the Seattle Mariners ... majoring in biological sciences with a pre-dental concentration.

TAYLOR TROUTMAN **WALKUP SONG:** Praise (Elevation Worship)

Second-ever player in program history from Kentucky along with Riley Hull ... father played baseball and mother ran cross country at Oakland City University ... father coached her high school team ... sister, Jordan, plays volleyball at Southern Indiana ... can juggle ... has never had coffee, tea or caffeine ... loves to read ... majoring in elementary education.

ELLA WESOLOWSKI **WALKUP SONG:** Lil Demon (Future)

Wears No. 74 because she recorded a 74 mph overhand velocity at an MSU camp ... first player in program history from the state of New York ... father was drafted by the Florida Marlins in 1996 ... father is now a New York state trooper ... majoring in kinesiology.

MSU RECORD WHEN

	OVERALL	SEC
BY GAME		
Day games (Before 5 p.m.)	17-5	2-1
Night games (After 5 p.m.)	11-1	3-0
In Extra Innings	1-0	0-0
vs. Ranked opponents	7-2	5-1
vs. Top-10 opponents	0-1	0-0
BY OPPOSING PITCHER		
vs. Left-handed Starter	4-0	1-0
vs. Right-handed Starter	24-6	4-1
BY MSU PITCHER		
Starter receives decision	22-4	3-0
Reliever receives decision	6-2	2-1
Starter goes 5.0+ inn.	16-3	3-0
Starter goes less than 5.0 inn.	12-3	2-1
BY SCORING / MARGIN		
Scoring first	23-2	3-1
Trailing first	5-4	2-0
In one-run games	4-1	2-0
In two-run games	2-1	0-0
Scoring 0-2 runs	0-5	0-0
Scoring 3-5 runs	7-1	2-1
Scoring 6-9 runs	9-0	3-0
Scoring 10+ runs	12-0	0-0
Allowing 0-2 runs	16-0	1-0
Allowing 3-5 runs	11-4	4-0
Allowing 6-9 runs	1-2	0-1
Allowing 10+ runs	0-0	0-0
BY THE STATS		
Collecting 0-3 hits	0-1	0-0
Collecting 4-6 hits	6-4	1-1
Collecting 7-9 hits	8-1	2-0
Collecting 10+ hits	14-0	2-0
Out-hit opponent	23-2	3-0
Out-hit by opponent	2-4	2-1
Hits are equal	3-0	0-0
Without hitting a home run	7-5	2-1
Hitting a home run	21-1	3-0
Opponent doesn't hit a home run	22-3	4-0
Opponent hits a home run	6-3	1-1
Errorless	13-3	0-1
Committing one error	11-1	4-0
Committing 2+ errors	4-2	1-0
Opponent is errorless	7-4	0-0
BY SCHEDULE		
February	16-2	0-0
March	12-4	5-1
April	0-0	0-0
May	0-0	0-0
Sunday	5-2	2-0
Monday	1-0	1-0
Tuesday	1-0	0-0
Wednesday	4-1	0-0
Thursday	1-0	0-0
Friday	7-2	1-1
Saturday	9-1	1-0
Game 1 of Season Series	21-3	2-0
Game 2 of Season Series	4-3	1-1
Game 3 of Season Series	3-0	2-0

BY CONFERENCE	
SEC	5-1
Alabama	2-1
Auburn	3-0
Kentucky	0-0
Missouri	0-0
Oklahoma	0-0
Ole Miss	0-0
Texas	0-0
Tennessee	0-0
ACC	1-1
Duke	0-1
Georgia Tech	1-0
AMERICAN	3-0
Memphis	0-0
North Texas	1-0
UAB	2-0
ASUN	1-0
Central Arkansas	0-0
North Alabama	1-0
BIG 12	1-0
Texas Tech	1-0
BIG TEN	4-1
Nebraska	1-0
Northwestern	2-1
Penn State	1-0
CONFERENCE USA	1-2
Jacksonville State	0-1
Louisiana Tech	1-0
Middle Tennessee	0-1
MID-AMERICAN	1-0
Miami (Ohio)	1-0
MISSOURI VALLEY	3-0
Bradley	2-0
Southern Illinois	1-0
MOUNTAIN WEST	2-0
New Mexico	2-0
SOUTHERN	1-0
Samford	1-0
SOUTHLAND	1-1
Northwestern State	1-1
SUN BELT	2-0
Louisiana	1-0
Southern Miss	1-0
SWAC	2-0
Alabama State	1-0
Bethune-Cookman	1-0

LEADING AFTER						
INNING	1	2	3	4	5	6
W-L	16-0	22-1	22-1	24-1	15-1	15-0

TRAILING AFTER						
INNING	1	2	3	4	5	6
W-L	3-3	3-4	2-4	1-5	1-4	1-4

TIED AFTER						
INNING	1	2	3	4	5	6
W-L	9-3	3-1	4-1	3-0	2-0	1-1

COME FROM BEHIND WINS			
DATE	OPPONENT	DEFICIT	FINAL
Feb. 8	vs. Bethune-Cookman	1-2 (BOT 7)	W, 3-2
Feb. 13	Southern Illinois	0-3 (BOT 1)	W, 10-3
Feb. 14	Bradley	2-3 (BOT 2)	W, 5-3
Feb. 22	vs. North Alabama	0-2 (BOT 3)	W, 6-2
Feb. 23	vs. Miami (Ohio)	1-6 (BOT 2)	W, 11-7
Mar. 8	Auburn	1-3 (BOT 2)	W, 5-4
Mar. 10	Auburn	0-4 (BOT 4)	W, 7-4
Mar. 14	at Alabama	0-1 (TOP 3)	W, 4-3

LAST AT-BAT WINS			
DATE	OPPONENT	DEFICIT	FINAL
Feb. 8	vs. Bethune-Cookman	1-2 (BOT 7)	W, 3-2

WALK-OFF WINS			
DATE	OPPONENT	SCORE	FINAL
Feb. 8	vs. Bethune-Cookman	1-2 (BOT 7)	W, 3-2
Feb. 14	North Texas	11-5 (BOT 5)	W, 14-5 (5)
Feb. 16	Georgia Tech	10-3 (BOT 5)	W, 11-3 (5)

MISC. HITTING STATS

MULTI-HIT GAMES					
PLAYER	2	3	4	5+	TOTAL
Sierra Sacco	11	6	--	--	17
Nadia Barbary	11	--	1	--	12
Morgan Bernardini	7	1	--	--	8
Kylee Edwards	8	--	--	--	8
Jessie Blaine	4	2	--	--	6
Kiarra Sells	5	--	--	--	5
Lexi Sosa	4	--	--	--	4
Morgan Stiles	4	--	--	--	4
Riley Hull	2	--	--	--	2
Paige Ernstes	1	--	--	--	1
Xiane Romero	1	--	--	--	1
Ella Wesolowski	1	--	--	--	1
TOTAL	59	9	1	0	69

MULTI-RBI GAMES					
PLAYER	2	3	4	5+	TOTAL
Sierra Sacco	5	4	--	1	10
Kylee Edwards	6	2	1	--	9
Lexi Sosa	5	1	--	2	8
Kiarra Sells	5	1	1	--	7
Nadia Barbary	4	1	2	--	7
Morgan Bernardini	3	1	2	--	6
Jessie Blaine	4	1	--	--	5
Morgan Stiles	3	2	--	--	5
Riley Hull	3	--	--	--	3
Paige Ernestes	--	1	--	--	1
Xiane Romero	1	--	--	--	1
Ella Wesolowski	1	--	--	--	1
TOTAL	40	14	6	3	63

HITTING STREAKS*			
PLAYER	CURRENT	2025	CAREER
Jessie Blaine*	4	4	8
Kiarra Sells	3	11	11
Sierra Sacco*	2	16	16
Nadia Barbary	2	8	8
Morgan Bernardini	2	7	7
Morgan Stiles	2	5	5
Lexi Sosa*	1	4	4
Kylee Edwards	--	9	9
Riley Hull	--	5	5
Paige Ernstes	--	2	2
Xiane Romero	--	2	2
Ella Wesolowski	--	1	6
Abby Grace Richardson	--	1	1

ON-BASE STREAKS*			
PLAYER	CURRENT	2025	CAREER
Morgan Bernardini	13	13	13
Kylee Edwards	8	13	13
Jessie Blaine*	4	8	13
Kiarra Sells	3	16	16
Sierra Sacco*	2	29	35*
Nadia Barbary	2	10	10
Riley Hull	2	7	7
Morgan Stiles	2	6	6
Lexi Sosa*	1	7	7
Paige Ernstes	--	3	3
Xiane Romero	--	3	3
Ella Wesolowski	--	2	10
Abby Grace Richardson	--	2	2
Gretta Grassel	--	1	1
Kalani Sells	--	1	1

* includes transfer stats | ^ streak carried over from prior season

HOME RUN LOG

NO.	PLAYER	OPPONENT	DATE	RUNS	INNING	OUTS	COUNT	SCORE	FINAL	ANGLE	VELD.	DIST.
1	Kylee Edwards	vs. Bethune-Cookman	Feb. 8	1	2	1	1-2	0-0	W, 3-2	--	--	--
2	Nadia Barbary	Southern Illinois	Feb. 13	1	1	1	0-1	0-3	W, 5-3	23	76	260
3	Paige Ernstes	North Texas	Feb. 14	3	4	2	0-0	7-5	W, 14-5 (5)	35	65	221
4	Lexi Sosa	North Texas	Feb. 14	3	5	1	0-0	11-5	W, 14-5 (5)	32	79	247
5	Kiarra Sells	Bradley	Feb. 14	2	4	1	3-1	3-3	W, 5-3	46	74	242
6	Lexi Sosa	Bradley	Feb. 15	2	1	2	3-1	1-0	W, 12-3 (5)	21	80	252
7	Lexi Sosa	Georgia Tech	Feb. 16	2	1	2	1-1	1-0	W, 11-3 (5)	24	74	246
8	Lexi Sosa	Georgia Tech	Feb. 16	4	4	0	1-2	6-2	W, 11-3 (5)	23	81	276
9	Morgan Bernardini	Samford	Feb. 18	3	5	2	0-1	3-1	W, 6-1	38	70	244
10	Sierra Sacco	vs. Louisiana Tech	Feb. 22	1	1	0	0-0	0-0	W, 10-1 (5)	--	--	--
11	Sierra Sacco	vs. Louisiana Tech	Feb. 22	4	2	1	3-2	2-0	W, 10-1 (5)	--	--	--
12	Kiarra Sells	vs. Miami (Ohio)	Feb. 23	3	2	2	0-1	4-6	W, 11-7	--	--	--
13	Lexi Sosa	vs. Miami (Ohio)	Feb. 23	2	3	2	3-1	8-7	W, 11-7	--	--	--
14	Morgan Stiles	UAB	Feb. 26	3	2	2	1-2	0-0	W, 11-1 (5)	27	72	247
15	Nadia Barbary	UAB	Feb. 26	1	3	0	2-0	3-1	W, 11-1 (5)	42	73	248
16	Kiarra Sells	UAB	Feb. 26	1	3	0	0-0	4-1	W, 11-1 (5)	42	77	261
17	Morgan Bernardini	UAB	Feb. 26	3	4	2	3-1	8-1	W, 11-1 (5)	29	73	264
18	Nadia Barbary	Alabama State	Feb. 28	1	1	1	2-0	0-0	W, 17-2 (5)	30	76	275
19	Kiarra Sells	Alabama State	Feb. 28	1	1	1	0-0	1-0	W, 17-2 (5)	26	81	256
20	Sierra Sacco	Alabama State	Feb. 28	2	2	2	1-0	3-2	W, 17-2 (5)	29	78	282
21	Kylee Edwards	Alabama State	Feb. 28	2	3	1	3-1	6-2	W, 17-2 (5)	40	73	252
22	Kiarra Sells	New Mexico	Feb. 28	2	3	1	0-1	0-0	W, 6-1	39	74	244
23	Kylee Edwards	New Mexico	Feb. 28	1	4	1	3-2	2-0	W, 6-1	33	76	261
24	Sierra Sacco	New Mexico	Feb. 28	3	4	1	2-0	3-0	W, 6-1	33	79	290
25	Lexi Sosa	Northwestern State	Mar. 1	2	1	2	2-1	0-0	W, 3-2	31	79	283
26	Kylee Edwards	Northwestern State	Mar. 1	1	6	0	0-0	2-0	W, 3-2	32	75	262
27	Nadia Barbary	New Mexico	Mar. 1	2	1	0	1-2	0-0	W, 10-4	35	74	267
28	Kiarra Sells	New Mexico	Mar. 1	1	1	0	1-2	2-0	W, 10-4	37	77	279
29	Nadia Barbary	New Mexico	Mar. 1	1	5	0	0-0	5-2	W, 10-4	29	73	256
30	Kylee Edwards	New Mexico	Mar. 1	2	5	1	1-2	6-2	W, 10-4	28	71	234
31	Paige Ernstes	New Mexico	Mar. 1	1	6	0	2-0	8-4	W, 10-4	34	73	265
32	Lexi Sosa	Louisiana	Mar. 5	3	1	0	0-1	1-0	W, 14-1 (5)	29	75	224
33	Sierra Sacco	Louisiana	Mar. 5	2	2	0	3-2	5-0	W, 14-1 (5)	28	75	254
34	Ella Wesolowski	Louisiana	Mar. 5	2	3	2	1-1	10-0	W, 14-1 (5)	32	78	284
35	Lexi Sosa	Auburn	Mar. 9	2	3	1	1-0	3-0	W, 9-4	28	80	284
36	Sierra Sacco	Auburn	Mar. 9	2	4	2	0-0	5-2	W, 9-4	34	74	263
37	Morgan Stiles	Auburn	Mar. 9	2	6	1	3-2	7-4	W, 9-4	34	71	252
38	Nadia Barbary	Auburn	Mar. 10	4	4	0	1-0	3-4	W, 7-4	26	76	263
39	Jessie Blaine	at Alabama (G1)	Mar. 14	1	5	0	0-0	3-0	W, 9-1 (6)	--	--	--
40	Morgan Bernardini	at Alabama (G1)	Mar. 14	1	5	2	0-2	4-0	W, 9-1 (6)	--	--	--
41	Kylee Edwards	at Alabama (G1)	Mar. 14	3	6	1	2-0	6-1	W, 9-1 (6)	--	--	--
42	Morgan Stiles	at Northwestern	Mar. 21	1	4	0	0-0	4-0	W, 14-0 (5)	--	--	--
43	Kylee Edwards	at Northwestern	Mar. 21	4	4	0	1-1	5-0	W, 14-0 (5)	--	--	--
44	Kiarra Sells	at Northwestern (G1)	Mar. 22	1	4	2	2-1	0-4	L, 2-4	--	--	--
45	Jessie Blaine	at Northwestern (G1)	Mar. 22	1	6	1	3-2	1-4	L, 2-4	--	--	--
46	Kiarra Sells	at Northwestern (G2)	Mar. 22	4	4	1	0-0	5-0	W, 12-2 (5)	--	--	--
47	Nadia Barbary	at Southern Miss	Mar. 26	2	1	0	2-1	0-0	W, 9-1 (5)	--	--	--

*Launch angle, exit velocity and estimated distance provided by Yakkertech and available only for games in Nusz Park.

HOME RUN BREAKDOWN

TOTAL	47	SEASON	SOLO	2R	3R	GS	TOTAL	CAREER	SOLO	2R	3R	GS	TOTAL
Home	33	Kiarra Sells	4	2	1	1	8	Jessie Blaine*	9	4	5	1	19
Road	9	Lexi Sosa	--	5	2	1	8	Nadia Barbary	7	4	2	2	15
Neutral	5	Nadia Barbary	4	2	--	1	7	Kylee Edwards	5	4	1	2	12
vs. LHP	10	Kylee Edwards	3	2	1	1	7	Lexi Sosa*	1	5	2	1	9
vs. RHP	37	Sierra Sacco	1	3	1	1	6	Sierra Sacco	2	3	2	1	8
With 0 Outs	16	Morgan Bernardini	1	--	2	--	3	Kiarra Sells	4	2	1	1	8
With 1 Out	17	Morgan Stiles	1	1	1	--	3	Ella Wesolowski	--	2	1	1	4
With 2 Outs	14	Jessie Blaine	2	--	--	--	2	Morgan Bernardini	1	--	2	--	3
Solo	17	Paige Ernstes	1	--	1	--	2	Morgan Stiles	1	1	1	--	3
Two-Run	16	Ella Wesolowski	--	1	--	--	1	Paige Ernstes	1	--	1	--	2
Three-Run	9												
Grand Slam	5												
Back-to-Back	3												
Pinch-Hit	3												
Walk-Off	1												
Consecutive Games with HR (Season Long)	4 (7)												
Consecutive Games without HR (Season Long)	0 (3)												

*includes transfer stats

SPECIALTY STATS

OFFENSE BREAKDOWN

MONTH	GP	AVG	AB	R	H	2B	3B	HR	RBI	TB	SLG	BB	HBP	SO	GDP	OBP	SB	ATT
February	18	.326	435	134	142	31	3	24	119	251	.577	81	6	50	2	.432	24	27
March	16	.342	436	112	149	26	4	23	101	252	.578	49	11	42	4	.421	15	15
April	--	--	--	--	--	--	--	--	--	--	--	--	--	--	--	--	--	--
May	--	--	--	--	--	--	--	--	--	--	--	--	--	--	--	--	--	--
LOCATION	GP	AVG	AB	R	H	2B	3B	HR	RBI	TB	SLG	BB	HBP	SO	GDP	OBP	SB	ATT
Home	17	.366	423	142	155	30	3	33	128	290	.686	76	8	27	2	.467	24	26
Away	8	.344	227	62	78	12	4	9	56	125	.551	30	6	30	2	.432	8	8
Neutral	9	.262	221	42	58	15	0	5	36	88	.398	24	3	35	2	.339	7	8
SERIES	GP	AVG	AB	R	H	2B	3B	HR	RBI	TB	SLG	BB	HBP	SO	GDP	OBP	SB	ATT
NFCA Leadoff Classic	5	.244	123	15	30	9	0	1	15	42	.341	6	2	22	2	.288	4	5
The Snowman	5	.397	116	52	46	8	2	7	48	79	.681	35	2	9	0	.525	13	14
Rocket City Softball Showcase	4	.286	98	27	28	6	0	4	21	46	.469	18	1	13	0	.395	3	3
Bulldog Invitational	5	.323	127	36	41	8	1	14	32	93	.732	21	4	5	0	.434	3	4
Auburn	3	.325	80	21	26	7	0	4	17	45	.563	10	1	6	1	.407	4	4
at Alabama	3	.280	82	17	23	4	0	3	14	36	.439	16	0	9	2	.398	4	4
at Northwestern	3	.369	84	28	31	3	3	5	25	55	.655	10	2	13	0	.443	0	0
Texas	--	--	--	--	--	--	--	--	--	--	--	--	--	--	--	--	--	--
at Tennessee	--	--	--	--	--	--	--	--	--	--	--	--	--	--	--	--	--	--
Missouri	--	--	--	--	--	--	--	--	--	--	--	--	--	--	--	--	--	--
at Oklahoma	--	--	--	--	--	--	--	--	--	--	--	--	--	--	--	--	--	--
at Kentucky	--	--	--	--	--	--	--	--	--	--	--	--	--	--	--	--	--	--
Ole Miss	--	--	--	--	--	--	--	--	--	--	--	--	--	--	--	--	--	--
SEC Tournament	--	--	--	--	--	--	--	--	--	--	--	--	--	--	--	--	--	--

ACTIVE HITTING STREAKS (MIN. 3 GAMES)

	GM	AVG	AB	R	H	2B	3B	HR	RBI	TB	SLG	BB	HBP	SO	GDP	OBP	SB	ATT
Jessie Blaine	4	.429	14	2	6	0	0	1	4	9	.643	1	0	5	0	.467	0	0
Kiarra Sells	3	.571	7	4	4	1	0	2	6	11	1.571	1	2	1	0	.700	0	0

ACTIVE ON-BASE STREAKS (MIN. 7 GAMES)

	GM	AVG	AB	R	H	2B	3B	HR	RBI	TB	SLG	BB	HBP	SO	GDP	OBP	SB	ATT
Morgan Bernardini	13	.343	35	6	12	1	0	1	11	16	.457	4	0	1	1	.400	1	1
Kylee Edwards	8	.360	25	6	9	1	0	2	11	16	.640	4	1	3	0	.467	0	0

PITCHING BREAKDOWN

MONTH	GP	ERA	W-L	CG	SHO	SV	IP	H	R	ER	BB	SO	2B	3B	HR	B/AVG	WP	HP
February	18	2.12	16-2	6	1	2	112.0	85	47	34	33	118	16	1	4	.205	8	12
March	16	2.98	12-4	5	1	3	101.1	111	49	43	39	92	17	4	5	.277	13	10
April	--	--	--	--	--	--	--	--	--	--	--	--	--	--	--	--	--	--
May	--	--	--	--	--	--	--	--	--	--	--	--	--	--	--	--	--	--
LOCATION	GP	ERA	W-L	CG	SHO	SV	IP	H	R	ER	BB	SO	2B	3B	HR	B/AVG	WP	HP
Home	17	2.75	15-2	5	0	3	107.0	92	49	42	41	111	13	2	5	.228	13	11
Away	8	2.68	6-2	3	1	1	47.0	60	22	18	14	38	10	2	2	.305	5	3
Neutral	9	2.02	7-2	3	1	1	59.0	44	25	17	17	61	10	1	2	.205	3	8
SERIES	GP	ERA	W-L	CG	SHO	SV	IP	H	R	ER	BB	SO	2B	3B	HR	B/AVG	WP	HP
NFCA Leadoff Classic	5	1.91	4-1	2	1	0	33.0	26	12	9	10	31	6	1	1	.213	2	3
The Snowman	5	3.38	5-0	2	0	1	29.0	30	17	14	11	32	5	0	1	.256	3	0
Rocket City Softball Showcase	4	2.15	3-1	1	0	1	26.0	18	13	8	7	30	4	0	1	.194	1	5
Bulldog Invitational	5	2.33	4-1	0	0	1	33.0	25	14	11	14	29	3	1	1	.205	4	7
Auburn	3	3.67	3-0	1	0	1	21.0	23	12	11	12	27	4	1	1	.277	4	2
at Alabama	3	3.68	2-1	2	0	0	19.0	27	11	10	7	13	4	1	1	.321	1	1
at Northwestern	3	2.19	2-1	1	1	0	16.0	19	6	5	4	15	3	1	0	.288	3	1
Texas	--	--	--	--	--	--	--	--	--	--	--	--	--	--	--	--	--	--
at Tennessee	--	--	--	--	--	--	--	--	--	--	--	--	--	--	--	--	--	--
Missouri	--	--	--	--	--	--	--	--	--	--	--	--	--	--	--	--	--	--
at Oklahoma	--	--	--	--	--	--	--	--	--	--	--	--	--	--	--	--	--	--
at Kentucky	--	--	--	--	--	--	--	--	--	--	--	--	--	--	--	--	--	--
Ole Miss	--	--	--	--	--	--	--	--	--	--	--	--	--	--	--	--	--	--
SEC Tournament	--	--	--	--	--	--	--	--	--	--	--	--	--	--	--	--	--	--

PINCH HITTING

2025	AVG	AB	H	FP*	XBH	RBI
TEAM	.353	34	12	7	6	7
Xiane Romero	1.000	1	1	1	0	0
Lexi Sosa	1.000	1	1	0	1	0
Paige Ernstes	.500	14	7	3	3	5
Abby Grace Richardson	.250	4	1	1	1	0
Elta Wesolowski	.250	8	2	0	1	2
Nadia Barbary	.000	1	0	0	0	0
Jessie Blaine	.000	1	0	1	0	0
Gretta Grassel	.000	1	0	1	0	0
Kalani Sells	.000	1	0	0	0	0
Morgan Stiles	.000	2	0	0	0	0
CAREER	AVG	AB	H	FP*	XBH	RBI
UNDER RICKETTS	.258	291	75	67	24	58
Riley Hull	1.000	1	1	1	0	1
Xiane Romero	1.000	1	1	1	0	0
Paige Ernstes	.500	14	7	3	3	5
Lexi Sosa [‡]	.353	17	6	4	2	5
Elta Wesolowski	.333	9	3	0	2	4
Jessie Blaine [‡]	.308	26	8	1	2	4
Abby Grace Richardson	.250	4	1	1	1	0
Morgan Bernardini	.167	6	1	2	0	0
Nadia Barbary	.000	2	0	0	0	0
Gretta Grassel	.000	1	0	1	0	0
Kalani Sells	.000	1	0	0	0	0
Kiarra Sells	.000	5	0	4	0	0
Morgan Stiles	.000	2	0	0	0	0

^ Free Passes include walks and hit-by-pitches

SCORELESS INNINGS

START TO FINISH INNINGS	2025	CAREER	
Raelin Chaffin [‡]	83	229	
Josey Marron	22	156	
Lexi Sosa [‡]	16	76	
Delainey Everett	31	53	
Sara Phillips	7	7	
Hosanna Lindblade	0	0	
Abigail Stevens	0	0	
STREAKS	ACTIVE	2025	CAREER
Raelin Chaffin [‡]	3.2	17.1	19.1
Lexi Sosa [‡]	3.1	7.2	20.0
Delainey Everett	2.1	15.0*	15.0*
Sara Phillips	0.1	7.0	7.0
Hosanna Lindblade	0.1	0.1*	1.0
Josey Marron	--	9.2	18.0
Abigail Stevens	--	--	--

INHERITED RUNNERS

2025	PCT.	IR	RS
TEAM	27.3	33	9
Josey Marron	0.0	3	0
Sara Phillips	0.0	2	0
Raelin Chaffin	15.4	13	2
Lexi Sosa	20.0	10	2
Delainey Everett	100.0	5	5
Hosanna Lindblade	--	0	0
Abigail Stevens	--	0	0
CAREER	PCT.	IR	RS
UNDER MOWATT-MCKINNEY	42.9	56	24
Josey Marron	0.0	10	0
Sara Phillips	0.0	2	0
Raelin Chaffin [‡]	18.9	37	7
Lexi Sosa [‡]	20.0	15	3
Delainey Everett	69.2	13	9
Hosanna Lindblade	--	0	0
Abigail Stevens	--	0	0

ERRORLESS STREAKS

STREAKS	ACTIVE	2025	CAREER
Jessie Blaine	210*	210*	210*
Sierra Sacco [‡]	191* ²⁰²³	191* ²⁰²³	191* ²⁰²³
Elta Wesolowski	89*	89*	89*
Kylee Edwards	28	40	51
Kiarra Sells	22	22	22
Raelin Chaffin [‡]	18* [‡]	18* [‡]	19
Riley Hull	17	75*	297
Kalani Sells	15	15	15
Josey Marron	8	8	14
Nadia Barbary	6	59	59
Delainey Everett	6	7*	7*
Morgan Bernardini	5	17	17
Morgan Stiles	4	34	34
Lexi Sosa	4*	4*	7
Xiane Romero	2	19	19
Hosanna Lindblade	1*	1*	1*

* includes 2024 stats | [‡] includes transfer stats

THE SOUTHEASTERN CONFERENCE (THROUGH GAMES MAR. 26)



STANDINGS

	CONF	PCT.	GB	ALL	PCT.	HOME	AWAY	NEUTRAL	VS. USA T25
Oklahoma	8-1	.889	---	30-1	.968	13-0	13-1	4-0	8-0
Texas	5-1	.833	1.5	32-2	.941	15-0	7-1	10-1	8-2
LSU	5-1	.833	1.5	30-2	.938	23-0	3-2	4-0	10-1
Mississippi State	5-1	.833	1.5	28-6	.824	15-2	6-2	7-2	7-2
Texas A&M	6-3	.667	2.0	28-5	.848	16-4	5-0	7-1	10-5
Kentucky	5-4	.556	3.0	21-12	.636	6-3	6-3	9-6	2-9
Florida	3-3	.500	3.5	30-5	.857	15-3	8-2	7-0	5-4
Tennessee	3-3	.500	3.5	27-6	.818	11-2	5-1	11-3	5-6
Ole Miss	3-3	.500	3.5	26-6	.813	12-1	3-5	11-0	3-1
Arkansas	3-6	.333	5.0	23-7	.767	6-3	5-3	12-1	3-7
Georgia	3-6	.333	5.0	24-8	.750	18-5	2-3	4-0	4-6
South Carolina	2-4	.333	4.5	25-6	.806	21-3	4-3	0-0	7-5
Alabama	2-4	.333	4.5	23-12	.657	13-5	4-3	6-4	5-9
Missouri	1-5	.167	5.5	18-16	.529	7-3	1-4	10-9	4-10
Auburn	0-9	.000	8.0	22-11	.667	12-3	1-7	9-1	2-8

AROUND THE LEAGUE (ALL TIMES CT)

#RV/25 Alabama:	3/28 vs. #15/17 Georgia, 6 p.m. (SECN+); 3/29 vs. #15/17 Georgia, 2 p.m. (SECN+); 3/30 vs. #15/17 Georgia, 11 a.m. (SECN+)
#12/14 Arkansas:	3/28 vs. Kentucky, 6 p.m. (SECN+); 3/29 vs. Kentucky, 4 p.m. (SECN+); 3/30 vs. Kentucky, 12 p.m. (SECN+)
#25/RV Auburn:	3/28 vs. #4/4 Florida, 6 p.m. (SECN+); 3/29 vs. #4/4 Florida, 2 p.m. (SECN+); 3/28 vs. #4/4 Florida, 11 a.m. (SECN)
#4/4 Florida:	3/28 at #25/RV Auburn, 6 p.m. (SECN+); 3/29 at #25/RV Auburn, 2 p.m. (SECN+); 3/28 at #25/RV Auburn, 11 a.m. (SECN)
#15/17 Georgia:	3/28 at #RV/25 Alabama, 6 p.m. (SECN+); 3/29 at #RV/25 Alabama, 2 p.m. (SECN+); 3/30 at #RV/25 Alabama, 11 a.m. (SECN+)
Kentucky:	3/28 at #12/14 Arkansas, 6 p.m. (SECN+); 3/29 at #12/14 Arkansas, 4 p.m. (SECN+); 3/30 at #12/14 Arkansas, 12 p.m. (SECN+)
#3/3 LSU:	3/28 vs. #11/10 S. Carolina, 5 p.m. (SECN); 3/29 vs. #11/10 S. Carolina, 6 p.m. (SECN); 3/30 vs. #11/10 S. Carolina, 1 p.m. (ESPN2)
Missouri:	3/29 at #19/21 Ole Miss, 2 p.m. (SECN+); 3/30 at #19/21 Ole Miss, 2 p.m. (SECN+); 3/31 at #19/21 Ole Miss, 6 p.m. (SECN)
#2/2 Oklahoma:	3/28 vs. #9/10 Tennessee, 6:30 p.m. (SECN+); 3/29 vs. #9/10 Tennessee, 1 p.m. (ESPN); 3/30 vs. #9/10 Tennessee, 1 p.m. (SECN+)
#19/21 Ole Miss:	3/29 vs. Missouri, 2 p.m. (SECN+); 3/30 vs. Missouri, 2 p.m. (SECN+); 3/31 vs. Missouri, 6 p.m. (SECN)
#11/10 South Carolina:	3/28 at #3/3 LSU, 5 p.m. (SECN); 3/29 at #3/3 LSU, 6 p.m. (SECN); 3/30 at #3/3 LSU, 1 p.m. (ESPN2)
#9/10 Tennessee:	3/28 at #2/2 Oklahoma, 6:30 p.m. (SECN+); 3/29 at #2/2 Oklahoma, 1 p.m. (ESPN); 3/30 vs. #2/2 Oklahoma, 1 p.m. (SECN+)
#1/1 Texas:	3/28 at #18/18 Mississippi St., 6 p.m. (SECN+); 3/29 at #18/18 Mississippi St., 2 p.m. (SECN+); 3/28 at #18/18 Mississippi St., 1 p.m. (SECN+)
#5/5 Texas A&M:	3/28 vs. LMU, 6 p.m. (SECN+); 3/29 vs. LMU, 4 p.m. (SECN+); 3/30 vs. LMU, 12 p.m. (SECN+)

MSU AROUND THE NATION (THROUGH GAMES MAR. 26)

TEAM STAT RANKINGS (TOP 50)	VALUE	RANK
Batting Average	.334	29
Doubles	57	14
Doubles / Game	1.68	29
Earned Run Average	2.53	34
Hits	291	21
Home Runs	47	16
Home Runs / Game	1.38	21
On-Base Pct.	.426	21
Runs Batted In	220	15
Runs Batted In / Game	6.47	25
Runs	246	16
Scoring	7.24	22
Slugging Pct.	.577	19
Strikeout-Walk Ratio	2.92	20
Strikeouts / 7 Inn.	6.90	21
Walks (Batting)	130	20
WHIP	1.26	41
Winning Pct.	.824	15

INDIVIDUAL STAT RANKINGS (TOP 75)

JESSIE BLAINE	VALUE	RANK
Sacrifice Flies	3	42
DELAINEY EVERETT	VALUE	RANK
Earned Run Avg.	1.45	20
Strikeout-Walk Ratio	5.20	25
Walks / 7 Inn.	0.91	12
RAELIN CHAFFIN	VALUE	RANK
Complete Games	11	9
Earned Run Avg.	1.39	16
Games Started	15	35
Innings Pitched	100.2	24
Appearances	24	16
Saves	2	47
Shutouts	2	66
Strikeout-Walk Ratio	4.24	49
Strikeouts	123	11
Strikeouts / 7 Inn.	8.55	35
WHIP	1.09	70
Wins	15	2
SIERRA SACCO	VALUE	RANK
Batting Avg.	.510	8
Doubles	12	8
Doubles / Game	0.35	51
Hits	52	4
On Base Pct.	.615	5
Runs Batted In	33	63
Runs	45	1
Runs / Game	1.32	5
Slugging Pct.	.843	46
Total Bases	86	15
Walks / Game	0.79	33
KIARRA SELLS	VALUE	RANK
Hit-By-Pitches	12	3
Hit-By-Pitch / Game	0.35	12
LEXI SOSA	VALUE	RANK
Saves	2	47

TEAM STAT RANKINGS

CATEGORY	ALL GAMES		SEC GAMES	
Batting Avg.	.334	9th	.302	4th
Slugging Pct.	.577	6th	.500	4th
On-Base Pct.	.426	9th	.402	4th
Hits	291	4th	49	7th
Runs Scored	246	5th	38	6th
Doubles	57	4th	11	3rd
Triples	7	T-8th	--	--
Home Runs	47	4th	7	6th
Total Bases	503	4th	81	6th
At Bats	871	4th	162	8th
Walks	130	9th	26	9th
Stolen Bases	39	10th	8	3rd
Earned Run Avg.	2.53	8th	3.67	6th
Opp. Batting Avg.	.240	12th	.299	12th
Innings Pitched	213.0	6th	40.0	9th
Strikeouts	210	4th	40	5th
Strikeouts Looking	55	5th	9	10th
Walks Allowed	72	4th	19	3rd
Hits Allowed	196	11th	50	9th
Runs Allowed	96	10th	23	2nd
Fielding Pct.	.967	11th	.964	8th

INDIVIDUAL STAT RANKINGS (TOP 10)

DELAINEY EVERETT	VALUE	RANK
Earned Run Avg.	1.45	6
Walks Allowed	5	1
JESSIE BLAINE	VALUE	RANK
Fielding Pct.	1.000	1
Chances	198	5
Runners Picked Off	5	1
Caught Stealing by	3	9
RAELIN CHAFFIN	VALUE	RANK
Complete Games	11	2
Earned Run Avg.	1.39	5
Games Started	15	2
Innings Pitched	100.2	2
Appearances	24	3
Strikeouts	123	3
Looking Strikeouts	29	2
Saves	2	6
Wins	15	1
RILEY HULL	VALUE	RANK
Chances	193	7
Putouts	182	6
SIERRA SACCO	VALUE	RANK
Batting Avg.	.510	2
Doubles	12	1
Fielding Pct.	1.000	1
Hits	52	1
On-Base Pct.	.615	3
Runs	45	1
Stolen Bases	13	8
Total Bases	86	4
Walks	27	6
KIARRA SELLS	VALUE	RANK
Hit-By-Pitches	12	1
LEXI SOSA	VALUE	RANK
Saves	2	6
DELAINEY EVERETT	VALUE	RANK
Runners Picked Off	1	3

MSU IN THE POLLS

NFCA COACHES' POLL

TEAM	RECORD	PREV
1. Texas (16)	31-2	2
2. Oklahoma (14)	29-1	1
3. LSU	29-2	3
4. Florida	30-4	4
5. Texas A&M	26-5	5
6. Oregon	29-3	8
T7. Florida State	29-5	9
T7. UCLA	28-5	6
9. Tennessee	26-6	7
10. South Carolina	24-6	11
11. Arizona	29-5	10
12. Arkansas	23-6	14
13. Stanford	23-3	17
14. Texas Tech	24-9	12
15. Georgia	23-8	13
16. Virginia Tech	25-5	16
17. Oklahoma State	19-7	15
18. Mississippi State	27-6	18
19. Ole Miss	26-6	20
20. Nebraska	23-8	21
21. Duke	21-12	19
22. Ohio State	25-6-1	25
23. Florida Atlantic	29-5	22
24. Virginia	24-8	RV
25. Auburn	21-11	23

RECEIVING VOTES: Kentucky (28), Grand Canyon (24), Alabama (18), California (17), Liberty (17), Washington (14), Austin Peay (8), Arizona State (6), Nevada (6), Clemson (1).

DISOFTBALL.COM

TEAM	RECORD	PREV
1. Texas	31-2	2
2. Oklahoma	29-1	1
3. Florida	30-4	3
4. LSU	29-2	4
5. Florida State	29-5	14
6. Texas A&M	26-5	5
7. Arizona	29-5	8
8. Oregon	30-3	9
9. UCLA	28-5	6
10. South Carolina	24-6	10
11. Tennessee	27-6	7
12. Virginia Tech	25-5	15
13. Oklahoma State	19-7	12
14. Arkansas	23-7	22
15. Stanford	23-3	17
16. Texas Tech	24-9	11
17. Mississippi State	27-6	16
18. Duke	21-12	13
19. Georgia	23-8	19
20. Liberty	27-6	21
21. Ohio State	25-6-1	20
22. Florida Atlantic	29-5	24
23. Clemson	24-9	NR
24. Ole Miss	26-6	18
25. Arizona State	23-10	23

MSU RANKING HISTORY

NFCA/USA Today	USA Softball	DISoftball.com	Softball America
Highest: 15 (Week 3, 2008) First Top 5: N/A First Top 10: N/A First Top 25: Week 3, 2000 (24) Last Top 25: Week 7, 2025 (18)	Highest: 15 (Week 5, 2008) First Top 5: N/A First Top 10: N/A First Top 25: Week 4, 2006 (24) Last Top 25: Week 7, 2025 (18)	Highest: 15 (3x, last, Wk 13, 2024) First Top 5: N/A First Top 10: N/A First Top 25: Preseason, 2021 (15) Last Top 25: Week 7, 2025 (17)	Highest: 11 (Week 9, 2024) First Top 5: N/A First Top 10: N/A First Top 25: Week 4, 2020 (25) Last Top 25: Week 7, 2025 (17)

ESPN/USA SOFTBALL

TEAM	RECORD	PREV
1. Texas (17)	31-2	2
2. Oklahoma (8)	29-1	1
3. LSU	29-2	3
4. Florida	30-4	4
5. Texas A&M	26-5	6
6. Oregon	29-3	8
7. UCLA	28-5	5
8. Florida State	29-5	9
9. Arizona	29-5	T10
10. Tennessee	26-6	7
11. South Carolina	24-6	T10
12. Virginia Tech	25-5	14
13. Texas Tech	24-9	12
14. Arkansas	23-6	16
15. Oklahoma State	19-7	13
16. Stanford	23-3	17
17. Georgia	23-8	15
18. Mississippi State	27-6	19
19. Duke	21-12	18
20. Nebraska	23-8	21
21. Ole Miss	26-6	20
22. Virginia	24-8	23
23. Ohio State	25-6-1	25
24. Liberty	27-6	22
25. Alabama	22-12	24

RECEIVING VOTES: Kentucky (22), Florida Atlantic (16), Clemson (14), Auburn (6), California (6), Arizona State (4), Grand Canyon (2).

SOFTBALL AMERICA

TEAM	RECORD	PREV
1. Texas	31-2	1
2. Oklahoma	29-1	2
3. LSU	29-2	3
4. Florida	30-4	4
5. Texas A&M	26-5	6
6. Arizona	29-5	7
7. Oregon	29-3	8
8. Florida State	29-5	10
9. UCLA	28-5	5
10. South Carolina	24-6	11
11. Virginia Tech	25-5	15
12. Arkansas	23-6	20
13. Texas Tech	24-9	12
14. Tennessee	26-6	9
15. Oklahoma State	19-7	13
16. Stanford	23-3	18
17. Mississippi State	27-6	16
18. Ohio State	25-6-1	22
19. Ole Miss	26-6	14
20. Georgia	23-8	19
21. Duke	21-12	17
22. Liberty	27-6	21
23. FAU	29-5	23
24. Virginia	24-8	NR
25. Clemson	24-9	NR

MSU WEEK-BY-WEEK

	NFCA	USA	D1	SA	DSR	RPI	RECORD
Preseason	24	25	NR	NR	--	--	0-0
Week 1	19	19	17	21	--	--	4-1
Week 2	17	16	17	16	--	--	9-1
Week 3	21	20	19	20	14	--	13-2
Week 4	21	22	24	24	20	25	18-3
Week 5	19	19	17	15	11	13	22-3
Week 6	18	19	16	16	15	20	24-5
Week 7	18	18	17	17	16	21	27-6
Week 8							
Week 9							
Week 10							
Week 11							
Week 12							
Week 13							
Week 14							
Final							

VS. RANKED OPPONENTS

DATE	OPP.	NFCA RANK	RESULT
Feb. 7	Texas Tech	13	W, 3-1 (8)
Feb. 7	Duke	7	L, 0-8 (5)
Feb. 9	Nebraska	19	W, 3-0
Mar. 8	Auburn	18	W, 5-4
Mar. 9	Auburn	18	W, 9-4
Mar. 10	Auburn	18	W, 7-4
Mar. 14	Alabama	25	W, 9-1 (8)
Mar. 15	Alabama	25	L, 4-7
Mar. 16	Alabama	25	W, 4-3
Mar. 28	Texas	1	
Mar. 29	Texas	1	
Mar. 30	Texas	1	

RECORD: 7-2

ALL-TIME RECORD VS. RANKED OPPONENTS*

RANKING	RECORD	RANKING	RECORD
1	2-15	14	7-21
2	2-17	15	4-25
3	5-26	16	4-16
4	6-34	17	9-19
5	1-19	18	9-11
6	3-11	19	8-9
7	8-26	20	8-11
8	4-12	21	8-19
9	4-13	22	10-8
10	9-30	23	6-7
11	6-15	24	6-12
12	1-16	25	7-6
13	5-17	TOTAL	142-415

*The NFCA/USA Today Coaches' Poll is considered the poll of record by Mississippi State.

RESULTS



2025 Mississippi State Softball
Game Results for Mississippi State (as of Mar 26, 2025)
(All games)



Date	Opponent	Score	Inns	Overall	SEC	Pitcher of record	Attend	Time
1 Feb 07, 2025	vs #13 Texas Tech	w 3-1	(8)	1-0-0	0-0-0	R. Chaffin (W 1-0)	1327	2:17
1 Feb 07, 2025	vs #7 Duke	L 0-8	5	1-1-0	0-0-0	J. Marron (L 0-1)	1327	1:22
1 Feb 08, 2025	vs Bethune-Cookman	w 3-2	7	2-1-0	0-0-0	R. Chaffin (W 2-0)	1549	2:33
1 Feb 08, 2025	vs Penn State	w 6-1	7	3-1-0	0-0-0	R. Chaffin (W 3-0)	1549	1:54
1 Feb 09, 2025	vs #19 Nebraska	w 3-0	7	4-1-0	0-0-0	R. Chaffin (W 4-0)	968	1:54
2 Feb 13, 2025	SOUTHERN ILLINOIS	w 10-3	7	5-1-0	0-0-0	L. Sosa (W 1-0)	398	2:39
2 Feb 14, 2025	NORTH TEXAS	w 14-5	5	6-1-0	0-0-0	R. Chaffin (W 5-0)	415	2:01
2 Feb 14, 2025	BRADLEY	w 5-3	7	7-1-0	0-0-0	J. Marron (W 1-1)	415	2:22
2 Feb 15, 2025	BRADLEY	w 12-3	5	8-1-0	0-0-0	L. Sosa (W 2-0)	481	1:50
2 Feb 16, 2025	GEORGIA TECH	w 11-3	5	9-1-0	0-0-0	R. Chaffin (W 6-0)	412	1:49
Feb 18, 2025	SAMFORD	w 6-1	7	10-1-0	0-0-0	D. Everett (W 1-0)	376	1:47
3 Feb 22, 2025	vs Louisiana Tech	w 10-1	5	11-1-0	0-0-0	R. Chaffin (W 7-0)	235	1:34
3 Feb 22, 2025	vs North Alabama	w 6-2	7	12-1-0	0-0-0	D. Everett (W 2-0)	2156	1:58
3 Feb 23, 2025	vs Jacksonville State	L 0-3	7	12-2-0	0-0-0	R. Chaffin (L 7-1)	317	2:08
3 Feb 23, 2025	vs Miami (Ohio)	w 11-7	7	13-2-0	0-0-0	D. Everett (W 3-0)	2156	2:32
Feb 26, 2025	UAB	w 11-1	5	14-2-0	0-0-0	R. Chaffin (W 8-1)	422	1:32
4 Feb 28, 2025	ALABAMA STATE	w 17-2	5	15-2-0	0-0-0	L. Sosa (W 3-0)	464	1:55
4 Feb 28, 2025	NEW MEXICO	w 6-1	7	16-2-0	0-0-0	R. Chaffin (W 9-1)	464	2:05
4 Mar 01, 2025	NORTHWESTERN STATE	w 3-2	7	17-2-0	0-0-0	S. Phillips (W 1-0)	559	1:50
4 Mar 01, 2025	NEW MEXICO	w 10-4	7	18-2-0	0-0-0	D. Everett (W 4-0)	559	2:19
4 Mar 02, 2025	NORTHWESTERN STATE	L 0-5	7	18-3-0	0-0-0	J. Marron (L 1-2)	463	1:59
Mar 05, 2025	LOUISIANA	w 14-1	5	19-3-0	0-0-0	R. Chaffin (W 10-1)	397	1:36
* Mar 08, 2025	#18 AUBURN	w 5-4	7	20-3-0	1-0-0	R. Chaffin (W 11-1)	1903	2:41
* Mar 09, 2025	#18 AUBURN	w 9-4	7	21-3-0	2-0-0	J. Marron (W 2-2)	776	2:28
* Mar 10, 2025	#18 AUBURN	w 7-4	7	22-3-0	3-0-0	R. Chaffin (W 12-1)	838	2:53
Mar 12, 2025	MIDDLE TENNESSEE	L 2-3	7	22-4-0	3-0-0	J. Marron (L 2-3)	530	1:55
* Mar 14, 2025	at #25 Alabama-1	w 9-1	6	23-4-0	4-0-0	R. Chaffin (W 13-1)	3465	2:13
* Mar 14, 2025	at #25 Alabama-2	L 4-7	7	23-5-0	4-1-0	J. Marron (L 2-4)	3465	2:10
* Mar 16, 2025	at #25 Alabama	w 4-3	7	24-5-0	5-1-0	R. Chaffin (W 14-1)	3551	2:22
Mar 19, 2025	at UAB	w 8-4	7	25-5-0	5-1-0	D. Everett (W 5-0)	343	2h 3
Mar 21, 2025	at Northwestern	w 14-0	5	26-5-0	5-1-0	R. Chaffin (W 15-1)	271	2:05
Mar 22, 2025	at Northwestern-1	L 2-4	7	26-6-0	5-1-0	R. Chaffin (L 15-2)	291	2:16
Mar 22, 2025	at Northwestern-2	w 12-2	5	27-6-0	5-1-0	D. Everett (W 6-0)	374	1:59
Mar 26, 2025	at Southern Miss	w 9-1	5	28-6-0	5-1-0	D. Everett (W 7-0)	1083	2:01

* = Conference game

1 = NFCA Leadoff Classic (Clearwater, Fla.)

2 = The Snowman: Alex Wilcox Memorial (Starkville, Miss.)

3 = Rocket City Softball Showcase (Huntsville, Ala.)

4 = Bulldog Invitational (Starkville, Miss.)

() extra inning game

WINNING PLAY LOG

DATE	GM	RECORD	OPPONENT	FINAL	BATTER	INNING	OUTS	SCORE AT TIME	PLAY	WINNING RUN
Feb. 7	1	1-0	vs. Texas Tech	W, 3-1 (8)	Bernardini	8	1	1-0	Sacrifice fly to RF	Ki. Sells
Feb. 7	2	1-1	vs. Duke	L, 0-8 (5)	--	--	--	--	--	--
Feb. 8	3	2-1	vs. Bethune-Cookman	W, 3-2	Ki. Sells	7	2	2-2	Single through the left side	Sacco
Feb. 8	4	3-1	vs. Penn State	W, 6-1	Edwards	1	2	1-0	Two-run double to LF	Ki. Sells
Feb. 9	5	4-1	vs. Nebraska	W, 3-0	Sacco	2	2	0-0	Three-run double to LF	Grassel
Feb. 13	6	5-1	Southern Illinois	W, 10-3	Blaine	2	2	3-3	Single up the middle	Sacco
Feb. 14	7	6-1	North Texas	W, 14-5 (5)	Sosa	2	2	4-0	Two-run single to CF	Ki. Sells
Feb. 14	8	7-1	Bradley	W, 5-3	Ki. Sells	4	1	3-3	Two-run home run to LF	Sacco
Feb. 15	9	8-1	Bradley	W, 12-3 (5)	Hull	1	2	3-0	Two-run single to LF	Bernardini
Feb. 16	10	9-1	Georgia Tech	W, 11-3 (5)	Bernardini	3	0	3-2	Fielder's choice to SS	Ki. Sells
Feb. 18	11	10-1	Samford	W, 6-1	Hull	2	1	0-0	Two-run single to LC	Bernardini
Feb. 22	12	11-1	vs. Louisiana Tech	W, 10-1 (5)	Stiles	2	1	1-0	RBI walk	Bernardini
Feb. 23	13	12-1	vs. North Alabama	W, 6-2	Barbary	5	1	2-2	Error by 2B, runner from second scores	Sacco
Feb. 23	14	12-2	vs. Jacksonville State	L, 0-3	--	--	--	--	--	--
Feb. 23	15	13-2	vs. Miami (Ohio)	W, 11-7	Hull	2	2	7-6	Error by 2B, runner from second scores	Edwards
Feb. 26	16	14-2	UAB	W, 11-1 (5)	Stiles	2	2	0-0	Three-run home run to LF	Edwards
Feb. 28	17	15-2	Alabama State	W, 17-2 (5)	Stiles	2	2	2-2	Double to CF	Wesolowski
Feb. 28	18	16-2	New Mexico	W, 6-1	Ki. Sells	3	1	0-0	Two-run homer down the LF line	Sacco
Mar. 1	19	17-2	Northwestern State	W, 3-2	Edwards	6	0	2-0	Solo homer to LC	Edwards
Mar. 1	20	18-2	New Mexico	W, 10-4	Bernardini	1	1	4-0	Double to LC	Sosa
Mar. 2	21	18-3	Northwestern State	L, 0-5	--	--	--	--	--	--
Mar. 5	22	19-3	Louisiana	W, 14-1 (5)	Sosa	1	0	1-0	Three-run homer to RC	Barbary
Mar. 8	23	20-3	Auburn*	W, 5-4	N/A	5	2	4-3	Error by C, runner from third scores	Blaine
Mar. 9	24	21-3	Auburn*	W, 9-4	Sosa	3	1	3-0	Two-run homer to LC	Sosa
Mar. 10	25	22-3	Auburn*	W, 7-4	Barbary	4	0	3-4	Grand slam to LF	Hull
Mar. 12	26	22-4	Middle Tennessee	L, 2-3	--	--	--	--	--	--
Mar. 14	27	23-4	at Alabama*	W, 9-1 (6)	Sacco	2	2	1-0	Double to LC	Stiles
Mar. 15	28	23-5	at Alabama*	L, 4-7	--	--	--	--	--	--
Mar. 16	29	24-5	at Alabama*	W, 4-3	Barbary	6	2	3-3	Single to LF	Grassel
Mar. 19	30	25-5	at UAB	W, 8-4	Hull	1	1	3-0	Error by SS, runners from second and third score	Sosa
Mar. 21	31	26-5	at Northwestern	W, 14-0 (5)	Blaine	1	0	0-0	Single to LF	Sacco
Mar. 22	32	26-6	at Northwestern	L, 2-4	--	--	--	--	--	--
Mar. 22	33	27-6	at Northwestern	W, 12-2 (5)	Stiles	4	1	2-0	Triple to RF	Hull
Mar. 26	34	28-6	at Southern Miss	W, 9-1 (5)	Barbary	1	0	0-0	Two-run home run to LC	Barbary
Mar. 28	35		Texas*							
Mar. 29	36		Texas*							
Mar. 30	37		Texas*							
Apr. 1	38		Central Arkansas							
Apr. 4	39		at Tennessee*							
Apr. 5	40		at Tennessee*							
Apr. 6	41		at Tennessee*							
Apr. 11	42		Missouri*							
Apr. 12	43		Missouri*							
Apr. 13	44		Missouri*							
Apr. 18	45		vs. Oklahoma*							
Apr. 19	46		at Oklahoma*							
Apr. 20	47		at Oklahoma*							
Apr. 25	48		at Kentucky*							
Apr. 26	49		at Kentucky*							
Apr. 27	50		at Kentucky*							
May 1	51		Ole Miss*							
May 2	52		Ole Miss*							
May 3	53		Ole Miss*							

GAME-WINNING RBI: Stiles (4), Barbary (3), Bernardini (3), Hull (3), Ki. Sells (3), Sosa (3), No RBI (3), Blaine (2), Edwards (2), Sacco (2)

GAME-WINNING RUN: Sacco (6), Ki. Sells (4), Bernardini (3), Sosa (3), Edwards (3), Barbary (2), Grassel (2), Hull (2), Blaine (1), Stiles (1), Wesolowski (1)

BOLD denotes walk-off winning play (run-rule games not included)

GAME-CHANGING PLAY LOG

*Data courtesy of 643 Charts

DATE	OPPONENT	SCORE	INNING	OUTS	BASES	WIN% PRIOR	WIN% AFTER	CHANGE	PLAY	FINAL
Feb. 7	vs. Texas Tech	0-0	8	1	2nd	50.97	79.50	28.53	Ki. Sells RBI single through the right side	W, 3-1 (8)
Feb. 7	vs. Duke	0-0	1	0	1st & 2nd	23.41	31.66	8.25	(Def.) Hull catches foul out to first base	L, 0-8 (5)
Feb. 8	vs. Bethune-Cookman	1-2	7	2	2nd	31.39	73.18	41.79	Sacco RBI single to CF	W, 3-2
Feb. 8	vs. Penn State	1-0	1	2	1st & 3rd	55.44	78.01	22.57	Edwards two-run double to LF	W, 6-1
Feb. 9	vs. Nebraska	0-0	2	2	Loaded	63.03	88.95	25.92	Sacco three-run double to LF	W, 3-0
Feb. 13	Southern Illinois	3-3	2	2	1st & 2nd	63.21	79.75	16.54	Blaine RBI single up the middle	W, 10-3
Feb. 14	North Texas	0-0	1	1	2nd	69.65	82.12	12.47	Ki. Sells RBI double to LF	W, 14-5 (5)
Feb. 14	Bradley	3-3	4	1	2nd	66.72	87.31	20.59	Ki. Sells two-run homer to LF	W, 5-3
Feb. 15	Bradley	1-0	1	2	3rd	81.87	91.90	10.03	Sosa two-run homer to RC	W, 12-3 (5)
Feb. 16	Georgia Tech	0-0	1	2	2nd	61.79	75.60	13.81	Blaine RBI double to LC	W, 11-3 (5)
Feb. 18	Samford	0-0	2	1	3nd & 3rd	75.27	87.99	12.72	Hull two-run single to LC	W, 6-1
Feb. 22	vs. Louisiana Tech	0-0	1	0	Empty	70.12	85.64	15.52	Sacco solo homer to RC	W, 10-1 (5)
Feb. 22	vs. North Alabama	2-2	5	1	2nd	67.25	81.99	14.74	Barbary reached on error; Sacco scored from second	W, 6-2
Feb. 23	vs. Jacksonville State	0-3	7	0	1st	10.72	21.01	10.29	Barbary single to LF	L, 0-3
Feb. 23	vs. Miami (Ohio)	4-6	2	2	1st & 2nd	38.55	77.20	38.65	Ki. Sells three-run homer down LF line	W, 11-7
Feb. 26	UAB	0-0	2	2	1st & 2nd	68.18	94.07	25.89	Stiles three-run homer to LF	W, 11-1 (5)
Feb. 28	Alabama State	0-0	1	1	Empty	76.47	92.54	16.03	Barbary solo homer to CF	W, 17-2 (5)
Feb. 28	New Mexico	0-0	3	1	1st	69.10	90.86	21.76	Ki. Sells two-run homer down LF line	W, 6-1
Mar. 1	Northwestern State	0-0	1	2	1st	78.09	99.99	21.81	Sosa two-run homer to RF	W, 3-2
Mar. 1	New Mexico	0-0	1	1	Loaded	52.47	75.70	23.23	(Def.) Barbary starts 5-3 double play	W, 10-4
Mar. 2	Northwestern State	0-0	1	0	Empty	87.24	98.37	11.13	Sacco double to LF	L, 0-5
Mar. 5	Louisiana	0-0	1	0	1st & 2nd	80.98	90.77	9.79	Ki. Sells RBI double to RC	W, 14-1 (5)
Mar. 8	Auburn*	2-3	5	2	3rd	39.03	55.97	16.94	Bernardini reached on error; Ki. Sells scored	W, 5-4
Mar. 9	Auburn*	0-0	1	1	1st & 2nd	50.56	66.18	15.62	(Def.) Edwards starts 6-4-3 double play	W, 9-4
Mar. 10	Auburn*	0-4	4	0	Loaded	32.89	58.54	25.65	Stiles two-RBI single to CF, third runs scores on error	W, 7-4
Mar. 12	Middle Tennessee	0-0	2	2	1st	71.88	91.27	19.39	Bernardini RBI double down 3B line, advance on throw	L, 2-3
Mar. 14	at Alabama*	1-0	2	2	1st	59.83	73.85	14.02	Sacco RBI double to LC	W, 9-1 (5)
Mar. 15	at Alabama*	1-3	4	2	1st & 2nd	18.14	44.36	26.22	Stiles two-RBI double to RC	L, 4-7
Mar. 16	at Alabama*	3-3	6	2	1st & 2nd	45.44	73.46	28.02	Barbary RBI single to LF	W, 4-3
Mar. 19	at UAB	0-0	1	0	Empty	61.62	83.24	21.62	Sacco tripled down the LF line	W, 8-4
Mar. 21	at Northwestern	4-0	3	0	1st & 2nd	77.78	94.65	16.87	(Def.) Edwards starts 6-4 double play	W, 14-0 (5)
Mar. 22	at Northwestern	0-0	1	1	1st & 2nd	42.49	48.70	6.21	(Def.) Bernardini catches fly out to LF	L, 2-4
Mar. 22	at Northwestern	0-0	1	1	1st & 2nd	61.82	75.51	13.69	Edwards RBI single to RF	W, 12-2 (5)
Mar. 26	at Southern Miss	0-0	1	0	1st	64.82	89.69	24.67	Barbary two-run homer to to LC	W, 9-1 (5)
Mar. 28	Texas*									
Mar. 29	Texas*									
Mar. 30	Texas*									
Apr. 1	Central Arkansas									
Apr. 4	at Tennessee*									
Apr. 5	at Tennessee*									
Apr. 6	at Tennessee*									
Apr. 11	Missouri*									
Apr. 12	Missouri*									
Apr. 13	Missouri*									
Apr. 18	vs. Oklahoma*									
Apr. 19	at Oklahoma*									
Apr. 20	at Oklahoma*									
Apr. 25	at Kentucky*									
Apr. 26	at Kentucky*									
Apr. 27	at Kentucky*									
May 1	Ole Miss*									
May 2	Ole Miss*									
May 3	Ole Miss*									

OFFENSIVE GAME-CHANGING PLAYS:

DEFENSIVE GAME-CHANGING PLAYS:

Sacco (6), Ki. Sells (6), Barbary (5), Stiles (3), Bernardini (2), Blaine (2), Edwards (2), Sosa (2), Hull (1)
Edwards (2), Barbary (1), Bernardini (1), Hull (1)

STATE'S LARGEST GAME CHANGING PLAYS OF THE SEASON

DATE	OPPONENT	SCORE	INNING	OUTS	BASES	WIN% PRIOR	WIN% AFTER	CHANGE	PLAY	FINAL
Feb. 8	vs. Bethune-Cookman	1-2	7	2	2nd	31.39	73.18	41.79	Sacco RBI single to CF	W, 3-2
Feb. 23	vs. Miami (Ohio)	4-6	2	2	1st & 2nd	38.55	77.20	38.65	Ki. Sells three-run homer down LF line	W, 11-7
Feb. 8	vs. Bethune-Cookman	2-2	7	2	3rd	66.92	100.00	33.08	Ki. Sells RBI single through the left side	W, 3-2
Feb. 7	vs. Texas Tech	0-0	2	1	Empty	56.86	74.29	28.53	Ki. Sells RBI single through the right side	W, 3-1 (8)
Mar. 16	at Alabama*	3-3	6	2	1st & 2nd	45.44	73.46	28.02	Barbary RBI single to LF	W, 4-3
Mar. 15	at Alabama*	1-3	4	2	1st & 2nd	18.14	44.36	26.22	Stiles two-RBI double to RC	L, 4-7
Feb. 9	vs. Nebraska	0-0	2	2	Loaded	63.03	88.95	25.92	Sacco three-run double to LF	W, 3-0
Feb. 26	UAB	0-0	2	2	1st & 2nd	68.18	94.07	25.89	Stiles three-run homer to LF	W, 11-1 (5)

GAME-BY-GAME STARTERS (BATTING ORDER)

DATE	NO.	RECORD	OPPONENT	1	2	3	4	5	6	7	8	9
Feb. 7	1	1-0	vs. Texas Tech	Sacco	Barbary	Wesolowski	Blaine	Edwards	Stiles	Ki. Sells	Hull	Bernardini
Feb. 7	2	0-1	vs. Duke	Sacco	Barbary	Sosa	Blaine	Edwards	Ki. Sells	Stiles	Hull	Bernardini
Feb. 8	3	1-0	vs. Bethune-Cookman	Sacco	Barbary	Ki. Sells	Sosa	Blaine	Edwards	Hull	Bernardini	Romero
Feb. 8	4	1-0	vs. Penn State	Sacco	Barbary	Ki. Sells	Sosa	Blaine	Edwards	Hull	Bernardini	Stiles
Feb. 9	4	2-0	vs. Nebraska	Sacco	Barbary	Ki. Sells	Sosa	Blaine	Edwards	Hull	Bernardini	Stiles
Feb. 13	5	1-0	Southern Illinois	Sacco	Barbary	Ki. Sells	Blaine	Sosa	Edwards	Hull	Bernardini	Stiles
Feb. 14	6	1-0	North Texas	Sacco	Barbary	Ki. Sells	Blaine	Sosa	Edwards	Bernardini	Hull	Stiles
Feb. 14	7	1-0	Bradley	Sacco	Barbary	Ki. Sells	Blaine	Sosa	Edwards	Bernardini	Hull	Romero
Feb. 15	8	1-0	Bradley	Sacco	Barbary	Ki. Sells	Blaine	Sosa	Bernardini	Ernstes	Hull	Edwards
Feb. 16	9	1-0	Georgia Tech	Sacco	Barbary	Ki. Sells	Blaine	Sosa	Bernardini	Edwards	Hull	Stiles
Feb. 18	10	1-0	Samford	Sacco	Barbary	Ki. Sells	Sosa	Blaine	Bernardini	Edwards	Hull	Stiles
Feb. 22	10	2-0	vs. Louisiana Tech	Sacco	Barbary	Ki. Sells	Sosa	Blaine	Bernardini	Edwards	Hull	Stiles
Feb. 20	11	1-0	vs. North Alabama	Sacco	Barbary	Ki. Sells	Sosa	Blaine	Bernardini	Edwards	Hull	Romero
Feb. 21	12	0-1	vs. Jacksonville State	Sacco	Ki. Sells	Bernardini	Sosa	Blaine	Ernstes	Edwards	Hull	Stiles
Feb. 23	13	1-0	vs. Miami (Ohio)	Sacco	Barbary	Bernardini	Sosa	Blaine	Ki. Sells	Edwards	Hull	Stiles
Feb. 26	10	3-0	UAB	Sacco	Barbary	Ki. Sells	Sosa	Blaine	Bernardini	Edwards	Hull	Stiles
Feb. 28	14	1-0	Alabama State	Sacco	Barbary	Ki. Sells	Sosa	Blaine	Wesolowski	Edwards	Hull	Stiles
Feb. 28	10	4-0	New Mexico	Sacco	Barbary	Ki. Sells	Sosa	Blaine	Bernardini	Edwards	Hull	Stiles
Mar. 1	15	1-0	Northwestern State	Sacco	Barbary	Ki. Sells	Sosa	Bernardini	Edwards	Wesolowski	Hull	Stiles
Mar. 1	16	1-0	New Mexico	Sacco	Barbary	Ki. Sells	Sosa	Edwards	Bernardini	Blaine	Hull	Romero
Mar. 2	17	0-1	Northwestern State	Sacco	Barbary	Ki. Sells	Sosa	Edwards	Bernardini	Wesolowski	Hull	Stiles
Mar. 5	16	2-0	Louisiana	Sacco	Barbary	Ki. Sells	Sosa	Edwards	Bernardini	Blaine	Hull	Romero
Mar. 8	16	3-0	Auburn*	Sacco	Barbary	Ki. Sells	Sosa	Edwards	Bernardini	Blaine	Hull	Romero
Mar. 9	18	1-0	Auburn*	Sacco	Barbary	Ki. Sells	Sosa	Edwards	Bernardini	Blaine	Stiles	Hull
Mar. 10	18	2-0	Auburn*	Sacco	Barbary	Ki. Sells	Sosa	Edwards	Bernardini	Blaine	Stiles	Hull
Mar. 12	19	0-1	Middle Tennessee	Sacco	Barbary	Ki. Sells	Sosa	Edwards	Blaine	Bernardini	Hull	Stiles
Mar. 14	20	1-0	at Alabama*	Sacco	Barbary	Ki. Sells	Blaine	Edwards	Sosa	Bernardini	Hull	Stiles
Mar. 14	20	1-1	at Alabama*	Sacco	Barbary	Ki. Sells	Blaine	Edwards	Sosa	Bernardini	Hull	Stiles
Mar. 16	21	1-0	at Alabama*	Sacco	Barbary	Blaine	Edwards	Ki. Sells	Ernstes	Bernardini	Hull	Stiles
Mar. 19	22	1-0	at UAB	Sacco	Barbary	Blaine	Edwards	Ki. Sells	Sosa	Bernardini	Hull	Stiles
Mar. 21	22	2-0	at Northwestern	Sacco	Barbary	Blaine	Edwards	Ki. Sells	Sosa	Bernardini	Hull	Stiles
Mar. 22	21	1-1	at Northwestern	Sacco	Barbary	Blaine	Edwards	Ki. Sells	Ernstes	Bernardini	Hull	Stiles
Mar. 22	23	1-0	at Northwestern	Sacco	Barbary	Blaine	Edwards	Ki. Sells	Bernardini	Wesolowski	Hull	Stiles
Mar. 26	24	1-0	at Southern Miss	Sacco	Barbary	Blaine	Edwards	Ki. Sells	Bernardini	Sosa	Hull	Stiles
Mar. 28			Texas*									
Mar. 29			Texas*									
Mar. 30			Texas*									
Apr. 1			Central Arkansas									
Apr. 4			at Tennessee*									
Apr. 5			at Tennessee*									
Apr. 6			at Tennessee*									
Apr. 11			Missouri*									
Apr. 12			Missouri*									
Apr. 13			Missouri*									
Apr. 18			vs. Oklahoma*									
Apr. 19			at Oklahoma*									
Apr. 20			at Oklahoma*									
Apr. 25			at Kentucky*									
Apr. 26			at Kentucky*									
Apr. 27			at Kentucky*									
May 1			Ole Miss*									
May 2			Ole Miss*									
May 3			Ole Miss*									

LEADOFF: Sacco (34)
2ND: Barbary (33), Ki. Sells (1)
3RD: Ki. Sells (24), Blaine (6), Bernardini (2), Sosa (1), Wesolowski (1)
CLEANUP: Sosa (19), Blaine (9), Edwards (6)
5TH: Blaine (11), Edwards (11), Ki. Sells (6), Sosa (5), Bernardini (1)
6TH: Bernardini (15), Edwards (7), Sosa (4), Ki. Sells (2), Ernstes (3), Blaine (1), Stiles (1), Wesolowski (1)
7TH: Bernardini (9), Edwards (9), Blaine (5), Hull (4), Wesolowski (3), Ernstes (1), Stiles (1), Ki. Sells (1), Sosa (1)
8TH: Hull (28), Bernardini (4), Stiles (2)
9TH: Stiles (23), Romero (6), Bernardini (2), Hull (2), Edwards (1)

GAME-BY-GAME STARTERS (DEFENSIVE POSITIONS)

DATE	NO.	RECORD	OPPONENT	C	1B	2B	3B	SS	LF	CF	RF	DP
Feb. 7	1	1-0	vs. Texas Tech	Wesolowski	Hull	Stiles	Barbary	Edwards	Bernardini	Sacco	Ki. Sells	Blaine
Feb. 7	2	0-1	vs. Duke	Blaine	Hull	Stiles	Barbary	Edwards	Bernardini	Sacco	Ki. Sells	Sosa
Feb. 8	3	1-0	vs. Bethune-Cookman	Blaine	Hull	Romero	Barbary	Edwards	Bernardini	Sacco	Ki. Sells	Sosa
Feb. 8	2	1-1	vs. Penn State	Blaine	Hull	Stiles	Barbary	Edwards	Bernardini	Sacco	Ki. Sells	Sosa
Feb. 9	2	2-1	vs. Nebraska	Blaine	Hull	Stiles	Barbary	Edwards	Bernardini	Sacco	Ki. Sells	Sosa
Feb. 13	2	3-1	Southern Illinois	Blaine	Hull	Stiles	Barbary	Edwards	Bernardini	Sacco	Ki. Sells	Sosa
Feb. 14	2	4-1	North Texas	Blaine	Hull	Stiles	Barbary	Edwards	Bernardini	Sacco	Ki. Sells	Sosa
Feb. 14	3	2-0	Bradley	Blaine	Hull	Romero	Barbary	Edwards	Bernardini	Sacco	Ki. Sells	Sosa
Feb. 15	4	1-0	Bradley	Blaine	Hull	Romero	Barbary	Edwards	Bernardini	Sacco	Ki. Sells	Ernstes
Feb. 16	2	5-1	Georgia Tech	Blaine	Hull	Stiles	Barbary	Edwards	Bernardini	Sacco	Ki. Sells	Sosa
Feb. 18	2	6-1	Samford	Blaine	Hull	Stiles	Barbary	Edwards	Bernardini	Sacco	Ki. Sells	Sosa
Feb. 22	2	7-1	vs. Louisiana Tech	Blaine	Hull	Stiles	Barbary	Edwards	Bernardini	Sacco	Ki. Sells	Sosa
Feb. 20	3	3-0	vs. North Alabama	Blaine	Hull	Romero	Barbary	Edwards	Bernardini	Sacco	Ki. Sells	Sosa
Feb. 21	5	0-1	vs. Jacksonville State	Blaine	Hull	Stiles	Ernstes	Edwards	Bernardini	Sacco	Ki. Sells	Sosa
Feb. 23	2	8-1	vs. Miami (Ohio)	Blaine	Hull	Stiles	Barbary	Edwards	Bernardini	Sacco	Ki. Sells	Sosa
Feb. 26	2	9-1	UAB	Blaine	Hull	Stiles	Barbary	Edwards	Bernardini	Sacco	Ki. Sells	Sosa
Feb. 28	6	1-0	Alabama State	Blaine	Hull	Stiles	Barbary	Edwards	Ka. Sells	Sacco	Ki. Sells	Wesolowski
Feb. 28	2	10-1	New Mexico	Blaine	Hull	Stiles	Barbary	Edwards	Bernardini	Sacco	Ki. Sells	Sosa
Mar. 1	7	1-0	Northwestern State	Wesolowski	Hull	Stiles	Barbary	Edwards	Bernardini	Sacco	Ki. Sells	Sosa
Mar. 1	3	4-0	New Mexico	Blaine	Hull	Romero	Barbary	Edwards	Bernardini	Sacco	Ki. Sells	Sosa
Mar. 2	7	1-1	Northwestern State	Wesolowski	Hull	Stiles	Barbary	Edwards	Bernardini	Sacco	Ki. Sells	Sosa
Mar. 5	3	5-0	Louisiana	Blaine	Hull	Romero	Barbary	Edwards	Bernardini	Sacco	Ki. Sells	Sosa
Mar. 8	3	6-0	Auburn*	Blaine	Hull	Romero	Barbary	Edwards	Bernardini	Sacco	Ki. Sells	Sosa
Mar. 9	2	11-1	Auburn*	Blaine	Hull	Stiles	Barbary	Edwards	Bernardini	Sacco	Ki. Sells	Sosa
Mar. 10	8	1-0	Auburn*	Blaine	Hull	Stiles	Barbary	Edwards	Bernardini	Sacco	Ki. Sells	--
Mar. 12	2	11-2	Middle Tennessee	Blaine	Hull	Stiles	Barbary	Edwards	Bernardini	Sacco	Ki. Sells	Sosa
Mar. 14	2	12-2	at Alabama*	Blaine	Hull	Stiles	Barbary	Edwards	Bernardini	Sacco	Ki. Sells	Sosa
Mar. 14	2	12-3	at Alabama*	Blaine	Hull	Stiles	Barbary	Edwards	Bernardini	Sacco	Ki. Sells	Sosa
Mar. 16	9	1-0	at Alabama*	Blaine	Hull	Stiles	Barbary	Edwards	Bernardini	Sacco	Ki. Sells	Ernstes
Mar. 19	2	13-3	at UAB	Blaine	Hull	Stiles	Barbary	Edwards	Bernardini	Sacco	Ki. Sells	Sosa
Mar. 21	2	14-3	at Northwestern	Blaine	Hull	Stiles	Barbary	Edwards	Bernardini	Sacco	Ki. Sells	Sosa
Mar. 22	9	1-1	at Northwestern	Blaine	Hull	Stiles	Barbary	Edwards	Bernardini	Sacco	Ki. Sells	Ernstes
Mar. 22	1	2-0	at Northwestern	Wesolowski	Hull	Stiles	Barbary	Edwards	Bernardini	Sacco	Ki. Sells	Blaine
Mar. 26	2	15-3	at Southern Miss	Blaine	Hull	Stiles	Barbary	Edwards	Bernardini	Sacco	Ki. Sells	Sosa
Mar. 28			Texas*									
Mar. 29			Texas*									
Mar. 30			Texas*									
Apr. 1			Central Arkansas									
Apr. 4			at Tennessee*									
Apr. 5			at Tennessee*									
Apr. 6			at Tennessee*									
Apr. 11			Missouri*									
Apr. 12			Missouri*									
Apr. 13			Missouri*									
Apr. 18			vs. Oklahoma*									
Apr. 19			at Oklahoma*									
Apr. 20			at Oklahoma*									
Apr. 25			at Kentucky*									
Apr. 26			at Kentucky*									
Apr. 27			at Kentucky*									
May 1			Ole Miss*									
May 2			Ole Miss*									
May 3			Ole Miss*									

P: Chaffin (15), Marron (7), Everett (8), Sosa (3), Phillips (1)
C: Blaine (30), Wesolowski (4)
1B: Hull (34)
2B: Stiles (27), Romero (7)
3B: Barbary (33), Ernstes (1)
SS: Edwards (34)
LF: Bernardini (33), Ka. Sells (1)
CF: Sacco (34)
RF: Ki. Sells (34)
DP*: Sosa (27), Ernstes (3), Blaine (2), Wesolowski (1)

*MSU started nine against Auburn on March 10

THE LAST TIME IT HAPPENED

MISSISSIPPI STATE

TEAM OFFENSE

Had 10+ hits	12 at Southern Miss	Mar. 26, 2025
Had 15+ hits	17 vs. Louisiana	Mar. 5, 2025
Scored 5+ runs	9 at Southern Miss	Mar. 26, 2025
Scored 10+ runs	12 at Northwestern (G2)	Mar. 22, 2025
Scored 15+ runs	17 vs. Alabama State	Feb. 28, 2025
Hit 2+ home runs	2 at Northwestern (G1)	Mar. 22, 2025
Hit 3+ home runs	3 at Alabama (G1)	Mar. 14, 2025
Stole 4+ bases	4 vs. Bradley	Feb. 14, 2025
Left 10 runners on base	10 at UAB	Mar. 19, 2025

INDIVIDUAL OFFENSE

Had 3+ hits	Sierra Sacco (3)	at Northwestern (G2), Mar. 22, 2025
Had 4+ hits	Nadia Barbary (4)	at Northwestern, Mar. 21, 2025
Hit for the cycle	Never	
Scored 3+ runs	Nadia Barbary (3)	at Northwestern (G2), Mar. 22, 2025
	Sierra Sacco (3)	
Scored 4+ runs	Sierra Sacco (4)	at Northwestern, Mar. 21, 2025
Drove in 3+ RBIs	Morgan Bernardini (4)	at Southern Miss, Mar. 26, 2025
Drove in 4+ RBIs	Morgan Bernardini (4)	at Southern Miss, Mar. 26, 2025
Drove in 5+ RBIs	Sierra Sacco (5)	vs. Louisiana Tech, Feb. 22, 2025
Drove in 6+ RBIs	Madisyn Kennedy (7)	vs. ULM, Mar. 13, 2024
Hit 2+ doubles	Sierra Sacco (2)	vs. Northwestern State, Mar. 1, 2025
Hit a triple	Riley Hull	at Northwestern (G2), Mar. 22, 2025
	Morgan Stiles	
Hit 2+ triples	Kat Moore (2)	vs. Tennessee, Apr. 5, 2018
Hit 2+ home runs	Nadia Barbary (2)	vs. New Mexico, Mar. 1, 2025
Hit a walk-off, game-winning HR	Chloe Malau'ulu	vs. Murray State, Mar. 5, 2023
Hit a grand slam	Kiarra Sells	at Northwestern (G2), Mar. 22, 2025
Led off 1st inn. with HR	Sierra Sacco	vs. Louisiana Tech, Feb. 22, 2025
Stole 3+ bases	Sierra Sacco (3)	vs. Tennessee, Apr. 12, 2024
Stole home	Kylee Edwards (3rd inn.)	vs. Louisiana Tech, Feb. 22, 2025
Drew 3+ walks	Sierra Sacco (3)	vs. North Alabama, Feb. 22, 2025
Drew 4+ walks	Katie Cooley (4)	vs. LSU, Mar. 30, 2005

TEAM PITCHING

Threw a no-hitter	at Ole Miss	Mar. 9, 2024
Threw a shutout	vs. Nebraska	Feb. 9, 2025
Recorded 10+ strikeouts	11 vs. Auburn	Mar. 8, 2025
Recorded 15+ strikeouts	15 at North Alabama (G1)	Apr. 3, 2021

INDIVIDUAL PITCHING

Threw a no-hitter	Aspen Wesley	at Ole Miss, Mar. 9, 2024
Threw a shutout	Raelin Chaffin	vs. Nebraska, Feb. 9, 2025
Recorded 10+ strikeouts	Raelin Chaffin (11)	vs. Auburn, Mar. 8, 2025
Recorded 15+ strikeouts	Annie Willis (19)	vs. Mississippi Valley State, Mar. 6, 2020
Gave up 10+ hits	Josey Marron (10)	vs. Tennessee, Apr. 14, 2024
Walked 5+ batters	Raelin Chaffin (7)	vs. Auburn, Mar. 8, 2025
Struck out the side	Raelin Chaffin	vs. Auburn (5th inn.), Mar. 10, 2025

TEAM DEFENSE

Did not commit an error	at Southern Miss	Mar. 26, 2025
Committed 2+ errors	3 at Northwestern (G1)	Mar. 22, 2025
Committed 4+ errors	4 at Auburn	May 6, 2023
Turned a double play	at Northwestern	Mar. 21, 2025
Turned a triple play	vs. Auburn	May 4, 1997
Threw a runner out at the plate	vs. Auburn (Top 3, 1-3)	Mar. 8, 2025

INDIVIDUAL DEFENSE

Recorded 10+ putouts	Jessie Blaine (10)	vs. Auburn, Mar. 8, 2025
Recorded 15+ putouts	Mia Davidson (15)	at North Alabama (G1), Apr. 3, 2021
Recorded 5+ assists	Kylee Edwards (5)	vs. Northwestern State, Mar. 2, 2025
Committed 2+ errors	Morgan Stiles (2)	at Northwestern (G1), Mar. 22, 2025

MISCELLANEOUS

Won in extra innings	5-4 (9 inn.) at Auburn	May 6, 2023
Won by 8-run rule	9-1 (5 inn.) at Southern Miss	Mar. 26, 2025
Scored 8+ runs in an inning	10 (4th inn.) at Northwestern	Mar. 21, 2025
Had 7+ hits in an inning	9 (4th inn.) at Northwestern	Mar. 21, 2025
Hit back-to-back home runs	1st inning vs. New Mexico	Mar. 1, 2025
Drew 4+ walks in an inning	5 (4th inn.) vs. Alabama State	Feb. 28, 2024

OPPONENT

TEAM OFFENSE

Had 10+ hits	10 at UAB	Mar. 19, 2025
Had 15+ hits	15 at LSU	Apr. 22, 2023
Scored 5+ runs	7 at Alabama (G2)	Mar. 14, 2025
Scored 10+ runs	12 vs. Florida	Mar. 28, 2024
Scored 15+ runs	21 vs. Ole Miss	Apr. 19, 2019
Hit 2+ home runs	3 vs. Tennessee	Apr. 14, 2024
Hit 3+ home runs	3 vs. Tennessee	Apr. 14, 2024
Stole 4+ bases	5 at Auburn	May 5, 2023
Left 10 runners on base	11 at Alabama (G1)	Mar. 14, 2025

INDIVIDUAL OFFENSE

Had 3+ hits	Bella Wiggins (3)	at UAB, Mar. 19, 2025
Had 4+ hits	Denver Bryan (4)	vs. South Carolina, May 8, 2024
Hit for the cycle	Never	
Scored 3+ runs	D'Auna Jennings (3)	vs. Duke, Feb. 7, 2025
Scored 4+ runs	Koko Wooley (4)	vs. Texas A&M (G2), Mar. 16, 2024
Drove in 3+ RBIs	Izzy Cunnea (3)	at Northwestern (G1), Mar. 22, 2025
Drove in 4+ RBIs	Colby McClinton (4)	vs. Cal State Fullerton, May 18, 2024
Drove in 5+ RBIs	Jocelyn Erickson (5)	vs. Florida, Mar. 29, 2024
Drove in 6+ RBIs	Emma Broadfoot (7)	at North Alabama (G1), Apr. 3, 2021
Hit 2+ doubles	Jade Berry (2)	at Stanford, May 18, 2024
Hit a triple	Izzy Cunnea	at Northwestern (G1), Mar. 22, 2025

Hit 2+ triples	Rachel Anderson (2)	vs. SE Missouri, Mar. 8, 2020
Hit 2+ home runs	Zaida Puni (2)	vs. Tennessee, Apr. 14, 2024
Hit a walk-off, game-winning HR	Lexie Brady	at Ole Miss, Mar. 10, 2024
Hit a grand slam	Colby McClinton	vs. Cal State Fullerton, May 18, 2024
Led off 1st inn. with HR	Jayda Kearney	at Georgia, Mar. 25, 2023
Stole 3+ bases	Koko Wooley (3)	vs. Texas A&M (G2), Mar. 16, 2024
Stole home	Shelby Kunkel (1st inn.)	vs. Miami (Ohio), Feb. 23, 2025
Drew 3+ walks	Lair Beataue (3)	vs. Tennessee, May 12, 2022
Drew 4+ walks	Bailey Castro (4)	vs. Florida, Mar. 29, 2015

TEAM PITCHING

Threw a no-hitter	at Georgia	Mar. 25, 2023
Threw a shutout	vs. Northwestern State	Mar. 1, 2025
Recorded 10+ strikeouts	12 vs. Texas Tech	Feb. 7, 2025
Recorded 15+ strikeouts	16 at Alabama	Mar. 3, 2021

INDIVIDUAL PITCHING

Threw a no-hitter	Shelby Walters	at Georgia, Mar. 25, 2023
Threw a shutout	Brooklynn Stohler	vs. Northwestern State, Mar. 1, 2025
Recorded 10+ strikeouts	NiJaree Canady (12)	vs. Texas Tech, Feb. 7, 2025
Recorded 15+ strikeouts	Montana Fouts (16)	at Alabama, Mar. 3, 2021
Gave up 10+ hits	Morgan Leinstock (10)	at Arkansas, Mar. 22, 2024
Walked 5+ batters	Jocelyn Briski (5)	at Alabama (G2), Mar. 14, 2025
Struck out the side	NiJaree Canady	vs. Texas Tech (6th inn.), May 18, 2024

TEAM DEFENSE

Did not commit an error	at Northwestern (G1)	Mar. 22, 2025
Committed 2+ errors	3 at Southern Miss	Mar. 26, 2025
Committed 4+ errors	5 at Northwestern	Mar. 21, 2025
Turned a double play	at Alabama	Mar. 16, 2025
Turned a triple play	vs. Troy	Mar. 3, 2024
Threw a runner out at the plate	at Southern Miss (Top 3, 7-1)	Mar. 26, 2025

INDIVIDUAL DEFENSE

Recorded 10+ putouts	Kansas Robinson (11)	at Northwestern (G1), Mar. 22, 2025
Recorded 15+ putouts	Jen Cummings (16)	vs. South Carolina, Mar. 17, 2023
Recorded 5+ assists	Bridget Donahey (5)	at Northwestern (G1), Mar. 22, 2025
Committed 2+ errors	Kaylie Avisato (4)	at Northwestern, Mar. 21, 2025

MISCELLANEOUS

Won in extra innings	9-10 (8 inn.) at Ole Miss	Mar. 10, 2024
Won by 8-run rule	0-8 (5 inn.) vs. Duke	Feb. 7, 2025
Scored 8+ runs in an inning	9 (2nd inn.) vs. Oklahoma	Mar. 11, 2023
Had 7+ hits in an inning	9 (2nd inn.) vs. Oklahoma	Mar. 11, 2023
Hit back-to-back home runs	6th inning at LSU	Apr. 23, 2023
Drew 4+ walks in an inning	5 (1st inn.) vs. Southern Illinois	Feb. 13, 2025

LATEST MSU COMEBACK VICTORIES

2+ run deficit	Auburn	Mar. 10, 2025	Trailed 0-4 in Bottom 4th	Won, 7-4	Winning play: Nadia Barbary grand slam (MSU leads 7-4 in Bottom 4th)
3+ run deficit	Auburn	Mar. 10, 2025	Trailed 0-4 in Bottom 4th	Won, 7-4	Winning play: Nadia Barbary grand slam (MSU leads 7-4 in Bottom 4th)
4+ run deficit	Auburn	Mar. 10, 2025	Trailed 0-4 in Bottom 4th	Won, 7-4	Winning play: Nadia Barbary grand slam (MSU leads 7-4 in Bottom 4th)
5+ run deficit	vs. Miami (Ohio)	Feb. 23, 2025	Trailed 1-6 in Bottom 2nd	Won 11-7	Winning play: Error by 2B, runner scores from second (MSU leads 8-6 in Bottom 2nd)
6+ run deficit	Florida	Mar. 28, 2024	Trailed 6-12 in Bottom 6th	Won 13-12	Winning play: Paige Cook 2-run home run to center (MSU leads 13-12 in Bottom 6th)

RECORD WATCH

INDIVIDUAL CAREER

BATTING AVERAGE (MIN. 200 AB)

1.	.461	Chelsea Bramlett	2007-10
2.	.429	Kellie Wilkerson	1999-02
3.	.413	Sierra Sacco	2024-Pr.
4.	.390	Keri McCallun	1997-00
5.	.382	Iyhia McMichael	2001-04

SLUGGING PERCENTAGE (MIN. 200 AB)

1.	.775	Mia Davidson	2018-22
2.	.752	Fa Leilua	2019-21
3.	.713	Kellie Wilkerson	1999-02
4.	.661	Iyhia McMichael	2001-04
5.	.619	Sierra Sacco	2024-Pr.

ON-BASE PERCENTAGE (MIN. 200 AB)

1.	.544	Kellie Wilkerson	1999-02
2.	.541	Sierra Sacco	2024-Pr.
3.	.501	Chelsea Bramlett	2007-10
4.	.481	Iyhia McMichael	2001-04
5.	.470	Mia Davidson	2018-22
6.	.460	Jessie Blaine	2024-Pr.

OPS (MIN. 200 AB)

1.	1.257	Kellie Wilkerson	1999-02
2.	1.245	Mia Davidson	2018-22
3.	1.203	Fa Leilua	2019-21
4.	1.160	Sierra Sacco	2024-Pr.
5.	1.141	Iyhia McMichael	2001-04

STOLEN BASE PCT. (MIN. 25 ATT)

1.	.939	Heidi Shape (31-33)	2011-14
2.	.924	Chelsea Bramlett (207-224)	2007-10
3.	.924	Loryn Nichols (85-92)	2013-16
4.	.914	Sierra Sacco (32-35)	2024-Pr.

PUTOUTS

1.	1557	Mia Davidson	2018-22
7.	950	Chelsea Bramlett	2007-10
8.	877	Riley Hull	2022-Pr.

FIELDING PCT. (MIN. 300 CHANCES)

1.	.991	Lindsay Hunley	2005-08
2.	.989	Riley Hull	2022-Pr.
	.989	Morgan Bell	2015-18

RUNNERS PICKED OFF

1.	13	Mia Davidson	2018-22
2.	5	Jessie Blaine	2024-Pr.
	5	Sam Lenahan	2011-14
4.	4	Ella Wesolowski	2024-Pr.
	4	Jackie McKenna	2019-23
	4	Blair Hewett	2004-07

DOUBLE PLAYS BY A SHORTSTOP

1.	38	Courtney Bures	2005-08
T2.	22	Madisyn Kennedy	2020-24
	22	Kayla Winkfield	2013-16
4.	17	Kylee Edwards	2024-Pr.

INDIVIDUAL SEASON

BATTING AVERAGE (MIN. 50 AB)

1.	.536	Chelsea Bramlett	2010
2.	.510	Sierra Sacco	2025
3.	.486	Chelsea Bramlett	2009
4.	.475	Iyhia McMichael	2004
5.	.450	Chelsea Bramlett	2008

SLUGGING PERCENTAGE (MIN. 50 AB)

1.	.882	Mia Davidson	2019
2.	.854	Mia Davidson	2022
3.	.843	Sierra Sacco	2025
4.	.836	Iyhia McMichael	2004
5.	.801	Iyhia McMichael	2003

ON-BASE PERCENTAGE (MIN. 50 AB)

1.	.615	Sierra Sacco	2025
2.	.595	Iyhia McMichael	2004
3.	.571	Chelsea Bramlett	2010
4.	.555	Kellie Wilkerson	2001
5.	.553	Kellie Wilkerson	2001

OPS (MIN. 50 AB)

1.	1.458	Sierra Sacco	2025
2.	1.431	Iyhia McMichael	2004
3.	1.399	Mia Davidson	2022
4.	1.358	Mia Davidson	2019
5.	1.321	Kellie Wilkerson	2001

EARNED RUN AVERAGE (MIN. 50 IP)

1.	0.79	Kim Davis	1986
2.	0.80	Annie Willis	2020
3.	1.04	Cathy Pippins	1986
4.	1.07	Autumn Anderson	1998
5.	1.25	Kathleen Tindle	1986
6.	1.39	Raelin Chaffin	2025

STRIKEOUTS / 7 INNINGS (MIN. 50 IP)

1.	10.37	Annie Willis	2020
2.	8.85	Alison Owen	2014
3.	8.81	Alison Owen	2013
4.	8.76	Cassady Knudsen	2018
5.	8.63	Stephanie Becker	2013
6.	8.59	Emily Williams	2021
7.	8.55	Raelin Chaffin	2025

RUNNERS PICKED OFF

1.	6	Mia Davidson	2019
2.	5	Jessie Blaine	2025
3.	4	Mia Davidson	2022

BACK-TO-BACK HOME RUNS (SINCE 2015)

1.	4	Mia Davidson & Fa Leilua	2021
2.	3	Nadia Barbary & Kiarra Setts	2025

TEAM SEASON

BATTING AVERAGE

1.	.334	291-871	2025
1.	.326	238-731	2020
3.	.312	475-1522	2015

SLUGGING PERCENTAGE

1.	.577	871 AB	2025
2.	.538	731 AB	2020
3.	.495	1522 AB	2015

ON-BASE PERCENTAGE

1.	.426	871 AB	2025
2.	.411	1522 AB	2015
3.	.400	1343 AB	2024

OPS

1.	1.003	871 AB	2025
2.	.937	731 AB	2020
3.	.910	1522 AB	2015

STOLEN BASE PERCENTAGE

1.	.929	39-42	2025
2.	.906	29-32	2020
3.	.894	42-47	2019

HOME RUNS

1.	73	64 games (1.14 HR/GM)	2022
2.	72	58 games (1.24 HR/GM)	2019
3.	70	60 games (1.17 HR/GM)	2021
4.	55	61 games (0.90 HR/GM)	2018
5.	54	57 games (0.95 HR/GM)	2015
6.	51	59 games (0.86 HR/GM)	2013
7.	49	53 games (0.92 HR/GM)	2023
8.	47	34 games (1.38 HR/GM)	2025
	47	66 games (0.71 HR/GM)	2005
	47	54 games (0.87 HR/GM)	2024

BACK-TO-BACK HOME RUNS (SINCE 2015)

1.	7 times	2021
2.	5 times	2022
3.	3 times	2025
	3 times	2019

STRIKEOUTS / 7 INNINGS

1.	9.27	185.0 IP	2020
2.	8.60	381.0 IP	2013
3.	7.70	398.0 IP	2014
4.	7.51	388.2 IP	2021
5.	7.37	356.0 IP	2023
6.	7.20	404.1 IP	2018
7.	6.90	213.0 IP	2025

FIELDING PERCENTAGE

1.	.977	1106-333-34	2009
2.	.976	1194-334-38	2014
3.	.970	1237-523-55	2008
4.	.967	639-222-29	2025
	.967	555-142-24	2020

RUNNERS PICKED OFF

1.	6	2025
	6	2019
3.	4	2022

COACHING STAFF



SAMANTHA RICKETTS

THE RICKETTS FILE

Hometown	San Jose, Calif.
Education	University of Oklahoma, 2009 University of Oklahoma, 2011
Twitter	@Coach_Ricketts
Birthday	December 29

COACHING CAREER

SEASON	SCHOOL	POSITION
2019-Present	Mississippi State	Head Coach
2018-19	Mississippi State	Associate Head Coach
2015-18	Mississippi State	Assistant Coach
2012-14	Wichita State	Assistant Coach
2009-11	Oklahoma	Graduate Assistant

RICKETTS' PLAYERS BY THE NUMBERS

13	All-America Honors
29	All-Region Honors
25	All-Conference Honors
2	Conference Players of the Year
1	Conference Freshman of the Year
2	Conference All-Defensive Team Selections
1	Conference Tournament MVP
7	Conference Tournament Team Selections
9	National Players of the Week
30	Conference Players of the Week
1	CoSIDA/CSC Academic All-American
13	CoSIDA/CSC Academic All-District Selections
93	All-Conference Academic Honors

CAREER RECORD

SEASON	SCHOOL	W-L	PCT.
2020	Mississippi State	25-3	.893
2021	Mississippi State	35-25	.583
2022	Mississippi State	37-27	.578
2023	Mississippi State	28-25	.528
2024	Mississippi State	34-20	.630
2025	Mississippi State	28-6	.824
TOTAL		187-106	.638

CONFERENCE RECORD

SEASON	SCHOOL	W-L	PCT.
2020	Mississippi State	0-0	--
2021	Mississippi State	8-15	.348
2022	Mississippi State	10-14	.417
2023	Mississippi State	7-16	.304
2024	Mississippi State	12-12	.500
2025	Mississippi State	5-1	.833
TOTAL		42-58	.420

MAROON AND WHITE

- » Named the sixth head softball coach in program history on July 22, 2019, and became the fastest head coach in program history to reach 20 wins, doing so in 23 games. Started 9-1, marking the best 10-game start by a head coach in program history.
- » Became the first first-year head coach to lead the nation in wins (25 in 2020) since at least 1989.
- » Is the only coach in program history to have her team nationally ranked at some point during her first year and led MSU to its highest final ranking in program history (No. 20).
- » Earned first career coaching victory in first career game on Feb. 7, 2020, against Missouri State (5-0).
- » In her second season, led MSU to its 16th NCAA Regional and third consecutive Regional Championship game.
- » Led State to its first Super Regional appearance in 2022, upsetting No. 2 Florida State twice in Tallahassee to advance.
- » Guided MSU to its highest final ranking on record (No. 19) in 2022.
- » Won 66 of her first 100 games, the best total of any Bulldog head coach and third among active SEC coaches in their first 100 contests.
- » Has coached 14 Bulldogs who went on to professional careers, seven of whom were selected in a professional draft. Six of her proteges are currently playing professionally (Mia Davidson, Madysyn Kennedy, Fa Leilua, Chloe Malau'ulu, Brylie St. Clair and Aspen Wesley).
- » Has coached multiple players to All-Region honors in each of the last six seasons.
- » Served as an assistant coach from 2015-18 focusing on hitting and recruiting before being promoted to associate head coach.
- » Has been a part of one Women's College World Series appearance, seven NCAA Regional berths and two NCAA Super Regional appearances during her coaching career.
- » In 2019, MSU was one of two teams in the nation (Arizona) to boast multiple hitters with 20 or more home runs.
- » The Bulldogs shattered the school record for home runs (72) and posted the second-highest slugging percentage in school history (.484) in 2019.
- » For the first time since 2008, State produced multiple NFCA All-Americans in 2019 (Fa Leilua and Mia Davidson).
- » Davidson was the lone player in the conference to record at least 60 RBIs, 60 hits and 50 runs scored in 2019.
- » Davidson then broke Rafael Palmeiro's mark for the most home runs in a career by a Bulldog baseball or softball player in 2021 and entered the 2022 season just two long balls shy of the SEC softball career record.
- » Each of the top five single-season home run totals in program history have come under Ricketts' watch, and the Bulldogs have broken the season record four times.
- » Since Ricketts arrived as an assistant, MSU has hit at least one home run in 54.7 percent of its games (299-of-547) through the end of 2024.
- » In 2017, Ricketts produced five starters that hit .300 or better to help lead the Bulldogs to an NCAA Regional and Caroline Seitz became the first Bulldog to earn First Team All-SEC honors since Chelsea Bramlett in 2010.
- » During the 2016 season, she led Kayla Winkfield to an SEC-leading six triples, which ranked among the nation's top 10.
- » In her first season of 2015, the Bulldogs set new single-season records for home runs (54), batting average (.312), slugging percentage (.495), RBI (294) and on-base percentage (.416).

MSU COACHING HIGHLIGHTS

NCAA Super Regional Appearances	1
NCAA Regional Appearances	7
NFCA All-South Region Selections	26
First Team All-SEC Selections	7
SEC All-Defensive Team Selections	2
Top 10 Finalist for Schutt Sports/NFCA Freshman of the Year	2018
SEC Freshman of the Year	2018
Top 10 Finalist for USA Softball Collegiate Player of the Year	2019
NFCA Catcher of the Year	2022

WICHITA STATE UNIVERSITY

- » Served as assistant coach at Wichita State from 2012-14, working with the team's hitters and consistently improving their production.
- » Her last spring at WSU saw the Shockers increase their overall win total by 15 from 2013 to 2014 and win the program's first regular-season conference title.
- » Part of the 2014 MVC Coaching Staff of the Year, helping to improve the Shockers from the ninth place in 2012, to eighth place in 2013, to MVC champs in 2014.
- » Produced five starters who each hit better than .300 in 2014 after the squad did not have a batter hit over .300 in 2013.
- » The Shockers scored 138 more runs, smashed 26 more home runs, hit 11 more doubles and added seven more triples from the previous season.
- » Overall, the 2014 team established program single-season records for batting average, slugging percentage, on-base percentage, runs scored, hits, doubles, home runs, runs batted in and total bases.
- » Led Cacy Williams to an NFCA All-Midwest Region First Team selection in 2014 as well as MVC Player of the Year and Newcomer of the Year, becoming the first student-athlete in MVC history to receive both in the same year.
- » Williams broke the Wichita State single-season records for batting average (.424), slugging percentage (.812), on-base percentage (.531), total bases (138), runs scored (57), home runs (16) and RBIs (47).

ADDITIONAL COACHING EXPERIENCE

- » Served as assistant coach for the USSSA Florida Pride of the NPF as the team claimed the regular season championship, and the staff was recognized as Coaching Staff of the Year.
- » Began coaching career as a graduate assistant coach at Oklahoma in 2010 and 2011.
- » The Sooners won the Big 12 Tournament and advanced to the Women's College World Series in 2011.

PLAYING CAREER

- » Four-year letterwinner at Oklahoma (2006-09)
- » Closed her career as the school record holder in career home runs (48) and runs batted in (239) while ranking third in extra-base hits (97), total bases (444), slugging percentage (.645) and on-base percentage (.461).
- » Started 192 consecutive games and ended her career as the Big 12 career RBI leader.
- » Four-time All-Big 12 selection and two-time NFCA All-American.
- » Top 10 Finalist for the Lowe's Senior CLASS Award.
- » Top 3 Finalist for USA Softball's Collegiate Player of the Year Award in 2007, first in Oklahoma history.
- » Selected 12th overall by the Akron Racers in the 2009 NPF Draft.

ASSISTANT COACHES (CLICK NAMES TO VIEW BIOS)





FRESHMAN | L/R | 5-7 // BOSCOBEL, WIS. (BOSCOBEL HS)

At-Bats	1	Louisiana, 3/5/25
Hits		
Runs Scored	1	11x, last, at Southern Miss, 3/26/25
Runs Batted In		
Doubles		
Triples		
Home Runs		
Walks	1	Alabama State, 2/28/25
Stolen Bases	1	2x, last, at UAB, 3/19/25
Putouts		
Assists		
Hitting Streak		

At-Bats	1	Lousiana, 3/5/25
Hits		
Runs Scored	1	11x, last, at Southern Miss, 3/26/25
Runs Batted In		
Doubles		
Triples		
Home Runs		
Walks	1	Alabama State, 2/28/25
Stolen Bases	1	2x, last, at UAB, 3/19/25
Putouts		
Assists		
Hitting Streak		

GRASSEL'S GAME-BY-GAME STATS

- » Has played in 25 games, primarily as a pinch runner and has scored 11 times.
- » Scored the winning run at **No. 25 Alabama (3/16)**.
- » Stole her first base against **No. 18 Auburn (3/8)**.
- » Walked as a pinch hitter against **Alabama State (2/28)**.
- » Scored her first career run **vs. No. 19 Nebraska (2/9)**.
- » Made her debut **vs. Bethune-Cookman (2/8)**.
- » Considered the No. 45 prospect in the class by Extra Inning Softball and the No. 63 two-way player.
- » Two-time Gatorade state player of the year nominee.
- » Named the Wisconsin Division 4 Player of the Year as a sophomore along with being selected as an Extra Inning Softball First Team High School All-American.
- » 80.0 percent of her hits (20-of-25) went for extra bases as a senior in high school.
- » Holds Boscobel HS single-season records for hits (41), home runs (9), slugging percentage (1.185), singles (23), on-base percentage (.675) and RBIs (31).
- » Played travel ball for Midwest Speed National which won The Alliance Tier 2 National Championship in 2023.
- » Named to the All-Tournament Team at the 2023 Alliance National Championships.
- » Collected a double, walked twice and was hit by a pitch twice during fall ball.
- » Also pitched in high school and threw eight no-hitters, including three perfect games.
- » Went 54-15 in the circle with 1,007 strikeouts over her high school career while never having an ERA higher than 0.98.

DATE	OPPONENT	POS	AB	R	H	RBI	2B	3B	HR	BB	SB	CS	HBP	SH	SF	GDP	K	PO	A	E	AVG
Feb. 7	vs. Texas Tech		DNP																		
Feb. 7	vs. Duke		DNP																		
Feb. 8	vs. Bethune-Cookman	PR	0	0	0	0	0	0	0	0	0	0	0	0	0	0	0	0	0	0	.000
Feb. 8	vs. Penn State	PR	0	0	0	0	0	0	0	0	0	0	0	0	0	0	0	0	0	0	.000
Feb. 9	vs. Nebraska	PR	0	1	0	0	0	0	0	0	0	0	0	0	0	0	0	0	0	0	.000
Feb. 13	SOUTHERN ILLINOIS	PR	0	0	0	0	0	0	0	0	0	0	0	0	0	0	0	0	0	0	.000
Feb. 14	NORTH TEXAS	PR	0	1	0	0	0	0	0	0	0	0	0	0	0	0	0	0	0	0	.000
Feb. 14	BRADLEY		DNP																		
Feb. 15	BRADLEY	PR	0	0	0	0	0	0	0	0	0	0	0	0	0	0	0	0	0	0	.000
Feb. 16	GEORGIA TECH	PR	0	0	0	0	0	0	0	0	0	0	0	0	0	0	0	0	0	0	.000
Feb. 18	SAMFORD	PR	0	1	0	0	0	0	0	0	0	0	0	0	0	0	0	0	0	0	.000
Feb. 22	vs. Louisiana Tech	PR	0	1	0	0	0	0	0	0	0	0	0	0	0	0	0	0	0	0	.000
Feb. 22	vs. North Alabama	PR	0	0	0	0	0	0	0	0	0	0	0	0	0	0	0	0	0	0	.000
Feb. 23	vs. Jacksonville State	PR	0	0	0	0	0	0	0	0	0	0	0	0	0	0	0	0	0	0	.000
Feb. 23	vs. Miami (Ohio)		DNP																		
Feb. 26	UAB	PR	0	1	0	0	0	0	0	0	0	0	0	0	0	0	0	0	0	0	.000
Feb. 28	ALABAMA STATE	PH	0	1	0	0	0	0	0	1	0	0	0	0	0	0	0	0	0	0	.000
Feb. 28	NEW MEXICO	PR	0	0	0	0	0	0	0	0	0	0	0	0	0	0	0	0	0	0	.000
Mar. 1	NORTHWESTERN STATE		DNP																		
Mar. 1	NEW MEXICO	PR	0	0	0	0	0	0	0	0	0	0	0	0	0	0	0	0	0	0	.000
Mar. 2	NORTHWESTERN STATE		DNP																		
Mar. 5	LOUISIANA	PH/RF	1	0	0	0	0	0	0	0	0	0	0	0	0	0	0	0	0	0	.000
Mar. 8	AUBURN*	PR	0	0	0	0	0	0	0	0	1	0	0	0	0	0	0	0	0	0	.000
Mar. 9	AUBURN*	PR	0	0	0	0	0	0	0	0	0	0	0	0	0	0	0	0	0	0	.000
Mar. 10	AUBURN*		DNP																		
Mar. 12	MIDDLE TENNESSEE	PR	0	1	0	0	0	0	0	0	0	0	0	0	0	0	0	0	0	0	.000
Mar. 14	at Alabama*	PR	0	0	0	0	0	0	0	0	0	0	0	0	0	0	0	0	0	0	.000
Mar. 14	at Alabama*		DNP																		
Mar. 16	at Alabama*	PR	0	1	0	0	0	0	0	0	0	0	0	0	0	0	0	0	0	0	.000
Mar. 19	at UAB	PR	0	0	0	0	0	0	0	0	1	0	0	0	0	0	0	0	0	0	.000
Mar. 21	at Northwestern	PR	0	1	0	0	0	0	0	0	0	0	0	0	0	0	0	0	0	0	.000
Mar. 22	at Northwestern		DNP																		
Mar. 22	at Northwestern	PR	0	1	0	0	0	0	0	0	0	0	0	0	0	0	0	0	0	0	.000
Mar. 26	at Southern Miss	PR	0	1	0	0	0	0	0	0	0	0	0	0	0	0	0	0	0	0	.000
Mar. 28	TEXAS*																				
Mar. 29	TEXAS*																				
Mar. 30	TEXAS*																				
Apr. 1	CENTRAL ARKANSAS																				
Apr. 4	at Tennessee*																				
Apr. 5	at Tennessee*																				
Apr. 6	at Tennessee*																				
Apr. 11	MISSOURI*																				
Apr. 12	MISSOURI*																				
Apr. 13	MISSOURI*																				
Apr. 18	vs. Oklahoma*																				
Apr. 19	at Oklahoma*																				
Apr. 20	at Oklahoma*																				
Apr. 25	at Kentucky*																				
Apr. 26	at Kentucky*																				
Apr. 27	at Kentucky*																				
May 1	OLE MISS*																				
May 2	OLE MISS*																				
May 3	OLE MISS*																				

	2	3	4	5+	TOTAL
2025	--	--	--	--	0
TOTAL	--	--	--	--	0

	2	3	4	5+	TOTAL
2025	--	--	--	--	0
TOTAL	--	--	--	--	0

	AVG	GP-GS	AB	R	H	2B	3B	HR	RBI	TB	SLG	BB	HBP	SO	GDP	OBP	SF	SH	SB-ATT	PO	A	E	FLD
2025	.000	25-0	1	11	0	0	0	0	0	0	.000	1	0	0	0	.500	0	0	2-2	0	0	0	.000
TOTAL	.000	25-0	1	11	0	0	0	0	0	0	.000	1	0	0	0	.500	0	0	2-2	0	0	0	.000



2

ABBY GRACE RICHARDSON C/INF

JUNIOR | R/R | 5-9 // BROOKHAVEN, MISS. (BROOKHAVEN ACADEMY / COPIAH-LINCOLN [MISS.] CC)

SEASON HIGHS

At-Bats	1	5x, last, at Southern Miss, 3/26/25
Hits	1	Alabama State, 2/28/25
Runs Scored	1	4x, last, at Northwestern, 3/22/25
Runs Batted In		
Doubles		
Triples	1	Alabama State, 2/28/25
Home Runs		
Walks	1	3x, last, at Southern Miss, 3/26/25
Stolen Bases		
Putouts		
Assists		
Hitting Streak	1 gm	Alabama State, 2/28/25

CAREER HIGHS

At-Bats	1	5x, last, at Southern Miss, 3/26/25
Hits	1	Alabama State, 2/28/25
Runs Scored	1	4x, last, at Northwestern, 3/22/25
Runs Batted In		
Doubles		
Triples	1	Alabama State, 2/28/25
Home Runs		
Walks	1	3x, last, at Southern Miss, 3/26/25
Stolen Bases		
Putouts		
Assists		
Hitting Streak	1 gm	Alabama State, 2/28/25

NOTEWORTHY

- » Has played in nine games off the bench.
- » Batting .200 (1-for-5) on the year.
- » Drew her second walk of the season as a pinch hitter against **Louisiana (3/5)**.
- » Pinch hit and tripled for her first career hit and scored with the help of an error on the play against **Alabama State (2/28)**.
- » Pinch hit against **Southern Illinois (2/13)** and **vs. Louisiana Tech (2/22)**.
- » Scored the tying run in the bottom of the seventh **vs. Bethune-Cookman (2/8)**.
- » Two-time NJCAA All-American while at Copiah-Lincoln [Miss.] CC.
- » Won an NJCAA National Championship in 2023 and was named NJCAA Tournament MVP after hitting a grand slam in the championship-clinching game.
- » Named 2024 MACC Player of the Year and a CSC First Team Academic All-American (college division).
- » Career .420 hitter in junior college with 145 RBIs and 46 homers, both of which were Copiah-Lincoln CC career records.
- » Doubled and tripled in fall ball and hit a three-run homer in State's Fall World Series.

RICHARDSON'S GAME-BY-GAME STATS

DATE	OPPONENT	POS	AB	R	H	RBI	2B	3B	HR	BB	SB	CS	HBP	SH	SF	GDP	K	PO	A	E	AVG
Feb. 7	vs. Texas Tech		DNP																		
Feb. 7	vs. Duke		DNP																		
Feb. 8	vs. Bethune-Cookman	PR	0	1	0	0	0	0	0	0	0	0	0	0	0	0	0	0	0	0	.000
Feb. 8	vs. Penn State		DNP																		
Feb. 9	vs. Nebraska		DNP																		
Feb. 13	SOUTHERN ILLINOIS	PH	1	0	0	0	0	0	0	0	0	0	0	0	0	0	1	0	0	0	.000
Feb. 14	NORTH TEXAS		DNP																		
Feb. 14	BRADLEY		DNP																		
Feb. 15	BRADLEY		DNP																		
Feb. 16	GEORGIA TECH		DNP																		
Feb. 18	SAMFORD		DNP																		
Feb. 22	vs. Louisiana Tech	PH	1	0	0	0	0	0	0	0	0	0	0	0	0	0	0	0	0	0	.000
Feb. 22	vs. North Alabama		DNP																		
Feb. 23	vs. Jacksonville State		DNP																		
Feb. 23	vs. Miami (Ohio)		DNP																		
Feb. 26	UAB		DNP																		
Feb. 28	ALABAMA STATE	PH/DP	1	1	1	0	0	1	0	1	0	0	0	0	0	0	0	0	0	0	.333
Feb. 28	NEW MEXICO		DNP																		
Mar. 1	NORTHWESTERN STATE		DNP																		
Mar. 1	NEW MEXICO	PR	0	0	0	0	0	0	0	0	0	0	0	0	0	0	0	0	0	0	.333
Mar. 2	NORTHWESTERN STATE		DNP																		
Mar. 5	LOUISIANA	PH/1B	0	0	0	0	0	0	0	1	0	0	0	0	0	0	0	0	0	0	.333
Mar. 8	AUBURN*		DNP																		
Mar. 9	AUBURN*		DNP																		
Mar. 10	AUBURN*		DNP																		
Mar. 12	MIDDLE TENNESSEE		DNP																		
Mar. 14	at Alabama*		DNP																		
Mar. 14	at Alabama*		DNP																		
Mar. 16	at Alabama*		DNP																		
Mar. 19	at UAB		DNP																		
Mar. 21	at Northwestern	PR	0	1	0	0	0	0	0	0	0	0	0	0	0	0	0	0	0	0	.333
Mar. 22	at Northwestern		DNP																		
Mar. 22	at Northwestern	PH	1	1	0	0	0	0	0	0	0	0	0	0	0	0	0	0	0	0	.250
Mar. 26	at Southern Miss	PH	1	0	0	0	0	0	0	0	0	0	0	0	0	0	1	0	0	0	.200
Mar. 28	TEXAS*																				
Mar. 29	TEXAS*																				
Mar. 30	TEXAS*																				
Apr. 1	CENTRAL ARKANSAS																				
Apr. 4	at Tennessee*																				
Apr. 5	at Tennessee*																				
Apr. 6	at Tennessee*																				
Apr. 11	MISSOURI*																				
Apr. 12	MISSOURI*																				
Apr. 13	MISSOURI*																				
Apr. 18	vs. Oklahoma*																				
Apr. 19	at Oklahoma*																				
Apr. 20	at Oklahoma*																				
Apr. 25	at Kentucky*																				
Apr. 26	at Kentucky*																				
Apr. 27	at Kentucky*																				
May 1	OLE MISS*																				
May 2	OLE MISS*																				
May 3	OLE MISS*																				

MULTI-HIT GAMES

	2	3	4	5+	TOTAL
2025	--	--	--	--	0
TOTAL	--	--	--	--	0

MULTI-RBI GAMES

	2	3	4	5+	TOTAL
2025	--	--	--	--	0
TOTAL	--	--	--	--	0

	AVG	GP-GS	AB	R	H	2B	3B	HR	RBI	TB	SLG	BB	HBP	SO	GDP	OBP	SF	SH	SB-ATT	PO	A	E	FLD
2025	.200	9-0	5	4	1	0	1	0	0	3	.600	2	0	2	0	.429	0	0	0-0	0	0	0	.000
TOTAL	.200	9-0	5	4	1	0	1	0	0	3	.600	2	0	2	0	.429	0	0	0-0	0	0	0	.000



4

RILEY HULL INF

SENIOR | L/R | 5-5 // SOMERSET, KY. (PULASKI COUNTY HS)

SEASON HIGHS

At-Bats	3	11x, last, at Northwestern, 3/22/25
Hits	2	2x, last, Louisiana, 3/5/25
Runs Scored	2	3x, last, at UAB, 3/19/25
Runs Batted In	2	3x, last, at UAB, 3/19/25
Doubles	1	2x, last, Bradley, 2/15/25
Triples	1	at Northwestern, 3/22/25
Home Runs		
Walks	1	8x, last, at Southern Miss, 3/26/25
Stolen Bases	2	Bradley, 2/14/25
Putouts	9	2x, last, at Northwestern, 3/22/25
Assists	2	Auburn, 3/8/25
Hitting Streak	5 gm	2/15/25, Bradley to 2/22/25 vs. North Alabama

CAREER HIGHS

At-Bats	5	at Middle Tennessee, 3/30/22
Hits	2	15x, last, Louisiana, 2/15/25
Runs Scored	2	10x, last, at UAB, 3/19/25
Runs Batted In	3	Georgia Tech, 2/19/22
Doubles	1	10x, last, Bradley, 2/15/25
Triples	1	3x, at Northwestern, 3/22/25
Home Runs		
Walks	3	Alcorn State, 3/3/24
Stolen Bases	2	Bradley, 2/14/25
Putouts	16	vs. Furman, 2/25/23
Assists	2	2x, last, Auburn, 3/8/25
Hitting Streak	5 gm	2/15/25, Bradley to 2/22/25 vs. North Alabama

NOTEWORTHY

- » Has started all 34 games at first base.
- » Batting .231 (18-for-78) on the year.
- » Second on the team in stolen bases (7).
- » Leads the team with seven double plays and 182 putouts.
- » Has stolen a single-season career-high seven bases this year without being caught.
- » Tripled in Game 2 at Northwestern (3/22).
- » Recorded a season-high tying nine putouts in the first game of the doubleheader against the Wildcats (3/22).
- » Recorded her third multi-RBI game and stole a base at UAB (3/19).
- » Recorded her second multi-hit game of the season against Louisiana (3/5).
- » Extended her career-long reached-base streak to seven games vs. North Alabama (2/22) where she scored twice.
- » Posted her sixth career multi-RBI game against Samford (2/18).
- » Drove in a pair of runs against Bradley (2/15) for her first multi-RBI game since 2023 and added a double.
- » Stole a pair of baes against the Braves (2/14).
- » Walked, singled and stole a base in the win vs. No. 13 Texas Tech (2/7).
- » Career .990 fielding percentage is currently second in school history.
- » Entered the 2025 season second among active Bulldogs with 97 career starts at MSU and third among all active Bulldogs, including transfers, in career games played.
- » Three-time NFCA All-America Scholar-Athlete and two-time CSC Academic All-District selection.

MULTI-HIT GAMES

	2	3	4	5+	TOTAL
2022	9	--	--	--	9
2023	2	--	--	--	2
2024	2	--	--	--	2
2025	2	--	--	--	2
TOTAL	15	--	--	--	15

MULTI-RBI GAMES

	2	3	4	5+	TOTAL
2022	2	1	--	--	3
2023	1	--	--	--	1
2024	--	--	--	--	0
2025	3	--	--	--	3
TOTAL	6	1	--	--	7

HULL'S GAME-BY-GAME STATS

DATE	OPPONENT	POS	AB	R	H	RBI	2B	3B	HR	BB	SB	CS	HBP	SH	SF	GDP	K	PO	A	E	AVG
Feb. 7	vs. Texas Tech	*1B	2	1	1	0	0	0	0	1	1	0	0	0	0	0	1	6	1	0	.500
Feb. 7	vs. Duke	*1B	2	0	0	0	0	0	0	0	0	0	0	0	0	0	1	5	0	0	.250
Feb. 8	vs. Bethune-Cookman	*1B	3	0	1	0	0	0	0	0	0	0	0	0	0	0	0	5	0	0	.286
Feb. 8	vs. Penn State	*1B	3	0	0	0	0	0	0	0	0	0	0	0	0	0	0	8	0	0	.200
Feb. 9	vs. Nebraska	*1B	2	1	0	0	0	0	0	1	0	0	0	0	0	0	0	6	0	0	.167
Feb. 13	SOUTHERN ILLINOIS	*1B	3	0	0	0	0	0	0	0	0	0	0	0	0	0	0	2	0	0	.133
Feb. 14	NORTH TEXAS	*1B	2	1	1	0	1	0	0	0	0	0	0	0	0	0	0	5	1	0	.176
Feb. 14	BRADLEY	*1B	2	0	0	0	0	0	1	2	0	0	0	0	0	0	0	8	0	0	.158
Feb. 15	BRADLEY	*1B	3	2	2	2	1	0	0	0	0	0	0	0	0	0	0	3	0	0	.227
Feb. 16	GEORGIA TECH	*1B	2	0	1	1	0	0	0	0	0	0	0	0	1	0	1	2	0	0	.250
Feb. 18	SAMFORD	*1B	3	0	1	2	0	0	0	0	0	0	0	0	0	0	0	7	0	0	.239
Feb. 22	vs. Louisiana Tech	*1B	2	1	1	0	0	0	0	0	0	0	0	0	0	0	0	1	0	0	.276
Feb. 22	vs. North Alabama	*1B	2	2	1	0	0	0	0	1	0	0	0	0	0	0	0	6	0	1	.290
Feb. 23	vs. Jacksonville State	*1B	3	0	0	0	0	0	0	0	0	0	0	0	0	0	0	5	0	0	.265
Feb. 23	vs. Miami (Ohio)	*1B	2	1	0	0	0	0	0	1	0	0	1	0	0	0	0	5	0	0	.250
Feb. 26	UAB	*1B	2	0	0	0	0	0	0	0	0	0	0	0	0	0	0	3	0	0	.237
Feb. 28	ALABAMA STATE	*1B	2	1	1	0	0	0	0	0	0	0	0	0	0	0	0	8	0	0	.250
Feb. 28	NEW MEXICO	*1B	2	1	1	0	0	0	0	1	1	0	0	0	0	0	0	9	0	0	.262
Mar. 1	NORTHWESTERN STATE	*1B	2	0	0	0	0	0	0	1	0	0	0	0	0	0	0	5	0	0	.250
Mar. 1	NEW MEXICO	*1B	2	0	0	0	0	0	0	0	0	0	0	0	0	0	0	6	0	0	.239
Mar. 2	NORTHWESTERN STATE	*1B	2	0	1	0	0	0	0	0	0	0	0	0	0	0	0	8	0	0	.250
Mar. 5	LOUISIANA	*1B	2	1	2	0	0	0	0	0	0	0	0	0	0	0	0	5	0	0	.280
Mar. 8	AUBURN*	*1B	2	0	0	0	0	0	0	0	1	0	0	0	0	0	0	4	2	0	.269
Mar. 9	AUBURN*	*1B	2	1	1	0	0	0	0	0	0	0	0	0	0	0	0	4	1	0	.278
Mar. 10	AUBURN*	*1B	3	1	0	0	0	0	0	0	0	0	0	0	0	0	0	4	0	1	.250
Mar. 12	MIDDLE TENNESSEE	*1B	3	0	0	0	0	0	0	0	0	0	0	0	0	0	0	6	1	0	.250
Mar. 14	at Alabama*	*1B	2	0	0	0	0	0	0	0	0	0	0	0	0	0	0	7	0	0	.242
Mar. 14	at Alabama*	*1B	2	1	0	0	0	0	0	0	0	0	0	0	0	0	0	5	1	0	.234
Mar. 16	at Alabama*	*1B	2	1	1	0	0	0	0	0	1	0	0	1	0	0	0	5	0	0	.242
Mar. 19	at UAB	*1B	3	2	1	2	0	0	0	0	1	0	0	0	0	0	1	8	0	0	.246
Mar. 21	at Northwestern	*1B	3	0	0	0	0	0	0	0	0	0	0	0	0	0	1	4	0	0	.236
Mar. 22	at Northwestern	*1B	2	0	0	0	0	0	0	0	0	0	0	0	0	0	0	9	1	1	.230
Mar. 22	at Northwestern	*1B	3	1	1	0	0	1	0	0	0	0	0	0	0	0	0	3	0	0	.234
Mar. 26	at Southern Miss	*1B	1	0	0	0	0	0	0	1	0	0	0	0	0	0	0	5	0	0	.231
Mar. 28	TEXAS*																				
Mar. 29	TEXAS*																				
Mar. 30	TEXAS*																				
Apr. 1	CENTRAL ARKANSAS																				
Apr. 4	at Tennessee*																				
Apr. 5	at Tennessee*																				
Apr. 6	at Tennessee*																				
Apr. 11	MISSOURI*																				
Apr. 12	MISSOURI*																				
Apr. 13	MISSOURI*																				
Apr. 18	vs. Oklahoma*																				
Apr. 19	at Oklahoma*																				
Apr. 20	at Oklahoma*																				
Apr. 25	at Kentucky*																				
Apr. 26	at Kentucky*																				
Apr. 27	at Kentucky*																				
May 1	OLE MISS*																				
May 2	OLE MISS*																				
May 3	OLE MISS*																				

	AVG	GP-GS	AB	R	H	2B	3B	HR	RBI	TB	SLG	BB	HBP	SO	GDP	OBP	SF	SH	SB-ATT	PO	A	E	FLD
2022	.241	61-53	145	24	35	6	1	0	17	43	.297	14	3	14	2	.313	4	1	2-2	311	8	4	.988
2023	.225	47-32	80	13	18	2	0	0	3	20	.250	23	0	6	0	.398	0	1	1-1	258	13	1	.996
2024	.333	50-5	30	16	10	1	1	0	2	13	.433	8	1	5	0	.487	0	1	1-1	126	4	2	.985
2025	.231	34-34	78	19	18	2	1	0	7	22	.282	8	1	5	0	.307	1	1	7-7	182	8	3	.984
TOTAL	.243	192-124	333	72	81	11	3	0	29	98	.294	53	5	30	2	.351	5	4	11-11	877	33	10	.989



7

LEXI SOSA P

GRADUATE | R/R | 5-10 // SAN DIEGO, CALIF. (MATER DEI CATHOLIC HS / UCLA)

SEASON HIGHS

At-Bats	4	3x, last, Auburn, 3/10/25
Hits	2	4x, last, at Southern Miss, 3/26/25
Runs Scored	2	5x, last, Louisiana 3/5/25
Runs Batted In	6	Georgia Tech, 2/16/25
Doubles	1	4x, last, at Southern Miss, 3/26/25
Triples		
Home Runs	2	Georgia Tech, 2/16/25
Walks	2	North Texas, 2/14/25
Stolen Bases		
Putouts	1	Southern Illinois, 2/13/25
Assists	2	at Northwestern, 3/22/25
Hitting Streak	4 gm	2/15/25, Bradley to 2/22/25, Louisiana Tech

CAREER HIGHS

At-Bats	4	3x, last, Auburn, 3/10/25
Hits	2	5x, last, at Southern Miss, 3/26/25
Runs Scored	2	5x, last, Louisiana 3/5/25
Runs Batted In	6	Georgia Tech, 2/16/25
Doubles	1	5x, last, at Southern Miss, 3/26/25
Triples		
Home Runs	2	Georgia Tech, 2/16/25
Walks	2	North Texas, 2/14/25
Stolen Bases		
Putouts	1	Southern Illinois, 2/13/25
Assists	2	5x, last, at Northwestern, 3/22/25
Hitting Streak	4 gm	2/15/25, Bradley to 2/22/25, Louisiana Tech

NOTEWORTHY

- » Has played in 32 games, making 30 starts between designated player and pitcher.
- » Batting .266 (21-for-79) on the year.
- » Fourth on the team in slugging percentage (.620) and third in RBIs (27) and multi-RBI games (8).
- » Leads the team in home runs (8).
- » 6-for-17 (.353) in her career as a pinch hitter with three walks and a hit-by-pitch.
- » Doubled in two runs in a two-hit day at **Southern Miss (3/26)**.
- » Hit her eighth home run of the year against **No. 18 Auburn (3/9)**.
- » Homered against **Louisiana (3/5)** and finished 2-for-2 with three RBIs.
- » Hit her sixth home run of the season against **Northwestern State (3/1)**.
- » Homered **vs. Miami (Ohio) (2/23)**.
- » Batted .500 at **The Snowman (2/13-16)** while collecting 14 RBIs and posting a 2.111 OPS.
- » Hit her first grand slam along with a two-run home for a career-high six RBIs against **Georgia Tech (2/16)**.
- » Hit a two-run homer at the plate against **Bradley (2/15)**.
- » Turned in a then-career-high five RBIs against **North Texas (2/14)** along with her first MSU homer.
- » *See pitcher page for additional notes »*

MULTI-HIT GAMES

	2	3	4	5+	TOTAL
2020*	1	--	--	--	1
2021*	--	--	--	--	0
2022*	--	--	--	--	0
2023*	REDSHIRT YEAR				
2024	--	--	--	--	0
2025	4	--	--	--	4
TOTAL	5	--	--	--	5

MULTI-RBI GAMES

	2	3	4	5+	TOTAL
2020*	--	--	1	--	1
2021*	--	--	--	--	0
2022*	--	--	--	--	0
2023*	REDSHIRT YEAR				
2024	1	--	--	--	1
2025	5	1	--	2	8
TOTAL	6	1	1	2	10

SOSA'S GAME-BY-GAME STATS

DATE	OPPONENT	POS	AB	R	H	RBI	2B	3B	HR	BB	SB	CS	HBP	SH	SF	GDP	K	PO	A	E	AVG
Feb. 7	vs. Texas Tech	PH/DP	2	0	1	0	1	0	0	0	0	0	0	0	0	0	1	0	0	0	.500
Feb. 7	vs. Duke	*DP/P	2	0	1	0	0	0	0	0	0	0	0	0	0	0	1	0	0	0	.500
Feb. 8	vs. Bethune-Cookman	*DP	3	0	0	0	0	0	0	0	0	0	0	0	0	0	0	0	0	0	.286
Feb. 8	vs. Penn State	*DP	3	1	1	1	0	0	0	0	0	0	0	0	0	0	0	0	0	0	.300
Feb. 9	vs. Nebraska	*DP	3	0	0	0	0	0	0	0	0	0	0	0	0	1	1	0	0	0	.231
Feb. 13	SOUTHERN ILLINOIS	*DP/P	3	0	1	1	0	0	0	0	0	0	0	0	1	0	0	1	0	0	.250
Feb. 14	NORTH TEXAS	*DP	2	2	2	5	0	0	1	2	0	0	0	0	0	0	0	0	0	0	.333
Feb. 14	BRADLEY	*DP	3	0	0	0	0	0	0	1	0	0	0	0	0	0	0	0	0	0	.286
Feb. 15	BRADLEY	*P	2	1	1	2	0	0	1	1	0	0	0	0	0	0	0	0	1	0	.304
Feb. 16	GEORGIA TECH	*DP	2	2	2	6	0	0	2	1	0	0	0	0	0	0	0	0	0	0	.360
Feb. 18	SAMFORD	*DP	3	1	1	0	1	0	0	1	0	0	0	0	0	0	0	0	0	0	.357
Feb. 22	vs. Louisiana Tech	*DP	2	0	1	0	1	0	0	0	0	0	0	0	0	0	0	0	0	0	.367
Feb. 22	vs. North Alabama	*DP	3	0	0	0	0	0	0	0	0	0	0	0	0	0	0	0	0	0	.333
Feb. 23	vs. Jacksonville State	*DP	3	0	0	0	0	0	0	0	0	0	0	0	0	0	0	0	0	0	.306
Feb. 23	vs. Miami (Ohio)	*DP/P	3	2	1	2	0	0	1	1	0	0	0	0	0	0	1	0	0	0	.308
Feb. 26	UAB	*DP	3	0	1	0	0	0	0	0	0	0	0	0	0	0	2	0	0	0	.310
Feb. 28	ALABAMA STATE	*P	2	0	0	0	0	0	0	1	0	0	0	0	0	0	0	0	0	0	.295
Feb. 28	NEW MEXICO	*DP	4	0	0	0	0	0	0	0	0	0	0	0	0	0	0	0	0	0	.271
Mar. 1	NORTHWESTERN STATE	*DP/P	3	1	1	2	0	0	1	0	0	0	0	0	0	0	0	0	0	0	.275
Mar. 1	NEW MEXICO	*DP/P	1	2	1	1	0	0	0	1	0	0	1	1	0	0	0	0	0	0	.288
Mar. 2	NORTHWESTERN STATE	*DP	2	0	0	0	0	0	0	1	0	0	0	0	0	0	0	0	0	0	.278
Mar. 5	LOUISIANA	*DP	2	2	2	3	0	0	1	0	0	0	0	0	0	0	0	0	0	0	.304
Mar. 8	AUBURN*	*DP	4	0	0	0	0	0	0	0	0	0	0	0	0	0	1	0	0	0	.283
Mar. 9	AUBURN*	*DP	3	1	1	2	0	0	1	0	0	0	0	0	0	0	0	0	0	0	.288
Mar. 10	AUBURN*	*DP/P	4	0	0	0	0	0	0	0	0	0	0	0	0	0	1	0	0	0	.254
Mar. 12	MIDDLE TENNESSEE	*DP	3	0	1	0	0	0	0	0	0	0	0	0	0	1	1	0	0	0	.271
Mar. 14	at Alabama*	*DP	2	0	0	0	0	0	0	1	0	0	0	0	0	0	0	0	0	0	.264
Mar. 14	at Alabama*	*DP/P	2	0	0	0	0	0	0	1	0	0	0	0	0	0	0	0	0	0	.257
Mar. 16	at Alabama*	DNP																			
Mar. 19	at UAB	*DP	0	1	0	0	0	0	0	1	0	0	0	0	0	0	0	0	0	0	.257
Mar. 21	at Northwestern	*DP	3	0	0	0	0	0	0	0	0	0	0	0	0	0	2	0	0	0	.247
Mar. 22	at Northwestern	P	0	0	0	0	0	0	0	0	0	0	0	0	0	0	0	0	2	0	.247
Mar. 22	at Northwestern	DNP																			
Mar. 26	at Southern Miss	*DP	2	0	2	2	1	0	0	0	0	0	0	0	0	0	0	0	0	0	.266
Mar. 28	TEXAS*																				
Mar. 29	TEXAS*																				
Mar. 30	TEXAS*																				
Apr. 1	CENTRAL ARKANSAS																				
Apr. 4	at Tennessee*																				
Apr. 5	at Tennessee*																				
Apr. 6	at Tennessee*																				
Apr. 11	MISSOURI*																				
Apr. 12	MISSOURI*																				
Apr. 13	MISSOURI*																				
Apr. 18	vs. Oklahoma*																				
Apr. 19	at Oklahoma*																				
Apr. 20	at Oklahoma*																				
Apr. 25	at Kentucky*																				
Apr. 26	at Kentucky*																				
Apr. 27	at Kentucky*																				
May 1	OLE MISS*																				
May 2	OLE MISS*																				
May 3	OLE MISS*																				

	AVG	GP-GS	AB	R	H	2B	3B	HR	RBI	TB	SLG	BB	HBP	SO	GDP	OBP	SF	SH	SB-ATT	PO	A	E	FLD
2020*	.500	9-7	8	1	4	0	0	1	5	7	.875	1	0	1	0	.556	0	0	0-0	0	3	0	1.000
2021*	.000	8-5	3	0	0	0	0	0	0	0	.000	0	0	1	0	.000	0	0	0-0	0	2	0	1.000
2022*	.333	6-1	3	0	1	0	0	0	1	1	.333	0	0	2	0	.333	0	0	0-0	0	1	0	1.000
2023	-- REDSHIRT YEAR --																						
2024	.231	28-5	13	0	3	1	0	0	3	4	.308	3	2	5	1	.444	0	0	0-0	0	9	2	.818
2025	.266	31-30	79	16	21	4	0	8	27	49	.620	13	1	11	3	.372	1	1	0-0	1	3	0	1.000
TOTAL	.274	82-48	106	17	29	5	0	9	36	61	.575	17	3	20	4	.386	1	1	0-0	1	18	2	.905

* at UCLA



7

LEXI SOSA P

GRADUATE | R/R | 5-10 // SAN DIEGO, CALIF. (MATER DEI CATHOLIC HS / UCLA)

SEASON HIGHS

Innings	5.2	Southern Illinois, 2/13/25
Longest Start	3.2	Bradley, 2/15/25
Shortest Start	1.2	Auburn, 3/10/25
Longest Relief	5.2	Southern Illinois, 2/15/25
Strikeouts	7	Southern Illinois, 2/15/25
Walks	2	2x, last, Alabama State, 2/28/25
Hits	6	2x, last, Bradley, 2/15/25
Runs	3	2x, last, Bradley, 2/15/25
Earned Runs	3	2x, last, Bradley, 2/15/25
Pitch Count	103	Southern Illinois, 2/13/25
Putouts	1	Southern Illinois, 2/13/25
Assists	2	at Northwestern, 3/22/25

CAREER HIGHS

Innings	6.1	vs. Fresno State, 2/24/24
Longest Start	6.1	vs. Fresno State, 2/24/24
Shortest Start	1.2	Auburn, 3/10/25
Longest Relief	5.2	Southern Illinois, 2/15/25
Strikeouts	7	2x, last, Southern Illinois, 2/15/25
Walks	3	vs. Mount St. Mary's, 2/28/20
Hits Allowed	7	2x, last, vs. Fresno State, 2/24/24
Runs Allowed	4	CSU Bakersfield, 2/8/20
Earned Runs Allowed	4	CSU Bakersfield, 2/8/20
Pitch Count	103	Southern Illinois, 2/13/25
Putouts	1	Southern Illinois, 2/13/25
Assists	2	5x, last, at Northwestern, 3/22/25

NOTEWORTHY

- » Pitching to a 3.07 ERA over 27.1 innings.
- » Has struck out 23 batters.
- » Tossed 3.0 scoreless innings in relief at **Northwestern (3/22)**.
- » Earned her second save against **Northwestern State (3/1)**.
- » Homered and threw 4.0 scoreless innings **vs. Miami (Ohio) (2/23)** while earning her second career save.
- » Started in the circle against **Bradley (2/15)** and earned the win.
- » Earned the win in relief against **Southern Illinois (2/13)** while recording career highs in pitches (103) and strikeouts (7).
- » Pitched in relief **vs. No. 7 Duke (2/8)**.
- » Boasted a 1.53 ERA last year that would've lead the team if she had the innings to qualify.
- » Walked 0.57 batters per seven innings in 2024, which would've ranked third nationally if she qualified.
- » Career-long scoreless innings streak of 20.0 innings (2021) was the longest of any active Bulldog entering 2025.
- » Threw the 18th perfect game in UCLA history as a freshman in 2020 and tossed three complete-game shutouts.

SOSA'S GAME-BY-GAME STATS

DATE	OPPONENT	GS	DEC.	IP	H	R	ER	BB	SO	2B	3B	HR	WP	HBP	IBB	BF	PC	ERA	PO	A	E
Feb. 7	vs. Texas Tech		DNP																		
Feb. 7	vs. Duke		--	2.1	6	3	3	0	1	0	0	0	0	0	0	13	34	9.00	0	0	0
Feb. 8	vs. Bethune-Cookman		DNP																		
Feb. 8	vs. Penn State		DNP																		
Feb. 9	vs. Nebraska		DNP																		
Feb. 13	SOUTHERN ILLINOIS		W	5.2	3	0	0	0	7	0	0	0	1	0	0	20	103	2.62	1	0	0
Feb. 14	NORTH TEXAS		DNP																		
Feb. 14	BRADLEY		DNP																		
Feb. 15	BRADLEY	*	W	3.2	6	3	3	2	5	2	0	0	0	0	0	18	76	3.60	0	1	0
Feb. 16	GEORGIA TECH		DNP																		
Feb. 18	SAMFORD		DNP																		
Feb. 22	vs. Louisiana Tech		DNP																		
Feb. 22	vs. North Alabama		DNP																		
Feb. 23	vs. Jacksonville State		DNP																		
Feb. 23	vs. Miami (Ohio)		S	4.0	1	0	0	1	3	1	0	0	0	0	1	15	66	2.68	0	0	0
Feb. 26	UAB		DNP																		
Feb. 28	ALABAMA STATE	*	W	3	2	0	2	3	0	0	0	0	0	0	0	15	55	2.25	0	0	0
Feb. 28	NEW MEXICO		DNP																		
Mar. 1	NORTHWESTERN STATE		S	0.2	1	0	0	0	1	1	0	0	0	0	0	3	16	2.17	0	0	0
Mar. 1	NEW MEXICO		--	1.0	4	2	2	1	0	0	1	0	0	0	0	8	28	2.75	0	0	0
Mar. 2	NORTHWESTERN STATE		DNP																		
Mar. 5	LOUISIANA		DNP																		
Mar. 8	AUBURN*		DNP																		
Mar. 9	AUBURN*		DNP																		
Mar. 10	AUBURN*	*	--	1.2	4	2	2	0	0	0	0	0	1	0	0	9	32	3.55	0	0	0
Mar. 12	MIDDLE TENNESSEE		DNP																		
Mar. 14	at Alabama*		DNP																		
Mar. 14	at Alabama*		--	2.1	3	2	2	0	1	0	0	1	0	0	0	10	33	3.25	0	0	0
Mar. 16	at Alabama*		DNP																		
Mar. 19	at UAB		DNP																		
Mar. 21	at Northwestern		DNP																		
Mar. 22	at Northwestern		--	3.0	2	0	0	1	2	0	0	0	0	0	0	13	41	3.07	0	2	0
Mar. 22	at Northwestern		DNP																		
Mar. 26	at Southern Miss		DNP																		
Mar. 28	TEXAS*																				
Mar. 29	TEXAS*																				
Mar. 30	TEXAS*																				
Apr. 1	CENTRAL ARKANSAS																				
Apr. 4	at Tennessee*																				
Apr. 5	at Tennessee*																				
Apr. 6	at Tennessee*																				
Apr. 11	MISSOURI*																				
Apr. 12	MISSOURI*																				
Apr. 13	MISSOURI*																				
Apr. 18	vs. Oklahoma*																				
Apr. 19	at Oklahoma*																				
Apr. 20	at Oklahoma*																				
Apr. 25	at Kentucky*																				
Apr. 26	at Kentucky*																				
Apr. 27	at Kentucky*																				
May 1	OLE MISS*																				
May 2	OLE MISS*																				
May 3	OLE MISS*																				

STANDOUT GAMES

	2025	CAREER
5+ Strikeouts	2	6
10+ Strikeouts	--	0
2-run or less CG	--	3

STREAKS

	ACTIVE	CAREER
Wins	--	4
Scoreless Innings	3.1	20.0

	ERA	W-L	APP	GS	CG	SHD	SV	IP	H	R	ER	BB	SO	2B	3B	HR	BF	B/AVG	WP	HP	PO	A	E	FLD
2020*	1.50	4-0	9	7	3	3	0	28.0	22	6	6	9	29	3	0	1	116	.210	0	2	0	3	0	1.000
2021*	2.33	2-0	7	5	0	0	0	15.0	9	5	5	8	11	1	0	1	64	.173	2	3	0	2	0	1.000
2022*	0.00	0-0	3	1	0	0	1	5.2	3	0	0	4	3	2	0	0	25	.150	0	1	0	1	0	1.000
2023*	-- REDSHIRT YEAR --																							
2024	1.53	3-1	12	5	0	0	0	36.2	32	10	8	3	18	5	1	4	146	.232	1	1	0	9	2	.818
2025	3.07	3-0	10	3	0	0	2	27.1	33	14	12	7	23	4	1	1	124	.289	2	1	1	3	0	1.000
TOTAL	1.93	12-1	41	21	3	3	3	112.2	99	35	31	31	84	15	2	7	475	.231	5	8	1	18	2	.905

* at UCLA



9

KIARRA SELLS UT

JUNIOR | R/R | 5-6 // JASPER, TEXAS (JASPER HS)

SEASON HIGHS

At-Bats	4	6x, last, at Northwestern, 3/21/25
Hits	2	5x, last, at Northwestern, 3/22/25
Runs Scored	2	7x, last, at Southern Miss, 3/26/25
Runs Batted In	4	at Northwestern, 3/22/25
Doubles	1	6x, last, at Southern Miss, 3/26/25
triples		
Home Runs	1	8x, last, at Northwestern, 3/22/25
Walks	3	Southern Illinois, 2/13/25
Stolen Bases	1	5x, last, at UAB, 3/19/25
Putouts	4	at Northwestern, 3/22/25
Assists	1	2x, last, vs. North Alabama, 2/22/25
Hitting Streak	11 gm	2/7/25, vs. Texas Tech to 2/18/25 Samford

CAREER HIGHS

At-Bats	4	6x, last, at Northwestern, 3/21/25
Hits	2	5x, last, at Northwestern, 3/22/25
Runs Scored	2	7x, last, at Southern Miss, 3/26/25
Runs Batted In	4	at Northwestern, 3/22/25
Doubles	1	6x, last, at Southern Miss, 3/26/25
triples		
Home Runs	1	8x, last, at Northwestern, 3/22/25
Walks	3	Southern Illinois, 2/13/25
Stolen Bases	1	5x, last, at UAB, 3/19/25
Putouts	4	at Northwestern, 3/22/25
Assists	2	vs. Tulsa, 2/24/23
Hitting Streak	11 gm	2/7/25, vs. Texas Tech to 2/18/25 Samford

NOTEWORTHY

- » Has started all 34 games in right field.
- » Batting .341 (31-for-91) on the year, which is fifth on the team.
- » Second on the team in slugging percentage (.670) and on-base percentage (.496).
- » Tied for the team lead with eight homers and third with 61 total bases.
- » Third nationally with 12 hit-by-pitches.
- » Opened the season with a career-long 11-game hitting streak.
- » Doubled and was hit by a pitch at **Southern Miss (3/36)**.
- » Hit her first career grand slam in Game 2 at **Northwestern (3/22)**.
- » Became the 12th member of the roof club at **Northwestern (3/22)** with her homer onto the Welsh-Ryan center in Game 1 of the doubleheader.
- » Was hit by a pitch twice, walked and stole a base at **UAB (3/19)**.
- » Went 2-for-4 with a double, an RBI and stolen base and scored the tying run in the comeback win against **No. 18 Auburn (3/8)**.
- » Recorded three home runs in the **Bulldog Invitational (2/28-3/2)**.
- » Launched a go-ahead three-run homer vs. **Miami (Ohio) (2/23)**.
- » Stole a base and recorded her first career outfield assist against **Bradley (2/15)**.
- » Hit her first career homer, a two-run shot, against the **Braves (2/14)**.
- » Recorded her first career multi-RBI game with a double against **North Texas (2/14)**.
- » Played in the Lonestar State Collegiate League this summer where she was named an all-star.
- » Led the LSCL with 15 homers, which led all four American Collegiate Summer Leagues, and was second in RBIs (42), which was second nationally.
- » Older sister of fellow Bulldog Kalani Sells.

MULTI-HIT GAMES

	2	3	4	5+	TOTAL
2023	--	--	--	--	0
2024	--	--	--	--	0
2025	5	--	--	--	5
TOTAL	5	--	--	--	5

MULTI-RBI GAMES

	2	3	4	5+	TOTAL
2023	--	--	--	--	0
2024	--	--	--	--	0
2025	5	1	1	--	7
TOTAL	5	1	1	--	7

SELLS' GAME-BY-GAME STATS

DATE	OPPONENT	POS	AB	R	H	RBI	2B	3B	HR	BB	SB	CS	HBP	SH	SF	GDP	K	PO	A	E	AVG
Feb. 7	vs. Texas Tech	*RF	3	1	1	1	0	0	0	0	0	0	0	0	0	0	0	1	0	0	.333
Feb. 7	vs. Duke	*RF	2	0	1	0	1	0	0	0	0	0	0	0	0	0	0	1	0	0	.400
Feb. 8	vs. Bethune-Cookman	*RF	2	0	1	1	0	0	0	0	0	0	2	0	0	0	0	0	0	0	.429
Feb. 8	vs. Penn State	*RF	2	1	1	0	0	0	0	2	0	0	0	0	0	0	0	0	0	0	.444
Feb. 9	vs. Nebraska	*RF	3	0	1	0	0	0	0	0	0	0	0	0	0	0	0	2	0	0	.417
Feb. 13	SOUTHERN ILLINOIS	*RF	1	2	1	1	0	0	0	3	1	0	0	0	0	0	0	1	0	0	.462
Feb. 14	NORTH TEXAS	*RF	3	2	1	2	1	0	0	1	0	0	0	0	0	0	0	1	0	0	.438
Feb. 14	BRADLEY	*RF	3	1	1	2	0	0	1	1	0	0	0	0	0	0	0	0	0	0	.421
Feb. 15	BRADLEY	*RF	2	1	1	0	0	0	0	0	1	0	1	0	0	0	0	0	1	0	.429
Feb. 16	GEORGIA TECH	*RF	2	2	1	1	1	0	0	1	0	0	1	0	0	0	1	1	0	0	.435
Feb. 18	SAMFORD	*RF	4	0	1	0	0	0	0	0	0	0	0	0	0	0	0	0	0	0	.407
Feb. 22	vs. Louisiana Tech	*RF	2	0	0	0	0	0	0	0	0	0	0	0	0	0	0	0	0	0	.379
Feb. 22	vs. North Alabama	*RF	4	0	1	1	0	0	0	0	0	0	0	0	0	0	1	0	1	0	.364
Feb. 23	vs. Jacksonville State	*RF	3	0	0	0	0	0	0	0	0	0	0	0	0	0	1	0	0	0	.333
Feb. 23	vs. Miami (Ohio)	*RF	3	1	1	3	0	0	1	1	0	0	0	0	0	0	0	2	0	0	.333
Feb. 26	UAB	*RF	3	2	2	2	0	0	1	0	0	0	0	0	0	0	0	1	0	0	.357
Feb. 28	ALABAMA STATE	*RF	3	1	1	2	0	0	1	1	0	0	0	0	0	0	0	0	0	1	.356
Feb. 28	NEW MEXICO	*RF	4	1	1	2	0	0	1	0	0	0	0	0	0	0	2	1	0	0	.347
Mar. 1	NORTHWESTERN STATE	*RF	2	0	0	0	0	0	0	0	0	0	1	0	0	0	0	3	0	0	.333
Mar. 1	NEW MEXICO	*RF	3	2	2	1	0	0	1	0	0	0	1	0	0	0	0	2	0	0	.352
Mar. 2	NORTHWESTERN STATE	*RF	2	0	0	0	0	0	0	0	0	0	1	0	0	0	0	0	0	0	.339
Mar. 5	LOUISIANA	*RF	3	2	2	1	1	0	0	0	0	0	0	0	0	0	0	0	0	0	.356
Mar. 8	AUBURN*	*RF	4	1	2	1	1	0	0	0	1	0	0	0	0	0	0	2	0	0	.365
Mar. 9	AUBURN*	*RF	3	1	1	1	0	0	0	0	0	0	1	0	0	0	0	0	0	0	.364
Mar. 10	AUBURN*	*RF	3	0	1	0	0	0	0	1	0	0	0	0	0	0	1	2	0	0	.362
Mar. 12	MIDDLE TENNESSEE	*RF	3	0	1	0	0	0	0	0	0	0	0	0	0	0	1	0	0	0	.361
Mar. 14	at Alabama*	*RF	4	1	1	0	0	0	0	0	0	0	0	0	0	0	1	3	0	0	.355
Mar. 14	at Alabama*	*RF	2	0	0	0	0	0	0	2	1	0	0	0	0	0	1	1	0	0	.246
Mar. 16	at Alabama*	*RF	1	0	0	0	0	0	0	1	0	0	0	0	0	0	1	0	0	0	.342
Mar. 19	at UAB	*RF	1	1	0	0	0	0	0	1	1	0	2	0	0	0	1	1	0	0	.338
Mar. 21	at Northwestern	*RF	4	1	0	0	0	0	0	0	0	0	0	0	0	0	0	1	0	0	.321
Mar. 22	at Northwestern	*RF	2	1	1	1	0	0	1	0	0	0	1	0	0	0	0	1	0	0	.326
Mar. 22	at Northwestern	*RF/LF	3	1	2	4	0	0	1	1	0	0	0	0	0	0	1	4	0	0	.337
Mar. 26	at Southern Miss	*RF	2	2	1	1	1	0	0	0	0	0	1	0	0	0	0	1	0	0	.341
Mar. 28	TEXAS*																				
Mar. 29	TEXAS*																				
Mar. 30	TEXAS*																				
Apr. 1	CENTRAL ARKANSAS																				
Apr. 4	at Tennessee*																				
Apr. 5	at Tennessee*																				
Apr. 6	at Tennessee*																				
Apr. 11	MISSOURI*																				
Apr. 12	MISSOURI*																				
Apr. 13	MISSOURI*																				
Apr. 18	vs. Oklahoma*																				
Apr. 19	at Oklahoma*																				
Apr. 20	at Oklahoma*																				
Apr. 25	at Kentucky*																				
Apr. 26	at Kentucky*																				
Apr. 27	at Kentucky*																				
May 1	OLE MISS*																				
May 2	OLE MISS*																				
May 3	OLE MISS*																				

	AVG	GP-GS	AB	R	H	2B	3B	HR	RBI	TB	SLG	BB	HBP	SO	GDP	OBP	SF	SH	SB-ATT	PO	A	E	FLD
2023	.000	22-0	4	4	0	0	0	0	1	0	.000	1	3	3	0	.444	1	0	1-2	1	3	0	1.000
2024	.000	33-0	6	13	0	0	0	0	0	0	.000	1	1	1	0	.250	0	0	1-1	2	0	0	1.000
2025	.341	34-34	91	28	31	6	0	8	28	61	.670	16	12	12	0	.496	0	0	5-5	32	2	1	.971
TOTAL	.307	89-34	101	45	31	6	0	8	29	61	.604	18	16	16	0	.478	1	0	7-8	35	5	1	.976



10

NADIA BARBARY INF

JUNIOR | R/R | 5-7 // DOUGLASVILLE, GA. (CHAPEL HILL HS)

SEASON HIGHS

At-Bats	4	13x, last, at Northwestern, 3/21/25
Hits	4	at Northwestern, 3/21/25
Runs Scored	3	at Northwestern, 2/22/25
Runs Batted In	4	2x, last, Auburn, 3/10/25
Doubles	1	7x, last, at Northwestern, 3/22/25
Triples	1	at Northwestern, 3/21/25
Home Runs	2	New Mexico, 3/1/25
Walks	2	New Mexico, 2/28/25
Stolen Bases	1	2x, last, Northwestern State, 3/2/25
Putouts	3	2x, last, vs. Miami (Ohio), 2/23/25
Assists	5	2x, last, Northwestern State, 3/1/25
Hitting Streak	8 gm	2/22/25, vs North Alabama to 3/1/25, New Mexico

CAREER HIGHS

At-Bats	5	3x, last, at South Carolina, 4/5/24
Hits	4	at Northwestern, 3/21/25
Runs Scored	3	2x, last, at Northwestern, 2/22/25
Runs Batted In	4	2x, last, Auburn, 3/10/25
Doubles	2	at South Carolina, 4/5/24
Triples	1	at Northwestern, 3/21/25
Home Runs	2	New Mexico, 3/1/25
Walks	3	3x, last, Troy, 3/1/24
Stolen Bases	1	4x, last, Northwestern State, 3/2/25
Putouts	5	Alabama, 4/15/23
Assists	6	at Missouri, 4/28/24
Hitting Streak	8 gm	2/22/25, vs North Alabama to 3/1/25, New Mexico

NOTEWORTHY

- » Has played in 34 games, starting 33 at third base.
- » Batting .370 (40-for-108), which is second on the team.
- » Fourth on the team in on-base (.433) and fifth in slugging percentage (.648).
- » Second on the team in hits, runs (29), total bases (70), multi-hit games (12) and assists (48).
- » Third on the team in home runs (7).
- » Homered in her 12th multi-hit game of the year at Southern Miss (3/26).
- » Doubled in a two-hit day at Northwestern (3/22) with two RBIs and three runs scored.
- » Went 4-for-4 against the Wildcats (3/21) and was a home run shy of the cycle.
- » Drove in the winning run to clinch the series at No. 25 Alabama (3/16).
- » Hit the game-winning grand slam to secure a sweep of No. 18 Auburn (3/10).
- » Doubled and walked in the series opener with the Tigers (3/8).
- » Hit multiple homers against New Mexico (3/1) for the first time in her career.
- » Collected a season-high four RBIs with a double and a homer against Alabama State (2/28).
- » Recorded a hit in three straight games during the NFCA Leadoff Classic (2/7-9).
- » Drove in a run vs. Penn State (2/8).
- » Doubled vs. Bethune-Cookman (2/8).
- » Ranked 35th nationally last year with 17 doubles, which was third in the SEC and broke the State sophomore record while ranking fifth in MSU single-season history.
- » Led the SEC with 11 doubles in conference games, which was a school record.

MULTI-HIT GAMES

	2	3	4	5+	TOTAL
2023	6	--	--	--	6
2024	11	2	--	--	13
2025	11	--	1	--	12
TOTAL	29	2	1	--	31

MULTI-RBI GAMES

	2	3	4	5+	TOTAL
2023	4	--	--	--	4
2024	6	1	1	1	9
2025	4	1	2	--	7
TOTAL	14	2	3	1	20

BARBARY'S GAME-BY-GAME STATS

DATE	OPPONENT	POS	AB	R	H	RBI	2B	3B	HR	BB	SB	CS	HBP	SH	SF	GDP	K	PO	A	E	AVG
Feb. 7	vs. Texas Tech	*3B	3	0	0	0	0	0	0	0	0	0	0	0	0	0	1	1	1	0	.000
Feb. 7	vs. Duke	*3B	2	0	1	0	0	0	0	0	0	0	0	0	0	0	0	0	2	0	.200
Feb. 8	vs. Bethune-Cookman	*3B	4	0	1	0	1	0	0	0	0	0	0	0	0	0	0	0	3	2	.222
Feb. 8	vs. Penn State	*3B	4	1	1	1	0	0	0	0	0	0	0	0	0	0	0	0	2	0	.231
Feb. 9	vs. Nebraska	*3B	3	0	0	0	0	0	0	0	0	0	0	0	0	0	1	1	0	0	.188
Feb. 13	SOUTHERN ILLINOIS	*3B	4	2	2	1	0	0	1	0	0	0	0	0	0	0	0	0	1	0	.250
Feb. 14	NORTH TEXAS	*3B	4	2	1	1	0	0	0	0	0	0	0	0	0	0	1	1	1	1	.250
Feb. 14	BRADLEY	*3B	3	1	1	0	0	0	0	1	1	0	0	0	0	0	0	1	5	1	.259
Feb. 15	BRADLEY	*3B	2	2	1	0	0	0	0	1	0	0	0	0	0	0	0	3	0	0	.276
Feb. 16	GEORGIA TECH	*3B	4	1	1	0	0	0	0	0	0	0	0	0	0	0	0	0	0	0	.273
Feb. 18	SAMFORD	*3B	3	0	0	0	0	0	0	0	0	0	0	0	0	0	0	2	1	0	.250
Feb. 22	vs. Louisiana Tech	*3B	3	0	0	0	0	0	0	0	0	0	0	0	0	0	1	1	0	0	.231
Feb. 22	vs. North Alabama	*3B	4	0	2	2	1	0	0	0	0	0	0	0	0	0	0	1	3	0	.256
Feb. 23	vs. Jacksonville State	PH/3B	2	0	1	0	0	0	0	0	0	0	0	0	0	0	0	0	0	0	.267
Feb. 23	vs. Miami (Ohio)	*3B	4	1	2	0	0	0	0	0	0	0	0	0	0	0	0	3	0	0	.286
Feb. 26	UAB	*3B	2	1	1	1	0	0	1	1	0	0	0	0	0	0	0	1	2	0	.294
Feb. 28	ALABAMA STATE	*3B	3	2	2	4	1	0	1	1	0	0	0	0	0	0	0	1	1	0	.315
Feb. 28	NEW MEXICO	*3B	2	0	1	0	0	0	0	2	0	0	0	0	0	0	0	1	0	0	.321
Mar. 1	NORTHWESTERN STATE	*3B	3	1	2	0	1	0	0	0	0	0	0	0	0	0	0	2	5	0	.339
Mar. 1	NEW MEXICO	*3B	4	2	2	3	0	0	2	0	0	0	0	0	0	0	0	2	3	0	.349
Mar. 2	NORTHWESTERN STATE	*3B	2	0	0	0	0	0	0	1	1	0	0	0	0	0	1	0	3	0	.338
Mar. 5	LOUISIANA	*3B	2	2	1	0	0	0	0	1	0	0	0	0	0	0	0	0	3	0	.343
Mar. 8	AUBURN*	*3B	3	0	0	0	0	0	0	0	0	0	0	1	0	0	0	0	0	0	.329
Mar. 9	AUBURN*	*3B	3	1	1	0	1	0	0	1	0	0	0	0	0	0	0	2	1	0	.329
Mar. 10	AUBURN*	*3B	4	1	2	4	0	0	1	0	0	0	0	0	0	0	0	2	3	0	.346
Mar. 12	MIDDLE TENNESSEE	*3B	3	0	0	0	0	0	0	0	0	0	0	0	0	0	0	2	2	0	.325
Mar. 14	at Alabama*	*3B	4	0	2	1	0	0	0	0	0	0	0	0	0	0	0	1	1	0	.333
Mar. 14	at Alabama*	*3B	4	0	1	1	0	0	0	0	0	0	0	0	0	0	0	1	1	0	.330
Mar. 16	at Alabama*	*3B	3	1	1	1	0	0	0	1	0	0	0	0	0	0	0	1	1	0	.330
Mar. 19	at UAB	*3B	4	1	2	1	0	0	0	1	0	0	0	0	0	0	0	2	2	1	.337
Mar. 21	at Northwestern	*3B	4	2	4	2	1	1	0	0	0	0	0	0	0	0	0	0	1	0	.364
Mar. 22	at Northwestern	*3B	3	0	0	0	0	0	0	0	0	0	0	0	0	0	0	0	0	0	.353
Mar. 22	at Northwestern	*3B	3	3	2	2	1	0	0	1	0	0	0	0	0	0	0	0	0	0	.362
Mar. 26	at Southern Miss	*3B	3	2	2	2	0	0	1	0	0	0	0	0	0	0	0	1	0	0	.370
Mar. 28	TEXAS*																				
Mar. 29	TEXAS*																				
Mar. 30	TEXAS*																				
Apr. 1	CENTRAL ARKANSAS																				
Apr. 4	at Tennessee*																				
Apr. 5	at Tennessee*																				
Apr. 6	at Tennessee*																				
Apr. 11	MISSOURI*																				
Apr. 12	MISSOURI*																				
Apr. 13	MISSOURI*																				
Apr. 18	vs. Oklahoma*																				
Apr. 19	at Oklahoma*																				
Apr. 20	at Oklahoma*																				
Apr. 25	at Kentucky*																				
Apr. 26	at Kentucky*																				
Apr. 27	at Kentucky*																				
May 1	OLE MISS*																				
May 2	OLE MISS*																				
May 3	OLE MISS*																				

	AVG	GP-GS	AB	R	H	2B	3B	HR	RBI	TB	SLG	BB	HBP	SO	GDP	OBP	SF	SH	SB-ATT	PO	A	E	FLD
2023	.236	47-43	123	17	29	5	0	4	15	46	.374	8	1	17	1	.286	1	4	1-1	42	65	9	.922
2024	.291	54-54	165	36	48	17	0	4	38	77	.467	18	3	24	0	.369	1	3	1-1	45	100	10	.935
2025	.370	34-33	108	29	40	7	1	7	27	70	.648	12	0	5	0	.433	0	1	2-2	34	48	5	.943
TOTAL	.295	135-130	396	82	117	29	1	15	80	193	.487	38	4	46	1	.361	2	8	4-4	121	213	24	.933



11

ABIGAIL STEVENS P

FRESHMAN | 6-0 | R/R // BRAXTON, MISS. (EAST RANKIN ACADEMY)

SEASON HIGHS

At-Bats
Hits
Runs Scored
Runs Batted In
Doubles
Triples
Home Runs
Walks
Stolen Bases
Putouts
Assists
Hitting Streak

CAREER HIGHS

At-Bats
Hits
Runs Scored
Runs Batted In
Doubles
Triples
Home Runs
Walks
Stolen Bases
Putouts
Assists
Hitting Streak

NOTEWORTHY

- » Batted .429 in fall ball this year.
- » Led East Rankin Academy to North State Championships in 2022 and 2023, the program's first in school history.

STEVENS' GAME-BY-GAME STATS

DATE	OPPONENT	POS	AB	R	H	RBI	2B	3B	HR	BB	SB	CS	HBP	SH	SF	GDP	K	PO	A	E	AVG
Feb. 7	vs. Texas Tech		DNP																		
Feb. 7	vs. Duke		DNP																		
Feb. 8	vs. Bethune-Cookman		DNP																		
Feb. 8	vs. Penn State		DNP																		
Feb. 9	vs. Nebraska		DNP																		
Feb. 13	SOUTHERN ILLINOIS		DNP																		
Feb. 14	NORTH TEXAS		DNP																		
Feb. 14	BRADLEY		DNP																		
Feb. 15	BRADLEY		DNP																		
Feb. 16	GEORGIA TECH		DNP																		
Feb. 18	SAMFORD		DNP																		
Feb. 22	vs. Louisiana Tech		DNP																		
Feb. 22	vs. North Alabama		DNP																		
Feb. 23	vs. Jacksonville State		DNP																		
Feb. 23	vs. Miami (Ohio)		DNP																		
Feb. 26	UAB		DNP																		
Feb. 28	ALABAMA STATE		DNP																		
Feb. 28	NEW MEXICO		DNP																		
Mar. 1	NORTHWESTERN STATE		DNP																		
Mar. 1	NEW MEXICO		DNP																		
Mar. 2	NORTHWESTERN STATE		DNP																		
Mar. 5	LOUISIANA		DNP																		
Mar. 8	AUBURN*		DNP																		
Mar. 9	AUBURN*		DNP																		
Mar. 10	AUBURN*		DNP																		
Mar. 12	MIDDLE TENNESSEE		DNP																		
Mar. 14	at Alabama*		DNP																		
Mar. 14	at Alabama*		DNP																		
Mar. 16	at Alabama*		DNP																		
Mar. 19	at UAB		DNP																		
Mar. 21	at Northwestern		DNP																		
Mar. 22	at Northwestern		DNP																		
Mar. 22	at Northwestern		DNP																		
Mar. 26	at Southern Miss		DNP																		
Mar. 28	TEXAS*																				
Mar. 29	TEXAS*																				
Mar. 30	TEXAS*																				
Apr. 1	CENTRAL ARKANSAS																				
Apr. 4	at Tennessee*																				
Apr. 5	at Tennessee*																				
Apr. 6	at Tennessee*																				
Apr. 11	MISSOURI*																				
Apr. 12	MISSOURI*																				
Apr. 13	MISSOURI*																				
Apr. 18	vs. Oklahoma*																				
Apr. 19	at Oklahoma*																				
Apr. 20	at Oklahoma*																				
Apr. 25	at Kentucky*																				
Apr. 26	at Kentucky*																				
Apr. 27	at Kentucky*																				
May 1	OLE MISS*																				
May 2	OLE MISS*																				
May 3	OLE MISS*																				

MULTI-HIT GAMES

	2	3	4	5+	TOTAL
2025	--	--	--	--	0
TOTAL	--	--	--	--	0

MULTI-RBI GAMES

	2	3	4	5+	TOTAL
2025	--	--	--	--	0
TOTAL	--	--	--	--	0

	AVG	GP-GS	AB	R	H	2B	3B	HR	RBI	TB	SLG	BB	HBP	SO	GDP	OBP	SF	SH	SB-ATT	PO	A	E	FLD
2025	--	0-0	0	0	0	0	0	0	0	0	--	0	0	0	0	--	0	0	0-0	0	0	0	--
TOTAL	--	0-0	0	0	0	0	0	0	0	0	--	0	0	0	0	--	0	0	0-0	0	0	0	--



11

ABIGAIL STEVENS P

FRESHMAN | 6-0 | R/R // BRAXTON, MISS. (EAST RANKIN ACADEMY)

SEASON HIGHS

Innings
Longest Start
Shortest Start
Longest Relief
Strikeouts
Walks
Hits
Runs
Earned Runs
Pitch Count
Putouts
Assists

CAREER HIGHS

Innings
Longest Start
Shortest Start
Longest Relief
Strikeouts
Walks
Hits
Runs
Earned Runs
Pitch Count
Putouts
Assists

NOTEWORTHY

» Made five appearances in the circle in fall ball, recording nine strikeouts in 8.0 innings.

STEVENS' GAME-BY-GAME STATS

DATE	OPPONENT	GS	DEC.	IP	H	R	ER	BB	SO	2B	3B	HR	WP	HBP	IBB	BF	PC	ERA	PO	A	E
Feb. 7	vs. Texas Tech		DNP																		
Feb. 7	vs. Duke		DNP																		
Feb. 8	vs. Bethune-Cookman		DNP																		
Feb. 8	vs. Penn State		DNP																		
Feb. 9	vs. Nebraska		DNP																		
Feb. 13	SOUTHERN ILLINOIS		DNP																		
Feb. 14	NORTH TEXAS		DNP																		
Feb. 14	BRADLEY		DNP																		
Feb. 15	BRADLEY		DNP																		
Feb. 16	GEORGIA TECH		DNP																		
Feb. 18	SAMFORD		DNP																		
Feb. 22	vs. Louisiana Tech		DNP																		
Feb. 22	vs. North Alabama		DNP																		
Feb. 23	vs. Jacksonville State		DNP																		
Feb. 23	vs. Miami (Ohio)		DNP																		
Feb. 26	UAB		DNP																		
Feb. 28	ALABAMA STATE		DNP																		
Feb. 28	NEW MEXICO		DNP																		
Mar. 1	NORTHWESTERN STATE		DNP																		
Mar. 1	NEW MEXICO		DNP																		
Mar. 2	NORTHWESTERN STATE		DNP																		
Mar. 5	LOUISIANA		DNP																		
Mar. 8	AUBURN*		DNP																		
Mar. 9	AUBURN*		DNP																		
Mar. 10	AUBURN*		DNP																		
Mar. 12	MIDDLE TENNESSEE		DNP																		
Mar. 14	at Alabama*		DNP																		
Mar. 14	at Alabama*		DNP																		
Mar. 16	at Alabama*		DNP																		
Mar. 19	at UAB		DNP																		
Mar. 21	at Northwestern		DNP																		
Mar. 22	at Northwestern		DNP																		
Mar. 22	at Northwestern		DNP																		
Mar. 26	at Southern Miss		DNP																		
Mar. 28	TEXAS*																				
Mar. 29	TEXAS*																				
Mar. 30	TEXAS*																				
Apr. 1	CENTRAL ARKANSAS																				
Apr. 4	at Tennessee*																				
Apr. 5	at Tennessee*																				
Apr. 6	at Tennessee*																				
Apr. 11	MISSOURI*																				
Apr. 12	MISSOURI*																				
Apr. 13	MISSOURI*																				
Apr. 18	vs. Oklahoma*																				
Apr. 19	at Oklahoma*																				
Apr. 20	at Oklahoma*																				
Apr. 25	at Kentucky*																				
Apr. 26	at Kentucky*																				
Apr. 27	at Kentucky*																				
May 1	OLE MISS*																				
May 2	OLE MISS*																				
May 3	OLE MISS*																				

STANDOUT GAMES

	2025	CAREER
5+ Strikeouts	--	--
10+ Strikeouts	--	--
2-run or less CG	--	--

STREAKS

	ACTIVE	CAREER
Wins	--	--
Scoreless Innings	--	--

	ERA	W-L	APP	GS	CG	SHO	SV	IP	H	R	ER	BB	SO	2B	3B	HR	BF	B/AVG	WP	HP	PO	A	E	FLD
2025	--	0-0	0	0	0	0	0	0.0	0	0	0	0	0	0	0	0	0	--	0	0	0	0	0	--
TOTAL	--	0-0	0	0	0	0	0	0.0	0	0	0	0	0	0	0	0	0	--	0	0	0	0	0	--



12

PAIGE ERNSTES C/INF

FRESHMAN | 5-6 | R/R // NEW PALESTINE, IND. (NEW PALESTINE HS)

SEASON HIGHS

At-Bats	4	at Alabama, 3/16/25
Hits	2	Bradley, 2/15/25
Runs Scored	1	4x, last, New Mexico, 3/1/25
Runs Batted In	3	North Texas, 2/14/25
Doubles	1	2x, last, at Alabama, 3/14/25
triples		
Home Runs	1	2x, last, New Mexico, 3/1/25
Walks	1	4x, last, at Northwestern, 3/22/25
Stolen Bases		
Putouts		
Assists		
Hitting Streak	2 gm	3x, last, 3/14/25, at Alabama to 3/14/25 at Alabama

CAREER HIGHS

At-Bats	4	at Alabama, 3/16/25
Hits	2	Bradley, 2/15/25
Runs Scored	1	4x, last, New Mexico, 3/1/25
Runs Batted In	3	North Texas, 2/14/25
Doubles	1	2x, last, at Alabama, 3/14/25
triples		
Home Runs	1	2x, last, New Mexico, 3/1/25
Walks	1	4x, last, at Northwestern, 3/22/25
Stolen Bases		
Putouts		
Assists		
Hitting Streak	2 gm	3x, last, 3/14/25, at Alabama to 3/14/25 at Alabama

NOTEWORTHY

- » Has played in 22 games, making four starts.
- » Batting .370 (10-for-27).
- » Boasts a 1.119 OPS.
- » Hitting .500 (7-for-14) as a pinch hitter and all RBIs have come as a pinch hitter.
- » Started her fourth game at designated player at Northwestern (3/22) and collected a single and a walk.
- » Doubled off the bench at No. 25 Alabama (3/14).
- » Picked up her fifth pinch-hit RBI of the season against No. 18 Auburn (3/8).
- » Homered as a pinch hitter for the second time against New Mexico (3/1).
- » Started at third base vs. Jacksonville State (2/23).
- » Singled and walked as a pinch hitter in the games against Georgia Tech (2/16) and Samford (2/18).
- » Made her first start against Bradley (2/15) and went 2-for-3 with a double.
- » Hit her first career home run on the first pitch she saw as a pinch hitter against North Texas (2/14) to drive in a career-high three runs.
- » Made her debut and collected her first career hit vs. Penn State (2/8).
- » Considered the No. 41 prospect in the class by Extra Inning Softball and the No. 21 catcher.
- » Won the USSSA National Championship in 2019 with Indy Edge and finished as runners-up the previous year.

ERNSTES' GAME-BY-GAME STATS

DATE	OPPONENT	POS	AB	R	H	RBI	2B	3B	HR	BB	SB	CS	HBP	SH	SF	GDP	K	PO	A	E	AVG
Feb. 7	vs. Texas Tech		DNP																		
Feb. 7	vs. Duke		DNP																		
Feb. 8	vs. Bethune-Cookman		DNP																		
Feb. 8	vs. Penn State	PH	1	0	1	0	0	0	0	0	0	0	0	0	0	0	0	0	0	0	1.000
Feb. 9	vs. Nebraska		DNP																		
Feb. 13	SOUTHERN ILLINOIS		DNP																		
Feb. 14	NORTH TEXAS	PH	1	0	1	3	0	0	1	0	0	0	0	0	0	0	0	0	0	0	1.000
Feb. 14	BRADLEY	PH	1	0	0	0	0	0	0	0	0	0	0	0	0	0	1	0	0	0	.667
Feb. 15	BRADLEY	*DP	3	1	2	0	1	0	0	0	0	0	0	0	0	0	0	0	0	0	.667
Feb. 16	GEORGIA TECH	PH	1	0	1	0	0	0	0	0	0	0	0	0	0	0	0	0	0	0	.714
Feb. 18	SAMFORD	PH	0	0	0	0	0	0	0	1	0	0	0	0	0	0	0	0	0	0	.714
Feb. 22	vs. Louisiana Tech	PH	1	0	0	0	0	0	0	0	0	0	0	0	0	0	0	0	0	0	.625
Feb. 22	vs. North Alabama	PH	1	0	0	0	0	0	0	0	0	0	0	0	0	0	0	0	0	0	.556
Feb. 23	vs. Jacksonville State	*3B	1	0	0	0	0	0	0	0	0	0	0	0	0	0	1	0	0	2	.500
Feb. 23	vs. Miami (Ohio)		DNP																		
Feb. 26	UAB		DNP																		
Feb. 28	ALABAMA STATE	PH	0	1	0	0	0	0	0	1	0	0	0	0	0	0	0	0	0	0	.500
Feb. 28	NEW MEXICO		DNP																		
Mar. 1	NORTHWESTERN STATE		DNP																		
Mar. 1	NEW MEXICO	PH	1	1	1	1	0	0	1	0	0	0	0	0	0	0	0	0	0	0	.545
Mar. 2	NORTHWESTERN STATE	PH	1	0	0	0	0	0	0	0	0	0	0	0	0	0	0	0	0	0	.500
Mar. 5	LOUISIANA		DNP																		
Mar. 8	AUBURN*	PH	1	0	1	1	0	0	0	0	0	0	0	0	0	0	0	0	0	0	.538
Mar. 9	AUBURN*	PH	1	0	0	0	0	0	0	0	0	0	0	0	0	0	0	0	0	0	.500
Mar. 10	AUBURN*		DNP																		
Mar. 12	MIDDLE TENNESSEE		DNP																		
Mar. 14	at Alabama*	PH	1	0	1	0	1	0	0	0	0	0	0	0	0	0	0	0	0	0	.533
Mar. 14	at Alabama*	PH	1	0	1	0	0	0	0	0	0	0	0	0	0	0	0	0	0	0	.562
Mar. 16	at Alabama*	*DP	4	0	0	0	0	0	0	0	0	0	0	0	0	0	1	0	0	0	.450
Mar. 19	at UAB	PH	1	0	0	0	0	0	0	0	0	0	0	0	0	0	0	0	0	0	.429
Mar. 21	at Northwestern	PH	0	0	0	0	0	0	0	1	0	0	0	0	0	0	0	0	0	0	.429
Mar. 22	at Northwestern	*DP	2	0	1	0	0	0	0	1	0	0	0	0	0	0	0	0	0	0	.435
Mar. 22	at Northwestern	PH/DP	3	0	0	0	0	0	0	0	0	0	0	0	0	0	0	0	0	0	.385
Mar. 26	at Southern Miss	PH	1	0	0	0	0	0	0	0	0	0	0	0	0	0	0	0	0	0	.370
Mar. 28	TEXAS*																				
Mar. 29	TEXAS*																				
Mar. 30	TEXAS*																				
Apr. 1	CENTRAL ARKANSAS																				
Apr. 4	at Tennessee*																				
Apr. 5	at Tennessee*																				
Apr. 6	at Tennessee*																				
Apr. 11	MISSOURI*																				
Apr. 12	MISSOURI*																				
Apr. 13	MISSOURI*																				
Apr. 18	vs. Oklahoma*																				
Apr. 19	at Oklahoma*																				
Apr. 20	at Oklahoma*																				
Apr. 25	at Kentucky*																				
Apr. 26	at Kentucky*																				
Apr. 27	at Kentucky*																				
May 1	OLE MISS*																				
May 2	OLE MISS*																				
May 3	OLE MISS*																				

MULTI-HIT GAMES

	2	3	4	5+	TOTAL
2025	1	--	--	--	1
TOTAL	1	--	--	--	1

MULTI-RBI GAMES

	2	3	4	5+	TOTAL
2025	--	1	--	--	1
TOTAL	--	1	--	--	1

	AVG	GP-GS	AB	R	H	2B	3B	HR	RBI	TB	SLG	BB	HBP	SO	GDP	OBP	SF	SH	SB-ATT	PO	A	E	FLD
2025	.370	22-4	27	4	10	2	0	2	5	18	.667	4	0	3	0	.452	0	0	0-0	0	0	2	.000
TOTAL	.370	22-4	27	4	10	2	0	2	5	18	.667	4	0	3	0	.452	0	0	0-0	0	0	2	.000



13

MORGAN BERNARDINI OF

JUNIOR | R/R | 5-6 // ELKVILLE, ILL. (ELVERADO HS)

SEASON HIGHS

At-Bats	4	5x, last, at UAB, 3/19/25
Hits	3	Samford, 2/18/25
Runs Scored	2	4x, last, UAB, 2/26/25
Runs Batted In	4	2x, last, at Southern Miss, 3/26/25
Doubles	1	5x, last, Middle Tennessee, 3/12/25
triples		
Home Runs	1	3x, last, at Alabama, 3/14/25
Walks	2	Auburn, 3/10/25
Stolen Bases	1	2x, last, Southern Miss, 3/26/25
Putouts	4	2x, last, Middle Tennessee, 3/12/25
Assists		
Hitting Streak	7 gm	2/8/25, vs. Bethune-Cookman to 2/15/25, Bradley

CAREER HIGHS

At-Bats	4	5x, last, at UAB, 3/19/25
Hits	3	Samford, 2/18/25
Runs Scored	2	4x, last, UAB, 2/26/25
Runs Batted In	4	2x, last, at Southern Miss, 3/26/25
Doubles	1	5x, last, Middle Tennessee, 3/12/25
triples		
Home Runs	1	3x, last, at Alabama, 3/14/25
Walks	2	Auburn, 3/10/25
Stolen Bases	1	4x, last, Southern Miss, 3/26/25
Putouts	4	2x, last, Middle Tennessee, 3/12/25
Assists		
Hitting Streak	7 gm	2/8/25, vs. Bethune-Cookman to 2/15/25, Bradley

NOTEWORTHY

- » Has played in 34 games, starting 33 in left field.
- » Batting .348 (32-for-92), which is fourth on the team.
- » Third on the team in hits and multi-hit games (8) and fifth in runs (20).
- » Collected a career-high four RBIs on two hits at Southern Miss (3/26).
- » Made a diving catch to end an inning in the series-clinching win at No. 25 Alabama (3/16).
- » Hit her first career homer in SEC play against the Crimson Tide (3/14).
- » Doubled in a 2-for-3 day against Middle Tennessee (3/12) while driving in two runs and making a diving catch in foul ground.
- » Reached base in every game of the series against No. 18 Auburn (3/8-10).
- » Doubled and drove in two runs against New Mexico (3/1).
- » Hit a three-run home and doubled against UAB (2/26).
- » Singled twice and drove in two runs in the win vs. Miami (Ohio) (2/23).
- » Went 2-for-2 vs. Louisiana Tech (2/22) with an RBI.
- » Put up a career-high three hits and four RBIs against Samford (2/18) while hitting her first homer and adding a double.
- » Pushed her hitting streak to a career-long seven games against Bradley (2/15).
- » Went 2-for-2 against North Texas (2/14) with an RBI.
- » Drove her first career double against Southern Illinois (2/13) and recorded her first career multi-hit game.
- » Delivered the game-winning sacrifice fly vs. No. 13 Texas Tech (2/7).
- » Played in 10 games off the bench last year.

MULTI-HIT GAMES

	2	3	4	5+	TOTAL
2023	--	--	--	--	0
2024	--	--	--	--	0
2025	7	1	--	--	8
TOTAL	7	1	--	--	8

MULTI-RBI GAMES

	2	3	4	5+	TOTAL
2023	--	--	--	--	0
2024	--	--	--	--	0
2025	3	1	2	--	6
TOTAL	3	1	2	--	6

BERNARDINI'S GAME-BY-GAME STATS

DATE	OPPONENT	POS	AB	R	H	RBI	2B	3B	HR	BB	SB	CS	HBP	SH	SF	GDP	K	PO	A	E	AVG
Feb. 7	vs. Texas Tech	*LF	2	0	0	1	0	0	0	0	0	0	0	0	1	0	2	1	0	0	.000
Feb. 7	vs. Duke	*LF/DP	2	0	0	0	0	0	0	0	0	0	0	0	0	0	0	0	0	0	.000
Feb. 8	vs. Bethune-Cookman	*LF	2	0	1	0	0	0	0	0	0	0	0	0	0	0	1	0	0	0	.167
Feb. 8	vs. Penn State	*LF/DP	3	1	1	0	0	0	0	0	0	0	0	0	0	0	1	1	0	0	.222
Feb. 9	vs. Nebraska	*LF	2	1	1	0	0	0	0	0	0	0	0	0	0	0	0	1	0	0	.273
Feb. 13	SOUTHERN ILLINOIS	*LF	3	1	2	0	1	0	0	0	0	0	0	0	0	0	0	2	0	0	.357
Feb. 14	NORTH TEXAS	*LF	3	1	2	1	0	0	0	0	0	0	0	0	0	0	0	0	0	0	.412
Feb. 14	BRADLEY	*LF	4	0	1	0	0	0	0	0	0	0	0	0	0	0	0	1	0	0	.381
Feb. 15	BRADLEY	*LF	2	1	1	0	0	0	0	0	0	0	0	0	0	0	0	0	0	0	.391
Feb. 16	GEORGIA TECH	*LF	3	1	0	1	0	0	0	0	1	0	0	0	0	0	0	1	0	0	.346
Feb. 18	SAMFORD	*LF	3	2	3	4	1	0	1	0	0	0	0	0	0	0	0	1	0	0	.414
Feb. 22	vs. Louisiana Tech	*LF	2	2	2	1	0	0	0	0	0	0	0	0	0	0	0	0	0	0	.452
Feb. 22	vs. North Alabama	*LF	3	0	0	0	0	0	0	0	0	0	0	0	0	0	0	2	0	0	.412
Feb. 23	vs. Jacksonville State	*LF	2	0	0	0	0	0	0	1	0	0	0	0	0	0	2	2	0	0	.389
Feb. 23	vs. Miami (Ohio)	*LF	4	2	2	2	0	0	0	0	0	0	0	0	0	0	1	0	0	2	.400
Feb. 26	UAB	*LF	3	2	2	3	1	0	1	0	0	0	0	0	0	0	0	1	0	0	.419
Feb. 28	ALABAMA STATE	PR/LF	1	0	0	0	0	0	0	0	0	0	0	0	0	0	0	0	0	0	.409
Feb. 28	NEW MEXICO	*LF/DP	4	0	0	0	0	0	0	0	0	0	0	0	0	0	0	0	0	0	.375
Mar. 1	NORTHWESTERN STATE	*LF	3	0	1	0	0	0	0	0	0	0	0	0	0	0	0	0	0	0	.373
Mar. 1	NEW MEXICO	*LF/DP	3	0	1	2	1	0	0	0	0	0	0	0	0	0	0	0	0	0	.370
Mar. 2	NORTHWESTERN STATE	*LF/DP	3	0	0	0	0	0	0	0	0	0	0	0	0	0	0	3	0	0	.351
Mar. 5	LOUISIANA	*LF	3	1	1	1	0	0	0	0	0	0	0	0	0	0	0	0	0	0	.350
Mar. 8	AUBURN*	*LF	3	1	1	0	0	0	0	0	0	0	0	0	0	0	1	0	0	0	.349
Mar. 9	AUBURN*	*LF	2	1	1	0	0	0	0	0	0	0	0	0	0	0	0	2	0	0	.354
Mar. 10	AUBURN*	*LF	1	0	0	0	0	0	0	2	0	0	0	0	0	0	0	4	0	0	.343
Mar. 12	MIDDLE TENNESSEE	*LF	3	0	2	2	1	0	0	0	0	0	0	0	0	0	0	4	0	0	.362
Mar. 14	at Alabama*	*LF	4	1	1	1	0	0	1	0	0	0	0	0	0	0	0	0	0	0	.355
Mar. 14	at Alabama*	*LF	3	0	1	0	0	0	0	0	0	0	0	0	0	1	0	1	0	0	.355
Mar. 16	at Alabama*	*LF	2	0	0	0	0	0	0	1	0	0	0	0	0	0	0	2	0	1	.346
Mar. 19	at UAB	*LF	4	1	1	1	0	0	0	0	0	0	0	0	0	0	0	0	0	0	.341
Mar. 21	at Northwestern	*LF	3	0	1	1	0	0	0	0	0	0	0	0	0	0	0	1	0	0	.341
Mar. 22	at Northwestern	*LF	2	0	0	0	0	0	0	1	0	0	0	0	0	0	0	2	0	0	.333
Mar. 22	at Northwestern	*LF	2	0	1	1	0	0	0	0	0	0	0	0	1	0	0	2	0	0	.337
Mar. 26	at Southern Miss	*LF	3	1	2	4	0	0	0	0	1	0	0	0	0	0	0	0	0	0	.348
Mar. 28	TEXAS*																				
Mar. 29	TEXAS*																				
Mar. 30	TEXAS*																				
Apr. 1	CENTRAL ARKANSAS																				
Apr. 4	at Tennessee*																				
Apr. 5	at Tennessee*																				
Apr. 6	at Tennessee*																				
Apr. 11	MISSOURI*																				
Apr. 12	MISSOURI*																				
Apr. 13	MISSOURI*																				
Apr. 18	vs. Oklahoma*																				
Apr. 19	at Oklahoma*																				
Apr. 20	at Oklahoma*																				
Apr. 25	at Kentucky*																				
Apr. 26	at Kentucky*																				
Apr. 27	at Kentucky*																				
May 1	OLE MISS*																				
May 2	OLE MISS*																				
May 3	OLE MISS*																				

	AVG	GP-GS	AB	R	H	2B	3B	HR	RBI	TB	SLG	BB	HBP	SO	GDP	OBP	SF	SH	SB-ATT	PO	A	E	FLD
2023	.000	15-0	6	2	0	0	0	0	0	0	.000	1	1	2	0	.250	0	0	0-0	0	0	0	.000
2024	.286	10-0	7	3	2	0	0	0	0	2	.286	3	0	0	0	.500	0	0	2-2	1	0	0	1.000
2025	.348	34-33	92	20	32	5	0	3	26	46	.500	5	0	8	1	.374	2	0	2-2	34	0	3	.919
TOTAL	.324	59-33	105	25	34	5	0	3	26	48	.457	9	1	10	1	.376	2	0	4-4	35	0	3	.921



20

SARA PHILLIPS **P**
FRESHMAN | R/R | 5-10 // TRUSSVILLE, ALA. (HEWITT-TRUSSVILLE HS)

SEASON HIGHS

Innings	6.1	Northwestern State, 3/1/25
Longest Start	6.1	Northwestern State, 3/1/25
Shortest Start		
Longest Relief	1.1	Bradley, 2/15/25
Strikeouts	4	Northwestern State, 3/1/25
Walks	2	Northwestern State, 3/1/25
Hits	2	2x, last, Middle Tennessee, 3/12/2025
Runs	2	2x, last, Middle Tennessee, 3/12/2025
Earned Runs	2	2x, last, Middle Tennessee, 3/12/2025
Pitch Count	91	Northwestern State, 3/1/25
Putouts		
Assists		

CAREER HIGHS

Innings	6.1	Northwestern State, 3/1/25
Longest Start	6.1	Northwestern State, 3/1/25
Shortest Start		
Longest Relief	1.1	Bradley, 2/15/25
Strikeouts	4	Northwestern State, 3/1/25
Walks	2	Northwestern State, 3/1/25
Hits	2	2x, last, Middle Tennessee, 3/12/2025
Runs	2	2x, last, Middle Tennessee, 3/12/2025
Earned Runs	2	2x, last, Middle Tennessee, 3/12/2025
Pitch Count	91	Northwestern State, 3/1/25
Putouts		
Assists		

NOTEWORTHY

- » Has made five appearances in the circle.
- » Pitching to a 4.20 ERA over 10.0 innings.
- » Threw 6.1 innings in her first career start against **Northwestern State (3/1)** to earn her first career win.
- » Closed out the run-rule victory **vs. Louisiana Tech (2/22)**.
- » Tossed 1.1 innings against **Bradley (2/15)** and did not allow a run.
- » Made her debut in relief **vs. Penn State (2/8)**, tossing 1.0 inning and striking out the final batter of the game.
- » Considered the No. 18 prospect in the class by Extra Inning Softball and the No. 12 pitcher.
- » Played at Hewitt-Trussville High School where her team won the 7A State Championship in 2021 and 2023 and was state runner-up in 2022.
- » Three-time All-State Tournament Team selection and two-time First Team All-State selection.
- » Named a MaxPreps First Team High School All-American in 2023.
- » Finished her high school career with a 72-4 record and 703 strikeouts.
- » Also hit in high school and collected 99 career RBIs.
- » Played travel ball for the Birmingham Thunderbolts, which placed third at the 2021 PGF 16U Premier Nationals.

PHILLIPS' GAME-BY-GAME STATS

DATE	OPPONENT	GS	DEC.	IP	H	R	ER	BB	SO	2B	3B	HR	WP	HBP	IBB	BF	PC	ERA	PO	A	E
Feb. 7	vs. Texas Tech		DNP																		
Feb. 7	vs. Duke		DNP																		
Feb. 8	vs. Bethune-Cookman		DNP																		
Feb. 8	vs. Penn State		--	1.0	1	1	1	1	1	0	1	0	0	0	0	5	19	7.00	0	0	0
Feb. 9	vs. Nebraska		DNP																		
Feb. 13	SOUTHERN ILLINOIS		DNP																		
Feb. 14	NORTH TEXAS		DNP																		
Feb. 14	BRADLEY		DNP																		
Feb. 15	BRADLEY		--	1.1	1	0	0	0	1	0	0	0	0	0	0	5	21	3.00	0	0	0
Feb. 16	GEORGIA TECH		DNP																		
Feb. 18	SAMFORD		DNP																		
Feb. 22	vs. Louisiana Tech		--	1.0	1	1	1	0	0	0	0	1	0	0	0	4	12	4.20	0	0	0
Feb. 22	vs. North Alabama		DNP																		
Feb. 23	vs. Jacksonville State		DNP																		
Feb. 23	vs. Miami (Ohio)		DNP																		
Feb. 26	UAB		DNP																		
Feb. 28	ALABAMA STATE		DNP																		
Feb. 28	NEW MEXICO		DNP																		
Mar. 1	NORTHWESTERN STATE	*	W	6.1	2	2	2	2	4	0	0	0	1	1	0	24	91	2.90	0	0	0
Mar. 1	NEW MEXICO		DNP																		
Mar. 2	NORTHWESTERN STATE		DNP																		
Mar. 5	LOUISIANA		DNP																		
Mar. 8	AUBURN*		DNP																		
Mar. 9	AUBURN*		DNP																		
Mar. 10	AUBURN*		DNP																		
Mar. 12	MIDDLE TENNESSEE		--	0.1	2	2	2	0	0	0	0	1	0	1	0	4	12	4.20	0	0	0
Mar. 14	at Alabama*		DNP																		
Mar. 14	at Alabama*		DNP																		
Mar. 16	at Alabama*		DNP																		
Mar. 19	at UAB		DNP																		
Mar. 21	at Northwestern		DNP																		
Mar. 22	at Northwestern		DNP																		
Mar. 22	at Northwestern		DNP																		
Mar. 26	at Southern Miss		DNP																		
Mar. 28	TEXAS*																				
Mar. 29	TEXAS*																				
Mar. 30	TEXAS*																				
Apr. 1	CENTRAL ARKANSAS																				
Apr. 4	at Tennessee*																				
Apr. 5	at Tennessee*																				
Apr. 6	at Tennessee*																				
Apr. 11	MISSOURI*																				
Apr. 12	MISSOURI*																				
Apr. 13	MISSOURI*																				
Apr. 18	vs. Oklahoma*																				
Apr. 19	at Oklahoma*																				
Apr. 20	at Oklahoma*																				
Apr. 25	at Kentucky*																				
Apr. 26	at Kentucky*																				
Apr. 27	at Kentucky*																				
May 1	OLE MISS*																				
May 2	OLE MISS*																				
May 3	OLE MISS*																				

STANDOUT GAMES

	2025	CAREER
5+ Strikeouts	--	--
10+ Strikeouts	--	--
2-run or less CG	--	--

STREAKS

	ACTIVE	CAREER
Wins	--	1
Scoreless Innings	0.1	7.0

	ERA	W-L	APP	GS	CG	SHO	SV	IP	H	R	ER	BB	SO	2B	3B	HR	BF	B/AVG	WP	HP	PO	A	E	FLD
2025	4.20	1-0	5	1	0	0	0	10.0	7	6	6	3	6	0	1	2	42	.194	1	2	0	0	0	.000
TOTAL	4.20	1-0	5	1	0	0	0	10.0	7	6	6	3	6	0	1	2	42	.194	1	2	0	0	0	.000



22

JESSIE BLAINE C/OF

SENIOR | R/R | 5-10 // PIKE ROAD, ALA. (SAINT DOMINIC HS / AUBURN)

SEASON HIGHS

At-Bats	5	at UAB, 3/19/25
Hits	3	2x, last, at Alabama, 3/14/25
Runs Scored	3	Georgia Tech, 2/16/25
Runs Batted In	3	at Alabama, 3/14/25
Doubles	1	6x, last, Auburn, 3/9/25
Triples	1	Bradley, 2/15/25
Home Runs	1	2x, last, at Northwestern, 3/22/25
Walks	3	North Texas, 2/15/25
Stolen Bases		
Putouts	11	vs. Jacksonville State, 2/23/25
Assists	3	Auburn, 3/8/25
Hitting Streak	4 gm	2/23/25, vs Miami (Ohio) to 2/28/25, New Mexico

CAREER HIGHS

At-Bats	5	3x, last, at UAB, 3/19/25
Hits	4	Niagara, 4/15/22
Runs Scored	3	3x, last, Georgia Tech, 2/16/25
Runs Batted In	4	3x, last, Troy, 3/1/24
Doubles	1	18x, last, Auburn, 2/14/25
Triples	1	4x, last, Bradley, 2/15/25
Home Runs	1	19x, last, at Northwestern, 3/22/25
Walks	3	4x, last, North Texas, 2/14/25
Stolen Bases	1	6x, last, at Troy, 3/1/23
Putouts	11	vs. Jacksonville State, 2/23/25
Assists	3	3x, last, Auburn, 3/9/25
Hitting Streak	8 gm	5/21/23, at Clemson to 2/17/24, vs. Utah

NOTEWORTHY

- » Has appeared in all 34 games and started 32 between catcher and designated player.
- » Batting .349 (29-for-83), which is third on the team.
- » Third on the team in on-base percentage (.477).
- » Second on the team with 23 walks.
- » Leads the SEC with five runners picked off and has caught three stealing.
- » Her 105 career RBIs lead all active Bulldogs.
- » Hit her second home run of the year in the doubleheader **at Northwestern (3/22)** while finishing 3-for-7 on the day.
- » Finished 2-for-3 with two RBIs against the **Wildcats (3/21)**.
- » Collected three hits and three RBIs **at No. 25 Alabama (3/14)** while hitting her first home run of the season.
- » Hit .667 in the sweep of **No. 18 Auburn (3/8-10)** with two doubles against her former team.
- » Collected a season-high three hits against the **Tigers (3/8)** while picking a runner off and catching one stealing.
- » Picked up her second multi-hit game of the season against **Louisiana (3/5)** with an RBI.
- » Hit .500 (4-for-8) in **The Snowman (2/13-16)** with eight RBIs and eight walks.
- » Tripled and provided a sacrifice fly against **Bradley (2/15)**.
- » Was fellow Bulldog Josey Marron's batterymate in travel ball.
- » Anchor behind the dish for the 2019 Team USA U-17 National Team that won gold at the Pan American Games.

MULTI-HIT GAMES

	2	3	4	5+	TOTAL
2022*	8	--	1	--	9
2023*	3	--	--	--	3
2024	8	1	--	--	9
2025	4	2	--	--	6
TOTAL	23	3	1	--	27

MULTI-RBI GAMES

	2	3	4	5+	TOTAL
2022*	6	1	2	--	9
2023*	2	1	--	--	3
2024	6	1	1	--	8
2025	4	1	--	--	5
TOTAL	18	4	3	--	25

BLAINE'S GAME-BY-GAME STATS

DATE	OPPONENT	POS	AB	R	H	RBI	2B	3B	HR	BB	SB	CS	HBP	SH	SF	GDP	K	PO	A	E	AVG
Feb. 7	vs. Texas Tech	*DP/C	3	0	1	0	0	0	0	0	0	0	0	0	0	0	1	4	0	0	.333
Feb. 7	vs. Duke	*C	2	0	1	0	0	0	0	0	0	0	0	0	0	0	0	3	0	0	.400
Feb. 8	vs. Bethune-Cookman	*C	2	0	0	0	0	0	0	1	0	0	0	0	0	0	1	10	2	0	.286
Feb. 8	vs. Penn State	*C	3	0	0	0	0	0	0	0	0	0	0	0	0	0	0	6	2	0	.200
Feb. 9	vs. Nebraska	*C	2	0	1	0	1	0	0	1	0	0	0	0	0	0	0	6	0	0	.250
Feb. 13	SOUTHERN ILLINOIS	*C	3	0	1	2	0	0	0	1	0	0	0	0	0	0	0	8	0	0	.267
Feb. 14	NORTH TEXAS	*C	0	1	0	1	0	0	0	3	0	0	0	0	0	0	1	6	0	0	.267
Feb. 14	BRADLEY	*C	2	1	1	2	0	0	0	2	0	0	0	0	0	0	1	7	0	0	.294
Feb. 15	BRADLEY	*C	2	1	1	2	0	1	0	0	0	0	0	0	1	0	0	7	0	0	.316
Feb. 16	GEORGIA TECH	*C	1	3	1	1	1	0	0	2	0	0	0	0	0	0	0	9	0	0	.350
Feb. 18	SAMFORD	*C	1	2	0	0	0	0	0	2	0	0	0	0	0	0	0	5	0	0	.333
Feb. 22	vs. Louisiana Tech	*C	1	0	1	0	0	0	0	1	0	0	0	0	0	0	0	9	1	0	.364
Feb. 22	vs. North Alabama	*C	3	0	0	0	0	0	0	0	0	0	0	0	0	0	0	7	1	0	.320
Feb. 23	vs. Jacksonville State	*C	2	0	0	0	0	0	0	1	0	0	0	0	0	0	1	11	0	0	.296
Feb. 23	vs. Miami (Ohio)	*C	3	0	1	1	0	0	0	0	0	0	0	0	1	0	0	4	0	0	.300
Feb. 26	UAB	*C	3	0	1	0	1	0	0	0	0	0	0	0	0	0	0	8	0	0	.303
Feb. 28	ALABAMA STATE	*C	2	1	1	1	1	0	0	0	0	0	0	0	0	0	0	4	0	0	.314
Feb. 28	NEW MEXICO	*C	4	0	2	0	0	0	0	0	0	0	0	0	0	0	0	8	0	0	.333
Mar. 1	NORTHWESTERN STATE	PH	0	0	0	0	0	0	0	1	0	0	0	0	0	0	0	0	0	0	.333
Mar. 1	NEW MEXICO	*C	2	0	0	0	0	0	0	1	0	0	0	0	0	0	0	7	1	0	.317
Mar. 2	NORTHWESTERN STATE	PH/C	2	0	0	0	0	0	0	0	0	0	0	0	0	0	0	1	1	0	.302
Mar. 5	LOUISIANA	*C/DP	3	1	2	1	0	0	0	0	0	0	0	0	0	0	0	2	0	0	.326
Mar. 8	AUBURN*	*C/DP	3	1	3	1	1	0	0	0	0	0	0	0	0	0	0	10	3	0	.367
Mar. 9	AUBURN*	*C	1	2	1	0	1	0	0	2	0	0	0	0	0	0	0	9	1	0	.380
Mar. 10	AUBURN*	*C	2	1	0	0	0	0	0	1	0	0	0	0	0	0	1	7	1	0	.352
Mar. 12	MIDDLE TENNESSEE	*C	3	1	1	0	0	0	0	0	0	0	0	0	0	0	0	5	0	0	.364
Mar. 14	at Alabama*	*C/DP	4	2	3	3	0	0	1	0	0	0	0	0	0	0	0	4	1	0	.390
Mar. 14	at Alabama*	*C	2	0	0	0	0	0	0	2	0	0	0	0	0	1	1	2	0	0	.377
Mar. 16	at Alabama*	*C	3	0	0	0	0	0	0	1	0	0	0	0	0	0	0	5	0	0	.359
Mar. 19	at UAB	*C/DP	5	0	0	0	0	0	0	0	0	0	0	0	0	0	1	0	1	0	.333
Mar. 21	at Northwestern	*C/DP	3	1	2	2	0	0	0	1	0	0	0	0	0	0	0	2	2	0	.347
Mar. 22	at Northwestern	*C	3	1	1	1	0	0	1	0	0	0	0	0	0	0	2	4	1	0	.347
Mar. 22	at Northwestern	*DP/C	4	0	2	1	0	0	0	0	0	0	0	0	0	0	2	1	0	0	.354
Mar. 26	at Southern Miss	*C/DP	4	0	1	0	0	0	0	0	0	0	0	0	0	0	1	1	0	0	.349
Mar. 28	TEXAS*																				
Mar. 29	TEXAS*																				
Mar. 30	TEXAS*																				
Apr. 1	CENTRAL ARKANSAS																				
Apr. 4	at Tennessee*																				
Apr. 5	at Tennessee*																				
Apr. 6	at Tennessee*																				
Apr. 11	MISSOURI*																				
Apr. 12	MISSOURI*																				
Apr. 13	MISSOURI*																				
Apr. 18	vs. Oklahoma*																				
Apr. 19	at Oklahoma*																				
Apr. 20	at Oklahoma*																				
Apr. 25	at Kentucky*																				
Apr. 26	at Kentucky*																				
Apr. 27	at Kentucky*																				
May 1	OLE MISS*																				
May 2	OLE MISS*																				
May 3	OLE MISS*																				

	AVG	GP-GS	AB	R	H	2B	3B	HR	RBI	TB	SLG	BB	HBP	SO	GDP	OBP	SF	SH	SB-ATT	PO	A	E	FLD
2022*	.285	54-53	137	27	39	5	2	9	37	75	.547	25	0	21	0	.393	1	1	3-5	17	0	1	.944
2023*	.236	56-33	106	10	25	0	1	2	18	33	.311	17	2	12	0	.349	1	1	3-3	46	3	0	1.000
2024	.309	53-44	123	24	38	7	0	6	31	63	.512	28	3	30	1	.448	0	0	0-0	103	9	5	.957
2025	.349	34-32	83	19	29	6	1	2	19	43	.518	23	0	12	1	.477	3	0	0-0	178	20	0	1.000
TOTAL	.292	197-162	449	80	131	18	4	19	105	214	.477	93	5	75	2	.415	5	2	6-8	344	32	6	.984

* at Auburn

24

MORGAN STILES INF

FRESHMAN | 5-7 | R/R // ATHENS, ALA. (ATHENS HS)



SEASON HIGHS

At-Bats	4	vs. Miami (Ohio), 2/23/25
Hits	2	4x, last, at Southern Miss, 3/26/25
Runs Scored	2	4x, last, at Northwestern, 3/21/25
Runs Batted In	3	2x, last, Auburn, 3/9/25
Doubles	1	3x, last, at Alabama, 3/14/25
Triples	1	at Northwestern, 3/22/25
Home Runs	1	3x, last, at Northwestern, 3/21/25
Walks	1	5x, last, at Alabama, 3/14/25
Stolen Bases		
Putouts	4	vs. Miami (Ohio), 2/23/25
Assists	5	2x, last, Samford, 2/18/25
Hitting Streak	5 gm	2/23/25, Jacksonville State to 2/28/25, New Mexico

CAREER HIGHS

At-Bats	4	vs. Miami (Ohio), 2/23/25
Hits	2	4x, last, at Southern Miss, 3/26/25
Runs Scored	2	4x, last, at Northwestern, 3/21/25
Runs Batted In	3	2x, last, Auburn, 3/9/25
Doubles	1	3x, last, at Alabama, 3/14/25
Triples	1	at Northwestern, 3/22/25
Home Runs	1	3x, last, at Northwestern, 3/21/25
Walks	1	5x, last, at Alabama, 3/14/25
Stolen Bases		
Putouts	4	vs. Miami (Ohio), 2/23/25
Assists	5	2x, last, Samford, 2/18/25
Hitting Streak	5 gm	2/23/25, Jacksonville State to 2/28/25, New Mexico

NOTEWORTHY

- » Has played in 32 games, starting 27 at second base.
- » Batting .306 (19-for-62) on the year.
- » Ranks third on the team with 44 assists.
- » Collected her fourth multi-hit game of the season **at Southern Miss (3/26)**.
- » Hit first career triple **at Northwestern (3/22)**.
- » Homered in a 2-for-3 day against the **Wildcats (3/21)**.
- » Doubled and plated two RBIs **at No. 25 Alabama (3/14)**.
- » Went 2-for-2 against **Middle Tennessee (3/12)**.
- » Collected her fourth multi-RBI game of the season against **No. 18 Auburn (3/10)** with a two-RBI single that plated three runs.
- » Grabbed her first multi-hit game of her career with a double and a home run against the **Tigers (3/9)**.
- » Doubled against **Alabama State (2/28)** for her first extra-base hit.
- » Hit her first career home run against **UAB (2/26)** for a career-high three RBIs.
- » Was errorless in a career-high seven chances **vs. Miami (Ohio) (2/23)** while turning a double play.
- » Threw out a runner at the plate as part of relay to end the game **vs. North Alabama (2/22)**.
- » Plated runs with an RBI walk and a sacrifice fly in the win **vs. Louisiana Tech (2/22)**.
- » Collected her first career hit against **Southern Illinois (2/13)**.
- » Latest addition to MSU's 2025 class after flipping commitment from Oklahoma State.
- » Played at Athens High School where her team won a state title in 2022 and 2024 and was the state runner-up in 2023.
- » Holds Athens High's single-season (23) and career (69) home run records.
- » Four-time First Team All-State and three-time Tennessee Valley Terrific 20 honoree.
- » Named to the Alabama Sports Writers' Association Super All-State Team in 2024 and 2023 and 6A Player of the Year as a senior.

MULTI-HIT GAMES

	2	3	4	5+	TOTAL
2025	4	--	--	--	4
TOTAL	4	--	--	--	4

MULTI-RBI GAMES

	2	3	4	5+	TOTAL
2025	3	2	--	--	5
TOTAL	3	2	--	--	5

STILES' GAME-BY-GAME STATS

DATE	OPPONENT	POS	AB	R	H	RBI	2B	3B	HR	BB	SB	CS	HBP	SH	SF	GDP	K	PO	A	E	AVG
Feb. 7	vs. Texas Tech	*2B	3	0	0	0	0	0	0	0	0	0	0	0	0	0	2	0	1	0	.000
Feb. 7	vs. Duke	*2B	2	0	0	0	0	0	0	0	0	0	0	0	0	0	0	2	1	0	.000
Feb. 8	vs. Bethune-Cookman	PH	1	0	0	0	0	0	0	0	0	0	0	0	0	0	0	0	0	0	.000
Feb. 8	vs. Penn State	*2B	2	1	0	0	0	0	0	0	0	0	0	1	0	0	0	2	1	0	.000
Feb. 9	vs. Nebraska	*2B	2	0	0	0	0	0	0	0	0	0	0	0	0	0	0	1	5	0	.000
Feb. 13	SOUTHERN ILLINOIS	*2B/DP	1	2	1	0	0	0	0	1	0	0	0	1	0	0	0	1	0	1	.091
Feb. 14	NORTH TEXAS	*2B	2	0	0	0	0	0	0	0	0	0	0	0	0	0	0	0	1	0	.077
Feb. 14	BRADLEY	DNP																			
Feb. 15	BRADLEY	2B	0	0	0	0	0	0	0	0	0	0	0	0	0	0	0	1	0	0	.077
Feb. 16	GEORGIA TECH	*2B	2	0	1	1	0	0	0	0	0	0	0	0	0	0	0	1	1	0	.133
Feb. 18	SAMFORD	*2B	2	0	0	0	0	0	0	0	0	0	0	0	0	0	0	0	5	0	.118
Feb. 22	vs. Louisiana Tech	*2B	0	1	0	2	0	0	0	1	0	0	0	0	1	0	0	1	0	0	.118
Feb. 22	vs. North Alabama	PR/2B	0	0	0	0	0	0	0	0	0	0	0	0	0	0	0	1	1	0	.150
Feb. 23	vs. Jacksonville State	*2B	3	0	1	0	0	0	0	0	0	0	0	0	0	0	1	1	1	0	.167
Feb. 23	vs. Miami (Ohio)	*2B	4	0	1	1	0	0	0	0	0	0	0	0	0	0	1	4	3	0	.200
Feb. 26	UAB	*2B	1	2	1	3	0	0	1	1	0	0	0	0	0	0	0	0	1	0	.231
Feb. 28	ALABAMA STATE	*2B	1	2	1	1	1	0	0	1	0	0	0	0	0	0	0	1	2	0	.250
Feb. 28	NEW MEXICO	*2B	2	1	1	0	0	0	0	0	0	0	0	0	0	0	0	4	0	0	.233
Mar. 1	NORTHWESTERN STATE	*2B	2	0	0	0	0	0	0	0	0	0	0	0	0	0	0	2	1	0	.226
Mar. 1	NEW MEXICO	DNP																			.219
Mar. 2	NORTHWESTERN STATE	*2B	1	0	0	0	0	0	0	0	0	0	0	0	0	0	0	2	1	1	.219
Mar. 5	LOUISIANA	PH/2B	1	0	0	0	0	0	0	0	0	0	0	0	0	0	0	0	0	0	.257
Mar. 8	AUBURN*	2B	0	0	0	0	0	0	0	0	0	0	0	0	0	0	0	1	1	0	.268
Mar. 9	AUBURN*	*2B/DP	3	1	2	3	1	0	1	0	0	0	0	0	0	0	0	2	1	1	.300
Mar. 10	AUBURN*	*2B	3	1	1	2	0	0	0	0	0	0	0	0	0	0	0	1	1	0	.286
Mar. 12	MIDDLE TENNESSEE	*2B	2	0	2	0	0	0	0	0	0	0	0	0	0	0	0	0	2	0	.289
Mar. 14	at Alabama*	*2B	2	1	0	0	0	0	0	1	0	0	0	0	0	0	0	0	1	0	.271
Mar. 14	at Alabama*	*2B	3	1	1	2	1	0	0	0	0	0	0	0	0	0	1	1	1	0	.275
Mar. 16	at Alabama*	*2B	3	0	0	0	0	0	0	0	0	0	0	0	0	0	0	2	0	1	.296
Mar. 19	at UAB	*2B	3	0	1	0	0	0	0	0	0	0	0	0	0	0	0	1	2	0	.281
Mar. 21	at Northwestern	*2B	3	2	2	1	0	0	1	0	0	0	0	0	0	0	0	2	0	0	.288
Mar. 22	at Northwestern	*2B	3	0	0	0	0	0	0	0	0	0	0	0	0	0	1	1	4	2	.306
Mar. 22	at Northwestern	*2B	2	1	1	1	0	1	0	0	0	0	0	0	0	0	0	0	1	0	
Mar. 26	at Southern Miss	*2B	3	0	2	0	0	0	0	0	0	0	0	0	0	0	0	1	1	0	
Mar. 28	TEXAS*																				
Mar. 29	TEXAS*																				
Mar. 30	TEXAS*																				
Apr. 1	CENTRAL ARKANSAS																				
Apr. 4	at Tennessee*																				
Apr. 5	at Tennessee*																				
Apr. 6	at Tennessee*																				
Apr. 11	MISSOURI*																				
Apr. 12	MISSOURI*																				
Apr. 13	MISSOURI*																				
Apr. 18	vs. Oklahoma*																				
Apr. 19	at Oklahoma*																				
Apr. 20	at Oklahoma*																				
Apr. 25	at Kentucky*																				
Apr. 26	at Kentucky*																				
Apr. 27	at Kentucky*																				
May 1	OLE MISS*																				
May 2	OLE MISS*																				
May 3	OLE MISS*																				



25

RAELIN CHAFFIN

P

SENIOR | R/R | 5-6 // BOSSIER CITY, LA. (AIRLINE HS / LSU)

SEASON HIGHS

Innings	8.0	vs. Texas Tech, 2/7/25
Longest Start	8.0	vs. Texas Tech, 2/7/25
Shortest Start	3.0	at Northwestern, 3/22/25
Longest Relief	3.2	Auburn, 3/10/25
Strikeouts	11	2x, last, Auburn, 3/9/25
Walks	7	Auburn, 3/8/25
Hits	8	at Alabama, 3/14/25
Runs	5	North Texas, 2/14/25
Earned Runs	4	Auburn, 3/8/25
Pitch Count	144	Auburn, 3/8/25
Putouts	1	Auburn, 3/10/25
Assists	2	3x, last, Louisiana, 3/5/25

CAREER HIGHS

Innings	8.0	vs. Texas Tech, 2/7/25
Longest Start	8.0	vs. Texas Tech, 2/7/25
Shortest Start	0.0	at Louisiana, 4/23/24
Longest Relief	5.2	at McNeese, 4/19/22
Strikeouts	12	Central Connecticut State, 3/6/22
Walks	8	vs. Alabama, 3/14/25
Hits	11	Kentucky, 4/3/22
Runs	8	at Georgia Tech, 2/15/24
Earned Runs	6	at Georgia Tech, 2/15/24
Pitch Count	144	Auburn, 3/8/25
Putouts	1	8x, last, Auburn, 3/10/25
Assists	3	2x, last, New Mexico, 2/11/23

NOTEWORTHY

- » Has made 24 appearances in the circle, including 15 starts.
- » Second in the nation with 15 wins and is ninth nationally with 11 complete games.
- » Ranks 11th nationally and third in the SEC in strikeouts (123).
- » Her 1.39 ERA is 16th in the country.
- » Second the conference with 29 looking strikeouts.
- » Thrown 100.2 innings, which is second in the SEC.
- » Set the modern-era MSU record with wins in her first six career appearances at State and the longest career-opening stretch of innings pitched without allowing an earned run (25.0).
- » Pitched a shutout for her fifth complete game of the season **at Northwestern (3/21)**.
- » Earned the save **at UAB (3/19)** after throwing 2.2 scoreless frames with four strikeouts.
- » Earned two wins in two complete games to lead MSU to its first series victory **at No. 25 Alabama (3/14-16)** in program history.
- » Threw her eighth complete game, a single-season career high, and collected her 11th win of the season in the opener against **No. 18 Auburn (3/8)**.
- » Threw a career-high 144 pitches and struck a season-high 11 that night.
- » Matched the school record with six looking strikeouts **vs. Jacksonville State (2/23)** while fanning a season-high 11 batters.
- » Struck out the final eight batters she faced in order **vs. Louisiana Tech (2/22)**.
- » Became the first Bulldog to be named **NFCA Pitcher of the Week (2/11)** for her efforts at the **NFCA Leadoff Classic (2/7-9)**.
- » Struck out six in a shutout **vs. No. 19 Nebraska (2/9)**.
- » Outdueled reigning Player of the Year NiJaree Canady on Opening Day in a complete-game victory **vs. No. 13 Texas Tech (2/7)**, allowing just one run in 8.0 innings.
- » Was ranked as high as No. 28 in Softball America's Transfer Portal Rankings.
- » Played for Team USA at the 2021 WBSC U-18 World Cup where the Americans won gold in Lima, Peru.
- » Started two games at the WBSC U-18 World Cup and struck out 15 over 11.1 innings with a 1.85 ERA.

STANDOUT GAMES

	2025	CAREER
5+ Strikeouts	13	26
10+ Strikeouts	2	3
2-run or less CG	6	16

STREAKS

	ACTIVE	CAREER
Wins	--	9
Scoreless Innings	3.2	17.1

CHAFFIN'S GAME-BY-GAME STATS

DATE	OPPONENT	GS	DEC.	IP	H	R	ER	BB	SO	2B	3B	HR	WP	HBP	IBB	BF	PC	ERA	PO	A	E
Feb. 7	vs. Texas Tech	*	W	8.0	3	1	0	4	6	1	0	0	1	1	0	30	111	0.00	0	1	0
Feb. 7	vs. Duke		DNP																		
Feb. 8	vs. Bethune-Cookman		W	1.2	1	0	0	0	3	1	0	0	0	0	0	6	24	0.00	0	0	0
Feb. 8	vs. Penn State	*	W	6.0	3	0	0	1	5	0	0	0	0	1	0	23	89	0.00	0	0	0
Feb. 9	vs. Nebraska	*	W	7.0	5	0	0	0	6	2	0	0	0	0	0	27	91	0.00	0	2	0
Feb. 13	SOUTHERN ILLINOIS		DNP																		
Feb. 14	NORTH TEXAS	*	W	5.0	7	5	3	2	3	1	0	0	0	0	0	23	98	0.76	0	1	0
Feb. 14	BRADLEY		DNP																		
Feb. 15	BRADLEY		DNP																		
Feb. 16	GEORGIA TECH	*	W	5.0	6	3	3	1	9	2	0	0	0	0	0	23	86	1.29	0	0	0
Feb. 18	SAMFORD		DNP																		
Feb. 22	vs. Louisiana Tech	*	W	4.0	1	0	0	1	9	0	0	0	0	0	0	13	71	1.15	0	0	0
Feb. 22	vs. North Alabama		DNP																		
Feb. 23	vs. Jacksonville State	*	L	7.0	2	3	0	1	11	0	0	0	0	0	2	28	108	0.96	0	2	0
Feb. 23	vs. Miami (Ohio)		DNP																		
Feb. 26	UAB	*	W	5.0	3	1	1	0	8	1	0	0	0	0	0	18	65	1.01	0	2	0
Feb. 28	ALABAMA STATE		DNP																		
Feb. 28	NEW MEXICO	*	W	5.0	3	0	0	0	6	0	0	0	0	0	0	18	77	0.91	0	0	0
Mar. 1	NORTHWESTERN STATE		DNP																		
Mar. 1	NEW MEXICO	--	2.0	3	2	2	1	5	1	0	1	0	0	0	0	10	49	1.13	0	0	0
Mar. 2	NORTHWESTERN STATE	--	1.0	0	0	0	0	2	0	0	0	0	0	0	0	3	11	1.11	0	0	0
Mar. 5	LOUISIANA	*	W	5.0	3	1	1	3	5	0	0	0	1	0	0	21	76	1.14	0	2	0
Mar. 8	AUBURN*	*	W	7.0	7	4	4	7	11	4	0	0	0	0	0	34	144	1.43	0	0	0
Mar. 9	AUBURN*	S	2.0	1	0	0	0	1	0	0	0	1	0	0	6	26	1.39	0	0	0	
Mar. 10	AUBURN*	W	3.2	2	0	0	0	6	0	0	0	1	0	0	13	53	1.26	1	0	0	
Mar. 12	MIDDLE TENNESSEE	--	0.1	0	0	0	0	0	0	0	0	0	0	0	1	5	1.31	0	0	0	
Mar. 14	at Alabama*	*	W	6.0	8	1	0	3	7	1	0	0	0	1	0	30	121	1.21	0	0	0
Mar. 14	at Alabama*		DNP																		
Mar. 16	at Alabama*	*	W	7.0	7	3	3	1	4	2	0	0	0	1	0	32	103	1.36	0	0	0
Mar. 19	at UAB	S	2.2	3	0	0	0	4	1	0	0	0	0	0	9	40	1.32	0	0	0	
Mar. 21	at Northwestern	*	W	5.0	7	0	0	1	5	0	0	0	2	0	0	21	89	1.25	0	0	0
Mar. 22	at Northwestern	*	L	3.0	5	4	3	1	4	1	1	0	1	0	0	16	64	1.42	0	0	0
Mar. 22	at Northwestern	--	0.1	0	0	0	0	0	0	0	0	0	0	0	1	4	1.42	0	0	0	
Mar. 26	at Southern Miss	--	2.0	1	0	0	2	3	0	0	0	0	0	0	0	9	1.36	0	0	0	
Mar. 28	TEXAS*																				
Mar. 29	TEXAS*																				
Mar. 30	TEXAS*																				
Apr. 1	CENTRAL ARKANSAS																				
Apr. 4	at Tennessee*																				
Apr. 5	at Tennessee*																				
Apr. 6	at Tennessee*																				
Apr. 11	MISSOURI*																				
Apr. 12	MISSOURI*																				
Apr. 13	MISSOURI*																				
Apr. 18	vs. Oklahoma*																				
Apr. 19	at Oklahoma*																				
Apr. 20	at Oklahoma*																				
Apr. 25	at Kentucky*																				
Apr. 26	at Kentucky*																				
Apr. 27	at Kentucky*																				
May 1	OLE MISS*																				
May 2	OLE MISS*																				
May 3	OLE MISS*																				

* at LSU



29

SIERRA SACCO OF

SENIOR | L/R | 5-8 // MARRERO, LA. (JOHN CURTIS CHRISTIAN HS / LOUISIANA TECH)

SEASON HIGHS

At-Bats	5	at UAB, 3/19/25
Hits	3	5x, last, at Northwestern, 3/21/25
Runs Scored	4	at Northwestern, 3/21/25
Runs Batted In	5	vs. Louisiana Tech, 2/22/25
Doubles	3	vs. Penn State, 2/8/25
Triples	1	2x, last, at UAB, 3/19/25
Home Runs	2	vs. Louisiana Tech, 2/22/25
Walks	3	3x, last, North Alabama, 2/22/25
Stolen Bases	2	vs. Nebraska, 2/9/25
Putouts	5	2x, last, at Alabama, 3/14/25
Assists	1	2x, last, at Alabama, 3/14/25
Hitting Streak	16 gm	2/26/25, UAB to 3/21/25, Northwestern

CAREER HIGHS

At-Bats	5	4x, last, at UAB, 3/19/25
Hits	4	2x, last vs. UCF, 2/22/24
Runs Scored	4	3x, last, at Northwestern, 3/21/25
Runs Batted In	5	vs. Louisiana Tech, 2/22/25
Doubles	3	vs. Penn State, 2/8/25
Triples	1	9x, last, at UAB, 3/19/25
Home Runs	2	vs. Louisiana Tech, 2/22/25
Walks	3	4x, last, North Alabama, 2/22/25
Stolen Bases	3	3x, last, Tennessee, 4/12/24
Putouts	7	Middle Tennessee, 3/26/23
Assists	2	vs. UTSA, 4/2/22
Hitting Streak	16 gm	2/26/25, UAB to 2/21/25, Northwestern

NOTEWORTHY

- » Has started all 34 games in center field.
- » Batting .510 (52-for-102), which leads the team and is eighth nationally.
- » Also leads the team in slugging percentage (.843), on-base percentage (.615), hits, walks (27), runs (45), doubles (12), RBIs (33) and total bases (86).
- » On-base percentage is fifth nationally and would be second in MSU single-season history.
- » Fourth among active players nationally in career runs (193) and hits (243), sixth in stolen bases (96) and second in walks (147).
- » Leads team with 17 multi-hit and 10 multi-RBI games.
- » MSU is 55-8 when she scores a run.
- » Was 3-for-3 in the second game of the doubleheader at Northwestern (3/22).
- » Went 3-for-4 with a double and two RBIs against the Wildcats (3/21).
- » Came a home run shy of the cycle at UAB (3/19) with two RBIs.
- » Reached base in 11-of-12 plate appearances in the series at No. 25 Alabama (3/14-16).
- » Stole 10th base of the year and hit sixth home run of the season against No. 18 Auburn (3/9).
- » Reached base in every plate appearance with two walks and two hits against the Tigers (3/8).
- » Collected multiple hits in four of five games at the Bulldog Invitational (2/28-3/2).
- » Had three hits, including a homer, and three RBIs against Louisiana (3/5).
- » Hit two homers, including a grand slam, vs. Louisiana Tech (2/22) for a career-high five RBIs against her former team
- » Tied the MSU single-game record with three doubles vs. Penn State (2/8) while driving in a pair of runs.
- » Has started 203 consecutive games, all in center field and as the leadoff hitter, between Louisiana Tech and MSU.
- » Has not made an error in 191 straight chances dating back to 2023.

MULTI-HIT GAMES

	2	3	4	5+	TOTAL
2022*	14	9	1	--	24
2023*	8	4	--	--	12
2024	10	2	1	--	13
2025	11	6	--	--	17
TOTAL	43	21	2	--	66

MULTI-RBI GAMES

	2	3	4	5+	TOTAL
2022*	4	1	--	--	5
2023*	4	1	--	--	5
2024	1	1	1	--	3
2025	5	4	--	1	10
TOTAL	14	7	1	1	23

SACCO'S GAME-BY-GAME STATS

DATE	OPPONENT	POS	AB	R	H	RBI	2B	3B	HR	BB	SB	CS	HBP	SH	SF	GDP	K	PO	A	E	AVG
Feb. 7	vs. Texas Tech	*CF	4	0	1	1	0	0	0	0	0	1	0	0	0	0	1	5	0	0	.250
Feb. 7	vs. Duke	*CF	2	0	0	0	0	0	0	0	0	0	0	0	0	0	1	0	0	0	.167
Feb. 8	vs. Bethune-Cookman	*CF	4	1	1	1	0	0	0	0	0	0	0	0	0	0	0	0	1	0	.200
Feb. 8	vs. Penn State	*CF	4	1	3	2	3	0	0	0	0	0	0	0	0	0	0	1	0	0	.357
Feb. 9	vs. Nebraska	*CF	3	0	3	3	1	0	0	0	2	0	0	0	0	0	0	3	0	0	.471
Feb. 13	SOUTHERN ILLINOIS	*CF	4	2	2	1	0	0	0	0	1	0	0	0	0	0	0	4	0	0	.476
Feb. 14	NORTH TEXAS	*CF	1	3	1	0	0	0	0	3	1	0	0	0	0	0	0	3	0	0	.500
Feb. 14	BRADLEY	*CF	2	2	1	0	0	0	0	2	1	0	0	0	0	0	1	1	0	0	.500
Feb. 15	BRADLEY	*CF	2	1	1	2	0	1	0	2	0	1	0	0	0	0	0	0	0	0	.500
Feb. 16	GEORGIA TECH	*CF	1	1	0	0	0	0	0	3	0	0	0	0	0	0	0	1	0	0	.481
Feb. 18	SAMFORD	*CF	3	0	0	0	0	0	0	1	0	0	0	0	0	0	1	3	0	0	.433
Feb. 22	vs. Louisiana Tech	*CF	3	2	2	5	0	0	2	0	1	0	0	0	0	0	0	1	0	0	.455
Feb. 22	vs. North Alabama	*CF	1	3	1	1	1	0	0	3	1	0	0	0	0	0	0	0	0	0	.471
Feb. 23	vs. Jacksonville State	*CF	4	0	1	0	1	0	0	0	0	0	0	0	0	0	0	2	0	0	.447
Feb. 23	vs. Miami (Ohio)	*CF	3	2	0	0	0	0	0	2	0	0	0	0	0	0	0	2	0	0	.415
Feb. 26	UAB	*CF	3	1	1	0	0	0	0	0	1	0	0	0	0	0	1	0	0	0	.409
Feb. 28	ALABAMA STATE	*CF	2	3	2	3	0	0	1	2	0	1	0	0	0	0	0	1	0	0	.435
Feb. 28	NEW MEXICO	*CF	3	2	2	3	0	0	1	1	0	0	0	0	0	0	0	0	0	0	.449
Mar. 1	NORTHWESTERN STATE	*CF	4	0	1	0	0	0	0	0	0	0	0	0	0	0	0	2	0	0	.434
Mar. 1	NEW MEXICO	*CF	3	2	2	0	0	0	0	0	1	0	0	0	0	0	0	1	0	0	.446
Mar. 2	NORTHWESTERN STATE	*CF	3	0	2	0	2	0	0	0	0	0	0	0	0	0	0	0	0	0	.458
Mar. 5	LOUISIANA	*CF	4	2	3	3	0	0	1	0	0	0	0	0	0	0	0	0	0	0	.476
Mar. 8	AUBURN*	*CF	2	1	2	0	0	0	0	2	0	0	0	0	0	0	0	0	0	0	.492
Mar. 9	AUBURN*	*CF	4	1	1	2	0	0	1	0	0	0	0	0	0	0	1	2	1	0	.478
Mar. 10	AUBURN*	*CF	3	1	1	0	0	0	0	1	0	0	0	0	0	0	0	0	0	0	.472
Mar. 12	MIDDLE TENNESSEE	*CF	3	0	1	0	0	0	0	0	1	0	0	0	0	0	1	1	0	0	.467
Mar. 14	at Alabama*	*CF	3	3	2	1	1	0	0	1	1	0	0	0	0	0	0	0	2	0	.474
Mar. 14	at Alabama*	*CF	3	1	2	1	0	0	0	1	1	0	0	0	0	0	0	5	1	0	.481
Mar. 16	at Alabama*	*CF	2	1	2	0	1	0	0	2	0	0	0	0	0	0	0	3	0	0	.494
Mar. 19	at UAB	*CF	5	1	3	2	1	1	0	0	0	0	0	0	0	0	0	1	0	0	.500
Mar. 21	at Northwestern	*CF	4	4	3	2	1	0	0	0	0	0	0	0	0	0	0	1	0	0	.511
Mar. 22	at Northwestern	*CF	3	0	0	0	0	0	0	0	0	0	0	0	0	0	1	0	0	0	.495
Mar. 22	at Northwestern	*CF/DP	3	3	3	0	0	0	0	0	0	0	1	0	0	0	0	1	0	0	.510
Mar. 26	at Southern Miss	*CF	4	1	2	0	0	0	0	0	0	0	0	0	0	0	0	1	0	0	.510
Mar. 28	TEXAS*																				
Mar. 29	TEXAS*																				
Mar. 30	TEXAS*																				
Apr. 1	CENTRAL ARKANSAS																				
Apr. 4	at Tennessee*																				
Apr. 5	at Tennessee*																				
Apr. 6	at Tennessee*																				
Apr. 11	MISSOURI*																				
Apr. 12	MISSOURI*																				
Apr. 13	MISSOURI*																				
Apr. 18	vs. Oklahoma*																				
Apr. 19	at Oklahoma*																				
Apr. 20	at Oklahoma*																				
Apr. 25	at Kentucky*																				
Apr. 26	at Kentucky*																				
Apr. 27	at Kentucky*																				
May 1	OLE MISS*																				
May 2	OLE MISS*																				
May 3	OLE MISS*																				

	AVG	GP-GS	AB	R	H	2B	3B	HR	RBI	TB	SLG	BB	HBP	SO	GDP	OBP	SF	SH	SB-ATT	PO	A	E	FLD
2022*	.441	59-59	188	54	83	7	3	0	21	96	.511	36	2	40	0	.535	0	0	28-33	94	9	2	.981
2023*	.335	56-56	167	40	56	5	1	0	10	63	.377	41	7	31	0	.477	3	4	36-39	127	4	3	.978
2024	.347	54-54	150	54	52	6	3	2	19	70	.467	43	2	32	0	.492	2	3	19-19	67	1	0	1.000
2025	.510	34-34	102	45	52	12	2	6	33	86	.843	27	1	8	0	.615	0	0	13-16	47	3	0	1.000
TOTAL	.400	203-203	607	193	243	30	9	8	83	315	.519	147	12	111	0	.521	5	7	96-107	335	17	5	.986

* at Louisiana Tech



41

TAYLOR TROUTMAN OF

FRESHMAN | 5-10 | L/R // HENDERSON, KY. (HENDERSON COUNTY HS)

SEASON HIGHS

At-Bats
Hits
Runs Scored
Runs Batted In
Doubles
Triples
Home Runs
Walks
Stolen Bases
Putouts
Assists
Hitting Streak

CAREER HIGHS

At-Bats
Hits
Runs Scored
Runs Batted In
Doubles
Triples
Home Runs
Walks
Stolen Bases
Putouts
Assists
Hitting Streak

NOTEWORTHY

- » Will miss the 2025 season while recovering from a torn ACL in the fall.
- » Tabbed the No. 8 player in the class by Perfect Game and the No. 9 player nationally by Extra Inning Softball.
- » Also considered the No. 14 outfielder by Extra Inning.
- » Named the No. 29 position player in the class by Softball America.
- » Selected to the PGF Futures All-American Game and Triple Crown Futures All-American Game.
- » Played at Henderson County High School where she holds school records in career RBIs and home runs and is among the top 10 in school history for batting average, hits, runs and triples.
- » Played travel ball for Top Gun National, which landed among the top 10 in U.S. club rankings in 2023 and finished third at the Triple Crown National Championships.

TROUTMAN'S GAME-BY-GAME STATS

DATE	OPPONENT	POS	AB	R	H	RBI	2B	3B	HR	BB	SB	CS	HBP	SH	SF	GDP	K	PO	A	E	AVG
Feb. 7	vs. Texas Tech	DNP - INJURED																			
Feb. 7	vs. Duke	DNP - INJURED																			
Feb. 8	vs. Bethune-Cookman	DNP - INJURED																			
Feb. 8	vs. Penn State	DNP - INJURED																			
Feb. 9	vs. Nebraska	DNP - INJURED																			
Feb. 13	SOUTHERN ILLINOIS	DNP - INJURED																			
Feb. 14	NORTH TEXAS	DNP - INJURED																			
Feb. 14	BRADLEY	DNP - INJURED																			
Feb. 15	BRADLEY	DNP - INJURED																			
Feb. 16	GEORGIA TECH	DNP - INJURED																			
Feb. 18	SAMFORD	DNP - INJURED																			
Feb. 22	vs. Louisiana Tech	DNP - INJURED																			
Feb. 22	vs. North Alabama	DNP - INJURED																			
Feb. 23	vs. Jacksonville State	DNP - INJURED																			
Feb. 23	vs. Miami (Ohio)	DNP - INJURED																			
Feb. 26	UAB	DNP - INJURED																			
Feb. 28	ALABAMA STATE	DNP - INJURED																			
Feb. 28	NEW MEXICO	DNP - INJURED																			
Mar. 1	NORTHWESTERN STATE	DNP - INJURED																			
Mar. 1	NEW MEXICO	DNP - INJURED																			
Mar. 2	NORTHWESTERN STATE	DNP - INJURED																			
Mar. 5	LOUISIANA	DNP - INJURED																			
Mar. 8	AUBURN*	DNP - INJURED																			
Mar. 9	AUBURN*	DNP - INJURED																			
Mar. 10	AUBURN*	DNP - INJURED																			
Mar. 12	MIDDLE TENNESSEE	DNP - INJURED																			
Mar. 14	at Alabama*	DNP - INJURED																			
Mar. 14	at Alabama*	DNP - INJURED																			
Mar. 16	at Alabama*	DNP - INJURED																			
Mar. 19	at UAB	DNP - INJURED																			
Mar. 21	at Northwestern	DNP - INJURED																			
Mar. 22	at Northwestern	DNP - INJURED																			
Mar. 22	at Northwestern	DNP - INJURED																			
Mar. 26	at Southern Miss	DNP - INJURED																			
Mar. 28	TEXAS*																				
Mar. 29	TEXAS*																				
Mar. 30	TEXAS*																				
Apr. 1	CENTRAL ARKANSAS																				
Apr. 4	at Tennessee*																				
Apr. 5	at Tennessee*																				
Apr. 6	at Tennessee*																				
Apr. 11	MISSOURI*																				
Apr. 12	MISSOURI*																				
Apr. 13	MISSOURI*																				
Apr. 18	vs. Oklahoma*																				
Apr. 19	at Oklahoma*																				
Apr. 20	at Oklahoma*																				
Apr. 25	at Kentucky*																				
Apr. 26	at Kentucky*																				
Apr. 27	at Kentucky*																				
May 1	OLE MISS*																				
May 2	OLE MISS*																				
May 3	OLE MISS*																				

MULTI-HIT GAMES

	2	3	4	5+	TOTAL
2025	--	--	--	--	0
TOTAL	--	--	--	--	0

MULTI-RBI GAMES

	2	3	4	5+	TOTAL
2025	--	--	--	--	0
TOTAL	--	--	--	--	0

	AVG	GP-GS	AB	R	H	2B	3B	HR	RBI	TB	SLG	BB	HBP	SO	GDP	OBP	SF	SH	SB-ATT	PO	A	E	FLD
2025	--	0-0	0	0	0	0	0	0	0	0	--	0	0	0	0	--	0	0	0-0	0	0	0	--
TOTAL	--	0-0	0	0	0	0	0	0	0	0	--	0	0	0	0	--	0	0	0-0	0	0	0	--



42

KALANI SELLS OF

FRESHMAN | 5-4 | R/R // JASPER, TEXAS (JASPER HS)

SEASON HIGHS

At-Bats	1	5x, last, at Northwestern, 3/22/25
Hits		
Runs Scored	1	7x, last, at Northwestern, 3/21/25
Runs Batted In		
Doubles		
Triples		
Home Runs		
Walks	1	vs. Louisiana Tech 2/22/25
Stolen Bases	1	3x, last, Northwestern State, 3/1/25
Putouts	3	vs. Penn State, 2/8/25
Assists		
Hitting Streak		

CAREER HIGHS

At-Bats	1	5x, last, at Northwestern, 3/22/25
Hits		
Runs Scored	1	7x, last, at Northwestern, 3/21/25
Runs Batted In		
Doubles		
Triples		
Home Runs		
Walks	1	vs. Louisiana Tech 2/22/25
Stolen Bases	1	3x, last, Northwestern State, 3/1/25
Putouts	3	vs. Penn State, 2/8/25
Assists		
Hitting Streak		

NOTEWORTHY

- » Has played in 29 games, making one start in left field.
- » Has stolen three bases.
- » Played both left and center field after pinch running **at Northwestern (3/22)**.
- » Scored as a pinch runner and remained in the game in left field **at No. 25 Alabama (3/14)**.
- » Scored her fifth run of the year as a pinch runner in the final game of the sweep of **No. 18 Auburn (3/10)**.
- » Made her first career start against **Alabama State (2/28)** and scored a run.
- » Pinch hit against **Bradley (2/15)** and remained in the game in left field.
- » Stole a base and scored against **UAB (2/26)**.
- » Walked and scored in the win **vs. Louisiana Tech (2/22)**.
- » Recorded a career-high three putouts after entering as a pinch runner **vs. Penn State (2/8)**.
- » Stole a base **vs. Bethune-Cookman (2/8)**.
- » Made her debut as a defensive replacement in left field **vs. No. 13 Texas Tech (2/7)**.
- » Also remained in the game for her first at-bat against the Nittany Lions.
- » Younger sister of fellow Bulldog Kiarra Sells.
- » Played at Jasper High School where her team was the 2022 District Champions while going undefeated.
- » Named the Jasper's offensive MVP as a senior after leading the team in batting average (.588), RBIs (20), home runs (14) and stolen bases (11).
- » Led Jasper in batting average, RBIs, home runs and stolen bases in 2023 and was named the defensive MVP.

SELLS' GAME-BY-GAME STATS

DATE	OPPONENT	POS	AB	R	H	RBI	2B	3B	HR	BB	SB	CS	HBP	SH	SF	GDP	K	PO	A	E	AVG
Feb. 7	vs. Texas Tech	LF	0	0	0	0	0	0	0	0	0	0	0	0	0	0	0	1	0	0	.000
Feb. 7	vs. Duke	LF	0	0	0	0	0	0	0	0	0	0	0	0	0	0	0	0	0	0	.000
Feb. 8	vs. Bethune-Cookman	PR/LF	0	0	0	0	0	0	0	0	1	0	0	0	0	0	0	0	0	0	.000
Feb. 8	vs. Penn State	PR/LF	1	0	0	0	0	0	0	0	0	0	0	0	0	0	0	3	0	0	.000
Feb. 9	vs. Nebraska	LF	0	0	0	0	0	0	0	0	0	0	0	0	0	0	0	1	0	0	.000
Feb. 13	SOUTHERN ILLINOIS	PR/LF	1	1	0	0	0	0	0	0	0	0	0	0	0	0	1	1	0	0	.000
Feb. 14	NORTH TEXAS	PR/LF	0	0	0	0	0	0	0	0	0	0	0	0	0	0	0	0	0	0	.000
Feb. 14	BRADLEY	LF	0	0	0	0	0	0	0	0	0	0	0	0	0	0	0	0	0	0	.000
Feb. 15	BRADLEY	PH/LF	1	0	0	0	0	0	0	0	0	0	0	0	0	0	0	0	0	0	.000
Feb. 16	GEORGIA TECH	LF	0	0	0	0	0	0	0	0	0	0	0	0	0	0	0	0	0	0	.000
Feb. 18	SAMFORD	LF	0	0	0	0	0	0	0	0	0	0	0	0	0	0	0	1	0	0	.000
Feb. 22	vs. Louisiana Tech	PR/LF	0	1	0	0	0	0	0	1	0	0	0	0	0	0	0	1	0	0	.000
Feb. 22	vs. North Alabama	LF	0	0	0	0	0	0	0	0	0	0	0	0	0	0	0	0	0	0	.000
Feb. 23	vs. Jacksonville State	LF	0	0	0	0	0	0	0	0	0	0	0	0	0	0	0	0	0	0	.000
Feb. 23	vs. Miami (Ohio)	LF	0	0	0	0	0	0	0	0	0	0	0	0	0	0	0	0	0	0	.000
Feb. 26	UAB	PR/LF	0	1	0	0	0	0	0	0	1	0	0	0	0	0	0	1	0	0	.000
Feb. 28	ALABAMA STATE	*LF	0	1	0	0	0	0	0	0	0	0	0	0	0	0	0	0	0	0	.000
Feb. 28	NEW MEXICO	LF	0	0	0	0	0	0	0	0	0	0	0	0	0	0	0	0	0	0	.000
Mar. 1	NORTHWESTERN STATE	PR/LF	0	0	0	0	0	0	0	0	1	0	0	0	0	0	0	0	0	0	.000
Mar. 1	NEW MEXICO	LF	0	0	0	0	0	0	0	0	0	0	0	0	0	0	0	0	0	0	.000
Mar. 2	NORTHWESTERN STATE	PR/LF	0	0	0	0	0	0	0	0	0	0	0	0	0	0	0	0	0	0	.000
Mar. 5	LOUISIANA	LF	0	0	0	0	0	0	0	0	0	0	0	0	0	0	0	1	0	0	.000
Mar. 8	AUBURN*	PR/LF	0	0	0	0	0	0	0	0	0	0	0	0	0	0	0	0	0	0	.000
Mar. 9	AUBURN*	LF	0	0	0	0	0	0	0	0	0	0	0	0	0	0	0	0	0	0	.000
Mar. 10	AUBURN*	PR	0	1	0	0	0	0	0	0	0	0	0	0	0	0	0	0	0	0	.000
Mar. 12	MIDDLE TENNESSEE		DNP																		
Mar. 14	at Alabama*	LF	0	0	0	0	0	0	0	0	0	0	0	0	0	0	0	0	0	0	.000
Mar. 14	at Alabama*	PR/LF	0	1	0	0	0	0	0	0	0	0	0	0	0	0	0	0	0	0	.000
Mar. 16	at Alabama*	LF	0	0	0	0	0	0	0	0	0	0	0	0	0	0	0	2	0	0	.000
Mar. 19	at UAB	LF	0	0	0	0	0	0	0	0	0	0	0	0	0	0	0	0	0	0	.000
Mar. 21	at Northwestern	PR/LF	1	1	0	0	0	0	0	0	0	0	0	0	0	0	0	1	0	0	.000
Mar. 22	at Northwestern	LF	0	0	0	0	0	0	0	0	0	0	0	0	0	0	0	0	0	0	.000
Mar. 22	at Northwestern	PR/LF/CF	1	0	0	0	0	0	0	0	0	0	0	0	0	0	0	1	0	0	.000
Mar. 26	at Southern Miss	PR/LF	0	0	0	0	0	0	0	0	0	0	0	0	0	0	0	1	0	0	.000
Mar. 28	TEXAS*																				
Mar. 29	TEXAS*																				
Mar. 30	TEXAS*																				
Apr. 1	CENTRAL ARKANSAS																				
Apr. 4	at Tennessee*																				
Apr. 5	at Tennessee*																				
Apr. 6	at Tennessee*																				
Apr. 11	MISSOURI*																				
Apr. 12	MISSOURI*																				
Apr. 13	MISSOURI*																				
Apr. 18	vs. Oklahoma*																				
Apr. 19	at Oklahoma*																				
Apr. 20	at Oklahoma*																				
Apr. 25	at Kentucky*																				
Apr. 26	at Kentucky*																				
Apr. 27	at Kentucky*																				
May 1	OLE MISS*																				
May 2	OLE MISS*																				
May 3	OLE MISS*																				

MULTI-HIT GAMES

	2	3	4	5+	TOTAL
2025	--	--	--	--	0
TOTAL	--	--	--	--	0

MULTI-RBI GAMES

	2	3	4	5+	TOTAL
2025	--	--	--	--	0
TOTAL	--	--	--	--	0

	AVG	GP-GS	AB	R	H	2B	3B	HR	RBI	TB	SLG	BB	HBP	SO	GDP	OBP	SF	SH	SB-ATT	PO	A	E	FLD
2025	.000	33-1	5	7	0	0	0	0	0	0	.000	1	0	2	0	.167	0	0	3-3	14	0	0	1.000
TOTAL	.000	33-1	5	7	0	0	0	0	0	0	.000	1	0	2	0	.167	0	0	3-3	14	0	0	1.000



43

HOSANNA LINDBLADE

P

SOPHOMORE | R/R | 6-0 // WALLER, TEXAS (HOMESCHOOLED)

SEASON HIGHS

Innings	
Longest Start	
Shortest Start	
Longest Relief	
Strikeouts	
Walks	
Hits	
Runs	
Earned Runs	
Pitch Count	
Putouts	
Assists	

CAREER HIGHS

Innings	1.0	2x, last, Memphis, 4/16/24
Longest Start		
Shortest Start		
Longest Relief	1.0	2x, last, Memphis, 4/16/24
Strikeouts	1	2x, last, Memphis, 4/16/24
Walks	1	Memphis, 4/16/24
Hits	1	2x, last, Memphis, 4/16/24
Runs	1	2x, last, Memphis, 4/16/24
Earned Runs		
Pitch Count	30	Memphis, 4/16/24
Putouts		
Assists	1	Alcorn State, 3/2/24

NOTEWORTHY

- » Held opponents to a .053 batting average in fall ball this year.
- » Named a 2024 NFCA All-America Scholar-Athlete.
- » Threw 2.0 innings last year without allowing an earned run while recording two strikeouts.
- » Tabbed the No. 45 prospect in the nation by Extra Inning Softball and the No. 21 pitcher in the class of 2024.
- » Was homeschooled but was a six-year letterwinner for her area homeschool team HCYA Homeschool.
- » Team won state championships in 2018, 2019 and 2021.
- » Went on to win the NACA National Championship in 2021 and was a member of the NACA All-Tournament Team.
- » Named a high school All-American in 2021.

LINDBLADE'S GAME-BY-GAME STATS

DATE	OPPONENT	GS	DEC.	IP	H	R	ER	BB	SO	2B	3B	HR	WP	HBP	IBB	BF	PC	ERA	PO	A	E
Feb. 7	vs. Texas Tech		DNP																		
Feb. 7	vs. Duke		DNP																		
Feb. 8	vs. Bethune-Cookman		DNP																		
Feb. 8	vs. Penn State		DNP																		
Feb. 9	vs. Nebraska		DNP																		
Feb. 13	SOUTHERN ILLINOIS		DNP																		
Feb. 14	NORTH TEXAS		DNP																		
Feb. 14	BRADLEY		DNP																		
Feb. 15	BRADLEY		DNP																		
Feb. 16	GEORGIA TECH		DNP																		
Feb. 18	SAMFORD		DNP																		
Feb. 22	vs. Louisiana Tech		DNP																		
Feb. 22	vs. North Alabama		DNP																		
Feb. 23	vs. Jacksonville State		DNP																		
Feb. 23	vs. Miami (Ohio)		DNP																		
Feb. 26	UAB		DNP																		
Feb. 28	ALABAMA STATE		DNP																		
Feb. 28	NEW MEXICO		DNP																		
Mar. 1	NORTHWESTERN STATE		DNP																		
Mar. 1	NEW MEXICO		DNP																		
Mar. 2	NORTHWESTERN STATE		DNP																		
Mar. 5	LOUISIANA		DNP																		
Mar. 8	AUBURN*		DNP																		
Mar. 9	AUBURN*		DNP																		
Mar. 10	AUBURN*		DNP																		
Mar. 12	MIDDLE TENNESSEE		DNP																		
Mar. 14	at Alabama*		DNP																		
Mar. 14	at Alabama*		DNP																		
Mar. 16	at Alabama*		DNP																		
Mar. 19	at UAB		DNP																		
Mar. 21	at Northwestern		DNP																		
Mar. 22	at Northwestern		DNP																		
Mar. 22	at Northwestern		DNP																		
Mar. 26	at Southern Miss		DNP																		
Mar. 28	TEXAS*																				
Mar. 29	TEXAS*																				
Mar. 30	TEXAS*																				
Apr. 1	CENTRAL ARKANSAS																				
Apr. 4	at Tennessee*																				
Apr. 5	at Tennessee*																				
Apr. 6	at Tennessee*																				
Apr. 11	MISSOURI*																				
Apr. 12	MISSOURI*																				
Apr. 13	MISSOURI*																				
Apr. 18	vs. Oklahoma*																				
Apr. 19	at Oklahoma*																				
Apr. 20	at Oklahoma*																				
Apr. 25	at Kentucky*																				
Apr. 26	at Kentucky*																				
Apr. 27	at Kentucky*																				
May 1	OLE MISS*																				
May 2	OLE MISS*																				
May 3	OLE MISS*																				

STANDOUT GAMES

	2025	CAREER
5+ Strikeouts	--	--
10+ Strikeouts	--	--
2-run or less CG	--	--

STREAKS

	ACTIVE	CAREER
Wins	--	--
Scoreless Innings	0.1	1.0

	ERA	W-L	APP	GS	CG	SHD	SV	IP	H	R	ER	BB	SO	2B	3B	HR	BF	B/AVG	WP	HP	PO	A	E	FLD
2024	0.00	0-0	2	0	0	0	0	2.0	2	2	0	1	2	1	0	0	10	.222	3	0	0	1	0	1.000
2025	--	0-0	0	0	0	0	0	0.0	0	0	0	0	0	0	0	0	0	--	0	0	0	0	0	--
TOTAL	0.00	0-0	2	0	0	0	0	2.0	2	2	0	0	2	1	0	0	10	.222	3	0	0	1	0	1.000



48

DELAINEY EVERETT P

SOPHOMORE | L/L | 5-5 // OAKDALE, CALIF. (OAKDALE HS)

SEASON HIGHS

Innings	5.0	2x, last, Middle Tennessee, 3/12/25
Longest Start	5.0	2x, last, Middle Tennessee, 3/12/25
Shortest Start	3.0	3x, last, at Southern Miss, 3/26/25
Longest Relief	3.0	vs. North Alabama, 2/22/25
Strikeouts	4	3x, last, at Northwestern, 3/22/25
Walks	2	New Mexico, 3/1/25
Hits	7	at Alabama, 3/14/25
Runs	3	at Alabama, 3/14/25
Earned Runs	3	at Alabama, 3/14/25
Pitch Count	69	at Northwestern, 3/22/25
Putouts	1	3x, last, at Southern Miss, 3/26/25
Assists	1	4x, last, Middle Tennessee, 3/12/25

CAREER HIGHS

Innings	5.0	3x, last, Middle Tennessee, 3/12/25
Longest Start	5.0	3x, last, Middle Tennessee, 3/12/25
Shortest Start	3.0	3x, last, at Southern Miss, 3/26/25
Longest Relief	4.0	at Alabama State, 3/20/24
Strikeouts	7	at Alabama State, 3/20/24
Walks	2	2x, last, New Mexico, 3/01/24
Hits	7	at Alabama, 3/14/25
Runs	5	Florida, 3/28/24
Earned Runs	5	Florida, 3/28/24
Pitch Count	93	Alcorn State, 3/3/24
Putouts	1	4x, last, at Southern Miss, 3/26/25
Assists	2	2x, last, at Alabama State, 3/20/24

NOTEWORTHY

- » Has made 13 appearances with eight starts in the circle.
- » Pitching to a 1.45 ERA, which is second on the team and ranks 20th nationally.
- » Second on the team with seven wins and boasts a save.
- » Averaging 0.91 walks per seven innings, which is No. 12 nationally.
- » Also 25th in the nation in strikeout-to-walk ratio (5.20).
- » Earned her sixth win of the season of the season **at Northwestern (3/22)** coming one out away from a complete game.
- » Claimed her fifth win of the season **at UAB (3/19)** while not allowing an earned run in 4.0 innings.
- » Threw 5.0 scoreless innings of one-hit ball against **Middle Tennessee (3/12)**.
- » Struck out a season-high four without a walk against **No. 18 Auburn (3/9)**.
- » Collected her fourth win of the season against **New Mexico (3/1)**, throwing 4.0 scoreless innings.
- » Made her first start of the year against **Samford (2/16)** and struck out three over 5.0 innings to earn the win.
- » Picked up the win in relief **vs. Miami (Ohio) (2/23)**.
- » Earned the win in relief **vs. North Alabama (2/22)** while striking out three in 3.0 shutout innings.
- » Made her first start of the year against **Samford (2/16)** and struck out three over 5.0 innings to earn the win.
- » Earned her first career save against **Bradley (2/14)** while extending her scoreless innings streak to a career-long 11.0 innings, dating back to 2024.
- » Made her season debut against **Southern Illinois (2/13)**, allowing no runs in 1.1 innings.

STANDOUT GAMES

	2025	CAREER
5+ Strikeouts	--	2
10+ Strikeouts	--	--
2-run or less CG	--	--

STREAKS

	ACTIVE	CAREER
Wins	3	6
Scoreless Innings	2.1	15.0

EVERETT'S GAME-BY-GAME STATS

DATE	OPPONENT	GS	DEC.	IP	H	R	ER	BB	SO	2B	3B	HR	WP	HBP	IBB	BF	PC	ERA	PO	A	E
Feb. 7	vs. Texas Tech		DNP - PERSONAL																		
Feb. 7	vs. Duke		DNP - PERSONAL																		
Feb. 8	vs. Bethune-Cookman		DNP - PERSONAL																		
Feb. 8	vs. Penn State		DNP - PERSONAL																		
Feb. 9	vs. Nebraska		DNP - PERSONAL																		
Feb. 13	SOUTHERN ILLINOIS		--	1.1	1	0	0	0	1	0	0	0	0	0	0	5	24	0.00	0	0	0
Feb. 14	NORTH TEXAS		DNP																		
Feb. 14	BRADLEY		S	0.1	0	0	0	0	1	0	0	0	0	0	0	1	3	0.00	0	0	0
Feb. 15	BRADLEY		DNP																		
Feb. 16	GEORGIA TECH		DNP																		
Feb. 18	SAMFORD	*	W	5.0	2	1	1	0	3	0	0	1	0	0	0	16	57	1.05	0	1	0
Feb. 22	vs. Louisiana Tech		DNP																		
Feb. 22	vs. North Alabama		W	3.0	3	0	0	0	3	1	0	0	0	0	0	12	37	0.72	0	0	0
Feb. 23	vs. Jacksonville State		DNP																		
Feb. 23	vs. Miami (Ohio)		W	1.2	3	1	0	1	1	0	0	0	0	0	0	15	41	0.62	0	0	1
Feb. 26	UAB		DNP																		
Feb. 28	ALABAMA STATE		DNP																		
Feb. 28	NEW MEXICO		DNP																		
Mar. 1	NORTHWESTERN STATE		DNP																		
Mar. 1	NEW MEXICO	*	W	4.0	3	0	0	2	2	0	0	0	0	0	0	16	55	0.46	0	1	0
Mar. 2	NORTHWESTERN STATE		--	0.2	1	0	0	1	0	0	0	0	0	0	0	4	16	0.44	0	1	0
Mar. 5	LOUISIANA		DNP																		
Mar. 8	AUBURN*		DNP																		
Mar. 9	AUBURN*	*	--	3.0	5	2	1	0	4	0	0	1	0	0	0	14	58	0.74	0	0	0
Mar. 10	AUBURN*		DNP																		
Mar. 12	MIDDLE TENNESSEE	*	--	5.0	1	0	0	0	4	0	0	0	0	1	0	17	58	0.58	1	1	0
Mar. 14	at Alabama*		DNP																		
Mar. 16	at Alabama*	*	--	3.0	7	3	3	0	0	1	1	0	1	0	0	15	45	1.30	1	0	0
Mar. 19	at UAB	*	W	4.0	5	2	0	0	2	0	0	1	0	0	0	18	57	1.13	0	0	0
Mar. 21	at Northwestern		DNP																		
Mar. 22	at Northwestern		DNP																		
Mar. 22	at Northwestern	*	W	4.2	5	2	2	1	4	2	0	0	0	0	1	21	69	1.37	0	0	0
Mar. 26	at Southern Miss	*	W	3.0	3	1	1	0	1	1	0	0	1	0	0	12	49	1.45	1	0	0
Mar. 28	TEXAS*																				
Mar. 29	TEXAS*																				
Mar. 30	TEXAS*																				
Apr. 1	CENTRAL ARKANSAS																				
Apr. 4	at Tennessee*																				
Apr. 5	at Tennessee*																				
Apr. 6	at Tennessee*																				
Apr. 11	MISSOURI*																				
Apr. 12	MISSOURI*																				
Apr. 13	MISSOURI*																				
Apr. 18	vs. Oklahoma*																				
Apr. 19	at Oklahoma*																				
Apr. 20	at Oklahoma*																				
Apr. 25	at Kentucky*																				
Apr. 26	at Kentucky*																				
Apr. 27	at Kentucky*																				
May 1	OLE MISS*																				
May 2	OLE MISS*																				
May 3	OLE MISS*																				

	ERA	W-L	APP	GS	CG	SHO	SV	IP	H	R	ER	BB	SO	2B	3B	HR	BF	B/AVG	WP	HP	PO	A	E	FLD
2024	2.78	4-0	14	1	1	1	0	27.2	25	11	11	7	37	3	1	1	119	.227	4	1	1	5	0	1.000
2025	1.45	7-0	13	8	0	0	1	38.2	39	12	8	5	26	5	1	3	160	.264	2	2	3	4	1	.857
TOTAL	2.01	11-0	27	9	1	1	1	66.1	64	23	19	12	63	8	2	4	279	.248	6	3	4	9	1	.929



55

JOSEY MARRON P

JUNIOR | R/R | 5-8 // GRIMES, IOWA. (NORTHWEST HS)

SEASON HIGHS

Innings	6.2	Bradley, 2/14/25
Longest Start	6.2	Bradley, 2/14/25
Shortest Start	0.0	Southern Illinois, 2/13/25
Longest Relief	2.0	4x, last, Auburn, 3/9/25
Strikeouts	7	vs. Bethune-Cookman, 2/8/25
Walks	5	Southern Illinois, 2/13/25
Hits	6	Bradley, 2/14/25
Runs	6	vs. Miami (Ohio), 2/23/25
Earned Runs	5	2x, last, vs. Miami (Ohio), 2/23/25
Pitch Count	106	Bradley, 2/14/25
Putouts	1	Bradley, 2/14/25
Assists	2	New Mexico, 2/28/25

CAREER HIGHS

Innings	7.0	5x, last, Texas A&M, 3/16/24
Longest Start	7.0	4x, last, Texas A&M, 3/16/24
Shortest Start	0.0	Southern Illinois, 2/13/25
Longest Relief	7.0	at Auburn, 5/6/23
Strikeouts	13	vs. Furman, 2/26/23
Walks	5	Southern Illinois, 2/13/25
Hits	10	2x, last, vs. Tennessee, 4/13/24
Runs	8	Texas A&M, 3/16/24
Earned Runs	7	Texas A&M, 3/16/24
Pitch Count	115	Tennessee, 4/13/24
Putouts	1	2x, last, Bradley, 2/14/25
Assists	4	Texas A&M, 3/16/24

NOTEWORTHY

- » Has made 15 appearances with seven starts in the circle.
- » Has tossed 36.1 innings.
- » Second on the team with 32 strikeouts.
- » Did not allow a hit in 2.0 innings against **No. 18 Auburn (3/9)**.
- » Threw 2.0 shutout innings in relief against **Alabama State (2/28)**.
- » Threw 2.0 scoreless frames in relief against **Samford (2/18)**.
- » Came one out shy of a complete game against **Bradley (2/14)** while striking out five.
- » Also turned a double play to end the fifth against the Braves.
- » Tossed 5.1 innings **vs. Bethune-Cookman (2/8)** without allowing an earned run and while striking out seven.
- » Has thrown 11 career complete games, including five solo shutouts.
- » Second on the team in appearances (27), ERA (3.51) and strikeouts (88) in 2024.
- » Walked just 5.4 percent of batters last year, which ranked second in the SEC, and averaged 1.66 walks per seven innings.
- » Tossed her first career no-hitter and the 24th in school history against **IUPUI (2/9)** last year.
- » Struck out nine of 16 batters faced in 5.0 innings against the Jaguars.
- » No-hitter was the first half of the first consecutive no-hitters in program history.

STANDOUT GAMES

	2025	CAREER
5+ Strikeouts	2	18
10+ Strikeouts	--	1
2-run or less CG	--	7

STREAKS

	ACTIVE	CAREER
Wins	--	7
Scoreless Innings	--	18.0

MARRON'S GAME-BY-GAME STATS

DATE	OPPONENT	GS	DEC.	IP	H	R	ER	BB	SO	2B	3B	HR	WP	HBP	IBB	BF	PC	ERA	PO	A	E
Feb. 7	vs. Texas Tech		DNP																		
Feb. 7	vs. Duke	*	L	1.2	4	5	5	2	2	1	0	1	0	0	0	9	43	21.00	0	0	0
Feb. 8	vs. Bethune-Cookman	*	--	5.1	3	2	0	2	7	1	0	0	1	1	0	25	98	5.00	0	1	1
Feb. 8	vs. Penn State		DNP																		
Feb. 9	vs. Nebraska		DNP																		
Feb. 13	SOUTHERN ILLINOIS	*	--	0.0	0	3	2	5	0	0	0	0	1	0	0	6	30	7.00	0	0	0
Feb. 14	NORTH TEXAS		DNP																		
Feb. 14	BRADLEY	*	W	6.2	6	3	3	1	5	0	0	1	1	0	0	27	106	5.12	1	1	0
Feb. 15	BRADLEY		DNP																		
Feb. 16	GEORGIA TECH		DNP																		
Feb. 18	SAMFORD	--	2.0	0	0	0	0	1	2	0	0	0	1	0	0	7	31	4.47	0	1	0
Feb. 22	vs. Louisiana Tech		DNP																		
Feb. 22	vs. North Alabama	*	--	4.0	3	2	2	2	3	1	0	0	0	0	1	18	62	4.27	0	0	0
Feb. 23	vs. Jacksonville State		DNP																		
Feb. 23	vs. Miami (Ohio)	*	--	1.1	4	6	5	1	0	1	0	0	1	0	1	10	43	5.67	0	0	0
Feb. 26	UAB		DNP																		
Feb. 28	ALABAMA STATE	--	2.0	0	0	0	0	1	1	0	0	0	0	1	0	8	28	5.17	0	1	0
Feb. 28	NEW MEXICO	--	2.0	0	1	1	1	1	2	0	0	0	1	3	0	10	41	5.04	0	2	0
Mar. 1	NORTHWESTERN STATE		DNP																		
Mar. 1	NEW MEXICO		DNP																		
Mar. 2	NORTHWESTERN STATE	*	L	5.1	5	5	4	3	3	1	0	0	2	2	0	26	86	5.08	0	0	0
Mar. 5	LOUISIANA		DNP																		
Mar. 8	AUBURN*		DNP																		
Mar. 9	AUBURN*	W	2.0	0	2	2	3	4	0	0	0	0	1	2	0	11	44	5.20	0	1	0
Mar. 10	AUBURN*	--	1.2	4	2	2	2	1	0	1	0	0	0	0	0	11	51	5.50	0	0	0
Mar. 12	MIDDLE TENNESSEE	L	1.1	3	1	1	0	1	0	0	0	0	0	0	0	6	21	5.35	0	1	0
Mar. 14	at Alabama*		DNP																		
Mar. 14	at Alabama*	L	0.2	2	2	2	3	1	0	0	0	0	0	0	0	7	32	5.64	0	0	0
Mar. 16	at Alabama*		DNP																		
Mar. 19	at UAB	--	0.1	2	2	2	1	0	1	0	0	0	0	1	0	5	21	5.97	0	0	0
Mar. 21	at Northwestern		DNP																		
Mar. 22	at Northwestern		DNP																		
Mar. 22	at Northwestern		DNP																		
Mar. 26	at Southern Miss		DNP																		
Mar. 28	TEXAS*																				
Mar. 29	TEXAS*																				
Mar. 30	TEXAS*																				
Apr. 1	CENTRAL ARKANSAS																				
Apr. 4	at Tennessee*																				
Apr. 5	at Tennessee*																				
Apr. 6	at Tennessee*																				
Apr. 11	MISSOURI*																				
Apr. 12	MISSOURI*																				
Apr. 13	MISSOURI*																				
Apr. 18	vs. Oklahoma*																				
Apr. 19	at Oklahoma*																				
Apr. 20	at Oklahoma*																				
Apr. 25	at Kentucky*																				
Apr. 26	at Kentucky*																				
Apr. 27	at Kentucky*																				
May 1	OLE MISS*																				
May 2	OLE MISS*																				
May 3	OLE MISS*																				

	ERA	W-L	APP	GS	CG	SHO	SV	IP	H	R	ER	BB	SO	2B	3B	HR	BF	B/AVG	WP	HP	PO	A	E	FLD
2023	2.38	8-2	22	13	3	2	1	79.1	65	33	27	18	95	12	0	5	334	.217	10	9	0	11	2	.846
2024	3.68	9-10	27	20	8	3	2	114.0	112	66	60	27	88	16	1	13	493	.251	15	11	1	13	1	.933
2025	5.97	2-4	15	7	0	0	0	36.1	36	36	31	28	32	6	1	2	188	.254	9	12	1	7	1	.889
TOTAL	3.60	19-16	64	40	11	5	3	229.2	213	135	118	73	215	34	2	20	1015	.240	34	32	2	31	4	.892



67

KYLEE EDWARDS INF

SOPHOMORE | 5-6 | R/R // WALDRON, IND. (SHELBYVILLE HS)

SEASON HIGHS

At-Bats	4	6x, last, at UAB, 3/19/25
Hits	2	8x, last, at Northwestern, 3/21/25
Runs Scored	2	3x, last, at Southern Miss, 3/26/25
Runs Batted In	4	at Northwestern, 3/21/25
Doubles	1	7x, last, at UAB, 3/19/25
Triples		
Home Runs	1	7x, last, at Northwestern, 3/21/25
Walks	2	at Northwestern, 3/22/25
Stolen Bases	1	4x, last, UAB, 2/26/25
Putouts	3	2x, last, Auburn, 3/8/25
Assists	5	Northwestern State, 3/2/25
Hitting Streak	9 gm	2/22/25, vs. Louisiana Tech to 3/1/25, New Mexico

CAREER HIGHS

At-Bats	4	11x, last, at UAB, 3/19/25
Hits	2	17x, last, at Northwestern, 3/21/25
Runs Scored	2	8x, last, at Southern Miss, 3/26/25
Runs Batted In	4	3x, last, at Northwestern, 3/21/25
Doubles	1	15x, last, at UAB, 3/19/25
Triples	1	2x, last, at Ole Miss, 3/9/24
Home Runs	1	12x, last, at Northwestern, 3/21/25
Walks	2	4x, last, at Northwestern, 3/22/25
Stolen Bases	1	8x, last, UAB, 2/26/25
Putouts	3	5x, last, Auburn, 3/8/25
Assists	6	Florida, 3/29/24
Hitting Streak	9 gm	2/22/25, vs. Louisiana Tech to 3/1/25, New Mexico

NOTEWORTHY

- » Has started all 34 games at shortstop.
- » Batting .316 (30-for-95) on the year.
- » Fifth on the team in hits, slugging percentage (.611) and on-base percentage (.394).
- » Tied for third on the team in homers (7) and RBIs (27).
- » Leads the team with 54 assists and has turned seven double plays this year.
- » Now ranks fourth in among all MSU shortstops in history with 17 double plays turned at the position.
- » Hit a grand slam at **Northwestern (3/21)**.
- » Grabbed two hits, including her sixth home run of the season, as part of a three-RBI day at **No. 25 Alabama (3/14)**.
- » Doubled and drove in two runs at **UAB (3/19)**.
- » Grabbed two hits in State's seven-run fourth inning to secure the sweep of **No. 18 Auburn (3/10)** for her fifth multi-hit game of the season.
- » Doubled in the series opener with **No. 18 Auburn (3/8)**.
- » Homered in four straight games at the **Bulldog Invitational (2/28-3/2)**.
- » Homered again against **New Mexico (3/1)** and **Northwestern State (3/1)**.
- » Ran her hitting streak to a career-long nine games and reached-base streak to a career-long 13 games with the homers.
- » Doubled in back-to-back games **vs. Jacksonville State (2/23)** and **vs. Miami (Ohio) (2/23)**.
- » Stole home in the win **vs. Louisiana Tech (2/22)**.
- » Scored the go-ahead run in the eighth **vs. No. 13 Texas Tech (2/7)**.
- » Turned 10 double plays last year, the most by an MSU shortstop since 2008.
- » Was a 1,000-point scorer in basketball and holds her high school's scoring record.

MULTI-HIT GAMES

	2	3	4	5+	TOTAL
2024	9	--	--	--	9
2025	8	--	--	--	8
TOTAL	17	--	--	--	17

MULTI-RBI GAMES

	2	3	4	5+	TOTAL
2024	1	2	2	--	5
2025	6	2	1	--	9
TOTAL	7	4	3	--	14

EDWARDS' GAME-BY-GAME STATS

DATE	OPPONENT	POS	AB	R	H	RBI	2B	3B	HR	BB	SB	CS	HBP	SH	SF	GDP	K	PO	A	E	AVG
Feb. 7	vs. Texas Tech	*SS	3	1	0	0	0	0	0	0	0	0	0	0	0	0	2	2	3	0	.000
Feb. 7	vs. Duke	*SS	2	0	0	0	0	0	0	0	0	0	0	0	0	1	0	1	2	0	.000
Feb. 8	vs. Bethune-Cookman	*SS	3	1	1	1	0	0	1	0	0	0	0	0	0	0	0	0	2	2	.125
Feb. 8	vs. Penn State	*SS	4	0	1	2	1	0	0	0	0	0	0	0	0	0	1	0	2	0	.167
Feb. 9	vs. Nebraska	*SS	3	0	0	0	0	0	0	0	0	0	0	0	0	0	1	0	0	1	.133
Feb. 13	SOUTHERN ILLINOIS	*SS	4	0	1	3	1	0	0	0	1	0	0	0	0	0	0	1	1	0	.158
Feb. 14	NORTH TEXAS	*SS	2	0	0	1	0	0	0	0	0	0	0	0	1	0	0	1	1	0	.143
Feb. 14	BRADLEY	*SS	3	0	0	0	0	0	1	1	0	0	0	0	0	0	0	2	3	0	.125
Feb. 15	BRADLEY	*SS	3	1	2	2	0	0	0	0	0	0	0	0	0	0	0	1	1	0	.185
Feb. 16	GEORGIA TECH	*SS	2	0	0	0	0	0	0	1	0	0	0	0	0	0	0	0	0	1	.172
Feb. 18	SAMFORD	*SS	1	0	0	0	0	0	0	1	0	0	0	1	0	0	0	2	1	0	.167
Feb. 22	vs. Louisiana Tech	*SS	2	2	1	0	0	0	0	1	1	0	0	0	0	0	1	1	0	0	.188
Feb. 22	vs. North Alabama	*SS	2	1	1	0	0	0	0	1	0	0	0	0	0	0	0	2	0	0	.206
Feb. 23	vs. Jacksonville State	*SS	3	0	1	0	1	0	0	0	0	0	0	0	0	0	1	0	2	0	.216
Feb. 23	vs. Miami (Ohio)	*SS	3	2	2	0	1	0	0	1	0	0	0	0	0	0	0	1	4	0	.250
Feb. 26	UAB	*SS	2	1	1	1	0	0	0	0	1	0	1	0	0	0	0	0	0	0	.262
Feb. 28	ALABAMA STATE	*SS	2	1	1	2	0	0	1	0	0	0	0	0	0	0	0	0	1	0	.273
Feb. 28	NEW MEXICO	*SS	2	1	2	1	0	0	1	1	0	0	0	0	0	0	0	1	3	0	.304
Mar. 1	NORTHWESTERN STATE	*SS	3	1	2	1	0	0	1	0	0	0	0	0	0	0	0	2	1	0	.327
Mar. 1	NEW MEXICO	*SS	4	1	1	2	0	0	1	0	0	0	0	0	0	0	1	2	1	0	.321
Mar. 2	NORTHWESTERN STATE	*SS	3	0	0	0	0	0	0	0	0	0	0	0	0	0	0	3	5	0	.304
Mar. 5	LOUISIANA	*SS	3	0	1	0	0	0	0	0	0	0	0	0	0	0	0	1	2	0	.305
Mar. 8	AUBURN*	*SS	3	1	1	0	1	0	0	0	0	0	0	0	0	0	0	3	2	1	.306
Mar. 9	AUBURN*	*SS	3	0	0	0	0	0	0	0	0	0	0	0	0	0	0	0	2	0	.292
Mar. 10	AUBURN*	*SS	3	1	2	0	1	0	0	0	0	0	0	0	0	0	0	3	0	0	.309
Mar. 12	MIDDLE TENNESSEE	*SS	2	0	0	0	0	0	0	0	0	0	0	1	0	0	0	1	0	0	.300
Mar. 14	at Alabama*	*SS	4	1	2	3	0	0	1	0	0	0	0	0	0	0	1	0	2	0	.311
Mar. 14	at Alabama*	*SS	3	0	0	0	0	0	0	0	1	0	0	0	0	0	0	1	2	0	.299
Mar. 16	at Alabama*	*SS	4	0	1	0	0	0	0	0	0	0	0	0	0	0	0	1	2	0	.296
Mar. 19	at UAB	*SS	4	1	2	2	1	0	0	0	0	0	0	0	0	0	1	2	2	0	.306
Mar. 21	at Northwestern	*SS	3	1	2	4	0	0	1	1	0	0	0	0	0	0	0	1	1	0	.318
Mar. 22	at Northwestern	*SS	3	0	1	0	0	0	0	0	0	0	0	0	0	0	1	1	1	0	.319
Mar. 22	at Northwestern	*SS	2	1	1	2	0	0	0	2	0	0	0	0	0	0	0	0	1	0	.323
Mar. 26	at Southern Miss	*SS	2	2	0	0	0	0	0	0	0	0	1	0	0	0	0	0	1	0	.316
Mar. 28	TEXAS*																				
Mar. 29	TEXAS*																				
Mar. 30	TEXAS*																				
Apr. 1	CENTRAL ARKANSAS																				
Apr. 4	at Tennessee*																				
Apr. 5	at Tennessee*																				
Apr. 6	at Tennessee*																				
Apr. 11	MISSOURI*																				
Apr. 12	MISSOURI*																				
Apr. 13	MISSOURI*																				
Apr. 18	vs. Oklahoma*																				
Apr. 19	at Oklahoma*																				
Apr. 20	at Oklahoma*																				
Apr. 25	at Kentucky*																				
Apr. 26	at Kentucky*																				
Apr. 27	at Kentucky*																				
May 1	OLE MISS*																				
May 2	OLE MISS*																				
May 3	OLE MISS*																				

	AVG	GP-GS	AB	R	H	2B	3B	HR	RBI	TB	SLG	BB	HBP	SO	GDP	OBP	SF	SH	SB-ATT	PO	A	E	FLD
2024	.269	54-53	134	25	36	8	2	5	23	63	.470	14	3	11	1	.344	3	1	4-6	43	98	12	.922
2025	.316	34-34	95	21	30	7	0	7	27	58	.611	11	2	10	1	.394	1	2	4-4	33	54	5	.946
TOTAL	.288	88-87	229	46	66	15	2	12	50	121	.528	25	5	21	2	.365	4	3	8-10	76	152	17	.931



74

ELLA WESOŁOWSKI C/OF

SOPHOMORE | 5-7 | R/R // WILLIAMSVILLE, N.Y. (WILLIAMSVILLE EAST HS)

SEASON HIGHS

At-Bats	4	Alabama State, 2/28/25
Hits	2	at UAB, 3/19/25
Runs Scored	1	2x, last, Louisiana, 3/5/25
Runs Batted In	2	Louisiana, 3/5/25
Doubles	1	2x, last, at UAB, 3/19/25
Triples		
Home Runs	1	Louisiana, 3/5/25
Walks	1	at Northwestern, 3/21/25
Stolen Bases		
Putouts	6	at UAB, 3/19/25
Assists	2	at UAB, 3/19/25
Hitting Streak	1 gm	3x, last, 3/19/25, at UAB

CAREER HIGHS

At-Bats	4	9x, last, Alabama State, 2/28/25
Hits	3	3x, last, Florida, 3/30/24
Runs Scored	2	5x, last, Memphis, 4/16/24
Runs Batted In	4	at Arkansas, 3/24/24
Doubles	1	11x, last, at UAB, 3/19/25
Triples		
Home Runs	1	4x, last, Louisiana, 3/05/24
Walks	2	Tennessee, 4/14/24
Stolen Bases	1	Florida, 3/28/24
Putouts	11	Florida, 3/28/24
Assists	2	3x, last, at UAB, 3/19/25
Hitting Streak	6 gm	3/3/24, Samford to 3/16/24 Texas A&M

NOTEWORTHY

- » Has played in 16 games, starting five between catcher and designated player.
- » Missed 15 games with a concussion.
- » Is a career .333 pinch hitter.
- » Collected two hits, including a double, after entering as a pinch hitter **at UAB (3/19)**.
- » Also picked off a runner and caught a runner stealing against the **Blazers (3/19)**.
- » Pinch hit and remained in the game at catcher in the series opener against **No. 18 Auburn (3/8)**.
- » Hit her first home run of the season against **Louisiana (3/5)** as a pinch hitter.
- » Doubled in her first at-bat back from injury against **Alabama State (2/28)**.
- » Started **vs. No. 13 Texas Tech** and had one plate appearance before leaving the game with an injury.
- » Was cleared to return to game action on Feb. 26.
- » Played in 52 of 54 games, starting 47 between catcher, right and left field and designated player.
- » Caught every pitch in two of State's three no-hitters in 2024 including the Bulldogs' first in SEC play since 2013.
- » First Bulldog to catch multiple no-hitters in one season since Sam Lenahan in 2013 and just the fourth in program history (Blair Hewett, 2006; Blaire Brown, 2002).
- » Three pickoffs were tied for third in MSU single-season history.

WESOŁOWSKI'S GAME-BY-GAME STATS

DATE	OPPONENT	POS	AB	R	H	RBI	2B	3B	HR	BB	SB	CS	HBP	SH	SF	GDP	K	PO	A	E	AVG
Feb. 7	vs. Texas Tech	*C/DP	1	0	0	0	0	0	0	0	0	0	0	0	0	0	1	3	1	0	.000
Feb. 7	vs. Duke	DNP - INJURED																			
Feb. 8	vs. Bethune-Cookman	DNP - INJURED																			
Feb. 8	vs. Penn State	DNP - INJURED																			
Feb. 9	vs. Nebraska	DNP - INJURED																			
Feb. 13	SOUTHERN ILLINOIS	DNP - INJURED																			
Feb. 14	NORTH TEXAS	DNP - INJURED																			
Feb. 14	BRADLEY	DNP - INJURED																			
Feb. 15	BRADLEY	DNP - INJURED																			
Feb. 16	GEORGIA TECH	DNP - INJURED																			
Feb. 18	SAMFORD	DNP - INJURED																			
Feb. 22	vs. Louisiana Tech	DNP - INJURED																			
Feb. 22	vs. North Alabama	DNP - INJURED																			
Feb. 23	vs. Jacksonville State	DNP - INJURED																			
Feb. 23	vs. Miami (Ohio)	DNP - INJURED																			
Feb. 26	UAB	DNP																			
Feb. 28	ALABAMA STATE	*DP	4	1	1	0	1	0	0	0	0	0	0	0	0	0	0	0	0	0	.200
Feb. 28	NEW MEXICO	PH	1	0	0	0	0	0	0	0	0	0	0	0	0	0	0	0	0	0	.167
Mar. 1	NORTHWESTERN STATE	*C	3	0	0	0	0	0	0	0	0	0	0	0	0	0	0	5	0	0	.111
Mar. 1	NEW MEXICO	PH	1	0	0	0	0	0	0	0	0	0	0	0	0	0	0	0	0	0	.100
Mar. 2	NORTHWESTERN STATE	*C	3	0	0	0	0	0	0	0	0	0	0	0	0	0	0	3	0	0	.077
Mar. 5	LOUISIANA	PH/C	2	1	1	2	0	0	1	0	0	0	0	0	0	0	0	3	0	0	.133
Mar. 8	AUBURN*	PH/C	2	0	0	0	0	0	0	0	0	0	0	0	0	0	0	1	0	0	.118
Mar. 9	AUBURN*	PH	1	0	0	0	0	0	0	0	0	0	0	0	0	0	0	0	0	0	.111
Mar. 10	AUBURN*	DNP																			
Mar. 12	MIDDLE TENNESSEE	DNP																			
Mar. 14	at Alabama*	C	1	0	0	0	0	0	0	0	0	0	0	0	0	0	1	1	1	0	.105
Mar. 14	at Alabama*	DNP																			
Mar. 16	at Alabama*	PH/DP	2	0	0	0	0	0	0	0	0	0	0	0	0	0	1	0	0	0	.095
Mar. 19	at UAB	PH/C	3	0	2	0	1	0	0	0	0	0	0	0	0	0	0	6	2	0	.167
Mar. 21	at Northwestern	C	0	0	0	0	0	0	0	1	0	0	0	0	0	0	0	2	0	0	.167
Mar. 22	at Northwestern	PH	1	0	0	0	0	0	0	0	0	0	0	0	0	0	0	0	0	0	.160
Mar. 22	at Northwestern	*C/RF	1	0	0	0	0	0	0	0	0	0	0	0	0	0	0	4	0	0	.154
Mar. 26	at Southern Miss	PH/C	1	0	0	0	0	0	0	0	0	0	0	0	0	0	1	3	0	0	.148
Mar. 28	TEXAS*																				
Mar. 29	TEXAS*																				
Mar. 30	TEXAS*																				
Apr. 1	CENTRAL ARKANSAS																				
Apr. 4	at Tennessee*																				
Apr. 5	at Tennessee*																				
Apr. 6	at Tennessee*																				
Apr. 11	MISSOURI*																				
Apr. 12	MISSOURI*																				
Apr. 13	MISSOURI*																				
Apr. 18	vs. Oklahoma*																				
Apr. 19	at Oklahoma*																				
Apr. 20	at Oklahoma*																				
Apr. 25	at Kentucky*																				
Apr. 26	at Kentucky*																				
Apr. 27	at Kentucky*																				
May 1	OLE MISS*																				
May 2	OLE MISS*																				
May 3	OLE MISS*																				

MULTI-HIT GAMES

	2	3	4	5+	TOTAL
2024	6	3	--	--	9
2025	1	--	--	--	1
TOTAL	7	3	--	--	10

MULTI-RBI GAMES

	2	3	4	5+	TOTAL
2024	6	1	1	--	8
2025	1	--	--	--	1
TOTAL	7	1	1	--	9

	AVG	GP-GS	AB	R	H	2B	3B	HR	RBI	TB	SLG	BB	HBP	SO	GDP	OBP	SF	SH	SB-ATT	PO	A	E	FLD
2024	.318	52-47	129	18	41	9	0	3	26	59	.457	10	1	8	4	.371	0	0	1-1	205	16	4	.982
2025	.148	16-5	27	2	4	2	0	1	2	9	.333	1	0	4	0	.179	0	0	0-0	31	4	0	1.000
TOTAL	.288	68-52	156	20	45	11	0	4	28	68	.436	11	1	12	4	.339	0	0	1-1	236	20	4	.985



83

XIANE ROMERO INF

FRESHMAN | 5-4 | R/R // LAKE ELSINORE, CALIF. (TEMESCAL CANYON HS)

SEASON HIGHS

At-Bats	3	Louisiana, 3/5/25
Hits	2	Louisiana, 3/5/25
Runs Scored	2	Louisiana, 3/5/25
Runs Batted In	2	Louisiana, 3/5/25
Doubles	1	Louisiana, 3/5/25
Triples		
Home Runs		
Walks	1	vs. Louisiana Tech, 2/22/25
Stolen Bases	1	Georgia Tech, 2/16/25
Putouts	5	vs. Bethune-Cookman, 2/8/25
Assists	2	5x, last, at Northwestern, 3/21/25
Hitting Streak	1 gm	3x, last, 3/5/25, Louisiana

CAREER HIGHS

At-Bats	3	Louisiana, 3/5/25
Hits	2	Louisiana, 3/5/25
Runs Scored	2	Louisiana, 3/5/25
Runs Batted In	2	Louisiana, 3/5/25
Doubles	1	Louisiana, 3/5/25
Triples		
Home Runs		
Walks	1	vs. Louisiana Tech, 2/22/25
Stolen Bases	1	Georgia Tech, 2/16/25
Putouts	5	vs. Bethune-Cookman, 2/8/25
Assists	2	5x, last, at Northwestern, 3/21/25
Hitting Streak	1 gm	3x, last, 3/5/25, Louisiana

NOTEWORTHY

- » Has played in 24 games, making seven starts at second base.
- » Has also seen time at third.
- » Batting .250 (4-for-16).
- » Started at second in the SEC opener against **No. 18 Auburn (3/8)**.
- » Went 2-for-3 with a double against **Louisiana (3/5)** while posting her first multi-hit and multi-RBI game.
- » Laid down a sacrifice bunt in the win vs. **North Alabama (2/22)**.
- » Drew a walk vs. **Louisiana Tech (2/22)**.
- » Singled as a pinch hitter and remained in the game at third base against **Samford (2/18)**.
- » Stole a base and scored as a pinch runner against **Georgia Tech (2/16)**.
- » Collected her first career hit against **Bradley (2/14)**.
- » Made her debut vs. **Bethune-Cookman (2/8)** while starting at second base.
- » Laid down a sacrifice bunt that led to the game-tying run scoring against the Wildcats.
- » Recorded five putouts and two assists in her debut.
- » Tabbed the No. 31 position player nationally by Softball America in the class of 2024.
- » Considered the No. 10 prospect in the class by Extra Innings Softball and the No. 7 middle infielder in 2022.
- » Hit .417 (5-for-12) in fall ball with a pair of doubles and three walks.
- » Played travel ball for Athletics Mercado which won the Colorado Sparkler in 2021 along with the Triple Crown National Championship.
- » Batted .459 on the club circuit following her sophomore year as the Athletics won the Alliance National Tier 2 Championship.

MULTI-HIT GAMES

	2	3	4	5+	TOTAL
2025	1	--	--	--	1
TOTAL	1	--	--	--	1

MULTI-RBI GAMES

	2	3	4	5+	TOTAL
2025	1	--	--	--	1
TOTAL	1	--	--	--	1

ROMERO'S GAME-BY-GAME STATS

DATE	OPPONENT	POS	AB	R	H	RBI	2B	3B	HR	BB	SB	CS	HBP	SH	SF	GDP	K	PO	A	E	AVG
Feb. 7	vs. Texas Tech		DNP																		
Feb. 7	vs. Duke		DNP																		
Feb. 8	vs. Bethune-Cookman	*2B	2	0	0	0	0	0	0	0	0	0	0	1	0	0	0	5	2	0	.000
Feb. 8	vs. Penn State	2B	0	0	0	0	0	0	0	0	0	0	0	0	0	0	0	0	1	0	.000
Feb. 9	vs. Nebraska		DNP																		
Feb. 13	SOUTHERN ILLINOIS	PR/2B	0	0	0	0	0	0	0	0	0	0	0	0	0	0	0	0	0	0	.000
Feb. 14	NORTH TEXAS	2B	1	0	0	0	0	0	0	0	0	0	0	0	0	0	1	1	0	0	.000
Feb. 14	BRADLEY	*2B	2	0	1	0	0	0	0	0	0	0	0	0	0	0	0	1	0	0	.200
Feb. 15	BRADLEY	*2B	0	1	0	0	0	0	0	0	0	0	0	0	0	0	0	0	1	0	.200
Feb. 16	GEORGIA TECH	PR	0	1	0	0	0	0	0	0	1	0	0	0	0	0	0	0	0	0	.200
Feb. 18	SAMFORD	PH/3B	1	0	1	0	0	0	0	0	0	0	0	0	0	0	0	1	0	0	.333
Feb. 22	vs. Louisiana Tech	PH/2B	0	0	0	0	0	0	0	1	0	0	0	0	0	0	0	0	0	0	.333
Feb. 22	vs. North Alabama	*2B/3B	1	0	0	0	0	0	0	0	0	0	0	1	0	0	0	2	2	1	.286
Feb. 22	vs. Jacksonville State	PR	0	0	0	0	0	0	0	0	0	0	0	0	0	0	0	0	0	0	.286
Feb. 23	vs. Miami (Ohio)		DNP																		
Feb. 26	UAB		DNP																		
Feb. 28	ALABAMA STATE	2B	1	1	0	0	0	0	0	0	0	0	0	0	0	0	0	0	2	0	.250
Feb. 28	NEW MEXICO	2B	0	0	0	0	0	0	0	0	0	0	0	0	0	0	0	1	1	0	.250
Mar. 1	NORTHWESTERN STATE	PR/2B	0	0	0	0	0	0	0	0	0	0	0	0	0	0	0	0	0	0	.250
Mar. 1	NEW MEXICO	*2B	2	0	0	0	0	0	0	0	0	0	0	0	0	0	1	1	2	0	.200
Mar. 2	NORTHWESTERN STATE	2B	0	0	0	0	0	0	0	0	0	0	0	0	0	0	0	1	1	0	.200
Mar. 5	LOUISIANA	*2B/3B	3	2	2	2	1	0	0	0	0	0	0	0	0	0	0	3	0	0	.308
Mar. 8	AUBURN*	*2B	1	0	0	0	0	0	0	0	0	0	0	0	0	0	0	0	1	0	.286
Mar. 9	AUBURN*	2B	0	0	0	0	0	0	0	0	0	0	0	0	0	0	0	0	0	0	.286
Mar. 10	AUBURN*		DNP																		
Mar. 12	MIDDLE TENNESSEE	2B	0	0	0	0	0	0	0	0	0	0	0	0	0	0	0	1	1	0	.286
Mar. 14	at Alabama*	2B	0	0	0	0	0	0	0	0	0	0	0	0	0	0	0	0	0	1	.286
Mar. 14	at Alabama*		DNP																		
Mar. 16	at Alabama*	2B	0	0	0	0	0	0	0	0	0	0	0	0	0	0	0	0	0	0	.286
Mar. 19	at UAB	2B	1	0	0	0	0	0	0	0	0	0	0	0	0	0	1	0	0	0	.267
Mar. 21	at Northwestern	2B	1	0	0	0	0	0	0	0	0	0	0	0	0	0	1	0	2	0	.250
Mar. 22	at Northwestern		DNP																		
Mar. 22	at Northwestern		DNP																		
Mar. 26	at Southern Miss		DNP																		
Mar. 28	TEXAS*																				
Mar. 29	TEXAS*																				
Mar. 30	TEXAS*																				
Apr. 1	CENTRAL ARKANSAS																				
Apr. 4	at Tennessee*																				
Apr. 5	at Tennessee*																				
Apr. 6	at Tennessee*																				
Apr. 11	MISSOURI*																				
Apr. 12	MISSOURI*																				
Apr. 13	MISSOURI*																				
Apr. 18	vs. Oklahoma*																				
Apr. 19	at Oklahoma*																				
Apr. 20	at Oklahoma*																				
Apr. 25	at Kentucky*																				
Apr. 26	at Kentucky*																				
Apr. 27	at Kentucky*																				
May 1	OLE MISS*																				
May 2	OLE MISS*																				
May 3	OLE MISS*																				

OVERALL STATS



2025 Mississippi State Softball
Overall Statistics for Mississippi State (as of Mar 26, 2025)
(All games Sorted by Batting avg)



Record: 28-6 Home: 15-2 Away: 6-2 Neutral: 7-2 SEC: 5-1

Player	avg	gp-gs	ab	r	h	2b	3b	hr	rbi	tb	slg%	bb	hp	so	gdp	ob%	sf	sh	sb-att	po	a	e	fld%
29 Sierra Sacco	.510	34-34	102	45	52	12	2	6	33	86	.843	27	1	8	0	.615	0	0	13-16	47	3	0	1.000
10 Nadia Barbary	.370	34-33	108	29	40	7	1	7	27	70	.648	12	0	5	0	.433	0	1	2-2	34	48	5	.943
22 Jessie Blaine	.349	34-32	83	19	29	6	1	2	19	43	.518	23	0	12	1	.477	3	0	0-0	178	20	0	1.000
13 Morgan Bernardini	.348	34-33	92	20	32	5	0	3	26	46	.500	5	0	8	1	.374	2	0	2-2	34	0	3	.919
9 Kiarra Sells	.341	34-34	91	28	31	6	0	8	28	61	.670	16	12	12	0	.496	0	0	5-5	32	2	1	.971
67 Kylee Edwards	.316	34-34	95	21	30	7	0	7	27	58	.611	11	2	10	1	.394	1	2	4-4	33	54	5	.946
7 Lexi Sosa	.266	31-30	79	16	21	4	0	8	27	49	.620	13	1	11	3	.372	1	1	0-0	1	3	0	1.000
4 Riley Hull	.231	34-34	78	19	18	2	1	0	7	22	.282	8	1	5	0	.307	1	1	7-7	182	8	3	.984

12 Paige Ernstes	.370	22-4	27	4	10	2	0	2	5	18	.667	4	0	3	0	.452	0	0	0-0	0	0	2	.000
24 Morgan Stiles	.306	32-27	62	16	19	3	1	3	17	33	.532	5	0	6	0	.353	1	2	0-0	32	44	6	.927
83 Xiane Romero	.250	24-7	16	5	4	1	0	0	2	5	.313	1	0	4	0	.294	0	2	1-1	16	17	2	.943
2 Abby G. Richardson	.200	9-0	5	4	1	0	1	0	0	3	.600	2	0	2	0	.429	0	0	0-0	0	0	0	.000
74 Ella Wesolowski	.148	16-5	27	2	4	2	0	1	2	9	.333	1	0	4	0	.179	0	0	0-0	31	4	0	1.000
42 Kalani Sells	.000	33-1	5	7	0	0	0	0	0	0	.000	1	0	2	0	.167	0	0	3-3	14	0	0	1.000
1 Gretta Grassel	.000	25-0	1	11	0	0	0	0	0	0	.000	1	0	0	0	.500	0	0	2-2	0	0	0	.000
Totals	.334	34	871	246	291	57	7	47	220	503	.577	130	17	92	6	.426	9	9	39-42	639	222	29	.967
Opponents	.240	34	816	96	196	33	5	9	84	266	.326	72	22	210	5	.318	3	16	16-20	591	216	45	.947

LOB - Team (200), Opp (195). DPs turned - Team (10), Opp (13). IBB - Team (1), S. Sacco 1. Picked off - Ky. Edwards 1, M. Bernardini 1.

(All games Sorted by Earned run avg)

Player	era	w-l	app	gs	cg	sho	sv	ip	h	r	er	bb	so	2b	3b	hr	b/avg	wp	hp	bk	sfa	sha
25 Raelin Chaffin	1.39	15-2	24	15	11	2/0	2	100.2	81	28	20	29	123	18	1	1	.215	7	5	0	0	5
48 Delainey Everett	1.45	7-0	13	8	0	0/0	1	38.2	39	12	8	5	26	5	1	3	.264	2	2	0	2	3
55 Josey Marron	5.97	2-4	15	7	0	0/0	0	36.1	36	36	31	28	32	6	1	2	.254	9	12	0	1	5

7 Lexi Sosa	3.07	3-0	10	3	0	0/0	2	27.1	33	14	12	7	23	4	1	1	.289	2	1	0	0	2
20 Sara Phillips	4.20	1-0	5	1	0	0/0	0	10.0	7	6	6	3	6	0	1	2	.194	1	2	0	0	1
Totals	2.53	28-6	34	34	11	2/0	5	213.0	196	96	77	72	210	33	5	9	.240	21	22	0	3	16
Opponents	7.25	6-28	34	34	8	3/0	1	197.0	291	246	204	130	92	57	7	47	.334	21	17	0	9	9

PB - Team (4), J. Blaine 3, E. Wesolowski 1, Opp (5). Pickoffs - Team (6), J. Blaine 5, E. Wesolowski 1, Opp (3). SBA/ATT - J. Blaine (14-17), R. Chaffin (7-11), J. Marron (6-6), E. Wesolowski (2-3), L. Sosa (2-2), D. Everett (1-1).

CONFERENCE STATS



2025 Mississippi State Softball
Conference statistics for Mississippi State (as of Mar 16, 2025)
(SEC games only Sorted by Batting avg)



Record: 5-1 Home: 3-0 Away: 2-1 SEC: 5-1

Player	avg	gp-gs	ab	r	h	2b	3b	hr	rbi	tb	slg%	bb	hp	so	gdp	ob%	sf	sh	sb-att	po	a	e	fld%
29 Sierra Sacco	.588	6-6	17	8	10	2	0	1	4	15	.882	7	0	1	0	.708	0	0	3-3	12	2	0	1.000
22 Jessie Blaine	.467	6-6	15	6	7	2	0	1	4	12	.800	6	0	2	1	.619	0	0	0-0	37	6	0	1.000
10 Nadia Barbary	.333	6-6	21	3	7	1	0	1	7	11	.524	2	0	0	0	.391	0	1	0-0	7	7	0	1.000
67 Kylee Edwards	.300	6-6	20	3	6	2	0	1	3	11	.550	1	0	1	0	.333	0	0	0-0	5	13	1	.947
9 Kiarra Sells	.294	6-6	17	3	5	1	0	0	2	6	.353	4	1	4	0	.455	0	0	2-2	8	0	0	1.000
24 Morgan Stiles	.286	6-5	14	4	4	2	0	1	7	9	.643	1	0	1	0	.333	0	0	0-0	7	5	2	.857
13 Morgan Bernardini	.267	6-6	15	3	4	0	0	1	1	7	.467	3	0	1	1	.389	0	0	0-0	9	0	1	.900
7 Lexi Sosa	.067	5-5	15	1	1	0	0	1	2	4	.267	2	0	2	1	.176	0	0	0-0	0	0	0	.000

12 Paige Ernstes	.375	5-1	8	0	3	1	0	0	1	4	.500	0	0	1	0	.375	0	0	0-0	0	0	0	.000
4 Riley Hull	.154	6-6	13	4	2	0	0	0	0	2	.154	0	0	0	0	.154	0	1	2-2	29	4	1	.971
74 Ella Wesolowski	.000	4-0	6	0	0	0	0	0	0	0	.000	0	0	2	0	.000	0	0	0-0	2	1	0	1.000
83 Xiane Romero	.000	4-1	1	0	0	0	0	0	0	0	.000	0	0	0	0	.000	0	0	0-0	0	1	1	.500
42 Kalani Sells	.000	6-0	0	2	0	0	0	0	0	0	.000	0	0	0	0	.000	0	0	0-0	2	0	0	1.000
1 Gretta Grassel	.000	4-0	0	1	0	0	0	0	0	0	.000	0	0	0	0	.000	0	0	1-1	0	0	0	.000
Totals	.302	6	162	38	49	11	0	7	31	81	.500	26	1	15	3	.402	0	2	8-8	120	40	6	.964
Opponents	.299	6	167	23	50	8	2	2	22	68	.407	19	3	40	1	.379	1	2	2-4	114	45	13	.924

LOB - Team (39), Opp (49). DPs turned - Team (1), Opp (7). IBB - Team (1), S. Sacco 1.

(SEC games only Sorted by Earned run avg)

Player	era	w-l	app	gs	cg	sho	sv	ip	h	r	er	bb	so	2b	3b	hr	b/avg	wp	hp	bk	sfa	sha
25 Raelin Chaffin	1.91	4-0	5	3	3	0/0	1	25.2	25	8	7	11	29	7	0	0	.243	2	1	0	0	0
48 Delainey Everett	4.67	0-0	2	2	0	0/0	0	6.0	12	5	4	0	4	1	1	1	.429	1	0	0	1	0

7 Lexi Sosa	7.00	0-0	2	1	0	0/0	0	4.0	7	4	4	0	1	0	0	1	.389	1	0	0	0	1
55 Josey Marron	9.69	1-1	3	0	0	0/0	0	4.1	6	6	6	8	6	0	1	0	.333	1	2	0	0	1
Totals	3.67	5-1	6	6	3	0/0	1	40.0	50	23	21	19	40	8	2	2	.299	5	3	0	1	2
Opponents	5.53	1-5	6	6	0	0/0	1	38.0	49	38	30	26	15	11	0	7	.302	6	1	0	0	2

Pickoffs - Team (1), J. Blaine 1. SBA/ATT - J. Blaine (2-4), R. Chaffin (1-3), L. Sosa (1-1).



1

GRETTA GRASSELFR. | OF | L/R | 5-7
BOSCOBEL, WISC.

2

ABBY GRACE RICHARDSONJR. | C/INF | R/R | 5-9
BROOKHAVEN, MISS.

4

RILEY HULLSR. | INF | L/R | 5-5
SOMERSET, KY.

7

LEXI SOSAGR. | P | R/R | 5-10
SAN DIEGO, CALIF.

9

KIARRA SELLSJR. | OF | R/R | 5-6
JASPER, TEXAS

10

NADIA BARBARYJR. | INF | R/R | 5-7
DOUGLASVILLE, GA.

11

ABIGAIL STEVENSFR. | P | R/R | 6-0
BRAXTON, MISS.

12

PAIGE ERNESTESFR. | C/INF | R/R | 5-6
NEW PALESTINE, IND.

13

MORGAN BERNARDINIJR. | OF | R/R | 5-6
ELKVILLE, ILL.

20

SARA PHILLIPSFR. | P | R/R | 5-10
TRUSSVILLE, ALA.

22

JESSIE BLAINESR. | C/OF | R/R | 5-10
PIKE ROAD, ALA.

24

MORGAN STILESFR. | INF | R/R | 5-7
ATHENS, ALA.

25

RAELIN CHAFFINSR. | P | R/R | 5-6
BOSSIER CITY, LA.

29

SIERRA SACCOSR. | OF | L/R | 5-8
MARRERO, LA.

41

TAYLOR TROUTMANFR. | OF | L/R | 5-10
HENDERSON, KY.

42

KALANI SELLSFR. | OF | R/R | 5-4
JASPER, TEXAS

43

HOSANNA LINDBLADESO. | P | R/R | 6-0
WALLER, TEXAS

48

DELAINEY EVERETTSO. | P | L/R | 5-5
OAKDALE, CALIF.


55

JOSEY MARRONJR. | P | R/R | 5-8
GRIMES, IOWA

67

KYLEE EDWARDSSO. | INF | R/R | 5-6
WALDRON, IND.

74

ELLA WESOLOWSKISO. | C/OF | R/R | 5-7
WILLIAMSVILLE, N.Y.

83

XIANE ROMEROFR. | INF | R/R | 5-4
LAKE ELSINORE, CALIF.

HC

SAMANTHA RICKETTSHEAD COACH | IN DUGOUT
6TH SEASON (11TH AT MSU)

AC

TYLER BRATTONASSOC. HEAD COACH | THIRD BASE
12TH SEASON

AC

TARYNE MOWATT-MCKINNEYASST. COACH | CALLS PITCHES
2ND SEASON

AC

ZAC SHAWASST. COACH | 1ST BASE
3RD SEASON

PD

ALYSSA LOZAPLAYER DEVELOPMENT COORD.
4TH SEASON

DO

JAMIE DESPORTEDIRECTOR OF OPERATIONS
4TH SEASON

GA

MATALASI FAAPITOGRADUATE ASSISTANT
1ST SEASON