



27 ALL-AMERICAN HONORS | 18 NCAA REGIONAL APPEARANCES | 38 ALL-SEC HONORS

2025 SCHEDULE

RECORD	33-11
SEC:	9-6
NON-CONFERENCE:	24-5
HOME:	19-5
AWAY:	7-4
NEUTRAL:	7-2

DATE	OPPONENT	TV	TIME/RESULT
Feb. 7	vs. #13/10 Texas Tech ¹	Gamechanger	W, 3-1 (8)
	vs. #7/8 Duke ¹	Gamechanger	L, 0-8 (5)
Feb. 8	vs. Bethune-Cookman ¹	Gamechanger	W, 3-2
	vs. Penn State ¹	Gamechanger	W, 6-1
Feb. 9	vs. #19/16 Nebraska ¹	Gamechanger	W, 3-0
Feb. 13	SOUTHERN ILLINOIS ²	SEC Network+	W, 10-3
Feb. 14	NORTH TEXAS ²	SEC Network+	W, 14-5 (5)
	BRADLEY ²	SEC Network+	W, 5-3
Feb. 15	BRADLEY ²	SEC Network+	W, 12-3 (5)
Feb. 16	GEORGIA TECH ²	SEC Network+	W, 11-3 (5)
Feb. 18	SAMFORD	SEC Network+	W, 6-1
Feb. 22	vs. Louisiana Tech ³		W, 10-1 (5)
	vs. North Alabama ³	FloCollege	W, 6-1
Feb. 23	vs. Jacksonville State ³		L, 0-3
	vs. Miami (Ohio) ³	FloCollege	W, 11-7
Feb. 26	UAB	SEC Network+	W, 11-1 (5)
Feb. 28	ALABAMA STATE ⁴	SEC Network+	W, 17-2 (5)
	NEW MEXICO ⁴	SEC Network+	W, 6-1
Mar. 1	NORTHWESTERN ST. ⁴	SEC Network+	W, 3-2
	NEW MEXICO ⁴	SEC Network+	W, 10-4
Mar. 2	NORTHWESTERN ST. ⁴	SEC Network+	L, 0-5
Mar. 5	LOUISIANA	SEC Network+	W, 14-1 (5)
Mar. 8	#18/17 AUBURN*	SEC Network+	W, 0-3
Mar. 9	#18/17 AUBURN*	SEC Network	W, 9-4
Mar. 10	#18/17 AUBURN*	SEC Network	W, 7-4
Mar. 12	MIDDLE TENNESSEE	SEC Network+	L, 2-3
Mar. 14	at #25/23 Alabama*	SEC Network+	W, 9-1 (8)
	at #25/23 Alabama*	SEC Network+	L, 4-7
Mar. 16	at #25/23 Alabama*	SEC Network+	W, 4-3
Mar. 19	at UAB	ESPN+	W, 8-4
Mar. 21	at Northwestern	B1G Network	W, 14-0 (5)
Mar. 22	at Northwestern	B1G+	L, 2-4
	at Northwestern	B1G+	W, 12-2 (5)
Mar. 26	at Southern Miss	ESPN+	W, 9-1 (5)
Mar. 28	#1/1 TEXAS*	SEC Network+	W, 4-3
	#1/1 TEXAS*	SEC Network+	L, 3-7
Mar. 30	#1/1 TEXAS*	SEC Network+	L, 2-7
Apr. 1	CENTRAL ARKANSAS	SEC Network+	W, 8-0 (5)
Apr. 4	at #7/6 Tennessee*	SEC Network	L, 0-8 (5)
Apr. 5	at #7/6 Tennessee*	SEC Network	W, 14- (6)
	at #7/6 Tennessee*	SEC Network+	L, 0-8 (5)
Apr. 11	MISSOURI*	SEC Network+	W, 7-0
Apr. 12	MISSOURI*	SEC Network+	L, 8-12
Apr. 13	MISSOURI*	SEC Network+	W, 10-2 (5)
Apr. 18	vs. #2/4 Oklahoma* ⁵	SoonerSports.com	6:30 p.m.
Apr. 19	at #2/4 Oklahoma*	SEC Network	1 p.m.
Apr. 20	at #2/4 Oklahoma*	SEC Network+	1 p.m.
Apr. 25	at Kentucky*	SEC Network	5 p.m.
Apr. 26	at Kentucky*	SEC Network+	3:30 p.m.
Apr. 27	at Kentucky*	SEC Network+	12 p.m.
May 1	#17/20 OLE MISS*	SEC Network+	6 p.m.
May 2	#17/20 OLE MISS*	SEC Network+	4 p.m.
May 3	#17/20 OLE MISS*	SEC Network	5 p.m.
May 6-10	SEC Tournament ⁶	SEC Network	TBD

* Southeastern Conference game | **BOLD** denotes home games | All times CT

¹ NFCA Leadoff Classic (Clearwater, Fla.)

² The Snowman: Alex Wilcox Memorial (Starkville, Miss.)

³ Rocket City Softball Showcase (Madison, Ala.)


⁴ Bulldog Invitational (Starkville, Miss.)

⁵ Oklahoma City, Okla.


⁶ SEC Tournament (Athens, Ga.)

16/15 MISSISSIPPI STATE (33-11, 9-6 SEC) AT 2/4 OKLAHOMA (36-5, 10-5 SEC)

APRIL 18-20 | OKLAHOMA CITY, OKLA./NORMAN, OKLA. | DEVON PARK/LOVE'S FIELD



HEAD COACH: Samantha Ricketts
RECORD AT MSU: 192-111 (6th Year)
CAREER RECORD: 192-111 (6th Year)
STREAK: Won 1
LAST 10 GAMES: 5-5
RANKINGS:
NFCA Coaches - 16 | USA Softball - 15
D1Softball - 16 | Softball America - 16



HEAD COACH: Patty Gasso
RECORD AT OU: 1550-357-5 (31st Year)
CAREER RECORD: 1550-357-5 (31st Year)
STREAK: Lost 2
LAST 10 GAMES: 6-4
RANKINGS:
NFCA Coaches - 2 | USA Softball - 4
D1Softball - 5 | Softball America - 2

	AVG	R/G	H/G	SLG	OBP	RBI	SB-ATT	ERA	K/7	K:BB	OPP	FLD
#16/15 Mississippi St.	.328	6.82	8.25	.569	.418	271	41-45	3.12	6.56	3.01	.251	.968
#2/4 Oklahoma	.333	7.98	8.49	.630	.455	298	51-61	2.43	6.68	3.80	.204	.979

FRIDAY, APRIL 18	SATURDAY, APRIL 19	SUNDAY, APRIL 20
#16/15 Mississippi St. vs. #2/2 Oklahoma Devon Park (Oklahoma City, Okla.) 6:30 p.m. CT	#16/15 Mississippi St. vs. #2/2 Oklahoma Love's Field (Norman, Okla.) 1 p.m. CT	#16/15 Mississippi St. vs. #2/2 Oklahoma Love's Field (Norman, Okla.) 1 p.m. CT
TV: SoonerSports.com (Chris Plank)	TV: SEC Network (Eric Frede, Madison Shipman)	TV: SEC Network+ (Chad McKee, DJ Sanchez)

SERIES HISTORY

OVERALL: 0-8 | CURRENT STREAK: Lost 8 | HOME: 0-2 | AWAY: 0-1 | NEUTRAL: 0-5
LAST MEETING: Feb. 23, 2024, in Cathedral City, Calif. (OU 9, MSU 3)

OPPONENT NOTABLES

After losing its series at Alabama in walk-off fashion on Monday night, Oklahoma is now 11-4 against ranked teams and 8-4 against ranked SEC teams. The Sooners previously played in Devon Park on April 9 to host then-No. 18 Oklahoma State. That game saw an NCAA regular-season record 9,259 fans in attendance. Oklahoma is fourth nationally with 77 homers, and of those, 42 have been hit by newcomers. The Sooners are also fourth nationally and second in the SEC in on-base percentage and walks offensively and WHIP defensively. They lead the conference in slugging percentage overall, but their SEC-only slugging percentage is fourth in the league.

LEADING OFF

FACING HER FORMER COACH: Samantha Ricketts was an All-American under Patty Gasso at Oklahoma and will face her mentor for the sixth time as a head coach this weekend. No former Gasso player has ever beaten her as a head coach.

RICKETTS' RECORD YEAR: MSU is just four wins shy of Samantha Ricketts' highest win total in a season with at least 10 games remaining. MSU's team batting average (.328), on-base percentage (.418) and slugging percentage (.569) would all be single-season school records.

DAWGS AT DEVON: Mississippi State will return to Devon Park, the home of the Women's College World Series, on Friday night for the first time since 2017. State is 1-0 in the storied stadium, winning neutral-site contest against UAB, 8-0, in six innings following a tournament in Norman.

TAKING DOWN TOP TEAMS: Samantha Ricketts boasts 43 victories against NFCA-ranked opponents in her coaching career, which ranks second all-time at Mississippi State. With a win in the series, State will have beaten multiple top-5 teams in the same season for the sixth time and first since 2022, when they beat No. 4 Florida and No. 2 Florida State in true road games.

WESOLOWSKI'S WEEKLY AWARD: Ella Wesolowski was named SEC Co-Player of the Week after batting .750 (6-for-8) with three doubles, four RBIs and a 1.125 slugging percentage while throwing out three runners.

SEC SLUGGERS: The Bulldogs lead the SEC in slugging percentage in conference games (.524). Morgan Stiles leads the team in home runs (5), RBIs (14) and slugging percentage (.829) in conference play. Her SEC-only slugging percentage is fourth in the league.

SIERRA SETS THE TABLE: Sierra Sacco is among the top 10 nationally in batting average (4th), hits (9th), runs (9th) and on-base percentage (5th). MSU is 60-9 when she scores since the start of last year.

DUAL-OUT DAMAGE: The Bulldogs have already collected 98 two-out RBIs, which ranks 10th in program history. This year is one of three in program history in which State has averaged more than two two-out RBIs per game.

BARBARY'S BIG YEAR: Nadia Barbary already has single-season career highs in hits (50), homers (8) and total bases (85), and her slugging percentage is 140 points higher than it has been in any prior season of her career.

PROBABLE STARTING LINEUP

#	NAME	POS.	YR.	B/T	AVG	AB	R	H	2B	3B	HR	RBI	TB	SLG	OBP
29	Sierra Sacco	CF	Sr.	L/R	.504	131	53	66	14	2	8	42	108	.824	.599
10	Nadia Barbary	3B	Jr.	R/R	.357	140	33	50	9	1	8	34	85	.607	.413
67	Kylee Edwards	SS	So.	R/R	.333	120	27	40	8	0	8	32	72	.600	.414
24	Morgan Stiles	2B	Fr.	R/R	.314	86	24	27	3	1	7	25	53	.616	.371
74	Ella Wesolowski	C	So.	R/R	.268	41	5	11	5	0	1	6	19	.463	.302
13	Morgan Bernardini	LF	Jr.	R/R	.342	117	24	40	7	0	4	29	59	.504	.373
20	Jessie Blaine	DP	Sr.	R/R	.327	107	22	35	7	1	2	22	50	.467	.457
4	Riley Hull	1B	Sr.	L/R	.189	95	25	18	2	1	0	8	22	.232	.271
9	Kiarra Sells	RF	Jr.	R/R	.321	112	34	36	6	0	11	36	75	.670	.462
#	PITCHERS	R/L	YR.	ERA	W-L	G-SS	CG	SV	IP	H	R	ER	BB	SO	B/AVG
48	Delainey Everett	LHP	So.	2.13	9-0	17-12	1	1	52.2	51	22	16	8	41	.251
25	Raelin Chaffin	RHP	Sr.	2.55	18-6	32-21	14	2	134.2	121	59	49	36	150	.235
7	Lexi Sosa	RHP	Gr.	3.29	3-1	14-3	0	2	34.0	42	19	16	8	24	.300

LAST 10 GAMES (5-5)

HITTING LEADERS	AVG	AB	R	H	XBH	RBI
TEAM	.304	237	54	72	27	51
Sierra Sacco	.483	29	8	14	4	9
Kylee Edwards	.400	25	6	10	2	5
Morgan Stiles	.333	24	8	8	4	8
Morgan Bernardini	.320	25	4	8	3	3
Nadia Barbary	.313	32	4	10	3	7
Ella Wesolowski	.500	14	3	7	3	4
PITCHING LEADERS	ERA	IP	H	R	SO	BB
TEAM	5.22	60.1	71	51	46	13
Delainey Everett	4.00	14.0	12	10	15	3
Lexi Sosa	4.20	6.2	9	5	1	1
Josey Marron	4.94	5.2	10	5	3	2
Raelin Chaffin	5.97	34.0	40	31	27	7

MEDIA INFORMATION

SOFTBALL MEDIA PORTAL

Mississippi State has created an online portal for media members covering the Bulldogs' softball program. To access the portal, visit hailst.at/SBMedia. The Softball Press Box Page of HailState.com includes links to credential request forms, media guides, quick facts, game notes, box scores, recaps and team and staff headshots.

CREDENTIALS

Working media must apply for single-game credentials at least 24 hours in advance by visiting hailst.at/SBCreds. Seats will be assigned to credentialed media members. Space is limited inside the Nusz Park press box. Indoor seating priority will be given to team staff, broadcast personnel, production staff and those media members who regularly cover the program. Auxillary seating is located at the top of Section 104.

PHOTOGRAPHERS/VIDEOGRAPHERS

Photographers and videographers are permitted to shoot around Nusz Park in approved areas. Those wishing to shoot a game should meet with Brian Ogden in the press box before the game to be granted field access.

PRESS BOX SERVICES

A complete NCAA box score and pertinent game facts are available to members of the working media following the conclusion of each game. Media members also have access to game notes, statistics, lineups and rosters prior to the start of each game upon request. A pregame meal is also served in the press box approximately one hour prior to each game.

The press box is divided into four separate work areas, with each equipped with high-speed internet and telephone access. It is also set up to accommodate television and team video personnel.

RADIO BROADCASTS

The Nusz Park press box houses radio lines to support home and visitor radio broadcasts. For more information on the phone lines, please contact Brian Ogden in the Communications office.

NUSZ PARK

FAST FACTS

- » Since 2016, MSU is 202-81 in Nusz Park (.714).
- » Opening game at the MSU Softball Field came on Feb. 26, 1997, with the Bulldogs sweeping Samford in a doubleheader.
- » Nusz Park, a \$6 million project, includes 1,000 maroon chairback seats, in addition to an expanded concourse that includes new restrooms and concession stands.
- » The Bulldogs' first action in the new digs came against Georgia Southern, a 6-0 victory on Feb. 11, 2016.
- » MSU opened play at Nusz Park with six-straight victories, including a sweep of the Bulldog Kickoff.
- » State captured its first SEC win at Nusz with a 6-3 win against eventual WCWS finalists and third-ranked Auburn on March 19.
- » Nusz hosted the 2016 SEC Softball Tournament. The four-day event hosted 12 teams and a total of 11 games and drew praise from coaches across the league to ESPN and SEC Network officials.
- » On May 27, 2022 the largest college softball crowd in the history of the state of Mississippi descended on Nusz Park for the Bulldogs' Super Regional with Arizona (2,209). The next day the record was again broken (2,299) where it now stands today.
- » State broke the single-season attendance record in 2024 with 22,349 fans.

BRIAN OGDEN

Softball / Men's Golf

Phone	(972) 977-7459
Email	BOgden@athletics.msstate.edu
Twitter	@brianogden

POSTGAME INTERVIEWS

Requested MSU players, along with head coach Samantha Ricketts, will be available for interviews approximately 10 minutes after all games in the film room of the Softball Fieldhouse. In the event of a doubleheader, coaches and student-athletes will be available following their final game of the day.

The Mississippi State locker room and field dugouts are off-limits to the media. Media members must be escorted by a member of the MSU Athletics Communications staff while inside the Softball Fieldhouse.

MSU PLAYER/COACH AVAILABILITY

Players and coaches will be made available to the media upon request. Those wishing to set up an interview must contact Brian Ogden via phone or e-mail. On gameday, players and coaches are only available postgame.

For post-practice interviews, media members should contact Brian Ogden no later than 10 p.m. the night before. In most cases, players will be available for a brief time before and after practices. A weekly schedule is available in each set of game notes.

Telephone interviews can also be scheduled with players on a call-back basis during the week with arrangements made through Brian Ogden.

Media members are NOT permitted to contact student-athletes on their own at any time. This includes phone, Email, text or through social media platforms. Student-athletes' contact information will not be given out.

TOP 15 CROWDS

ATT.	DATE	OPPONENT	RESULT
2,299	May 28, 2022	Arizona	L, 1-7
2,209	May 27, 2022	Arizona	L, 2-3
1,903	Mar. 8, 2025	Auburn	W, 5-4
1,612	April 16, 2016	LSU	L, 2-5 (12)
1,577	April 12, 2014	Alabama	W, 4-2
1,572	Apr. 13, 2024	Tennessee	L, 1-6
1,562	April 21, 2018	Florida	L, 2-6
1,553	April 12, 2013	Ole Miss	W, 5-1
1,547	April 25, 1998	Ole Miss	W, 11-0 (5); W, 4-3
1,520	April 19, 1997	Alabama	L, 2-5; W, 2-1
1,474	April 2, 2016	Ole Miss	L, 3-4
1,439	Apr. 14, 2024	Tennessee	L, 3-7
1,427	April 15, 2023	Alabama	L, 0-6
1,413	April 8, 2017	South Carolina	W, 6-4
1,362	April 18, 2015	Tennessee	L, 3-5

Bold denotes a ticketed game

QUICK FACTS

UNIVERSITY

Location	Starkville, Miss. (Pop. 24,657)
Founded	1878
Enrollment	23,150
Nickname	Bulldogs
Colors	Maroon and White
Mascot	Bully
Shortened	MSU or State
Conference	Southeastern
President	Dr. Mark Keenum
Athletic Director	Zac Selmon
Sr. Associate AD/SWA	Ann Carr
Faculty Representative	Brent J. Fountain

NUSZ PARK

Opened	1997
Renovated	2016
Capacity	1,400
Dimensions	L-200, C-220, R-200
All-Time Home Record	527-263 (.667)

COACHING STAFF

Head Coach	Samantha Ricketts
Alma Mater	Oklahoma, 2005
MSU Record	192-111 (6th Year, 11th at MSU)
MSU SEC Record	46-63 (6th Year)
Career Record	192-111 (6th Year)
Career SEC Record	46-63 (6th Year)
Associate Head Coach	Tyler Bratton (12th Year)
Assistant Coach	Taryne Mowatt-McKinney (2nd Year)
Assistant Coach	Zac Shaw (3rd Year)
Player Development Coordinator	Alyssa Loza (4th Year)
Director of Operations	Jamie Desporte (4th Year)
Certified Athletic Trainer	Macy Simoneaux (7th Year)
Strength Coach	Marci Hoppa (2nd Year; 7th at MSU)
Athletic Academics Counselor	Lindsey Race
Sport Administrators	Maryann Baker / Spencer McAnnally

TEAM INFORMATION

2024 Record	34-20
2024 SEC Record / Finish	12-12 / 6th
Final Rankings (NFC / USA / D1 / SA)	21 / 22 / NR / NR
Letterwinners Returning / Lost	12 / 13
Position Starters Returning / Lost	5 / 4
Pitchers Returning / Lost	4 / 2
Newcomers	10

PROGRAM HISTORY

Program Years	1982-86, 1997-present
Overall Record (33rd season)	1,056-788 (.573)
Overall SEC Record (27th season*)	303-429 (.414)
SEC Tournament Appearances	22
SEC Tournament Record	15-30 (.333)
NCAA Tournament Appearances	18
NCAA Tournament Record	23-37 (.383)
NFCA All-American Selections	17
Easton All-American Selections	9
NFCA All-Region Selections	53
All-SEC Selections	38
Freshman All-SEC / All-Newcomer Selections	15
SEC All-Defense Selections	2
NFCA All-America Scholar-Athletes	164
CoSIDA Academic All-American Selections	11



2025 BULLDOG ROSTER

NUMERICAL							
#	NAME	POS.	B/T	HT.	YR.	EXP.	HOMETOWN / HS / PREVIOUS SCHOOL
1	Gretta Grassel	OF	L/R	5-7	Fr.	HS	Boscobel, Wisc. / Boscobel HS
2	Abby Grace Richardson	C/INF	R/R	5-9	Jr.	JC	Brookhaven, Miss. / Brookhaven Academy / Copiah-Lincoln CC
4	Riley Hull	INF	L/R	5-5	Sr.	3L	Somerset, Ky. / Pulaski County HS
7	Lexi Sosa	P	R/R	5-10	Gr.	1L	San Diego, Calif. / Mater Dei Catholic HS / UCLA
9	Kiarra Sells	OF	R/R	5-6	Jr.	2L	Jasper, Texas / Jasper HS
10	Nadia Barbary	INF	R/R	5-7	Jr.	2L	Douglasville, Ga. / Chapel Hill HS
11	Abigail Stevens	P	R/R	6-0	Fr.	HS	Braxton, Miss. / East Rankin Academy
12	Paige Ernstes	C/INF	R/R	5-6	Fr.	HS	New Palestine, Ind. / New Palestine HS
13	Morgan Bernardini	OF	R/R	5-6	Jr.	2L	Elkville, Ill. / Elverado HS
20	Sara Phillips	P	R/R	5-10	Fr.	HS	Trussville, Ala. / Hewitt-Trussville HS
22	Jessie Blaine	C/OF	R/R	5-10	Sr.	1L	Pike Road, Ala. / Saint Dominic HS / Auburn
24	Morgan Stiles	INF	R/R	5-7	Fr.	HS	Athens, Ala. / Athens HS
25	Raelin Chaffin	P	R/R	5-6	Sr.	TR	Bossier City, La. / Airline HS / LSU
29	Sierra Sacco	OF	L/R	5-8	Sr.	1L	Marrero, La. / John Curtis Christian HS / Louisiana Tech
41	Taylor Troutman	OF	L/R	5-10	Fr.	HS	Henderson, Ky. / Henderson County HS
42	Kalani Sells	OF	R/R	5-4	Fr.	HS	Jasper, Texas / Jasper HS
43	Hosanna Lindblade	P	R/R	6-0	So.	1L	Waller, Texas / Homeschooled
48	Delainey Everett	P	L/L	5-5	So.	1L	Oakdale, Calif. / Oakdale HS
55	Josey Marron	P	R/R	5-8	Jr.	2L	Grimes, Iowa / Northwest HS
67	Kylee Edwards	INF	R/R	5-6	So.	1L	Waldron, Ind. / Shelbyville HS
74	Ella Wesolowski	C/OF	R/R	5-7	So.	1L	Williamsville, N.Y. / Williamsville East HS
83	Xiane Romero	INF	R/R	5-4	Fr.	HS	Lake Elsinore, Calif. / Temescal Canyon HS

ALPHABETICAL

#	NAME	POS.	B/T	HT.	YR.	EXP.	HOMETOWN / HS / PREVIOUS SCHOOL
10	Nadia Barbary	INF	R/R	5-7	Jr.	2L	Douglasville, Ga. / Chapel Hill HS
13	Morgan Bernardini	OF	R/R	5-6	Jr.	2L	Elkville, Ill. / Elverado HS
22	Jessie Blaine	C/OF	R/R	5-10	Sr.	1L	Pike Road, Ala. / Saint Dominic HS / Auburn
25	Raelin Chaffin	P	R/R	5-6	Sr.	TR	Bossier City, La. / Airline HS / LSU
67	Kylee Edwards	INF	R/R	5-6	So.	1L	Waldron, Ind. / Shelbyville HS
12	Paige Ernstes	C/INF	R/R	5-6	Fr.	HS	New Palestine, Ind. / New Palestine HS
48	Delainey Everett	P	L/L	5-5	So.	1L	Oakdale, Calif. / Oakdale HS
1	Gretta Grassel	OF	L/R	5-7	Fr.	HS	Boscobel, Wisc. / Boscobel HS
4	Riley Hull	INF	L/R	5-5	Sr.	3L	Somerset, Ky. / Pulaski County HS
43	Hosanna Lindblade	P	R/R	6-0	So.	1L	Waller, Texas / Homeschooled
55	Josey Marron	P	R/R	5-8	Jr.	2L	Grimes, Iowa / Northwest HS
20	Sara Phillips	P	R/R	5-10	Fr.	HS	Trussville, Ala. / Hewitt-Trussville HS
2	Abby Grace Richardson	C/INF	R/R	5-9	Jr.	JC	Brookhaven, Miss. / Brookhaven Academy / Copiah-Lincoln CC
83	Xiane Romero	INF	R/R	5-4	Fr.	HS	Lake Elsinore, Calif. / Temescal Canyon HS
29	Sierra Sacco	OF	L/R	5-8	Sr.	1L	Marrero, La. / John Curtis Christian HS / Louisiana Tech
42	Kalani Sells	OF	R/R	5-4	Fr.	HS	Jasper, Texas / Jasper HS
9	Kiarra Sells	OF	R/R	5-6	Jr.	2L	Jasper, Texas / Jasper HS
7	Lexi Sosa	P	R/R	5-10	Gr.	1L	San Diego, Calif. / Mater Dei Catholic HS / UCLA
11	Abigail Stevens	P	R/R	6-0	Fr.	HS	Braxton, Miss. / East Rankin Academy
24	Morgan Stiles	INF	R/R	5-7	Fr.	HS	Athens, Ala. / Athens HS
41	Taylor Troutman	OF	L/R	5-10	Fr.	HS	Henderson, Ky. / Henderson County HS
74	Ella Wesolowski	C/OF	R/R	5-7	So.	1L	Williamsville, N.Y. / Williamsville East HS

COACHING STAFF

Head Coach: Samantha Ricketts, Sixth season (11th at MSU)
Associate Head Coach: Tyler Bratton, 12th season
Assistant Coach: Taryne Mowatt-McKinney, Second season
Assistant Coach: Zac Shaw, Third Season
Director of Operations: Jamie Desporte, Fourth season
Player Development Coordinator: Alyssa Loza, Fourth season
Graduate Assistant: Matalasi Faapito, First season

ROSTER BREAKDOWN

BY CLASS	
Graduates (1):	Lexi Sosa
Seniors (4):	Jessie Blaine, Raelin Chaffin, Riley Hull, Sierra Sacco
Juniors (5):	Nadia Barbary, Morgan Bernardini, Josey Marron, Abby Grace Richardson, Kiarra Sells
Sophomores (4):	Kylee Edwards, Delainey Everett, Hosanna Lindblade, Ella Wesolowski
Freshman (8):	Paige Ernstes, Gretta Grassel, Sara Phillips, Xiane Romero, Kalani Sells, Abigail Stevens, Morgan Stiles, Taylor Troutman

RETURNERS (12)

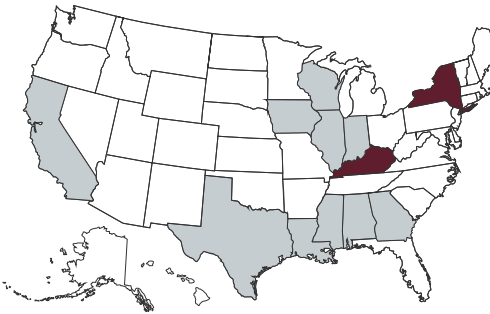
Nadia Barbary, Morgan Bernardini, Jessie Blaine, Kylee Edwards, Delainey Everett, Riley Hull, Hosanna Lindblade, Josey Marron, Sierra Sacco, Kiarra Sells, Lexi Sosa, Ella Wesolowski

NEWCOMERS (10)

Raelin Chaffin, Paige Ernstes, Gretta Grassel, Sara Phillips, Abby Grace Richardson, Xiane Romero, Kalani Sells, Abigail Stevens, Morgan Stiles, Taylor Troutman

BY HOME STATE

Alabama (3):	Jessie Blaine, Sara Phillips, Morgan Stiles
California (3):	Delainey Everett, Xiane Romero, Lexi Sosa
Texas (3):	Hosanna Lindblade, Kiarra Sells, Kalani Sells
Indiana (2):	Kylee Edwards, Paige Ernstes
Kentucky (2):	Riley Hull, Taylor Troutman
Louisiana (2):	Raelin Chaffin, Sierra Sacco
Mississippi (2):	Abby Grace Richardson, Abigail Stevens
Georgia (1):	Nadia Barbary
Illinois (1):	Morgan Bernardini
Iowa (1):	Josey Marron
New York (1):	Ella Wesolowski
Wisconsin (1):	Gretta Grassel



■ Indicates a current Bulldog's home state
■ Indicates a player is the first in program history from the state

PRONUNCIATION GUIDE

Nadia Barbary	bahr-buh-ree
Raelin Chaffin	ray-lin chafe-in
Paige Ernstes	earn-stess
Delainey Everett	de-lainey
Josey Marron	mare-uhn
Xiane Romero	zie-ann (sigh with a Z)
Sierra Sacco	sack-OH
Ella Wesolowski	wes-OH-lau-skee
Jamie Desporte	des-sport
Matalasi Faapito	mah-TAH-lah-see fah-AH-pee-toh
Taryne Mowatt-McKinney	mow-it (like you mow your lawn)

BULLDOGS BY THE NUMBERS

117

RUNS OFF HOMERS: State's 61 long balls rank 17th nationally. MSU has scored 117 runs on homers this year, which accounts for 39.0 percent of the Bulldogs' scoring this season.

43

TAKING DOWN TOP TEAMS: Samantha Ricketts now boasts 43 victories against NFCA-ranked opponents in her coaching career, which ranks second all-time at Mississippi State.

5

MAGIC NUMBER: The Bulldogs have scored five or more runs in 77 of State's 95 wins (81.1 percent) over the past three seasons, and they are 147-16 under Samantha Ricketts when scoring at least five.

TEAM NOTES

QUICK HITTERS

- » **Sierra Sacco** leads the team in batting average (.504), slugging percentage (.824), on-base percentage (.599), hits (66), walks (32), runs scored (53), doubles (14), triples (2), RBIs (42) and total bases (108).
- » Sacco is among the top 10 nationally in batting average (4th), hits (9th), runs (9th) and on-base percentage (5th).
- » Sixty-three percent (15-of-24) of **Lexi Sosa's** hits have gone for extra bases this year, and she is second on the team with 10 home runs.
- » **Kiarra Sells** leads the team in homers (11) and is second in on-base percentage (.462). She ranks third nationally with 15 hit-by-pitches.
- » **Morgan Stiles** leads the team in home runs (5), RBIs (14) and slugging percentage (.829) in conference play.
- » MSU's team batting average (.328), on-base percentage (.418) and slugging percentage (.569) would all be single-season school records.
- » Mississippi State won 30 games in just 38 contests, matching the 2006 season for the fastest to the 30-win mark in program history.

QUICK PITCHES

- » **Raelin Chaffin** is among the nation's top 25 in wins (18; 4th), strikeouts (150; 21st), complete games (14; 17th) and innings pitched (134.2; 21st). She is among the top four in the SEC in all three categories.
- » **Delainey Everett's** 2.13 ERA is fifth in the SEC.
- » Chaffin has struck out 150 batters this year and could become the sixth Bulldog in program history to strike out 200 batters in a season.
- » Chaffin's 18 wins are tied for eighth in MSU single-season history.
- » The Bulldog pitchers are third in the SEC with 74 strikeouts looking, and Chaffin leads the conference (42).

FACING HER FORMER COACH

- » **Samantha Ricketts** was an All-American under Patty Gasso at Oklahoma and will face her former head coach again this weekend.
- » The Bulldogs and Sooners have met every year since 2021 and the series is currently tied for State's longest uninterrupted series.
- » No former Gasso player-turned-head-coach has ever beaten her as a head coach.

DAWG DAYS OF DOUBLEHEADERS

- » Mississippi State played doubleheaders in four consecutive weekends, including three straight SEC series.
- » It is the first time MSU has played a doubleheader in three SEC series in a single season since 2018 when State did so against No. 10 Texas A&M (Apr. 7), at Ole Miss (Apr. 15) and against No. 5 Florida (Apr. 22).
- » That season and this year are the only times under the SEC's current 8-series, 24-game schedule format (since 2013) that MSU played three conference doubleheaders, and both years saw the three doubleheaders in three consecutive series.

RIGHT OUT OF THE GATE

- » State has outscored opponents, 116-54, in the first inning.
- » The Bulldogs have hit 13 of their 61 homers (21.3 percent) and are slugging .651 in the first inning, which is their highest slugging percentage of any inning.
- » When the lineup turns over quickly enough for **Sierra Sacco** to bat again in the second inning, she is batting .733 (11-for-15) with 18 RBIs and 1.733 slugging percentage.

SEC START

- » State started SEC play with a 5-1 record for the first time in program history. The Bulldogs swept then-No. 18 Auburn on Mar. 8-10, before winning their first series in Tuscaloosa, taking two of three against then-No. 25 Alabama on Mar. 14-16.
- » It was MSU's first series win against Auburn since 2010 when State swept a doubleheader and its first three-game series win since 2007. It also stands as the Bulldogs' first three-game sweep of the Tigers since 2001.
- » It was only the third time that MSU won a series with Alabama and the first time since 2014.

TAKING DOWN TOP TEAMS

- » Samantha Ricketts is poised to tie or break the program record for ranked wins by a head coach.
- » MSU was 14-13 against ranked teams last year, and the 14 ranked wins were a school record. The Bulldogs are 9-6 against NFCA-ranked teams this year.
- » Mississippi State claimed multiple ranked wins on opening weekend, defeating No. 13 Texas Tech and No. 19 Nebraska, for the only the second time in program history and first time since 2002 (vs. No. 17 Texas Tech, 8-1; vs. No. 1 Arizona, 7-1).
- » The Bulldogs have already defeated then-No. 1 Texas on March 28, their first win over a No. 1 since 2015 and only their third in program history.
- » The last time MSU defeated two different top-five opponents in the same season came in 2022, and the Bulldogs have only done so five times in program history.
- » State has 17 top-five wins in school history, and Ricketts has led the Bulldogs to five of those victories.

MSU HEAD COACHES' CAREER NFCA-RANKED WINS

1. Vann Stuedeman	2012-19	44
2. Samantha Ricketts	2020-p	43
3. Jay Miller	2003-11	35
4. Kathy Arendsen	1997-02	21

DEEP DIVE BEHIND THE DISH

- » Bulldog catchers have dominated opposing team's running games.
- » **Jessie Blaine** and **Ella Wesolowski** have combined to pick off a school-record eight runners. No other SEC team has more than two.
- » Blaine's five pickoffs are one shy of the MSU single-season record. She has also caught three runners stealing. Wesolowski has three caught stealings and three pickoffs.
- » Wesolowski is second in program history with six career pickoffs, and Blaine is third with five.

POWER FOUR PICKOFF LEADERS

1. Mississippi St.	8	1. Jessie Blaine	Mississippi St.	5
2. Oregon	4	2. Emma Cox	Oregon	4
3. Baylor	3	3. Ella Wesolowski	Mississippi St.	3
Northwestern	3	Abi Flores	Baylor	3

SIERRA SETS THE TABLE

- » **Sierra Sacco** has batted leadoff in every game of her collegiate career (213 consecutive games). For her career, she has reached safely in 51.9 percent (172-of-331) leadoff opportunities. This year alone, she has reached safely 56.1 percent (37-of-66) of the time.
- » Sacco is a large part of the reason that MSU leads the SEC in conference play in batting average with the bases empty (.333) and is third in percentage of leadoff batters reaching base (45.3 percent).
- » MSU is 60-9 when scores a run since she arrived in 2024.
- » Her career batting average at MSU of .409 would currently be third in program history. Her .504 average and .599 on-base percentage this season would be second in MSU single-season history, and her .824 slugging percentage would be fourth.
- » Sacco's .541 career on-base percentage would be second all-time.
- » She ranks seventh nationally and second in the SEC among active players with 98 career stolen bases. Her 152 career walks are second among active players nationally and her 257 hits are fifth.

SLUGGING SACCO

- » **Sierra Sacco** made the decision to cease slapping and stand in at the plate this season, and the results have been positive.
- » Thirty-six percent of Sacco's hits this year have gone for extra bases, and she leads the team with an .824 slugging percentage that would rank fourth in MSU single-season history.
- » Sacco has more home runs this year than in all prior years of her career combined. Entering this year, she had just 27 career extra-base hits, and she has 24 this year alone.
- » She is a team-leading 19-for-33 (.576) with runners in scoring position and has collected a team-leading 21 two-out RBIs, which is sixth in MSU single-season history.

BARBARY'S BIG YEAR

- » **Nadia Barbary** is batting .398 with runners on base, which is second only to **Sierra Sacco** (.560) on the team.
- » Barbary already has single-season career highs in hits (50), homers (8) and total bases (85). Her slugging percentage is 140 points higher than it has been in any prior season of her career.
- » Last year, she posted 21 extra-base hits with four homers. This season, she already has 18 extra-base hits, and eight have left the yard.
- » Meanwhile, she has struck out less than ever before with a strikeout every 12 at-bats. Her previous best was one strikeout every seven at-bats as a freshman.

LET'S GO STREAKING!

- » **Sierra Sacco** posted an MSU-career-long 29-game reached-base streak, which stands as the seventh-longest streak in program history.
- » Sacco has started 213 consecutive games, dating back to her time at Louisiana Tech, which includes every game her teams have played during her college career. That is the longest active streak in Division I softball.
- » Behind Sacco, **Morgan Bernardini** (17), **Kiarra Sells** (16), **Kylee Edwards** (14) and **Nadia Barbary** (10) all have had reached-base streak this season that reached double-digit games.
- » Six returners have posted a career-long hitting streak this year.

CALL THE BOMB SQUAD

- » MSU has scored 117 runs off homers this year. That amounts to 39.0 percent of State's scoring this season and 43.2 percent of its RBIs.
- » The Bulldogs have broken the school record with six grand slams.
- » Eight of nine regular starters have hit a home run this season, and six players have hit at least seven homers with two in double-digits.
- » **Nadia Barbary** and **Kiarra Sells** have hit back-to-back homers three times this year. That's the most by a pair of Bulldogs in a single season since Mia Davidson and Fa Leilua did so four times in 2021.

MSU SINGLE-SEASON BACK-TO-BACK HOME RUNS

1. 7 times	2021
2. 5 times	2022
3. 4 times	2025

EVERYBODY UP!

- » State batted around in 11 innings in 2024 and has done so 10 times this year. Most recently, MSU sent 13 batters to the plate in a eight-run first inning at No. 7 Tennessee (April 5).
- » The Bulldogs scored a single-inning season-high 10 runs in the fourth at Northwestern (March 21) while sending 15 batters to the plate.
- » MSU has 29 run-rule victories over the last two years.

MSU SINGLE-SEASON RUN-RULE VICTORIES

1. 15	2024
2. 14	2025
3. 13	2008

BACK IN STILES

- » **Morgan Stiles** has seen a spike in her numbers recently. She's hitting .343 in SEC play and .333 in her last 10 games after opening the season 2-for-17 in her first 12 career games.
- » In the last 10 games four of the freshman's eight hits have been homers, and her .833 slugging percentage in that span leads the team. Her eight RBIs in the last 10 games are second on the squad.
- » Stiles leads the team in home runs (5), RBIs (14) and slugging percentage (.829) in conference play. Her SEC-only slugging percentage is fourth in the league.

PINCH-HIT PAIGE

- » **Paige Ernstes** is 8-for-21 (.381) with four extra base hits and seven walks as a pinch hitter this year.
- » All six of her RBIs this year have come as a pinch hitter. Most notably, she hit a walk-off RBI double to defeat No. 1 Texas (March 28) and launched a three-run homer against North Texas (Feb. 14).

TEAM NOTES

DEVELOPING DAWGS

» A trio of everyday starters (**Morgan Bernardnini**, **Kiarra Sells** and **Lexi Sosa**) had just 50 career at-bats combined entering this season.

BERNARDINI	AB	R	H	2B	3B	HR	RBI	AVG	SLG	OBP
Career prior (2 yr)	13	5	2	0	0	0	0	.154	.154	.389
This season	117	24	40	7	0	4	29	.342	.504	.373

KI. SELLS	AB	R	H	2B	3B	HR	RBI	AVG	SLG	OBP
Career prior (2 yr)	10	17	0	0	0	0	0	--	--	.353
This season	112	34	36	6	0	11	36	.321	.670	.462

SOSA	AB	R	H	2B	3B	HR	RBI	AVG	SLG	OBP
Career prior (4 yr)	27	1	8	1	0	1	9	.296	.444	.424
This season	97	19	24	5	0	10	29	.247	.608	.357

THE #RICKETTSEFFECT

» Since Ricketts arrived in 2015, the Bulldogs have broken the school record for home runs four times, and each of the top six marks in school history have come under her watch.

» State most-recently broke the record in 2022 with 73, which gave Ricketts a hand in all three 70-homer seasons in school history.

» This year's 61 homers are currently fourth in program history. State is on pace for 75 homers this year, which would again break the record.

» Under Ricketts, State has homered in 55.3 percent of its games (327 of 591) and gone 241-86 in such contests.

NEVER OUT OF IT

» Since **Samantha Ricketts** took charge of the program, no lead has been safe for State's opponents.

» In the program's modern era (since 1997), there have been just 11 comeback victories after trailing by five or more runs, and Ricketts has led six of those.

» Prior to the Ricketts Era, State's last five-run comeback victory was against Ole Miss on March 20, 2015 (trailed 6-1, won 8-6).

» This season, the Bulldogs came back from a 6-1 deficit vs. Miami (Ohio) at the Rocket City Showcase to win, 11-7.

» Against No. 10 Florida (3/28/24), Ricketts led the Bulldogs to a 13-12 victory after trailing, 12-6, in the bottom of the sixth inning. That marked the largest comeback in program history since trailing, 7-1, at North Alabama (4/3/21) before winning, 9-7.

» The North Alabama game had previously stood as the largest comeback in program history since 2004.

SEC COACHES' 5+ RUN COMEBACK WINS AT CURRENT SCHOOL

1.	Patty Gasso	Oklahoma	7
2.	Samantha Ricketts	Mississippi State	6
	Larissa Anderson	Missouri	6
4.	Patrick Murphy	Alabama	5
	Rachel Lawson	Kentucky	5
6.	Jamie Trachsel	Ole Miss	4

THE TARYNE TREATMENT

» Pitching coach **Taryne Mowatt-McKinney** has transformed the Bulldog staff in just over a year.

» The Bulldogs have thrown 39 complete games since she arrived. State totaled 28 over the prior three seasons (2021-23).

» **Raelin Chaffin** was named the NFCA National Pitcher of the Week and D1Softball Pitcher of the Week on Feb. 11. Mowatt-McKinney has coached State pitchers to four national weekly honors. Prior to her arrival, MSU had seen just one pitcher bring home a national weekly honor (Alison Owen, 2013).

» She has coached players to three SEC Pitcher of the Week awards in her short tenure, which is as many as the Bulldogs had won in the eight years prior to her arrival.

DETAILS ON DELAINEY

» **Delainey Everett's** 2.13 ERA is fifth in the SEC.

» She has more than doubled her win total this year while tripling her innings pitched, and she has shaved more than half a run off her ERA.

» While her strikeout totals are not as high, Everett has focused on pitching more efficiently this season, topping out at 76 pitches in a game so far. She has reduced her walks and ranks ninth nationally with just 1.06 walks per seven innings.

CAREER COMPARISON	ERA	W-L	IP	K/7	K:BB	CG
Freshman (2024)	2.78	4-0	27.2	9.36	5.29	1
Sophomore (2025)	2.13	9-0	80.2	5.45	5.13	1

ROCKIN' AND RAELIN

» **Raelin Chaffin** became the first Bulldog in program history to win NFCA National Pitcher of the Week honors on Feb. 11 after winning four games, including two complete-game wins against ranked teams.

» In the program's modern era (since 1997), no pitcher - freshman or transfer - has won more consecutive appearances (7) or gone longer without allowing an earned run (25.0 IP) to begin their tenure as a Bulldog.

» It was also tied for the 10th-longest win streak in MSU history.

SPREADING THE NUSZ

» Over the last two seasons, the Bulldogs are 38-13 at home while outscoring opponents, 378-163, in those games.

» State's batting average is 57 points higher at home this year, and its slugging percentage is 176 points higher than when away from home.

» In its SEC home opener, MSU set a regular-season attendance record with 1,903 fans in attendance for a victory over then-No. 18 Auburn.

DEFENSIVE DETAILS

» MSU's .968 team fielding percentage is its highest since 2014 (.976).

» Last year, **Sierra Sacco** turned in the first errorless season by a Bulldog outfielder with at least 50 chances (68 chances) since 2014 (Loryn Nichols, 64 chances, and Julia Echols, 51 chances). Hers was the sixth such season by an MSU outfielder since 2001.

» Sacco has not made an error in 203 straight chances (130 at MSU) with her last error on March 25, 2023, while playing at Louisiana Tech.

» **Kylee Edwards** turned 10 double plays in 2024, which was the most by an MSU shortstop in a season since 2008 and ranked third among all MSU shortstops since 2001. Edwards is now fourth all-time among Bulldog shortstops with 17 double plays turned.

» **Riley Hull** has been one of the most-reliable defenders in program history. Her career .989 fielding percentage is tied for second all-time.

» Hull and **Jessie Blaine** are two of six players in program history to put together an errorless streak of 200 or more consecutive chances.

LONGEST MSU ERRORLESS STREAKS

1.	Blair Hewett	312 chances	Mar. 5, 2005-Mar. 12, 2006
2.	Riley Hull	297 chances	Apr. 10, 2022-Mar. 5, 2023
	Sam Lenahan	297 chances	Mar. 1, 2014-May 17, 2014
4.	Kate Jaspers	284 chances	Feb. 9, 2003-Apr. 5, 2003
5.	Chelsea Bramlett	253 chances	Mar. 1, 2008-Feb. 25, 2009
6.	Jessie Blaine	231 chances	Apr. 16, 2024-current

HISTORIC SEC SEASON

» Mississippi State finished with a .500 record in league play in 2024 for the first time since going 14-14 in 2007. The 12 wins were also State's highest overall win total since going 12-16 in 2012.

» State earned the No. 6 seed in the SEC Tournament, its highest finish since the shift to the current 24-game conference schedule.

» The Bulldogs won three road series for the first time since the SEC switched to the current 24-game schedule in 2013.

OUR STATE

» The Bulldogs are 28-5 against teams from the state of Mississippi under **Samantha Ricketts**. MSU has outscored in-state foes, 251-77, in her tenure.

» State won six straight against Ole Miss, between the 2024 series win back to the 2021 SEC Tournament.

» MSU won the 2024 series by taking the first two games, including a no-hitter in the clinching matchup.

» The Bulldogs outscored the Rebels, 22-11, in the 2022 series, and capped the three-game set with a shutout in the finale.

AWARDS AND HONORS

NFCA NATIONAL PITCHER OF THE WEEK

Raelin Chaffin (Feb. 11)

D1SOFTBALL NATIONAL PITCHER OF THE WEEK

Raelin Chaffin (Feb. 11)

SOFTBALL AMERICA STARS OF THE WEEK

Raelin Chaffin (Feb. 11)

Sierra Sacco (Mar. 18)

SEC PLAYER OF THE WEEK

Ella Wesolowskin (Feb. 11)

SEC PITCHER OF THE WEEK

Raelin Chaffin (Feb. 11)

SOFTBALL AMERICA MARCH POSITION RANKINGS

Raelin Chaffin (No. 6 Pitcher)

Sierra Sacco (No. 7 Outfielder)

SOFTBALL AMERICA APRIL POSITION RANKINGS

Sierra Sacco (No. 4 Outfielder)

Raelin Chaffin (No. 11 Pitcher)

Kylee Edwards (No. 11 Shortstop)

D1SOFTBALL POSITION POWER RANKINGS

Sierra Sacco (No. 12 Outfielder - Week 3)

Raelin Chaffin (No. 12 Pitcher - Week 5)

Sierra Sacco (No. 10 Outfielder - Week 5)

Raelin Chaffin (No. 11 Pitcher - Week 7)

Sierra Sacco (No. 2 Outfielder - Week 7)

Sierra Sacco (No. 2 Outfielder - Week 9)

SOFTBALL AMERICA PRESEASON TOP 100

Sierra Sacco (No. 76)

D1SOFTBALL D100 FRESHMEN TO WATCH

Sara Phillips

SOFTBALL AMERICA FRESHMAN WATCH LIST

Gretta Grassel

Sara Phillips

Xiane Romero

Kalani Sells

Morgan Stiles

TEAM USA MEN'S NATIONAL TEAM

Zac Shaw (assistant coach)

#STATETOTHELEAGUE

» 26 Mississippi State student-athletes have gone on to play professionally. Of those, 13 have been selected in a professional draft.

» Samantha Ricketts has coached 14 pros and seven draftees while at MSU.

» Five former Bulldogs were active in the professional ranks in the summer of 2024:

- Mia Davidson - Athletes Unlimited / Team USA / JDL (Denso Bright Pegasus)
- Madisyn Kennedy - AFP (Florida Vibe)
- Chloe Malau'ulu - AFP (Oklahoma City Spark)
- Brylie St. Clair - WPF (Texas Monarchs)
- Aspen Wesley - WPF (Texas Monarchs)

» Davidson was drafted by the Bandits in the inaugural AUSL Draft in January. She was taken in the fifth round with the No. 17 pick.

NCAA ACTIVE CAREER LEADERS (TOP 50)

SIERRA SACCO	VALUE	RANK
Games Played	213	32
At-Bats	636	22
Batting Avg.	.404	27
Runs	201	4
Hits	257	5
Stolen Bases	98	7
Total Bases	337	41
Walks	152	2

JESSIE BLAINE	VALUE	RANK
Walks	97	28

DAWG TALK - PROGRAM STORYLINES

PLANTING THE FLAG



- » The Bulldogs will wear the flags of their home states on the back of their batting helmets in 2025.
- » Due to her father's military service, **Jessie Blaine** moved 12 times before graduating high school. Rather than pick a single state to represent on her helmet, she will instead wear the flag of the United States' Marine Corps.
- » **Samantha Ricketts** has expanded the Bulldogs' recruiting reach in recent years. She is responsible for recruiting the first softball student-athletes in MSU history from the states of Arkansas, Kentucky, Maryland, New Jersey, New York and West Virginia.
- » **Riley Hull** (Kentucky) and **Ella Wesolowski** (New York) are the first in program history from their respective states. **Taylor Troutman** joins Hull this year in representing Kentucky.
- » **Kylee Edwards** is only the second Bulldog from Indiana and the first since Kayla Calvert (1999). She is joined in 2025 by **Paige Ernstes**.
- » **Gretta Grassel** is the second Bulldog from Wisconsin and first since 2012.
- » **Josey Marron** is the first from the state of Iowa since 2018. All four players from Iowa in program history have been pitchers.

NATIONAL TEAM NOTES



- » Mississippi State has been well-represented by USA Softball National Teams in recent years.
- » Assistant coach **Zac Shaw** captained the U.S. Men's National Team at the 2024 WBSC Men's World Cup Group Stage, and he is expected to be on the squad for 2025's WBSC World Cup Final Stage.
- » Shaw won bronze at the 2023 WBSC World Cup (New Zealand).
- » Former Bulldog Mia Davidson (2018-22) won a silver medal at the 2024 WBSC Women's World Cup Final. Davidson has played with the U.S. Women's National Team since the 2022 Pan American Championships (Guatemala), competing at that event along with 2023 WBSC World Cup Group Stage (Ireland) and 2023 Pan American Games (Chile).
- » MSU alum Iyhia McMichael (2001-04) is currently serving as an assistant coach on the U.S. U-15 Girls' National Team where she's guided the team to the 2023 Utsugi Cup championship and a gold medal at the 2023 WBSC Americas Qualifier. In her playing days, McMichael won the 2003 Canada Cup with Team USA.
- » Additionally, graduate **Raelin Chaffin** was a member of the 2021 U.S. U-18 National Team that won the WBSC U-18 World Cup in Peru, and senior **Jessie Blaine** played with the 2019 U17 U.S. National Team at the Pan American Games in Colombia.

FROM BEHIND THE PLATE TO BEHIND THE KEYS

- » **Jessie Blaine** spent the fall semester as an intern in Mississippi State's athletics communications office.
- » She assisted in writing bios for the 2026 signing class, writing final bios for herself and her teammates in 2024, researching previous recruiting class rankings, updating the record book and working at MSU football games.
- » The highlight of Blaine's internship was brainstorming, creating and posting all social media content on the softball team's accounts for one week in November.
- » More on Blaine's internship from HailState.com »

[From Behind the Plate To Behind The Scenes](#)

LINDBLADE LIFTS OFF WITH ATHLETE ENGINEERING



- » Throughout the summer, pitcher **Hosanna Lindblade** and student manager **Rachel Barber** interned with the athlete engineering institute on Mississippi State's campus and developed a hitting platform that integrates force plates to capture data in real-time while a batter is working on their swing in the cages.
- » Designed, developed and constructed by Lindblade, Barber and their supervisors across campus, the product was delivered in January and is already being used in the Bulldogs' practices and workouts.
- » Engineered to the exact measurements of the batter's box and home plate, the platform was made out of honeycomb core filler used in rockets covered by aircraft skin, making it incredibly durable yet light enough that one person can move the three pieces by themselves.
- » MSU's athlete engineering institute is a first-of-its-kind collaboration between campus researchers and athletic department staff and coaches. The multidisciplinary department brings together engineers, kinesiology researchers, strength and conditioning coaches, athletic trainers and nutritionists to create groundbreaking research methods and wearable technology.
- » More on the project from HailState.com »
- » [MSU Athlete, Manager Design And Develop Innovative Force Plate Platform](#)

DAWG DIAGNOSES

- » A number of Mississippi State athletes have faced medical challenges in their careers while having the support of the program.
- » Most recently, **Raelin Chaffin** was diagnosed with thyroid cancer in August 2024 and underwent surgery and treatment this fall.
- » Chaffin did not participate in any of MSU's fall scrimmages due to treatment, but returned to the mound for State's Fall World Series.
- » More on Chaffin's recovery from D1Softball.com »
- » [Bulldog Batter: Chaffin Takes Cancer Diagnosis Head-On](#)
- » **Leilani Pulemau** was sidelined and ultimately forced to medically retire after being diagnosed with keratoconus, a rare degenerative eye disease. She had surgery to repair the condition in 2024.
- » Pulemau played in just five games off the bench in her career, but filled a key role off the field, charting opposing pitchers over the last three years. She will serve as a student coach this season.
- » **Kiarra Sells** now plays with hearing aids after beginning her collegiate career without them. She hopes to be an advocate for athletes with hearing loss and break the stigma around hearing aids in sports.

FAMILIAR FOES

- » **Samantha Ricketts** will face her former head coach, Patty Gasso, for the fifth year in a row on April 18-20. Ricketts is seeking to become the first former Gasso player to defeat her as a head coach. (Ricketts, 0-5; Kristin Vesely (HOU), 0-11; Melyssa Lombardi (ORE), 0-2).

RECRUITING ON THE RISE

- » **Samantha Ricketts** has signed three top-20 recruiting classes, since the fall of 2021.
- » The current Bulldog sophomores were tabbed the No. 10 recruiting class in the country in 2023. Ricketts has signed three top-10 classes (No. 4 in 2017, No. 7 in 2019) at MSU dating back to her time as a primary recruiter when she was an assistant for State.
- » Additionally, under Ricketts, State has signed the first Bulldog in program history from six new states.

ALL FOR ALEX



- » **Alex Wilcox** was a member of the Bulldogs' 2018 team who inspired the nation with her courageous fight against ovarian cancer. That fight ultimately took her life that summer at the age of 18.
- » MSU immortalized Wilcox by retiring her No. 8 jersey on Sept. 15, 2018, making Wilcox the **first female student-athlete** in MSU history to have her jersey retired.
- » State's annual February Freezer tournament was rebranded in 2019 as **The Snowman: Alex Wilcox Memorial**.
- » The **All For Alex** campaign was started in 2021 as a joint effort of LSU head coach **Beth Torina** and MSU head coach **Samantha Ricketts**.
- » All 15 SEC schools unite to wear teal or teal accents for one day each year to recognize her impact on the softball community and raise awareness of the disease. All For Alex Weekend is **March 29, 2025**.

PLANNED PROMOS



- » Mississippi State held its fourth annual First Responder Home Run Derby between the Starkville Fire and Starkville Police Departments on **April 13** following the Bulldogs' series finale with Missouri. The firefighters extended their winning streak to all four years.
- » A number of players have first responders in their families including **Ella Wesolowski**, **Morgan Stiles** and **Delainey Everett**.
- » Everett's father passed away suddenly and unexpectedly two weeks before the start of the 2025 season. The Bulldog hitters will wear his badge number on their batting helmets, and it has been embroidered on Everett's pitching towel.
- » The Bulldogs' Think Pink game was **April 12** against Missouri. **Riley Hull**'s grandmother is a breast cancer survivor, and she has worn pink ribbons and put a pink ribbon on her glove each year in Nana's honor.
- » State's Salute to Service game on **March 10** meant a little bit more to **Jessie Blaine** and **Nadia Barbary**.
- » Blaine's father is an active duty colonel in the Marine Corps, and she wears No. 22 in honor of the veteran's suicide awareness organization, One Tribe Foundation, formerly known as 22Kill.
- » Barbary's parents both served in the Air Force, and she was born on Lackland Air Force Base.
- » State's annual Bark in the Park game was **March 28** against Texas. Traditionally, each player's headshot on the videoboard is replaced with their own submitted photos of their pets.



BULLDOG BITES: OFF THE FIELD PROFILES

NADIA BARBARY **WALKUP SONG:** Lifestyle (Rich Gang, Young Thug and Rich Homie Quan)

Earliest commit in MSU's 2022 class ... Spades is her card game of choice ... superstitiously must step on third base at the end of every inning before returning to the dugout ... collects shoes ... had a pet bearded dragon as a kid ... hopes to become a dermatologist or pursue a medical profession ... born at Lackland Air Force Base in Texas ... both parents served in the Air Force ... also competed in gymnastics as a child ... majoring in biological sciences.

MORGAN BERNARDINI **WALKUP SONG:** That's My King (Cece Winans)

High school team never had more than 13 players ... wants to be a pre-k teacher ... has "Be Still" tattooed on her wrist to help her stay calm in games ... owns a black lab/Chesapeake Bay retriever mix ... graduated from a high school with 120 total students in a class of 21 ... majoring in human development and family science.

JESSIE BLAINE **WALKUP SONG:** Save A Horse, Ride A Cowboy (Big & Rich)

Wears No. 22 to bring awareness to the One Tribe Foundation formerly known as 22Kill, a veteran's suicide prevention organization ... father is an active member of the U.S. Marine Corps ... moved 12 times before graduating high school ... sister, Emma, plays volleyball at Troy ... mother played softball and basketball at Missouri-St. Louis ... also played basketball in high school ... traveled to Colombia in 2019 with the U.S. U-17 National Team ... majoring in communication ... accepted into Tennessee law school for the fall 2025 semester.

RAELIN CHAFFIN **WALKUP SONG:** Honey In The Rock (Brooke Ligertwood and Brandon Lake)

Cancer survivor after being diagnosed and treated for thyroid cancer in the fall of 2024 ... got engaged over winter break ... sister, Makenzie, played softball at Northwestern State ... has a cat named Mister ... father taught her to pitch beginning when she was 12 ... traveled to Peru in 2021 with the U.S. U-18 National Team where she won gold at the WBSC U-18 World Cup ... majoring in interdisciplinary studies.

KYLEE EDWARDS **WALKUP SONG:** Kick It In The Sticks (Brantley Gilbert)

First wore No. 67 as a tryout bib number ... second-ever player in program history from the state of Indiana and the first since 1999 ... used to barrel race and show pigs ... mother is a former professional rodeo barrel racer ... was a 1,000-point scorer in basketball and holds her high school's scoring record ... played basketball from the age of six until she graduated high school ... father taught her to field on their concrete driveway ... enjoys hunting and fishing ... majoring in interdisciplinary studies.

PAIGE ERNSTES **WALKUP SONG:** Loud & Heavy (Cody Jinks)

Third player in program history from the state of Indiana joining Kylee Edwards, who was the first since 1999 ... grew up with fellow Bulldog Sara Phillips ... favorite food is chicken ... family has a retired police K-9 officer for a pet ... major is undeclared.

DELAINEY EVERETT **WALKUP SONG:** Business (Eminem)

Wears No. 48 as a nod to her uncle, Josh Parry, who played football at San Jose State before playing three NFL seasons ... also chose the number because her favorite MLB player, Pablo Sandoval, wore it with the San Francisco Giants ... has three younger sisters ... loves boating and family time ... majoring in kinesiology.

GRETTA GRASSEL **WALKUP SONG:** Big Poppa (2007 Remaster) (The Notorious B.I.G.)

Second-ever player in program history from the state of Wisconsin and first since 2012 ... only female athlete from her high school to play a Division I sport ... favorite food is anything with cheese in it ... used to be a pitcher during her high school career ... father played minor league hockey for the Madison Monsters and collegiately at Minnesota State-Mankato ... has never had a pet in her life ... majoring in marketing.

RILEY HULL **WALKUP SONG:** Hard Fought Hallelujah (Brandon Lake)

Older sister, Lex, played SEC softball at South Carolina ... collects vinyl records ... first player in program history from the state of Kentucky ... also enjoys driving four-wheelers at her grandparents' house ... favorite movies are the Twilight series ... owns an English bulldog named "Bubba" ... first player from her hometown to earn Gatorade Player of the Year ... majoring in business administration.

HOSANNA LINDBLADE **WALKUP SONGS:** Yeshua (Jesus Image)

Has only ever broken one bone and it wasn't hers, but her catcher's nose ... prefers to eat dinner food for breakfast ... loves drawing and calligraphy ... enjoys stargazing and watching the night sky ... built and flew model rockets growing up ... works with MSU's athlete engineering department and has been developing new hitting mats that incorporate forceplates since the summer of 2024 ... has also helped start a project programming drones for motion capture camera research ... majoring in aerospace engineering.

JOSEY MARRON **WALKUP SONG:** Let's Go (Key Glock)

Father played basketball at Buena Vista ... aunts played soccer at Florida and hockey and softball at St. Kate's ... wants to become a sports psychologist for high school students ... recently got a bulldog puppy she named Bolt ... fourth player in program history from the state of Iowa and all four have been pitchers ... majoring in psychology.

SARA PHILLIPS **WALKUP SONG:** She's Country (Jason Aldean)

Family owns a farm with 30 head of cattle ... likes to deer hunt and cook ... favorite meal is steak and eggs ... father played baseball and basketball at Southern Union Community College ... mother was a professional horse trainer and barrel racer ... one of two brothers and two of three sisters played college sports ... uncles played basketball at Jacksonville State and Alabama ... wants to be a body builder after college ... majoring in food science, nutrition and health promotion.

ABBY GRACE RICHARDSON **WALKUP SONG:** Where I Come From (Alan Jackson)

Hates bread ... is double-jointed ... has a dog named Chloe ... won a NJCAA National Championship ... was a CSC First Team Academic All-American while in junior college ... mother played softball at Copiah-Lincoln CC ... has a brother, Hunter, who also played baseball at Copiah-Lincoln CC and Jones College ... majoring in interdisciplinary studies.

XIANE ROMERO **WALKUP SONG:** Game Winner (BossMan Dlow)

Is the middle child of five ... does lashes for some of her fellow freshmen ... was involved in gymnastics and tumbling until she was 12 and can do an aerial ... enjoys watching sunsets and stargazing ... favorite food is steak and seafood ... wants to be an ultrasound technician when she graduates ... major is undeclared.

SIERRA SACCO **WALKUP SONG:** Fireball (Pitbull)

Favorite breakfast is Nutella toast with strawberries ... can juggle ... first college athlete in her family ... enjoys reading on the bus ... named her dog Cody Johnson after the country music singer ... majoring in business administration.

KALANI SELLS **WALKUP SONG:** Do My Thing (Common Kings and Royal Blu)

Loves to go running ... was in the high school choir for three years ... is the middle child of five ... older sister, Kiarra, is also on the team ... majoring in psychology.

KIARRA SELLS **WALKUP SONG:** SPECIALZ (King Gnu)

From a small town in Texas and was not heavily recruited ... late commit in her senior year ... actually didn't realize she was being offered at MSU at first until Coach Ricketts said it a second time ... younger sister, Kalani, is also on the team ... wears hearing aids and hopes to break stigma around them for athletes ... favorite food is pizza rolls ... majoring in psychology.

LEXI SOSA **WALKUP SONG:** Love Sosa (Chief Keef)

Was the youngest verbal commit in UCLA history ... threw the 18th perfect game in UCLA history ... was born in Texas but raised in California ... loves to travel and intends to backpack around the world after graduation ... favorite travel destination was Ensenada, Mexico ... drove cross-country from California to Starkville on her own ... graduated from UCLA with her degree in sociology ... pursuing a graduate degree in workforce education leadership.

ABIGAIL STEVENS **WALKUP SONG:** Swag Surfin' (F.L.Y.)

Father played baseball at MSU under legendary coach Ron Polk and uncle played football at State ... was the valedictorian of her high school ... grew up on a cattle farm ... also played basketball and was her high school team's MVP as a sophomore ... once scored 39 points in a basketball game ... father gave her the nickname "Gina" in tee ball when he would yell at her to pay attention but didn't want other spectators to know who he was talking to ... likes to eat sushi ... major is undeclared.

MORGAN STILES **WALKUP SONG:** The Way You Move (Outkast)

Loves to read and ride bikes ... played soccer until she got to high school and played volleyball for two years in high school ... has two dogs and a cat ... mother played softball and basketball at North Alabama ... cousin, Jacob McNairy, played baseball at Alabama and was drafted in 2022 by the Seattle Mariners ... majoring in biological sciences with a pre-dental concentration.

TAYLOR TROUTMAN **WALKUP SONG:** Praise (Elevation Worship)

Second-ever player in program history from Kentucky along with Riley Hull ... father played baseball and mother ran cross country at Oakland City University ... father coached her high school team ... sister, Jordan, plays volleyball at Southern Indiana ... can juggle ... has never had coffee, tea or caffeine ... loves to read ... majoring in elementary education.

ELLA WESOLOWSKI **WALKUP SONG:** Lil Demon (Future)

Wears No. 74 because she recorded a 74 mph overhand velocity at an MSU camp ... first player in program history from the state of New York ... father was drafted by the Florida Marlins in 1996 ... father is now a New York state trooper ... majoring in kinesiology.

MSU RECORD WHEN

	OVERALL	SEC
BY GAME		
Day games (Before 5 p.m.)	20-7	5-3
Night games (After 5 p.m.)	13-4	4-3
In Extra Innings	1-1	0-1
vs. Ranked opponents	9-6	7-5
vs. Top-10 opponents	2-5	2-4
BY OPPOSING PITCHER		
vs. Left-handed Starter	4-0	1-0
vs. Right-handed Starter	29-11	8-6
BY MSU PITCHER		
Starter receives decision	27-7	7-3
Reliever receives decision	6-4	2-3
Starter goes 5.0+ inn.	20-3	6-0
Starter goes less than 5.0 inn.	13-8	3-6
BY SCORING / MARGIN		
Scoring first	27-3	6-2
Trailing first	6-8	3-4
In one-run games	5-1	3-0
In two-run games	2-1	0-0
Scoring 0-2 runs	0-8	0-3
Scoring 3-5 runs	8-2	3-2
Scoring 6-9 runs	11-1	4-1
Scoring 10+ runs	14-0	2-0
Allowing 0-2 runs	19-0	3-0
Allowing 3-5 runs	13-4	6-0
Allowing 6-9 runs	1-6	0-5
Allowing 10+ runs	0-1	0-1
BY THE STATS		
Collecting 0-3 hits	0-1	0-0
Collecting 4-6 hits	7-6	2-3
Collecting 7-9 hits	10-2	3-1
Collecting 10+ hits	15-1	3-1
Out-hit opponent	28-2	7-0
Out-hit by opponent	2-9	2-6
Hits are equal	3-0	0-0
Without hitting a home run	8-8	2-4
Hitting a home run	25-3	7-2
Opponent doesn't hit a home run	24-3	5-0
Opponent hits a home run	9-8	4-6
Errorless	17-4	3-2
Committing one error	12-4	5-3
Committing 2+ errors	4-3	1-1
Opponent is errorless	8-8	1-4
BY SCHEDULE		
February	16-2	0-0
March	13-6	6-3
April	4-3	3-3
May	0-0	0-0
Sunday	6-3	3-1
Monday	1-0	1-0
Tuesday	2-0	0-0
Wednesday	4-1	0-0
Thursday	1-0	0-0
Friday	9-4	3-3
Saturday	10-3	2-2
Game 1 of Season Series	24-4	4-1
Game 2 of Season Series	5-5	2-3
Game 3 of Season Series	4-2	3-2

BY CONFERENCE	
SEC	9-6
Alabama	2-1
Auburn	3-0
Kentucky	0-0
Missouri	2-1
Oklahoma	0-0
Ole Miss	0-0
Texas	1-2
Tennessee	1-2
ACC	1-1
Duke	0-1
Georgia Tech	1-0
AMERICAN	3-0
Memphis	0-0
North Texas	1-0
UAB	2-0
ASUN	2-0
Central Arkansas	1-0
North Alabama	1-0
BIG 12	1-0
Texas Tech	1-0
BIG TEN	4-1
Nebraska	1-0
Northwestern	2-1
Penn State	1-0
CONFERENCE USA	1-2
Jacksonville State	0-1
Louisiana Tech	1-0
Middle Tennessee	0-1
MID-AMERICAN	1-0
Miami (Ohio)	1-0
MISSOURI VALLEY	3-0
Bradley	2-0
Southern Illinois	1-0
MOUNTAIN WEST	2-0
New Mexico	2-0
SOUTHERN	1-0
Samford	1-0
SOUTHLAND	1-1
Northwestern State	1-1
SUN BELT	2-0
Louisiana	1-0
Southern Miss	1-0
SWAC	2-0
Alabama State	1-0
Bethune-Cookman	1-0

LEADING AFTER						
INNING	1	2	3	4	5	6
W-L	18-0	26-2	27-2	29-2	18-2	16-1
TRAILING AFTER						
INNING	1	2	3	4	5	6
W-L	3-6	3-7	2-7	1-9	1-6	1-6
TIED AFTER						
INNING	1	2	3	4	5	6
W-L	12-5	4-2	4-2	3-0	2-0	2-1

COME FROM BEHIND WINS			
DATE	OPPONENT	DEFICIT	FINAL
Feb. 8	vs. Bethune-Cookman	1-2 (BOT 7)	W, 3-2
Feb. 13	Southern Illinois	0-3 (BOT 1)	W, 10-3
Feb. 14	Bradley	2-3 (BOT 2)	W, 5-3
Feb. 22	vs. North Alabama	0-2 (BOT 3)	W, 6-2
Feb. 23	vs. Miami (Ohio)	1-6 (BOT 2)	W, 11-7
Mar. 8	Auburn	1-3 (BOT 2)	W, 5-4
Mar. 10	Auburn	0-4 (BOT 4)	W, 7-4
Mar. 14	at Alabama	0-1 (TOP 3)	W, 4-3
Mar. 28	Texas	2-3 (BOT 6)	W, 4-3
Apr. 13	Missouri	0-2 (BOT 1)	W, 10-2 (5)

LAST AT-BAT WINS			
DATE	OPPONENT	DEFICIT	FINAL
Feb. 8	vs. Bethune-Cookman	1-2 (BOT 7)	W, 3-2
Mar. 28	Texas	3-3 (BOT 7)	W, 4-3

WALK-OFF WINS			
DATE	OPPONENT	SCORE	FINAL
Feb. 8	vs. Bethune-Cookman	1-2 (BOT 7)	W, 3-2
Feb. 14	North Texas	11-5 (BOT 5)	W, 14-5 (5)
Feb. 16	Georgia Tech	10-3 (BOT 5)	W, 11-3 (5)
Mar. 28	Texas	3-3 (BOT 7)	W, 4-3

MISC. HITTING STATS

MULTI-HIT GAMES					
PLAYER	2	3	4	5+	TOTAL
Sierra Sacco	14	8	--	--	22
Nadia Barbary	13	--	1	--	14
Morgan Bernardini	9	1	--	--	10
Kylee Edwards	9	--	--	--	9
Jessie Blaine	5	2	--	--	7
Kiarra Sells	6	--	--	--	6
Morgan Stiles	6	--	--	--	6
Lexi Sosa	4	--	--	--	4
Ella Wesolowski	2	--	1	--	3
Riley Hull	2	--	--	--	2
Paige Ernstes	1	--	--	--	1
Xiane Romero	1	--	--	--	1
TOTAL	72	11	2	0	85

MULTI-RBI GAMES					
PLAYER	2	3	4	5+	TOTAL
Sierra Sacco	6	4	1	1	12
Kylee Edwards	6	3	1	--	10
Kiarra Sells	5	2	2	--	9
Nadia Barbary	5	1	2	--	8
Lexi Sosa	5	1	--	2	8
Morgan Stiles	5	2	--	--	7
Morgan Bernardini	3	1	2	--	6
Jessie Blaine	5	1	--	--	6
Riley Hull	3	--	--	--	3
Ella Wesolowski	3	--	--	--	3
Paige Ernestes	--	1	--	--	1
Xiane Romero	1	--	--	--	1
TOTAL	47	16	8	3	74

HITTING STREAKS*			
PLAYER	CURRENT	2025	CAREER
Sierra Sacco*	3	16	16
Kylee Edwards	3	9	9
Nadia Barbary	3	8	8
Morgan Bernardini	2	7	7
Morgan Stiles	2	5	5
Ella Wesolowski	2	2	6
Kiarra Sells	1	11	11
Jessie Blaine*	1	4	8
Riley Hull	--	5	5
Lexi Sosa*	--	4	4
Paige Ernstes	--	2	2
Xiane Romero	--	2	2
Abby Grace Richardson	--	1	1

ON-BASE STREAKS*			
PLAYER	CURRENT	2025	CAREER
Morgan Stiles	6	6	6
Sierra Sacco*	3	29	35*
Kiarra Sells	3	16	16
Kylee Edwards	3	14	14
Nadia Barbary	3	10	10
Jessie Blaine*	3	8	13
Morgan Bernardini	2	17	17
Paige Ernstes	2	3	3
Ella Wesolowski	2	2	10
Riley Hull	--	7	7
Lexi Sosa*	--	7	7
Xiane Romero	--	3	3
Abby Grace Richardson	--	2	2
Gretta Grassel	--	1	1
Kalani Sells	--	1	1

* includes transfer stats | ^ streak carried over from prior season

HOME RUN LOG

NO.	PLAYER	OPPONENT	DATE	RUNS	INNING	OUTS	COUNT	SCORE	FINAL	ANGLE	VELD.	DIST.
1	Kylee Edwards	vs. Bethune-Cookman	Feb. 8	1	2	1	1-2	0-0	W, 3-2	--	--	--
2	Nadia Barbary	Southern Illinois	Feb. 13	1	1	1	0-1	0-3	W, 5-3	23	76	260
3	Paige Ernstes	North Texas	Feb. 14	3	4	2	0-0	7-5	W, 14-5 (5)	35	65	221
4	Lexi Sosa	North Texas	Feb. 14	3	5	1	0-0	11-5	W, 14-5 (5)	32	79	247
5	Kiarra Sells	Bradley	Feb. 14	2	4	1	3-1	3-3	W, 5-3	46	74	242
6	Lexi Sosa	Bradley	Feb. 15	2	1	2	3-1	1-0	W, 12-3 (5)	21	80	252
7	Lexi Sosa	Georgia Tech	Feb. 16	2	1	2	1-1	1-0	W, 11-3 (5)	24	74	246
8	Lexi Sosa	Georgia Tech	Feb. 16	4	4	0	1-2	6-2	W, 11-3 (5)	23	81	276
9	Morgan Bernardini	Samford	Feb. 18	3	5	2	0-1	3-1	W, 6-1	38	70	244
10	Sierra Sacco	vs. Louisiana Tech	Feb. 22	1	1	0	0-0	0-0	W, 10-1 (5)	--	--	--
11	Sierra Sacco	vs. Louisiana Tech	Feb. 22	4	2	1	3-2	2-0	W, 10-1 (5)	--	--	--
12	Kiarra Sells	vs. Miami (Ohio)	Feb. 23	3	2	2	0-1	4-6	W, 11-7	--	--	--
13	Lexi Sosa	vs. Miami (Ohio)	Feb. 23	2	3	2	3-1	8-7	W, 11-7	--	--	--
14	Morgan Stiles	UAB	Feb. 26	3	2	2	1-2	0-0	W, 11-1 (5)	27	72	247
15	Nadia Barbary	UAB	Feb. 26	1	3	0	2-0	3-1	W, 11-1 (5)	42	73	248
16	Kiarra Sells	UAB	Feb. 26	1	3	0	0-0	4-1	W, 11-1 (5)	42	77	261
17	Morgan Bernardini	UAB	Feb. 26	3	4	2	3-1	8-1	W, 11-1 (5)	29	73	264
18	Nadia Barbary	Alabama State	Feb. 28	1	1	1	2-0	0-0	W, 17-2 (5)	30	76	275
19	Kiarra Sells	Alabama State	Feb. 28	1	1	1	0-0	1-0	W, 17-2 (5)	26	81	256
20	Sierra Sacco	Alabama State	Feb. 28	2	2	2	1-0	3-2	W, 17-2 (5)	29	78	282
21	Kylee Edwards	Alabama State	Feb. 28	2	3	1	3-1	6-2	W, 17-2 (5)	40	73	252
22	Kiarra Sells	New Mexico	Feb. 28	2	3	1	0-1	0-0	W, 6-1	39	74	244
23	Kylee Edwards	New Mexico	Feb. 28	1	4	1	3-2	2-0	W, 6-1	33	76	261
24	Sierra Sacco	New Mexico	Feb. 28	3	4	1	2-0	3-0	W, 6-1	33	79	290
25	Lexi Sosa	Northwestern State	Mar. 1	2	1	2	2-1	0-0	W, 3-2	31	79	283
26	Kylee Edwards	Northwestern State	Mar. 1	1	6	0	0-0	2-0	W, 3-2	32	75	262
27	Nadia Barbary	New Mexico	Mar. 1	2	1	0	1-2	0-0	W, 10-4	35	74	267
28	Kiarra Sells	New Mexico	Mar. 1	1	1	0	1-2	2-0	W, 10-4	37	77	279
29	Nadia Barbary	New Mexico	Mar. 1	1	5	0	0-0	5-2	W, 10-4	29	73	256
30	Kylee Edwards	New Mexico	Mar. 1	2	5	1	1-2	6-2	W, 10-4	28	71	234
31	Paige Ernstes	New Mexico	Mar. 1	1	6	0	2-0	8-4	W, 10-4	34	73	265
32	Lexi Sosa	Louisiana	Mar. 5	3	1	0	0-1	1-0	W, 14-1 (5)	29	75	224
33	Sierra Sacco	Louisiana	Mar. 5	2	2	0	3-2	5-0	W, 14-1 (5)	28	75	254
34	Ella Wesolowski	Louisiana	Mar. 5	2	3	2	1-1	10-0	W, 14-1 (5)	32	78	284
35	Lexi Sosa	Auburn	Mar. 9	2	3	1	1-0	3-0	W, 9-4	28	80	284
36	Sierra Sacco	Auburn	Mar. 9	2	4	2	0-0	5-2	W, 9-4	34	74	263
37	Morgan Stiles	Auburn	Mar. 9	2	6	1	3-2	7-4	W, 9-4	34	71	252
38	Nadia Barbary	Auburn	Mar. 10	4	4	0	1-0	3-4	W, 7-4	26	76	263
39	Jessie Blaine	at Alabama (G1)	Mar. 14	1	5	0	0-0	3-0	W, 9-1 (6)	--	--	--
40	Morgan Bernardini	at Alabama (G1)	Mar. 14	1	5	2	0-2	4-0	W, 9-1 (6)	--	--	--
41	Kylee Edwards	at Alabama (G1)	Mar. 14	3	6	1	2-0	6-1	W, 9-1 (6)	--	--	--
42	Morgan Stiles	at Northwestern	Mar. 21	1	4	0	0-0	4-0	W, 14-0 (5)	--	--	--
43	Kylee Edwards	at Northwestern	Mar. 21	4	4	0	1-1	5-0	W, 14-0 (5)	--	--	--
44	Kiarra Sells	at Northwestern (G1)	Mar. 22	1	4	2	2-1	0-4	L, 2-4	--	--	--
45	Jessie Blaine	at Northwestern (G1)	Mar. 22	1	6	1	3-2	1-4	L, 2-4	--	--	--
46	Kiarra Sells	at Northwestern (G2)	Mar. 22	4	4	1	0-0	5-0	W, 12-2 (5)	--	--	--
47	Nadia Barbary	at Southern Miss	Mar. 26	2	1	0	2-1	0-0	W, 9-1 (5)	--	--	--
48	Morgan Stiles	Texas (G1)	Mar. 28	1	3	1	1-2	0-0	W, 4-3	26	70	216
49	Lexi Sosa	Texas (G2)	Mar. 28	1	2	1	0-0	0-0	L, 3-7	39	76	229
50	Morgan Stiles	Texas (G2)	Mar. 28	1	2	2	3-2	1-0	L, 3-7	32	73	248
51	Sierra Sacco	at Tennessee (G1)	Apr. 5	1	1	0	2-2	0-0	W, 12-4 (6)	36	73	239
52	Nadia Barbary	at Tennessee (G1)	Apr. 5	1	1	0	2-1	1-0	W, 12-4 (6)	24	71	218
53	Lexi Sosa	at Tennessee (G1)	Apr. 5	1	6	0	1-2	10-4	W, 12-4 (6)	27	74	237
54	Morgan Stiles	at Tennessee (G1)	Apr. 5	1	6	1	3-2	11-4	W, 12-4 (6)	24	72	229
55	Kiarra Sells	Missouri	Apr. 11	2	2	2	2-1	1-0	W, 7-0	26	75	234
56	Kylee Edwards	Missouri	Apr. 11	1	5	2	0-1	3-0	W, 7-0	29	74	242
57	Sierra Sacco	Missouri	Apr. 12	4	2	2	2-2	1-5	L, 8-12	37	75	250
58	Kiarra Sells	Missouri	Apr. 13	1	2	0	2-1	2-2	W, 10-2 (5)	29	71	230
59	Morgan Bernardini	Missouri	Apr. 13	1	3	0	2-2	3-2	W, 10-2 (5)	32	67	216
60	Morgan Stiles	Missouri	Apr. 13	2	4	0	0-1	5-2	W, 10-2 (5)	39	70	225
61	Kiarra Sells	Missouri	Apr. 13	3	4	2	1-1	7-2	W, 10-2 (5)	40	76	249

*Launch angle, exit velocity and estimated distance provided by Yakkertech and available only for games in Nusz Park and select SEC stadiums.

HOME RUN BREAKDOWN

TOTAL	61	SEASON	SOLO	2R	3R	GS	TOTAL	CAREER	SOLO	2R	3R	GS	TOTAL
Home	43	Kiarra Sells	5	3	2	1	11	Jessie Blaine*	9	4	5	1	19
Road	13	Lexi Sosa	2	5	2	1	10	Nadia Barbary	8	4	2	2	16
Neutral	5	Nadia Barbary	5	2	--	1	8	Kylee Edwards	6	4	1	2	13
vs. LHP	10	Kylee Edwards	4	2	1	1	8	Kiarra Sells	5	3	2	1	11
vs. RHP	51	Sierra Sacco	2	3	1	2	8	Lexi Sosa*	3	5	2	1	11
With 0 Outs	22	Morgan Stiles	4	2	1	--	7	Sierra Sacco	3	3	2	2	10
With 1 Out	20	Morgan Bernardini	2	--	2	--	4	Morgan Stiles	4	2	1	--	7
With 2 Outs	19	Jessie Blaine	2	--	--	--	2	Morgan Bernardini	2	--	2	--	4
Solo	27	Paige Ernstes	1	--	1	--	2	Ella Wesolowski	--	2	1	1	4
Two-Run	18	Ella Wesolowski	--	1	--	--	1	Paige Ernstes	1	--	1	--	2
Three-Run	10												
Grand Slam	6												
Back-to-Back	4												
Pinch-Hit	3												
Walk-Off	1												
Consecutive Games with HR (Season Long)	3 (7)												
Consecutive Games without HR (Season Long)	0 (3)												

*includes transfer stats

SPECIALTY STATS

OFFENSE BREAKDOWN

MONTH	GP	AVG	AB	R	H	2B	3B	HR	RBI	TB	SLG	BB	HBP	SO	GDP	OBP	SB	ATT
February	18	.326	435	134	142	31	3	24	119	251	.577	81	6	50	2	.432	24	27
March	19	.329	513	121	169	30	4	26	109	285	.556	55	12	63	4	.404	15	16
April	7	.325	160	45	52	9	0	11	43	94	.588	23	7	25	2	.423	2	2
May	--	--	--	--	--	--	--	--	--	--	--	--	--	--	--	--	--	--
LOCATION	GP	AVG	AB	R	H	2B	3B	HR	RBI	TB	SLG	BB	HBP	SO	GDP	OBP	SB	ATT
Home	24	.354	599	184	212	42	3	43	167	389	.649	98	14	60	3	.449	25	28
Away	11	.323	288	74	93	13	4	13	68	153	.531	37	8	43	3	.412	9	9
Neutral	9	.262	221	42	58	15	0	5	36	88	.398	24	3	35	2	.339	7	8
SERIES	GP	AVG	AB	R	H	2B	3B	HR	RBI	TB	SLG	BB	HBP	SO	GDP	OBP	SB	ATT
NFCA Leadoff Classic	5	.244	123	15	30	9	0	1	15	42	.341	6	2	22	2	.288	4	5
The Snowman	5	.397	116	52	46	8	2	7	48	79	.681	35	2	9	0	.525	13	14
Rocket City Softball Showcase	4	.286	98	27	28	6	0	4	21	46	.469	18	1	13	0	.395	3	3
Bulldog Invitational	5	.323	127	36	41	8	1	14	32	93	.732	21	4	5	0	.434	3	4
Auburn	3	.325	80	21	26	7	0	4	17	45	.563	10	1	6	1	.407	4	4
at Alabama	3	.280	82	17	23	4	0	3	14	36	.439	16	0	9	2	.398	4	4
at Northwestern	3	.369	84	28	31	3	3	5	25	55	.655	10	2	13	0	.443	0	0
Texas	3	.260	77	9	20	4	0	3	8	33	.429	6	1	21	0	.310	0	1
at Tennessee	3	.246	61	12	15	1	0	4	12	28	.459	7	2	13	1	.338	1	1
Missouri	3	.375	80	25	30	6	0	7	25	57	.713	11	2	11	1	.457	1	1
at Oklahoma	--	--	--	--	--	--	--	--	--	--	--	--	--	--	--	--	--	--
at Kentucky	--	--	--	--	--	--	--	--	--	--	--	--	--	--	--	--	--	--
Ole Miss	--	--	--	--	--	--	--	--	--	--	--	--	--	--	--	--	--	--
SEC Tournament	--	--	--	--	--	--	--	--	--	--	--	--	--	--	--	--	--	--

ACTIVE HITTING STREAKS (MIN. 3 GAMES)

	GM	AVG	AB	R	H	2B	3B	HR	RBI	TB	SLG	BB	HBP	SO	GDP	OBP	SB	ATT
Sierra Sacco	3	.667	12	3	8	1	0	1	6	12	1.000	1	0	2	0	.692	1	1
Kylee Edwards	3	.333	9	3	3	0	0	1	1	6	.667	1	0	0	0	.400	0	0
Nadia Barbary	3	.250	12	0	3	2	0	0	3	5	.417	0	0	4	0	.250	0	0

ACTIVE ON-BASE STREAKS (MIN. 7 GAMES)

	GM	AVG	AB	R	H	2B	3B	HR	RBI	TB	SLG	BB	HBP	SO	GDP	OBP	SB	ATT
None																		

PITCHING BREAKDOWN

MONTH	GP	ERA	W-L	CG	SHO	SV	IP	H	R	ER	BB	SO	2B	3B	HR	B/AVG	WP	HP
February	18	2.12	16-2	6	1	2	112.0	85	47	34	33	118	16	1	4	.205	8	12
March	19	3.44	13-6	16	1	3	122.0	136	66	60	43	106	19	6	10	.280	13	11
April	7	4.98	4-3	3	2	0	39.1	46	34	28	9	32	7	0	10	.286	1	5
May	--	--	--	--	--	--	--	--	--	--	--	--	--	--	--	--	--	--
LOCATION	GP	ERA	W-L	CG	SHO	SV	IP	H	R	ER	BB	SO	2B	3B	HR	B/AVG	WP	HP
Home	24	3.22	19-5	9	2	3	152.0	137	80	70	47	143	20	4	14	.237	13	15
Away	11	3.93	7-4	3	1	1	62.1	86	42	35	21	52	12	2	8	.320	6	5
Neutral	9	2.02	7-2	3	1	1	59.0	44	25	17	17	61	10	1	2	.205	3	8
SERIES	GP	ERA	W-L	CG	SHO	SV	IP	H	R	ER	BB	SO	2B	3B	HR	B/AVG	WP	HP
NFCA Leadoff Classic	5	1.91	4-1	2	1	0	33.0	26	12	9	10	31	6	1	1	.213	2	3
The Snowman	5	3.38	5-0	2	0	1	29.0	30	17	14	11	32	5	0	1	.256	3	0
Rocket City Softball Showcase	4	2.15	3-1	1	0	1	26.0	18	13	8	7	30	4	0	1	.194	1	5
Bulldog Invitational	5	2.33	4-1	0	0	1	33.0	25	14	11	14	29	3	1	1	.205	4	7
Auburn	3	3.67	3-0	1	0	1	21.0	23	12	11	12	27	4	1	1	.277	4	2
at Alabama	3	3.68	2-1	2	0	0	19.0	27	11	10	7	13	4	1	1	.321	1	1
at Northwestern	3	2.19	2-1	1	1	0	16.0	19	6	5	4	15	3	1	0	.288	3	1
Texas	3	5.67	1-2	1	0	0	21.0	25	17	17	4	14	2	2	5	.294	0	1
at Tennessee	3	7.76	1-2	0	0	0	15.1	26	20	17	7	14	2	0	6	.361	1	2
Missouri	3	4.05	2-1	2	1	0	19.0	18	14	11	1	15	5	0	4	.250	0	3
at Oklahoma	--	--	--	--	--	--	--	--	--	--	--	--	--	--	--	--	--	--
at Kentucky	--	--	--	--	--	--	--	--	--	--	--	--	--	--	--	--	--	--
Ole Miss	--	--	--	--	--	--	--	--	--	--	--	--	--	--	--	--	--	--
SEC Tournament	--	--	--	--	--	--	--	--	--	--	--	--	--	--	--	--	--	--

PINCH HITTING

2025	AVG	AB	H	FP*	XBH	RBI
TEAM	.295	44	13	11	7	8
Xiane Romero	1.000	1	1	1	0	0
Lexi Sosa	1.000	1	1	0	1	0
Paige Ernstes	.381	21	8	7	4	6
Elta Wesolowski	.250	8	2	0	1	2
Abby Grace Richardson	.167	6	1	1	1	0
Nadia Barbary	.000	1	0	0	0	0
Jessie Blaine	.000	2	0	1	0	0
Gretta Grassel	.000	1	0	1	0	0
Kalani Sells	.000	1	0	0	0	0
Morgan Stiles	.000	2	0	0	0	0
CAREER	AVG	AB	H	FP*	XBH	RBI
UNDER RICKETTS	.252	301	76	71	25	59
Riley Hull	1.000	1	1	1	0	1
Xiane Romero	1.000	1	1	1	0	0
Paige Ernstes	.381	21	8	7	4	6
Lexi Sosa [‡]	.353	17	6	4	2	5
Elta Wesolowski	.333	9	3	0	2	4
Jessie Blaine [‡]	.296	27	8	1	2	4
Abby Grace Richardson	.167	6	1	1	1	0
Morgan Bernardini	.167	6	1	2	0	0
Nadia Barbary	.000	2	0	0	0	0
Gretta Grassel	.000	1	0	1	0	0
Kalani Sells	.000	1	0	0	0	0
Kiarra Sells	.000	5	0	4	0	0
Morgan Stiles	.000	2	0	0	0	0

[^] Free Passes include walks and hit-by-pitches

SCORELESS INNINGS

START TO FINISH INNINGS		2025	CAREER
Raelin Chaffin [‡]		108	254
Delahey Everett		39	61
Josey Marron		24	158
Lexi Sosa [‡]		17	77
Sara Phillips		7	7
Hosanna Lindblade		0	0
Abigail Stevens		0	0
STREAKS	ACTIVE	2025	CAREER
Raelin Chaffin [‡]	4.1	17.1	19.1
Josey Marron	1.1	9.2	18.0
Sara Phillips	0.1	7.0	7.0
Hosanna Lindblade	0.1	0.1*	1.0
Delahey Everett	--	15.0*	15.0*
Lexi Sosa [‡]	--	8.0	20.0
Abigail Stevens	--	--	--

INHERITED RUNNERS

2025	PCT.	IR	RS
TEAM	36.6	41	15
Sara Phillips	0.0	2	0
Lexi Sosa	16.7	12	2
Raelin Chaffin	31.3	16	5
Josey Marron	50.0	6	3
Delahey Everett	100.0	5	5
Hosanna Lindblade	--	0	0
Abigail Stevens	--	0	0
CAREER	PCT.	IR	RS
UNDER MOWATT-MCKINNEY	46.9	64	30
Sara Phillips	0.0	2	0
Lexi Sosa [‡]	17.6	17	3
Josey Marron	23.1	13	3
Raelin Chaffin [‡]	25.0	40	10
Delahey Everett	69.2	13	9
Hosanna Lindblade	--	0	0
Abigail Stevens	--	0	0

ERRORLESS STREAKS

STREAKS	ACTIVE	2025	CAREER
Jessie Blaine	231*	231*	231*
Sierra Sacco [‡]	203* ²⁰²³	203* ²⁰²³	203* ²⁰²³
Elta Wesolowski	32	90*	90*
Kiarra Sells	28	28	28
Morgan Bernardini	25	25	25
Raelin Chaffin [‡]	24* [‡]	24* [‡]	24* [‡]
Kalani Sells	18	18	18
Josey Marron	10	10	14
Riley Hull	6	75*	297
Nadia Barbary	6	59	59
Morgan Stiles	5	34	34
Lexi Sosa	5*	5*	7
Kylee Edwards	3	42	51
Xiane Romero	2	19	19
Hosanna Lindblade	1*	1*	1*
Delahey Everett	--	7	7

^{*} includes 2024 stats | [‡] includes transfer stats

THE SOUTHEASTERN CONFERENCE (THROUGH GAMES APR. 16)

STANDINGS

	CONF	PCT.	GB	ALL	PCT.	HOME	AWAY	NEUTRAL	VS. USA T25
Texas A&M	11-3	.786	---	37-5	.881	23-4	7-0	7-1	15-5
Texas	11-4	.733	0.5	39-5	.886	17-2	12-2	10-1	11-5
Oklahoma	10-5	.667	1.5	36-5	.878	16-2	15-3	5-0	11-4
Florida	9-6	.600	2.5	37-9	.804	16-5	14-4	7-0	11-8
Tennessee	9-6	.600	2.5	34-9	.791	14-3	9-3	11-3	11-9
Mississippi State	9-6	.600	2.5	33-11	.750	19-5	7-4	7-2	9-6
Arkansas	10-8	.556	3.5	31-9	.775	11-4	8-4	12-1	7-9
LSU	8-7	.533	3.5	35-8	.814	27-3	4-5	4-0	13-7
South Carolina	7-8	.467	4.0	32-10	.762	25-4	7-6	0-0	12-9
Ole Miss	7-8	.467	4.5	31-11	.738	16-4	4-7	11-0	5-5
Alabama	7-8	.467	4.5	30-16	.652	19-7	5-5	6-4	10-13
Kentucky	6-9	.400	5.5	26-17	.605	8-5	9-6	9-6	2-12
Georgia	5-12	.294	7.5	27-15	.643	19-8	4-7	4-0	5-10
Auburn	4-14	.222	9.0	27-17	.614	15-8	3-8	9-1	4-12
Missouri	3-12	.200	8.5	21-24	.467	8-7	3-8	10-9	6-17

AROUND THE LEAGUE (ALL TIMES CT)

#22/17 Alabama:	4/17 at #8/7 Florida, 5 p.m. (SECN+); 4/18 at #8/7 Florida, 5 p.m. (SECN); 4/19 at #8/7 Florida, 1 p.m. (ESPN2)
#11/10 Arkansas:	4/18 vs. Colorado St., 2:30 p.m. (SECN+); 4/18 vs. Colorado St., 5 p.m. (SECN+); 4/19 vs. Colorado St., 10:30 a.m. (SECN+)
Auburn:	4/17 at #4/2 Tennessee, 5 p.m. (SECN+); 4/18 at #4/2 Tennessee, 5 p.m. (SECN+); 4/19 at #4/2 Tennessee, 1 p.m. (SECN+)
#8/7 Florida:	4/17 vs. #22/17 Alabama, 5 p.m. (SECN+); 4/18 vs. #22/17 Alabama, 5 p.m. (SECN); 4/19 vs. #22/17 Alabama, 1 p.m. (ESPN2)
#23/23 Georgia:	4/17 vs. #17/20 Ole Miss, 5 p.m. (SECN); 4/18 vs. #17/20 Ole Miss, 5 p.m. (SECN+); 4/19 vs. #17/20 Ole Miss, 12 p.m. (SECN)
Kentucky:	4/19 at #13/12 S. Carolina, 2 p.m. (SECN+); 4/20 at #13/12 S. Carolina, 5 p.m. (SECN+); 4/21 at #13/12 S. Carolina, 6 p.m. (SECN)
#9/9 LSU:	4/17 at #3/3 Texas, 4:30 p.m. (SECN+); 4/18 at #3/3 Texas, 4:30 p.m. (SECN+); 4/19 at #3/3 Texas, 11 a.m. (ESPN2)
Missouri:	4/17 vs. #1/1 Texas A&M, 6 p.m. (SECN+); 4/18 vs. #1/1 Texas A&M, 5 p.m. (SECN+); 4/19 vs. #1/1 Texas A&M, 3 p.m. (SECN)
#2/4 Oklahoma:	4/18 vs. #16/15 Mississippi St., 6:30 p.m. (SECN+); 4/19 vs. #16/15 Mississippi St., 1 p.m. (SECN); 4/20 vs. #16/15 Mississippi St., 1 p.m. (SECN+)
#17/20 Ole Miss:	4/17 at #23/23 Georgia, 5 p.m. (SECN); 4/18 at #23/23 Georgia, 5 p.m. (SECN+); 4/19 at #23/23 Georgia, 12 p.m. (SECN)
#13/12 South Carolina:	4/19 vs. Kentucky, 2 p.m. (SECN+); 4/20 vs. Kentucky, 5 p.m. (SECN+); 4/21 vs. Kentucky, 6 p.m. (SECN)
#4/2 Tennessee:	4/17 vs. Auburn, 5 p.m. (SECN+); 4/18 vs. Auburn, 5 p.m. (SECN+); 4/19 vs. Auburn, 1 p.m. (SECN+)
#3/3 Texas:	4/17 vs. #9/9 LSU, 4:30 p.m. (SECN+); 4/18 vs. #9/9 LSU, 4:30 p.m. (SECN+); 4/19 vs. #9/9 LSU, 11 a.m. (ESPN2)
#1/1 Texas A&M:	4/17 at Missouri, 6 p.m. (SECN+); 4/18 at Missouri, 5 p.m. (SECN+); 4/19 at Missouri, 3 p.m. (SECN)

MSU AROUND THE NATION (THROUGH GAMES APR. 16)

TEAM STAT RANKINGS (TOP 50)	VALUE	RANK
Batting Average	.328	32
Doubles	70	26
Doubles / Game	1.59	38
Hits	363	39
Home Runs	61	17
Home Runs / Game	1.39	19
On-Base Pct.	.418	27
Runs Batted In	271	21
Runs Batted In / Game	6.16	26
Runs	300	20
Sacrifice Flies	16	30
Scoring	6.82	25
Slugging Pct.	.569	18
Strikeout-Walk Ratio	3.01	18
Strikeouts / 7 Inn.	6.56	29
Walks (Batting)	159	34
WHIP	1.29	36
Winning Pct.	.750	25

INDIVIDUAL STAT RANKINGS (TOP 75)

JESSIE BLAINE	VALUE	RANK
Runners Picked Off	5	1
RAELIN CHAFFIN	VALUE	RANK
Complete Games	14	17
Games Started	21	31
Innings Pitched	134.2	21
Appearances	32	17
Shutouts	3	51
Strikeout-Walk Ratio	4.17	34
Strikeouts	150	21
Strikeouts / 7 Inn.	7.80	52
Wins	18	4

DELAINEY EVERETT	VALUE	RANK
Earned Run Avg.	2.13	56
Strikeout-Walk Ratio	5.13	13
Walks / 7 Inn.	1.06	9
WHIP	1.12	61

SIERRA SACCO	VALUE	RANK
Batting Avg.	.504	4
Doubles	14	26
Doubles / Game	0.32	61
Hits	66	9
On-Base Pct.	.599	5
Runs	53	9
Runs / Game	1.20	16
Slugging Pct.	.824	41
Total Bases	108	29
Walks / Game	0.73	47

KIARRA SELLS	VALUE	RANK
Hit-By-Pitches	15	3
Hit-By-Pitch / Game	0.34	15

ELLA WESOLOWSKI	VALUE	RANK
Runners Picked Off	3	3

TEAM STAT RANKINGS

CATEGORY	ALL GAMES		SEC GAMES	
Batting Avg.	.328	8th	.300	T-4th
Slugging Pct.	.569	5th	.524	1st
On-Base Pct.	.418	9th	.385	5th
Hits	363	6th	114	7th
Runs Scored	300	7th	84	5th
Doubles	70	4th	22	2nd
Triples	7	T-8th	--	--
Home Runs	61	3rd	21	3rd
Total Bases	630	4th	199	4th
At Bats	1108	7th	380	12th
Walks	159	11th	50	10th
Stolen Bases	41	11th	10	T-6th
Earned Run Avg.	3.12	12th	4.85	12th
Opp. Batting Avg.	.251	13th	.301	13th
Innings Pitched	273.1	9th	95.1	12th
Strikeouts	256	6th	83	4th
Strikeouts Looking	74	3rd	26	T-2nd
Walks Allowed	85	3rd	31	T-1st
Hits Allowed	267	11th	119	T-11th
Runs Allowed	147	10th	74	9th
Fielding Pct.	.968	11th	.966	9th

INDIVIDUAL STAT RANKINGS (TOP 10)

JESSIE BLAINE	VALUE	RANK
Fielding Pct.	1.000	1
Runners Picked Off	5	1

RAELIN CHAFFIN	VALUE	RANK
Complete Games	14	2
Games Started	21	2
Innings Pitched	134.2	1
Appearances	32	2
Shutouts	3	9
Strikeout-Walk Ratio	4.17	5
Strikeouts	150	4
Looking Strikeouts	35	2
Walks / 7 Inn.	1.87	9
Wins	18	1

DELAINEY EVERETT	VALUE	RANK
Earned Run Avg.	2.13	5
Earned Runs Allowed	16	2
Runs Allowed	22	5
Strikeout-Walk Ratio	5.13	3
Walks Allowed	8	1
Walks / 7 Inn.	1.06	1
WHIP	1.12	10

RILEY HULL	VALUE	RANK
Total Chances	246	8
Putouts	232	7

SIERRA SACCO	VALUE	RANK
Batting Avg.	.504	1
Batting Avg. (SEC only)	.500	1
Doubles	14	2
Doubles / Game	0.32	3
Fielding Pct.	1.000	1
Hits	66	2
On-Base Pct.	.599	2
On-Base Pct. (SEC only)	.596	2
Runs	53	2
Runs / Game	1.20	2
Slugging Pct.	.824	8
Slugging Pct. (SEC only)	.773	8
Stolen Bases	15	10
Total Bases	108	5

KIARRA SELLS	VALUE	RANK
Hit-By-Pitches	15	1
Hit-By-Pitch / Game	0.34	2

MORGAN STILES	VALUE	RANK
Home Runs (SEC only)	5	5
Slugging Pct. (SEC only)	.829	4

ELLA WESOLOWSKI	VALUE	RANK
Runners Picked Off	3	2

MSU IN THE POLLS

NFCA COACHES' POLL

TEAM	RECORD	PREV
1. Texas A&M (24)	37-5	3
2. Oklahoma (2)	36-4	2
3. Texas (5)	39-5	1
4. Tennessee	34-9	7
5. Oregon	38-4	4
6. UCLA	40-5	8
7. Florida State	40-6	9
8. Florida	37-9	6
9. LSU	35-8	5
10. Virginia Tech	36-5	11
11. Arkansas	31-9	12
12. Arizona	36-7	13
13. South Carolina	32-10	10
14. Texas Tech	34-9	14
15. Stanford	29-8	15
16. Mississippi State	33-11	16
17. Ole Miss	31-11	19
18. Nebraska	31-10	21
19. Duke	31-13	20
20. Clemson	34-11	24
21. Oklahoma State	24-14	17
22. Alabama	29-16	23
23. Georgia	27-15	18
24. Ohio State	33-10-1	22
25. Virginia	30-13	RV

RECEIVING VOTES: Grand Canyon (29), Florida Atlantic (18), Liberty (8), Washington (4), Auburn (2).

DISOFTBALL.COM

TEAM	RECORD	PREV
1. Texas A&M	37-5	3
2. Texas	39-5	1
3. Florida State	40-6	4
4. Tennessee	34-9	10
5. Oklahoma	36-5	2
6. UCLA	40-5	7
7. Arkansas	31-9	8
8. Florida	37-9	9
9. South Carolina	32-10	6
10. LSU	35-8	5
11. Arizona	36-7	11
12. Virginia Tech	36-5	13
13. Oregon	38-4	12
14. Texas Tech	34-9	14
15. Clemson	34-11	16
16. Mississippi State	33-11	17
17. Duke	31-13	15
18. Stanford	29-8	20
19. Alabama	30-16	24
20. Ole Miss	31-11	19
21. Nebraska	32-10	NR
22. Liberty	36-9	21
23. Virginia	30-13	NR
24. Oklahoma State	24-14	18
25. Grand Canyon	33-6	NR

MSU RANKING HISTORY

NFCA/USA Today	USA Softball	DISoftball.com	Softball America
Highest: 15 (Week 3, 2008)	Highest: 15 (3x, last, Wk 10, 2025)	Highest: 15 (4x, last, Wk 8, 2025)	Highest: 11 (Week 9, 2024)
First Top 5: N/A	First Top 5: N/A	First Top 5: N/A	First Top 5: N/A
First Top 10: N/A	First Top 10: N/A	First Top 10: N/A	First Top 10: N/A
First Top 25: Week 3, 2000 (24)	First Top 25: Week 4, 2006 (24)	First Top 25: Preseason, 2021 (15)	First Top 25: Week 4, 2020 (25)
Last Top 25: Week 10, 2025 (16)	Last Top 25: Week 10, 2025 (15)	Last Top 25: Week 10, 2025 (16)	Last Top 25: Week 10, 2025 (16)

ESPN/USA SOFTBALL

TEAM	RECORD	PREV
1. Texas A&M (21)	37-5	3
2. Tennessee (4)	34-9	5
3. Texas	39-5	1
4. Oklahoma	36-4	2
5. UCLA	40-5	7
6. Oregon	38-4	4
7. Florida	37-9	8
8. Florida State	40-6	9
9. LSU	35-8	6
10. Arkansas	31-9	10
11. Virginia Tech	36-5	12
12. South Carolina	32-10	11
13. Arizona	36-7	13
14. Texas Tech	34-9	14
15. Mississippi State	33-11	15
16. Stanford	29-8	17
T17. Alabama	29-16	22
T17. Duke	31-13	16
19. Clemson	34-11	21
20. Ole Miss	31-11	19
21. Nebraska	31-10	23
22. Oklahoma State	24-14	18
23. Georgia	27-15	20
24. Ohio State	33-10-1	24
25. Liberty	36-9	25

RECEIVING VOTES: Virginia (27), Auburn (22), Grand Canyon (19), Washington (3), Texas State (1).

SOFTBALL AMERICA

TEAM	RECORD	PREV
1. Texas A&M	37-5	3
2. Oklahoma	36-4	2
3. Texas	39-5	3
4. Florida State	40-6	5
5. Arkansas	31-9	7
6. Tennessee	34-9	10
7. UCLA	40-5	9
8. South Carolina	32-10	6
9. LSU	35-8	4
10. Oregon	38-4	8
11. Florida	37-9	11
12. Arizona	36-7	12
13. Virginia Tech	36-5	13
14. Texas Tech	34-9	14
15. Clemson	34-11	16
16. Mississippi State	33-11	18
17. Stanford	29-8	19
18. Alabama	29-16	23
19. Duke	31-13	15
20. Ole Miss	31-11	17
21. Ohio State	33-10-1	20
22. Nebraska	31-10	25
23. Liberty	36-9	21
24. Virginia	30-13	NR
25. Grand Canyon	33-6	NR

MSU WEEK-BY-WEEK

	NFCA	USA	D1	SA	DSR	RPI	RECORD
Preseason	24	25	NR	NR	--	--	0-0
Week 1	19	19	17	21	--	--	4-1
Week 2	17	16	17	16	--	--	9-1
Week 3	21	20	19	20	14	--	13-2
Week 4	21	22	24	24	20	25	18-3
Week 5	19	19	17	15	11	13	22-3
Week 6	18	19	16	16	15	20	24-5
Week 7	18	18	17	17	16	21	27-6
Week 8	17	15	15	17	17	20	29-8
Week 9	16	15	17	18	18	19	31-10
Week 10	16	15	16	16	20	19	32-11
Week 11							
Week 12							
Week 13							
Week 14							
Final							

VS. RANKED OPPONENTS

DATE	OPP.	NFCA RANK	RESULT
Feb. 7	Texas Tech	13	W, 3-1 (8)
Feb. 7	Duke	7	L, 0-8 (5)
Feb. 9	Nebraska	19	W, 3-0
Mar. 8	Auburn	18	W, 5-4
Mar. 9	Auburn	18	W, 9-4
Mar. 10	Auburn	18	W, 7-4
Mar. 14	Alabama	25	W, 9-1 (8)
Mar. 15	Alabama	25	L, 4-7
Mar. 16	Alabama	25	W, 4-3
Mar. 28	Texas	1	W, 4-3
Mar. 28	Texas	1	L, 3-7
Mar. 30	Texas	1	L, 2-7
Apr. 4	Tennessee	7	L, 0-8 (5)
Apr. 5	Tennessee	7	W, 12-4 (6)
Apr. 5	Tennessee	7	L, 0-8 (5)
Apr. 18	Oklahoma	2	
Apr. 19	Oklahoma	2	
Apr. 20	Oklahoma	2	

RECORD: 9-6

ALL-TIME RECORD VS. RANKED OPPONENTS*

RANKING	RECORD	RANKING	RECORD
1	3-17	14	7-21
2	2-17	15	4-25
3	5-26	16	4-16
4	6-34	17	9-19
5	1-19	18	9-11
6	3-11	19	8-9
7	9-28	20	8-11
8	4-12	21	8-19
9	4-13	22	10-8
10	9-30	23	6-7
11	6-15	24	6-12
12	1-16	25	7-6
13	5-17	TOTAL	144-419

*The NFCA/USA Today Coaches' Poll is considered the poll of record by Mississippi State.

RESULTS



2025 Mississippi State Softball
Game Results for Mississippi State (as of Apr 13, 2025)
(All games)



Date	Opponent	Score	Inns	Overall	SEC	Pitcher of record	Attend	Time
1 Feb 07, 2025	vs #13 Texas Tech	w 3-1	(8)	1-0-0	0-0-0	R. Chaffin (W 1-0)	1327	2:17
1 Feb 07, 2025	vs #7 Duke	L 0-8	5	1-1-0	0-0-0	J. Marron (L 0-1)	1327	1:22
1 Feb 08, 2025	vs Bethune-Cookman	w 3-2	7	2-1-0	0-0-0	R. Chaffin (W 2-0)	1549	2:33
1 Feb 08, 2025	vs Penn State	w 6-1	7	3-1-0	0-0-0	R. Chaffin (W 3-0)	1549	1:54
1 Feb 09, 2025	vs #19 Nebraska	w 3-0	7	4-1-0	0-0-0	R. Chaffin (W 4-0)	968	1:54
2 Feb 13, 2025	SOUTHERN ILLINOIS	w 10-3	7	5-1-0	0-0-0	L. Sosa (W 1-0)	398	2:39
2 Feb 14, 2025	NORTH TEXAS	w 14-5	5	6-1-0	0-0-0	R. Chaffin (W 5-0)	415	2:01
2 Feb 14, 2025	BRADLEY	w 5-3	7	7-1-0	0-0-0	J. Marron (W 1-1)	415	2:22
2 Feb 15, 2025	BRADLEY	w 12-3	5	8-1-0	0-0-0	L. Sosa (W 2-0)	481	1:50
2 Feb 16, 2025	GEORGIA TECH	w 11-3	5	9-1-0	0-0-0	R. Chaffin (W 6-0)	412	1:49
Feb 18, 2025	SAMFORD	w 6-1	7	10-1-0	0-0-0	D. Everett (W 1-0)	376	1:47
3 Feb 22, 2025	vs Louisiana Tech	w 10-1	5	11-1-0	0-0-0	R. Chaffin (W 7-0)	235	1:34
3 Feb 22, 2025	vs North Alabama	w 6-2	7	12-1-0	0-0-0	D. Everett (W 2-0)	2156	1:58
3 Feb 23, 2025	vs Jacksonville State	L 0-3	7	12-2-0	0-0-0	R. Chaffin (L 7-1)	317	2:08
3 Feb 23, 2025	vs Miami (Ohio)	w 11-7	7	13-2-0	0-0-0	D. Everett (W 3-0)	2156	2:32
Feb 26, 2025	UAB	w 11-1	5	14-2-0	0-0-0	R. Chaffin (W 8-1)	422	1:32
4 Feb 28, 2025	ALABAMA STATE	w 17-2	5	15-2-0	0-0-0	L. Sosa (W 3-0)	464	1:55
4 Feb 28, 2025	NEW MEXICO	w 6-1	7	16-2-0	0-0-0	R. Chaffin (W 9-1)	464	2:05
4 Mar 01, 2025	NORTHWESTERN STATE	w 3-2	7	17-2-0	0-0-0	S. Phillips (W 1-0)	559	1:50
4 Mar 01, 2025	NEW MEXICO	w 10-4	7	18-2-0	0-0-0	D. Everett (W 4-0)	559	2:19
4 Mar 02, 2025	NORTHWESTERN STATE	L 0-5	7	18-3-0	0-0-0	J. Marron (L 1-2)	463	1:59
Mar 05, 2025	LOUISIANA	w 14-1	5	19-3-0	0-0-0	R. Chaffin (W 10-1)	397	1:36
* Mar 08, 2025	#18 AUBURN	w 5-4	7	20-3-0	1-0-0	R. Chaffin (W 11-1)	1903	2:41
* Mar 09, 2025	#18 AUBURN	w 9-4	7	21-3-0	2-0-0	J. Marron (W 2-2)	776	2:28
* Mar 10, 2025	#18 AUBURN	w 7-4	7	22-3-0	3-0-0	R. Chaffin (W 12-1)	838	2:53
Mar 12, 2025	MIDDLE TENNESSEE	L 2-3	7	22-4-0	3-0-0	J. Marron (L 2-3)	530	1:55
* Mar 14, 2025	at #25 Alabama-1	w 9-1	6	23-4-0	4-0-0	R. Chaffin (W 13-1)	3465	2:13
* Mar 14, 2025	at #25 Alabama-2	L 4-7	7	23-5-0	4-1-0	J. Marron (L 2-4)	3465	2:10
* Mar 16, 2025	at #25 Alabama	w 4-3	7	24-5-0	5-1-0	R. Chaffin (W 14-1)	3551	2:22
Mar 19, 2025	at UAB	w 8-4	7	25-5-0	5-1-0	D. Everett (W 5-0)	343	2h 3
Mar 21, 2025	at Northwestern	w 14-0	5	26-5-0	5-1-0	R. Chaffin (W 15-1)	271	2:05
Mar 22, 2025	at Northwestern-1	L 2-4	7	26-6-0	5-1-0	R. Chaffin (L 15-2)	291	2:16
Mar 22, 2025	at Northwestern-2	w 12-2	5	27-6-0	5-1-0	D. Everett (W 6-0)	374	1:59
Mar 26, 2025	at Southern Miss	w 9-1	5	28-6-0	5-1-0	D. Everett (W 7-0)	1083	2:01
* Mar 28, 2025	#1 TEXAS-1	w 4-3	7	29-6-0	6-1-0	R. Chaffin (W 16-2)	1285	2:05
* Mar 28, 2025	#1 TEXAS-2	L 3-7	(8)	29-7-0	6-2-0	R. Chaffin (L 16-3)	1285	2:24
* Mar 30, 2025	#1 TEXAS	L 2-7	7	29-8-0	6-3-0	R. Chaffin (L 16-4)	1282	2:38
Apr 01, 2025	CENTRAL ARKANSAS	w 8-0	5	30-8-0	6-3-0	D. Everett (W 8-0)	415	1:38
* Apr 04, 2025	at #7 Tennessee	L 0-8	5	30-9-0	6-4-0	R. Chaffin (L 16-5)	2119	1:47
* Apr 05, 2025	at #7 Tennessee-1	w 12-4	6	31-9-0	7-4-0	D. Everett (W 9-0)	2209	2:15
* Apr 05, 2025	at #7 Tennessee-2	L 0-8	5	31-10-0	7-5-0	R. Chaffin (L 16-6)	2011	1:39
* Apr 11, 2025	MISSOURI	w 7-0	7	32-10-0	8-5-0	R. Chaffin (W 17-6)	807	1:59
* Apr 12, 2025	MISSOURI	L 8-12	7	32-11-0	8-6-0	L. Sosa (L 3-1)	1044	2:44
* Apr 13, 2025	MISSOURI	w 10-2	5	33-11-0	9-6-0	R. Chaffin (W 18-6)	776	1:59

* = Conference game

1 = NFCA Leadoff Classic (Clearwater, Fla.)

2 = The Snowman: Alex Wilcox Memorial (Starkville, Miss.)

3 = Rocket City Softball Showcase (Huntsville, Ala.)

4 = Bulldog Invitational (Starkville, Miss.)

() extra inning game

WINNING PLAY LOG

DATE	GM	RECORD	OPPONENT	FINAL	BATTER	INNING	OUTS	SCORE AT TIME	PLAY	WINNING RUN
Feb. 7	1	1-0	vs. Texas Tech	W, 3-1 (8)	Bernardini	8	1	1-0	Sacrifice fly to RF	Ki. Sells
Feb. 7	2	1-1	vs. Duke	L, 0-8 (5)	--	--	--	--	--	--
Feb. 8	3	2-1	vs. Bethune-Cookman	W, 3-2	Ki. Sells	7	2	2-2	Single through the left side	Sacco
Feb. 8	4	3-1	vs. Penn State	W, 6-1	Edwards	1	2	1-0	Two-run double to LF	Ki. Sells
Feb. 9	5	4-1	vs. Nebraska	W, 3-0	Sacco	2	2	0-0	Three-run double to LF	Grassel
Feb. 13	6	5-1	Southern Illinois	W, 10-3	Blaine	2	2	3-3	Single up the middle	Sacco
Feb. 14	7	6-1	North Texas	W, 14-5 (5)	Sosa	2	2	4-0	Two-run single to CF	Ki. Sells
Feb. 14	8	7-1	Bradley	W, 5-3	Ki. Sells	4	1	3-3	Two-run home run to LF	Sacco
Feb. 15	9	8-1	Bradley	W, 12-3 (5)	Hull	1	2	3-0	Two-run single to LF	Bernardini
Feb. 16	10	9-1	Georgia Tech	W, 11-3 (5)	Bernardini	3	0	3-2	Fielder's choice to SS	Ki. Sells
Feb. 18	11	10-1	Samford	W, 6-1	Hull	2	1	0-0	Two-run single to LC	Bernardini
Feb. 22	12	11-1	vs. Louisiana Tech	W, 10-1 (5)	Stiles	2	1	1-0	RBI walk	Bernardini
Feb. 23	13	12-1	vs. North Alabama	W, 6-2	Barbary	5	1	2-2	Error by 2B, runner from second scores	Sacco
Feb. 23	14	12-2	vs. Jacksonville State	L, 0-3	--	--	--	--	--	--
Feb. 23	15	13-2	vs. Miami (Ohio)	W, 11-7	Hull	2	2	7-6	Error by 2B, runner from second scores	Edwards
Feb. 26	16	14-2	UAB	W, 11-1 (5)	Stiles	2	2	0-0	Three-run home run to LF	Edwards
Feb. 28	17	15-2	Alabama State	W, 17-2 (5)	Stiles	2	2	2-2	Double to CF	Wesolowski
Feb. 28	18	16-2	New Mexico	W, 6-1	Ki. Sells	3	1	0-0	Two-run homer down the LF line	Sacco
Mar. 1	19	17-2	Northwestern State	W, 3-2	Edwards	6	0	2-0	Solo homer to LC	Edwards
Mar. 1	20	18-2	New Mexico	W, 10-4	Bernardini	1	1	4-0	Double to LC	Sosa
Mar. 2	21	18-3	Northwestern State	L, 0-5	--	--	--	--	--	--
Mar. 5	22	19-3	Louisiana	W, 14-1 (5)	Sosa	1	0	1-0	Three-run homer to RC	Barbary
Mar. 8	23	20-3	Auburn*	W, 5-4	N/A	5	2	4-3	Error by C, runner from third scores	Blaine
Mar. 9	24	21-3	Auburn*	W, 9-4	Sosa	3	1	3-0	Two-run homer to LC	Sosa
Mar. 10	25	22-3	Auburn*	W, 7-4	Barbary	4	0	3-4	Grand slam to LF	Hull
Mar. 12	26	22-4	Middle Tennessee	L, 2-3	--	--	--	--	--	--
Mar. 14	27	23-4	at Alabama*	W, 9-1 (6)	Sacco	2	2	1-0	Double to LC	Stiles
Mar. 15	28	23-5	at Alabama*	L, 4-7	--	--	--	--	--	--
Mar. 16	29	24-5	at Alabama*	W, 4-3	Barbary	6	2	3-3	Single to LF	Grassel
Mar. 19	30	25-5	at UAB	W, 8-4	Hull	1	1	3-0	Error by SS, runners from second and third score	Sosa
Mar. 21	31	26-5	at Northwestern	W, 14-0 (5)	Blaine	1	0	0-0	Single to LF	Sacco
Mar. 22	32	26-6	at Northwestern	L, 2-4	--	--	--	--	--	--
Mar. 22	33	27-6	at Northwestern	W, 12-2 (5)	Stiles	4	1	2-0	Triple to RF	Hull
Mar. 26	34	28-6	at Southern Miss	W, 9-1 (5)	Barbary	1	0	0-0	Two-run home run to LC	Barbary
Mar. 28	35	29-6	Texas*	W, 4-3	Ernstes	7	2	3-3	Double down LF line	Richardson
Mar. 29	36	29-7	Texas*	L, 3-7	--	--	--	--	--	--
Mar. 30	37	29-8	Texas*	L, 2-7	--	--	--	--	--	--
Apr. 1	38	30-8	Central Arkansas	W, 8-0 (5)	Edwards	3	1	0-0	Single through the left side	Sacco
Apr. 4	39	30-9	at Tennessee*	L, 0-8 (5)	--	--	--	--	--	--
Apr. 5	40	31-9	at Tennessee*	W, 12-4 (6)	Blaine	1	0	4-0	Two-run single to RC	Bernardini
Apr. 5	41	31-10	at Tennessee*	L, 0-8 (5)	--	--	--	--	--	--
Apr. 11	42	32-10	Missouri*	W, 7-0	Barbary	1	0	0-0	Double to RC, advanced on throwing error	Sacco
Apr. 12	43	32-11	Missouri*	L, 8-12	--	--	--	--	--	--
Apr. 13	44	33-11	Missouri*	W, 10-2 (5)	Ki. Sells	2	0	2-2	Solo homer to RC	Ki. Sells
Apr. 18	45		vs. Oklahoma*							
Apr. 19	46		at Oklahoma*							
Apr. 20	47		at Oklahoma*							
Apr. 25	48		at Kentucky*							
Apr. 26	49		at Kentucky*							
Apr. 27	50		at Kentucky*							
May 1	51		Ole Miss*							
May 2	52		Ole Miss*							
May 3	53		Ole Miss*							

GAME-WINNING RBI: Barbary (4), Ki. Sells (4), Stiles (4), Bernardini (3), Blaine (3), Edwards (3), Hull (3), Sosa (3), No RBI (3), Sacco (2), Ernstes (1)

GAME-WINNING RUN: Sacco (8), Ki. Sells (5), Bernardini (4), Sosa (3), Edwards (3), Barbary (2), Grassel (2), Hull (2), Blaine (1), Richardson (1), Stiles (1), Wesolowski (1)

BOLD denotes walk-off winning play (run-rule games not included)

GAME-CHANGING PLAY LOG

*Data courtesy of 643 Charts

DATE	OPPONENT	SCORE	INNING	OUTS	BASES	WIN% PRIOR	WIN% AFTER	CHANGE	PLAY	FINAL
Feb. 7	vs. Texas Tech	0-0	8	1	2nd	50.97	79.50	28.53	Ki. Sells RBI single through the right side	W, 3-1 (8)
Feb. 7	vs. Duke	0-0	1	0	1st & 2nd	23.41	31.66	8.25	(Def.) Hull catches foul out to first base	L, 0-8 (5)
Feb. 8	vs. Bethune-Cookman	1-2	7	2	2nd	31.39	73.18	41.79	Sacco RBI single to CF	W, 3-2
Feb. 8	vs. Penn State	1-0	1	2	1st & 3rd	55.44	78.01	22.57	Edwards two-run double to LF	W, 6-1
Feb. 9	vs. Nebraska	0-0	2	2	Loaded	63.03	88.95	25.92	Sacco three-run double to LF	W, 3-0
Feb. 13	Southern Illinois	3-3	2	2	1st & 2nd	63.21	79.75	16.54	Blaine RBI single up the middle	W, 10-3
Feb. 14	North Texas	0-0	1	1	2nd	69.65	82.12	12.47	Ki. Sells RBI double to LF	W, 14-5 (5)
Feb. 14	Bradley	3-3	4	1	2nd	66.72	87.31	20.59	Ki. Sells two-run homer to LF	W, 5-3
Feb. 15	Bradley	1-0	1	2	3rd	81.87	91.90	10.03	Sosa two-run homer to RC	W, 12-3 (5)
Feb. 16	Georgia Tech	0-0	1	2	2nd	61.79	75.60	13.81	Blaine RBI double to LC	W, 11-3 (5)
Feb. 18	Samford	0-0	2	1	3nd & 3rd	75.27	87.99	12.72	Hull two-run single to LC	W, 6-1
Feb. 22	vs. Louisiana Tech	0-0	1	0	Empty	70.12	85.64	15.52	Sacco solo homer to RC	W, 10-1 (5)
Feb. 22	vs. North Alabama	2-2	5	1	2nd	67.25	81.99	14.74	Barbary reached on error; Sacco scored from second	W, 6-2
Feb. 23	vs. Jacksonville State	0-3	7	0	1st	10.72	21.01	10.29	Barbary single to LF	L, 0-3
Feb. 23	vs. Miami (Ohio)	4-6	2	2	1st & 2nd	38.55	77.20	38.65	Ki. Sells three-run homer down LF line	W, 11-7
Feb. 26	UAB	0-0	2	2	1st & 2nd	68.18	94.07	25.89	Stiles three-run homer to LF	W, 11-1 (5)
Feb. 28	Alabama State	0-0	1	1	Empty	76.47	92.54	16.03	Barbary solo homer to CF	W, 17-2 (5)
Feb. 28	New Mexico	0-0	3	1	1st	69.10	90.86	21.76	Ki. Sells two-run homer down LF line	W, 6-1
Mar. 1	Northwestern State	0-0	1	2	1st	78.09	99.99	21.81	Sosa two-run homer to RF	W, 3-2
Mar. 1	New Mexico	0-0	1	1	Loaded	52.47	75.70	23.23	(Def.) Barbary starts 5-3 double play	W, 10-4
Mar. 2	Northwestern State	0-0	1	0	Empty	87.24	98.37	11.13	Sacco double to LF	L, 0-5
Mar. 5	Louisiana	0-0	1	0	1st & 2nd	80.98	90.77	9.79	Ki. Sells RBI double to RC	W, 14-1 (5)
Mar. 8	Auburn*	2-3	5	2	3rd	39.03	55.97	16.94	Bernardini reached on error; Ki. Sells scored	W, 5-4
Mar. 9	Auburn*	0-0	1	1	1st & 2nd	50.56	66.18	15.62	(Def.) Edwards starts 6-4-3 double play	W, 9-4
Mar. 10	Auburn*	0-4	4	0	Loaded	32.89	58.54	25.65	Stiles two-RBI single to CF, third runs scores on error	W, 7-4
Mar. 12	Middle Tennessee	0-0	2	2	1st	71.88	91.27	19.39	Bernardini RBI double down 3B line, advance on throw	L, 2-3
Mar. 14	at Alabama*	1-0	2	2	1st	59.83	73.85	14.02	Sacco RBI double to LC	W, 9-1 (5)
Mar. 15	at Alabama*	1-3	4	2	1st & 2nd	18.14	44.36	26.22	Stiles two-RBI double to RC	L, 4-7
Mar. 16	at Alabama*	3-3	6	2	1st & 2nd	45.44	73.46	28.02	Barbary RBI single to LF	W, 4-3
Mar. 19	at UAB	0-0	1	0	Empty	61.62	83.24	21.62	Sacco tripled down the LF line	W, 8-4
Mar. 21	at Northwestern	4-0	3	0	1st & 2nd	77.78	94.65	16.87	(Def.) Edwards starts 6-4 double play	W, 14-0 (5)
Mar. 22	at Northwestern	0-0	1	1	1st & 2nd	42.49	48.70	6.21	(Def.) Bernardini catches fly out to LF	L, 2-4
Mar. 22	at Northwestern	0-0	1	1	1st & 2nd	61.82	75.51	13.69	Edwards RBI single to RF	W, 12-2 (5)
Mar. 26	at Southern Miss	0-0	1	0	1st	64.82	89.69	24.67	Barbary two-run homer to to LC	W, 9-1 (5)
Mar. 28	Texas*	3-3	7	2	1st	58.32	100.00	41.68	Ernstes RBI double down LF line	W, 4-3
Mar. 29	Texas*	0-0	2	1	Empty	51.37	68.88	17.51	Sosa solo homer down RF line	L, 3-7
Mar. 30	Texas*	0-2	4	0	1st	30.06	40.53	10.47	Sosa walked	L, 2-7
Apr. 1	Central Arkansas	0-0	1	1	1st	79.34	91.20	11.86	Bernardini double to LC	W, 8-0 (5)
Apr. 4	at Tennessee*	0-0	1	0	1st	41.54	60.62	19.08	Barbary single down the LF line, advance on throw	L, 0-8 (5)
Apr. 5	at Tennessee*	0-0	1	0	Empty	34.70	54.10	19.40	Sacco solo homer to RC	W, 12-4 (6)
Apr. 5	at Tennessee*	0-0	1	2	Loaded	25.42	37.63	12.21	(Def.) Sacco catches fly out to CF	L, 0-8 (5)
Apr. 11	Missouri*	0-0	1	0	1st	74.00	93.30	19.30	Barbary RBI double to RC, advance on error	W, 7-0
Apr. 12	Missouri*	1-5	2	2	Loaded	30.11	66.45	36.34	Sacco grand slam to RC	L, 8-12
Apr. 13	Missouri*	0-2	1	1	Loaded	56.96	85.17	28.21	Wesolowski two-run double down the LF line	W, 10-2 (5)
Apr. 18	vs. Oklahoma*									
Apr. 19	at Oklahoma*									
Apr. 20	at Oklahoma*									
Apr. 25	at Kentucky*									
Apr. 26	at Kentucky*									
Apr. 27	at Kentucky*									
May 1	Ole Miss*									
May 2	Ole Miss*									
May 3	Ole Miss*									

OFFENSIVE GAME-CHANGING PLAYS:

DEFENSIVE GAME-CHANGING PLAYS:

Sacco (8), Barbary (7), Ki. Sells (6), Sosa (4), Bernardini (3), Stiles (3), Blaine (2), Edwards (2), Ernstes (1), Hull (1), Wesolowski (1), Edwards (2), Barbary (1), Bernardini (1), Hull (1), Sacco (1)

STATE'S LARGEST GAME CHANGING PLAYS OF THE SEASON

DATE	OPPONENT	SCORE	INNING	OUTS	BASES	WIN% PRIOR	WIN% AFTER	CHANGE	PLAY	FINAL
Feb. 8	vs. Bethune-Cookman	1-2	7	2	2nd	31.39	73.18	41.79	Sacco RBI single to CF	W, 3-2
Mar. 28	Texas*	3-3	7	2	1st	58.32	100.00	41.68	Ernstes RBI double down LF line	W, 4-3
Feb. 23	vs. Miami (Ohio)	4-6	2	2	1st & 2nd	38.55	77.20	38.65	Ki. Sells three-run homer down LF line	W, 11-7
Apr. 12	Missouri*	1-5	2	2	Loaded	30.11	66.45	36.34	Sacco grand slam to RC	L, 8-12
Feb. 8	vs. Bethune-Cookman	2-2	7	2	3rd	66.92	100.00	33.08	Ki. Sells RBI single through the left side	W, 3-2
Feb. 7	vs. Texas Tech	0-0	2	1	Empty	56.86	74.29	28.53	Ki. Sells RBI single through the right side	W, 3-1 (8)
Apr. 13	Missouri*	0-2	1	1	Loaded	56.96	85.17	28.21	Wesolowski two-run double down the LF line	W, 10-2 (5)
Mar. 16	at Alabama*	3-3	6	2	1st & 2nd	45.44	73.46	28.02	Barbary RBI single to LF	W, 4-3

GAME-BY-GAME STARTERS (BATTING ORDER)

DATE	NO.	RECORD	OPPONENT	1	2	3	4	5	6	7	8	9
Feb. 7	1	1-0	vs. Texas Tech	Sacco	Barbary	Wesolowski	Blaine	Edwards	Stiles	Ki. Sells	Hull	Bernardini
Feb. 7	2	0-1	vs. Duke	Sacco	Barbary	Sosa	Blaine	Edwards	Ki. Sells	Stiles	Hull	Bernardini
Feb. 8	3	1-0	vs. Bethune-Cookman	Sacco	Barbary	Ki. Sells	Sosa	Blaine	Edwards	Hull	Bernardini	Romero
Feb. 8	4	1-0	vs. Penn State	Sacco	Barbary	Ki. Sells	Sosa	Blaine	Edwards	Hull	Bernardini	Stiles
Feb. 9	4	2-0	vs. Nebraska	Sacco	Barbary	Ki. Sells	Sosa	Blaine	Edwards	Hull	Bernardini	Stiles
Feb. 13	5	1-0	Southern Illinois	Sacco	Barbary	Ki. Sells	Blaine	Sosa	Edwards	Hull	Bernardini	Stiles
Feb. 14	6	1-0	North Texas	Sacco	Barbary	Ki. Sells	Blaine	Sosa	Edwards	Bernardini	Hull	Stiles
Feb. 14	7	1-0	Bradley	Sacco	Barbary	Ki. Sells	Blaine	Sosa	Edwards	Bernardini	Hull	Romero
Feb. 15	8	1-0	Bradley	Sacco	Barbary	Ki. Sells	Blaine	Sosa	Bernardini	Ernstes	Hull	Edwards
Feb. 16	9	1-0	Georgia Tech	Sacco	Barbary	Ki. Sells	Blaine	Sosa	Bernardini	Edwards	Hull	Stiles
Feb. 18	10	1-0	Samford	Sacco	Barbary	Ki. Sells	Sosa	Blaine	Bernardini	Edwards	Hull	Stiles
Feb. 22	10	2-0	vs. Louisiana Tech	Sacco	Barbary	Ki. Sells	Sosa	Blaine	Bernardini	Edwards	Hull	Stiles
Feb. 20	11	1-0	vs. North Alabama	Sacco	Barbary	Ki. Sells	Sosa	Blaine	Bernardini	Edwards	Hull	Romero
Feb. 21	12	0-1	vs. Jacksonville State	Sacco	Ki. Sells	Bernardini	Sosa	Blaine	Ernstes	Edwards	Hull	Stiles
Feb. 23	13	1-0	vs. Miami (Ohio)	Sacco	Barbary	Bernardini	Sosa	Blaine	Ki. Sells	Edwards	Hull	Stiles
Feb. 26	10	3-0	UAB	Sacco	Barbary	Ki. Sells	Sosa	Blaine	Bernardini	Edwards	Hull	Stiles
Feb. 28	14	1-0	Alabama State	Sacco	Barbary	Ki. Sells	Sosa	Blaine	Wesolowski	Edwards	Hull	Stiles
Feb. 28	10	4-0	New Mexico	Sacco	Barbary	Ki. Sells	Sosa	Blaine	Bernardini	Edwards	Hull	Stiles
Mar. 1	15	1-0	Northwestern State	Sacco	Barbary	Ki. Sells	Sosa	Bernardini	Edwards	Wesolowski	Hull	Stiles
Mar. 1	16	1-0	New Mexico	Sacco	Barbary	Ki. Sells	Sosa	Edwards	Bernardini	Blaine	Hull	Romero
Mar. 2	17	0-1	Northwestern State	Sacco	Barbary	Ki. Sells	Sosa	Edwards	Bernardini	Wesolowski	Hull	Stiles
Mar. 5	16	2-0	Louisiana	Sacco	Barbary	Ki. Sells	Sosa	Edwards	Bernardini	Blaine	Hull	Romero
Mar. 8	16	3-0	Auburn*	Sacco	Barbary	Ki. Sells	Sosa	Edwards	Bernardini	Blaine	Hull	Romero
Mar. 9	18	1-0	Auburn*	Sacco	Barbary	Ki. Sells	Sosa	Edwards	Bernardini	Blaine	Stiles	Hull
Mar. 10	18	2-0	Auburn*	Sacco	Barbary	Ki. Sells	Sosa	Edwards	Bernardini	Blaine	Stiles	Hull
Mar. 12	19	0-1	Middle Tennessee	Sacco	Barbary	Ki. Sells	Sosa	Edwards	Blaine	Bernardini	Hull	Stiles
Mar. 14	20	1-0	at Alabama*	Sacco	Barbary	Ki. Sells	Blaine	Edwards	Sosa	Bernardini	Hull	Stiles
Mar. 14	20	1-1	at Alabama*	Sacco	Barbary	Ki. Sells	Blaine	Edwards	Sosa	Bernardini	Hull	Stiles
Mar. 16	21	1-0	at Alabama*	Sacco	Barbary	Blaine	Edwards	Ki. Sells	Ernstes	Bernardini	Hull	Stiles
Mar. 19	22	1-0	at UAB	Sacco	Barbary	Blaine	Edwards	Ki. Sells	Sosa	Bernardini	Hull	Stiles
Mar. 21	22	2-0	at Northwestern	Sacco	Barbary	Blaine	Edwards	Ki. Sells	Sosa	Bernardini	Hull	Stiles
Mar. 22	21	1-1	at Northwestern	Sacco	Barbary	Blaine	Edwards	Ki. Sells	Ernstes	Bernardini	Hull	Stiles
Mar. 22	23	1-0	at Northwestern	Sacco	Barbary	Blaine	Edwards	Ki. Sells	Bernardini	Wesolowski	Hull	Stiles
Mar. 26	24	1-0	at Southern Miss	Sacco	Barbary	Blaine	Edwards	Ki. Sells	Bernardini	Sosa	Hull	Stiles
Mar. 28	24	2-0	Texas*	Sacco	Barbary	Blaine	Edwards	Ki. Sells	Bernardini	Sosa	Hull	Stiles
Mar. 28	24	2-1	Texas*	Sacco	Barbary	Blaine	Edwards	Ki. Sells	Bernardini	Sosa	Hull	Stiles
Mar. 30	25	0-1	Texas*	Sacco	Barbary	Blaine	Sosa	Ki. Sells	Edwards	Bernardini	Hull	Stiles
Apr. 1	26	1-0	Central Arkansas	Sacco	Barbary	Bernardini	Edwards	Stiles	Sosa	Blaine	Hull	Ki. Sells
Apr. 4	27	0-1	at Tennessee*	Sacco	Barbary	Edwards	Blaine	Bernardini	Sosa	Wesolowski	Hull	Stiles
Apr. 5	28	1-0	at Tennessee*	Sacco	Barbary	Edwards	Sosa	Bernardini	Stiles	Blaine	Hull	Ki. Sells
Apr. 5	29	0-1	at Tennessee*	Sacco	Barbary	Edwards	Sosa	Stiles	Bernardini	Wesolowski	Hull	Ki. Sells
Apr. 11	30	1-0	Missouri*	Sacco	Barbary	Edwards	Sosa	Stiles	Blaine	Bernardini	Hull	Ki. Sells
Apr. 12	31	0-1	Missouri*	Sacco	Barbary	Edwards	Stiles	Blaine	Bernardini	Wesolowski	Hull	Ki. Sells
Apr. 13	32	1-0	Missouri*	Sacco	Barbary	Edwards	Stiles	Wesolowski	Bernardini	Blaine	Hull	Ki. Sells
Apr. 18			vs. Oklahoma*									
Apr. 19			at Oklahoma*									
Apr. 20			at Oklahoma*									
Apr. 25			at Kentucky*									
Apr. 26			at Kentucky*									
Apr. 27			at Kentucky*									
May 1			Ole Miss*									
May 2			Ole Miss*									
May 3			Ole Miss*									

LEADOFF: Sacco (44)
2ND: Barbary (43), Ki. Sells (1)
3RD: Ki. Sells (24), Blaine (9), Edwards (6), Bernardini (3), Sosa (1), Wesolowski (1)
CLEANUP: Sosa (23), Blaine (10), Edwards (9), Stiles (2)
5TH: Blaine (12), Edwards (11), Ki. Sells (9), Sosa (5), Bernardini (3), Stiles (3), Wesolowski (1)
6TH: Bernardini (20), Edwards (8), Sosa (6), Ernstes (3), Blaine (2), Ki. Sells (2), Stiles (2), Wesolowski (1)
7TH: Bernardini (11), Edwards (9), Blaine (8), Wesolowski (6), Hull (4), Sosa (3), Ernstes (1), Stiles (1), Ki. Sells (1)
8TH: Hull (38), Bernardini (4), Stiles (2)
9TH: Stiles (27), Romero (6), Ki. Sells (6), Bernardini (2), Hull (2), Edwards (1)

GAME-BY-GAME STARTERS (DEFENSIVE POSITIONS)

DATE	NO.	RECORD	OPPONENT	C	1B	2B	3B	SS	LF	CF	RF	DP
Feb. 7	1	1-0	vs. Texas Tech	Wesolowski	Hull	Stiles	Barbary	Edwards	Bernardini	Sacco	Ki. Sells	Blaine
Feb. 7	2	0-1	vs. Duke	Blaine	Hull	Stiles	Barbary	Edwards	Bernardini	Sacco	Ki. Sells	Sosa
Feb. 8	3	1-0	vs. Bethune-Cookman	Blaine	Hull	Romero	Barbary	Edwards	Bernardini	Sacco	Ki. Sells	Sosa
Feb. 8	2	1-1	vs. Penn State	Blaine	Hull	Stiles	Barbary	Edwards	Bernardini	Sacco	Ki. Sells	Sosa
Feb. 9	2	2-1	vs. Nebraska	Blaine	Hull	Stiles	Barbary	Edwards	Bernardini	Sacco	Ki. Sells	Sosa
Feb. 13	2	3-1	Southern Illinois	Blaine	Hull	Stiles	Barbary	Edwards	Bernardini	Sacco	Ki. Sells	Sosa
Feb. 14	2	4-1	North Texas	Blaine	Hull	Stiles	Barbary	Edwards	Bernardini	Sacco	Ki. Sells	Sosa
Feb. 14	3	2-0	Bradley	Blaine	Hull	Romero	Barbary	Edwards	Bernardini	Sacco	Ki. Sells	Sosa
Feb. 15	4	1-0	Bradley	Blaine	Hull	Romero	Barbary	Edwards	Bernardini	Sacco	Ki. Sells	Ernstes
Feb. 16	2	5-1	Georgia Tech	Blaine	Hull	Stiles	Barbary	Edwards	Bernardini	Sacco	Ki. Sells	Sosa
Feb. 18	2	6-1	Samford	Blaine	Hull	Stiles	Barbary	Edwards	Bernardini	Sacco	Ki. Sells	Sosa
Feb. 22	2	7-1	vs. Louisiana Tech	Blaine	Hull	Stiles	Barbary	Edwards	Bernardini	Sacco	Ki. Sells	Sosa
Feb. 20	3	3-0	vs. North Alabama	Blaine	Hull	Romero	Barbary	Edwards	Bernardini	Sacco	Ki. Sells	Sosa
Feb. 21	5	0-1	vs. Jacksonville State	Blaine	Hull	Stiles	Ernstes	Edwards	Bernardini	Sacco	Ki. Sells	Sosa
Feb. 23	2	8-1	vs. Miami (Ohio)	Blaine	Hull	Stiles	Barbary	Edwards	Bernardini	Sacco	Ki. Sells	Sosa
Feb. 26	2	9-1	UAB	Blaine	Hull	Stiles	Barbary	Edwards	Bernardini	Sacco	Ki. Sells	Sosa
Feb. 28	6	1-0	Alabama State	Blaine	Hull	Stiles	Barbary	Edwards	Ka. Sells	Sacco	Ki. Sells	Wesolowski
Feb. 28	2	10-1	New Mexico	Blaine	Hull	Stiles	Barbary	Edwards	Bernardini	Sacco	Ki. Sells	Sosa
Mar. 1	7	1-0	Northwestern State	Wesolowski	Hull	Stiles	Barbary	Edwards	Bernardini	Sacco	Ki. Sells	Sosa
Mar. 1	3	4-0	New Mexico	Blaine	Hull	Romero	Barbary	Edwards	Bernardini	Sacco	Ki. Sells	Sosa
Mar. 2	7	1-1	Northwestern State	Wesolowski	Hull	Stiles	Barbary	Edwards	Bernardini	Sacco	Ki. Sells	Sosa
Mar. 5	3	5-0	Louisiana	Blaine	Hull	Romero	Barbary	Edwards	Bernardini	Sacco	Ki. Sells	Sosa
Mar. 8	3	6-0	Auburn*	Blaine	Hull	Romero	Barbary	Edwards	Bernardini	Sacco	Ki. Sells	Sosa
Mar. 9	2	11-1	Auburn*	Blaine	Hull	Stiles	Barbary	Edwards	Bernardini	Sacco	Ki. Sells	Sosa
Mar. 10	8	1-0	Auburn*	Blaine	Hull	Stiles	Barbary	Edwards	Bernardini	Sacco	Ki. Sells	--
Mar. 12	2	11-2	Middle Tennessee	Blaine	Hull	Stiles	Barbary	Edwards	Bernardini	Sacco	Ki. Sells	Sosa
Mar. 14	2	12-2	at Alabama*	Blaine	Hull	Stiles	Barbary	Edwards	Bernardini	Sacco	Ki. Sells	Sosa
Mar. 14	2	12-3	at Alabama*	Blaine	Hull	Stiles	Barbary	Edwards	Bernardini	Sacco	Ki. Sells	Sosa
Mar. 16	9	1-0	at Alabama*	Blaine	Hull	Stiles	Barbary	Edwards	Bernardini	Sacco	Ki. Sells	Ernstes
Mar. 19	2	13-3	at UAB	Blaine	Hull	Stiles	Barbary	Edwards	Bernardini	Sacco	Ki. Sells	Sosa
Mar. 21	2	14-3	at Northwestern	Blaine	Hull	Stiles	Barbary	Edwards	Bernardini	Sacco	Ki. Sells	Sosa
Mar. 22	9	1-1	at Northwestern	Blaine	Hull	Stiles	Barbary	Edwards	Bernardini	Sacco	Ki. Sells	Ernstes
Mar. 22	1	2-0	at Northwestern	Wesolowski	Hull	Stiles	Barbary	Edwards	Bernardini	Sacco	Ki. Sells	Blaine
Mar. 26	2	15-3	at Southern Miss	Blaine	Hull	Stiles	Barbary	Edwards	Bernardini	Sacco	Ki. Sells	Sosa
Mar. 28	2	16-3	Texas*	Blaine	Hull	Stiles	Barbary	Edwards	Bernardini	Sacco	Ki. Sells	Sosa
Mar. 28	2	16-4	Texas*	Blaine	Hull	Stiles	Barbary	Edwards	Bernardini	Sacco	Ki. Sells	Sosa
Mar. 30	2	16-5	Texas*	Blaine	Hull	Stiles	Barbary	Edwards	Bernardini	Sacco	Ki. Sells	Sosa
Apr. 1	2	17-5	Central Arkansas	Blaine	Hull	Stiles	Barbary	Edwards	Bernardini	Sacco	Ki. Sells	Sosa
Apr. 4	10	0-1	at Tennessee*	Blaine	Hull	Stiles	Barbary	Edwards	Bernardini	Sacco	Wesolowski	Sosa
Apr. 5	2	18-5	at Tennessee*	Blaine	Hull	Stiles	Barbary	Edwards	Bernardini	Sacco	Ki. Sells	Sosa
Apr. 5	7	1-2	at Tennessee*	Wesolowski	Hull	Stiles	Barbary	Edwards	Bernardini	Sacco	Ki. Sells	Sosa
Apr. 11	2	19-5	Missouri*	Blaine	Hull	Stiles	Barbary	Edwards	Bernardini	Sacco	Ki. Sells	Sosa
Apr. 12	1	2-1	Missouri*	Wesolowski	Hull	Stiles	Barbary	Edwards	Bernardini	Sacco	Ki. Sells	Blaine
Apr. 13	1	3-1	Missouri*	Wesolowski	Hull	Stiles	Barbary	Edwards	Bernardini	Sacco	Ki. Sells	Blaine
Apr. 18			vs. Oklahoma*									
Apr. 19			at Oklahoma*									
Apr. 20			at Oklahoma*									
Apr. 25			at Kentucky*									
Apr. 26			at Kentucky*									
Apr. 27			at Kentucky*									
May 1			Ole Miss*									
May 2			Ole Miss*									
May 3			Ole Miss*									

P: Chaffin (21), Everett (12), Marron (7), Sosa (3), Phillips (1)

C: Blaine (37), Wesolowski (7)

1B: Hull (44)

2B: Stiles (37), Romero (7)

3B: Barbary (43), Ernstes (1)

SS: Edwards (44)

LF: Bernardini (43), Ka. Sells (1)

CF: Sacco (44)

RF: Ki. Sells (43), Wesolowski (1)

DP*: Sosa (35), Blaine (4), Ernstes (3), Wesolowski (1)

*MSU started nine against Auburn on March 10

THE LAST TIME IT HAPPENED

MISSISSIPPI STATE

TEAM OFFENSE

Had 10+ hits	12 vs. Missouri	Apr. 13, 2025
Had 15+ hits	17 vs. Louisiana	Mar. 5, 2025
Scored 5+ runs	10 vs. Missouri	Apr. 13, 2025
Scored 10+ runs	10 vs. Missouri	Apr. 13, 2025
Scored 15+ runs	17 vs. Alabama State	Feb. 28, 2025
Hit 2+ home runs	4 vs. Missouri	Apr. 13, 2025
Hit 3+ home runs	4 vs. Missouri	Apr. 13, 2025
Stole 4+ bases	4 vs. Bradley	Feb. 14, 2025
Left 10 runners on base	10 at UAB	Mar. 19, 2025

INDIVIDUAL OFFENSE

Had 3+ hits	Sierra Sacco (3)	vs. Missouri, Apr. 13, 2025
Had 4+ hits	Ella Wesolowski (4)	vs. Missouri, Apr. 12, 2025
Hit for the cycle	Never	
Scored 3+ runs	Nadia Barbary (3) Sierra Sacco (3)	at Northwestern (G2), Mar. 22, 2025
Scored 4+ runs	Sierra Sacco (4)	at Northwestern, Mar. 21, 2025
Drove in 3+ RBIs	Kiarra Sells (4)	vs. Missouri, Apr. 13, 2025
Drove in 4+ RBIs	Kiarra Sells (4)	vs. Missouri, Apr. 13, 2025
Drove in 5+ RBIs	Sierra Sacco (5)	vs. Louisiana Tech, Feb. 22, 2025
Drove in 6+ RBIs	Madisyn Kennedy (7)	vs. ULM, Mar. 13, 2024
Hit 2+ doubles	Ella Wesolowski (2)	vs. Missouri, Apr. 12, 2025
Hit a triple	Riley Hull Morgan Stiles	at Northwestern (G2), Mar. 22, 2025
Hit 2+ triples	Kat Moore (2)	vs. Tennessee, Apr. 5, 2018
Hit 2+ home runs	Kiarra Sells (2)	vs. Missouri, Apr. 13, 2025
Hit a walk-off, game-winning HR	Chloe Malau'ulu	vs. Murray State, Mar. 5, 2023
Hit a grand slam	Sierra Sacco	vs. Missouri, Apr. 12, 2025
Led off 1st inn. with HR	Sierra Sacco	at Tennessee (G1), Apr. 5, 2025
Stole 3+ bases	Seirra Sacco (3)	vs. Tennessee, Apr. 12, 2024
Stole home	Kylee Edwards (3rd inn.)	vs. Louisiana Tech, Feb. 22, 2025
Drew 3+ walks	Sierra Sacco (3)	at Tennessee (G1), Apr. 5, 2025
Drew 4+ walks	Katie Cooley (4)	vs. LSU, Mar. 30, 2005

TEAM PITCHING

Threw a no-hitter	at Ole Miss	Mar. 9, 2024
Threw a shutout	vs. Missouri	Apr. 11, 2025
Recorded 10+ strikeouts	11 vs. Auburn	Mar. 8, 2025
Recorded 15+ strikeouts	15 at North Alabama (G1)	Apr. 3, 2021

INDIVIDUAL PITCHING

Threw a no-hitter	Aspen Wesley	at Ole Miss, Mar. 9, 2024
Threw a shutout	Raelin Chaffin	vs. Missouri, Apr. 11, 2025
Recorded 10+ strikeouts	Raelin Chaffin (11)	vs. Auburn, Mar. 8, 2025
Recorded 15+ strikeouts	Annie Willis (19)	vs. Mississippi Valley State, Mar. 6, 2020
Gave up 10+ hits	Josey Marron (10)	vs. Tennessee, Apr. 14, 2024
Walked 5+ batters	Raelin Chaffin (7)	vs. Auburn, Mar. 8, 2025
Struck out the side	Delainey Everett	at Tennessee (G1) (4th inn.), Apr. 5, 2025

TEAM DEFENSE

Did not commit an error	vs. Missouri	Apr. 13, 2025
Committed 2+ errors	3 vs. Missouri	Apr. 12, 2025
Committed 4+ errors	4 at Auburn	May 6, 2023
Turned a double play	vs. Missouri	Apr. 12, 2025
Turned a triple play	vs. Auburn	May 4, 1997
Threw a runner out at the plate	at Tennessee (G2) (Bot 1, 0-0)	Apr. 5, 2025

INDIVIDUAL DEFENSE

Recorded 10+ putouts	Jessie Blaine (10)	vs. Auburn, Mar. 8, 2025
Recorded 15+ putouts	Mia Davidson (15)	at North Alabama (G1), Apr. 3, 2021
Recorded 5+ assists	Kylee Edwards (5)	vs. Northwestern State, Mar. 2, 2025
Committed 2+ errors	Morgan Stiles (2)	at Northwestern (G1), Mar. 22, 2025

MISCELLANEOUS

Won in extra innings	5-4 (9 inn.) at Auburn	May 6, 2023
Won by 8-run rule	10-2 (5 inn.) vs. Missouri	Apr. 13, 2025
Scored 8+ runs in an inning	8 (1st inn.) at Tennessee (G1)	Apr. 5, 2025
Had 7+ hits in an inning	9 (4th inn.) at Northwestern	Mar. 21, 2025
Hit back-to-back home runs	1st inning at Tennessee (G1)	Apr. 5, 2025
Drew 4+ walks in an inning	5 (4th inn.) vs. Alabama State	Feb. 28, 2024

OPPONENT

TEAM OFFENSE

Had 10+ hits	14 vs. Missouri	Apr. 12, 2025
Had 15+ hits	15 at LSU	Apr. 22, 2023
Scored 5+ runs	12 vs. Missouri	Apr. 12, 2025
Scored 10+ runs	12 vs. Missouri	Apr. 12, 2025
Scored 15+ runs	21 vs. Ole Miss	Apr. 19, 2019
Hit 2+ home runs	3 vs. Missouri	Apr. 12, 2025
Hit 3+ home runs	3 vs. Missouri	Apr. 12, 2025
Stole 4+ bases	5 at Auburn	May 5, 2023
Left 10 runners on base	11 at Alabama (G1)	Mar. 14, 2025

INDIVIDUAL OFFENSE

Had 3+ hits	Taylor Ebbs (3)	vs. Missouri, Apr. 12, 2025
Had 4+ hits	Denver Bryan (4)	vs. South Carolina, May 8, 2024
Hit for the cycle	Never	
Scored 3+ runs	D'Auna Jennings (3)	vs. Duke, Feb. 7, 2025
Scored 4+ runs	Koko Wooley (4)	vs. Texas A&M (G2), Mar. 16, 2024
Drove in 3+ RBIs	Madison Walker (4) Taylor Ebbs (3)	vs. Missouri, Apr. 12, 2025
Drove in 4+ RBIs	Madison Walker (4)	vs. Missouri, Apr. 12, 2025
Drove in 5+ RBIs	Jocelyn Erickson (5)	vs. Florida, Mar. 29, 2024
Drove in 6+ RBIs	Emma Broadfoot (7)	at North Alabama (G1), Apr. 3, 2021
Hit 2+ doubles	Stefania Abruscato (2)	vs. Missouri, Apr. 12, 2025
Hit a triple	Kayden Henry Ashton Maloney	vs. Texas, Mar. 30, 2025
Hit 2+ triples	Rachel Anderson (2)	vs. SE Missouri, Mar. 8, 2020
Hit 2+ home runs	Mia Scott (4)	vs. Texas (G2), Mar. 28, 2025
Hit a walk-off, game-winning HR	Lexie Brady	at Ole Miss, Mar. 10, 2024
Hit a grand slam	Madison Walker	vs. Missouri, Apr. 12, 2025
Led off 1st inn. with HR	Jayda Kearney	at Georgia, Mar. 25, 2023
Stole 3+ bases	Koko Wooley (3)	vs. Texas A&M (G2), Mar. 16, 2024
Stole home	Shelby Kunkel (1st inn.)	vs. Miami (Ohio), Feb. 23, 2025
Drew 3+ walks	Lair Beataue (3)	vs. Tennessee, May 12, 2022
Drew 4+ walks	Bailey Castro (4)	vs. Florida, Mar. 29, 2015

TEAM PITCHING

Threw a no-hitter	at Georgia	Mar. 25, 2023
Threw a shutout	at Tennessee (G2)	Apr. 5, 2025
Recorded 10+ strikeouts	12 vs. Texas Tech	Feb. 7, 2025
Recorded 15+ strikeouts	16 at Alabama	Mar. 3, 2021

INDIVIDUAL PITCHING

Threw a no-hitter	Shelby Walters	at Georgia, Mar. 25, 2023
Threw a shutout	Karlyn Pickens	at Tennessee (G2), Apr. 5, 2025
Recorded 10+ strikeouts	NiJaree Canady (12)	vs. Texas Tech, Feb. 7, 2025
Recorded 15+ strikeouts	Montana Fouts (16)	at Alabama, Mar. 3, 2021
Gave up 10+ hits	Morgan Leinstock (10)	at Arkansas, Mar. 22, 2024
Walked 5+ batters	Jocelyn Briski (5)	at Alabama (G2), Mar. 14, 2025
Struck out the side	NiJaree Canady	vs. Texas Tech (6th inn.), May 18, 2024

TEAM DEFENSE

Did not commit an error	vs. Missouri	Apr. 13, 2025
Committed 2+ errors	2 vs. Missouri	Apr. 12, 2025
Committed 4+ errors	5 at Northwestern	Mar. 21, 2025
Turned a double play	vs. Missouri	Apr. 11, 2025
Turned a triple play	vs. Troy	Mar. 3, 2024
Threw a runner out at the plate	at Southern Miss (Top 3, 7-1)	Mar. 26, 2025

INDIVIDUAL DEFENSE

Recorded 10+ putouts	Kansas Robinson (11)	at Northwestern (G1), Mar. 22, 2025
Recorded 15+ putouts	Jen Cummings (16)	vs. South Carolina, Mar. 17, 2023
Recorded 5+ assists	Bridget Donahey (5)	at Northwestern (G1), Mar. 22, 2025
Committed 2+ errors	Madison Walker (2)	vs. Missouri, Apr. 13, 2025

MISCELLANEOUS

Won in extra innings	3-7 (8 inn.) vs. Texas	Mar. 30, 2025
Won by 8-run rule	0-8 (5 inn.) at Tennessee (G2)	Apr. 5, 2025
Scored 8+ runs in an inning	9 (2nd inn.) vs. Oklahoma	Mar. 11, 2023
Had 7+ hits in an inning	9 (2nd inn.) vs. Oklahoma	Mar. 11, 2023
Hit back-to-back home runs	2nd inning at Tennessee (G2)	Apr. 5, 2025
Drew 4+ walks in an inning	5 (1st inn.) vs. Southern Illinois	Feb. 13, 2025

LATEST MSU COMEBACK VICTORIES

2+ run deficit	Missouri	Apr. 13, 2025	Trailed 0-2 in Bottom 1st	Won, 10-2 (5)	Winning play: Kiarra Sells solo home run to right-center (MSU leads 3-2 in Bottom 2nd)
3+ run deficit	Auburn	Mar. 10, 2025	Trailed 0-4 in Bottom 4th	Won, 7-4	Winning play: Nadia Barbary grand slam (MSU leads 7-4 in Bottom 4th)
4+ run deficit	Auburn	Mar. 10, 2025	Trailed 0-4 in Bottom 4th	Won, 7-4	Winning play: Nadia Barbary grand slam (MSU leads 7-4 in Bottom 4th)
5+ run deficit	vs. Miami (Ohio)	Feb. 23, 2025	Trailed 1-6 in Bottom 2nd	Won 11-7	Winning play: Error by 2B, runner scores from second (MSU leads 8-6 in Bottom 2nd)
6+ run deficit	Florida	Mar. 28, 2024	Trailed 6-12 in Bottom 6th	Won 13-12	Winning play: Paige Cook 2-run home run to center (MSU leads 13-12 in Bottom 6th)

RECORD WATCH

INDIVIDUAL CAREER

BATTING AVERAGE (MIN. 200 AB)			
1.	.461	Chelsea Bramlett	2007-10
2.	.429	Kellie Wilkerson	1999-02
3.	.420	Sierra Sacco	2024-Pr.
4.	.390	Keri McCallun	1997-00
5.	.382	Iyhia McMichael	2001-04

SLUGGING PERCENTAGE (MIN. 200 AB)			
1.	.775	Mia Davidson	2018-22
2.	.752	Fa Leilua	2019-21
3.	.713	Kellie Wilkerson	1999-02
4.	.661	Iyhia McMichael	2001-04
5.	.633	Sierra Sacco	2024-Pr.

ON-BASE PERCENTAGE (MIN. 200 AB)			
1.	.544	Kellie Wilkerson	1999-02
2.	.541	Sierra Sacco	2024-Pr.
3.	.501	Chelsea Bramlett	2007-10
4.	.481	Iyhia McMichael	2001-04
5.	.470	Mia Davidson	2018-22
6.	.452	Jessie Blaine	2024-Pr.

OPS (MIN. 200 AB)			
1.	1.257	Kellie Wilkerson	1999-02
2.	1.245	Mia Davidson	2018-22
3.	1.203	Fa Leilua	2019-21
4.	1.174	Sierra Sacco	2024-Pr.
5.	1.141	Iyhia McMichael	2001-04

STOLEN BASE PCT. (MIN. 25 ATT)			
1.	.939	Heidi Shape (31-33)	2011-14
2.	.924	Chelsea Bramlett (207-224)	2007-10
3.	.924	Loryn Nichols (85-92)	2013-16
4.	.919	Sierra Sacco (34-37)	2024-Pr.

PUTOUTS			
1.	1557	Mia Davidson	2018-22
7.	950	Chelsea Bramlett	2007-10
8.	927	Riley Hull	2022-Pr.

FIELDING PCT. (MIN. 300 CHANCES)			
1.	.991	Lindsay Hunley	2005-08
2.	.989	Riley Hull	2022-Pr.
	.989	Morgan Bell	2015-18

RUNNERS PICKED OFF			
1.	13	Mia Davidson	2018-22
2.	6	Ella Wesolowski	2024-Pr.
3.	5	Jessie Blaine	2024-Pr.
	5	Sam Lenahan	2011-14

DOUBLE PLAYS BY A SHORTSTOP			
1.	38	Courtney Bures	2005-08
T2.	22	Madisyn Kennedy	2020-24
	22	Kayla Winkfield	2013-16
4.	17	Kylee Edwards	2024-Pr.

INDIVIDUAL SEASON

BATTING AVERAGE (MIN. 50 AB)			
1.	.536	Chelsea Bramlett	2010
2.	.504	Sierra Sacco	2025
3.	.486	Chelsea Bramlett	2009
4.	.475	Iyhia McMichael	2004
5.	.450	Chelsea Bramlett	2008

SLUGGING PERCENTAGE (MIN. 50 AB)			
1.	.882	Mia Davidson	2019
2.	.854	Mia Davidson	2022
3.	.836	Iyhia McMichael	2004
4.	.824	Sierra Sacco	2025
5.	.801	Iyhia McMichael	2003

ON-BASE PERCENTAGE (MIN. 50 AB)			
2.	.599	Sierra Sacco	2025
1.	.595	Iyhia McMichael	2004
3.	.571	Chelsea Bramlett	2010
4.	.555	Kellie Wilkerson	2001
5.	.553	Kellie Wilkerson	2001

OPS (MIN. 50 AB)			
1.	1.431	Iyhia McMichael	2004
2.	1.423	Sierra Sacco	2025
3.	1.399	Mia Davidson	2022
4.	1.358	Mia Davidson	2019
5.	1.321	Kellie Wilkerson	2001

RUNS			
1.	83	Iyhia McMichael	2004
2.	64	Keri McCallum	2000
3.	63	Iyhia McMichael	2003
9.	54	Sierra Sacco	2024
10.	53	Sierra Sacco	2025

HIT-BY-PITCHES			
1.	22	Mia Davidson	2022
	22	Brittany Bell	2012
3.	21	Sarai Niu	2016
	21	Heidi Shape	2014
5.	16	Julia Echols	2014
6.	15	Kiarra Sells	2025
	15	Julia Echols	2015

WINS			
1.	26	Alexis Silkwood	2015
	26	Autumn Anderson	1998
	26	Jennifer Pursell	2000
6.	20	Misty Flesher	2008
	20	Kasey Whitehead	2002
8.	18	Raelin Chaffin	2025
	18	Four others	

STRIKEOUTS LOOKING			
1.	55	Alison Owen	2013
2.	52	Emily Williams	2019
3.	50	Ragan Blake	2006
5.	45	Lindsey Dunlap	2009
6.	42	Raelin Chaffin	2025

WALKS / 7 INNINGS (MIN. 50 IP)			
1.	0.78	Alison Owen	2013
2.	0.89	Susan Akins	1983
3.	0.96	Autumn Anderson	1998
4.	1.06	Delainey Everett	2025
	1.06	Annie Willis	2020

RUNNERS PICKED OFF			
1.	6	Mia Davidson	2019
2.	5	Jessie Blaine	2025
3.	4	Mia Davidson	2022
4.	3	Ella Wesolowski	2025
	3	Ella Wesolowski	2024
	3	Two others	

BACK-TO-BACK HOME RUNS (SINCE 2015)			
1.	4	Mia Davidson & Fa Leilua	2021
2.	3	Nadia Barbary & Kiarra Sells	2025

TEAM SEASON

BATTING AVERAGE			
1.	.328	363-1108	2025
2.	.326	238-731	2020
3.	.312	475-1522	2015

SLUGGING PERCENTAGE			
1.	.569	1108 AB	2025
2.	.538	731 AB	2020
3.	.495	1522 AB	2015

ON-BASE PERCENTAGE			
1.	.418	1108 AB	2025
2.	.411	1522 AB	2015
3.	.400	1343 AB	2024

OPS			
1.	.987	1108 AB	2025
2.	.937	731 AB	2020
3.	.910	1522 AB	2015

STOLEN BASE PERCENTAGE			
1.	.911	41-45	2025
2.	.906	29-32	2020
3.	.894	42-47	2019

RUNS			
1.	337		2004
8.	302		2003
10.	300		2025
	300		2019

DOUBLES			
1.	88		2018
	88		2002
9.	73		2022
10.	70		2025, 2014, 2011

HOME RUNS			
1.	73	64 games (1.14 HR/GM)	2022
2.	72	58 games (1.24 HR/GM)	2019
3.	70	60 games (1.17 HR/GM)	2021
4.	61	44 games (1.39 HR/GM)	2025

BACK-TO-BACK HOME RUNS (SINCE 2015)			
1.	7 times		2021
2.	5 times		2022
3.	4 times		2025

RUNS BATTED IN			
1.	294		2015
2.	293		2004
3.	291		2018
6.	282		2022
7.	271		2025

SACRIFICE FLIES			
1.	21		2024
T2.	17		2023, 2022, 2004, 2000
T6.	16		2025, 2009

STRIKEOUTS / 7 INNINGS			
1.	9.27	185.0 IP	2020
8.	6.70	374.0 IP	2012
9.	6.56	268.1 IP	2025

FIELDING PERCENTAGE			
1.	.977	1106-333-34	2009
2.	.976	1194-334-38	2014
3.	.970	1237-523-55	2008
4.	.968	820-276-36	2025
5.	.967	555-142-24	2020

FEWEST ERRORS			
1.	24		2020
2.	34		2009
3.	36		2025
4.	38		2014

RUNNERS PICKED OFF			
1.	8		2025
2.	6		2019

COACHING STAFF



SAMANTHA RICKETTS

THE RICKETTS FILE

Hometown	San Jose, Calif.
Education	University of Oklahoma, 2009 University of Oklahoma, 2011
Twitter	@Coach_Ricketts
Birthday	December 29

COACHING CAREER

SEASON	SCHOOL	POSITION
2019-Present	Mississippi State	Head Coach
2018-19	Mississippi State	Associate Head Coach
2015-18	Mississippi State	Assistant Coach
2012-14	Wichita State	Assistant Coach
2009-11	Oklahoma	Graduate Assistant

RICKETTS' PLAYERS BY THE NUMBERS

13	All-America Honors
29	All-Region Honors
25	All-Conference Honors
2	Conference Players of the Year
1	Conference Freshman of the Year
2	Conference All-Defensive Team Selections
1	Conference Tournament MVP
7	Conference Tournament Team Selections
9	National Players of the Week
30	Conference Players of the Week
1	CoSIDA/CSC Academic All-American
13	CoSIDA/CSC Academic All-District Selections
93	All-Conference Academic Honors

CAREER RECORD

SEASON	SCHOOL	W-L	PCT.
2020	Mississippi State	25-3	.893
2021	Mississippi State	35-25	.583
2022	Mississippi State	37-27	.578
2023	Mississippi State	28-25	.528
2024	Mississippi State	34-20	.630
2025	Mississippi State	33-11	.750
TOTAL		192-111	.634

CONFERENCE RECORD

SEASON	SCHOOL	W-L	PCT.
2020	Mississippi State	0-0	--
2021	Mississippi State	8-15	.348
2022	Mississippi State	10-14	.417
2023	Mississippi State	7-16	.304
2024	Mississippi State	12-12	.500
2025	Mississippi State	9-6	.600
TOTAL		46-63	.422

MAROON AND WHITE

- » Named the sixth head softball coach in program history on July 22, 2019, and became the fastest head coach in program history to reach 20 wins, doing so in 23 games. Started 9-1, marking the best 10-game start by a head coach in program history.
- » Became the first first-year head coach to lead the nation in wins (25 in 2020) since at least 1989.
- » Is the only coach in program history to have her team nationally ranked at some point during her first year and led MSU to its highest final ranking in program history (No. 20).
- » Earned first career coaching victory in first career game on Feb. 7, 2020, against Missouri State (5-0).
- » In her second season, led MSU to its 16th NCAA Regional and third consecutive Regional Championship game.
- » Led State to its first Super Regional appearance in 2022, upsetting No. 2 Florida State twice in Tallahassee to advance.
- » Guided MSU to its highest final ranking on record (No. 19) in 2022.
- » Won 66 of her first 100 games, the best total of any Bulldog head coach and third among active SEC coaches in their first 100 contests.
- » Has coached 14 Bulldogs who went on to professional careers, seven of whom were selected in a professional draft. Six of her proteges are currently playing professionally (Mia Davidson, Madysyn Kennedy, Fa Leilua, Chloe Malau'ulu, Brylie St. Clair and Aspen Wesley).
- » Has coached multiple players to All-Region honors in each of the last six seasons.
- » Served as an assistant coach from 2015-18 focusing on hitting and recruiting before being promoted to associate head coach.
- » Has been a part of one Women's College World Series appearance, seven NCAA Regional berths and two NCAA Super Regional appearances during her coaching career.
- » In 2019, MSU was one of two teams in the nation (Arizona) to boast multiple hitters with 20 or more home runs.
- » The Bulldogs shattered the school record for home runs (72) and posted the second-highest slugging percentage in school history (.484) in 2019.
- » For the first time since 2008, State produced multiple NFCA All-Americans in 2019 (Fa Leilua and Mia Davidson).
- » Davidson was the lone player in the conference to record at least 60 RBIs, 60 hits and 50 runs scored in 2019.
- » Davidson then broke Rafael Palmeiro's mark for the most home runs in a career by a Bulldog baseball or softball player in 2021 and entered the 2022 season just two long balls shy of the SEC softball career record.
- » Each of the top five single-season home run totals in program history have come under Ricketts' watch, and the Bulldogs have broken the season record four times.
- » Since Ricketts arrived as an assistant, MSU has hit at least one home run in 54.7 percent of its games (299-of-547) through the end of 2024.
- » In 2017, Ricketts produced five starters that hit .300 or better to help lead the Bulldogs to an NCAA Regional and Caroline Seitz became the first Bulldog to earn First Team All-SEC honors since Chelsea Bramlett in 2010.
- » During the 2016 season, she led Kayla Winkfield to an SEC-leading six triples, which ranked among the nation's top 10.
- » In her first season of 2015, the Bulldogs set new single-season records for home runs (54), batting average (.312), slugging percentage (.495), RBI (294) and on-base percentage (.416).

MSU COACHING HIGHLIGHTS

NCAA Super Regional Appearances	1
NCAA Regional Appearances	7
NFCA All-South Region Selections	26
First Team All-SEC Selections	7
SEC All-Defensive Team Selections	2
Top 10 Finalist for Schutt Sports/NFCA Freshman of the Year	2018
SEC Freshman of the Year	2018
Top 10 Finalist for USA Softball Collegiate Player of the Year	2019
NFCA Catcher of the Year	2022

WICHITA STATE UNIVERSITY

- » Served as assistant coach at Wichita State from 2012-14, working with the team's hitters and consistently improving their production.
- » Her last spring at WSU saw the Shockers increase their overall win total by 15 from 2013 to 2014 and win the program's first regular-season conference title.
- » Part of the 2014 MVC Coaching Staff of the Year, helping to improve the Shockers from the ninth place in 2012, to eighth place in 2013, to MVC champs in 2014.
- » Produced five starters who each hit better than .300 in 2014 after the squad did not have a batter hit over .300 in 2013.
- » The Shockers scored 138 more runs, smashed 26 more home runs, hit 11 more doubles and added seven more triples from the previous season.
- » Overall, the 2014 team established program single-season records for batting average, slugging percentage, on-base percentage, runs scored, hits, doubles, home runs, runs batted in and total bases.
- » Led Cacy Williams to an NFCA All-Midwest Region First Team selection in 2014 as well as MVC Player of the Year and Newcomer of the Year, becoming the first student-athlete in MVC history to receive both in the same year.
- » Williams broke the Wichita State single-season records for batting average (.424), slugging percentage (.812), on-base percentage (.531), total bases (138), runs scored (57), home runs (16) and RBIs (47).

ADDITIONAL COACHING EXPERIENCE

- » Served as assistant coach for the USSSA Florida Pride of the NPF as the team claimed the regular season championship, and the staff was recognized as Coaching Staff of the Year.
- » Began coaching career as a graduate assistant coach at Oklahoma in 2010 and 2011.
- » The Sooners won the Big 12 Tournament and advanced to the Women's College World Series in 2011.

PLAYING CAREER

- » Four-year letterwinner at Oklahoma (2006-09)
- » Closed her career as the school record holder in career home runs (48) and runs batted in (239) while ranking third in extra-base hits (97), total bases (444), slugging percentage (.645) and on-base percentage (.461).
- » Started 192 consecutive games and ended her career as the Big 12 career RBI leader.
- » Four-time All-Big 12 selection and two-time NFCA All-American.
- » Top 10 Finalist for the Lowe's Senior CLASS Award.
- » Top 3 Finalist for USA Softball's Collegiate Player of the Year Award in 2007, first in Oklahoma history.
- » Selected 12th overall by the Akron Racers in the 2009 NPF Draft.

ASSISTANT COACHES (CLICK NAMES TO VIEW BIOS)





1

GRETTA GRASSEL

OF

FRESHMAN | L/R | 5-7 // BOSCOBEL, WIS. (BOSCOBEL HS)

SEASON HIGHS

At-Bats	1	Louisiana, 3/5/25
Hits		
Runs Scored	1	13x, last, Missouri, 4/13/25
Runs Batted In		
Doubles		
Triples		
Home Runs		
Walks	1	Alabama State, 2/28/25
Stolen Bases	1	2x, last, at UAB, 3/19/25
Putouts		
Assists		
Hitting Streak		

CAREER HIGHS

At-Bats	1	Lousiana, 3/5/25
Hits		
Runs Scored	1	13x, last, Missouri, 4/13/25
Runs Batted In		
Doubles		
Triples		
Home Runs		
Walks	1	Alabama State, 2/28/25
Stolen Bases	1	2x, last, at UAB, 3/19/25
Putouts		
Assists		
Hitting Streak		

NOTEWORTHY

- » Has played in 31 games, primarily as a pinch runner and has scored 13 times.
- » Scored as a pinch runner against **No. 1 Texas (3/28)** and at **Southern Miss (3/26)**.
- » Scored the winning run at **No. 25 Alabama (3/16)**.
- » Stole her first base against **No. 18 Auburn (3/8)**.
- » Walked as a pinch hitter against **Alabama State (2/28)**.
- » Scored her first career run **vs. No. 19 Nebraska (2/9)**.
- » Made her debut **vs. Bethune-Cookman (2/8)**.
- » Considered the No. 45 prospect in the class by Extra Inning Softball and the No. 63 two-way player.
- » Two-time Gatorade state player of the year nominee.
- » Named the Wisconsin Division 4 Player of the Year as a sophomore along with being selected as an Extra Inning Softball First Team High School All-American.
- » 80.0 percent of her hits (20-of-25) went for extra bases as a senior in high school.
- » Holds Boscobel HS single-season records for hits (41), home runs (9), slugging percentage (1.185), singles (23), on-base percentage (.675) and RBIs (31).
- » Played travel ball for Midwest Speed National which won The Alliance Tier 2 National Championship in 2023.
- » Named to the All-Tournament Team at the 2023 Alliance National Championships.
- » Collected a double, walked twice and was hit by a pitch twice during fall ball.
- » Also pitched in high school and threw eight no-hitters, including three perfect games.
- » Went 54-15 in the circle with 1,007 strikeouts over her high school career while never having an ERA higher than 0.98.

MULTI-HIT GAMES

	2	3	4	5+	TOTAL
2025	--	--	--	--	0
TOTAL	--	--	--	--	0

MULTI-RBI GAMES

	2	3	4	5+	TOTAL
2025	--	--	--	--	0
TOTAL	--	--	--	--	0

GRASSEL'S GAME-BY-GAME STATS

DATE	OPPONENT	POS	AB	R	H	RBI	2B	3B	HR	BB	SB	CS	HBP	SH	SF	GDP	K	PO	A	E	AVG
Feb. 7	vs. Texas Tech		DNP																		
Feb. 7	vs. Duke		DNP																		
Feb. 8	vs. Bethune-Cookman	PR	0	0	0	0	0	0	0	0	0	0	0	0	0	0	0	0	0	0	.000
Feb. 8	vs. Penn State	PR	0	0	0	0	0	0	0	0	0	0	0	0	0	0	0	0	0	0	.000
Feb. 9	vs. Nebraska	PR	0	1	0	0	0	0	0	0	0	0	0	0	0	0	0	0	0	0	.000
Feb. 13	SOUTHERN ILLINOIS	PR	0	0	0	0	0	0	0	0	0	0	0	0	0	0	0	0	0	0	.000
Feb. 14	NORTH TEXAS	PR	0	1	0	0	0	0	0	0	0	0	0	0	0	0	0	0	0	0	.000
Feb. 14	BRADLEY		DNP																		
Feb. 15	BRADLEY	PR	0	0	0	0	0	0	0	0	0	0	0	0	0	0	0	0	0	0	.000
Feb. 16	GEORGIA TECH	PR	0	0	0	0	0	0	0	0	0	0	0	0	0	0	0	0	0	0	.000
Feb. 18	SAMFORD	PR	0	1	0	0	0	0	0	0	0	0	0	0	0	0	0	0	0	0	.000
Feb. 22	vs. Louisiana Tech	PR	0	1	0	0	0	0	0	0	0	0	0	0	0	0	0	0	0	0	.000
Feb. 22	vs. North Alabama	PR	0	0	0	0	0	0	0	0	0	0	0	0	0	0	0	0	0	0	.000
Feb. 23	vs. Jacksonville State	PR	0	0	0	0	0	0	0	0	0	0	0	0	0	0	0	0	0	0	.000
Feb. 23	vs. Miami (Ohio)		DNP																		
Feb. 26	UAB	PR	0	1	0	0	0	0	0	0	0	0	0	0	0	0	0	0	0	0	.000
Feb. 28	ALABAMA STATE	PH	0	1	0	0	0	0	0	1	0	0	0	0	0	0	0	0	0	0	.000
Feb. 28	NEW MEXICO	PR	0	0	0	0	0	0	0	0	0	0	0	0	0	0	0	0	0	0	.000
Mar. 1	NORTHWESTERN STATE		DNP																		
Mar. 1	NEW MEXICO	PR	0	0	0	0	0	0	0	0	0	0	0	0	0	0	0	0	0	0	.000
Mar. 2	NORTHWESTERN STATE		DNP																		
Mar. 5	LOUISIANA	PH/RF	1	0	0	0	0	0	0	0	0	0	0	0	0	0	0	0	0	0	.000
Mar. 8	AUBURN*	PR	0	0	0	0	0	0	0	0	1	0	0	0	0	0	0	0	0	0	.000
Mar. 9	AUBURN*	PR	0	0	0	0	0	0	0	0	0	0	0	0	0	0	0	0	0	0	.000
Mar. 10	AUBURN*		DNP																		
Mar. 12	MIDDLE TENNESSEE	PR	0	1	0	0	0	0	0	0	0	0	0	0	0	0	0	0	0	0	.000
Mar. 14	at Alabama*	PR	0	0	0	0	0	0	0	0	0	0	0	0	0	0	0	0	0	0	.000
Mar. 14	at Alabama*		DNP																		
Mar. 16	at Alabama*	PR	0	1	0	0	0	0	0	0	0	0	0	0	0	0	0	0	0	0	.000
Mar. 19	at UAB	PR	0	0	0	0	0	0	0	0	1	0	0	0	0	0	0	0	0	0	.000
Mar. 21	at Northwestern	PR	0	1	0	0	0	0	0	0	0	0	0	0	0	0	0	0	0	0	.000
Mar. 22	at Northwestern		DNP																		
Mar. 22	at Northwestern	PR	0	1	0	0	0	0	0	0	0	0	0	0	0	0	0	0	0	0	.000
Mar. 26	at Southern Miss	PR	0	1	0	0	0	0	0	0	0	0	0	0	0	0	0	0	0	0	.000
Mar. 28	TEXAS*	PR	0	0	0	0	0	0	0	0	0	0	0	0	0	0	0	0	0	0	.000
Mar. 28	TEXAS*	PR	0	1	0	0	0	0	0	0	0	0	0	0	0	0	0	0	0	0	.000
Mar. 30	TEXAS*	PR	0	0	0	0	0	0	0	0	0	0	0	0	0	0	0	0	0	0	.000
Apr. 1	CENTRAL ARKANSAS		DNP																		
Apr. 4	at Tennessee*		DNP																		
Apr. 5	at Tennessee*		DNP																		
Apr. 5	at Tennessee*		DNP																		
Apr. 11	MISSOURI*	PR	0	0	0	0	0	0	0	0	0	0	0	0	0	0	0	0	0	0	.000
Apr. 12	MISSOURI*	PR	0	0	0	0	0	0	0	0	0	0	0	0	0	0	0	0	0	0	.000
Apr. 13	MISSOURI*	PR	0	1	0	0	0	0	0	0	0	0	0	0	0	0	0	0	0	0	.000
Apr. 18	vs. Oklahoma*																				
Apr. 19	at Oklahoma*																				
Apr. 20	at Oklahoma*																				
Apr. 25	at Kentucky*																				
Apr. 26	at Kentucky*																				
Apr. 27	at Kentucky*																				
May 1	OLE MISS*																				
May 2	OLE MISS*																				
May 3	OLE MISS*																				



2

ABBY GRACE RICHARDSON C/INF

JUNIOR | R/R | 5-9 // BROOKHAVEN, MISS. (BROOKHAVEN ACADEMY / COPIAH-LINCOLN [MISS.] CC)

SEASON HIGHS

At-Bats	1	6x, last, Missouri, 4/12/25
Hits	1	Alabama State, 2/28/25
Runs Scored	1	5x, last, Texas, 3/28/25
Runs Batted In		
Doubles		
Triples	1	Alabama State, 2/28/25
Home Runs		
Walks	1	3x, last, at Southern Miss, 3/26/25
Stolen Bases		
Putouts		
Assists		
Hitting Streak	1 gm	Alabama State, 2/28/25

CAREER HIGHS

At-Bats	1	6x, last, Missouri, 4/12/25
Hits	1	Alabama State, 2/28/25
Runs Scored	1	5x, last, Texas, 3/28/25
Runs Batted In		
Doubles		
Triples	1	Alabama State, 2/28/25
Home Runs		
Walks	1	3x, last, at Southern Miss, 3/26/25
Stolen Bases		
Putouts		
Assists		
Hitting Streak	1 gm	Alabama State, 2/28/25

NOTEWORTHY

- » Has played in 11 games off the bench.
- » Pinch hit against **Missouri (4/12)**.
- » Scored the winning run in the walk-off victory over **No. 1 Texas (3/28)**.
- » Drew her second walk of the season as a pinch hitter against **Louisiana (3/5)**.
- » Pinch hit and tripled for her first career hit and scored with the help of an error on the play against **Alabama State (2/28)**.
- » Pinch hit against **Southern Illinois (2/13)** and **vs. Louisiana Tech (2/22)**.
- » Scored the tying run in the bottom of the seventh **vs. Bethune-Cookman (2/8)**.
- » Two-time NJCAA All-American while at Copiah-Lincoln [Miss.] CC.
- » Won an NJCAA National Championship in 2023 and was named NJCAA Tournament MVP after hitting a grand slam in the championship-clinching game.
- » Named 2024 MACC Player of the Year and a CSC First Team Academic All-American (college division).
- » Career .420 hitter in junior college with 145 RBIs and 46 homers, both of which were Copiah-Lincoln CC career records.
- » Doubled and tripled in fall ball and hit a three-run homer in State's Fall World Series.

RICHARDSON'S GAME-BY-GAME STATS

DATE	OPPONENT	POS	AB	R	H	RBI	2B	3B	HR	BB	SB	CS	HBP	SH	SF	GDP	K	PO	A	E	AVG
Feb. 7	vs. Texas Tech		DNP																		
Feb. 7	vs. Duke		DNP																		
Feb. 8	vs. Bethune-Cookman	PR	0	1	0	0	0	0	0	0	0	0	0	0	0	0	0	0	0	0	.000
Feb. 8	vs. Penn State		DNP																		
Feb. 9	vs. Nebraska		DNP																		
Feb. 13	SOUTHERN ILLINOIS	PH	1	0	0	0	0	0	0	0	0	0	0	0	0	0	1	0	0	0	.000
Feb. 14	NORTH TEXAS		DNP																		
Feb. 14	BRADLEY		DNP																		
Feb. 15	BRADLEY		DNP																		
Feb. 16	GEORGIA TECH		DNP																		
Feb. 18	SAMFORD		DNP																		
Feb. 22	vs. Louisiana Tech	PH	1	0	0	0	0	0	0	0	0	0	0	0	0	0	0	0	0	0	.000
Feb. 22	vs. North Alabama		DNP																		
Feb. 23	vs. Jacksonville State		DNP																		
Feb. 23	vs. Miami (Ohio)		DNP																		
Feb. 26	UAB		DNP																		
Feb. 28	ALABAMA STATE	PH/DP	1	1	1	0	0	1	0	1	0	0	0	0	0	0	0	0	0	0	.333
Feb. 28	NEW MEXICO		DNP																		
Mar. 1	NORTHWESTERN STATE		DNP																		
Mar. 1	NEW MEXICO	PR	0	0	0	0	0	0	0	0	0	0	0	0	0	0	0	0	0	0	.333
Mar. 2	NORTHWESTERN STATE		DNP																		
Mar. 5	LOUISIANA	PH/1B	0	0	0	0	0	0	0	1	0	0	0	0	0	0	0	0	0	0	.333
Mar. 8	AUBURN*		DNP																		
Mar. 9	AUBURN*		DNP																		
Mar. 10	AUBURN*		DNP																		
Mar. 12	MIDDLE TENNESSEE		DNP																		
Mar. 14	at Alabama*		DNP																		
Mar. 14	at Alabama*		DNP																		
Mar. 16	at Alabama*		DNP																		
Mar. 19	at UAB		DNP																		
Mar. 21	at Northwestern	PR	0	1	0	0	0	0	0	0	0	0	0	0	0	0	0	0	0	0	.333
Mar. 22	at Northwestern		DNP																		
Mar. 22	at Northwestern	PH	1	1	0	0	0	0	0	0	0	0	0	0	0	0	0	0	0	0	.250
Mar. 26	at Southern Miss	PH	1	0	0	0	0	0	0	0	0	0	0	0	0	0	1	0	0	0	.200
Mar. 28	TEXAS*	PR	0	1	0	0	0	0	0	0	0	0	0	0	0	0	0	0	0	0	.200
Mar. 28	TEXAS*		DNP																		
Mar. 30	TEXAS*		DNP																		
Apr. 1	CENTRAL ARKANSAS		DNP																		
Apr. 4	at Tennessee*		DNP																		
Apr. 5	at Tennessee*		DNP																		
Apr. 5	at Tennessee*		DNP																		
Apr. 11	MISSOURI*		DNP																		
Apr. 12	MISSOURI*	PH	1	0	0	0	0	0	0	0	0	0	0	0	0	0	1	0	0	0	.167
Apr. 13	MISSOURI*		DNP																		
Apr. 18	vs. Oklahoma*																				
Apr. 19	at Oklahoma*																				
Apr. 20	at Oklahoma*																				
Apr. 25	at Kentucky*																				
Apr. 26	at Kentucky*																				
Apr. 27	at Kentucky*																				
May 1	OLE MISS*																				
May 2	OLE MISS*																				
May 3	OLE MISS*																				

MULTI-HIT GAMES

	2	3	4	5+	TOTAL
2025	--	--	--	--	0
TOTAL	--	--	--	--	0

MULTI-RBI GAMES

	2	3	4	5+	TOTAL
2025	--	--	--	--	0
TOTAL	--	--	--	--	0

	AVG	GP-GS	AB	R	H	2B	3B	HR	RBI	TB	SLG	BB	HBP	SO	GDP	OBP	SF	SH	SB-ATT	PO	A	E	FLD
2025	.167	11-0	6	5	1	0	1	0	0	3	.500	2	0	3	0	.375	0	0	0-0	0	0	0	.000
TOTAL	.167	11-0	6	5	1	0	1	0	0	3	.500	2	0	3	0	.375	0	0	0-0	0	0	0	.000



4

RILEY HULL INF

SENIOR | L/R | 5-5 // SOMERSET, KY. (PULASKI COUNTY HS)

SEASON HIGHS

At-Bats	3	12x, last, at Tennessee, 4/5/25
Hits	2	2x, last, Louisiana, 3/5/25
Runs Scored	2	5x, last, Missouri, 4/12/25
Runs Batted In	2	3x, last, at UAB, 3/19/25
Doubles	1	2x, last, Bradley, 2/15/25
Triples	1	at Northwestern, 3/22/25
Home Runs		
Walks	1	10x, last, Missouri, 4/11/25
Stolen Bases	2	Bradley, 2/14/25
Putouts	9	2x, last, at Northwestern, 3/22/25
Assists	2	Auburn, 3/8/25
Hitting Streak	5 gm	2/15/25, Bradley to 2/22/25 vs. North Alabama

CAREER HIGHS

At-Bats	5	at Middle Tennessee, 3/30/22
Hits	2	15x, last, Louisiana, 2/15/25
Runs Scored	2	12x, last, Missouri, 4/12/25
Runs Batted In	3	Georgia Tech, 2/19/22
Doubles	1	10x, last, Bradley, 2/15/25
Triples	1	3x, at Northwestern, 3/22/25
Home Runs		
Walks	3	Alcorn State, 3/3/24
Stolen Bases	2	Bradley, 2/14/25
Putouts	16	vs. Furman, 2/25/23
Assists	2	2x, last, Auburn, 3/8/25
Hitting Streak	5 gm	2/15/25, Bradley to 2/22/25 vs. North Alabama

NOTEWORTHY

- » Has started all 44games at first base.
- » Second on the team in stolen bases (7) and fifth in runs (25).
- » Leads the team with eight double plays and 232 putouts.
- » Has stolen a single-sason career-high seven bases this year without being caught.
- » Scored twice in two games of the series against **Missouri (4/11-12)**.
- » Drove in a run in Game 1 of the doubleheader at **No. 7 Tennessee (4/5)**.
- » Made a diving play for an unassisted putout at first against **No. 1 Texas (3/28)** that was the No. 6 play on SportsCenter's Top 10 plays that night.
- » Tripled in Game 2 at **Northwestern (3/22)**.
- » Recorded her third multi-RBI game and stole a base at **UAB (3/19)**.
- » Extended her career-long reached-base streak to seven games **vs. North Alabama (2/22)** where she scored twice.
- » Drove in a pair of runs against **Bradley (2/15)** for her first multi-RBI game since 2023 and added a double.
- » Walked, singled and stole a base in the win **vs. No. 13 Texas Tech (2/7)**.
- » Career .989 fielding percentage is currently second in school history.
- » Entered the 2025 season second among active Bulldogs with 97 career starts at MSU and third among all active Bulldogs, including transfers, in career games played.
- » Three-time NFCA All-America Scholar-Athlete and two-time CSC Academic All-District selection.

MULTI-HIT GAMES

	2	3	4	5+	TOTAL
2022	9	--	--	--	9
2023	2	--	--	--	2
2024	2	--	--	--	2
2025	2	--	--	--	2
TOTAL	15	--	--	--	15

MULTI-RBI GAMES

	2	3	4	5+	TOTAL
2022	2	1	--	--	3
2023	1	--	--	--	1
2024	--	--	--	--	0
2025	3	--	--	--	3
TOTAL	6	1	--	--	7

HULL'S GAME-BY-GAME STATS

DATE	OPPONENT	POS	AB	R	H	RBI	2B	3B	HR	BB	SB	CS	HBP	SH	SF	GDP	K	PO	A	E	AVG
Feb. 7	vs. Texas Tech	*1B	2	1	1	0	0	0	0	1	1	0	0	0	0	0	1	6	1	0	.500
Feb. 7	vs. Duke	*1B	2	0	0	0	0	0	0	0	0	0	0	0	0	0	1	5	0	0	.250
Feb. 8	vs. Bethune-Cookman	*1B	3	0	1	0	0	0	0	0	0	0	0	0	0	0	0	5	0	0	.286
Feb. 8	vs. Penn State	*1B	3	0	0	0	0	0	0	0	0	0	0	0	0	0	0	8	0	0	.200
Feb. 9	vs. Nebraska	*1B	2	1	0	0	0	0	0	1	0	0	0	0	0	0	0	6	0	0	.167
Feb. 13	SOUTHERN ILLINOIS	*1B	3	0	0	0	0	0	0	0	0	0	0	0	0	0	0	2	0	0	.133
Feb. 14	NORTH TEXAS	*1B	2	1	1	0	1	0	0	0	0	0	0	0	0	0	0	5	1	0	.176
Feb. 14	BRADLEY	*1B	2	0	0	0	0	0	0	1	2	0	0	0	0	0	0	8	0	0	.158
Feb. 15	BRADLEY	*1B	3	2	2	2	1	0	0	0	0	0	0	0	0	0	0	3	0	0	.227
Feb. 16	GEORGIA TECH	*1B	2	0	1	1	0	0	0	0	0	0	0	0	1	0	1	2	0	0	.250
Feb. 18	SAMFORD	*1B	3	0	1	2	0	0	0	0	0	0	0	0	0	0	0	7	0	0	.239
Feb. 22	vs. Louisiana Tech	*1B	2	1	1	0	0	0	0	0	0	0	0	0	0	0	0	1	0	0	.276
Feb. 22	vs. North Alabama	*1B	2	2	1	0	0	0	0	1	0	0	0	0	0	0	0	6	0	1	.290
Feb. 23	vs. Jacksonville State	*1B	3	0	0	0	0	0	0	0	0	0	0	0	0	0	0	5	0	0	.265
Feb. 23	vs. Miami (Ohio)	*1B	2	1	0	0	0	0	0	1	0	0	1	0	0	0	0	5	0	0	.250
Feb. 26	UAB	*1B	2	0	0	0	0	0	0	0	0	0	0	0	0	0	0	3	0	0	.237
Feb. 28	ALABAMA STATE	*1B	2	1	1	0	0	0	0	0	0	0	0	0	0	0	0	8	0	0	.250
Feb. 28	NEW MEXICO	*1B	2	1	1	0	0	0	0	1	1	0	0	0	0	0	0	9	0	0	.262
Mar. 1	NORTHWESTERN STATE	*1B	2	0	0	0	0	0	0	1	0	0	0	0	0	0	0	5	0	0	.250
Mar. 1	NEW MEXICO	*1B	2	0	0	0	0	0	0	0	0	0	0	0	0	0	0	6	0	0	.239
Mar. 2	NORTHWESTERN STATE	*1B	2	0	1	0	0	0	0	0	0	0	0	0	0	0	0	8	0	0	.250
Mar. 5	LOUISIANA	*1B	2	1	2	0	0	0	0	0	0	0	0	0	0	0	0	5	0	0	.280
Mar. 8	AUBURN*	*1B	2	0	0	0	0	0	0	0	1	0	0	0	0	0	0	4	2	0	.269
Mar. 9	AUBURN*	*1B	2	1	1	0	0	0	0	0	0	0	0	0	0	0	0	4	1	0	.278
Mar. 10	AUBURN*	*1B	3	1	0	0	0	0	0	0	0	0	0	0	0	0	0	4	0	1	.250
Mar. 12	MIDDLE TENNESSEE	*1B	3	0	0	0	0	0	0	0	0	0	0	0	0	0	0	6	1	0	.250
Mar. 14	at Alabama*	*1B	2	0	0	0	0	0	0	0	0	0	0	0	0	0	0	7	0	0	.242
Mar. 14	at Alabama*	*1B	2	1	0	0	0	0	0	0	0	0	0	0	0	0	0	5	1	0	.234
Mar. 16	at Alabama*	*1B	2	1	1	0	0	0	0	0	1	0	0	1	0	0	0	5	0	0	.242
Mar. 19	at UAB	*1B	3	2	1	2	0	0	0	0	1	0	0	0	0	0	1	8	0	0	.246
Mar. 21	at Northwestern	*1B	3	0	0	0	0	0	0	0	0	0	0	0	0	0	1	4	0	0	.236
Mar. 22	at Northwestern	*1B	2	0	0	0	0	0	0	0	0	0	0	0	0	0	0	9	1	1	.230
Mar. 22	at Northwestern	*1B	3	1	1	0	0	1	0	0	0	0	0	0	0	0	0	3	0	0	.234
Mar. 26	at Southern Miss	*1B	1	0	0	0	0	0	0	1	0	0	0	0	0	0	0	5	0	0	.231
Mar. 28	TEXAS*	*1B	2	0	0	0	0	0	0	0	0	0	0	0	0	0	1	8	0	0	.225
Mar. 28	TEXAS*	*1B	2	0	0	0	0	0	0	0	0	0	0	0	0	0	1	7	1	0	.220
Mar. 30	TEXAS*	*1B	2	0	0	0	0	0	0	0	0	0	0	0	0	0	0	4	0	0	.214
Apr. 1	CENTRAL ARKANSAS	*1B	1	1	0	0	0	0	0	1	0	0	0	0	0	0	0	5	0	0	.212
Apr. 4	at Tennessee*	*1B	1	0	0	0	0	0	0	0	0	0	0	0	0	0	0	2	0	0	.209
Apr. 5	at Tennessee*	*1B	3	0	0	1	0	0	0	0	0	0	0	0	0	0	0	3	0	0	.202
Apr. 5	at Tennessee*	*1B	1	0	0	0	0	0	0	0	0	0	0	0	0	0	0	2	0	0	.200
Apr. 11	MISSOURI*	*1B	1	2	0	0	0	0	0	1	0	0	0	0	0	0	0	8	0	0	.198
Apr. 12	MISSOURI*	*1B	2	2	0	0	0	0	0	0	0	0	0	0	0	0	0	7	1	1	.194
Apr. 13	MISSOURI*	*1B	2	1	0	0	0	0	0	0	0	0	0	0	0	0	1	4	0	0	.189
Apr. 18	vs. Oklahoma*																				
Apr. 19	at Oklahoma*																				
Apr. 20	at Oklahoma*																				
Apr. 25	at Kentucky*																				
Apr. 26	at Kentucky*																				
Apr. 27	at Kentucky*																				
May 1	OLE MISS*																				
May 2	OLE MISS*																				
May 3	OLE MISS*																				

	AVG	GP-GS	AB	R	H	2B	3B	HR	RBI	TB	SLG	BB	HBP	SO	GDP	OBP	SF	SH	SB-ATT	PO	A	E	FLD
2022	.241	61-53	145	24	35	6	1	0	17	43	.297	14	3	14	2	.313	4	1	2-2	311	8	4	.988
2023	.225	47-32	80	13	18	2	0	0	3	20	.250	23	0	6	0	.398	0	1	1-1	258	13	1	.996
2024	.333	50-5	30	16	10	1	1	0	2	13	.433	8	1	5	0	.487	0	1	1-1	126	4	2	.985
2025	.189	44-44	95	25	18	2	1	0	8	22	.232	10	1	8	0	.271	1	1	7-7	232	10	4	.984
TOTAL	.231	202-134	350	78	81	11	3	0	30	98	.280	55	5	33	2	.340	5	4	11-11	927	35	11	.989



7

LEXI SOSA P

GRADUATE | R/R | 5-10 // SAN DIEGO, CALIF. (MATER DEI CATHOLIC HS / UCLA)

SEASON HIGHS

At-Bats	4	3x, last, Auburn, 3/10/25
Hits	2	4x, last, at Southern Miss, 3/26/25
Runs Scored	2	6x, last, at Tennessee, 4/5/25
Runs Batted In	6	Georgia Tech, 2/16/25
Doubles	1	5x, last, Texas, 3/30/25
Triples		
Home Runs	2	Georgia Tech, 2/16/25
Walks	2	North Texas, 2/14/25
Stolen Bases		
Putouts	1	Southern Illinois, 2/13/25
Assists	2	at Northwestern, 3/22/25
Hitting Streak	4 gm	2/15/25, Bradley to 2/22/25, Louisiana Tech

CAREER HIGHS

At-Bats	4	3x, last, Auburn, 3/10/25
Hits	2	5x, last, at Southern Miss, 3/26/25
Runs Scored	2	6x, last, at Tennessee, 4/5/25
Runs Batted In	6	Georgia Tech, 2/16/25
Doubles	1	6x, last, Texas, 3/30/25
Triples		
Home Runs	2	Georgia Tech, 2/16/25
Walks	2	North Texas, 2/14/25
Stolen Bases		
Putouts	1	Southern Illinois, 2/13/25
Assists	2	5x, last, at Northwestern, 3/22/25
Hitting Streak	4 gm	2/15/25, Bradley to 2/22/25, Louisiana Tech

NOTEWORTHY

- » Has played in 41 games, making 38 starts between designated player and pitcher.
- » Batting .247 (24-for-97) on the year.
- » Third on the team in slugging percentage (.608), fourth in multi-RBI games (8) and fifth in total RBIs (29).
- » Second on the team in home runs (10).
- » 6-for-17 (.353) in her career as a pinch hitter with three walks and a hit-by-pitch.
- » Homered, walked and scored twice in Game 1 of the doubleheader at **No. 7 Tennessee (4/5)**.
- » Homered against **No. 1 Texas (3/28)** and doubled in the series finale **(3/30)**.
- » Doubled in two runs in a two-hit day at **Southern Miss (3/26)**.
- » Hit her eighth home run of the year against **No. 18 Auburn (3/9)**.
- » Homered against **Louisiana (3/5)** and finished 2-for-2 with three RBIs.
- » Batted .500 at **The Snowman (2/13-16)** while collecting 14 RBIs and posting a 2.111 OPS.
- » Hit her first grand slam along with a two-run home for a career-high six RBIs against **Georgia Tech (2/16)**.
- » Turned in a then-career-high five RBIs against **North Texas (2/14)** along with her first MSU homer.
- » *See pitcher page for additional notes »*

MULTI-HIT GAMES

	2	3	4	5+	TOTAL
2020*	1	--	--	--	1
2021*	--	--	--	--	0
2022*	--	--	--	--	0
2023*	REDSHIRT YEAR				
2024	--	--	--	--	0
2025	4	--	--	--	4
TOTAL	5	--	--	--	5

MULTI-RBI GAMES

	2	3	4	5+	TOTAL
2020*	--	--	1	--	1
2021*	--	--	--	--	0
2022*	--	--	--	--	0
2023*	REDSHIRT YEAR				
2024	1	--	--	--	1
2025	5	1	--	2	8
TOTAL	6	1	1	2	10

SOSA'S GAME-BY-GAME STATS

DATE	OPPONENT	POS	AB	R	H	RBI	2B	3B	HR	BB	SB	CS	HBP	SH	SF	GDP	K	PO	A	E	AVG
Feb. 7	vs. Texas Tech	PH/DP	2	0	1	0	1	0	0	0	0	0	0	0	0	0	1	0	0	0	.500
Feb. 7	vs. Duke	*DP/P	2	0	1	0	0	0	0	0	0	0	0	0	0	0	0	0	0	0	.500
Feb. 8	vs. Bethune-Cookman	*DP	3	0	0	0	0	0	0	0	0	0	0	0	0	0	0	0	0	0	.286
Feb. 8	vs. Penn State	*DP	3	1	1	1	0	0	0	0	0	0	0	0	0	0	0	0	0	0	.300
Feb. 9	vs. Nebraska	*DP	3	0	0	0	0	0	0	0	0	0	0	0	0	1	1	0	0	0	.231
Feb. 13	SOUTHERN ILLINOIS	*DP/P	3	0	1	1	0	0	0	0	0	0	0	0	1	0	0	1	0	0	.250
Feb. 14	NORTH TEXAS	*DP	2	2	2	5	0	0	1	2	0	0	0	0	0	0	0	0	0	0	.333
Feb. 14	BRADLEY	*DP	3	0	0	0	0	0	0	1	0	0	0	0	0	0	0	0	0	0	.286
Feb. 15	BRADLEY	*P	2	1	1	2	0	0	1	1	0	0	0	0	0	0	0	0	1	0	.304
Feb. 16	GEORGIA TECH	*DP	2	2	2	6	0	0	2	1	0	0	0	0	0	0	0	0	0	0	.360
Feb. 18	SAMFORD	*DP	3	1	1	0	1	0	0	1	0	0	0	0	0	0	0	0	0	0	.357
Feb. 22	vs. Louisiana Tech	*DP	2	0	1	0	1	0	0	0	0	0	0	0	0	0	0	0	0	0	.367
Feb. 22	vs. North Alabama	*DP	3	0	0	0	0	0	0	0	0	0	0	0	0	0	0	0	0	0	.333
Feb. 23	vs. Jacksonville State	*DP	3	0	0	0	0	0	0	0	0	0	0	0	0	0	0	0	0	0	.306
Feb. 23	vs. Miami (Ohio)	*DP/P	3	2	1	2	0	0	1	1	0	0	0	0	0	0	1	0	0	0	.308
Feb. 26	UAB	*DP	3	0	1	0	0	0	0	0	0	0	0	0	0	0	2	0	0	0	.310
Feb. 28	ALABAMA STATE	*P	2	0	0	0	0	0	0	1	0	0	0	0	0	0	0	0	0	0	.295
Feb. 28	NEW MEXICO	*DP	4	0	0	0	0	0	0	0	0	0	0	0	0	0	0	0	0	0	.271
Mar. 1	NORTHWESTERN STATE	*DP/P	3	1	1	2	0	0	1	0	0	0	0	0	0	0	0	0	0	0	.275
Mar. 1	NEW MEXICO	*DP/P	1	2	1	1	0	0	0	1	0	0	1	1	0	0	0	0	0	0	.288
Mar. 2	NORTHWESTERN STATE	*DP	2	0	0	0	0	0	0	1	0	0	0	0	0	0	0	0	0	0	.278
Mar. 5	LOUISIANA	*DP	2	2	2	3	0	0	1	0	0	0	0	0	0	0	0	0	0	0	.304
Mar. 8	AUBURN*	*DP	4	0	0	0	0	0	0	0	0	0	0	0	0	0	1	0	0	0	.283
Mar. 9	AUBURN*	*DP	3	1	1	2	0	0	1	0	0	0	0	0	0	0	0	0	0	0	.288
Mar. 10	AUBURN*	*DP/P	4	0	0	0	0	0	0	0	0	0	0	0	0	0	1	0	0	0	.254
Mar. 12	MIDDLE TENNESSEE	*DP	3	0	1	0	0	0	0	0	0	0	0	0	0	1	1	0	0	0	.271
Mar. 14	at Alabama*	*DP	2	0	0	0	0	0	0	1	0	0	0	0	0	0	0	0	0	0	.264
Mar. 14	at Alabama*	*DP/P	2	0	0	0	0	0	0	1	0	0	0	0	0	0	0	0	0	0	.257
Mar. 16	at Alabama*	DNP																			
Mar. 19	at UAB	*DP	0	1	0	0	0	0	0	1	0	0	0	0	0	0	0	0	0	0	.257
Mar. 21	at Northwestern	*DP	3	0	0	0	0	0	0	0	0	0	0	0	0	0	2	0	0	0	.247
Mar. 22	at Northwestern	P	0	0	0	0	0	0	0	0	0	0	0	0	0	0	0	0	2	0	.247
Mar. 22	at Northwestern	DNP																			
Mar. 26	at Southern Miss	*DP	2	0	2	2	1	0	0	0	0	0	0	0	0	0	0	0	0	0	.266
Mar. 28	TEXAS*	*DP	3	0	0	0	0	0	0	0	0	0	0	0	0	0	1	0	0	0	.256
Mar. 28	TEXAS*	*DP/P	2	1	1	1	0	0	1	0	0	0	0	0	0	0	0	0	0	0	.262
Mar. 30	TEXAS*	*DP	2	0	1	0	1	0	0	1	0	0	0	0	0	0	1	0	0	0	.267
Apr. 1	CENTRAL ARKANSAS	*DP	2	0	0	0	0	0	0	1	0	0	0	0	0	0	1	0	0	0	.261
Apr. 4	at Tennessee*	*DP	2	0	0	0	0	0	0	0	0	0	0	0	0	0	1	0	0	0	.256
Apr. 5	at Tennessee*	*DP/P	3	2	1	1	0	0	1	1	0	0	0	0	0	0	1	0	0	0	.258
Apr. 5	at Tennessee*	*DP/P	2	0	0	0	0	0	0	0	0	0	0	0	0	0	1	0	0	0	.253
Apr. 11	MISSOURI*	*DP	2	0	0	0	0	0	0	0	0	0	0	0	0	0	1	0	0	0	.247
Apr. 12	MISSOURI*	P	0	0	0	0	0	0	0	0	0	0	0	0	0	0	0	0	1	0	.247
Apr. 13	MISSOURI*	DNP																			
Apr. 18	vs. Oklahoma*																				
Apr. 19	at Oklahoma*																				
Apr. 20	at Oklahoma*																				
Apr. 25	at Kentucky*																				
Apr. 26	at Kentucky*																				
Apr. 27	at Kentucky*																				
May 1	OLE MISS*																				
May 2	OLE MISS*																				
May 3	OLE MISS*																				

	AVG	GP-GS	AB	R	H	2B	3B	HR	RBI	TB	SLG	BB	HBP	SO	GDP	OBP	SF	SH	SB-ATT	PO	A	E	FLD
2020*	.500	9-7	8	1	4	0	0	1	5	7	.875	1	0	1	0	.556	0	0	0-0	0	3	0	1.000
2021*	.000	8-5	3	0	0	0	0	0	0	0	.000	0	0	1	0	.000	0	0	0-0	0	2	0	1.000
2022*	.333	6-1	3	0	1	0	0	0	1	1	.333	0	0	2	0	.333	0	0	0-0	0	1	0	1.000
2023	-- REDSHIRT YEAR --																						
2024	.231	28-5	13	0	3	1	0	0	3	4	.308	3	2	5	1	.444	0	0	0-0	0	9	2	.818
2025	.247	40-38	97	19	24	5	0	10	29	59	.608	16	1	18	3	.357	1	1	0-0	1	4	0	1.000
TOTAL	.258	91-56	124	20	32	6	0	11	38	71	.573	20	3	27	4	.372	1	1	0-0	1	19	2	.909

*at UCLA



7

LEXI SOSA P

GRADUATE | R/R | 5-10 // SAN DIEGO, CALIF. (MATER DEI CATHOLIC HS / UCLA)

SEASON HIGHS

Innings	5.2	Southern Illinois, 2/13/25
Longest Start	3.2	Bradley, 2/15/25
Shortest Start	1.2	Auburn, 3/10/25
Longest Relief	5.2	Southern Illinois, 2/15/25
Strikeouts	7	Southern Illinois, 2/15/25
Walks	2	2x, last, Alabama State, 2/28/25
Hits	6	2x, last, Bradley, 2/15/25
Runs	4	Missouri, 4/12/25
Earned Runs	3	3x, last, Missouri, 4/12/25
Pitch Count	103	Southern Illinois, 2/13/25
Putouts	1	Southern Illinois, 2/13/25
Assists	2	at Northwestern, 3/22/25

CAREER HIGHS

Innings	6.1	vs. Fresno State, 2/24/24
Longest Start	6.1	vs. Fresno State, 2/24/24
Shortest Start	1.2	Auburn, 3/10/25
Longest Relief	5.2	Southern Illinois, 2/15/25
Strikeouts	7	2x, last, Southern Illinois, 2/15/25
Walks	3	vs. Mount St. Mary's, 2/28/20
Hits Allowed	7	2x, last, vs. Fresno State, 2/24/24
Runs Allowed	4	2x, last, Missouri, 4/12/25
Earned Runs Allowed	4	CSU Bakersfield, 2/8/20
Pitch Count	103	Southern Illinois, 2/13/25
Putouts	1	Southern Illinois, 2/13/25
Assists	2	5x, last, at Northwestern, 3/22/25

NOTEWORTHY

- » Pitching to a 3.29 ERA over 34.0 innings.
- » Has struck out 24 batters.
- » Tossed 4.0 innings across both games of the doubleheader at **No. 7 Tennessee (4/5)**, allowing just one run.
- » Threw the final 0.2 innings of the game against **No. 1 Texas (3/28)**.
- » Tossed 3.0 scoreless innings in relief at **Northwestern (3/22)**.
- » Earned her second save against **Northwestern State (3/1)**.
- » Homered and threw 4.0 scoreless innings **vs. Miami (Ohio) (2/23)** while earning her second career save.
- » Started in the circle against **Bradley (2/15)** and earned the win.
- » Earned the win in relief against **Southern Illinois (2/13)** while recording career highs in pitches (103) and strikeouts (7).
- » Pitched in relief **vs. No. 7 Duke (2/8)**.
- » Boasted a 1.53 ERA last year that would've lead the team if she had the innings to qualify.
- » Walked 0.57 batters per seven innings in 2024, which would've ranked third nationally if she qualified.
- » Career-long scoreless innings streak of 20.0 innings (2021) was the longest of any active Bulldog entering 2025.
- » Threw the 18th perfect game in UCLA history as a freshman in 2020 and tossed three complete-game shutouts.

SOSA'S GAME-BY-GAME STATS

DATE	OPPONENT	GS	DEC.	IP	H	R	ER	BB	SO	2B	3B	HR	WP	HBP	IBB	BF	PC	ERA	PO	A	E
Feb. 7	vs. Texas Tech	DNP																			
Feb. 7	vs. Duke	--		2.1	6	3	3	0	1	0	0	0	0	0	0	13	34	9.00	0	0	0
Feb. 8	vs. Bethune-Cookman	DNP																			
Feb. 8	vs. Penn State	DNP																			
Feb. 9	vs. Nebraska	DNP																			
Feb. 13	SOUTHERN ILLINOIS	W		5.2	3	0	0	0	7	0	0	0	1	0	0	20	103	2.62	1	0	0
Feb. 14	NORTH TEXAS	DNP																			
Feb. 14	BRADLEY	DNP																			
Feb. 15	BRADLEY	*	W	3.2	6	3	3	2	5	2	0	0	0	0	0	18	76	3.60	0	1	0
Feb. 16	GEORGIA TECH	DNP																			
Feb. 18	SAMFORD	DNP																			
Feb. 22	vs. Louisiana Tech	DNP																			
Feb. 22	vs. North Alabama	DNP																			
Feb. 23	vs. Jacksonville State	DNP																			
Feb. 23	vs. Miami (Ohio)	S		4.0	1	0	0	1	3	1	0	0	0	0	1	15	66	2.68	0	0	0
Feb. 26	UAB	DNP																			
Feb. 28	ALABAMA STATE	*	W	3	2	0	2	3	0	0	0	0	0	0	0	15	55	2.25	0	0	0
Feb. 28	NEW MEXICO	DNP																			
Mar. 1	NORTHWESTERN STATE	S		0.2	1	0	0	0	1	1	0	0	0	0	0	3	16	2.17	0	0	0
Mar. 1	NEW MEXICO	--		1.0	4	2	2	1	0	0	1	0	0	0	0	8	28	2.75	0	0	0
Mar. 2	NORTHWESTERN STATE	DNP																			
Mar. 5	LOUISIANA	DNP																			
Mar. 8	AUBURN*	DNP																			
Mar. 9	AUBURN*	DNP																			
Mar. 10	AUBURN*	*	--	1.2	4	2	2	0	0	0	0	0	1	0	0	9	32	3.55	0	0	0
Mar. 12	MIDDLE TENNESSEE	DNP																			
Mar. 14	at Alabama*	DNP																			
Mar. 14	at Alabama*	--		2.1	3	2	2	0	1	0	0	1	0	0	0	10	33	3.25	0	0	0
Mar. 16	at Alabama*	DNP																			
Mar. 19	at UAB	DNP																			
Mar. 21	at Northwestern	DNP																			
Mar. 22	at Northwestern	--		3.0	2	0	0	1	2	0	0	0	0	0	0	13	41	3.07	0	2	0
Mar. 22	at Northwestern	DNP																			
Mar. 26	at Southern Miss	DNP																			
Mar. 28	TEXAS*	DNP																			
Mar. 28	TEXAS*	--		0.2	1	0	0	0	0	0	0	0	0	0	0	3	19	3.00	0	0	0
Mar. 30	TEXAS*	DNP																			
Apr. 1	CENTRAL ARKANSAS	DNP																			
Apr. 4	at Tennessee*	DNP																			
Apr. 5	at Tennessee*	--		2.0	3	0	0	0	0	0	0	0	0	0	0	9	31	2.80	0	0	0
Apr. 6	at Tennessee*	--		2.0	1	1	1	1	1	0	0	1	0	0	0	7	28	2.84	0	0	0
Apr. 11	MISSOURI*	DNP																			
Apr. 12	MISSOURI*	L		2.0	4	4	3	0	0	1	0	0	0	1	0	10	27	3.29	0	1	0
Apr. 13	MISSOURI*	DNP																			
Apr. 18	vs. Oklahoma*																				
Apr. 19	at Oklahoma*																				
Apr. 20	at Oklahoma*																				
Apr. 25	at Kentucky*																				
Apr. 26	at Kentucky*																				
Apr. 27	at Kentucky*																				
May 1	OLE MISS*																				
May 2	OLE MISS*																				
May 3	OLE MISS*																				

STANDOUT GAMES

	2025	CAREER
5+ Strikeouts	2	6
10+ Strikeouts	--	0
2-run or less CG	--	3

STREAKS

	ACTIVE	CAREER
Wins	--	4
Scoreless Innings	--	20.0

	ERA	W-L	APP	GS	CG	SHD	SV	IP	H	R	ER	BB	SO	2B	3B	HR	BF	B/AVG	WP	HP	PO	A	E	FLD
2020*	1.50	4-0	9	7	3	3	0	28.0	22	6	6	9	29	3	0	1	116	.210	0	2	0	3	0	1.000
2021*	2.33	2-0	7	5	0	0	0	15.0	9	5	5	8	11	1	0	1	64	.173	2	3	0	2	0	1.000
2022*	0.00	0-0	3	1	0	0	1	5.2	3	0	0	4	3	2	0	0	25	.150	0	1	0	1	0	1.000
2023*	-- REDSHIRT YEAR --																							
2024	1.53	3-1	12	5	0	0	0	36.2	32	10	8	3	18	5	1	4	146	.232	1	1	0	9	2	.818
2025	3.29	3-1	14	3	0	0	2	34.0	42	19	16	8	24	5	1	2	153	.300	2	2	1	4	0	1.000
TOTAL	2.05	12-2	45	21	3	3	3	119.1	108	40	35	32	85	16	2	8	504	.237	5	9	1	19	2	.909

* at UCLA



9

KIARRA SELLS UTL

JUNIOR | R/R | 5-6 // JASPER, TEXAS (JASPER HS)

SEASON HIGHS

At-Bats	4	6x, last, at Northwestern, 3/21/25
Hits	2	6x, last, Missouri, 4/13/25
Runs Scored	2	9x, last, Missouri, 4/13/25
Runs Batted In	4	2x, last, Missouri, 4/13/25
Doubles	1	6x, last, at Southern Miss, 3/26/25
triples		
Home Runs	2	Missouri, 4/13/25
Walks	3	Southern Illinois, 2/13/25
Stolen Bases	1	5x, last, at UAB, 3/19/25
Putouts	4	at Northwestern, 3/22/25
Assists	1	3x, last, Missouri, 4/13/25
Hitting Streak	11 gm	2/7/25, vs. Texas Tech to 2/18/25 Samford

CAREER HIGHS

At-Bats	4	6x, last, at Northwestern, 3/21/25
Hits	2	6x, last, Missouri, 4/13/25
Runs Scored	2	9x, last, Missouri, 4/13/25
Runs Batted In	4	2x, last, Missouri, 4/13/25
Doubles	1	6x, last, at Southern Miss, 3/26/25
triples		
Home Runs	2	Missouri, 4/13/25
Walks	3	Southern Illinois, 2/13/25
Stolen Bases	1	5x, last, at UAB, 3/19/25
Putouts	4	at Northwestern, 3/22/25
Assists	2	vs. Tulsa, 2/24/23
Hitting Streak	11 gm	2/7/25, vs. Texas Tech to 2/18/25 Samford

NOTEWORTHY

- » Has played in all 44 games, starting 43 games in right field.
- » Batting .321 (36-for-112) on the year.
- » Second in on-base (.462) and slugging percentage (.670) and leads the team in home runs (11).
- » Third on the team in total bases (75).
- » Ranks third nationally with 15 hit-by-pitches.
- » Hit two home runs driving in four RBIs against the series finale with **Missouri (4/13)**.
- » Hit a two-run homer in a three-RBI day against the **Tigers (4/11)**.
- » Was hit by a pitch for the 14th time this year at **No. 7 Tennessee (4/5)** and scored.
- » Doubled and was hit by a pitch at **Southern Miss (3/36)**.
- » Hit her first career grand slam in Game 2 at **Northwestern (3/22)**.
- » Became the 12th member of the roof club at **Northwestern (3/22)** with her homer onto the Welsh-Ryan center in Game 1 of the doubleheader.
- » Was hit by a pitch twice, walked and stole a base at **UAB (3/19)**.
- » Went 2-for-4 with a double, an RBI and stolen base and scored the tying run in the comeback win against **No. 18 Auburn (3/8)**.
- » Recorded three home runs in the **Bulldog Invitational (2/28-3/2)**.
- » Launched a go-ahead three-run homer vs. **Miami (Ohio) (2/23)**.
- » Stole a base and recorded her first career outfield assist against **Bradley (2/15)**.
- » Hit her first career homer, a two-run shot, against the **Braves (2/14)**.
- » Recorded her first career multi-RBI game with a double against **North Texas (2/14)**.
- » Played in the Lonestar State Collegiate League this summer where she was named an all-star.
- » Led the LSCL with 15 homers, which led all four American Collegiate Summer Leagues, and was second in RBIs (42), which was second nationally.
- » Older sister of fellow Bulldog Kalani Sells.

MULTI-HIT GAMES

	2	3	4	5+	TOTAL
2023	--	--	--	--	0
2024	--	--	--	--	0
2025	6	--	--	--	6
TOTAL	6	--	--	--	6

MULTI-RBI GAMES

	2	3	4	5+	TOTAL
2023	--	--	--	--	0
2024	--	--	--	--	0
2025	5	2	2	--	9
TOTAL	5	2	2	--	9

SELLS' GAME-BY-GAME STATS

DATE	OPPONENT	POS	AB	R	H	RBI	2B	3B	HR	BB	SB	CS	HBP	SH	SF	GDP	K	PO	A	E	AVG
Feb. 7	vs. Texas Tech	*RF	3	1	1	1	0	0	0	0	0	0	0	0	0	0	0	1	0	0	.333
Feb. 7	vs. Duke	*RF	2	0	1	0	1	0	0	0	0	0	0	0	0	0	0	1	0	0	.400
Feb. 8	vs. Bethune-Cookman	*RF	2	0	1	1	0	0	0	0	0	0	2	0	0	0	0	0	0	0	.429
Feb. 8	vs. Penn State	*RF	2	1	1	0	0	0	0	2	0	0	0	0	0	0	0	0	0	0	.444
Feb. 9	vs. Nebraska	*RF	3	0	1	0	0	0	0	0	0	0	0	0	0	0	0	2	0	0	.417
Feb. 13	SOUTHERN ILLINOIS	*RF	1	2	1	1	0	0	3	1	0	0	0	0	0	0	0	1	0	0	.462
Feb. 14	NORTH TEXAS	*RF	3	2	1	2	1	0	1	0	0	0	0	0	0	0	0	1	0	0	.438
Feb. 14	BRADLEY	*RF	3	1	1	2	0	0	1	1	0	0	0	0	0	0	0	0	0	0	.421
Feb. 15	BRADLEY	*RF	2	1	1	0	0	0	0	0	1	0	1	0	0	0	0	0	1	0	.429
Feb. 16	GEORGIA TECH	*RF	2	2	1	1	1	0	0	1	0	0	1	0	0	0	1	1	0	0	.435
Feb. 18	SAMFORD	*RF	4	0	1	0	0	0	0	0	0	0	0	0	0	0	0	0	0	0	.407
Feb. 22	vs. Louisiana Tech	*RF	2	0	0	0	0	0	0	0	0	0	0	0	0	0	0	0	0	0	.379
Feb. 22	vs. North Alabama	*RF	4	0	1	1	0	0	0	0	0	0	0	0	0	0	1	0	1	0	.364
Feb. 23	vs. Jacksonville State	*RF	3	0	0	0	0	0	0	0	0	0	0	0	0	0	1	0	0	0	.333
Feb. 23	vs. Miami (Ohio)	*RF	3	1	1	3	0	0	1	1	0	0	0	0	0	0	0	2	0	0	.333
Feb. 26	UAB	*RF	3	2	2	2	0	0	1	0	0	0	0	0	0	0	0	1	0	0	.357
Feb. 28	ALABAMA STATE	*RF	3	1	1	2	0	0	1	1	0	0	0	0	0	0	0	0	0	1	.356
Feb. 28	NEW MEXICO	*RF	4	1	1	2	0	0	1	0	0	0	0	0	0	0	2	1	0	0	.347
Mar. 1	NORTHWESTERN STATE	*RF	2	0	0	0	0	0	0	0	0	0	1	0	0	0	0	3	0	0	.333
Mar. 1	NEW MEXICO	*RF	3	2	2	1	0	0	1	0	0	0	1	0	0	0	0	2	0	0	.352
Mar. 2	NORTHWESTERN STATE	*RF	2	0	0	0	0	0	0	0	0	0	1	0	0	0	0	0	0	0	.339
Mar. 5	LOUISIANA	*RF	3	2	2	1	1	0	0	0	0	0	0	0	0	0	0	0	0	0	.356
Mar. 8	AUBURN*	*RF	4	1	2	1	1	0	0	0	1	0	0	0	0	0	0	2	0	0	.365
Mar. 9	AUBURN*	*RF	3	1	1	1	0	0	0	0	0	0	1	0	0	0	0	0	0	0	.364
Mar. 10	AUBURN*	*RF	3	0	1	0	0	0	0	1	0	0	0	0	0	0	1	2	0	0	.362
Mar. 12	MIDDLE TENNESSEE	*RF	3	0	1	0	0	0	0	0	0	0	0	0	0	0	1	0	0	0	.361
Mar. 14	at Alabama*	*RF	4	1	1	0	0	0	0	0	0	0	0	0	0	0	1	3	0	0	.355
Mar. 14	at Alabama*	*RF	2	0	0	0	0	0	0	2	1	0	0	0	0	0	1	1	0	0	.246
Mar. 16	at Alabama*	*RF	1	0	0	0	0	0	0	1	0	0	0	0	0	0	1	0	0	0	.342
Mar. 19	at UAB	*RF	1	1	0	0	0	0	0	1	1	0	2	0	0	0	1	1	0	0	.338
Mar. 21	at Northwestern	*RF	4	1	0	0	0	0	0	0	0	0	0	0	0	0	0	1	0	0	.321
Mar. 22	at Northwestern	*RF	2	1	1	1	0	0	1	0	0	0	1	0	0	0	0	1	0	0	.326
Mar. 22	at Northwestern	*RF/LF	3	1	2	4	0	0	1	1	0	0	0	0	0	0	1	4	0	0	.337
Mar. 26	at Southern Miss	*RF	2	2	1	1	1	0	0	0	0	0	1	0	0	0	0	1	0	0	.341
Mar. 28	TEXAS*	*RF	3	0	1	0	0	0	0	0	0	0	0	0	0	0	1	0	0	0	.340
Mar. 28	TEXAS*	*RF	2	0	0	1	0	0	0	0	0	0	0	0	1	0	0	0	0	0	.333
Mar. 30	TEXAS*	*RF	3	0	0	0	0	0	0	0	0	0	0	0	0	0	2	0	0	0	.323
Apr. 1	CENTRAL ARKANSAS	*RF	2	2	1	0	0	0	0	0	0	0	1	0	0	0	0	0	0	0	.327
Apr. 4	at Tennessee*	RF	0	0	0	0	0	0	0	0	0	0	0	0	0	0	0	0	0	0	.327
Apr. 5	at Tennessee*	*RF	2	1	0	0	0	0	0	0	0	0	1	0	0	0	0	1	0	0	.320
Apr. 5	at Tennessee*	*RF	1	0	0	0	0	0	0	0	0	0	0	0	0	0	0	1	0	0	.317
Apr. 11	MISSOURI*	*RF	2	1	1	3	0	0	1	0	0	0	0	0	1	0	0	0	0	0	.321
Apr. 12	MISSOURI*	*RF	3	0	0	0	0	0	0	0	0	0	1	0	0	0	1	1	0	0	.312
Apr. 13	MISSOURI*	*RF	3	2	2	4	0	0	2	0	0	0	0	0	0	0	1	2	1	0	.321
Apr. 18	vs. Oklahoma*																				
Apr. 19	at Oklahoma*																				
Apr. 20	at Oklahoma*																				
Apr. 25	at Kentucky*																				
Apr. 26	at Kentucky*																				
Apr. 27	at Kentucky*																				
May 1	OLE MISS*																				
May 2	OLE MISS*																				
May 3	OLE MISS*																				

	AVG	GP-GS	AB	R	H	2B	3B	HR	RBI	TB	SLG	BB	HBP	SO	GDP	OBP	SF	SH	SB-ATT	PO	A	E	FLD
2023	.000	22-0	4	4	0	0	0	0	1	0	.000	1	3	3	0	.444	1	0	1-2	1	3	0	1.000
2024	.000	33-0	6	13	0	0	0	0	0	0	.000	1	1	1	0	.250	0	0	1-1	2	0	0	1.000
2025	.321	44-43	112	34	36	6	0	11	36	75	.670	16	15	17	0	.462	2	0	5-5	37	3	1	.976
TOTAL	.295	99-43	122	51	36	6	0	11	37	75	.615	18	19	21	0	.451	3	0	7-8	40	6	1	.979



10

NADIA BARBARY INF
JUNIOR | R/R | 5-7 // DOUGLASVILLE, GA. (CHAPEL HILL HS)

SEASON HIGHS

At-Bats	4	18x, last, Missouri, 4/13/25
Hits	4	at Northwestern, 3/21/25
Runs Scored	3	at Northwestern, 2/22/25
Runs Batted In	4	2x, last, Auburn, 3/10/25
Doubles	1	9x, last, Missouri, 4/12/25
Triples	1	at Northwestern, 3/21/25
Home Runs	2	New Mexico, 3/1/25
Walks	2	New Mexico, 2/28/25
Stolen Bases	1	2x, last, Northwestern State, 3/2/25
Putouts	3	3x, last, at Tennessee, 4/5/25
Assists	5	2x, last, Northwestern State, 3/1/25
Hitting Streak	8 gm	2/22/25, vs North Alabama to 3/1/25, New Mexico

CAREER HIGHS

At-Bats	5	3x, last, at South Carolina, 4/5/24
Hits	4	at Northwestern, 3/21/25
Runs Scored	3	2x, last, at Northwestern, 2/22/25
Runs Batted In	4	2x, last, Auburn, 3/10/25
Doubles	2	at South Carolina, 4/5/24
Triples	1	at Northwestern, 3/21/25
Home Runs	2	New Mexico, 3/1/25
Walks	3	3x, last, Troy, 3/1/24
Stolen Bases	1	4x, last, Northwestern State, 3/2/25
Putouts	5	Alabama, 4/15/23
Assists	6	at Missouri, 4/28/24
Hitting Streak	8 gm	2/22/25, vs North Alabama to 3/1/25, New Mexico

NOTEWORTHY

- » Has played in all 44 games, starting 43 at third base.
- » Batting .357 (50-for-140), which is second on the team.
- » Also second on the team in hits, total bases (85), multi-hit games (14) and assists (62).
- » Third on the team in runs (33), RBIs (34) and home runs (8).
- » Fourth on the team in slugging (.607) and fifth in on-base percentage (.413).
- » Doubled and drove in a run in each of the first two games of the series with **Missouri (4/11-13)**.
- » Hit her eighth homer in a multi-hit and multi-RBI game at **No. 7 Tennessee (4/5)**.
- » Collected two hits in the series finale with **No. 1 Texas (3/30)**.
- » Drove in the tying run against the **Longhorns (3/28)** that led to a walk-off, comeback victory.
- » Homered in her 12th multi-hit game of the year at **Southern Miss (3/26)**.
- » Doubled in a two-hit day at **Northwestern (3/22)** with two RBIs and three runs scored.
- » Went 4-for-4 against the **Wildcats (3/21)** and was a home run shy of the cycle.
- » Drove in the winning run to clinch the series at **No. 25 Alabama (3/16)**.
- » Hit the game-winning grand slam to secure a sweep of **No. 18 Auburn (3/10)**.
- » Hit multiple homers against **New Mexico (3/1)** for the first time in her career.
- » Collected a season-high four RBIs with a double and a homer against **Alabama State (2/28)**.
- » Ranked 35th nationally last year with 17 doubles, which was third in the SEC and broke the State sophomore record while ranking fifth in MSU single-season history.
- » Led the SEC with 11 doubles in conference games, which was a school record.

MULTI-HIT GAMES

	2	3	4	5+	TOTAL
2023	6	--	--	--	6
2024	11	2	--	--	13
2025	13	--	1	--	14
TOTAL	31	2	1	--	33

MULTI-RBI GAMES

	2	3	4	5+	TOTAL
2023	4	--	--	--	4
2024	6	1	1	1	9
2025	5	1	2	--	8
TOTAL	15	2	3	1	21

BARBARY'S GAME-BY-GAME STATS

DATE	OPPONENT	POS	AB	R	H	RBI	2B	3B	HR	BB	SB	CS	HBP	SH	SF	GDP	K	PO	A	E	AVG
Feb. 7	vs. Texas Tech	*3B	3	0	0	0	0	0	0	0	0	0	0	0	0	0	1	1	1	0	.000
Feb. 7	vs. Duke	*3B	2	0	1	0	0	0	0	0	0	0	0	0	0	0	0	0	2	0	.200
Feb. 8	vs. Bethune-Cookman	*3B	4	0	1	0	1	0	0	0	0	0	0	0	0	0	0	0	3	2	.222
Feb. 8	vs. Penn State	*3B	4	1	1	1	0	0	0	0	0	0	0	0	0	0	0	0	2	0	.231
Feb. 9	vs. Nebraska	*3B	3	0	0	0	0	0	0	0	0	0	0	0	0	0	1	1	0	0	.188
Feb. 13	SOUTHERN ILLINOIS	*3B	4	2	2	1	0	0	1	0	0	0	0	0	0	0	0	0	1	0	.250
Feb. 14	NORTH TEXAS	*3B	4	2	1	1	0	0	0	0	0	0	0	0	0	0	1	1	1	1	.250
Feb. 14	BRADLEY	*3B	3	1	1	0	0	0	0	1	1	0	0	0	0	0	0	1	5	1	.259
Feb. 15	BRADLEY	*3B	2	2	1	0	0	0	0	1	0	0	0	0	0	0	0	3	0	0	.276
Feb. 16	GEORGIA TECH	*3B	4	1	1	0	0	0	0	0	0	0	0	0	0	0	0	0	0	0	.273
Feb. 18	SAMFORD	*3B	3	0	0	0	0	0	0	0	0	0	0	0	0	0	0	2	1	0	.250
Feb. 22	vs. Louisiana Tech	*3B	3	0	0	0	0	0	0	0	0	0	0	0	0	0	1	1	0	0	.231
Feb. 22	vs. North Alabama	*3B	4	0	2	2	1	0	0	0	0	0	0	0	0	0	0	1	3	0	.256
Feb. 23	vs. Jacksonville State	PH/3B	2	0	1	0	0	0	0	0	0	0	0	0	0	0	0	0	0	0	.267
Feb. 23	vs. Miami (Ohio)	*3B	4	1	2	0	0	0	0	0	0	0	0	0	0	0	0	3	0	0	.286
Feb. 26	UAB	*3B	2	1	1	1	0	0	1	1	0	0	0	0	0	0	0	1	2	0	.294
Feb. 28	ALABAMA STATE	*3B	3	2	2	4	1	0	1	1	0	0	0	0	0	0	0	1	1	0	.315
Feb. 28	NEW MEXICO	*3B	2	0	1	0	0	0	0	2	0	0	0	0	0	0	0	1	0	0	.321
Mar. 1	NORTHWESTERN STATE	*3B	3	1	2	0	1	0	0	0	0	0	0	0	0	0	0	2	5	0	.339
Mar. 1	NEW MEXICO	*3B	4	2	2	3	0	0	2	0	0	0	0	0	0	0	0	2	3	0	.349
Mar. 2	NORTHWESTERN STATE	*3B	2	0	0	0	0	0	0	1	1	0	0	0	0	0	1	0	3	0	.338
Mar. 5	LOUISIANA	*3B	2	2	1	0	0	0	0	1	0	0	0	0	0	0	0	0	3	0	.343
Mar. 8	AUBURN*	*3B	3	0	0	0	0	0	0	0	0	0	0	1	0	0	0	0	0	0	.329
Mar. 9	AUBURN*	*3B	3	1	1	0	1	0	0	1	0	0	0	0	0	0	0	2	1	0	.329
Mar. 10	AUBURN*	*3B	4	1	2	4	0	0	1	0	0	0	0	0	0	0	0	2	3	0	.346
Mar. 12	MIDDLE TENNESSEE	*3B	3	0	0	0	0	0	0	0	0	0	0	0	0	0	0	2	2	0	.325
Mar. 14	at Alabama*	*3B	4	0	2	1	0	0	0	0	0	0	0	0	0	0	0	1	1	0	.333
Mar. 14	at Alabama*	*3B	4	0	1	1	0	0	0	0	0	0	0	0	0	0	0	1	1	0	.330
Mar. 16	at Alabama*	*3B	3	1	1	1	0	0	0	1	0	0	0	0	0	0	0	1	1	0	.330
Mar. 19	at UAB	*3B	4	1	2	1	0	0	0	1	0	0	0	0	0	0	0	2	2	1	.337
Mar. 21	at Northwestern	*3B	4	2	4	2	1	1	0	0	0	0	0	0	0	0	0	0	1	0	.364
Mar. 22	at Northwestern	*3B	3	0	0	0	0	0	0	0	0	0	0	0	0	0	0	0	0	0	.353
Mar. 22	at Northwestern	*3B	3	3	2	2	1	0	0	1	0	0	0	0	0	0	0	0	0	0	.362
Mar. 26	at Southern Miss	*3B	3	2	2	2	0	0	1	0	0	0	0	0	0	0	0	1	0	0	.370
Mar. 28	TEXAS*	*3B	3	0	1	1	0	0	0	0	0	0	0	0	0	0	1	0	4	0	.369
Mar. 28	TEXAS*	*3B	4	0	1	0	0	0	0	0	0	0	0	0	0	0	1	0	2	0	.365
Mar. 30	TEXAS*	*3B	4	0	2	0	0	0	0	0	0	0	0	0	0	0	0	1	0	0	.370
Apr. 1	CENTRAL ARKANSAS	*3B	2	2	0	1	0	0	0	1	0	0	0	0	1	0	0	0	0	0	.364
Apr. 4	at Tennessee*	*3B	2	0	1	0	0	0	0	0	0	0	0	0	0	0	0	2	1	0	.366
Apr. 5	at Tennessee*	*3B	3	2	2	2	0	0	1	1	0	0	0	0	0	0	1	3	2	0	.373
Apr. 5	at Tennessee*	*3B	2	0	0	0	0	0	0	0	0	0	0	0	0	0	0	1	1	1	.367
Apr. 11	MISSOURI*	*3B	4	0	1	1	1	0	0	0	0	0	0	0	0	0	0	0	3	0	.364
Apr. 12	MISSOURI*	*3B	4	0	1	1	1	0	0	0	0	0	0	0	0	0	2	1	1	0	.360
Apr. 13	MISSOURI*	*3B	4	0	1	1	0	0	0	0	0	0	0	0	0	0	2	1	0	0	.357
Apr. 18	vs. Oklahoma*																				
Apr. 19	at Oklahoma*																				
Apr. 20	at Oklahoma*																				
Apr. 25	at Kentucky*																				
Apr. 26	at Kentucky*																				
Apr. 27	at Kentucky*																				
May 1	OLE MISS*																				
May 2	OLE MISS*																				
May 3	OLE MISS*																				

	AVG	GP-GS	AB	R	H	2B	3B	HR	RBI	TB	SLG	BB	HBP	SO	GDP	OBP	SF	SH	SB-ATT	PO	A	E	FLD
2023	.236	47-43	123	17	29	5	0	4	15	46	.374	8	1	17	1	.286	1	4	1-1	42	65	9	.922
2024	.291	54-54	165	36	48	17	0	4	38	77	.467	18	3	24	0	.369	1	3	1-1	45	100	10	.935
2025	.357	44-43	140	33	50	9	1	8	34	85	.607	14	0	12	0	.413	1	1	2-2	43	62	6	.946
TOTAL	.297	145-140	428	86	127	31	1	16	87	208	.486	40	4	53	1	.360	3	8	4-4	130	227	25	.935



11

ABIGAIL STEVENS P

FRESHMAN | 6-0 | R/R // BRAXTON, MISS. (EAST RANKIN ACADEMY)

SEASON HIGHS

At-Bats
Hits
Runs Scored
Runs Batted In
Doubles
Triples
Home Runs
Walks
Stolen Bases
Putouts
Assists
Hitting Streak

CAREER HIGHS

At-Bats
Hits
Runs Scored
Runs Batted In
Doubles
Triples
Home Runs
Walks
Stolen Bases
Putouts
Assists
Hitting Streak

NOTEWORTHY

- » Batted .429 in fall ball this year.
- » Led East Rankin Academy to North State Championships in 2022 and 2023, the program's first in school history.

STEVENS' GAME-BY-GAME STATS

DATE	OPPONENT	POS	AB	R	H	RBI	2B	3B	HR	BB	SB	CS	HBP	SH	SF	GDP	K	PO	A	E	AVG
Feb. 7	vs. Texas Tech		DNP																		
Feb. 7	vs. Duke		DNP																		
Feb. 8	vs. Bethune-Cookman		DNP																		
Feb. 8	vs. Penn State		DNP																		
Feb. 9	vs. Nebraska		DNP																		
Feb. 13	SOUTHERN ILLINOIS		DNP																		
Feb. 14	NORTH TEXAS		DNP																		
Feb. 14	BRADLEY		DNP																		
Feb. 15	BRADLEY		DNP																		
Feb. 16	GEORGIA TECH		DNP																		
Feb. 18	SAMFORD		DNP																		
Feb. 22	vs. Louisiana Tech		DNP																		
Feb. 22	vs. North Alabama		DNP																		
Feb. 23	vs. Jacksonville State		DNP																		
Feb. 23	vs. Miami (Ohio)		DNP																		
Feb. 26	UAB		DNP																		
Feb. 28	ALABAMA STATE		DNP																		
Feb. 28	NEW MEXICO		DNP																		
Mar. 1	NORTHWESTERN STATE		DNP																		
Mar. 1	NEW MEXICO		DNP																		
Mar. 2	NORTHWESTERN STATE		DNP																		
Mar. 5	LOUISIANA		DNP																		
Mar. 8	AUBURN*		DNP																		
Mar. 9	AUBURN*		DNP																		
Mar. 10	AUBURN*		DNP																		
Mar. 12	MIDDLE TENNESSEE		DNP																		
Mar. 14	at Alabama*		DNP																		
Mar. 14	at Alabama*		DNP																		
Mar. 16	at Alabama*		DNP																		
Mar. 19	at UAB		DNP																		
Mar. 21	at Northwestern		DNP																		
Mar. 22	at Northwestern		DNP																		
Mar. 22	at Northwestern		DNP																		
Mar. 26	at Southern Miss		DNP																		
Mar. 28	TEXAS*		DNP																		
Mar. 28	TEXAS*		DNP																		
Mar. 30	TEXAS*		DNP																		
Apr. 1	CENTRAL ARKANSAS		DNP																		
Apr. 4	at Tennessee*		DNP																		
Apr. 5	at Tennessee*		DNP																		
Apr. 5	at Tennessee*		DNP																		
Apr. 11	MISSOURI*		DNP																		
Apr. 12	MISSOURI*		DNP																		
Apr. 13	MISSOURI*		DNP																		
Apr. 18	vs. Oklahoma*																				
Apr. 19	at Oklahoma*																				
Apr. 20	at Oklahoma*																				
Apr. 25	at Kentucky*																				
Apr. 26	at Kentucky*																				
Apr. 27	at Kentucky*																				
May 1	OLE MISS*																				
May 2	OLE MISS*																				
May 3	OLE MISS*																				

MULTI-HIT GAMES

	2	3	4	5+	TOTAL
2025	--	--	--	--	0
TOTAL	--	--	--	--	0

MULTI-RBI GAMES

	2	3	4	5+	TOTAL
2025	--	--	--	--	0
TOTAL	--	--	--	--	0

	AVG	GP-GS	AB	R	H	2B	3B	HR	RBI	TB	SLG	BB	HBP	SO	GDP	OBP	SF	SH	SB-ATT	PO	A	E	FLD
2025	--	0-0	0	0	0	0	0	0	0	0	--	0	0	0	0	--	0	0	0-0	0	0	0	--
TOTAL	--	0-0	0	0	0	0	0	0	0	0	--	0	0	0	0	--	0	0	0-0	0	0	0	--



11

ABIGAIL STEVENS

P

FRESHMAN | 6-0 | R/R // BRAXTON, MISS. (EAST RANKIN ACADEMY)

SEASON HIGHS

Innings
Longest Start
Shortest Start
Longest Relief
Strikeouts
Walks
Hits
Runs
Earned Runs
Pitch Count
Putouts
Assists

CAREER HIGHS

Innings
Longest Start
Shortest Start
Longest Relief
Strikeouts
Walks
Hits
Runs
Earned Runs
Pitch Count
Putouts
Assists

NOTEWORTHY

» Made five appearances in the circle in fall ball, recording nine strikeouts in 8.0 innings.

STEVENS' GAME-BY-GAME STATS

DATE	OPPONENT	GS	DEC.	IP	H	R	ER	BB	SO	2B	3B	HR	WP	HBP	IBB	BF	PC	ERA	PO	A	E
Feb. 7	vs. Texas Tech		DNP																		
Feb. 7	vs. Duke		DNP																		
Feb. 8	vs. Bethune-Cookman		DNP																		
Feb. 8	vs. Penn State		DNP																		
Feb. 9	vs. Nebraska		DNP																		
Feb. 13	SOUTHERN ILLINOIS		DNP																		
Feb. 14	NORTH TEXAS		DNP																		
Feb. 14	BRADLEY		DNP																		
Feb. 15	BRADLEY		DNP																		
Feb. 16	GEORGIA TECH		DNP																		
Feb. 18	SAMFORD		DNP																		
Feb. 22	vs. Louisiana Tech		DNP																		
Feb. 22	vs. North Alabama		DNP																		
Feb. 23	vs. Jacksonville State		DNP																		
Feb. 23	vs. Miami (Ohio)		DNP																		
Feb. 26	UAB		DNP																		
Feb. 28	ALABAMA STATE		DNP																		
Feb. 28	NEW MEXICO		DNP																		
Mar. 1	NORTHWESTERN STATE		DNP																		
Mar. 1	NEW MEXICO		DNP																		
Mar. 2	NORTHWESTERN STATE		DNP																		
Mar. 5	LOUISIANA		DNP																		
Mar. 8	AUBURN*		DNP																		
Mar. 9	AUBURN*		DNP																		
Mar. 10	AUBURN*		DNP																		
Mar. 12	MIDDLE TENNESSEE		DNP																		
Mar. 14	at Alabama*		DNP																		
Mar. 14	at Alabama*		DNP																		
Mar. 16	at Alabama*		DNP																		
Mar. 19	at UAB		DNP																		
Mar. 21	at Northwestern		DNP																		
Mar. 22	at Northwestern		DNP																		
Mar. 22	at Northwestern		DNP																		
Mar. 26	at Southern Miss		DNP																		
Mar. 28	TEXAS*		DNP																		
Mar. 28	TEXAS*		DNP																		
Mar. 30	TEXAS*		DNP																		
Apr. 1	CENTRAL ARKANSAS		DNP																		
Apr. 4	at Tennessee*		DNP																		
Apr. 5	at Tennessee*		DNP																		
Apr. 5	at Tennessee*		DNP																		
Apr. 11	MISSOURI*		DNP																		
Apr. 12	MISSOURI*		DNP																		
Apr. 13	MISSOURI*		DNP																		
Apr. 18	vs. Oklahoma*																				
Apr. 19	at Oklahoma*																				
Apr. 20	at Oklahoma*																				
Apr. 25	at Kentucky*																				
Apr. 26	at Kentucky*																				
Apr. 27	at Kentucky*																				
May 1	OLE MISS*																				
May 2	OLE MISS*																				
May 3	OLE MISS*																				

STANDOUT GAMES

	2025	CAREER
5+ Strikeouts	--	--
10+ Strikeouts	--	--
2-run or less CG	--	--

STREAKS

	ACTIVE	CAREER
Wins	--	--
Scoreless Innings	--	--

	ERA	W-L	APP	GS	CG	SHO	SV	IP	H	R	ER	BB	SO	2B	3B	HR	BF	B/AVG	WP	HP	PO	A	E	FLD
2025	--	0-0	0	0	0	0	0	0.0	0	0	0	0	0	0	0	0	0	--	0	0	0	0	0	--
TOTAL	--	0-0	0	0	0	0	0	0.0	0	0	0	0	0	0	0	0	0	--	0	0	0	0	0	--



12

PAIGE ERNSTES C/INF

FRESHMAN | 5-6 | R/R // NEW PALESTINE, IND. (NEW PALESTINE HS)

SEASON HIGHS

At-Bats	4	at Alabama, 3/16/25
Hits	2	Bradley, 2/15/25
Runs Scored	1	4x, last, New Mexico, 3/1/25
Runs Batted In	3	North Texas, 2/14/25
Doubles	1	3x, last, Texas, 3/28/25
triples		
Home Runs	1	2x, last, New Mexico, 3/1/25
Walks	1	8x, last, Missouri, 4/13/25
Stolen Bases		
Putouts		
Assists		
Hitting Streak	2 gm	3x, last, 3/14/25, at Alabama to 3/14/25 at Alabama

CAREER HIGHS

At-Bats	4	at Alabama, 3/16/25
Hits	2	Bradley, 2/15/25
Runs Scored	1	4x, last, New Mexico, 3/1/25
Runs Batted In	3	North Texas, 2/14/25
Doubles	1	3x, last, Texas, 3/28/25
triples		
Home Runs	1	2x, last, New Mexico, 3/1/25
Walks	1	8x, last, Missouri, 4/13/25
Stolen Bases		
Putouts		
Assists		
Hitting Streak	2 gm	3x, last, 3/14/25, at Alabama to 3/14/25 at Alabama

NOTEWORTHY

- » Has played in 32 games, making four starts.
- » Batting .333 (11-for-33).
- » Boasts a 1.069 OPS.
- » Hitting .381 (8-for-21) as a pinch hitter with four extra-base hits and seven walks and all RBIs have come as a pinch hitter.
- » Drew two pinch-hit walks in the series against **Missouri (4/11-13)**.
- » Delivered the pinch-hit, walk-off RBI double in the win over **No. 1 Texas (3/28)**.
- » Started her fourth game at designated player at **Northwestern (3/22)** and collected a single and a walk.
- » Doubled off the bench at **No. 25 Alabama (3/14)**.
- » Picked up her fifth pinch-hit RBI of the season against **No. 18 Auburn (3/8)**.
- » Homered as a pinch hitter for the second time against **New Mexico (3/1)**.
- » Started at third base **vs. Jacksonville State (2/23)**.
- » Singled and walked as a pinch hitter in the games against **Georgia Tech (2/16)** and **Samford (2/18)**.
- » Made her first start against **Bradley (2/15)** and went 2-for-3 with a double.
- » Hit her first career home run on the first pitch she saw as a pinch hitter against **North Texas (2/14)** to drive in a career-high three runs.
- » Made her debut and collected her first career hit **vs. Penn State (2/8)**.
- » Considered the No. 41 prospect in the class by Extra Inning Softball and the No. 21 catcher.
- » Won the USSSA National Championship in 2019 with Indy Edge and finished as runners-up the previous year.

MULTI-HIT GAMES

	2	3	4	5+	TOTAL
2025	1	--	--	--	1
TOTAL	1	--	--	--	1

MULTI-RBI GAMES

	2	3	4	5+	TOTAL
2025	--	1	--	--	1
TOTAL	--	1	--	--	1

ERNSTES' GAME-BY-GAME STATS

DATE	OPPONENT	POS	AB	R	H	RBI	2B	3B	HR	BB	SB	CS	HBP	SH	SF	GDP	K	PO	A	E	AVG
Feb. 7	vs. Texas Tech		DNP																		
Feb. 7	vs. Duke		DNP																		
Feb. 8	vs. Bethune-Cookman		DNP																		
Feb. 8	vs. Penn State	PH	1	0	1	0	0	0	0	0	0	0	0	0	0	0	0	0	0	0	1.000
Feb. 9	vs. Nebraska		DNP																		
Feb. 13	SOUTHERN ILLINOIS		DNP																		
Feb. 14	NORTH TEXAS	PH	1	0	1	3	0	0	1	0	0	0	0	0	0	0	0	0	0	0	1.000
Feb. 14	BRADLEY	PH	1	0	0	0	0	0	0	0	0	0	0	0	0	0	1	0	0	0	.667
Feb. 15	BRADLEY	*DP	3	1	2	0	1	0	0	0	0	0	0	0	0	0	0	0	0	0	.667
Feb. 16	GEORGIA TECH	PH	1	0	1	0	0	0	0	0	0	0	0	0	0	0	0	0	0	0	.714
Feb. 18	SAMFORD	PH	0	0	0	0	0	0	0	1	0	0	0	0	0	0	0	0	0	0	.714
Feb. 22	vs. Louisiana Tech	PH	1	0	0	0	0	0	0	0	0	0	0	0	0	0	0	0	0	0	.625
Feb. 22	vs. North Alabama	PH	1	0	0	0	0	0	0	0	0	0	0	0	0	0	0	0	0	0	.556
Feb. 23	vs. Jacksonville State	*3B	1	0	0	0	0	0	0	0	0	0	0	0	0	0	1	0	0	2	.500
Feb. 23	vs. Miami (Ohio)		DNP																		
Feb. 26	UAB		DNP																		
Feb. 28	ALABAMA STATE	PH	0	1	0	0	0	0	0	1	0	0	0	0	0	0	0	0	0	0	.500
Feb. 28	NEW MEXICO		DNP																		
Mar. 1	NORTHWESTERN STATE		DNP																		
Mar. 1	NEW MEXICO	PH	1	1	1	1	0	0	1	0	0	0	0	0	0	0	0	0	0	0	.545
Mar. 2	NORTHWESTERN STATE	PH	1	0	0	0	0	0	0	0	0	0	0	0	0	0	0	0	0	0	.500
Mar. 5	LOUISIANA		DNP																		
Mar. 8	AUBURN*	PH	1	0	1	1	0	0	0	0	0	0	0	0	0	0	0	0	0	0	.538
Mar. 9	AUBURN*	PH	1	0	0	0	0	0	0	0	0	0	0	0	0	0	0	0	0	0	.500
Mar. 10	AUBURN*		DNP																		
Mar. 12	MIDDLE TENNESSEE		DNP																		
Mar. 14	at Alabama*	PH	1	0	1	0	1	0	0	0	0	0	0	0	0	0	0	0	0	0	.533
Mar. 14	at Alabama*	PH	1	0	1	0	0	0	0	0	0	0	0	0	0	0	0	0	0	0	.562
Mar. 16	at Alabama*	*DP	4	0	0	0	0	0	0	0	0	0	0	0	0	0	1	0	0	0	.450
Mar. 19	at UAB	PH	1	0	0	0	0	0	0	0	0	0	0	0	0	0	0	0	0	0	.429
Mar. 21	at Northwestern	PH	0	0	0	0	0	0	0	1	0	0	0	0	0	0	0	0	0	0	.429
Mar. 22	at Northwestern	*DP	2	0	1	0	0	0	0	1	0	0	0	0	0	0	0	0	0	0	.435
Mar. 22	at Northwestern	PH/DP	3	0	0	0	0	0	0	0	0	0	0	0	0	0	0	0	0	0	.385
Mar. 26	at Southern Miss	PH	1	0	0	0	0	0	0	0	0	0	0	0	0	0	0	0	0	0	.370
Mar. 28	TEXAS*	PH	1	0	1	1	1	0	0	0	0	0	0	0	0	0	0	0	0	0	.393
Mar. 28	TEXAS*	PH	1	0	0	0	0	0	0	0	0	0	0	0	0	0	1	0	0	0	.379
Mar. 30	TEXAS*	PH	0	0	0	0	0	0	0	1	0	0	0	0	0	0	0	0	0	0	.379
Apr. 1	CENTRAL ARKANSAS	PH	0	0	0	0	0	0	0	1	0	0	0	0	0	0	0	0	0	0	.379
Apr. 4	at Tennessee*	PH	1	0	0	0	0	0	0	0	0	0	0	0	0	0	1	0	0	0	.367
Apr. 5	at Tennessee*	PH	1	0	0	0	0	0	0	0	0	0	0	0	0	0	0	0	0	0	.355
Apr. 5	at Tennessee*	PH	1	0	0	0	0	0	0	0	0	0	0	0	0	0	1	0	0	0	.344
Apr. 11	MISSOURI*	PH	1	0	0	0	0	0	0	0	0	0	0	0	0	0	0	0	0	0	.333
Apr. 12	MISSOURI*	PH	0	0	0	0	0	0	0	1	0	0	0	0	0	0	0	0	0	0	.333
Apr. 13	MISSOURI*	PH	0	0	0	0	0	0	0	1	0	0	0	0	0	0	0	0	0	0	.333
Apr. 18	vs. Oklahoma*																				
Apr. 19	at Oklahoma*																				
Apr. 20	at Oklahoma*																				
Apr. 25	at Kentucky*																				
Apr. 26	at Kentucky*																				
Apr. 27	at Kentucky*																				
May 1	OLE MISS*																				
May 2	OLE MISS*																				
May 3	OLE MISS*																				



13

MORGAN BERNARDINI OF

JUNIOR | R/R | 5-6 // ELKVILLE, ILL. (ELVERADO HS)

SEASON HIGHS

At-Bats	4	6x, last, Missouri, 4/12/25
Hits	3	Samford, 2/18/25
Runs Scored	2	4x, last, UAB, 2/26/25
Runs Batted In	4	2x, last, at Southern Miss, 3/26/25
Doubles	1	7x, last, Central Arkansas, 4/1/25
triples		
Home Runs	1	4x, last, Missouri, 4/13/25
Walks	2	Auburn, 3/10/25
Stolen Bases	1	2x, last, Southern Miss, 3/26/25
Putouts	7	Texas, 3/30/25
Assists		
Hitting Streak	7 gm	2/8/25, vs. Bethune-Cookman to 2/15/25, Bradley

CAREER HIGHS

At-Bats	4	6x, last, Missouri, 4/12/25
Hits	3	Samford, 2/18/25
Runs Scored	2	4x, last, UAB, 2/26/25
Runs Batted In	4	2x, last, at Southern Miss, 3/26/25
Doubles	1	7x, last, Central Arkansas, 4/1/25
triples		
Home Runs	1	4x, last, Missouri, 4/13/25
Walks	2	Auburn, 3/10/25
Stolen Bases	1	4x, last, Southern Miss, 3/26/25
Putouts	7	Texas, 3/30/25
Assists		
Hitting Streak	7 gm	2/8/25, vs. Bethune-Cookman to 2/15/25, Bradley

NOTEWORTHY

- » Has played in all 44 games, starting 43 in left field.
- » Batting .342 (40-for-117), which is third on the team.
- » Also third on the team in multi-hit games (10) and hits.
- » Fourth on the team in doubles (7).
- » Hit her fourth homer against **Missouri (4/13)**.
- » Was hit by a pitch and singled at **No. 7 Tennessee (4/5)**.
- » Went 2-for-3 with a double against **Central Arkansas (4/1)**.
- » Had a career-high seven putouts and doubled against **No. 1 Texas (3/30)**.
- » Collected a career-high four RBIs on two hits at **Southern Miss (3/26)**.
- » Hit her first career homer in SEC play at **No. 25 Alabama (3/14)**.
- » Doubled in a 2-for-3 day against **Middle Tennessee (3/12)** while driving in two runs and making a diving catch in foul ground.
- » Reached base in every game of the series against **No. 18 Auburn (3/8-10)**.
- » Hit a three-run home and doubled against **UAB (2/26)**.
- » Put up a career-high three hits and four RBIs against **Samford (2/18)** while hitting her first homer and adding a double.
- » Pushed her hitting streak to a career-long seven games against **Bradley (2/15)**.
- » Went 2-for-3 against **North Texas (2/14)** with an RBI.
- » Drove her first career double against **Southern Illinois (2/13)** and recorded her first career multi-hit game.
- » Delivered the game-winning sacrifice fly vs. **No. 13 Texas Tech (2/7)**.
- » Played in 10 games off the bench last year.

MULTI-HIT GAMES

	2	3	4	5+	TOTAL
2023	--	--	--	--	0
2024	--	--	--	--	0
2025	9	1	--	--	10
TOTAL	9	1	--	--	10

MULTI-RBI GAMES

	2	3	4	5+	TOTAL
2023	--	--	--	--	0
2024	--	--	--	--	0
2025	3	1	2	--	6
TOTAL	3	1	2	--	6

BERNARDINI'S GAME-BY-GAME STATS

DATE	OPPONENT	POS	AB	R	H	RBI	2B	3B	HR	BB	SB	CS	HBP	SH	SF	GDP	K	PO	A	E	AVG
Feb. 7	vs. Texas Tech	*LF	2	0	0	1	0	0	0	0	0	0	0	0	1	0	2	1	0	0	.000
Feb. 7	vs. Duke	*LF/DP	2	0	0	0	0	0	0	0	0	0	0	0	0	0	0	0	0	0	.000
Feb. 8	vs. Bethune-Cookman	*LF	2	0	1	0	0	0	0	0	0	0	0	0	0	0	1	0	0	0	.167
Feb. 8	vs. Penn State	*LF/DP	3	1	1	0	0	0	0	0	0	0	0	0	0	0	1	1	0	0	.222
Feb. 9	vs. Nebraska	*LF	2	1	1	0	0	0	0	0	0	0	0	0	0	0	0	1	0	0	.273
Feb. 13	SOUTHERN ILLINOIS	*LF	3	1	2	0	1	0	0	0	0	0	0	0	0	0	0	2	0	0	.357
Feb. 14	NORTH TEXAS	*LF	3	1	2	1	0	0	0	0	0	0	0	0	0	0	0	0	0	0	.412
Feb. 14	BRADLEY	*LF	4	0	1	0	0	0	0	0	0	0	0	0	0	0	0	1	0	0	.381
Feb. 15	BRADLEY	*LF	2	1	1	0	0	0	0	0	0	0	0	0	0	0	0	0	0	0	.391
Feb. 16	GEORGIA TECH	*LF	3	1	0	1	0	0	0	0	1	0	0	0	0	0	0	1	0	0	.346
Feb. 18	SAMFORD	*LF	3	2	3	4	1	0	1	0	0	0	0	0	0	0	0	1	0	0	.414
Feb. 22	vs. Louisiana Tech	*LF	2	2	2	1	0	0	0	0	0	0	0	0	0	0	0	0	0	0	.452
Feb. 22	vs. North Alabama	*LF	3	0	0	0	0	0	0	0	0	0	0	0	0	0	0	2	0	0	.412
Feb. 23	vs. Jacksonville State	*LF	2	0	0	0	0	0	0	1	0	0	0	0	0	0	2	2	0	0	.389
Feb. 23	vs. Miami (Ohio)	*LF	4	2	2	2	0	0	0	0	0	0	0	0	0	0	1	0	0	2	.400
Feb. 26	UAB	*LF	3	2	2	3	1	0	1	0	0	0	0	0	0	0	0	1	0	0	.419
Feb. 28	ALABAMA STATE	PR/LF	1	0	0	0	0	0	0	0	0	0	0	0	0	0	0	0	0	0	.409
Feb. 28	NEW MEXICO	*LF/DP	4	0	0	0	0	0	0	0	0	0	0	0	0	0	0	0	0	0	.375
Mar. 1	NORTHWESTERN STATE	*LF	3	0	1	0	0	0	0	0	0	0	0	0	0	0	0	0	0	0	.373
Mar. 1	NEW MEXICO	*LF/DP	3	0	1	2	1	0	0	0	0	0	0	0	0	0	0	0	0	0	.370
Mar. 2	NORTHWESTERN STATE	*LF/DP	3	0	0	0	0	0	0	0	0	0	0	0	0	0	0	3	0	0	.351
Mar. 5	LOUISIANA	*LF	3	1	1	1	0	0	0	0	0	0	0	0	0	0	0	0	0	0	.350
Mar. 8	AUBURN*	*LF	3	1	1	0	0	0	0	0	0	0	0	0	0	0	1	0	0	0	.349
Mar. 9	AUBURN*	*LF	2	1	1	0	0	0	0	0	0	0	0	0	0	0	0	2	0	0	.354
Mar. 10	AUBURN*	*LF	1	0	0	0	0	0	0	2	0	0	0	0	0	0	0	4	0	0	.343
Mar. 12	MIDDLE TENNESSEE	*LF	3	0	2	2	1	0	0	0	0	0	0	0	0	0	0	4	0	0	.362
Mar. 14	at Alabama*	*LF	4	1	1	1	0	0	1	0	0	0	0	0	0	0	0	0	0	0	.355
Mar. 14	at Alabama*	*LF	3	0	1	0	0	0	0	0	0	0	0	0	0	1	0	1	0	0	.355
Mar. 16	at Alabama*	*LF	2	0	0	0	0	0	1	0	0	0	0	0	0	0	0	2	0	1	.346
Mar. 19	at UAB	*LF	4	1	1	1	0	0	0	0	0	0	0	0	0	0	0	0	0	0	.341
Mar. 21	at Northwestern	*LF	3	0	1	1	0	0	0	0	0	0	0	0	0	0	0	1	0	0	.341
Mar. 22	at Northwestern	*LF	2	0	0	0	0	0	1	0	0	0	0	0	0	0	0	2	0	0	.333
Mar. 22	at Northwestern	*LF	2	0	1	1	0	0	0	0	0	0	0	0	1	0	0	2	0	0	.337
Mar. 26	at Southern Miss	*LF	3	1	2	4	0	0	0	0	1	0	0	0	0	0	0	0	0	0	.348
Mar. 28	TEXAS*	*LF	2	0	0	0	0	0	0	0	0	0	1	0	0	0	0	2	0	0	.340
Mar. 28	TEXAS*	*LF	3	0	1	0	0	0	0	0	0	0	0	0	0	0	0	1	0	0	.340
Mar. 30	TEXAS*	*LF	3	1	1	0	1	0	0	0	0	0	0	0	0	0	1	7	0	0	.340
Apr. 1	CENTRAL ARKANSAS	*LF	3	0	2	1	1	0	0	0	0	0	0	0	0	0	0	2	0	0	.350
Apr. 4	at Tennessee*	*LF	2	0	0	0	0	0	0	0	0	0	0	0	0	0	1	1	0	0	.343
Apr. 5	at Tennessee*	*LF	3	1	1	0	0	0	0	0	0	0	1	0	0	0	1	0	0	0	.343
Apr. 5	at Tennessee*	*LF	1	0	0	0	0	0	0	0	0	0	0	0	0	0	1	3	0	0	.339
Apr. 11	MISSOURI*	*LF	1	0	0	0	0	0	0	0	0	0	0	1	0	0	0	3	0	0	.336
Apr. 12	MISSOURI*	*LF	4	1	2	1	0	0	0	0	0	0	0	0	0	0	0	0	0	0	.342
Apr. 13	MISSOURI*	*LF	3	1	1	1	0	0	1	0	0	0	0	0	0	0	0	1	0	0	.342
Apr. 18	vs. Oklahoma*																				
Apr. 19	at Oklahoma*																				
Apr. 20	at Oklahoma*																				
Apr. 25	at Kentucky*																				
Apr. 26	at Kentucky*																				
Apr. 27	at Kentucky*																				
May 1	OLE MISS*																				
May 2	OLE MISS*																				
May 3	OLE MISS*																				

	AVG	GP-GS	AB	R	H	2B	3B	HR	RBI	TB	SLG	BB	HBP	SO	GDP	OBP	SF	SH	SB-ATT	PO	A	E	FLD
2023	.000	15-0	6	2	0	0	0	0	0	0	.000	1	1	2	0	.250	0	0	0-0	0	0	0	.000
2024	.286	10-0	7	3	2	0	0	0	0	2	.286	3	0	0	0	.500	0	0	2-2	1	0	0	1.000
2025	.342	44-43	117	24	40	7	0	4	29	59	.504	5	2	13	1	.373	2	1	2-2	54	0	3	.947
TOTAL	.323	69-43	130	29	42	7	0	4	29	61	.469	9	3	15	1	.375	2	1	4-4	55	0	3	.948



20

SARA PHILLIPS

FRESHMAN | R/R | 5-10 // TRUSSVILLE, ALA. (HEWITT-TRUSSVILLE HS)

SEASON HIGHS

Innings	6.1	Northwestern State, 3/1/25
Longest Start	6.1	Northwestern State, 3/1/25
Shortest Start		
Longest Relief	1.1	Bradley, 2/15/25
Strikeouts	4	Northwestern State, 3/1/25
Walks	2	Northwestern State, 3/1/25
Hits	2	2x, last, Middle Tennessee, 3/12/2025
Runs	2	2x, last, Middle Tennessee, 3/12/2025
Earned Runs	2	2x, last, Middle Tennessee, 3/12/2025
Pitch Count	91	Northwestern State, 3/1/25
Putouts		
Assists		

CAREER HIGHS

Innings	6.1	Northwestern State, 3/1/25
Longest Start	6.1	Northwestern State, 3/1/25
Shortest Start		
Longest Relief	1.1	Bradley, 2/15/25
Strikeouts	4	Northwestern State, 3/1/25
Walks	2	Northwestern State, 3/1/25
Hits	2	2x, last, Middle Tennessee, 3/12/2025
Runs	2	2x, last, Middle Tennessee, 3/12/2025
Earned Runs	2	2x, last, Middle Tennessee, 3/12/2025
Pitch Count	91	Northwestern State, 3/1/25
Putouts		
Assists		

NOTEWORTHY

- » Has made five appearances in the circle.
- » Pitching to a 4.20 ERA over 10.0 innings.
- » Threw 6.1 innings in her first career start against **Northwestern State (3/1)** to earn her first career win.
- » Closed out the run-rule victory **vs. Louisiana Tech (2/22)**.
- » Tossed 1.1 innings against **Bradley (2/15)** and did not allow a run.
- » Made her debut in relief **vs. Penn State (2/8)**, tossing 1.0 inning and striking out the final batter of the game.
- » Considered the No. 18 prospect in the class by Extra Inning Softball and the No. 12 pitcher.
- » Played at Hewitt-Trussville High School where her team won the 7A State Championship in 2021 and 2023 and was state runner-up in 2022.
- » Three-time All-State Tournament Team selection and two-time First Team All-State selection.
- » Named a MaxPreps First Team High School All-American in 2023.
- » Finished her high school career with a 72-4 record and 703 strikeouts.
- » Also hit in high school and collected 99 career RBIs.
- » Played travel ball for the Birmingham Thunderbolts, which placed third at the 2021 PGF 16U Premier Nationals.

PHILLIPS' GAME-BY-GAME STATS

DATE	OPPONENT	GS	DEC.	IP	H	R	ER	BB	SO	2B	3B	HR	WP	HBP	IBB	BF	PC	ERA	PO	A	E
Feb. 7	vs. Texas Tech		DNP																		
Feb. 7	vs. Duke		DNP																		
Feb. 8	vs. Bethune-Cookman		DNP																		
Feb. 8	vs. Penn State		--	1.0	1	1	1	1	1	0	1	0	0	0	0	5	19	7.00	0	0	0
Feb. 9	vs. Nebraska		DNP																		
Feb. 13	SOUTHERN ILLINOIS		DNP																		
Feb. 14	NORTH TEXAS		DNP																		
Feb. 14	BRADLEY		DNP																		
Feb. 15	BRADLEY		--	1.1	1	0	0	0	1	0	0	0	0	0	0	5	21	3.00	0	0	0
Feb. 16	GEORGIA TECH		DNP																		
Feb. 18	SAMFORD		DNP																		
Feb. 22	vs. Louisiana Tech		--	1.0	1	1	1	0	0	0	0	1	0	0	0	4	12	4.20	0	0	0
Feb. 22	vs. North Alabama		DNP																		
Feb. 23	vs. Jacksonville State		DNP																		
Feb. 23	vs. Miami (Ohio)		DNP																		
Feb. 26	UAB		DNP																		
Feb. 28	ALABAMA STATE		DNP																		
Feb. 28	NEW MEXICO		DNP																		
Mar. 1	NORTHWESTERN STATE	*	W	6.1	2	2	2	2	4	0	0	0	1	1	0	24	91	2.90	0	0	0
Mar. 1	NEW MEXICO		DNP																		
Mar. 2	NORTHWESTERN STATE		DNP																		
Mar. 5	LOUISIANA		DNP																		
Mar. 8	AUBURN*		DNP																		
Mar. 9	AUBURN*		DNP																		
Mar. 10	AUBURN*		DNP																		
Mar. 12	MIDDLE TENNESSEE		--	0.1	2	2	2	0	0	0	0	1	0	1	0	4	12	4.20	0	0	0
Mar. 14	at Alabama*		DNP																		
Mar. 14	at Alabama*		DNP																		
Mar. 16	at Alabama*		DNP																		
Mar. 19	at UAB		DNP																		
Mar. 21	at Northwestern		DNP																		
Mar. 22	at Northwestern		DNP																		
Mar. 22	at Northwestern		DNP																		
Mar. 26	at Southern Miss		DNP																		
Mar. 28	TEXAS*		DNP																		
Mar. 28	TEXAS*		DNP																		
Mar. 30	TEXAS*		DNP																		
Apr. 1	CENTRAL ARKANSAS		DNP																		
Apr. 4	at Tennessee*		DNP																		
Apr. 5	at Tennessee*		DNP																		
Apr. 5	at Tennessee*		DNP																		
Apr. 11	MISSOURI*		DNP																		
Apr. 12	MISSOURI*		DNP																		
Apr. 13	MISSOURI*		DNP																		
Apr. 18	vs. Oklahoma*																				
Apr. 19	at Oklahoma*																				
Apr. 20	at Oklahoma*																				
Apr. 25	at Kentucky*																				
Apr. 26	at Kentucky*																				
Apr. 27	at Kentucky*																				
May 1	OLE MISS*																				
May 2	OLE MISS*																				
May 3	OLE MISS*																				

STANDOUT GAMES

	2025	CAREER
5+ Strikeouts	--	--
10+ Strikeouts	--	--
2-run or less CG	--	--

STREAKS

	ACTIVE	CAREER
Wins	--	1
Scoreless Innings	0.1	7.0

	ERA	W-L	APP	GS	CG	SHO	SV	IP	H	R	ER	BB	SO	2B	3B	HR	BF	B/AVG	WP	HP	PO	A	E	FLD
2025	4.20	1-0	5	1	0	0	0	10.0	7	6	6	3	6	0	1	2	42	.194	1	2	0	0	0	.000
TOTAL	4.20	1-0	5	1	0	0	0	10.0	7	6	6	3	6	0	1	2	42	.194	1	2	0	0	0	.000



22

JESSIE BLAINE C/OF

SENIOR | R/R | 5-10 // PIKE ROAD, ALA. (SAINT DOMINIC HS / AUBURN)

SEASON HIGHS

At-Bats	5	at UAB, 3/19/25
Hits	3	2x, last, at Alabama, 3/14/25
Runs Scored	3	Georgia Tech, 2/16/25
Runs Batted In	3	at Alabama, 3/14/25
Doubles	1	7x, last, Texas, 3/28/25
Triples	1	Bradley, 2/15/25
Home Runs	1	2x, last, at Northwestern, 3/22/25
Walks	3	North Texas, 2/15/25
Stolen Bases		
Putouts	11	vs. Jacksonville State, 2/23/25
Assists	3	Auburn, 3/8/25
Hitting Streak	4 gm	2x, last, 3/21/25, at Northwestern to 3/26/25, at Southern Miss

CAREER HIGHS

At-Bats	5	3x, last, at UAB, 3/19/25
Hits	4	Niagara, 4/15/22
Runs Scored	3	3x, last, Georgia Tech, 2/16/25
Runs Batted In	4	3x, last, Troy, 3/1/24
Doubles	1	19x, last, Texas, 3/28/25
Triples	1	4x, last, Bradley, 2/15/25
Home Runs	1	19x, last, at Northwestern, 3/22/25
Walks	3	4x, last, North Texas, 2/14/25
Stolen Bases	1	6x, last, at Troy, 3/1/23
Putouts	11	vs. Jacksonville State, 2/23/25
Assists	3	3x, last, Auburn, 3/9/25
Hitting Streak	8 gm	5/21/23, at Clemson to 2/17/24, vs. Utah

NOTEWORTHY

- » Has appeared in all 44 games, starting 41 between catcher and designated player.
- » Batting .327 (35-for-107), which is fifth on the team.
- » Third on the team in on-base percentage.
- » Has drawn 27 walks, which is second on the team.
- » Leads the nation with five runners picked off and has caught three stealing.
- » Her 108 career RBIs lead all active Bulldogs.
- » Drove in two runs in the first innings at **No. 7 Tennessee (4/5)**.
- » Doubled as part of a two-hit night against **No. 1 Texas (3/28)**.
- » Hit her second home run of the year in the doubleheader at **Northwestern (3/22)** while finishing 3-for-7 on the day.
- » Finished 2-for-3 with two RBIs against the **Wildcats (3/21)**.
- » Collected three hits and three RBIs at **No. 25 Alabama (3/14)** while hitting her first home run of the season.
- » Hit .667 in the sweep of **No. 18 Auburn (3/8-10)** with two doubles.
- » Collected a season-high three hits against the **Tigers (3/8)** while picking a runner off and catching one stealing.
- » Hit .500 (4-for-8) in **The Snowman (2/13-16)** with eight RBIs and eight walks.
- » Tripled and provided a sacrifice fly against **Bradley (2/15)**.
- » Was fellow Bulldog Josey Marron's batterymate in travel ball.
- » Anchor behind the dish for the 2019 Team USA U-17 National Team that won gold at the Pan American Games.

MULTI-HIT GAMES

	2	3	4	5+	TOTAL
2022*	8	--	1	--	9
2023*	3	--	--	--	3
2024	8	1	--	--	9
2025	5	2	--	--	7
TOTAL	24	3	1	--	28

MULTI-RBI GAMES

	2	3	4	5+	TOTAL
2022*	6	1	2	--	9
2023*	2	1	--	--	3
2024	6	1	1	--	8
2025	5	1	--	--	6
TOTAL	19	4	3	--	26

BLAINE'S GAME-BY-GAME STATS

DATE	OPPONENT	POS	AB	R	H	RBI	2B	3B	HR	BB	SB	CS	HBP	SH	SF	GDP	K	PO	A	E	AVG
Feb. 7	vs. Texas Tech	*DP/C	3	0	1	0	0	0	0	0	0	0	0	0	0	0	1	4	0	0	.333
Feb. 7	vs. Duke	*C	2	0	1	0	0	0	0	0	0	0	0	0	0	0	0	3	0	0	.400
Feb. 8	vs. Bethune-Cookman	*C	2	0	0	0	0	0	0	1	0	0	0	0	0	0	1	10	2	0	.286
Feb. 8	vs. Penn State	*C	3	0	0	0	0	0	0	0	0	0	0	0	0	0	0	6	2	0	.200
Feb. 9	vs. Nebraska	*C	2	0	1	0	1	0	0	1	0	0	0	0	0	0	0	6	0	0	.250
Feb. 13	SOUTHERN ILLINOIS	*C	3	0	1	2	0	0	0	1	0	0	0	0	0	0	0	8	0	0	.267
Feb. 14	NORTH TEXAS	*C	0	1	0	1	0	0	0	3	0	0	0	0	0	0	1	6	0	0	.267
Feb. 14	BRADLEY	*C	2	1	1	2	0	0	0	2	0	0	0	0	0	0	1	7	0	0	.294
Feb. 15	BRADLEY	*C	2	1	1	2	0	1	0	0	0	0	0	0	1	0	0	7	0	0	.316
Feb. 16	GEORGIA TECH	*C	1	3	1	1	1	0	0	2	0	0	0	0	0	0	0	9	0	0	.350
Feb. 18	SAMFORD	*C	1	2	0	0	0	0	0	2	0	0	0	0	0	0	0	5	0	0	.333
Feb. 22	vs. Louisiana Tech	*C	1	0	1	0	0	0	0	1	0	0	0	0	0	0	0	9	1	0	.364
Feb. 22	vs. North Alabama	*C	3	0	0	0	0	0	0	0	0	0	0	0	0	0	0	7	1	0	.320
Feb. 23	vs. Jacksonville State	*C	2	0	0	0	0	0	0	1	0	0	0	0	0	0	1	11	0	0	.296
Feb. 23	vs. Miami (Ohio)	*C	3	0	1	1	0	0	0	0	0	0	0	0	1	0	0	4	0	0	.300
Feb. 26	UAB	*C	3	0	1	0	1	0	0	0	0	0	0	0	0	0	0	8	0	0	.303
Feb. 28	ALABAMA STATE	*C	2	1	1	1	1	0	0	0	0	0	0	0	0	0	0	4	0	0	.314
Feb. 28	NEW MEXICO	*C	4	0	2	0	0	0	0	0	0	0	0	0	0	0	0	8	0	0	.333
Mar. 1	NORTHWESTERN STATE	PH	0	0	0	0	0	0	0	1	0	0	0	0	0	0	0	0	0	0	.333
Mar. 1	NEW MEXICO	*C	2	0	0	0	0	0	0	1	0	0	0	0	0	0	0	7	1	0	.317
Mar. 2	NORTHWESTERN STATE	PH/C	2	0	0	0	0	0	0	0	0	0	0	0	0	0	0	1	1	0	.302
Mar. 5	LOUISIANA	*C/DP	3	1	2	1	0	0	0	0	0	0	0	0	0	0	0	2	0	0	.326
Mar. 8	AUBURN*	*C/DP	3	1	3	1	1	0	0	0	0	0	0	0	0	0	0	10	3	0	.367
Mar. 9	AUBURN*	*C	1	2	1	0	1	0	0	2	0	0	0	0	0	0	0	9	1	0	.380
Mar. 10	AUBURN*	*C	2	1	0	0	0	0	0	1	0	0	0	0	0	0	1	7	1	0	.352
Mar. 12	MIDDLE TENNESSEE	*C	3	1	1	0	0	0	0	0	0	0	0	0	0	0	0	5	0	0	.364
Mar. 14	at Alabama*	*C/DP	4	2	3	3	0	0	1	0	0	0	0	0	0	0	0	4	1	0	.390
Mar. 14	at Alabama*	*C	2	0	0	0	0	0	0	2	0	0	0	0	0	1	1	2	0	0	.377
Mar. 16	at Alabama*	*C	3	0	0	0	0	0	0	1	0	0	0	0	0	0	0	5	0	0	.359
Mar. 19	at UAB	*C/DP	5	0	0	0	0	0	0	0	0	0	0	0	0	0	1	0	1	0	.333
Mar. 21	at Northwestern	*C/DP	3	1	2	2	0	0	0	1	0	0	0	0	0	0	0	2	2	0	.347
Mar. 22	at Northwestern	*C	3	1	1	1	0	0	1	0	0	0	0	0	0	0	2	4	1	0	.347
Mar. 22	at Northwestern	*DP/C	4	0	2	1	0	0	0	0	0	0	0	0	0	0	2	1	0	0	.354
Mar. 26	at Southern Miss	*C/DP	4	0	1	0	0	0	0	0	0	0	0	0	0	0	1	1	0	0	.349
Mar. 28	TEXAS*	*C	3	0	0	0	0	0	0	0	0	0	0	0	0	0	0	4	1	0	.237
Mar. 28	TEXAS*	*C/DP	4	0	2	0	1	0	0	0	0	0	0	0	0	0	1	3	0	0	.344
Mar. 30	TEXAS*	*C	4	0	1	0	0	0	0	0	0	0	0	0	0	0	2	1	0	0	.340
Apr. 1	CENTRAL ARKANSAS	*C	2	0	1	1	0	0	0	0	0	0	0	0	0	0	0	3	0	0	.344
Apr. 4	at Tennessee*	*C/DP	2	0	0	0	0	0	0	0	0	0	0	0	0	0	0	2	1	0	.337
Apr. 5	at Tennessee*	*C	2	1	1	2	0	0	0	1	0	0	0	0	0	0	0	4	0	0	.340
Apr. 5	at Tennessee*	PH	1	0	0	0	0	0	0	0	0	0	0	0	0	0	0	0	0	0	.337
Apr. 11	MISSOURI*	*C/DP	2	1	0	0	0	0	0	1	0	0	0	0	0	0	0	2	0	0	.330
Apr. 12	MISSOURI*	*DP	2	1	0	0	0	0	0	2	0	0	0	0	0	0	0	0	0	0	.324
Apr. 13	MISSOURI*	*DP	2	0	1	0	0	0	0	0	0	0	1	0	0	0	0	0	0	0	.327
Apr. 18	vs. Oklahoma*																				
Apr. 19	at Oklahoma*																				
Apr. 20	at Oklahoma*																				
Apr. 25	at Kentucky*																				
Apr. 26	at Kentucky*																				
Apr. 27	at Kentucky*																				
May 1	OLE MISS*																				
May 2	OLE MISS*																				
May 3	OLE MISS*																				

	AVG	GP-GS	AB	R	H	2B	3B	HR	RBI	TB	SLG	BB	HBP	SO	GDP	OBP	SF	SH	SB-ATT	PO	A	E	FLD
2022*	.285	54-53	137	27	39	5	2	9	37	75	.547	25	0	21	0	.393	1	1	3-5	17	0	1	.944
2023*	.236	56-33	106	10	25	0	1	2	18	33	.311	17	2	12	0	.349	1	1	3-3	46	3	0	1.000
2024	.309	53-44	123	24	38	7	0	6	31	63	.512	28	3	30	1	.448	0	0	0-0	103	9	5	.957
2025	.327	44-41	107	22	35	7	1	2	22	50	.467	27	1	15	1	.457	3	0	0-0	197	22	0	1.000
TOTAL	.290	207-171	473	83	137	19	4	19	108	221	.467	97	6	78	2	.413	5	2	6-8	363	34	6	.985

* at Auburn

24

MORGAN STILES INF

FRESHMAN | 5-7 | R/R // ATHENS, ALA. (ATHENS HS)



SEASON HIGHS

At-Bats	4	3x, last, Missouri, 4/12/25
Hits	2	6x, last, Missouri, 4/12/25
Runs Scored	2	6x, last, Missouri, 4/12/25
Runs Batted In	3	2x, last, Auburn, 3/9/25
Doubles	1	3x, last, at Alabama, 3/14/25
Triples	1	at Northwestern, 3/22/25
Home Runs	1	7x, last, Missouri, 4/13/25
Walks	2	Missouri, 4/13/25
Stolen Bases		
Putouts	4	2x, last, Texas, 3/28/25
Assists	5	2x, last, Samford, 2/18/25
Hitting Streak	5 gm	2/23/25, Jacksonville State to 2/28/25, New Mexico

CAREER HIGHS

At-Bats	4	3x, last, Missouri, 4/12/25
Hits	2	6x, last, Missouri, 4/12/25
Runs Scored	2	6x, last, Missouri, 4/12/25
Runs Batted In	3	2x, last, Auburn, 3/9/25
Doubles	1	3x, last, at Alabama, 3/14/25
Triples	1	at Northwestern, 3/22/25
Home Runs	1	7x, last, Missouri, 4/13/25
Walks	2	Missouri, 4/13/25
Stolen Bases		
Putouts	4	2x, last, Texas, 3/28/25
Assists	5	2x, last, Samford, 2/18/25
Hitting Streak	5 gm	2/23/25, Jacksonville State to 2/28/25, New Mexico

NOTEWORTHY

- » Has played in 42 games, starting 37 at second base.
- » Batting .314 (27-for-86) on the year.
- » Ranks third on the team with 52 assists.
- » Boasts a team-leading .829 slugging percentage in conference games, which ranks fourth in the SEC and her five homers in SEC play rank fifth in the league.
- » Homered and was walked twice by **Missouri (4/13)**.
- » Finished 2-for-4 with two runs scored and solo homer at **No. 7 Tennessee (4/5)**.
- » Homered in both games of the doubleheader with **No. 1 Texas (3/28)**.
- » Collected her fourth multi-hit game of the season at **Southern Miss (3/26)**.
- » Hit first career triple at **Northwestern (3/22)**.
- » Homered in a 2-for-3 day against the **Wildcats (3/21)**.
- » Doubled and plated two RBIs at **No. 25 Alabama (3/14)**.
- » Collected her fourth multi-RBI game of the season against **No. 18 Auburn (3/10)**.
- » Doubled and homered against the **Tigers (3/9)** for her first career multi-hit game.
- » Hit her first career home run against **UAB (2/26)** for a career-high three RBIs.
- » Threw out a runner at the plate as part of relay to end the game **vs. North Alabama (2/22)**.
- » Plated runs with an RBI walk and a sacrifice fly in the win **vs. Louisiana Tech (2/22)**.
- » Collected her first career hit against **Southern Illinois (2/13)**.
- » Played at Athens High School where her team won a state title in 2022 and 2024 and was the state runner-up in 2023.
- » Holds Athens High's single-season (23) and career (69) home run records.
- » Four-time First Team All-State and three-time Tennessee Valley Terrific 20 honoree.
- » Named to the Alabama Sports Writers' Association Super All-State Team in 2024 and 2023 and 6A Player of the Year as a senior.

MULTI-HIT GAMES

	2	3	4	5+	TOTAL
2025	6	--	--	--	6
TOTAL	6	--	--	--	6

MULTI-RBI GAMES

	2	3	4	5+	TOTAL
2025	5	2	--	--	7
TOTAL	5	2	--	--	7

STILES' GAME-BY-GAME STATS

DATE	OPPONENT	POS	AB	R	H	RBI	2B	3B	HR	BB	SB	CS	HBP	SH	SF	GDP	K	PO	A	E	AVG
Feb. 7	vs. Texas Tech	*2B	3	0	0	0	0	0	0	0	0	0	0	0	0	0	2	0	1	0	.000
Feb. 7	vs. Duke	*2B	2	0	0	0	0	0	0	0	0	0	0	0	0	0	0	2	1	0	.000
Feb. 8	vs. Bethune-Cookman	PH	1	0	0	0	0	0	0	0	0	0	0	0	0	0	0	0	0	0	.000
Feb. 8	vs. Penn State	*2B	2	1	0	0	0	0	0	0	0	0	0	1	0	0	0	2	1	0	.000
Feb. 9	vs. Nebraska	*2B	2	0	0	0	0	0	0	0	0	0	0	0	0	0	0	1	5	0	.000
Feb. 13	SOUTHERN ILLINOIS	*2B/DP	1	2	1	0	0	0	0	1	0	0	0	1	0	0	0	1	0	1	.091
Feb. 14	NORTH TEXAS	*2B	2	0	0	0	0	0	0	0	0	0	0	0	0	0	0	0	1	0	.077
Feb. 14	BRADLEY	DNP																			
Feb. 15	BRADLEY	2B	0	0	0	0	0	0	0	0	0	0	0	0	0	0	0	1	0	0	.077
Feb. 16	GEORGIA TECH	*2B	2	0	1	1	0	0	0	0	0	0	0	0	0	0	0	1	1	0	.133
Feb. 18	SAMFORD	*2B	2	0	0	0	0	0	0	0	0	0	0	0	0	0	0	0	5	0	.118
Feb. 22	vs. Louisiana Tech	*2B	0	1	0	2	0	0	0	1	0	0	0	0	1	0	0	1	0	0	.118
Feb. 22	vs. North Alabama	PR/2B	0	0	0	0	0	0	0	0	0	0	0	0	0	0	0	1	1	0	.150
Feb. 23	vs. Jacksonville State	*2B	3	0	1	0	0	0	0	0	0	0	0	0	0	0	1	1	1	0	.167
Feb. 23	vs. Miami (Ohio)	*2B	4	0	1	1	0	0	0	0	0	0	0	0	0	0	1	4	3	0	.200
Feb. 26	UAB	*2B	1	2	1	3	0	0	1	1	0	0	0	0	0	0	0	0	1	0	.231
Feb. 28	ALABAMA STATE	*2B	1	2	1	1	1	0	0	1	0	0	0	0	0	0	0	1	2	0	.250
Feb. 28	NEW MEXICO	*2B	2	1	1	0	0	0	0	0	0	0	0	0	0	0	0	0	4	0	.233
Mar. 1	NORTHWESTERN STATE	*2B	2	0	0	0	0	0	0	0	0	0	0	0	0	0	0	2	1	0	.226
Mar. 1	NEW MEXICO	DNP																			
Mar. 2	NORTHWESTERN STATE	*2B	1	0	0	0	0	0	0	0	0	0	0	0	0	0	0	2	1	1	.219
Mar. 5	LOUISIANA	PH/2B	1	0	0	0	0	0	0	0	0	0	0	0	0	0	0	0	0	0	.219
Mar. 8	AUBURN*	2B	0	0	0	0	0	0	0	0	0	0	0	0	0	0	0	1	1	0	.257
Mar. 9	AUBURN*	*2B/DP	3	1	2	3	1	0	1	0	0	0	0	0	0	0	0	2	1	1	.268
Mar. 10	AUBURN*	*2B	3	1	1	2	0	0	0	0	0	0	0	0	0	0	0	1	1	0	.300
Mar. 12	MIDDLE TENNESSEE	*2B	2	0	2	0	0	0	0	0	0	0	0	0	0	0	0	0	2	0	.286
Mar. 14	at Alabama*	*2B	2	1	0	0	0	0	0	1	0	0	0	0	0	0	0	0	1	0	.289
Mar. 14	at Alabama*	*2B	3	1	1	2	1	0	0	0	0	0	0	0	0	0	1	1	1	0	.271
Mar. 16	at Alabama*	*2B	3	0	0	0	0	0	0	0	0	0	0	0	0	0	0	2	0	1	.275
Mar. 19	at UAB	*2B	3	0	1	0	0	0	0	0	0	0	0	0	0	0	0	1	2	0	.296
Mar. 21	at Northwestern	*2B	3	2	2	1	0	0	1	0	0	0	0	0	0	0	0	2	0	0	.281
Mar. 22	at Northwestern	*2B	3	0	0	0	0	0	0	0	0	0	0	0	0	0	1	1	4	2	.288
Mar. 22	at Northwestern	*2B	2	1	1	1	0	1	0	0	0	0	0	0	0	0	0	0	1	0	.306
Mar. 26	at Southern Miss	*2B	3	0	2	0	0	0	0	0	0	0	0	0	0	0	0	1	1	0	.312
Mar. 28	TEXAS*	*2B	2	1	1	1	0	0	1	0	0	0	0	0	0	0	0	2	1	0	.313
Mar. 28	TEXAS*	*2B	3	1	1	1	0	0	1	0	0	0	0	0	0	0	0	4	2	0	.304
Mar. 30	TEXAS*	*2B	2	0	0	1	0	0	0	0	0	0	0	0	1	0	0	3	0	0	.292
Apr. 1	CENTRAL ARKANSAS	*2B	3	0	0	1	0	0	0	0	0	0	0	0	0	0	0	1	1	0	.297
Apr. 4	at Tennessee*	*2B	2	0	1	0	0	0	0	0	0	0	0	0	0	0	0	3	0	0	.308
Apr. 5	at Tennessee*	*2B	4	2	2	2	0	0	1	0	0	0	0	0	0	1	0	2	1	0	.304
Apr. 5	at Tennessee*	*2B	1	0	0	0	0	0	0	1	0	0	0	0	0	0	0	1	1	0	.296
Apr. 11	MISSOURI*	*2B	2	1	0	0	0	0	0	1	0	0	0	0	0	1	0	1	1	0	.306
Apr. 12	MISSOURI*	*2B	4	2	2	0	0	0	0	0	0	0	0	0	0	0	0	2	2	1	.314
Apr. 13	MISSOURI*	*2B	1	1	1	2	0	0	1	2	0	0	0	0	0	0	0	0	0	0	
Apr. 18	vs. Oklahoma*																				
Apr. 19	at Oklahoma*																				
Apr. 20	at Oklahoma*																				
Apr. 25	at Kentucky*																				
Apr. 26	at Kentucky*																				
Apr. 27	at Kentucky*																				
May 1	OLE MISS*																				
May 2	OLE MISS*																				
May 3	OLE MISS*																				



25

RAELIN CHAFFIN P

SENIOR | R/R | 5-6 // BOSSIER CITY, LA. (AIRLINE HS / LSU)

SEASON HIGHS

Innings	8.0	vs. Texas Tech, 2/7/25
Longest Start	8.0	vs. Texas Tech, 2/7/25
Shortest Start	1.2	at Tennessee, 4/5/25
Longest Relief	3.2	Auburn, 3/10/25
Strikeouts	11	2x, last, Auburn, 3/9/25
Walks	7	Auburn, 3/8/25
Hits	8	3x, last, at Tennessee, 4/5/25
Runs	7	at Tennessee, 4/5/25
Earned Runs	6	3x, last, at Tennessee, 4/5/25
Pitch Count	144	Auburn, 3/8/25
Putouts	1	Auburn, 3/10/25
Assists	2	4x, last, Missouri, 4/12/25

CAREER HIGHS

Innings	8.0	vs. Texas Tech, 2/7/25
Longest Start	8.0	vs. Texas Tech, 2/7/25
Shortest Start	0.0	at Louisiana, 4/23/24
Longest Relief	5.2	at McNeese, 4/19/22
Strikeouts	12	Central Connecticut State, 3/6/22
Walks	8	vs. Alabama, 3/14/25
Hits	11	Kentucky, 4/3/22
Runs	8	at Georgia Tech, 2/15/24
Earned Runs	6	3x, last, Texas, 3/30/25
Pitch Count	144	Auburn, 3/8/25
Putouts	1	8x, last, Auburn, 3/10/25
Assists	3	2x, last, New Mexico, 2/11/23

NOTEWORTHY

- » Has made 32 appearances, including 21 starts.
- » Fourth in the nation with 18 wins and 17th with 14 complete games.
- » Ranks 21st nationally and fourth in the SEC in strikeouts (150).
- » Her 2.55 ERA is second on the team.
- » Leads the conference with 42 looking strikeouts and 134.2 innings pitched.
- » Set the modern-era MSU record with wins in her first six career appearances at State and the longest career-opening stretch of innings pitched without allowing an earned run (25.0).
- » Tossed a pair of two-hit complete games in the series with **Missouri (4/11-13)**.
- » Earned her 16th win while throwing her 12th complete game of the season to upset **No. 1 Texas (3/28)**.
- » Pitched a shutout for her fifth complete game of the season **at Northwestern (3/21)**.
- » Earned the save **at UAB (3/19)** after throwing 2.2 scoreless frames with four strikeouts.
- » Earned two wins in two complete games to lead MSU to its first series victory **at No. 25 Alabama (3/14-16)** in program history.
- » Threw her eighth complete game, a single-season career high, in the opener against **No. 18 Auburn (3/8)** while tossing a career-high 144 pitches and striking a season-high 11 that night.
- » Matched the school record with six looking strikeouts **vs. Jacksonville State (2/23)** while fanning a season-high 11 batters.
- » Struck out the final eight batters she faced in order **vs. Louisiana Tech (2/22)**.
- » Became the first Bulldog to be named **NFCA Pitcher of the Week (2/11)** for her efforts at the **NFCA Leadoff Classic (2/7-9)**.
- » Struck out six in a shutout **vs. No. 19 Nebraska (2/9)**.
- » Outdueled reigning Player of the Year NiJaree Canady on Opening Day in a complete-game victory **vs. No. 13 Texas Tech (2/7)**, allowing just one run in 8.0 innings.
- » Was ranked as high as No. 28 in Softball America's Transfer Portal Rankings.
- » Played for Team USA at the 2021 WBSC U-18 World Cup where the Americans won gold in Lima, Peru.
- » Started two games at the WBSC U-18 World Cup and struck out 15 over 11.1 innings with a 1.85 ERA.

STANDOUT GAMES

	2025	CAREER
5+ Strikeouts	16	28
10+ Strikeouts	2	3
2-run or less CG	8	18

STREAKS

	ACTIVE	CAREER
Wins	1	9
Scoreless Innings	4.1	17.1

CHAFFIN'S GAME-BY-GAME STATS

DATE	OPPONENT	GS	DEC.	IP	H	R	ER	BB	SO	2B	3B	HR	WP	HBP	IBB	BF	PC	ERA	PO	A	E
Feb. 7	vs. Texas Tech	*	W	8.0	3	1	0	4	6	1	0	0	1	1	0	30	111	0.00	0	1	0
Feb. 7	vs. Duke		DNP																		
Feb. 8	vs. Bethune-Cookman		W	1.2	1	0	0	0	3	1	0	0	0	0	0	6	24	0.00	0	0	0
Feb. 8	vs. Penn State	*	W	6.0	3	0	0	1	5	0	0	0	0	1	0	23	89	0.00	0	0	0
Feb. 9	vs. Nebraska	*	W	7.0	5	0	0	0	6	2	0	0	0	0	0	27	91	0.00	0	2	0
Feb. 13	SOUTHERN ILLINOIS		DNP																		
Feb. 14	NORTH TEXAS	*	W	5.0	7	5	3	2	3	1	0	0	0	0	0	23	98	0.76	0	1	0
Feb. 14	BRADLEY		DNP																		
Feb. 15	BRADLEY		DNP																		
Feb. 16	GEORGIA TECH	*	W	5.0	6	3	3	1	9	2	0	0	0	0	0	23	86	1.29	0	0	0
Feb. 18	SAMFORD		DNP																		
Feb. 22	vs. Louisiana Tech	*	W	4.0	1	0	0	1	9	0	0	0	0	0	0	13	71	1.15	0	0	0
Feb. 22	vs. North Alabama		DNP																		
Feb. 23	vs. Jacksonville State	*	L	7.0	2	3	0	1	11	0	0	0	0	0	2	28	108	0.96	0	2	0
Feb. 23	vs. Miami (Ohio)		DNP																		
Feb. 26	UAB	*	W	5.0	3	1	1	0	8	1	0	0	0	0	0	18	65	1.01	0	2	0
Feb. 28	ALABAMA STATE		DNP																		
Feb. 28	NEW MEXICO	*	W	5.0	3	0	0	0	6	0	0	0	0	0	0	18	77	0.91	0	0	0
Mar. 1	NORTHWESTERN STATE		DNP																		
Mar. 1	NEW MEXICO	--		2.0	3	2	2	1	5	1	0	1	0	0	0	10	49	1.13	0	0	0
Mar. 2	NORTHWESTERN STATE	--		1.0	0	0	0	0	2	0	0	0	0	0	0	3	11	1.11	0	0	0
Mar. 5	LOUISIANA	*	W	5.0	3	1	1	3	5	0	0	0	1	0	0	21	76	1.14	0	2	0
Mar. 8	AUBURN*	*	W	7.0	7	4	4	7	11	4	0	0	0	0	0	34	144	1.43	0	0	0
Mar. 9	AUBURN*	S		2.0	1	0	0	0	1	0	0	0	1	0	0	6	26	1.39	0	0	0
Mar. 10	AUBURN*	W		3.2	2	0	0	0	6	0	0	0	1	0	0	13	53	1.26	1	0	0
Mar. 12	MIDDLE TENNESSEE	--		0.1	0	0	0	0	0	0	0	0	0	0	0	1	5	1.31	0	0	0
Mar. 14	at Alabama*	*	W	6.0	8	1	0	3	7	1	0	0	0	1	0	30	121	1.21	0	0	0
Mar. 14	at Alabama*		DNP																		
Mar. 16	at Alabama*	*	W	7.0	7	3	3	1	4	2	0	0	0	1	0	32	103	1.36	0	0	0
Mar. 19	at UAB	S		2.2	3	0	0	0	4	1	0	0	0	0	0	9	40	1.32	0	0	0
Mar. 21	at Northwestern	*	W	5.0	7	0	0	1	5	0	0	0	2	0	0	21	89	1.25	0	0	0
Mar. 22	at Northwestern	*	L	3.0	5	4	3	1	4	1	1	0	1	0	0	16	64	1.42	0	0	0
Mar. 22	at Northwestern	--		0.1	0	0	0	0	0	0	0	0	0	0	0	1	4	1.42	0	0	0
Mar. 26	at Southern Miss	--		2.0	1	0	0	2	3	0	0	0	0	0	0	9	136	0	0	0	0
Mar. 28	TEXAS*	W		7.0	4	3	3	1	6	0	0	1	0	0	0	26	105	1.50	0	1	0
Mar. 28	TEXAS*	L		2.1	7	6	6	0	1	0	0	2	0	1	0	15	53	1.85	0	1	0
Mar. 30	TEXAS*	*	L	4.1	8	6	6	2	2	1	2	1	0	0	0	23	100	2.14	0	0	0
Apr. 1	CENTRAL ARKANSAS		DNP																		
Apr. 4	at Tennessee*	*	L	4.2	8	7	6	3	5	0	0	2	1	1	0	27	97	2.41	0	0	0
Apr. 5	at Tennessee*		DNP																		
Apr. 5	at Tennessee*	*	L	1.2	6	5	5	0	1	0	0	2	0	1	0	13	43	2.67	0	1	0
Apr. 11	MISSOURI*	*	W	7.0	2	0	0	1	5	0	0	0	0	0	0	24	95	2.52	0	2	0
Apr. 12	MISSOURI*	--		2.0	3	2	1	0	4	2	0	1	0	0	0	9	32	2.54	0	1	0
Apr. 13	MISSOURI*	*	W	5.0	2	2	2	0	3	0	0	1	0	1	0	17	78	2.55	0	1	0
Apr. 18	vs. Oklahoma*																				
Apr. 19	at Oklahoma*																				
Apr. 20	at Oklahoma*																				
Apr. 25	at Kentucky*																				
Apr. 26	at Kentucky*																				
Apr. 27	at Kentucky*																				
May 1	OLE MISS*																				
May 2	OLE MISS*																				
May 3	OLE MISS*																				

* at LSU



29

SIERRA SACCO OF

SENIOR | L/R | 5-8 // MARRERO, LA. (JOHN CURTIS CHRISTIAN HS / LOUISIANA TECH)

SEASON HIGHS

At-Bats	5	2x, last, Missouri, 4/12/25
Hits	3	7x, last, Missouri, 4/13/25
Runs Scored	4	at Northwestern, 3/21/25
Runs Batted In	5	vs. Louisiana Tech, 2/22/25
Doubles	3	vs. Penn State, 2/8/25
Triples	1	2x, last, at UAB, 3/19/25
Home Runs	2	vs. Louisiana Tech, 2/22/25
Walks	3	4x, last, Tennessee, 4/5/25
Stolen Bases	2	vs. Nebraska, 2/9/25
Putouts	5	2x, last, at Alabama, 3/14/25
Assists	1	2x, last, at Alabama, 3/14/25
Hitting Streak	16 gm	2/26/25, UAB to 3/21/25, Northwestern

CAREER HIGHS

At-Bats	5	5x, last, Missouri, 4/12/25
Hits	4	2x, last vs. UCF, 2/22/24
Runs Scored	4	3x, last, at Northwestern, 3/21/25
Runs Batted In	5	vs. Louisiana Tech, 2/22/25
Doubles	3	vs. Penn State, 2/8/25
Triples	1	9x, last, at UAB, 3/19/25
Home Runs	2	vs. Louisiana Tech, 2/22/25
Walks	3	5x, last, Tennessee, 4/5/25
Stolen Bases	3	3x, last, Tennessee, 4/12/24
Putouts	7	Middle Tennessee, 3/26/23
Assists	2	vs. UTSA, 4/2/22
Hitting Streak	16 gm	2/26/25, UAB to 2/21/25, Northwestern

NOTEWORTHY

- » Has started all 44 games in center field.
- » Batting .504 (66-for-131), which leads the SEC and is fourth nationally.
- » Also leads the team in slugging percentage, on-base percentage, hits, walks, runs, doubles, RBIs and total bases.
- » On-base percentage is fifth nationally and would be second in MSU single-season history.
- » Doubles rank 26th nationally.
- » Leads the team in multi-hit and multi-RBI games.
- » MSU is now 60-9 when she scores a run.
- » Batted .667 in the series with **Missouri (4/11-13)** with a 1.000 slugging percentage and six RBIs.
- » Hit a game-tying grand slam against the **Tigers (4/12)**.
- » Hit her seventh home run to lead off the game at **No. 7 Tennessee (4/5)** and drew three walks.
- » Scored the tying run against **No. 1 Texas (3/28)** setting up the walk-off victory.
- » Was 3-for-3 in the second game of the doubleheader at **Northwestern (3/22)**.
- » Went 3-for-4 with a double and two RBIs against the **Wildcats (3/21)**.
- » Came a home run shy of the cycle at **UAB (3/19)** with two RBIs.
- » Reached base in 11-of-12 plate appearances in the series at **No. 25 Alabama (3/14-16)**.
- » Stole 10th base of the year and hit sixth home run of the season against **No. 18 Auburn (3/9)**.
- » Had three hits, including a homer, and three RBIs against **Louisiana (3/5)**.
- » Hit two homers, including a grand slam, vs. **Louisiana Tech (2/22)** for a career-high five RBIs.
- » Tied the MSU single-game record with three doubles vs. **Penn State (2/8)** while driving in a pair of runs.
- » Has started 210 consecutive games, all in center field and as the leadoff hitter, between Louisiana Tech and MSU.
- » Has not made an error in 203 straight chances dating back to 2023.

MULTI-HIT GAMES

	2	3	4	5+	TOTAL
2022*	14	9	1	--	24
2023*	8	4	--	--	12
2024	10	2	1	--	13
2025	14	8	--	--	22
TOTAL	46	23	2	--	71

MULTI-RBI GAMES

	2	3	4	5+	TOTAL
2022*	4	1	--	--	5
2023*	4	1	--	--	5
2024	1	1	1	--	3
2025	6	4	1	1	12
TOTAL	15	7	2	1	25

SACCO'S GAME-BY-GAME STATS

DATE	OPPONENT	POS	AB	R	H	RBI	2B	3B	HR	BB	SB	CS	HBP	SH	SF	GDP	K	PO	A	E	AVG
Feb. 7	vs. Texas Tech	*CF	4	0	1	1	0	0	0	0	0	1	0	0	0	0	1	5	0	0	.250
Feb. 7	vs. Duke	*CF	2	0	0	0	0	0	0	0	0	0	0	0	0	0	1	0	0	0	.167
Feb. 8	vs. Bethune-Cookman	*CF	4	1	1	1	0	0	0	0	0	0	0	0	0	0	0	0	1	0	.200
Feb. 8	vs. Penn State	*CF	4	1	3	2	3	0	0	0	0	0	0	0	0	0	1	0	0	0	.357
Feb. 9	vs. Nebraska	*CF	3	0	3	3	1	0	0	0	2	0	0	0	0	0	0	3	0	0	.471
Feb. 13	SOUTHERN ILLINOIS	*CF	4	2	2	1	0	0	0	0	1	0	0	0	0	0	0	4	0	0	.476
Feb. 14	NORTH TEXAS	*CF	1	3	1	0	0	0	0	3	1	0	0	0	0	0	0	3	0	0	.500
Feb. 14	BRADLEY	*CF	2	2	1	0	0	0	0	2	1	0	0	0	0	0	1	1	0	0	.500
Feb. 15	BRADLEY	*CF	2	1	1	2	0	1	0	2	0	1	0	0	0	0	0	0	0	0	.500
Feb. 16	GEORGIA TECH	*CF	1	1	0	0	0	0	0	3	0	0	0	0	0	0	0	1	0	0	.481
Feb. 18	SAMFORD	*CF	3	0	0	0	0	0	0	1	0	0	0	0	0	0	1	3	0	0	.433
Feb. 22	vs. Louisiana Tech	*CF	3	2	2	5	0	0	2	0	1	0	0	0	0	0	0	1	0	0	.455
Feb. 22	vs. North Alabama	*CF	1	3	1	1	1	0	0	3	1	0	0	0	0	0	0	0	0	0	.471
Feb. 23	vs. Jacksonville State	*CF	4	0	1	0	1	0	0	0	0	0	0	0	0	0	0	2	0	0	.447
Feb. 23	vs. Miami (Ohio)	*CF	3	2	0	0	0	0	0	2	0	0	0	0	0	0	0	2	0	0	.415
Feb. 26	UAB	*CF	3	1	1	0	0	0	0	0	1	0	0	0	0	0	1	0	0	0	.409
Feb. 28	ALABAMA STATE	*CF	2	3	2	3	0	0	1	2	0	1	0	0	0	0	0	1	0	0	.435
Feb. 28	NEW MEXICO	*CF	3	2	2	3	0	0	1	1	0	0	0	0	0	0	0	0	0	0	.449
Mar. 1	NORTHWESTERN STATE	*CF	4	0	1	0	0	0	0	0	0	0	0	0	0	0	0	2	0	0	.434
Mar. 1	NEW MEXICO	*CF	3	2	2	0	0	0	0	0	1	0	0	0	0	0	0	1	0	0	.446
Mar. 2	NORTHWESTERN STATE	*CF	3	0	2	0	2	0	0	0	0	0	0	0	0	0	0	0	0	0	.458
Mar. 5	LOUISIANA	*CF	4	2	3	3	0	0	1	0	0	0	0	0	0	0	0	0	0	0	.476
Mar. 8	AUBURN*	*CF	2	1	2	0	0	0	0	2	0	0	0	0	0	0	0	0	0	0	.492
Mar. 9	AUBURN*	*CF	4	1	1	2	0	0	1	0	0	0	0	0	0	0	1	2	1	0	.478
Mar. 10	AUBURN*	*CF	3	1	1	0	0	0	0	1	0	0	0	0	0	0	0	0	0	0	.472
Mar. 12	MIDDLE TENNESSEE	*CF	3	0	1	0	0	0	0	0	1	0	0	0	0	0	1	1	0	0	.467
Mar. 14	at Alabama*	*CF	3	3	2	1	1	0	0	1	1	0	0	0	0	0	0	0	2	0	.474
Mar. 14	at Alabama*	*CF	3	1	2	1	0	0	0	1	1	0	0	0	0	0	0	5	1	0	.481
Mar. 16	at Alabama*	*CF	2	1	2	0	1	0	0	2	0	0	0	0	0	0	0	3	0	0	.494
Mar. 19	at UAB	*CF	5	1	3	2	1	1	0	0	0	0	0	0	0	0	0	1	0	0	.500
Mar. 21	at Northwestern	*CF	4	4	3	2	1	0	0	0	0	0	0	0	0	0	0	1	0	0	.511
Mar. 22	at Northwestern	*CF	3	0	0	0	0	0	0	0	0	0	0	0	0	0	1	0	0	0	.495
Mar. 22	at Northwestern	*CF/DP	3	3	3	0	0	0	0	0	0	0	0	1	0	0	0	0	1	0	.510
Mar. 26	at Southern Miss	*CF	4	1	2	0	0	0	0	0	0	0	0	0	0	0	0	1	0	0	.510
Mar. 28	TEXAS*	*CF	3	1	2	0	0	0	0	0	0	0	0	0	0	0	1	0	0	0	.514
Mar. 28	TEXAS*	*CF	3	0	0	0	0	0	0	1	0	0	0	0	0	0	2	4	0	0	.500
Mar. 30	TEXAS*	*CF	3	0	0	1	0	0	0	0	0	0	0	0	1	0	2	1	0	0	.486
Apr. 1	CENTRAL ARKANSAS	*CF	2	2	2	1	1	0	0	0	0	0	1	0	1	0	0	1	0	0	.496
Apr. 4	at Tennessee*	*CF	3	0	1	0	0	0	0	0	0	0	0	0	0	0	2	0	0	0	.491
Apr. 5	at Tennessee*	*CF	1	2	1	1	0	0	1	3	1	0	0	0	0	0	0	1	0	0	.496
Apr. 5	at Tennessee*	*CF	2	0	0	0	0	0	0	0	0	0	0	0	0	0	0	1	0	0	.487
Apr. 11	MISSOURI*	*CF	4	1	3	2	1	0	0	0	0	0	0	0	0	0	0	2	0	0	.492
Apr. 12	MISSOURI*	*CF	5	1	2	4	0	0	1	0	0	0	0	0	0	0	2	0	0	0	.492
Apr. 13	MISSOURI*	*CF	3	1	3	0	0	0	0	1	1	0	0	0	0	0	0	2	0	0	.504
Apr. 18	vs. Oklahoma*																				
Apr. 19	at Oklahoma*																				
Apr. 20	at Oklahoma*																				
Apr. 25	at Kentucky*																				
Apr. 26	at Kentucky*																				
Apr. 27	at Kentucky*																				
May 1	OLE MISS*																				
May 2	OLE MISS*																				
May 3	OLE MISS*																				

	AVG	GP-GS	AB	R	H	2B	3B	HR	RBI	TB	SLG	BB	HBP	SO	GDP	OBP	SF	SH	SB-ATT	PO	A	E	FLD
2022*	.441	59-59	188	54	83	7	3	0	21	96	.511	36	2	40	0	.535	0	0	28-33	94	9	2	.981
2023*	.335	56-56	167	40	56	5	1	0	10	63	.377	41	7	31	0	.477	3	4	36-39	127	4	3	.978
2024	.347	54-54	150	54	52	6	3	2	19	70	.467	43	2	32	0	.492	2	3	19-19	67	1	0	1.000
2025	.504	44-44	131	53	66	14	2	8	42	108	.824	32	2	17	0	.599	2	0	15-18	59	3	0	1.000
TOTAL	.404	213-213	636	201	257	32	9	10	92	337	.530	152	13	120	0	.522	7	7	98-109	347	17	5	.986

* at Louisiana Tech



41

TAYLOR TROUTMAN OF
FRESHMAN | 5-10 | L/R // HENDERSON, KY. (HENDERSON COUNTY HS)

SEASON HIGHS

At-Bats
Hits
Runs Scored
Runs Batted In
Doubles
Triples
Home Runs
Walks
Stolen Bases
Putouts
Assists
Hitting Streak

CAREER HIGHS

At-Bats
Hits
Runs Scored
Runs Batted In
Doubles
Triples
Home Runs
Walks
Stolen Bases
Putouts
Assists
Hitting Streak

NOTEWORTHY

- » Will miss the 2025 season while recovering from a torn ACL in the fall.
- » Tabbed the No. 8 player in the class by Perfect Game and the No. 9 player nationally by Extra Inning Softball.
- » Also considered the No. 14 outfielder by Extra Inning.
- » Named the No. 29 position player in the class by Softball America.
- » Selected to the PGF Futures All-American Game and Triple Crown Futures All-American Game.
- » Played at Henderson County High School where she holds school records in career RBIs and home runs and is among the top 10 in school history for batting average, hits, runs and triples.
- » Played travel ball for Top Gun National, which landed among the top 10 in U.S. club rankings in 2023 and finished third at the Triple Crown National Championships.

TROUTMAN'S GAME-BY-GAME STATS

DATE	OPPONENT	POS	AB	R	H	RBI	2B	3B	HR	BB	SB	CS	HBP	SH	SF	GDP	K	PO	A	E	AVG
Feb. 7	vs. Texas Tech	DNP - INJURED																			
Feb. 7	vs. Duke	DNP - INJURED																			
Feb. 8	vs. Bethune-Cookman	DNP - INJURED																			
Feb. 8	vs. Penn State	DNP - INJURED																			
Feb. 9	vs. Nebraska	DNP - INJURED																			
Feb. 13	SOUTHERN ILLINOIS	DNP - INJURED																			
Feb. 14	NORTH TEXAS	DNP - INJURED																			
Feb. 14	BRADLEY	DNP - INJURED																			
Feb. 15	BRADLEY	DNP - INJURED																			
Feb. 16	GEORGIA TECH	DNP - INJURED																			
Feb. 18	SAMFORD	DNP - INJURED																			
Feb. 22	vs. Louisiana Tech	DNP - INJURED																			
Feb. 22	vs. North Alabama	DNP - INJURED																			
Feb. 23	vs. Jacksonville State	DNP - INJURED																			
Feb. 23	vs. Miami (Ohio)	DNP - INJURED																			
Feb. 26	UAB	DNP - INJURED																			
Feb. 28	ALABAMA STATE	DNP - INJURED																			
Feb. 28	NEW MEXICO	DNP - INJURED																			
Mar. 1	NORTHWESTERN STATE	DNP - INJURED																			
Mar. 1	NEW MEXICO	DNP - INJURED																			
Mar. 2	NORTHWESTERN STATE	DNP - INJURED																			
Mar. 5	LOUISIANA	DNP - INJURED																			
Mar. 8	AUBURN*	DNP - INJURED																			
Mar. 9	AUBURN*	DNP - INJURED																			
Mar. 10	AUBURN*	DNP - INJURED																			
Mar. 12	MIDDLE TENNESSEE	DNP - INJURED																			
Mar. 14	at Alabama*	DNP - INJURED																			
Mar. 14	at Alabama*	DNP - INJURED																			
Mar. 16	at Alabama*	DNP - INJURED																			
Mar. 19	at UAB	DNP - INJURED																			
Mar. 21	at Northwestern	DNP - INJURED																			
Mar. 22	at Northwestern	DNP - INJURED																			
Mar. 22	at Northwestern	DNP - INJURED																			
Mar. 26	at Southern Miss	DNP - INJURED																			
Mar. 28	TEXAS*	DNP - INJURED																			
Mar. 28	TEXAS*	DNP - INJURED																			
Mar. 30	TEXAS*	DNP - INJURED																			
Apr. 1	CENTRAL ARKANSAS	DNP - INJURED																			
Apr. 4	at Tennessee*	DNP - INJURED																			
Apr. 5	at Tennessee*	DNP - INJURED																			
Apr. 5	at Tennessee*	DNP - INJURED																			
Apr. 11	MISSOURI*	DNP - INJURED																			
Apr. 12	MISSOURI*	DNP - INJURED																			
Apr. 13	MISSOURI*	DNP - INJURED																			
Apr. 18	vs. Oklahoma*																				
Apr. 19	at Oklahoma*																				
Apr. 20	at Oklahoma*																				
Apr. 25	at Kentucky*																				
Apr. 26	at Kentucky*																				
Apr. 27	at Kentucky*																				
May 1	OLE MISS*																				
May 2	OLE MISS*																				
May 3	OLE MISS*																				

MULTI-HIT GAMES

	2	3	4	5+	TOTAL
2025	--	--	--	--	0
TOTAL	--	--	--	--	0

MULTI-RBI GAMES

	2	3	4	5+	TOTAL
2025	--	--	--	--	0
TOTAL	--	--	--	--	0

	AVG	GP-GS	AB	R	H	2B	3B	HR	RBI	TB	SLG	BB	HBP	SO	GDP	OBP	SF	SH	SB-ATT	PO	A	E	FLD
2025	--	0-0	0	0	0	0	0	0	0	0	--	0	0	0	0	--	0	0	0-0	0	0	0	--
TOTAL	--	0-0	0	0	0	0	0	0	0	0	--	0	0	0	0	--	0	0	0-0	0	0	0	--



42

KALANI SELLS OF

FRESHMAN | 5-4 | R/R // JASPER, TEXAS (JASPER HS)

SEASON HIGHS

At-Bats	1	6x, last, Missouri, 4/11/25
Hits		
Runs Scored	1	7x, last, at Northwestern, 3/21/25
Runs Batted In		
Doubles		
Triples		
Home Runs		
Walks	1	vs. Louisiana Tech 2/22/25
Stolen Bases	1	3x, last, Northwestern State, 3/1/25
Putouts	3	vs. Penn State, 2/8/25
Assists		
Hitting Streak		

CAREER HIGHS

At-Bats	1	6x, last, Missouri, 4/11/25
Hits		
Runs Scored	1	7x, last, at Northwestern, 3/21/25
Runs Batted In		
Doubles		
Triples		
Home Runs		
Walks	1	vs. Louisiana Tech 2/22/25
Stolen Bases	1	3x, last, Northwestern State, 3/1/25
Putouts	3	vs. Penn State, 2/8/25
Assists		
Hitting Streak		

NOTEWORTHY

- » Has played in 42 games, making one start in left field.
- » Has stolen three bases.
- » Played every game of the **Missouri (4/11-13)** series as a defensive replacement and remained in the game for on at-bat in the series.
- » Stole a base against **No. 1 Texas (3/28)** after entering as a pinch runner.
- » Played both left and center field after pinch running at **Northwestern (3/22)**.
- » Scored as a pinch runner and remained in the game in left field at **No. 25 Alabama (3/14)**.
- » Scored her fifth run of the year as a pinch runner in the final game of the sweep of **No. 18 Auburn (3/10)**.
- » Made her first career start against **Alabama State (2/28)** and scored a run.
- » Pinch hit against **Bradley (2/15)** and remained in the game in left field.
- » Stole a base and scored against **UAB (2/26)**.
- » Walked and scored in the win vs. **Louisiana Tech (2/22)**.
- » Recorded a career-high three putouts after entering as a pinch runner vs. **Penn State (2/8)**.
- » Stole a base vs. **Bethune-Cookman (2/8)**.
- » Made her debut as a defensive replacement in left field vs. **No. 13 Texas Tech (2/7)**.
- » Also remained in the game for her first at-bat against the Nittany Lions.
- » Younger sister of fellow Bulldog Kiarra Sells.
- » Played at Jasper High School where her team was the 2022 District Champions while going undefeated.
- » Named the Jasper's offensive MVP as a senior after leading the team in batting average (.588), RBIs (20), home runs (14) and stolen bases (11).
- » Led Jasper in batting average, RBIs, home runs and stolen bases in 2023 and was named the defensive MVP.

MULTI-HIT GAMES

	2	3	4	5+	TOTAL
2025	--	--	--	--	0
TOTAL	--	--	--	--	0

MULTI-RBI GAMES

	2	3	4	5+	TOTAL
2025	--	--	--	--	0
TOTAL	--	--	--	--	0

SELLS' GAME-BY-GAME STATS

DATE	OPPONENT	POS	AB	R	H	RBI	2B	3B	HR	BB	SB	CS	HBP	SH	SF	GDP	K	PO	A	E	AVG
Feb. 7	vs. Texas Tech	LF	0	0	0	0	0	0	0	0	0	0	0	0	0	0	0	1	0	0	.000
Feb. 7	vs. Duke	LF	0	0	0	0	0	0	0	0	0	0	0	0	0	0	0	0	0	0	.000
Feb. 8	vs. Bethune-Cookman	PR/LF	0	0	0	0	0	0	0	0	1	0	0	0	0	0	0	0	0	0	.000
Feb. 8	vs. Penn State	PR/LF	1	0	0	0	0	0	0	0	0	0	0	0	0	0	0	3	0	0	.000
Feb. 9	vs. Nebraska	LF	0	0	0	0	0	0	0	0	0	0	0	0	0	0	0	1	0	0	.000
Feb. 13	SOUTHERN ILLINOIS	PR/LF	1	1	0	0	0	0	0	0	0	0	0	0	0	0	1	1	0	0	.000
Feb. 14	NORTH TEXAS	PR/LF	0	0	0	0	0	0	0	0	0	0	0	0	0	0	0	0	0	0	.000
Feb. 14	BRADLEY	LF	0	0	0	0	0	0	0	0	0	0	0	0	0	0	0	0	0	0	.000
Feb. 15	BRADLEY	PH/LF	1	0	0	0	0	0	0	0	0	0	0	0	0	0	0	0	0	0	.000
Feb. 16	GEORGIA TECH	LF	0	0	0	0	0	0	0	0	0	0	0	0	0	0	0	0	0	0	.000
Feb. 18	SAMFORD	LF	0	0	0	0	0	0	0	0	0	0	0	0	0	0	0	1	0	0	.000
Feb. 22	vs. Louisiana Tech	PR/LF	0	1	0	0	0	0	0	1	0	0	0	0	0	0	0	1	0	0	.000
Feb. 22	vs. North Alabama	LF	0	0	0	0	0	0	0	0	0	0	0	0	0	0	0	0	0	0	.000
Feb. 23	vs. Jacksonville State	LF	0	0	0	0	0	0	0	0	0	0	0	0	0	0	0	0	0	0	.000
Feb. 23	vs. Miami (Ohio)	LF	0	0	0	0	0	0	0	0	0	0	0	0	0	0	0	0	0	0	.000
Feb. 26	UAB	PR/LF	0	1	0	0	0	0	0	0	1	0	0	0	0	0	0	1	0	0	.000
Feb. 28	ALABAMA STATE	*LF	0	1	0	0	0	0	0	0	0	0	0	0	0	0	0	0	0	0	.000
Feb. 28	NEW MEXICO	LF	0	0	0	0	0	0	0	0	0	0	0	0	0	0	0	0	0	0	.000
Mar. 1	NORTHWESTERN STATE	PR/LF	0	0	0	0	0	0	0	0	1	0	0	0	0	0	0	0	0	0	.000
Mar. 1	NEW MEXICO	LF	0	0	0	0	0	0	0	0	0	0	0	0	0	0	0	0	0	0	.000
Mar. 2	NORTHWESTERN STATE	PR/LF	0	0	0	0	0	0	0	0	0	0	0	0	0	0	0	0	0	0	.000
Mar. 5	LOUISIANA	LF	0	0	0	0	0	0	0	0	0	0	0	0	0	0	0	1	0	0	.000
Mar. 8	AUBURN*	PR/LF	0	0	0	0	0	0	0	0	0	0	0	0	0	0	0	0	0	0	.000
Mar. 9	AUBURN*	LF	0	0	0	0	0	0	0	0	0	0	0	0	0	0	0	0	0	0	.000
Mar. 10	AUBURN*	PR	0	1	0	0	0	0	0	0	0	0	0	0	0	0	0	0	0	0	.000
Mar. 12	MIDDLE TENNESSEE		DNP																		
Mar. 14	at Alabama*	LF	0	0	0	0	0	0	0	0	0	0	0	0	0	0	0	0	0	0	.000
Mar. 14	at Alabama*	PR/LF	0	1	0	0	0	0	0	0	0	0	0	0	0	0	0	0	0	0	.000
Mar. 16	at Alabama*	LF	0	0	0	0	0	0	0	0	0	0	0	0	0	0	0	2	0	0	.000
Mar. 19	at UAB	LF	0	0	0	0	0	0	0	0	0	0	0	0	0	0	0	0	0	0	.000
Mar. 21	at Northwestern	PR/LF	1	1	0	0	0	0	0	0	0	0	0	0	0	0	0	1	0	0	.000
Mar. 22	at Northwestern	LF	0	0	0	0	0	0	0	0	0	0	0	0	0	0	0	0	0	0	.000
Mar. 22	at Northwestern	PR/LF/CF	1	0	0	0	0	0	0	0	0	0	0	0	0	0	1	0	0	0	.000
Mar. 26	at Southern Miss	PR/LF	0	0	0	0	0	0	0	0	0	0	0	0	0	0	0	1	0	0	.000
Mar. 28	TEXAS*	LF	0	0	0	0	0	0	0	0	0	0	0	0	0	0	0	2	0	0	.000
Mar. 28	TEXAS*	PR/LF	0	0	0	0	0	0	0	0	0	1	0	0	0	0	0	0	0	0	.000
Mar. 30	TEXAS*	PR/LF	0	0	0	0	0	0	0	0	0	0	0	0	0	0	0	0	0	0	.000
Apr. 1	CENTRAL ARKANSAS	PR/LF	0	0	0	0	0	0	0	0	0	0	0	0	0	0	0	0	0	0	.000
Apr. 4	at Tennessee*		DNP																		
Apr. 5	at Tennessee*	LF	0	0	0	0	0	0	0	0	0	0	0	0	0	0	0	0	0	0	.000
Apr. 5	at Tennessee*	LF	0	0	0	0	0	0	0	0	0	0	0	0	0	0	0	1	0	0	.000
Apr. 11	MISSOURI*	LF	1	0	0	0	0	0	0	0	0	0	0	0	0	0	0	0	0	0	.000
Apr. 12	MISSOURI*	LF	0	0	0	0	0	0	0	0	0	0	0	0	0	0	0	0	0	0	.000
Apr. 13	MISSOURI*	LF	0	0	0	0	0	0	0	0	0	0	0	0	0	0	0	0	0	0	.000
Apr. 18	vs. Oklahoma*																				
Apr. 19	at Oklahoma*																				
Apr. 20	at Oklahoma*																				
Apr. 25	at Kentucky*																				
Apr. 26	at Kentucky*																				
Apr. 27	at Kentucky*																				
May 1	OLE MISS*																				
May 2	OLE MISS*																				
May 3	OLE MISS*																				



43

HOSANNA LINDBLADE

P

SOPHOMORE | R/R | 6-0 // WALLER, TEXAS (HOMESCHOOLED)

SEASON HIGHS

Innings	
Longest Start	
Shortest Start	
Longest Relief	
Strikeouts	
Walks	
Hits	
Runs	
Earned Runs	
Pitch Count	
Putouts	
Assists	

CAREER HIGHS

Innings	1.0	2x, last, Memphis, 4/16/24
Longest Start		
Shortest Start		
Longest Relief	1.0	2x, last, Memphis, 4/16/24
Strikeouts	1	2x, last, Memphis, 4/16/24
Walks	1	Memphis, 4/16/24
Hits	1	2x, last, Memphis, 4/16/24
Runs	1	2x, last, Memphis, 4/16/24
Earned Runs		
Pitch Count	30	Memphis, 4/16/24
Putouts		
Assists	1	Alcorn State, 3/2/24

NOTEWORTHY

- » Held opponents to a .053 batting average in fall ball this year.
- » Named a 2024 NFCA All-America Scholar-Athlete.
- » Threw 2.0 innings last year without allowing an earned run while recording two strikeouts.
- » Tabbed the No. 45 prospect in the nation by Extra Inning Softball and the No. 21 pitcher in the class of 2024.
- » Was homeschooled but was a six-year letterwinner for her area homeschool team HCYA Homeschool.
- » Team won state championships in 2018, 2019 and 2021.
- » Went on to win the NACA National Championship in 2021 and was a member of the NACA All-Tournament Team.
- » Named a high school All-American in 2021.

LINDBLADE'S GAME-BY-GAME STATS

DATE	OPPONENT	GS	DEC.	IP	H	R	ER	BB	SO	2B	3B	HR	WP	HBP	IBB	BF	PC	ERA	PO	A	E
Feb. 7	vs. Texas Tech		DNP																		
Feb. 7	vs. Duke		DNP																		
Feb. 8	vs. Bethune-Cookman		DNP																		
Feb. 8	vs. Penn State		DNP																		
Feb. 9	vs. Nebraska		DNP																		
Feb. 13	SOUTHERN ILLINOIS		DNP																		
Feb. 14	NORTH TEXAS		DNP																		
Feb. 14	BRADLEY		DNP																		
Feb. 15	BRADLEY		DNP																		
Feb. 16	GEORGIA TECH		DNP																		
Feb. 18	SAMFORD		DNP																		
Feb. 22	vs. Louisiana Tech		DNP																		
Feb. 22	vs. North Alabama		DNP																		
Feb. 23	vs. Jacksonville State		DNP																		
Feb. 23	vs. Miami (Ohio)		DNP																		
Feb. 26	UAB		DNP																		
Feb. 28	ALABAMA STATE		DNP																		
Feb. 28	NEW MEXICO		DNP																		
Mar. 1	NORTHWESTERN STATE		DNP																		
Mar. 1	NEW MEXICO		DNP																		
Mar. 2	NORTHWESTERN STATE		DNP																		
Mar. 5	LOUISIANA		DNP																		
Mar. 8	AUBURN*		DNP																		
Mar. 9	AUBURN*		DNP																		
Mar. 10	AUBURN*		DNP																		
Mar. 12	MIDDLE TENNESSEE		DNP																		
Mar. 14	at Alabama*		DNP																		
Mar. 14	at Alabama*		DNP																		
Mar. 16	at Alabama*		DNP																		
Mar. 19	at UAB		DNP																		
Mar. 21	at Northwestern		DNP																		
Mar. 22	at Northwestern		DNP																		
Mar. 22	at Northwestern		DNP																		
Mar. 26	at Southern Miss		DNP																		
Mar. 28	TEXAS*		DNP																		
Mar. 28	TEXAS*		DNP																		
Mar. 30	TEXAS*		DNP																		
Apr. 1	CENTRAL ARKANSAS		DNP																		
Apr. 4	at Tennessee*		DNP																		
Apr. 5	at Tennessee*		DNP																		
Apr. 5	at Tennessee*		DNP																		
Apr. 11	MISSOURI*		DNP																		
Apr. 12	MISSOURI*		DNP																		
Apr. 13	MISSOURI*		DNP																		
Apr. 18	vs. Oklahoma*																				
Apr. 19	at Oklahoma*																				
Apr. 20	at Oklahoma*																				
Apr. 25	at Kentucky*																				
Apr. 26	at Kentucky*																				
Apr. 27	at Kentucky*																				
May 1	OLE MISS*																				
May 2	OLE MISS*																				
May 3	OLE MISS*																				

STANDOUT GAMES

	2025	CAREER
5+ Strikeouts	--	--
10+ Strikeouts	--	--
2-run or less CG	--	--

STREAKS

	ACTIVE	CAREER
Wins	--	--
Scoreless Innings	0.1	1.0

	ERA	W-L	APP	GS	CG	SHD	SV	IP	H	R	ER	BB	SO	2B	3B	HR	BF	B/AVG	WP	HP	PO	A	E	FLD
2024	0.00	0-0	2	0	0	0	0	2.0	2	2	0	1	2	1	0	0	10	.222	3	0	0	1	0	1.000
2025	--	0-0	0	0	0	0	0	0.0	0	0	0	0	0	0	0	0	0	--	0	0	0	0	0	--
TOTAL	0.00	0-0	2	0	0	0	0	2.0	2	2	0	0	2	1	0	0	10	.222	3	0	0	1	0	1.000



48

DELAINEY EVERETT P

SOPHOMORE | L/L | 5-5 // OAKDALE, CALIF. (OAKDALE HS)

SEASON HIGHS

Innings	5.0	3x, last, Central Arkansas, 4/1/25
Longest Start	5.0	3x, last, Central Arkansas, 4/1/25
Shortest Start	1.0	Missouri, 4/12/25
Longest Relief	3.0	vs. North Alabama, 2/22/25
Strikeouts	7	at Tennessee, 4/5/25
Walks	2	2x, last, at Tennessee, 4/5/25
Hits	7	at Alabama, 3/14/25
Runs	5	Missouri, 4/12/25
Earned Runs	4	Missouri, 4/12/25
Pitch Count	76	at Tennessee, 4/5/25
Putouts	1	3x, last, at Southern Miss, 3/26/25
Assists	1	5x, last, Central Arkansas, 4/1/25

CAREER HIGHS

Innings	5.0	4x, last, Central Arkansas, 4/1/25
Longest Start	5.0	4x, last, Central Arkansas, 4/1/25
Shortest Start	1.0	Missouri 4/12/25
Longest Relief	4.0	at Alabama State, 3/20/24
Strikeouts	7	2x, last, at Tennessee, 4/5/25
Walks	2	3x, last, at Tennessee, 4/5/25
Hits	7	at Alabama, 3/14/25
Runs	5	2x, last, Missouri, 4/12/25
Earned Runs	5	Florida, 3/28/24
Pitch Count	93	Alcorn State, 3/3/24
Putouts	1	4x, last, at Southern Miss, 3/26/25
Assists	2	2x, last, at Alabama State, 3/20/24

NOTEWORTHY

- » Has made 17 appearances with 12 starts in the circle.
- » Pitching to a 2.13 ERA, which leads the team and ranks fifth in the SEC.
- » Second on the team with nine wins and boasts a save.
- » Second on the team with 41 strikeouts.
- » Averaging 1.06 walks per seven innings, which is ninth nationally.
- » Also 13th in the nation in strikeout-to-walk ratio (5.13).
- » Matched her career high with seven strikeouts over 4.0 innings to earn the win at **No. 7 Tennessee (4/5)** while throwing a season-high 76 pitches.
- » Tossed her second career complete game and shutout against **Central Arkansas (4/1)**, allowing just two hits.
- » Allowed just two hits in 4.0 innings against **No. 1 Texas (3/28)**.
- » Earned her sixth win of the season of the season at **Northwestern (3/22)** coming one out away from a complete game.
- » Claimed her fifth win of the season at **UAB (3/19)** while not allowing an earned run in 4.0 innings.
- » Threw 5.0 scoreless innings of one-hit ball against **Middle Tennessee (3/12)**.
- » Struck out a season-high four without a walk against **No. 18 Auburn (3/9)**.
- » Collected her fourth win of the season against **New Mexico (3/1)**, throwing 4.0 scoreless innings.
- » Earned the win in relief **vs. North Alabama (2/22)** while striking out three in 3.0 shutout innings.
- » Made her first start of the year against **Samford (2/16)** and struck out three over 5.0 innings to earn the win.
- » Earned her first career save against **Bradley (2/14)** while extending her scoreless innings streak to a career-long 11.0 innings, dating back to 2024.

STANDOUT GAMES

	2025	CAREER
5+ Strikeouts	1	3
10+ Strikeouts	--	--
2-run or less CG	1	1

STREAKS

	ACTIVE	CAREER
Wins	--	6
Scoreless Innings	--	15.0

EVERETT'S GAME-BY-GAME STATS

DATE	OPPONENT	GS	DEC.	IP	H	R	ER	BB	SO	2B	3B	HR	WP	HBP	IBB	BF	PC	ERA	PO	A	E
Feb. 7	vs. Texas Tech	DNP	- PERSONAL																		
Feb. 7	vs. Duke	DNP	- PERSONAL																		
Feb. 8	vs. Bethune-Cookman	DNP	- PERSONAL																		
Feb. 8	vs. Penn State	DNP	- PERSONAL																		
Feb. 9	vs. Nebraska	DNP	- PERSONAL																		
Feb. 13	SOUTHERN ILLINOIS	--		1.1	1	0	0	0	1	0	0	0	0	0	0	5	24	0.00	0	0	0
Feb. 14	NORTH TEXAS	DNP																			
Feb. 14	BRADLEY	S		0.1	0	0	0	0	1	0	0	0	0	0	0	1	3	0.00	0	0	0
Feb. 15	BRADLEY	DNP																			
Feb. 16	GEORGIA TECH	DNP																			
Feb. 18	SAMFORD	*		W	5.0	2	1	1	0	3	0	0	1	0	0	16	57	1.05	0	1	0
Feb. 22	vs. Louisiana Tech	DNP																			
Feb. 22	vs. North Alabama	W		3.0	3	0	0	0	3	1	0	0	0	0	0	12	37	0.72	0	0	0
Feb. 23	vs. Jacksonville State	DNP																			
Feb. 23	vs. Miami (Ohio)	W		1.2	3	1	0	1	1	0	0	0	0	0	0	15	41	0.62	0	0	1
Feb. 26	UAB	DNP																			
Feb. 28	ALABAMA STATE	DNP																			
Feb. 28	NEW MEXICO	DNP																			
Mar. 1	NORTHWESTERN STATE	DNP																			
Mar. 1	NEW MEXICO	*		W	4.0	3	0	0	2	2	0	0	0	0	0	16	55	0.46	0	1	0
Mar. 2	NORTHWESTERN STATE	--		0.2	1	0	0	1	0	0	0	0	0	0	0	4	16	0.44	0	1	0
Mar. 5	LOUISIANA	DNP																			
Mar. 8	AUBURN*	DNP																			
Mar. 9	AUBURN*	*		--	3.0	5	2	1	0	4	0	0	1	0	0	14	58	0.74	0	0	0
Mar. 10	AUBURN*	DNP																			
Mar. 12	MIDDLE TENNESSEE	*		--	5.0	1	0	0	0	4	0	0	0	0	1	17	58	0.58	1	1	0
Mar. 14	at Alabama*	DNP																			
Mar. 16	at Alabama*	*		--	3.0	7	3	3	0	0	1	1	0	1	0	15	45	1.30	1	0	0
Mar. 19	at UAB	*		W	4.0	5	2	0	0	2	0	0	1	0	0	18	57	1.13	0	0	0
Mar. 21	at Northwestern	DNP																			
Mar. 22	at Northwestern	DNP																			
Mar. 22	at Northwestern	*		W	4.2	5	2	2	1	4	2	0	0	0	1	21	69	1.37	0	0	0
Mar. 26	at Southern Miss	*		W	3.0	3	1	1	0	1	1	0	0	1	0	12	49	1.45	1	0	0
Mar. 28	TEXAS*	DNP																			
Mar. 28	TEXAS*	*		--	4.0	2	1	1	0	4	0	0	1	0	0	15	56	1.48	0	0	0
Mar. 30	TEXAS*	DNP																			
Apr. 1	CENTRAL ARKANSAS	*		W	5.0	2	0	0	1	3	0	0	0	0	0	18	59	1.32	0	1	0
Apr. 4	at Tennessee*	DNP																			
Apr. 5	at Tennessee*	*		W	4.0	3	4	3	2	7	0	0	1	0	0	18	76	1.63	0	0	1
Apr. 5	at Tennessee*	DNP																			
Apr. 11	MISSOURI*	DNP																			
Apr. 12	MISSOURI*	*		1.0	5	5	4	0	1	2	0	1	0	0	1	9	42	2.13	0	0	0
Apr. 13	MISSOURI*	DNP																			
Apr. 18	vs. Oklahoma*																				
Apr. 19	at Oklahoma*																				
Apr. 20	at Oklahoma*																				
Apr. 25	at Kentucky*																				
Apr. 26	at Kentucky*																				
Apr. 27	at Kentucky*																				
May 1	OLE MISS*																				
May 2	OLE MISS*																				
May 3	OLE MISS*																				

	ERA	W-L	APP	GS	CG	SHD	SV	IP	H	R	ER	BB	SO	2B	3B	HR	BF	B/AVG	WP	HP	PO	A	E	FLD
2024	2.78	4-0	14	1	1	1	0	27.2	25	11	11	7	37	3	1	1	119	.227	4	1	1	5	0	1.000
2025	2.13	9-0	17	12	1	1	1	52.2	51	22	16	8	41	7	1	6	220	.251	2	3	3	5	2	.800
TOTAL	2.35	13-0	31	13	2	2	1	80.1	76	33	27	15	78	10	2	7	339	.243	6	4	4	10	2	.875



55

JOSEY MARRON P

JUNIOR | R/R | 5-8 // GRIMES, IOWA. (NORTHWEST HS)

SEASON HIGHS

Innings	6.2	Bradley, 2/14/25
Longest Start	6.2	Bradley, 2/14/25
Shortest Start	0.0	Southern Illinois, 2/13/25
Longest Relief	2.2	Texas, 3/30/25
Strikeouts	7	vs. Bethune-Cookman, 2/8/25
Walks	5	Southern Illinois, 2/13/25
Hits	6	Bradley, 2/14/25
Runs	6	vs. Miami (Ohio), 2/23/25
Earned Runs	5	2x, last, vs. Miami (Ohio), 2/23/25
Pitch Count	106	Bradley, 2/14/25
Putouts	1	2x, last, Texas, 3/30/25
Assists	2	New Mexico, 2/28/25

CAREER HIGHS

Innings	7.0	5x, last, Texas A&M, 3/16/24
Longest Start	7.0	4x, last, Texas A&M, 3/16/24
Shortest Start	0.0	Southern Illinois, 2/13/25
Longest Relief	7.0	at Auburn, 5/6/23
Strikeouts	13	vs. Furman, 2/26/23
Walks	5	Southern Illinois, 2/13/25
Hits	10	2x, last, vs. Tennessee, 4/13/24
Runs	8	Texas A&M, 3/16/24
Earned Runs	7	Texas A&M, 3/16/24
Pitch Count	115	Tennessee, 4/13/24
Putouts	1	3x, last, Texas, 3/30/25
Assists	4	Texas A&M, 3/16/24

NOTEWORTHY

- » Has made 19 appearances with seven starts in the circle.
- » Has tossed 42.0 innings.
- » Third on the team with 35 strikeouts.
- » Threw 2.0 innings of relief, allowing one run, against **Missouri (4/12)** with two strikeouts.
- » Pitched 2.2 innings in relief against **No. 1 Texas (3/30)**, allowing one run.
- » Did not allow a hit in 2.0 innings against **No. 18 Auburn (3/9)**.
- » Threw 2.0 shutout innings in relief against **Alabama State (2/28)**.
- » Threw 2.0 scoreless frames in relief against **Samford (2/18)**.
- » Came one out shy of a complete game against **Bradley (2/14)** while striking out five.
- » Also turned a double play to end the fifth against the Braves.
- » Tossed 5.1 innings **vs. Bethune-Cookman (2/8)** without allowing an earned run and while striking out seven.
- » Has thrown 11 career complete games, including five solo shutouts.
- » Second on the team in appearances (27), ERA (3.51) and strikeouts (88) in 2024.
- » Walked just 5.4 percent of batters last year, which ranked second in the SEC, and averaged 1.66 walks per seven innings.
- » Tossed her first career no-hitter and the 24th in school history against **IUPUI (2/9)** last year.
- » Struck out nine of 16 batters faced in 5.0 innings against the Jaguars.
- » No-hitter was the first half of the first consecutive no-hitters in program history.

STANDOUT GAMES

	2025	CAREER
5+ Strikeouts	2	18
10+ Strikeouts	--	1
2-run or less CG	--	7

STREAKS

	ACTIVE	CAREER
Wins	--	7
Scoreless Innings	1.1	18.0

MARRON'S GAME-BY-GAME STATS

DATE	OPPONENT	GS	DEC.	IP	H	R	ER	BB	SO	2B	3B	HR	WP	HBP	IBB	BF	PC	ERA	PO	A	E
Feb. 7	vs. Texas Tech		DNP																		
Feb. 7	vs. Duke	*	L	1.2	4	5	5	2	2	1	0	1	0	0	0	9	43	21.00	0	0	0
Feb. 8	vs. Bethune-Cookman	*	--	5.1	3	2	0	2	7	1	0	0	1	1	0	25	98	5.00	0	1	1
Feb. 8	vs. Penn State		DNP																		
Feb. 9	vs. Nebraska		DNP																		
Feb. 13	SOUTHERN ILLINOIS	*	--	0.0	0	3	2	5	0	0	0	0	1	0	0	6	30	7.00	0	0	0
Feb. 14	NORTH TEXAS		DNP																		
Feb. 14	BRADLEY	*	W	6.2	6	3	3	1	5	0	0	1	1	0	0	27	106	5.12	1	1	0
Feb. 15	BRADLEY		DNP																		
Feb. 16	GEORGIA TECH		DNP																		
Feb. 18	SAMFORD	--	2.0	0	0	0	0	1	2	0	0	0	1	0	0	7	31	4.47	0	1	0
Feb. 22	vs. Louisiana Tech		DNP																		
Feb. 22	vs. North Alabama	*	--	4.0	3	2	2	2	3	1	0	0	0	0	1	18	62	4.27	0	0	0
Feb. 23	vs. Jacksonville State		DNP																		
Feb. 23	vs. Miami (Ohio)	*	--	1.1	4	6	5	1	0	1	0	0	1	0	1	10	43	5.67	0	0	0
Feb. 26	UAB		DNP																		
Feb. 28	ALABAMA STATE	--	2.0	0	0	0	0	1	1	0	0	0	0	1	0	8	28	5.17	0	1	0
Feb. 28	NEW MEXICO	--	2.0	0	1	1	1	1	2	0	0	0	1	3	0	10	41	5.04	0	2	0
Mar. 1	NORTHWESTERN STATE		DNP																		
Mar. 1	NEW MEXICO		DNP																		
Mar. 2	NORTHWESTERN STATE	*	L	5.1	5	5	4	3	3	1	0	0	2	2	0	26	86	5.08	0	0	0
Mar. 5	LOUISIANA		DNP																		
Mar. 8	AUBURN*		DNP																		
Mar. 9	AUBURN*	W	2.0	0	2	2	3	4	0	0	0	0	1	2	0	11	44	5.20	0	1	0
Mar. 10	AUBURN*	--	1.2	4	2	2	2	1	0	1	0	0	0	0	0	11	51	5.50	0	0	0
Mar. 12	MIDDLE TENNESSEE	L	1.1	3	1	1	0	1	0	0	0	0	0	0	0	6	21	5.35	0	1	0
Mar. 14	at Alabama*		DNP																		
Mar. 14	at Alabama*	L	0.2	2	2	2	3	1	0	0	0	0	0	0	0	7	32	5.64	0	0	0
Mar. 16	at Alabama*		DNP																		
Mar. 19	at UAB	--	0.1	2	2	2	1	0	1	0	0	0	0	1	0	5	21	5.97	0	0	0
Mar. 21	at Northwestern		DNP																		
Mar. 22	at Northwestern		DNP																		
Mar. 22	at Northwestern		DNP																		
Mar. 26	at Southern Miss		DNP																		
Mar. 28	TEXAS*		DNP																		
Mar. 28	TEXAS*		DNP																		
Mar. 30	TEXAS*	--	2.2	3	1	1	1	1	1	1	0	0	0	0	0	12	47	5.74	1	1	0
Apr. 1	CENTRAL ARKANSAS		DNP																		
Apr. 4	at Tennessee*	--	0.0	2	1	1	0	0	1	0	0	0	0	0	0	2	10	5.92	0	0	0
Apr. 5	at Tennessee*		DNP																		
Apr. 5	at Tennessee*	--	1.0	3	2	1	1	0	1	0	0	0	0	0	0	7	21	5.95	0	0	0
Apr. 11	MISSOURI*		DNP																		
Apr. 12	MISSOURI*	--	2.0	2	1	1	0	2	0	0	0	1	0	0	0	9	27	5.83	0	0	0
Apr. 13	MISSOURI*		DNP																		
Apr. 18	vs. Oklahoma*																				
Apr. 19	at Oklahoma*																				
Apr. 20	at Oklahoma*																				
Apr. 25	at Kentucky*																				
Apr. 26	at Kentucky*																				
Apr. 27	at Kentucky*																				
May 1	OLE MISS*																				
May 2	OLE MISS*																				
May 3	OLE MISS*																				

	ERA	W-L	APP	GS	CG	SHO	SV	IP	H	R	ER	BB	SO	2B	3B	HR	BF	B/AVG	WP	HP	PO	A	E	FLD
2023	2.38	8-2	22	13	3	2	1	79.1	65	33	27	18	95	12	0	5	334	.217	10	9	0	11	2	.846
2024	3.68	9-10	27	20	8	3	2	114.0	112	66	60	27	88	16	1	13	493	.251	15	11	1	13	1	.933
2025	5.83	2-4	19	7	0	0	0	42.0	46	41	35	30	35	9	1	3	218	.272	9	12	2	8	1	.909
TOTAL	3.63	19-16	68	40	11	5	3	235.1	223	140	122	75	218	37	2	21	1045	.244	34	32	3	32	4	.897



67

KYLEE EDWARDS INF

SOPHOMORE | 5-6 | R/R // WALDRON, IND. (SHELBYVILLE HS)

SEASON HIGHS

At-Bats	4	7x, last, Missouri, 4/12/25
Hits	2	9x, last, at Tennessee, 4/5/25
Runs Scored	2	4x, last, Missouri, 4/13/25
Runs Batted In	4	at Northwestern, 3/21/25
Doubles	1	8x, last, at Tennessee, 4/5/25
Triples		
Home Runs	1	8x, last, Missouri, 4/11/25
Walks	2	2x, last, Texas, 3/28/25
Stolen Bases	1	4x, last, UAB, 2/26/25
Putouts	3	3x, last, Missouri, 4/12/25
Assists	5	Northwestern State, 3/2/25
Hitting Streak	9 gm	2/22/25, vs. Louisiana Tech to 3/1/25, New Mexico

CAREER HIGHS

At-Bats	4	12x, last, Missouri, 4/12/25
Hits	2	18x, last, at Tennessee, 4/5/25
Runs Scored	2	9x, last, Missouri, 4/13/25
Runs Batted In	4	3x, last, at Northwestern, 3/21/25
Doubles	1	16x, last, at Tennessee, 4/5/25
Triples	1	2x, last, at Ole Miss, 3/9/24
Home Runs	1	13x, last, Missouri, 4/11/25
Walks	2	5x, last, Texas, 3/28/25
Stolen Bases	1	8x, last, UAB, 2/26/25
Putouts	3	6x, last, Missouri, 4/12/25
Assists	6	Florida, 3/29/24
Hitting Streak	9 gm	2/22/25, vs. Louisiana Tech to 3/1/25, New Mexico

NOTEWORTHY

- » Has started all 44 games at shortstop.
- » Batting .333 (40-for-120) on the year, which is fourth on the team.
- » Third on the team in hits, homers and walks.
- » Fourth on the team in on-base percentage (.414) and RBIs (32).
- » Fifth in slugging percentage (.600).
- » Leads the team with 66 assists and second on the team with seven double plays.
- » Now ranks fourth in among all MSU shortstops in history with 17 double plays.
- » Recorded a hit in every game of the **Missouri (4/11-13)** series, including a homer in the series opener.
- » Drove in three runs for her team-leading 10th multi-RBI game at **No. 7 Tennessee (4/5)**.
- » Singled and scored in the win over **No. 1 Texas (3/28)**.
- » Hit a grand slam at **Northwestern (3/21)**.
- » Grabbed two hits, including a homer, in a three-RBI day at **No. 25 Alabama (3/14)**.
- » Doubled and drove in two runs at **UAB (3/19)**.
- » Grabbed two hits in State's seven-run fourth inning to secure the sweep of **No. 18 Auburn (3/10)** for her fifth multi-hit game of the season.
- » Doubled in the series opener with **No. 18 Auburn (3/8)**.
- » Homered in four straight games at the **Bulldog Invitational (2/28-3/2)**.
- » Homered again against **New Mexico (3/1)** and **Northwestern State (3/1)**.
- » Ran her hitting streak to a career-long nine games and reached-base streak to a career-long 13 games with the homers.
- » Doubled in back-to-back games **vs. Jacksonville State (2/23)** and **vs. Miami (Ohio) (2/23)**.
- » Stole home in the win **vs. Louisiana Tech (2/22)**.
- » Was a 1,000-point scorer in basketball and holds her high school's scoring record.

MULTI-HIT GAMES

	2	3	4	5+	TOTAL
2024	9	--	--	--	9
2025	9	--	--	--	9
TOTAL	18	--	--	--	18

MULTI-RBI GAMES

	2	3	4	5+	TOTAL
2024	1	2	2	--	5
2025	6	3	1	--	10
TOTAL	7	5	3	--	15

EDWARDS' GAME-BY-GAME STATS

DATE	OPPONENT	POS	AB	R	H	RBI	2B	3B	HR	BB	SB	CS	HBP	SH	SF	GDP	K	PO	A	E	AVG
Feb. 7	vs. Texas Tech	*SS	3	1	0	0	0	0	0	0	0	0	0	0	0	0	2	2	3	0	.000
Feb. 7	vs. Duke	*SS	2	0	0	0	0	0	0	0	0	0	0	0	0	1	0	1	2	0	.000
Feb. 8	vs. Bethune-Cookman	*SS	3	1	1	1	0	0	1	0	0	0	0	0	0	0	0	0	2	2	.125
Feb. 8	vs. Penn State	*SS	4	0	1	2	1	0	0	0	0	0	0	0	0	0	1	0	2	0	.167
Feb. 9	vs. Nebraska	*SS	3	0	0	0	0	0	0	0	0	0	0	0	0	0	1	0	0	1	.133
Feb. 13	SOUTHERN ILLINOIS	*SS	4	0	1	3	1	0	0	0	1	0	0	0	0	0	0	1	1	0	.158
Feb. 14	NORTH TEXAS	*SS	2	0	0	1	0	0	0	0	0	0	0	0	1	0	0	1	1	0	.143
Feb. 14	BRADLEY	*SS	3	0	0	0	0	0	0	1	1	0	0	0	0	0	0	2	3	0	.125
Feb. 15	BRADLEY	*SS	3	1	2	2	0	0	0	0	0	0	0	0	0	0	0	1	1	0	.185
Feb. 16	GEORGIA TECH	*SS	2	0	0	0	0	0	0	1	0	0	0	0	0	0	0	0	0	1	.172
Feb. 18	SAMFORD	*SS	1	0	0	0	0	0	0	1	0	0	0	1	0	0	0	2	1	0	.167
Feb. 22	vs. Louisiana Tech	*SS	2	2	1	0	0	0	0	1	1	0	0	0	0	0	0	1	1	0	.188
Feb. 22	vs. North Alabama	*SS	2	1	1	0	0	0	0	1	0	0	0	0	0	0	0	2	0	0	.206
Feb. 23	vs. Jacksonville State	*SS	3	0	1	0	1	0	0	0	0	0	0	0	0	0	1	0	2	0	.216
Feb. 23	vs. Miami (Ohio)	*SS	3	2	2	0	1	0	0	0	1	0	0	0	0	0	0	1	4	0	.250
Feb. 26	UAB	*SS	2	1	1	1	0	0	0	0	1	0	1	0	0	0	0	0	0	0	.262
Feb. 28	ALABAMA STATE	*SS	2	1	1	2	0	0	1	0	0	0	0	0	0	0	0	0	1	0	.273
Feb. 28	NEW MEXICO	*SS	2	1	2	1	0	0	1	1	0	0	0	0	0	0	0	1	3	0	.304
Mar. 1	NORTHWESTERN STATE	*SS	3	1	2	1	0	0	1	0	0	0	0	0	0	0	0	2	1	0	.327
Mar. 1	NEW MEXICO	*SS	4	1	1	2	0	0	1	0	0	0	0	0	0	0	1	2	1	0	.321
Mar. 2	NORTHWESTERN STATE	*SS	3	0	0	0	0	0	0	0	0	0	0	0	0	0	0	3	5	0	.304
Mar. 5	LOUISIANA	*SS	3	0	1	0	0	0	0	0	0	0	0	0	0	0	0	1	2	0	.305
Mar. 8	AUBURN*	*SS	3	1	1	0	1	0	0	0	0	0	0	0	0	0	0	3	2	1	.306
Mar. 9	AUBURN*	*SS	3	0	0	0	0	0	0	0	0	0	0	0	0	0	0	0	2	0	.292
Mar. 10	AUBURN*	*SS	3	1	2	0	1	0	0	0	0	0	0	0	0	0	0	0	3	0	.309
Mar. 12	MIDDLE TENNESSEE	*SS	2	0	0	0	0	0	0	0	0	0	0	1	0	0	0	1	0	0	.300
Mar. 14	at Alabama*	*SS	4	1	2	3	0	0	1	0	0	0	0	0	0	0	0	1	0	2	.311
Mar. 14	at Alabama*	*SS	3	0	0	0	0	0	0	0	1	0	0	0	0	0	0	1	2	0	.299
Mar. 16	at Alabama*	*SS	4	0	1	0	0	0	0	0	0	0	0	0	0	0	0	1	2	0	.296
Mar. 19	at UAB	*SS	4	1	2	2	1	0	0	0	0	0	0	0	0	0	1	2	2	0	.306
Mar. 21	at Northwestern	*SS	3	1	2	4	0	0	1	1	0	0	0	0	0	0	0	1	1	0	.318
Mar. 22	at Northwestern	*SS	3	0	1	0	0	0	0	0	0	0	0	0	0	0	1	1	1	0	.319
Mar. 22	at Northwestern	*SS	2	1	1	2	0	0	0	2	0	0	0	0	0	0	0	0	1	0	.323
Mar. 26	at Southern Miss	*SS	2	2	0	0	0	0	0	0	0	0	1	0	0	0	0	0	1	0	.316
Mar. 28	TEXAS*	*SS	3	1	1	0	0	0	0	0	0	0	0	0	0	0	0	2	1	0	.316
Mar. 28	TEXAS*	*SS	2	0	1	0	0	0	0	2	0	0	0	0	0	0	0	1	1	0	.320
Mar. 30	TEXAS*	*SS	2	1	1	0	0	0	0	1	0	0	0	0	0	0	0	1	2	0	.324
Apr. 1	CENTRAL ARKANSAS	*SS	2	0	1	1	0	0	0	1	0	0	0	0	0	0	0	2	4	0	.327
Apr. 4	at Tennessee*	*SS	2	0	1	0	0	0	0	0	0	0	0	0	0	0	0	0	0	1	.330
Apr. 5	at Tennessee*	*SS	3	1	2	3	1	0	0	0	0	0	0	0	1	0	0	1	0	0	.339
Apr. 5	at Tennessee*	*SS	2	0	0	0	0	0	0	0	0	0	0	0	0	0	0	1	1	0	.333
Apr. 11	MISSOURI*	*SS	3	1	1	1	0	0	1	0	0	0	0	0	0	0	0	2	1	0	.333
Apr. 12	MISSOURI*	*SS	4	0	1	0	0	0	0	0	0	0	0	0	0	0	0	3	2	1	.331
Apr. 13	MISSOURI*	*SS	2	2	1	0	0	0	0	1	0	0	0	0	0	0	0	2	0	0	.333
Apr. 18	vs. Oklahoma*																				
Apr. 19	at Oklahoma*																				
Apr. 20	at Oklahoma*																				
Apr. 25	at Kentucky*																				
Apr. 26	at Kentucky*																				
Apr. 27	at Kentucky*																				
May 1	OLE MISS*																				
May 2	OLE MISS*																				
May 3	OLE MISS*																				

	AVG	GP-GS	AB	R	H	2B	3B	HR	RBI	TB	SLG	BB	HBP	SO	GDP	OBP	SF	SH	SB-ATT	PO	A	E	FLD
2024	.269	54-53	134	25	36	8	2	5	23	63	.470	14	3	11	1	.344	3	1	4-6	43	98	12	.922
2025	.333	44-44	120	27	40	8	0	8	32	72	.600	16	2	10	1	.414	2	2	4-4	48	66	7	.942
TOTAL	.299	98-97	254	52	76	16	2	13	55	135	.531	30	5	21	2	.378	5	3	8-10	91	164	19	.931



74

ELLA WESOŁOWSKI C/OF

SOPHOMORE | 5-7 | R/R // WILLIAMSVILLE, N.Y. (WILLIAMSVILLE EAST HS)

SEASON HIGHS

At-Bats	4	2x, last, Missouri, 4/12/25
Hits	4	Missouri, 4/12/25
Runs Scored	1	5x, last, Missouri, 4/13/25
Runs Batted In	2	3x, last, Missouri, 4/13/25
Doubles	2	Missouri, 4/12/25
triples		
Home Runs	1	Louisiana, 3/5/25
Walks	1	at Northwestern, 3/21/25
Stolen Bases		
Putouts	7	Missouri, 4/12/25
Assists	2	3x, last, Missouri, 4/13/25
Hitting Streak	2 gm	4/12/25, Missouri to current

CAREER HIGHS

At-Bats	4	10x, last, Missouri, 4/12/25
Hits	4	Missouri, 4/12/25
Runs Scored	2	5x, last, Memphis, 4/16/24
Runs Batted In	4	at Arkansas, 3/24/24
Doubles	2	Missouri, 4/12/25
triples		
Home Runs	1	4x, last, Louisiana, 3/05/24
Walks	2	Tennessee, 4/14/24
Stolen Bases	1	Florida, 3/28/24
Putouts	11	Florida, 3/28/24
Assists	2	5x, last, Missouri, 4/13/25
Hitting Streak	6 gm	3/3/24, Samford to 3/16/24 Texas A&M

NOTEWORTHY

- » Has played in 26 games, starting nine.
- » Batting .268 (11-for-41) this year.
- » Ranks third among all Power Four catchers with three runners picked off.
- » Missed 15 games with a concussion.
- » Is a career .333 pinch hitter.
- » Named **SEC Co-Player of the Week (4/15)** after batting .750 in the **Missouri (4/11-13)** series, which was the 10th-best average in that nation that week.
- » Also picked off two runners and caught one stealing in the series with the Tigers.
- » Added another double to drive in two runs in the series finale with the **Tigers (4/13)**.
- » Went 4-for-4 with career highs in hits and doubles (2) against **Missouri (4/12)**.
- » Was hit by a pitch and scored against **Central Arkansas (4/1)** after entering as a defensive replacement behind the plate.
- » Came off the bench to catch in both games of the doubleheader with **No. 1 Texas (3/28)**.
- » Collected two hits, including a double, after entering as a pinch hitter at **UAB (3/19)**.
- » Also picked off a runner and caught a runner stealing against the **Blazers (3/19)**.
- » Hit her first home run of the season against **Louisiana (3/5)** as a pinch hitter.
- » Doubled in her first at-bat back from injury against **Alabama State (2/28)**.
- » Started **vs. No. 13 Texas Tech** before leaving the game with an injury.
- » Was cleared to return to game action on Feb. 26.
- » Caught every pitch in two of State's three no-hitters in 2024 including the Bulldogs' first in SEC play since 2013.
- » First Bulldog to catch multiple no-hitters in one season since Sam Lenahan in 2013 and just the fourth in program history (Blair Hewett, 2006; Blaire Brown, 2002).
- » Three pickoffs were tied for third in MSU single-season history.

MULTI-HIT GAMES

	2	3	4	5+	TOTAL
2024	6	3	--	--	9
2025	2	--	1	--	3
TOTAL	8	3	1	--	12

MULTI-RBI GAMES

	2	3	4	5+	TOTAL
2024	6	1	1	--	8
2025	3	--	--	--	3
TOTAL	9	1	1	--	11

WESOŁOWSKI'S GAME-BY-GAME STATS

DATE	OPPONENT	POS	AB	R	H	RBI	2B	3B	HR	BB	SB	CS	HBP	SH	SF	GDP	K	PO	A	E	AVG
Feb. 7	vs. Texas Tech	*C/DP	1	0	0	0	0	0	0	0	0	0	0	0	0	0	1	3	1	0	.000
Feb. 7	vs. Duke	DNP - INJURED																			
Feb. 8	vs. Bethune-Cookman	DNP - INJURED																			
Feb. 8	vs. Penn State	DNP - INJURED																			
Feb. 9	vs. Nebraska	DNP - INJURED																			
Feb. 13	SOUTHERN ILLINOIS	DNP - INJURED																			
Feb. 14	NORTH TEXAS	DNP - INJURED																			
Feb. 14	BRADLEY	DNP - INJURED																			
Feb. 15	BRADLEY	DNP - INJURED																			
Feb. 16	GEORGIA TECH	DNP - INJURED																			
Feb. 18	SAMFORD	DNP - INJURED																			
Feb. 22	vs. Louisiana Tech	DNP - INJURED																			
Feb. 22	vs. North Alabama	DNP - INJURED																			
Feb. 23	vs. Jacksonville State	DNP - INJURED																			
Feb. 23	vs. Miami (Ohio)	DNP - INJURED																			
Feb. 26	UAB	DNP																			
Feb. 28	ALABAMA STATE	*DP	4	1	1	0	1	0	0	0	0	0	0	0	0	0	0	0	0	0	.200
Feb. 28	NEW MEXICO	PH	1	0	0	0	0	0	0	0	0	0	0	0	0	0	0	0	0	0	.167
Mar. 1	NORTHWESTERN STATE	*C	3	0	0	0	0	0	0	0	0	0	0	0	0	0	0	5	0	0	.111
Mar. 1	NEW MEXICO	PH	1	0	0	0	0	0	0	0	0	0	0	0	0	0	0	0	0	0	.100
Mar. 2	NORTHWESTERN STATE	*C	3	0	0	0	0	0	0	0	0	0	0	0	0	0	0	3	0	0	.077
Mar. 5	LOUISIANA	PH/C	2	1	1	2	0	0	1	0	0	0	0	0	0	0	0	3	0	0	.133
Mar. 8	AUBURN*	PH/C	2	0	0	0	0	0	0	0	0	0	0	0	0	0	0	1	0	0	.118
Mar. 9	AUBURN*	PH	1	0	0	0	0	0	0	0	0	0	0	0	0	0	0	0	0	0	.111
Mar. 10	AUBURN*	DNP																			
Mar. 12	MIDDLE TENNESSEE	DNP																			
Mar. 14	at Alabama*	C	1	0	0	0	0	0	0	0	0	0	0	0	0	0	1	1	1	0	.105
Mar. 14	at Alabama*	DNP																			
Mar. 16	at Alabama*	PH/DP	2	0	0	0	0	0	0	0	0	0	0	0	0	0	1	0	0	0	.095
Mar. 19	at UAB	PH/C	3	0	2	0	1	0	0	0	0	0	0	0	0	0	0	6	2	0	.167
Mar. 21	at Northwestern	C	0	0	0	0	0	0	0	1	0	0	0	0	0	0	0	2	0	0	.167
Mar. 22	at Northwestern	PH	1	0	0	0	0	0	0	0	0	0	0	0	0	0	0	0	0	0	.160
Mar. 22	at Northwestern	*C/RF	1	0	0	0	0	0	0	0	0	0	0	0	0	0	0	4	0	0	.154
Mar. 26	at Southern Miss	PH/C	1	0	0	0	0	0	0	0	0	0	0	0	0	0	1	3	0	0	.148
Mar. 28	TEXAS*	C	0	0	0	0	0	0	0	0	0	0	0	0	0	0	0	1	0	0	.148
Mar. 28	TEXAS*	C	1	0	0	0	0	0	0	0	0	0	0	0	0	0	1	1	0	1	.143
Mar. 30	TEXAS*	C	0	0	0	0	0	0	0	0	0	0	0	0	0	0	0	2	0	0	.143
Apr. 1	CENTRAL ARKANSAS	C	0	1	0	0	0	0	0	0	0	0	1	0	0	0	0	1	0	0	.143
Apr. 4	at Tennessee*	*RF/C	2	0	0	0	0	0	0	0	0	0	0	0	0	0	1	4	0	0	.133
Apr. 5	at Tennessee*	C	1	0	0	0	0	0	0	0	0	0	0	0	0	0	0	3	0	0	.129
Apr. 5	at Tennessee*	*C	2	0	1	0	0	0	0	0	0	0	0	0	0	0	0	3	1	0	.152
Apr. 11	MISSOURI*	C	1	0	0	0	0	0	0	0	0	0	0	0	0	0	0	3	0	0	.147
Apr. 12	MISSOURI*	*C	4	1	4	2	2	0	0	0	0	0	0	0	0	0	0	7	2	0	.237
Apr. 13	MISSOURI*	*C	3	1	2	2	1	0	0	0	0	0	0	0	0	0	0	3	2	0	.268
Apr. 18	vs. Oklahoma*																				
Apr. 19	at Oklahoma*																				
Apr. 20	at Oklahoma*																				
Apr. 25	at Kentucky*																				
Apr. 26	at Kentucky*																				
Apr. 27	at Kentucky*																				
May 1	OLE MISS*																				
May 2	OLE MISS*																				
May 3	OLE MISS*																				

	AVG	GP-GS	AB	R	H	2B	3B	HR	RBI	TB	SLG	BB	HBP	SO	GDP	OBP	SF	SH	SB-ATT	PO	A	E	FLD
2024	.318	52-47	129	18	41	9	0	3	26	59	.457	10	1	8	4	.371	0	0	1-1	205	16	4	.982
2025	.268	26-9	41	5	11	5	0	1	6	19	.463	1	1	6	0	.302	0	0	0-0	59	9	1	.986
TOTAL	.306	78-56	170	23	52	14	0	4	32	78	.459	11	2	14	4	.355	0	0	1-1	264	25	5	.983



83

XIANE ROMERO INF

FRESHMAN | 5-4 | R/R // LAKE ELSINORE, CALIF. (TEMESCAL CANYON HS)

SEASON HIGHS

At-Bats	3	Louisiana, 3/5/25
Hits	2	Louisiana, 3/5/25
Runs Scored	2	Louisiana, 3/5/25
Runs Batted In	2	Louisiana, 3/5/25
Doubles	1	Louisiana, 3/5/25
Triples		
Home Runs		
Walks	1	vs. Louisiana Tech, 2/22/25
Stolen Bases	1	Georgia Tech, 2/16/25
Putouts	5	vs. Bethune-Cookman, 2/8/25
Assists	2	5x, last, at Northwestern, 3/21/25
Hitting Streak	1 gm	3x, last, 3/5/25, Louisiana

CAREER HIGHS

At-Bats	3	Louisiana, 3/5/25
Hits	2	Louisiana, 3/5/25
Runs Scored	2	Louisiana, 3/5/25
Runs Batted In	2	Louisiana, 3/5/25
Doubles	1	Louisiana, 3/5/25
Triples		
Home Runs		
Walks	1	vs. Louisiana Tech, 2/22/25
Stolen Bases	1	Georgia Tech, 2/16/25
Putouts	5	vs. Bethune-Cookman, 2/8/25
Assists	2	5x, last, at Northwestern, 3/21/25
Hitting Streak	1 gm	3x, last, 3/5/25, Louisiana

NOTEWORTHY

- » Has played in 24 games, making seven starts at second base.
- » Has also seen time at third.
- » Batting .250 (4-for-16).
- » Started at second in the SEC opener against **No. 18 Auburn (3/8)**.
- » Went 2-for-3 with a double against **Louisiana (3/5)** while posting her first multi-hit and multi-RBI game.
- » Laid down a sacrifice bunt in the win vs. **North Alabama (2/22)**.
- » Drew a walk vs. **Louisiana Tech (2/22)**.
- » Singled as a pinch hitter and remained in the game at third base against **Samford (2/18)**.
- » Stole a base and scored as a pinch runner against **Georgia Tech (2/16)**.
- » Collected her first career hit against **Bradley (2/14)**.
- » Made her debut vs. **Bethune-Cookman (2/8)** while starting at second base.
- » Laid down a sacrifice bunt that led to the game-tying run scoring against the Wildcats.
- » Recorded five putouts and two assists in her debut.
- » Tabbed the No. 31 position player nationally by Softball America in the class of 2024.
- » Considered the No. 10 prospect in the class by Extra Innings Softball and the No. 7 middle infielder in 2022.
- » Hit .417 (5-for-12) in fall ball with a pair of doubles and three walks.
- » Played travel ball for Athletics Mercado which won the Colorado Sparkler in 2021 along with the Triple Crown National Championship.
- » Batted .459 on the club circuit following her sophomore year as the Athletics won the Alliance National Tier 2 Championship.

MULTI-HIT GAMES

	2	3	4	5+	TOTAL
2025	1	--	--	--	1
TOTAL	1	--	--	--	1

MULTI-RBI GAMES

	2	3	4	5+	TOTAL
2025	1	--	--	--	1
TOTAL	1	--	--	--	1

ROMERO'S GAME-BY-GAME STATS

DATE	OPPONENT	POS	AB	R	H	RBI	2B	3B	HR	BB	SB	CS	HBP	SH	SF	GDP	K	PO	A	E	AVG
Feb. 7	vs. Texas Tech		DNP																		
Feb. 7	vs. Duke		DNP																		
Feb. 8	vs. Bethune-Cookman	*2B	2	0	0	0	0	0	0	0	0	0	0	1	0	0	0	5	2	0	.000
Feb. 8	vs. Penn State	2B	0	0	0	0	0	0	0	0	0	0	0	0	0	0	0	0	1	0	.000
Feb. 9	vs. Nebraska		DNP																		
Feb. 13	SOUTHERN ILLINOIS	PR/2B	0	0	0	0	0	0	0	0	0	0	0	0	0	0	0	0	0	0	.000
Feb. 14	NORTH TEXAS	2B	1	0	0	0	0	0	0	0	0	0	0	0	0	0	1	1	0	0	.000
Feb. 14	BRADLEY	*2B	2	0	1	0	0	0	0	0	0	0	0	0	0	0	0	1	0	0	.200
Feb. 15	BRADLEY	*2B	0	1	0	0	0	0	0	0	0	0	0	0	0	0	0	0	1	0	.200
Feb. 16	GEORGIA TECH	PR	0	1	0	0	0	0	0	0	1	0	0	0	0	0	0	0	0	0	.200
Feb. 18	SAMFORD	PH/3B	1	0	1	0	0	0	0	0	0	0	0	0	0	0	0	1	0	0	.333
Feb. 22	vs. Louisiana Tech	PH/2B	0	0	0	0	0	0	0	1	0	0	0	0	0	0	0	0	0	0	.333
Feb. 22	vs. North Alabama	*2B/3B	1	0	0	0	0	0	0	0	0	0	0	1	0	0	0	2	2	1	.286
Feb. 22	vs. Jacksonville State	PR	0	0	0	0	0	0	0	0	0	0	0	0	0	0	0	0	0	0	.286
Feb. 23	vs. Miami (Ohio)		DNP																		
Feb. 26	UAB		DNP																		
Feb. 28	ALABAMA STATE	2B	1	1	0	0	0	0	0	0	0	0	0	0	0	0	0	0	2	0	.250
Feb. 28	NEW MEXICO	2B	0	0	0	0	0	0	0	0	0	0	0	0	0	0	0	1	1	0	.250
Mar. 1	NORTHWESTERN STATE	PR/2B	0	0	0	0	0	0	0	0	0	0	0	0	0	0	0	0	0	0	.250
Mar. 1	NEW MEXICO	*2B	2	0	0	0	0	0	0	0	0	0	0	0	0	0	1	1	2	0	.200
Mar. 2	NORTHWESTERN STATE	2B	0	0	0	0	0	0	0	0	0	0	0	0	0	0	0	1	1	0	.200
Mar. 5	LOUISIANA	*2B/3B	3	2	2	2	1	0	0	0	0	0	0	0	0	0	0	3	0	0	.308
Mar. 8	AUBURN*	*2B	1	0	0	0	0	0	0	0	0	0	0	0	0	0	0	0	1	0	.286
Mar. 9	AUBURN*	2B	0	0	0	0	0	0	0	0	0	0	0	0	0	0	0	0	0	0	.286
Mar. 10	AUBURN*		DNP																		
Mar. 12	MIDDLE TENNESSEE	2B	0	0	0	0	0	0	0	0	0	0	0	0	0	0	0	1	1	0	.286
Mar. 14	at Alabama*	2B	0	0	0	0	0	0	0	0	0	0	0	0	0	0	0	0	0	1	.286
Mar. 14	at Alabama*		DNP																		
Mar. 16	at Alabama*	2B	0	0	0	0	0	0	0	0	0	0	0	0	0	0	0	0	0	0	.286
Mar. 19	at UAB	2B	1	0	0	0	0	0	0	0	0	0	0	0	0	0	1	0	0	0	.267
Mar. 21	at Northwestern	2B	1	0	0	0	0	0	0	0	0	0	0	0	0	0	1	0	2	0	.250
Mar. 22	at Northwestern		DNP																		
Mar. 22	at Northwestern		DNP																		
Mar. 26	at Southern Miss		DNP																		
Mar. 28	TEXAS*		DNP																		
Mar. 28	TEXAS*		DNP																		
Mar. 30	TEXAS*		DNP																		
Apr. 1	CENTRAL ARKANSAS		DNP																		
Apr. 4	at Tennessee*		DNP																		
Apr. 5	at Tennessee*		DNP																		
Apr. 5	at Tennessee*		DNP																		
Apr. 11	MISSOURI*		DNP																		
Apr. 12	MISSOURI*		DNP																		
Apr. 13	MISSOURI*		DNP																		
Apr. 18	vs. Oklahoma*																				
Apr. 19	at Oklahoma*																				
Apr. 20	at Oklahoma*																				
Apr. 25	at Kentucky*																				
Apr. 26	at Kentucky*																				
Apr. 27	at Kentucky*																				
May 1	OLE MISS*																				
May 2	OLE MISS*																				
May 3	OLE MISS*																				

OVERALL STATS



2025 Mississippi State Softball
Overall Statistics for Mississippi State (as of Apr 13, 2025)
(All games Sorted by Batting avg)



Record: 33-11 Home: 19-5 Away: 7-4 Neutral: 7-2 SEC: 9-6

Player	avg	gp-gs	ab	r	h	2b	3b	hr	rbi	tb	slg%	bb	hp	so	gdp	ob%	sf	sh	sb-att	po	a	e	fld%
29 Sierra Sacco	.504	44-44	131	53	66	14	2	8	42	108	.824	32	2	17	0	.599	2	0	15-18	59	3	0	1.000
10 Nadia Barbary	.357	44-43	140	33	50	9	1	8	34	85	.607	14	0	12	0	.413	1	1	2-2	43	62	6	.946
13 Morgan Bernardini	.342	44-43	117	24	40	7	0	4	29	59	.504	5	2	13	1	.373	2	1	2-2	54	0	3	.947
67 Kylee Edwards	.333	44-44	120	27	40	8	0	8	32	72	.600	16	2	10	1	.414	2	2	4-4	48	66	7	.942
22 Jessie Blaine	.327	44-41	107	22	35	7	1	2	22	50	.467	27	1	15	1	.457	3	0	0-0	197	22	0	1.000
9 Kiarra Sells	.321	44-43	112	34	36	6	0	11	36	75	.670	16	15	17	0	.462	2	0	5-5	37	3	1	.976
7 Lexi Sosa	.247	39-38	97	19	24	5	0	10	29	59	.608	16	1	18	3	.357	1	1	0-0	1	4	0	1.000

12 Paige Ernstes	.333	32-4	33	4	11	3	0	2	6	20	.606	8	0	6	0	.463	0	0	0-0	0	0	2	.000
24 Morgan Stiles	.314	42-37	86	24	27	3	1	7	25	53	.616	9	0	7	2	.371	2	2	0-0	51	52	7	.936
74 Ella Wesolowski	.268	26-9	41	5	11	5	0	1	6	19	.463	1	1	6	0	.302	0	0	0-0	59	9	1	.986
83 Xiane Romero	.250	24-7	16	5	4	1	0	0	2	5	.313	1	0	4	0	.294	0	2	1-1	16	17	2	.943
4 Riley Hull	.189	44-44	95	25	18	2	1	0	8	22	.232	10	1	8	0	.271	1	1	7-7	232	10	4	.984
2 Abby G. Richardson	.167	11-0	6	5	1	0	1	0	0	3	.500	2	0	3	0	.375	0	0	0-0	0	0	0	.000
42 Kalani Sells	.000	42-1	6	7	0	0	0	0	0	0	.000	1	0	2	0	.143	0	0	3-4	17	0	0	1.000
1 Gretta Grassel	.000	31-0	1	13	0	0	0	0	0	0	.000	1	0	0	0	.500	0	0	2-2	0	0	0	.000
Totals	.328	44	1108	300	363	70	7	61	271	630	.569	159	25	138	8	.418	16	10	41-45	820	276	36	.968
Opponents	.251	44	1062	147	267	42	7	24	133	395	.372	85	28	256	5	.322	5	22	20-26	766	278	55	.950

LOB - Team (253), Opp (236). DPs turned - Team (11), Opp (17). IBB - Team (1), S. Sacco 1. Picked off - Ky. Edwards 1, M. Bernardini 1.

(All games Sorted by Earned run avg)

Player	era	w-l	app	gs	cg	sho	sv	ip	h	r	er	bb	so	2b	3b	hr	b/avg	wp	hp	bk	sfa	sha
48 Delainey Everett	2.13	9-0	17	12	1	1/0	1	52.2	51	22	16	8	41	7	1	6	.251	2	3	0	2	4
25 Raelin Chaffin	2.55	18-6	32	21	14	3/0	2	134.2	121	59	49	36	150	21	3	11	.235	8	9	0	2	8

7 Lexi Sosa	3.29	3-1	14	3	0	0/0	2	34.0	42	19	16	8	24	5	1	2	.300	2	2	0	0	3
20 Sara Phillips	4.20	1-0	5	1	0	0/0	0	10.0	7	6	6	3	6	0	1	2	.194	1	2	0	0	1
55 Josey Marron	5.83	2-4	19	7	0	0/0	0	42.0	46	41	35	30	35	9	1	3	.272	9	12	0	1	6
Totals	3.12	33-11	44	44	15	4/0	5	273.1	267	147	122	85	256	42	7	24	.251	22	28	0	5	22
Opponents	6.80	11-33	44	44	11	5/0	2	255.1	363	300	248	159	138	70	7	61	.328	29	25	0	16	10

PB - Team (6), J. Blaine 5, E. Wesolowski 1, Opp (9). Pickoffs - Team (8), J. Blaine 5, E. Wesolowski 3, Opp (3). SBA/ATT - J. Blaine (14-17), R. Chaffin (10-14), E. Wesolowski (6-9), J. Marron (7-7), L. Sosa (2-4), D. Everett (1-1).

CONFERENCE STATS



2025 Mississippi State Softball
Conference statistics for Mississippi State (as of Apr 13, 2025)
(SEC games only Sorted by Batting avg)



Record: 9-6 Home: 6-3 Away: 3-3 SEC: 9-6

Player	avg	gp-gs	ab	r	h	2b	3b	hr	rbi	tb	slg%	bb	hp	so	gdp	ob%	sf	sh	sb-att	po	a	e	fld%
29 Sierra Sacco	.500	15-15	44	14	22	3	0	3	12	34	.773	12	0	10	0	.596	1	0	5-5	23	2	0	1.000
67 Kylee Edwards	.349	15-15	43	9	15	3	0	2	7	24	.558	5	0	1	0	.408	1	0	0-0	18	21	3	.929
24 Morgan Stiles	.343	15-14	35	12	12	2	0	5	14	29	.829	5	0	2	2	.415	1	0	0-0	25	12	3	.925
10 Nadia Barbary	.333	15-15	51	5	17	3	0	2	13	26	.510	3	0	7	0	.370	0	1	0-0	16	21	1	.974
22 Jessie Blaine	.324	15-14	37	9	12	3	0	1	6	18	.486	10	1	5	1	.479	0	0	0-0	53	8	0	1.000
13 Morgan Bernardini	.270	15-15	37	7	10	1	0	2	3	17	.459	3	2	6	1	.357	0	1	0-0	27	0	1	.964
9 Kiarra Sells	.250	15-14	36	7	9	1	0	3	10	19	.528	4	3	9	0	.356	2	0	2-2	13	1	0	1.000

74 Ella Wesolowski	.350	13-4	20	2	7	3	0	0	4	10	.500	0	0	4	0	.350	0	0	0-0	29	6	1	.972
12 Paige Ernstes	.286	14-1	14	0	4	2	0	0	2	6	.429	3	0	4	0	.412	0	0	0-0	0	0	0	.000
7 Lexi Sosa	.129	12-12	31	4	4	1	0	3	4	14	.452	4	0	8	1	.229	0	0	0-0	0	1	0	1.000
4 Riley Hull	.069	15-15	29	9	2	0	0	0	1	2	.069	1	0	3	0	.100	0	1	2-2	74	6	2	.976
83 Xiane Romero	.000	4-1	1	0	0	0	0	0	0	0	.000	0	0	0	0	.000	0	0	0-0	0	1	1	.500
42 Kalani Sells	.000	14-0	1	2	0	0	0	0	0	0	.000	0	0	0	0	.000	0	0	0-1	5	0	0	1.000
2 Abby G. Richardson	.000	2-0	1	1	0	0	0	0	0	0	.000	0	0	1	0	.000	0	0	0-0	0	0	0	.000
1 Gretta Grassel	.000	10-0	0	3	0	0	0	0	0	0	.000	0	0	0	0	.000	0	0	1-1	0	0	0	.000
Totals	.300	15	380	84	114	22	0	21	76	199	.524	50	6	60	5	.385	5	3	10-11	286	88	13	.966
Opponents	.301	15	396	74	119	17	4	17	71	195	.492	31	9	83	1	.362	3	8	6-10	275	103	22	.945

LOB - Team (85), Opp (87). DPs turned - Team (2), Opp (11). IBB - Team (1), S. Sacco 1.

(SEC games only Sorted by Earned run avg)

Player	era	w-l	app	gs	cg	sho	sv	ip	h	r	er	bb	so	2b	3b	hr	b/avg	wp	hp	bk	sfa	sha
25 Raelin Chaffin	4.22	7-4	13	9	6	1/0	1	59.2	65	39	36	18	56	10	2	10	.270	3	5	0	2	3
48 Delainey Everett	5.60	1-0	5	5	0	0/0	0	15.0	22	15	12	2	16	3	1	4	.333	1	1	0	1	1

7 Lexi Sosa	5.25	0-1	6	1	0	0/0	0	10.2	16	9	8	1	2	1	0	2	.364	1	1	0	0	2
55 Josey Marron	7.00	1-1	7	0	0	0/0	0	10.0	16	11	10	10	9	3	1	1	.356	1	2	0	0	2
Totals	4.85	9-6	15	15	6	1/0	1	95.1	119	74	66	31	83	17	4	17	.301	6	9	0	3	8
Opponents	5.27	6-9	15	15	3	2/0	2	91.2	114	84	69	50	60	22	0	21	.300	12	6	0	5	3

PB - Team (2), J. Blaine 2, Opp (2). Pickoffs - Team (3), E.Wesolowski 2, J. Blaine 1. SBA/ATT - R. Chaffin (4-6), E.Wesolowski (4-6), J. Blaine (2-4), L. Sosa (1-3), J. Marron (1-1).



1

GRETTA GRASSELFR. | OF | L/R | 5-7
BOSCOBEL, WISC.

2

ABBY GRACE RICHARDSONJR. | C/INF | R/R | 5-9
BROOKHAVEN, MISS.

4

RILEY HULLSR. | INF | L/R | 5-5
SOMERSET, KY.

7

LEXI SOSAGR. | P | R/R | 5-10
SAN DIEGO, CALIF.

9

KIARRA SELLSJR. | OF | R/R | 5-6
JASPER, TEXAS

10

NADIA BARBARYJR. | INF | R/R | 5-7
DOUGLASVILLE, GA.

11

ABIGAIL STEVENSFR. | P | R/R | 6-0
BRAXTON, MISS.

12

PAIGE ERNESTESFR. | C/INF | R/R | 5-6
NEW PALESTINE, IND.

13

MORGAN BERNARDINIJR. | OF | R/R | 5-6
ELKVILLE, ILL.

20

SARA PHILLIPSFR. | P | R/R | 5-10
TRUSSVILLE, ALA.

22

JESSIE BLAINESR. | C/OF | R/R | 5-10
PIKE ROAD, ALA.

24

MORGAN STILESFR. | INF | R/R | 5-7
ATHENS, ALA.

25

RAELIN CHAFFINSR. | P | R/R | 5-6
BOSSIER CITY, LA.

29

SIERRA SACCOSR. | OF | L/R | 5-8
MARRERO, LA.

41

TAYLOR TROUTMANFR. | OF | L/R | 5-10
HENDERSON, KY.

42

KALANI SELLSFR. | OF | R/R | 5-4
JASPER, TEXAS

43

HOSANNA LINDBLADESO. | P | R/R | 6-0
WALLER, TEXAS

48

DELAINEY EVERETTSO. | P | L/R | 5-5
OAKDALE, CALIF.

55

JOSEY MARRONJR. | P | R/R | 5-8
GRIMES, IOWA

67

KYLEE EDWARDSSO. | INF | R/R | 5-6
WALDRON, IND.

74

ELLA WESOLOWSKISO. | C/OF | R/R | 5-7
WILLIAMSVILLE, N.Y.

83

XIANE ROMEROFR. | INF | R/R | 5-4
LAKE ELSINORE, CALIF.

HC

SAMANTHA RICKETTSHEAD COACH | IN DUGOUT
6TH SEASON (11TH AT MSU)

AC

TYLER BRATTONASSOC. HEAD COACH | THIRD BASE
12TH SEASON

AC

TARYNE MOWATT-MCKINNEYASST. COACH | CALLS PITCHES
2ND SEASON

AC

ZAC SHAWASST. COACH | 1ST BASE
3RD SEASON

PD

ALYSSA LOZAPLAYER DEVELOPMENT COORD.
4TH SEASON

DO

JAMIE DESPORTEDIRECTOR OF OPERATIONS
4TH SEASON

GA

MATALASI FAAPITOGRADUATE ASSISTANT
1ST SEASON