32 ALL-AMERICAN HONORS | 19 NCAA REGIONAL APPEARANCES | 41 ALL-SEC HONORS

1/1 TENNESSEE (25-0, 3-0 SEC) AT 12/14 MISSISSIPPI STATE (26-2, 0-0 SEC)

MARCH 13-15 | STARKVILLE, MISS. | NUSZ PARK

HEAD COACH: Samantha Ricketts
RECORD AT MSU: 224-121 (7th Year)
CAREER RECORD: 224-121 (7th Year)
STREAK: Won 9
LAST 10 GAMES: 9-1
RANKINGS:
NFCA Coaches - 12 | USA Softball - 14
D1Softball - 12 | Softball America - 13

HEAD COACH: Karen Weekly
RECORD AT TENN: 1157-357-2 (25th Year)
CAREER RECORD: 1380-454-2 (30th Year)
STREAK: Won 25
LAST 10 GAMES: 10-0
RANKINGS:
NFCA Coaches - 1 | USA Softball - 1
D1Softball - 1 | Softball America - 1

	AVG	R/G	H/G	SLG	OBP	RBI	SB-ATT	ERA	K/7	K:BB	OPP	FLD
#12/14 Mississippi St.	.332	6.61	8.29	.576	.417	173	30-33	1.21	9.89	6.66	.149	.989
#1/1 Tennessee	.340	7.56	8.32	.585	.458	170	43-49	0.89	8.95	3.88	.117	.988

FRIDAY, MARCH 13

#1/1 Tennessee at #12/14 Mississippi St. | 6 p.m.

TV: SECN+ (Will Kollmeyer, Brittany McKinney)
RADIO: HailState.com (Ty Golmon)

SATURDAY, MARCH 14

#1/1 Tennessee at #12/14 Mississippi St. | 2 p.m.

TV: SECN+ (Will Kollmeyer, Brittany McKinney)
RADIO: HailState.com (Ty Golmon)

SUNDAY, MARCH 15

#1/1 Tennessee at #12/14 Mississippi St. | 12 p.m.

TV: SECN+ (Will Kollmeyer, Brittany McKinney)
RADIO: HailState.com (Ty Golmon)

SERIES HISTORY

OVERALL: 23-49 | **CURRENT STREAK:** Lost 1 | **HOME:** 10-21 | **AWAY:** 12-25 | **NEUTRAL:** 1-3
LAST SERIES: Apr. 4-5, 2025, TENN won in Knoxville, Tenn. (G1: TENN, 8-0 [5] | G2: MSU, 12-4 [6] | G3: TENN, 8-0 [5])

OPPONENT NOTABLES

Tennessee brings in one of the nation's top pitching staffs to go head-to-head against the Bulldog arms. Both teams are top five nationally in ERA, hits per seven innings, shutouts, strikeouts per seven innings, shutouts, fielding independent pitching and WHIP while ranking inside the top three in many of those. Five of the six most-used pitchers combined between the two teams are among the nation's top 10 in ERA. Defensively, both teams are top five in fielding percentage. The Lady Vols offense is among the top 30 teams nationally in scoring, on-base percentage and slugging percentage.

2026 SCHEDULE

RECORD	26-2
SEC:	0-0
NON-CONFERENCE:	26-2
HOME:	12-1
AWAY:	6-1
NEUTRAL:	8-0

DATE	OPPONENT	TV	TIME/RESULT
Feb. 5	at Baylor [1]	ESPN+	W, 10-0 (5)
Feb. 6	vs. Northwestern State [1]	ESPN+	W, 9-3
	vs. Wichita State [1]	ESPN+	W, 5-2 (8)
Feb. 7	vs. New Mexico [1]	ESPN+	W, 8-1
Feb. 10	**SOUTHERN MISS**	**SEC Network+**	**W, 5-0**
Feb. 13	**MURRAY STATE [2]**	**SEC Network+**	**W, 9-1 (5)**
	RUTGERS [2]	**SEC Network+**	**W, 8-0 (6)**
Feb. 14	**RUTGERS [2]**	**SEC Network+**	**W, 7-2**
	NORTH TEXAS [2]	**SEC Network+**	**W, 3-1**
Feb. 15	**NORTH TEXAS [2]**	**SEC Network+**	**W, 10-2 (5)**
Feb. 18	**MEMPHIS**	**SEC Network+**	**W, 8-4**
Feb. 20	**BELMONT [3]**	**SEC Network+**	**L, 0-1**
	SAMFORD [3]	**SEC Network+**	**W, 6-2**
Feb. 21	**BELMONT [3]**	**SEC Network+**	**W, 4-1**
	DELAWARE STATE [3]	**SEC Network+**	**W, 19-1 (5)**
Feb. 22	**DELAWARE STATE [3]**	**SEC Network+**	**Canceled**
Feb. 25	at Georgia Tech	ACC Network Xtra	W, 8-3
Feb. 27	vs. Wofford [4]		W, 9-1 (6)
Feb. 28	vs. Georgia Southern [4]		W, 8-0 (5)
	at #25/RV Clemson [4]	ACC Network Xtra	L, 0-3
Mar. 1	at #25/RV Clemson [4]	ACC Network Xtra	W, 9-1 (6)
Mar. 4	at UAB	ESPN+	W, 6-1
Mar. 6	vs. New Mexico [5]		W, 1-0
	at South Alabama [5]	ESPN+	W, 3-1
Mar. 7	vs. New Mexico [5]		W, 4-0
	vs. Samford [5]		W, 9-1 (5)
Mar. 8	at South Alabama [5]	ESPN+	W, 4-2
Mar. 10	**SOUTHEAST MISSOURI**	**SEC Network+**	**W, 9-0 (5)**
	SOUTHEAST MISSOURI	**SEC Network+**	**W, 4-0**
Mar. 13	**#1/1 TENNESSEE***	**SEC Network+**	**6 p.m.**
Mar. 14	**#1/1 TENNESSEE***	**SEC Network+**	**2 p.m.**
Mar. 15	**#1/1 TENNESSEE***	**SEC Network+**	**12 p.m.**
Mar. 18	**UAB**	**SEC Network**	**7 p.m.**
Mar. 20	at #15/13 Georgia*	SEC Network	5 p.m.
Mar. 21	at #15/13 Georgia*	SEC Network+	1 p.m.
Mar. 22	at #15/13 Georgia*	SEC Network+	1 p.m.
Mar. 25	**UT MARTIN**	**SEC Network+**	**5 p.m.**
Mar. 28	**#23/24 SOUTH CAROLINA***	**SEC Network+**	**2 p.m.**
Mar. 29	**#23/24 SOUTH CAROLINA***	**SEC Network**	**6 p.m.**
Mar. 30	**#23/24 SOUTH CAROLINA***	**SEC Network**	**6 p.m.**
Apr. 3	at #5/8 Florida*	SEC Network+	5 p.m.
Apr. 4	at #5/8 Florida*	SEC Network	10:30 a.m.
Apr. 5	at #5/8 Florida*	SEC Network+	12 p.m.
Apr. 10	**#8/9 ARKANSAS***	**SEC Network+**	**5 p.m.**
Apr. 11	**#8/9 ARKANSAS***	**SEC Network+**	**2 p.m.**
Apr. 12	**#8/9 ARKANSAS***	**SEC Network+**	**11 a.m.**
Apr. 17	at #16/16 Texas A&M*	SEC Network	7:30 p.m.
Apr. 18	at #16/16 Texas A&M*	SEC Network+	4 p.m.
Apr. 19	at #16/16 Texas A&M*	SEC Network+	1 p.m.
Apr. 24	**#20/17 LSU***	**SEC Network+**	**5 p.m.**
Apr. 25	**#20/17 LSU***	**SEC Network+**	**2 p.m.**
Apr. 26	**#20/17 LSU***	**SEC Network+**	**11 a.m.**
Apr. 30	at Ole Miss*	SEC Network+	6 p.m.
May 1	at Ole Miss*	SEC Network+	6 p.m.
May 2	at Ole Miss*	SEC Network	2 p.m.
May 5-9	SEC Tournament [6]	SEC Network	TBD

* Southeastern Conference game | **BOLD** denotes home games | All times CT

[1] Getterman Classic (Waco, Texas)
[2] The Snowman: Alex Wilcox Memorial (Starkville, Miss.)
[3] Bulldog Invitational (Starkville, Miss.)
[4] Tiger Invitational (Clemson, S.C.)
[5] Jaguar Invitational (Mobile, Ala.)
[6] SEC Tournament (Lexington, Ky.)

LEADING OFF

RECORD RANKINGS: The Bulldogs are No. 9 in the first NCAA RPI release of the season. That is MSU's highest mark in the RPI in program history. Previously, State had climbed as high as No. 19 in the final selection rankings of 2008. State is No. 10 in the first KPI release of the year.

COMMANDING NON-CONFERENCE: State has posted its best record entering conference play in program history this season. The Bulldogs are currently 26-2 (.929). The previous record was posted in 2014 when MSU was 19-2 (.905). MSU has just two non-conference games remaining.

AMMON ALLOWS NONE: Leila Ammon threw the 27th no-hitter in school history and the first of her career on Tuesday against Southeast Missouri. She struck out seven over 5.0 innings, and the only batter to reach base did so on a throwing error in the infield. Ammon is among the top five nationally in ERA, WHIP, strikeouts per seven innings and walks per seven innings.

STRIKEOUTS AND SAVES: Alyssa Faircloth ranks second nationally in strikeouts per seven innings (12.85) and saves (4), fourth in total strikeouts (112), and leads the nation in whiff rate (45.1 percent) and called strike plus whiff rate with a strike on 43.4 percent of her pitches.

BARBARY BACK IN THE SWING OF THINGS: Nadia Barbary has hit five homers and driven in 12 RBIs over the last 10 games. She leads the team in that span in hits, homers, RBIs and total bases.

KI IS KEY: Kiarra Sells has already hit double-digit home runs for the second year in a row. She leads the team in batting average, slugging percentage, on-base percentage, walks and stolen bases.

OFFENSIVE PACE: This year's current batting average (.332), slugging percentage (.576) and on-base percentage (.417) would all be school records. State is on pace for a school-record 95 doubles and 75 home runs in the regular season alone.

SACRIFICIAL SWINGS: The Bulldogs have 18 sacrifice flies this year, which is already third in program history. MSU hit a school-record 21 in each of the past two seasons. **Des Rivera** leads the way with four individually.

HOW YOU RESPOND: MSU has returned both of its losses with wins against the same squad the following day. The Bulldogs' largest deficit so far this season was just three runs in the 3-0 loss at then-No. 25 Clemson.

PROBABLE STARTING LINEUP

#	NAME	POS.	YR.	B/T	AVG	AB	R	H	2B	3B	HR	RBI	TB	SLG	OBP
24	Morgan Stiles	SS	So.	R/R	.376	85	23	32	4	0	2	12	42	.494	.480
10	Nadia Barbary	3B	Sr.	R/R	.345	87	20	30	5	0	8	27	59	.678	.410
9	Kiarra Sells	RF	Sr.	R/R	.449	78	31	35	9	0	10	24	74	.949	.542
13	Morgan Bernardini	LF	Sr.	R/R	.313	67	7	21	5	1	2	21	34	.507	.360
23	Des Rivera	C	Sr.	R/R	.345	55	10	19	4	0	3	15	32	.582	.365
19	Anna Carder	DP	Sr.	L/R	.273	44	5	12	0	0	0	8	12	.273	.433
7	Gabby Schaeffer	2B	Fr.	R/R	.343	35	15	12	2	0	3	7	23	.657	.465
22	Tatum Silva	CF	Jr.	L/L	.391	23	9	9	0	0	0	6	9	.391	.429
2	Abby Grace Richardson	1B	Sr.	R/R	.250	60	17	15	6	0	5	19	36	.600	.347

#	PITCHERS	R/L	YR.	ERA	W-L	G-GS	CG	SV	IP	H	R	ER	BB	SO	B/AVG
17	Leila Ammon	RHP	So.	0.62	7-0	11-9	2	0	45.1	20	5	4	4	53	.130
3	Peja Goold	RHP	Sr.	0.77	10-1	16-10	6	2	64.0	30	9	7	14	86	.136
4	Alyssa Faircloth	LHP	Jr.	1.84	7-1	16-9	4	4	61.0	33	16	16	13	112	.157

LAST 10 GAMES (9-1)

HITTING LEADERS	AVG	AB	R	H	XBH	RBI
TEAM	**.298**	**252**	**49**	**75**	**28**	**45**
Kiarra Sells	.429	28	10	12	8	7
Tatum Silva	.455	11	4	5	0	2
Kinley Keller	.400	10	4	4	1	2
Nadia Barbary	.387	31	7	12	6	12
Abigail Stevens	.333	12	1	4	2	3
Des Rivera	.292	24	3	7	3	4

PITCHING LEADERS	ERA	IP	H	R	SO	BB
TEAM	**0.88**	**64.0**	**34**	**9**	**87**	**10**
Leila Ammon	0.00	18.0	8	1	21	0
Delainey Everett	0.00	3.0	3	0	0	1
Peja Goold	1.20	23.1	16	4	30	3
Alyssa Faircloth	1.42	19.2	7	4	36	6

MEDIA INFORMATION

SOFTBALL MEDIA PORTAL

Mississippi State has created an online portal for media members covering the Bulldogs' softball program. To access the portal, visit **hailst.at/SBMedia**. The Softball Press Box Page of HailState.com includes links to credential request forms, media guides, quick facts, game notes, box scores, recaps and team and staff headshots.

CREDENTIALS

Working media must apply for single-game credentials at least 24 hours in advance by visiting **hailst.at/SBCreds**. Seats will be assigned to credentialed media members. Space is limited inside the Nusz Park press box. Indoor seating priority will be given to team staff, broadcast personnel, production staff and those media members who regularly cover the program. Auxillary seating is located at the top of Section 104.

PHOTOGRAPHERS/VIDEOGRAPHERS

Photographers and videographers are permitted to shoot around Nusz Park in approved areas. Those wishing to shoot a game should meet with Brian Ogden in the press box before the game to be granted field access.

PRESS BOX SERVICES

A complete NCAA box score and pertinent game facts are available to members of the working media following the conclusion of each game. Media members also have access to game notes, statistics, lineups and rosters prior to the start of each game upon request. A pregame meal is also served in the press box approximately one hour prior to each game.

The press box is divided into four separate work areas, with each equipped with high-speed internet and telephone access. It is also set up to accommodate television and team video personnel.

RADIO BROADCASTS

The Nusz Park press box houses radio lines to support home and visitor radio broadcasts. For more information on the phone lines, please contact Brian Ogden in the Communications office.

BRIAN OGDEN

Softball / Soccer	
Phone	(972) 977-7459
Email	BOgden@athletics.msstate.edu
Twitter	@brianogden

POSTGAME INTERVIEWS

Requested MSU players, along with head coach Samantha Ricketts, will be available for interviews approximately 10 minutes after all games in the film room of the Softball Fieldhouse. In the event of a doubleheader, coaches and student-athletes will be available following their final game of the day.

The Mississippi State locker room and field dugouts are off-limits to the media. Media members must be escorted by a member of the MSU Athletics Communications staff while inside the Softball Fieldhouse.

MSU PLAYER/COACH AVAILABILITY

Players and coaches will be made available to the media upon request. Those wishing to set up an interview must contact Brian Ogden via phone or e-mail. On gameday, players and coaches are only available postgame.

For post-practice interviews, media members should contact Brian Ogden no later than 10 p.m. the night before. In most cases, players will be available for a brief time before and after practices. A weekly schedule is available in each set of game notes.

Telephone interviews can also be scheduled with players on a call-back basis during the week with arrangements made through Brian Ogden.

Media members are NOT permitted to contact student-athletes on their own at any time. This includes phone, Email, text or through social media platforms. Student-athletes' contact information will not be given out.

NUSZ PARK

FAST FACTS

- Since 2016, MSU is 204-82 in Nusz Park (.713).
- Opening game at the MSU Softball Field came on Feb. 26, 1997, with the Bulldogs sweeping Samford in a doubleheader.
- Nusz Park, a $6 million project, includes 1,000 maroon chairback seats, in addition to an expanded concourse that includes new restrooms and concession stands.
- The Bulldogs' first action in the new digs came against Georgia Southern, a 6-0 victory on Feb. 11, 2016.
- MSU opened play at Nusz Park with six-straight victories, including a sweep of the Bulldog Kickoff.
- State captured its first SEC win at Nusz with a 6-3 win against eventual WCWS finalists and third-ranked Auburn on March 19.
- Nusz hosted the 2016 SEC Softball Tournament. The four-day event hosted 12 teams and a total of 11 games and drew praise from coaches across the league to ESPN and SEC Network officials.
- On May 27, 2022 the largest college softball crowd in the history of the state of Mississippi descended on Nusz Park for the Bulldogs' Super Regional with Arizona (2,209). The next day the record was again broken (2,299) where it now stands today.
- State broke the single-season attendance record in 2024 with 22,349 fans.

TOP 15 CROWDS

ATT.	DATE	OPPONENT	RESULT
2,299	**May 28, 2022**	**Arizona**	**L, 1-7**
2,209	**May 27, 2022**	**Arizona**	**L, 2-3**
1,903	**March 8, 2025**	**Auburn**	**W, 5-4**
1,870	**May 3, 2025**	**Ole Miss**	**L, 4-6**
1,612	April 16, 2016	LSU	L, 2-5 (12)
1,577	April 12, 2014	Alabama	W, 4-2
1,572	**April 13, 2024**	**Tennessee**	**L, 1-6**
1,562	April 21, 2018	Florida	L, 2-6
1,553	April 12, 2013	Ole Miss	W, 5-1
1,547	April 25, 1998	Ole Miss	W, 11-0 (5); W, 4-3
1,520	April 19, 1997	Alabama	L, 2-5; W, 2-1
1,474	April 2, 2016	Ole Miss	L, 3-4
1,439	**April 14, 2024**	**Tennessee**	**L, 3-7**
1,427	April 15, 2023	Alabama	L, 0-6
1,413	April 8, 2017	South Carolina	W, 6-4

Bold denotes a ticketed game

QUICK FACTS

UNIVERSITY

Location	Starkville, Miss. (Pop. 25,342)
Founded	1878
Enrollment	23,563
Nickname	Bulldogs
Colors	Maroon and White
Mascot	Bully
Shortened	MSU or State
Conference	Southeastern
President	Dr. Mark Keenum
Athletic Director	Zac Selmon
Sr. Associate AD/SWA	Ann Carr
Faculty Representative	Brent J. Fountain

NUSZ PARK

Opened	1997
Renovated	2016
Capacity	1,400
Dimensions	L-200, C-220, R-200
All-Time Home Record	575-280 (.673)

COACHING STAFF

Head Coach	Samantha Ricketts
Alma Mater	Oklahoma, 2005
MSU Record	224-121 (7th Year, 12th at MSU)
MSU SEC Record	50-68 (7th Year)
Career Record	224-121 (7th Year)
Career SEC Record	50-68 (7th Year)
Associate Head Coach	Tyler Bratton (13th Year)
Assistant Coach	Taryne Mowatt-McKinney (3rd Year)
Assistant Coach	Zac Shaw (4th Year)
Player Development Coordinator	Alyssa Loza (5th Year)
Director of Operations	Jamie Desporte (5th Year)
Certified Athletic Trainer	Macy Simoneaux (8th Year)
Strength Coach	Marci Hoppa (3rd Year; 8th at MSU)
Athletic Academics Counselor	Lindsay Race
Sport Administrators	Maryann Baker / Maya Bulger

TEAM INFORMATION

2025 Record	39-19
2025 SEC Record / Finish	13-11 / 8th
Final Rankings (NFCA / USA / D1 / SA)	21 / 23 / 25 / 22
Letterwinners Returning / Lost	13 / 9
Position Starters Returning / Lost	4 / 5
Pitchers Returning / Lost	3 / 4
Newcomers	12

PROGRAM HISTORY

Program Years	1982-86, 1997-present
Overall Record (35th season)	1,088-798 (.577)
Overall SEC Record (30th season*)	307-434 (.414)
SEC Tournament Appearances	23
SEC Tournament Record	15-31 (.326)
NCAA Tournament Appearances	19
NCAA Tournament Record	25-39 (.391)
NFCA All-American Selections	18
Easton All-American Selections	7
D1Softball All-American Selections	3
Softball America All-American Selections	4
NFCA All-Region Selections	59
All-SEC Selections	41
Freshman All-SEC / All-Newcomer Selections	15
SEC All-Defense Selections	3
NFCA All-America Scholar-Athletes	175
CoSIDA Academic All-American Selections	11

2026 BULLDOG ROSTER

NUMERICAL

#	NAME	POS.	B/T	HT.	YR.	EXP.	HOMETOWN / HS / PREVIOUS SCHOOL
1	Gretta Grassel	OF	L/R	5-7	So.	1L	Boscobel, Wis. / Boscobel HS
2	Abby Grace Richardson	UTL	R/R	5-9	Sr.	1L	Brookhaven, Miss. / Brookhaven Academy / Copiah-Lincoln CC
3	Peja Goold	P	R/R	5-7	Sr.	TR	Stockton, Calif. / Lincoln HS / Chattanooga
4	Alyssa Faircloth	P	L/L	6-0	Jr.	TR	Northport, Ala. / Tuscaloosa County HS / Troy
5	Ally Supan	UTL	R/R	5-4	Fr.	HS	Phenix City, Ala. / Central HS
6	Carson Smith	INF	R/R	5-0	Fr.	HS	Mendenhall, Miss. / Hartfield Academy
7	Gabby Schaeffer	INF	R/R	5-7	Fr.	HS	Monroe, N.Y. / Monroe-Woodbury HS
9	Kiarra Sells	OF	R/R	5-6	Sr.	3L	Jasper, Texas / Jasper HS
10	Nadia Barbary	INF	R/R	5-7	Sr.	3L	Douglasville, Ga. / Chapel Hill HS
11	Abigail Stevens	P	R/R	6-0	R-Fr.	RS	Braxton, Miss. / East Rankin Academy
12	Paige Ernstes	C/INF	R/R	5-6	So.	1L	New Palestine, Ind. / New Palestine HS
13	Morgan Bernardini	OF	R/R	5-6	Sr.	3L	Elkville, Ill. / Elverado HS
17	Leila Ammon	P	R/R	5-11	So.	TR	Gulf Breeze, Fla. / Gulf Breeze HS / Middle Tennessee
19	Anna Carder	C	L/R	5-5	Sr.	TR	Athens, Ala. / Athens HS / Southern Illinois
20	Sara Phillips	P	R/R	5-10	So.	1L	Trussville, Ala. / Hewitt-Trussville HS
21	Brinkley Moreton	P	R/R	5-7	Fr.	HS	Summers, Ark. / Lincoln HS
22	Tatum Silva	OF	L/L	5-6	Jr.	TR	Rescue, Calif. / Ponderosa HS / Utah State
23	Des Rivera	C	R/R	5-6	Sr.	TR	Chino, Calif. / Bishop Amat Memorial HS / Oregon State / Iowa
24	Morgan Stiles	INF	R/R	5-7	So.	1L	Athens, Ala. / Athens HS
31	Sydney Carroll	UTL	R/R	6-2	Fr.	HS	Chelsea, Ala. / Chelsea HS
33	Kinley Keller	OF	R/R	5-9	Fr.	HS	New Braunfels, Texas / Davenport HS
41	Taylor Troutman	INF	L/R	5-10	R-Fr.	RS	Henderson, Ky. / Henderson County HS
42	Kalani Sells	OF	R/R	5-4	So.	1L	Jasper, Texas / Jasper HS
48	Delainey Everett	P	L/L	5-5	Jr.	2L	Oakdale, Calif. / Oakdale HS
83	Xiane Romero	INF	R/R	5-4	So.	1L	Lake Elsinore, Calif. / Temescal Canyon HS

ALPHABETICAL

#	NAME	POS.	B/T	HT.	YR.	EXP.	HOMETOWN / HS / PREVIOUS SCHOOL
17	Leila Ammon	P	R/R	5-11	So.	TR	Gulf Breeze, Fla. / Gulf Breeze HS / Middle Tennessee
10	Nadia Barbary	INF	R/R	5-7	Sr.	3L	Douglasville, Ga. / Chapel Hill HS
13	Morgan Bernardini	OF	R/R	5-6	Sr.	3L	Elkville, Ill. / Elverado HS
19	Anna Carder	C	L/R	5-5	Sr.	TR	Athens, Ala. / Athens HS / Southern Illinois
31	Sydney Carroll	UTL	R/R	6-2	Fr.	HS	Chelsea, Ala. / Chelsea HS
12	Paige Ernstes	C/INF	R/R	5-6	So.	1L	New Palestine, Ind. / New Palestine HS
48	Delainey Everett	P	L/L	5-5	Jr.	2L	Oakdale, Calif. / Oakdale HS
4	Alyssa Faircloth	P	L/L	6-0	Jr.	TR	Northport, Ala. / Tuscaloosa County HS / Troy
3	Peja Goold	P	R/R	5-7	Sr.	TR	Stockton, Calif. / Lincoln HS / Chattanooga
1	Gretta Grassel	OF	L/R	5-7	So.	1L	Boscobel, Wis. / Boscobel HS
33	Kinley Keller	OF	R/R	5-9	Fr.	HS	New Braunfels, Texas / Davenport HS
21	Brinkley Moreton	P	R/R	5-7	Fr.	HS	Summers, Ark. / Lincoln HS
20	Sara Phillips	P	R/R	5-10	So.	1L	Trussville, Ala. / Hewitt-Trussville HS
2	Abby Grace Richardson	UTL	R/R	5-9	Sr.	1L	Brookhaven, Miss. / Brookhaven Academy / Copiah-Lincoln CC
23	Des Rivera	C	R/R	5-6	Sr.	TR	Chino, Calif. / Bishop Amat Memorial HS / Oregon State / Iowa
83	Xiane Romero	INF	R/R	5-4	So.	1L	Lake Elsinore, Calif. / Temescal Canyon HS
7	Gabby Schaeffer	INF	R/R	5-7	Fr.	HS	Monroe, N.Y. / Monroe-Woodbury HS
42	Kalani Sells	OF	R/R	5-4	So.	1L	Jasper, Texas / Jasper HS
9	Kiarra Sells	OF	R/R	5-6	Sr.	3L	Jasper, Texas / Jasper HS
22	Tatum Silva	OF	L/L	5-6	Jr.	TR	Rescue, Calif. / Ponderosa HS / Utah State
6	Carson Smith	INF	R/R	5-0	Fr.	HS	Mendenhall, Miss. / Hartfield Academy
11	Abigail Stevens	P	R/R	6-0	R-Fr.	RS	Braxton, Miss. / East Rankin Academy
24	Morgan Stiles	INF	R/R	5-7	So.	1L	Athens, Ala. / Athens HS
5	Ally Supan	UTL	R/R	5-4	Fr.	HS	Phenix City, Ala. / Central HS
41	Taylor Troutman	INF	L/R	5-10	R-Fr.	RS	Henderson, Ky. / Henderson County HS

COACHING STAFF

Head Coach: Samantha Ricketts, Seventh season (12th at MSU)
Associate Head Coach: Tyler Bratton, 13th season
Assistant Coach: Taryne Mowatt-McKinney, Third season
Assistant Coach: Zac Shaw, Fourth season
Director of Operations: Jamie Desporte, Fifth season
Player Development Coordinator: Alyssa Loza, Fifth season
Graduate Assistant: Matalasi Faapito, Second season
Graduate Manager: Sierra Sacco, First season
Graduate Manager: Lexi Sosa, First season

ROSTER BREAKDOWN

BY CLASS

Seniors (7): Nadia Barbary, Morgan Bernardini, Anna Carder, Peja Goold, Abby Grace Richardson, Des Rivera, Kiarra Sells
Juniors (3): Delainey Everett, Alyssa Faircloth, Tatum Silva
Sophomores (7): Leila Ammon, Paige Ernstes, Gretta Grassel, Sara Phillips, Xiane Romero, Kalani Sells, Morgan Stiles
RS Freshmen (2): Abigail Stevens, Taylor Troutman
Freshmen (6): Sydney Carroll, Kinley Keller, Brinkley Moreton, Gabby Schaeffer, Carson Smith, Ally Supan

RETURNERS (13)

Nadia Barbary, Morgan Bernardini, Paige Ernstes, Delainey Everett, Gretta Grassel, Sara Phillips, Abby Grace Richardson, Xiane Romero, Kalani Sells, Kiarra Sells, Abigail Stevens, Morgan Stiles, Taylor Troutman

NEWCOMERS (12)

Leila Ammon, Anna Carder, Sydney Carroll, Alyssa Faircloth, Peja Goold, Kinley Keller, Brinkley Moreton, Des Rivera, Gabby Schaeffer, Tatum Silva, Carson Smith, Ally Supan

BY HOME STATE

Alabama (6): Anna Carder, Sydney Carroll, Alyssa Faircloth, Sara Phillips, Morgan Stiles, Ally Supan
California (5): Delainey Everett, Peja Goold, Des Rivera, Xiane Romero
Mississippi (3): Abby Grace Richardson, Carson Smith, Abigail Stevens
Texas (3): Kinley Keller, Kiarra Sells, Kalani Sells, Tatum Silva
Arkansas (1): Brinkley Moreton
Florida (1): Leila Ammon
Georgia (1): Nadia Barbary
Illinois (1): Morgan Bernardini
Indiana (1): Paige Ernstes
Kentucky (1): Taylor Troutman
New York (1): Gabby Schaeffer
Wisconsin (1): Gretta Grassel

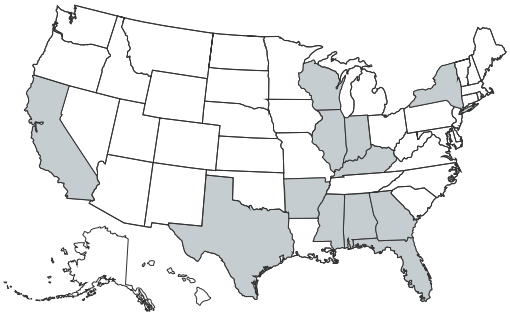

Indicates a current Bulldog's home state
Indicates a player is the first in program history from the state

PRONUNCIATION GUIDE

Leila **Ammon**	ay-men (like Amos but end with N)
Nadia **Barbary**	bar-buh-ree
Morgan **Bernardini**	burn-uh-dee-nee
Paige **Ernstes**	earn-stess
Delainey Everett	de-lainey
Peja Goold	p-Asia (Asia wih a P in front of it) ghoul-d
Xiane Romero	zie-ann (sigh with a Z)
Gabby **Schaeffer**	shay-fur
Ally **Supan**	soo-pan
Jamie **Desporte**	des-sport
Matalasi Faapito	mah-TAH-lah-see fah-AH-pee-toh
Taryne **Mowatt-McKinney**	mow-it (like you mow your lawn)
Sierra **Sacco**	sack-OH

BULLDOGS BY THE NUMBERS

9 — **INITIAL RPI:** Mississippi State checked in at No. 9 in this season's first RPI released by the NCAA on March 9. That is State's highest mark in program history. Previously, MSU was No. 19 in 2008.

253 — **DOWN ON STRIKES:** Mississippi State leads the nation with 253 strikeouts and 56 batters struck out looking this season.

5 — **MAGIC NUMBER:** The Bulldogs have scored five or more runs in 100 of State's 126 wins (79.4 percent) since 2023, and they are 170-20 under Samantha Ricketts when scoring at least five.

TEAM NOTES

QUICK HITS

» Mississippi State's team batting average (.314), slugging percentage (.534) and on-base percentage (.407) ranked second in single-season school history, and all three were within 10 points of the existing record. This year's current marks would all break the program record.
» **Nadia Barbary** ranks ninth in school history with 40 career doubles, which is tied for fifth among active SEC players.
» State's .989 fielding percentage ranks second in the nation behind only No. 8/9 Arkansas.

PITCHING POINTS

» Mississippi State leads the nation in strikeouts (253), strikeouts looking (56) and strikeout-to-walk ratio (6.66).
» As a team, State's whiff rate (38.2 percent) and called strike plus whiff rate (37.4 percent) lead the nation. MSU is tied with Alabama for the national lead in fielding independent pitching (1.13).
» The Bulldogs (1.21) are one of four teams nationally allowing 1.50 runs per game or fewer along with No. 1/1 Tennessee (0.92), No. 2/2 Texas Tech (1.23) and No. 4/6 Alabama (0.88).
» Since the start of 2025, **Peja Goold** has struck out five or more batters in 34 appearances, earning the win in 30 in those games.
» The Bulldogs are one of two teams with multiple pitchers among the top 10 nationally in fielding independent pitching. **Leila Ammon** is third (0.54) while **Alyssa Faircloth** is fifth (0.79) and Goold is sixth (0.89).

FAIRCLOTH FANS THEM

» **Alyssa Faircloth**'s 14 strikeouts vs. New Mexico (Feb. 7) and at South Alabama (Mar. 6) were a career high and fourth-most in a game in MSU history.
» Faircloth entered the season with one career double-digit strikeout game and now boasts four this year. She ranks second nationally in strikeouts per seven innings (12.85), fourth in total strikeouts (112), and leads the nation in whiff rate (45.1 percent) and called strike plus whiff rate with a strike on 43.4 percent of her pitches.
» MSU's staff is second in the nation with six saves. Only 14 teams nationally have more than Faircloth (4) does individually.

HITTING ONE HUNDRED

» **Alyssa Faircloth** became the fastest MSU pitcher to record 100 strikeouts in a season, needing just 55.2 innings to do so.
» **Peja Goold** and **Leila Ammon** have the potential to join her in the top five.
» There have been just five 200-strikeout seasons in program history.

FASTEST TO 100 STRIKOUTS			IP	FINAL K	FINAL IP
1.	**Alyssa Faircloth**	**2026**	**55.2**	**112**	**61.0**
2.	Emily Williams	2021	69.0	128	104.1
3.	Allison Owen	2013	69.1	250	198.2
4.	Stephanie Becker	2013	71.0	159	129.0
5.	Raelin Chaffin	2025	75.0	205	191.1
	Peja Goold	**2026**	**??**	**86**	**64.0**
	Leila Ammon	**2026**	**??**	**53**	**45.1**

STRONG START

» State has posted its best record entering conference play in program history this season. The Bulldogs are currently 26-2 (.929).
» The Bulldogs' 18-2 start was tied with the 2006 season for the second-best 20-game start in school history. MSU was 19-1 in 2014.
» MSU set a program record with 17 wins in the month of February.
» The Bulldogs posted just the fifth season-opening 10-game win streak in school history. MSU won its first 11 games, and the program has just seven longer winning streaks at any point in its history.

BEST RECORDS ENTERING SEC PLAY IN PROGRAM HISTORY

	WIN PCT.	RECORD	YEAR	FINISH	(SEC)
1.	**.929**	**26-2**	**2026**	**26-2**	**(0-0)**
2.	.905	19-2	2014	39-21	(10-14)
3.	.893	25-3	2020	25-3	(0-0)*

HIGH WATER MARK

» Mississippi State checks in at No. 12 in this week's NFCA Coaches' Poll, which is its highest ranking in that poll in program history. The Bulldogs have held that place for three consecutive weeks.
» Prior to this year, the Bulldogs had climbed as high as No. 15 in 2008.
» The Bulldogs also achieved their highest rank in the D1Softball poll this week at No. 12. It's their third new record in that poll this year.
» State's highest ranking in any poll was at No. 11 in the Softball America poll in 2024.
» The Bulldogs are No. 9 in the first NCAA RPI release of the season. That is MSU's highest mark in the RPI in program history. Previously, State had climbed as high as No. 19 in the final selection rankings of 2008. State is No. 10 in the first KPI release of the year.

DOUBLE DAWGS

» MSU has hit a double in all but four games and already boasts 49.
» The Bulldogs' season high is five in a game against Delaware State (Feb. 21), which stands second in school history.
» Last year, State broke the school record with 90 doubles in a season. This year, the Bulldogs are on pace for 95 in the regular season alone.

BARBARY'S BAT

» **Nadia Barbary** earned her first career All-SEC honors on the Second Team last year and picked up All-Defensive Team recognition at third.
» Barbary posted single-season career highs in hits (65), homers (11), RBIs (46) and total bases (113). Her slugging percentage was 147 points higher than it has been in any prior season of her career.
» This year, she leads the team in RBIs (27) and two-out batting average (.429, 9-for-21), and she is third in two-out RBIs (6).

IT STARTS WITH STILES

» **Morgan Stiles** has solidified the leadoff spot in the order, reaching base safely in all but one game this year.
» She has reached to open the MSU half of the first inning in 19 of 28 games and in 23 of 37 total innings she's led off (62.2 percent).
» Stiles has scored in the first inning 12 times this year, and the Bulldogs outscore opponents 42-4 in the first.

1ST INN. ONLY	AB	R	H	2B	3B	HR	RBI	AVG	SLG	OBP
Morgan Stiles	24	12	12	2	0	1	3	.500	.708	.613

CALL THE BOMB SQUAD

» MSU has homered in 20 of 28 games this season and scored 71 of its 185 runs via the long ball (38.4 percent).
» State scored 139 runs off homers in 2025. That amounted to 37.6 percent of State's scoring last season and 41.0 percent of its RBIs.
» The Bulldogs broke the school record with six grand slams last spring.
» Eight of nine regular starters hit a home run last year, and four players reached double-digits for the first time in school history.
» A school-record 12 different players have already homered this season, and MSU has had at least 10 home run hitters in each of the last four seasons.

THE #RICKETTSEFFECT

» Since Ricketts arrived in 2015, the Bulldogs have broken the school record for home runs five times, and each of the top seven marks in school history have come under her watch.
» Last year's team again shattered the single-season record with 74 homers, and Ricketts has been on staff for all four 70-homer seasons in school history.
» The Bulldogs are currently on pace for 75 home runs in the regular season alone this year.
» Under Ricketts, State has homered in 56.3 percent of its games (356 of 632) and gone 266-90 in such contests.

RUNNING IT UP

» State has 39 run-rule victories since the start of 2024, and the past two seasons rank first and second in program history for most in a year. MSU has 10 run-rule wins so far this season.
» The Bulldogs' 19-1 win over Delaware State (Feb. 21) saw them score the most runs since a 19-14 win at Middle Tennessee (Mar. 30, 2022).
» The 18-run margin of victory is second only to a 23-0 win over Cal State Fullerton on Feb. 9, 2012, for the largest victory margin in school history.

MSU SINGLE-SEASON RUN-RULE VICTORIES

1.	15	2024
2.	14	2025
3.	13	2008

DEVELOPING DAWGS

» **Morgan Bernardnini** and **Kiarra Sells** had less than 25 career at-bats combined entering their junior year, but developed into key roles in 2025 with Sells earning all-region honors.
» This season, **Abby Grace Richardson** has been the early breakout performer. A junior college transfer, Richardson had just six at-bats last year and collected one hit, a triple.
» So far this year, she is third on the team in slugging percentage (.600) with 11 of her 15 hits going for extra bases. She is fourth on the team with 19 RBIs.

BERNARDINI	AB	R	H	2B	3B	HR	RBI	AVG	SLG	OBP
2023-24	13	5	2	0	0	0	0	.154	.154	.389
2025-26	217	33	65	14	1	6	54	.300	.456	.342
KI. SELLS	**AB**	**R**	**H**	**2B**	**3B**	**HR**	**RBI**	**AVG**	**SLG**	**OBP**
2023-24	10	17	0	0	0	0	1	.000	.000	.353
2025-26	223	71	82	17	0	21	63	.368	.726	.486
RICHARDSON	**AB**	**R**	**H**	**2B**	**3B**	**HR**	**RBI**	**AVG**	**SLG**	**OBP**
2025	6	7	1	0	1	0	0	.167	.500	.375
2026	60	17	15	6	0	5	19	.250	.600	.347

DEFENSIVE DETAILS

» MSU's .971 team fielding percentage in 2025 was its highest since 2014 (.976) and third-highest in program history.
» This year, State boasts a .989 fielding percentage. The school record is .977 set in 2009 with just 34 total errors. That's the fewest errors in a season except for the shortened 2020 season when State made just 24.
» **Kiarra Sells** recorded five outfield assists in 2025, which was tied for the 10th-most in a season in MSU history, and she is tied for 11th in MSU career history (5).
» Only seven players in program history have recorded double-digit outfield assists in their career.
» Sells boasted the fifth-highest Wins Above Replacement (WAR) among SEC right fielders a year ago (3.64).
» **Nadia Barbary** ranked third among SEC third basemen in Defensive Runs Saved last year (12.09). She was one of only 13 third basemen across the nation to post a DRS greater than 12.00.
» Barbary is second in MSU career history among third basemen with at least 250 chances at the position with a .947 career fielding percentage and only 20 errors at the hot corner.
» She was tabbed the No. 9 player in the nation at her position by both D1Softball and Softball America in their preseason rankings.
» Barbary and **Morgan Stiles** were jointly named Softball America's Defender of the Week (Feb. 24).

MSU THIRD BASEMAN CAREER FLD% (MIN. 250 CHANCES)

	NAME	YEARS	PO	A	E	DP	PCT.
1.	Jessie Bailey	2007-10	207	423	25	25	.962
2.	**Nadia Barbary**	**2023-pr.**	**116**	**238**	**20**	**10**	**.947**
3.	Caroline Seitz	2014-17	229	461	41	24	.944
4.	Tanelda McDonald	2002-05	131	328	30	10	.939
5.	Montana Davidson	2017-22	121	179	28	11	.915

TEAM NOTES

SHARING THE LOAD

» Mississippi State's bullpen now features three arms that threw more than 120.0 innings last spring.
» Last year, only Raelin Chaffin, who went on to a professional career in the AUSL, reached the 120.0-inning mark for State.
» State's seven arms boast a combined 881.0 career innings and tossed 577.1 combined innings last year, which leads the SEC.

SEC TEAM LEADERS

CAREER IP ON 2026 ROSTER		2025 IP ON 2026 ROSTER	
1. Florida	1,033.1	**1. Mississippi State**	**577.1**
2. Kentucky	994.1	2. Florida	510.2
3. South Carolina	962.0	3. Kentucky	454.2
4. Ole Miss	959.1	4. South Carolina	453.2
5. Mississippi State	**881.0**	5. Georgia	426.1

PHENOMENAL FIRSTS

» Three Bulldogs have seen their first career hit leave the yard for their first caree home run as well this season: **Taylor Troutman** (Feb. 6), **Kalani Sells** (Feb. 13) and **Abigial Stevens** (Feb. 21).
» Additionally, three more players' first career hit went for extra bases as **Gabby Schaeffer** (Feb. 10), **Kinley Keller** (Feb. 13) and **Carson Smith** (Feb. 21) all doubled.
» Keller and Schaeffer later joined the home run club as well.
» **Gretta Grassel** (Feb. 21) is the only player this year whose first career hit was a single, but even she still drove in a run with hers.

THE TARYNE TREATMENT

» In three seasons under pitching coach **Taryne Mowatt-McKinney**, the Bulldogs have thrown 56 complete games. State totaled 28 over the three seasons prior to her hiring (2021-23).
» Mowatt-McKinney has coached State pitchers to four national weekly honors. Prior to her arrival, MSU had seen just one pitcher bring home a national weekly honor (Alison Owen, 2013).
» She has coached players to three SEC Pitcher of the Week awards in her short tenure, which is as many as the Bulldogs had won in the eight years prior to her arrival.

NEVER OUT OF IT

» Since **Samantha Ricketts** took charge of the program, no lead has been safe for State's opponents.
» In the program's modern era (since 1997), there have been just 11 comeback victories after trailing by five or more runs, and Ricketts has led six of those.

SEC COACHES' 5+ RUN COMEBACK WINS AT CURRENT SCHOOL

1.	Patty Gasso	Oklahoma	8
2.	**Samantha Ricketts**	**Mississippi State**	**6**
	Larissa Anderson	Missouri	6
4.	Patrick Murphy	Alabama	5
	Rachel Lawson	Kentucky	5
	Jamie Trachsel	Ole Miss	5

TAKING DOWN TOP TEAMS

» **Samantha Ricketts** broke the program record for career ranked wins by a head coach in 2025. Twenty-six of her 46 ranked wins (56.5 percent) have come since the start of the 2024 season.
» The Bulldogs defeated then-No. 1 Texas on March 28, their first win over a No. 1 since 2015 and only their third in program history.
» State has 17 top-five wins in school history, and Ricketts has led the Bulldogs to five of those victories.

MSU HEAD COACHES' CAREER NFCA-RANKED WINS

1.	**Samantha Ricketts**	**2020-p**	**46**
2.	Vann Stuedeman	2012-19	44
3.	Jay Miller	2003-11	35
4.	Kathy Arendsen	1997-02	21

HISTORIC SEC SEASON

» Mississippi State finished above .500 in conference play (13-11) for the first time since 2001 (19-11).
» The 13 wins were State's highest total since going 13-14 in 2008, and MSU won five series for the first time since 2007.
» Last year marked the first time State finished with a .500 record in league play since going 14-14 in 2007, and the Bulldogs won three road series for the first time since the SEC switched to the current 24-game schedule in 2013.

DAWG DAYS OF DOUBLEHEADERS

» Mississippi State played doubleheaders in five SEC series, which tied the SEC record for conference doubleheaders in a single season since the league switched to the current 8-series, 24-game schedule format in 2013.

MOST DOUBLEHEADERS IN SEC PLAY SINCE 2013

1.	**5**	**Mississippi State**	**2025**
	5	LSU	2021
2.	4	Missouri	2023
	4	Alabama	2015

SPREADING THE NUSZ

» Since the start of 2024, the Bulldogs are 52-15 at home while outscoring opponents, 480-185, in those games.
» In its 2025 SEC home opener, MSU set a regular-season attendance record with 1,903 fans in attendance for a victory over then-No. 18 Auburn.
» State closed 2025 with the second-largest regular-season crowd on record with 1,870 fans on May 3 against then-No. 17 Ole Miss.
» The last time Tennessee came to town, State set a record for three-game series attendance with 4,042 combined fans in 2024.

OUR STATE

» The Bulldogs are 31-6 against teams from the state of Mississippi under **Samantha Ricketts**, while outscoring in-state foes, 266-84.
» State has won three consecutive series with rival Ole Miss.
» This year's meeting was the first time in series history that both teams were ranked in the NFCA poll when they meet on the field. State won the series with a walk-off homer in Game 1 and a shutout in Game 2.
» MSU won the 2024 series by taking the first two games, including a no-hitter in the clinching matchup.
» The Bulldogs outscored the Rebels, 22-11, in the 2022 series, and capped the three-game set with a shutout in the finale.

BULLDOG BICENTENNIAL

» **Samantha Ricketts** became the fastest Bulldog softball head coach to win 200 career games at State in the win over Northwestern State on Feb. 6, needing just 319 games.
» She is just the 14th Mississippi State head coach in any team sport to win 200 career games in Maroon and White and the seventh-fastest.
» Ricketts already was the fastest in MSU softball history to 100 wins, needing just 155 contests.

MSU COACHES' GAMES NEEDED TO WIN 200 (ALL SPORTS)

	NAME	200TH WIN	YEARS	CAREER
1.	Vic Schaefer (WBK)	256	2012-20	221-62
2.	Matt Roberts (MT)	281	2015-pr.	220-85
3.	Ron Polk (BB)	288	1976-97, 02-08	1139-590-2
4.	Andy Jackson (MT)	290	1988-00	220-106
5.	Chris Lemonis (BB)	311	2019-25	268-158
	Rick Stansbury (MBK)	311	1998-11	293-166
7.	**Samantha Ricketts (SB)**	**319**	**2020-pr.**	**200-119**
8.	C.R. "Dudy" Noble (BB)	331	1920-43, 46-47	263-200-9
9.	Paul E. Gregory (BB)	333	1957-74	328-200-2
10.	Vann Stuedeman (SB)	335	2012-19	276-189
11.	Kathy Arendsen (SB)	339	1997-02	219-161
12.	John Cohen (BB)	346	2009-16	284-203-1
13.	Jay Miller (SB)	351	2003-11	295-253
14.	Sharon Fanning-Otis (WBK)	558	1995-11	281-232

#STATETOTHESHOW

» **Sierra Sacco** and Raelin Chaffin both received Golden Tickets into the 2025 AUSL College Draft. MSU was one of two teams nationally with multiple draftees.
» They were teammates together on the Talons, winning the inaugural AUSL Championship. This season, Sacco was taken in the Expansion Draft by the Portland Cascade, and Bulldog legend Mia Davidson was chosen by the same franchise in the Allocation Draft as a free agent.
» MSU now boasts 28 professional players in its history. Of those, 16 were coached by Ricketts for at least one season at MSU.
» Nine Bulldogs have gone on to pro careers in the six years since she was named the program's head coach, and at least one player has signed a professional contract in each of the last five seasons.

AWARDS AND HONORS

SEC FRESHMAN OF THE WEEK
Kinley Keller - Feb. 16

SOFTBALL AMERICA STARS OF THE WEEK
Nadia Barbary & Morgan Stiles (Defender) - Feb. 24

D1SOFTBALL POSITION RANKINGS
Nadia Barbary - Third Base
(No. 9 - Pre)

SOFTBALL AMERICA POSITION RANKINGS
Nadia Barbary - Third Base
(No. 9 - Pre)
Peja Goold - Pitcher
(No. 8 - March)
Kiarra Sells - Outfield
(No. 11 - March)
Morgan Stiles - Shortstop
(No. 10 - March)

D1SOFTBALL PRESEASON D100
Peja Goold (No. 98)

SOFTBALL AMERICA PRESEASON TOP 100
Peja Goold (No. 91)

D1SOFTBALL D100 FRESHMEN TO WATCH
Kinley Keller

SOFTBALL AMERICA FRESHMAN WATCH LIST
Kinley Keller
Brinkley Moreton
Gabby Schaeffer

TEAM USA MEN'S NATIONAL TEAM
Zac Shaw (assistant coach)

TEAM USA WOMEN'S NATIONAL TEAM
Sierra Sacco (student coach)

#STATETOTHELEAGUE

» 28 Mississippi State student-athletes have gone on to play professionally. Of those, 15 have been selected in a professional draft.
» Samantha Ricketts has coached 16 pros and nine draftees while at MSU.
» Three former Bulldogs will be active in the professional ranks in the summer of 2026:
Mia Davidson - Portland Cascade
Sierra Sacco - Portland Cascade
Chloe Malau'ulu - Olmecas de Tabasco (Liga Mexicana de Softbol)

NCAA ACTIVE CAREER LEADERS (TOP 50)

NADIA BARBARY	VALUE	RANK
At-Bats	559	29
Doubles	40	20
Runs Batted In	126	48

ANNA CARDER	VALUE	RANK
Walks	81	45

PEJA GOOLD	VALUE	RANK
Appearances	111	22
Games Started (Pitching)	68	37
Innings Pitched	488.0	18
Earned Run Avg.	2.08	14
Saves	7	38
Strikeouts	551	11
Strikeouts / 7 Inn.	7.90	11
Wins	56	12

KIARRA SELLS	VALUE	RANK
Hit-by-Pitches	24	37
Slugging Pct.	.695	47

DAWG TALK - PROGRAM STORYLINES

STARKVILLE SAMOANS

» With head coach **Samantha Ricketts** set to serve as the head coach of the American Samoa Women's National Team, additional light has been shed on State's lineage of players with Samoan heritage.
» The Bulldogs have seen at least one Samoan on the roster in every season of the past decade, and have boasted multiple players with Samoan heritage every year since 2019 with as many as four such players at the same time in 2023.
» MSU's first Samoan player was **Sarai Niu** (2016-19), who was joined by **Chloe Malau'ulu** (2019-23) and **Fa Leilua** (2019-21) in her senior year. **Matalasi Faapito** (2022-24), **Leilani Pulemua** (2022-24), **Kiarra Sells** (2023-pr.) and **Kalani Sells** (2025-pr.) have all followed.
» Ricketts herself traces her heritage to the island through her mother Carol, from the village of Leone.
» The Bulldogs began holding Samoan Heritage Day at the ballpark as early as 2019, and this year it will be celebrated on **April 26** against LSU.

NATIONAL TEAM NOTES

» MSU has been well-represented on national teams recently.
» Student coach and former MSU All-American **Sierra Sacco** (2024-25), played with the U.S. Women's National Team at the 2026 Team USA Down Under series in Brisbane, Australia, hitting two homers in four games.
» **Peja Goold** pitched for Colombia at the 2025 Pan American Championships, throwing 37.0 innings and striking out 41 batters.
» Assistant coach **Zac Shaw** captained the U.S. Men's National Team at the 2024 WBSC Men's World Cup Group Stage and 2025 WBSC World Cup Final Stage.
» He has won two World Cup bronze medals with the Americans in 2023 (New Zealand) and 2025 (Canada).
» Head coach **Samantha Ricketts** will serve as the head coach of the American Samoa Women's National Team in the lead up to the 2028 Olympic Games. State alum **Chloe Malau'ulu** (2019-23) won gold with American Samoa at the 2025 Pacific Mini Games, and **Kalani Sells** (2025-pr.), **Kiarra Sells** (2023-pr.), **Matalasi Faapito** (2022-24) and **Fa Leilua** (2019-21) would all be eligible for the team.
» Former Bulldog **Mia Davidson** (2018-22) won a silver medal at the 2024 WBSC Women's World Cup Final. Davidson also played with the U.S. Women's National Team at the 2022 Pan American Championships (Guatemala), 2023 WBSC World Cup Group Stage (Ireland) and 2023 Pan American Games (Chile).
» MSU alum **Iyhia McMichael** (2001-04) is currently serving as an assistant coach on the U.S. U-15 Girls' National Team where she guided the team to the 2023 Utsugi Cup championship and a gold medal at the 2023 WBSC Americas Qualifier. In her playing days, McMichael won the 2003 Canada Cup with Team USA.

PORTAL PICKUPS

» Mississippi State's transfer class was ranked No. 3 in the nation by 6-4-3 Charts, which based its rankings on the total number of Wins Above Replacement (WAR) each school added. State's 17.43 WAR added was tied for the most in the SEC with Tennessee.
» State made a big splash at both the pitcher and catcher positions.
» Bulldog catchers finished with a combined 6.07 Defensive Runs Saved (DRS) in 2025. **Anna Carder** and **Des Rivera** combined for 10.42 DRS last season. That stands as the largest defensive upgrade (+4.35 DRS) at any position on the team this year, and it's the second-largest improvement by a catching unit in the SEC (Kentucky, +6.32).
» MSU's bullpen saw its combined Wins Above Replacement total climb from 5.68 to 11.17 (+5.49) with the additions of **Peja Goold**, **Alyssa Faircloth** and **Leila Ammon**. That's the second-largest WAR improvement of any position group on any team in the SEC and the best by any SEC bullpen.
» Five of the six transfers earned all-conference honors last spring.

PLANTING THE FLAG

» The Bulldogs wear the flags of their home states on the back of their batting helmets, a tribute started in 2025.
» **Samantha Ricketts** has expanded the Bulldogs' recruiting reach in recent years. She is responsible for recruiting the first softball student-athletes in MSU history from the states of Arkansas, Kentucky, Maryland, New Jersey, New York and West Virginia.
» **Brinkley Moreton** (Arkansas), **Taylor Troutman** (Kentucky), **Gabby Schaeffer** (New York) and **Gretta Grassel** (Wisconsin) are all just the second players in school history from their states.

PLANNED PROMOS

» State's Salute to Service game on **March 13** means a little bit more to **Nadia Barbary**, whose parents both served in the Air Force. She was born on Lackland Air Force Base. **Leila Ammon**'s father is in the Marine Corps.
» Barbary's mother and Ammon's father will throw out first pitches.
» Mississippi State will hold its fifth annual First Responder Home Run Derby on **March 15** following the Bulldogs' series finale with Tennessee. The firefighters have won all four prior years against the Starkville and MSU police departments, but this year's derby will pit two separate shifts of Starkville Fire Department against each other.
» A number of players have first responders in their families including **Morgan Stiles** and **Delainey Everett**.
» Everett's father passed away suddenly and unexpectedly two weeks before the start of the 2025 season. His badge number is embroidered on Everett's pitching towel.
» The Bulldogs' Think Pink game is set for **April 10** against Arkansas.
» State's annual Bark in the Park game is scheduled for **April 12** against Arkansas. Traditionally, each player's headshot on the videoboard is replaced with their own submitted photos of their pets.
» The final home weekend against LSU on **April 24-26** is packed with promos honoring State's senior class. On-field graduation ceremonies are scheduled for Friday night with Senior Day on Saturday. Samoan Heritage Day wraps up the home slate at Nusz Park, recognizing senior **Kiarra Sells** and her sister, sophomore **Kalani Sells**.

ALL FOR ALEX

» **Alex Wilcox** was a member of the Bulldogs' 2018 team who inspired the nation with her courageous fight against ovarian cancer. That fight ultimately took her life that summer at the age of 18.
» MSU immortalized Wilcox by retiring her No. 8 jersey on Sept. 15, 2018, making Wilcox the **first female student-athlete** in MSU history to have her jersey retired.
» State's annual February Freezer tournament was rebranded in 2019 as **The Snowman: Alex Wilcox Memorial**.
» The **All For Alex** campaign was started in 2021 as a joint effort of LSU head coach **Beth Torina** and MSU head coach **Samantha Ricketts**.
» All 15 SEC schools unite to wear teal or teal accents for one day each year to recognize her impact on the softball community and raise awareness of the disease. All For Alex Weekend is **April 11, 2026**.

ALL ABOUT ATHLETE ENGINEERING

» In the summer of 2024, former Bulldog pitcher **Hosanna Lindblade** and student manager **Rachel Barber** interned with the athlete engineering institute on Mississippi State's campus and developed a hitting platform that integrates force plates to capture data in real-time while a batter is working on their swing in the cages.
» Designed, developed and constructed by Lindblade, Barber and their supervisors across campus, the product was delivered in January 2025 and is being used in the Bulldogs' practices and workouts.
» Engineered to the exact measurements of the batter's box and home plate, the platform was made out of honeycomb core filler used in rockets covered by aircraft skin, making it incredibly durable yet light enough that one person can move the three pieces by themselves.
» MSU's athlete engineering institute is a first-of-its-kind collaboration between campus researchers and athletic department staff and coaches. The multidisciplinary department brings together engineers, kinesiology researchers, strength and conditioning coaches, athletic trainers and nutritionists to create groundbreaking research methods and wearable technology.
» Lindblade stepped away from softball following her sophomore year to pursue her career goals and serve more actively in her church community, while Barber graduated in May 2025.
» More on the project from HailState.com »
MSU Athlete, Manager Design And Develop Innovative Force Plate Platform

RECRUITING ON THE RISE

» **Samantha Ricketts** has signed four top-20 recruiting classes since the fall of 2021, and three top-10 classes (No. 4 in 2017, No. 7 in 2019, No. 10 in 2023) at MSU dating back to her time as a primary recruiter while she was still an assistant for State.
» Additionally, under Ricketts, State has signed the first Bulldog in program history from six new states.

DAWG DIAGNOSES

» **Kiarra Sells** now plays with hearing aids after beginning her collegiate career without them. She hopes to be an advocate for athletes with hearing loss and break the stigma around hearing aids in sports.

AROUND THE BALLPARK - FREQUENTLY ASKED QUESTIONS

PINK PONY



» Fans and media will notice a stuffed unicorn hobby horse in the Bulldog dugout this season.
» The unicorn originates from State's class talent show in the fall and was a prop used by the junior class. Afterwards, he ended up in **Ally Supan's** locker, and she has become the keeper of "Pink Pony."
» Supan insists that he be correctly identified as a unicorn.
» Pink Pony's nickname is just Pony.
» Whenever a Bulldog scores, they ride Pink Pony down the dugout. The lone exception is **Morgan Stiles**, who just carries Pony in one hand while high-fiving her teammates.
» Additionally, **Anna Carder**, who rode Pony in the talent show originally, uses Pink Pony Club as one of her walk-up songs.

FINNEGAN AMMON

» **Leila Ammon's** parents, Michelle and Charles, have brought the family dog, Finnegan, to every game - home and away - this season.
» The Ammons have had the seven-year-old Frenchton (75 percent French bulldog, 25 percent Boston terrier) since 2019.
» He has been caught on camera during TV broadcasts multiple times this season, and was picked up by the @NCAASoftball social accounts on March 6 during State's game at South Alabama.

THE FEDORA

» **Nadia Barbary's** parents have become fixtures in Nusz Park. They always sit on the first row behind home plate at the left end of the row from the broadcast camera's perspective.
» Her father, Irving, has a trademark maroon fedora that he wears to each game, and he can often be heard prior to the first pitch of each Bulldog at-bat yelling his trademark "Come on Nadia!" along with the nicknames of each teammate for their turns at the plate.
» Both of her parents served in the Air Force. Irving threw out the first pitch for MSU's 2025 military appreciation game, and her mother, Shannon, will do so in 2026.

THE FIREFIGHTERS

» On-duty firefighters from the Starkville Fire Department often attend MSU softball games, parking in right-center field and watching from the top of their ladder truck.
» The firefighters began regularly attending games in 2024.
» Starkville Fire has won the annual First Responder Home Run Derby every season that it has been held, going 4-0 against the Starkville Police Department and MSU campus police officers.
» In appreciation of their continued support, members of the State softball team will visit Fire Station 1 on Wednesday, March 11, and participate in activities around the station to get a look inside the firefighters' daily routines.

MSU RECORD WHEN

	OVERALL	SEC
BY GAME		
Day games (Before 5 p.m.)	22-2	0-0
Night games (After 5 p.m.)	4-0	0-0
In Extra Innings	1-0	0-0
vs. Ranked opponents	1-1	0-0
vs. Top-10 opponents	0-0	0-0
BY OPPOSING PITCHER		
vs. Left-handed Starter	1-1	0-0
vs. Right-handed Starter	25-1	0-0
BY MSU PITCHER		
Starter receives decision	22-2	0-0
Reliever receives decision	4-0	0-0
Starter goes 5.0+ inn.	17-1	0-0
Starter goes less than 5.0 inn.	9-1	0-0
BY SCORING / MARGIN		
Scoring first	21-0	0-0
Trailing first	5-2	0-0
In one-run games	1-1	0-0
In two-run games	3-0	0-0
Scoring 0-2 runs	1-2	0-0
Scoring 3-5 runs	8-0	0-0
Scoring 6-9 runs	14-0	0-0
Scoring 10+ runs	3-0	0-0
Allowing 0-2 runs	23-1	0-0
Allowing 3-5 runs	3-1	0-0
Allowing 6-9 runs	0-0	0-0
Allowing 10+ runs	0-0	0-0
BY THE STATS		
Collecting 0-3 hits	0-1	0-0
Collecting 4-6 hits	3-1	0-0
Collecting 7-9 hits	15-0	0-0
Collecting 10+ hits	8-0	0-0
Out-hit opponent	25-1	0-0
Out-hit by opponent	0-1	0-0
Hits are equal	1-0	0-0
Without hitting a home run	6-2	0-0
Hitting a home run	20-0	0-0
Opponent doesn't hit a home run	19-2	0-0
Opponent hits a home run	7-0	0-0
Errorless	19-1	0-0
Committing one error	7-1	0-0
Committing 2+ errors	0-0	0-0
Opponent is errorless	10-2	0-0
BY SCHEDULE		
February	17-2	0-0
March	9-0	0-0
April	0-0	0-0
May	0-0	0-0
Sunday	3-0	0-0
Monday	0-0	0-0
Tuesday	3-0	0-0
Wednesday	3-0	0-0
Thursday	1-0	0-0
Friday	8-1	0-0
Saturday	8-1	0-0
Game 1 of Season Series	16-2	0-0
Game 2 of Season Series	9-0	0-0
Game 3 of Season Series	1-0	0-0

BY CONFERENCE

SEC	**0-0**
Arkansas	0-0
Florida	0-0
Georgia	0-0
LSU	0-0
Ole Miss	0-0
South Carolina	0-0
Tennessee	0-0
Texas A&M	0-0
ACC	**2-1**
Clemson	1-1
Georgia Tech	1-0
AMERICAN	**5-0**
Memphis	1-0
North Texas	2-0
UAB	1-0
Wichita State	1-0
BIG 12	**1-0**
Baylor	1-0
BIG TEN	**2-0**
Rutgers	2-0
MEAC	**1-0**
Delaware State	1-0
MISSOURI VALLEY	**2-1**
Belmont	1-1
Murray State	1-0
MOUNTAIN WEST	**3-0**
New Mexico	3-0
OHIO VALLEY	**2-0**
Southeast Missouri	2-0
UT Martin	0-0
SOUTHERN	**3-0**
Samford	2-0
Wofford	1-0
SOUTHLAND	**1-0**
Northwestern State	1-0
SUN BELT	**4-0**
Georgia Southern	1-0
South Alabama	2-0
Southern Miss	1-0

LEADING AFTER

INNING	1	2	3	4	5	6
W-L	14-0	18-0	22-0	22-0	17-0	15-0

TRAILING AFTER

INNING	1	2	3	4	5	6
W-L	1-1	2-1	0-1	1-1	1-1	0-2

TIED AFTER

INNING	1	2	3	4	5	6
W-L	11-1	6-1	4-1	3-1	1-1	1-0

COME FROM BEHIND WINS

DATE	OPPONENT	DEFICIT	FINAL
Feb. 6	vs. Wichita State	0-1 (Top 5)	W, 5-2 (8)
Feb. 14	North Texas	0-1 (Bot 3)	W, 3-1
Feb. 18	Memphis	0-1 (Bot 3)	W, 8-4
Feb. 20	Samford	0-1 (Bot 1)	W, 6-2
Mar. 8	at South Alabama	0-2 (Top 3)	W, 4-2

LAST AT-BAT WINS

DATE	OPPONENT	DEFICIT	FINAL
-- None --			

WALK-OFF WINS

DATE	OPPONENT	SCORE	FINAL
Feb. 13	Rutgers	W, 7-0 (Bot 6)	W, 8-0 (6)

SCORE BY INNINGS

INNING	1	2	3	4	5	6	7	EXT	TOT
MSU	42	22	38	31	19	25	4	4	**185**
OPP	4	4	3	13	5	3	1	1	**34**

MISC. HITTING STATS

MULTI-HIT GAMES

PLAYER	2	3	4	5+	TOTAL
Kiarra Sells	8	3	--	--	11
Morgan Stiles	7	1	1	--	9
Nadia Barbary	6	1	1	--	8
Des Rivera	6	--	--	--	6
Morgan Bernardini	4	--	--	--	4
Abby Grace Richardson	3	--	--	--	3
Kinley Keller	2	1	--	--	3
Gabby Schaeffer	2	--	--	--	2
Taylor Troutman	2	--	--	--	2
Anna Carder	1	--	--	--	1
Tatum Silva	1	--	--	--	1
TOTAL	**42**	**6**	**2**	**--**	**50**

MULTI-RBI GAMES

PLAYER	2	3	4	5+	TOTAL
Kiarra Sells	4	4	--	--	8
Nadia Barbary	3	--	3	--	6
Morgan Bernardini	4	1	1	--	6
Abby Grace Richardson	3	2	--	--	5
Des Rivera	2	2	--	--	4
Morgan Stiles	3	1	--	--	4
Kinley Keller	2	--	--	--	2
Anna Carder	1	--	--	--	1
Paige Ernstes	1	--	--	--	1
Gabby Schaeffer	1	--	--	--	1
Tatum Silva	1	--	--	--	1
Kalani Sells	--	1	--	--	1
Abigail Stevens	1	--	--	--	1
Carson Smith	1	--	--	--	1
Taylor Troutman	--	1	--	--	1
TOTAL	**27**	**12**	**4**	**--**	**43**

HITTING STREAKS*

PLAYER	CURRENT	2026	CAREER
Nadia Barbary	6	9*	9*
Anna Carder$	1	4	12$
Abigail Stevens	1	4	4
Taylor Troutman	1	4	4
Gabby Schaeffer	1	3	3
Kalani Sells	1	1	1
Carson Smith	1	1	1
Morgan Stiles	--	12*	12*
Kiarra Sells	--	12	12
Morgan Bernardini	--	8	8
Des Rivera$	--	7	8$
Kinley Keller	--	5	5
Tatum Silva$	--	3	11$
Paige Ernstes	--	2	2
Abby Grace Richardson	--	2	2
Xiane Romero	--	2	2
Gretta Grassel	--	1	1

ON-BASE STREAKS*

PLAYER	CURRENT	2026	CAREER
Nadia Barbary	9	11*	12
Kinley Keller	4	6	6
Morgan Stiles	4	15*	15*
Xiane Romero	3	4*	4*
Kiarra Sells	3	12	16
Anna Carder$	2	7	16$
Morgan Bernardini	1	10	17
Abby Grace Richardson	1	6	6
Gabby Schaeffer	1	6	6
Taylor Troutman	1	6	6
Abigail Stevens	1	4	4
Kalani Sells	1	2	2
Carson Smith	1	1	1
Des Rivera$	--	8	16*$
Tatum Silva$	--	3	12*$
Paige Ernstes	--	2	3
Gretta Grassel	--	1	1

*$ includes transfer stats | * streak carried over from prior season*

HOME RUN LOG

NO.	PLAYER	OPPONENT	DATE	RUNS	INNING	OUTS	COUNT	SCORE	FINAL	ANGLE	VELO.	DIST.
1	N. Barbary	at Baylor	Feb. 5	2	1	0	1-1	0-0	W, 10-0 (5)	32	72	237
2	A. Richardson	at Baylor	Feb. 5	1	2	0	2-1	2-0	W, 10-0 (5)	39	72	225
3	M. Stiles	at Baylor	Feb. 5	3	3	2	1-2	5-0	W, 10-0 (5)	35	69	222
4	Ki. Sells	at Baylor	Feb. 5	2	3	2	2-1	8-0	W, 10-0 (5)	--	--	--
5	T. Troutman	vs. Northwestern State	Feb. 6	1	2	0	0-1	3-0	W, 9-3	38	69	220
6	X. Romero	vs. Northwestern State	Feb. 6	1	2	0	0-0	4-0	W, 9-3	32	70	229
7	T. Troutman	vs. Northwestern State	Feb. 6	2	3	1	2-2	6-0	W, 9-3	--	--	--
8	N. Barbary	vs. Wichita State	Feb. 6	3	8	1	1-0	2-1	W, 5-2 (8)	40	73	233
9	M. Stiles	vs. New Mexico	Feb. 7	1	1	0	1-1	0-0	W, 8-1	--	--	--
10	D. Rivera	SOUTHERN MISS	Feb. 10	1	5	0	0-0	1-0	W, 5-0	30	72	227
11	Ki. Sells	RUTGERS	Feb. 13	2	4	2	1-1	3-0	W, 8-0 (6)	35	77	247
12	A. Richardson	RUTGERS	Feb. 14	2	6	1	0-0	2-2	W, 7-2	37	70	223
13	Ka. Sells	RUTGERS	Feb. 14	3	6	2	1-0	4-2	W, 7-2	38	72	234
14	Ki. Sells	NORTH TEXAS	Feb. 14	1	3	0	2-0	0-1	W, 3-1	42	76	242
15	Ki. Sells	MEMPHIS	Feb. 18	3	3	1	3-2	0-1	W, 8-4	23	76	232
16	M. Bernardini	MEMPHIS	Feb. 18	4	3	1	3-1	3-1	W, 8-4	42	72	227
17	D. Rivera	DELAWARE STATE	Feb. 20	2	1	1	3-0	3-0	W, 19-1 (5)	29	73	232
18	G. Schaeffer	DELAWARE STATE	Feb. 20	2	1	2	3-2	5-0	W, 19-1 (5)	32	72	235
19	A. Stevens	DELAWARE STATE	Feb. 20	1	4	0	0-0	13-0	W, 19-1 (5)	31	73	244
20	A. Richardson	DELAWARE STATE	Feb. 20	2	4	2	3-2	17-0	W, 19-1 (5)	30	74	247
21	D. Rivera	at Georgia Tech	Feb. 25	1	2	0	1-0	0-0	W, 8-3	34	67	206
22	N. Barbary	at Georgia Tech	Feb. 25	1	3	0	2-1	1-1	W, 8-3	34	74	236
23	Ki. Sells	at Georgia Tech	Feb. 25	1	7	2	0-1	4-2	W, 8-3	31	77	255
24	M. Bernardini	at Georgia Tech	Feb. 25	3	7	2	0-0	5-2	W, 8-3	36	71	231
25	A. Richardson	vs. Wofford	Feb. 27	1	4	1	2-2	2-0	W, 9-1 (6)	Inside the Park		
26	Ki. Sells	vs. Georgia Southern	Feb. 28	3	3	1	1-1	0-0	W, 8-0 (5)	--	--	--
27	A. Richardson	vs. Georgia Southern	Feb. 28	2	4	0	2-2	3-0	W, 8-0 (5)	--	--	--
28	Ki. Sells	at Clemson	Mar. 1	1	3	1	1-1	1-0	W, 9-1 (6)	39	79	228
29	K. Keller	at Clemson	Mar. 1	2	6	1	0-0	7-1	W, 9-1 (6)	30	71	207
30	N. Barbary	at UAB	Mar. 4	1	1	1	2-2	0-0	W, 6-1	--	--	--
31	N. Barbary	at UAB	Mar. 4	3	5	2	3-2	1-1	W, 6-1	--	--	--
32	Ki. Sells	vs. New Mexico	Mar. 7	2	5	2	2-1	2-0	W, 4-0	--	--	--
33	N. Barbary	vs. Samford	Mar. 7	4	4	1	2-1	4-0	W, 9-1	--	--	--
34	G. Schaeffer	vs. Samford	Mar. 7	1	5	2	1-1	8-0	W, 9-1	--	--	--
35	N. Barbary	at South Alabama	Mar. 8	1	3	1	1-2	0-2	W, 4-2	--	--	--
36	Ki. Sells	at South Alabama	Mar. 8	1	3	1	3-2	1-2	W, 4-2	--	--	--
37	Ki. Sells	at South Alabama	Mar. 8	2	5	0	2-1	2-2	W, 4-2	--	--	--
38	N. Barbary	SOUTHEAST MISSOURI (G1)	Mar. 10	1	4	0	2-1	8-0	W, 9-0 (5)	23	79	228
39	G. Schaeffer	SOUTHEAST MISSOURI (G2)	Mar. 10	1	2	1	1-2	0-0	W, 4-0	36	72	239

**Launch angle, exit velocity and estimated distance available only for games in Nusz Park and select stadiums.*

HOME RUN BREAKDOWN

TOTAL	39
Home	13
Road	15
Neutral	11
vs. LHP	3
vs. RHP	36
With 0 Outs	12
With 1 Out	15
With 2 Outs	12
Solo	18
Two-Run	12
Three-Run	7
Grand Slam	2
Back-to-Back	2
Pinch-Hit	0
Walk-Off	0
Consecutive Games with HR (Season Long)	5 (5)
Consectuive Games without HR (Season Long)	0 (3)

SEASON	SOLO	2R	3R	GS	TOTAL
Kiarra Sells	4	4	2	--	10
Nadia Barbary	4	1	2	1	8
Abby Grace Richardson	2	3	--	--	5
Des Rivera	2	1	--	--	3
Gabby Schaeffer	2	1	--	--	3
Morgan Bernardini	--	--	1	1	2
Morgan Stiles	1	--	1	--	2
Taylor Troutman	1	1	--	--	2
Kinley Keller	--	--	1	--	1
Xiane Romero	1	--	--	--	1
Kalani Sells	--	--	1	--	1
Abigail Stevens	1	--	--	--	1

CAREER	SOLO	2R	3R	GS	TOTAL
Nadia Barbary	12	7	5	3	27
Kiarra Sells	9	7	4	1	21
Anna Carder*	3	8	1	2	14
Morgan Stiles	5	2	2	--	9
Morgan Bernardini	2	--	3	1	6
Des Rivera*	3	2	1	--	6
Abby Grace Richardson	2	3	--	--	5
Gabby Schaeffer	2	1	--	--	3
Paige Ernstes	1	--	1	--	2
Taylor Troutman	1	1	--	--	2
Kinley Keller	--	--	1	--	1
Xiane Romero	1	--	--	--	1
Tatum Silva*	1	--	--	--	1
Kalani Sells	--	--	1	--	1
Abigail Stevens	1	--	--	--	1

**includes transfer stats*

SPECIALTY STATS

OFFENSE BREAKDOWN

MONTH

	GP	AVG	AB	R	H	2B	3B	HR	RBI	TB	SLG	BB	HBP	SO	GDP	OBP	SB	ATT
February	19	.344	471	136	162	35	1	27	128	280	.594	73	12	60	8	.434	18	20
March	9	.308	227	49	70	14	1	12	45	122	.537	27	2	28	0	.379	12	13
April	--	--	--	--	--	--	--	--	--	--	--	--	--	--	--	--	--	--
May	--	--	--	--	--	--	--	--	--	--	--	--	--	--	--	--	--	--

LOCATION

	GP	AVG	AB	R	H	2B	3B	HR	RBI	TB	SLG	BB	HBP	SO	GDP	OBP	SB	ATT
Home	13	.356	303	92	108	27	0	13	86	174	.574	53	9	32	5	.455	13	15
Away	7	.318	192	40	61	8	1	15	39	116	.604	19	3	24	2	.381	6	7
Neutral	8	.310	203	53	63	14	1	11	48	112	.552	28	2	32	1	.391	11	11

SERIES

	GP	AVG	AB	R	H	2B	3B	HR	RBI	TB	SLG	BB	HBP	SO	GDP	OBP	SB	ATT
Getterman Classic	4	.318	110	32	35	5	0	9	29	67	.609	18	2	17	1	.417	4	4
The Snowman	4	.387	119	37	46	12	0	4	35	70	.588	22	3	11	0	.483	3	5
Bulldog Invitational	4	.370	92	29	34	11	0	4	26	57	.620	14	5	16	3	.461	5	5
Tiger Invitational	4	.370	100	26	37	6	2	5	25	62	.620	13	1	11	2	.432	7	7
Jaguar Invitational	5	.278	126	21	35	8	0	6	19	61	.484	10	1	23	0	.331	6	7
Tennessee	--	--	--	--	--	--	--	--	--	--	--	--	--	--	--	--	--	--
at Georgia	--	--	--	--	--	--	--	--	--	--	--	--	--	--	--	--	--	--
South Carolina	--	--	--	--	--	--	--	--	--	--	--	--	--	--	--	--	--	--
at Florida	--	--	--	--	--	--	--	--	--	--	--	--	--	--	--	--	--	--
Arkansas	--	--	--	--	--	--	--	--	--	--	--	--	--	--	--	--	--	--
at Texas A&M	--	--	--	--	--	--	--	--	--	--	--	--	--	--	--	--	--	--
LSU	--	--	--	--	--	--	--	--	--	--	--	--	--	--	--	--	--	--
at Ole Miss	--	--	--	--	--	--	--	--	--	--	--	--	--	--	--	--	--	--
SEC Tournament	--	--	--	--	--	--	--	--	--	--	--	--	--	--	--	--	--	--

ACTIVE HITTING STREAKS (MIN. 3 GAMES)

	GM	AVG	AB	R	H	2B	3B	HR	RBI	TB	SLG	BB	HBP	SO	GDP	OBP	SB	ATT
Nadia Barbary	6	.474	19	5	9	1	0	3	7	19	1.000	1	1	2	0	.524	0	0

ACTIVE ON-BASE STREAKS (MIN. 7 GAMES)

	GM	AVG	AB	R	H	2B	3B	HR	RBI	TB	SLG	BB	HBP	SO	GDP	OBP	SB	ATT
Nadia Barbary	9	.429	28	7	12	1	0	5	12	28	1.000	3	1	2	0	.500	0	0

PITCHING BREAKDOWN

MONTH

	GP	ERA	W-L	CG	SHO	SV	IP	H	R	ER	BB	SO	2B	3B	HR	B/AVG	WP	HP
February	19	1.50	17-2	8	4	3	121.0	62	28	26	31	175	10	1	8	.150	6	5
March	9	0.60	9-0	4	4	3	58.0	30	6	5	7	78	3	1	2	.148	5	3
April	--	--	--	--	--	--	--	--	--	--	--	--	--	--	--	--	--	--
May	--	--	--	--	--	--	--	--	--	--	--	--	--	--	--	--	--	--

LOCATION

	GP	ERA	W-L	CG	SHO	SV	IP	H	R	ER	BB	SO	2B	3B	HR	B/AVG	WP	HP
Home	13	1.20	12-1	6	4	3	82.0	38	15	14	15	121	5	1	6	.136	2	2
Away	7	1.56	6-1	2	1	2	45.0	29	11	10	12	61	6	1	3	.180	5	3
Neutral	8	0.94	8-0	4	3	1	52.0	25	8	7	11	71	2	0	1	.142	4	3

SERIES

	GP	ERA	W-L	CG	SHO	SV	IP	H	R	ER	BB	SO	2B	3B	HR	B/AVG	WP	HP
Getterman Classic	4	1.30	4-0	2	1	0	27.0	11	6	5	11	32	0	0	0	.126	3	3
The Snowman	5	1.40	5-0	4	1	0	30.0	11	6	6	4	46	0	0	2	.110	1	1
Bulldog Invitational	4	1.08	3-1	1	0	1	26.0	16	5	4	7	39	2	1	1	.176	0	1
Tiger Invitational	4	1 .52	3-1	1	1	0	23.0	13	5	5	7	31	7	0	0	.163	2	1
Jaguar Invitational	5	0.85	5-0	3	2	2	33.0	19	4	4	3	49	0	0	2	.161	2	2
Tennessee	--	--	--	--	--	--	--	--	--	--	--	--	--	--	--	--	--	--
at Georgia	--	--	--	--	--	--	--	--	--	--	--	--	--	--	--	--	--	--
South Carolina	--	--	--	--	--	--	--	--	--	--	--	--	--	--	--	--	--	--
at Florida	--	--	--	--	--	--	--	--	--	--	--	--	--	--	--	--	--	--
Arkansas	--	--	--	--	--	--	--	--	--	--	--	--	--	--	--	--	--	--
at Texas A&M	--	--	--	--	--	--	--	--	--	--	--	--	--	--	--	--	--	--
LSU	--	--	--	--	--	--	--	--	--	--	--	--	--	--	--	--	--	--
at Ole Miss	--	--	--	--	--	--	--	--	--	--	--	--	--	--	--	--	--	--
SEC Tournament	--	--	--	--	--	--	--	--	--	--	--	--	--	--	--	--	--	--

PINCH HITTING

2026	AVG	AB	H	FP^	XBH	RBI
TEAM	**.323**	**31**	**10**	**5**	**5**	**7**
Abby Grace Richardson	1.000	1	1	0	1	3
Tatum Silva	1.000	1	1	0	0	0
Anna Carder	.500	2	1	1	0	0
Taylor Troutman	.444	9	4	1	2	1
Abigail Stevens	.429	7	3	0	2	3
Gretta Grassel	--	0	0	1	0	0
Paige Ernstes	.000	4	0	1	0	0
Des Rivera	.000	1	0	0	0	0
Xiane Romero	.000	2	0	1	0	0
Gabby Schaeffer	.000	2	0	0	0	0
Ally Supan	.000	2	0	0	0	0
CAREER	**AVG**	**AB**	**H**	**FP^**	**XBH**	**RBI**
UNDER RICKETTS	**.253**	**344**	**87**	**81**	**31**	**69**
Xiane Romero	1.000	3	1	4	0	1
Tatum Silva$	1.000	1	1	0	0	0
Anna Carder$	.500	4	2	1	0	0
Taylor Troutman	.444	9	4	1	2	1
Abigail Stevens	.429	7	3	0	2	3
Abby Grace Richardson	.286	7	2	1	2	3
Paige Ernstes	.281	32	9	9	5	8
Morgan Bernardini	.167	6	1	2	0	0
Nadia Barbary	.000	2	0	0	0	0
Gretta Grassel	.000	1	0	2	0	0
Des Rivera$	.000	4	0	0	0	0
Gabby Schaeffer	.000	2	0	0	0	0
Kalani Sells	.000	1	0	0	0	0
Kiarra Sells	.000	5	0	4	0	0
Morgan Stiles	.000	2	0	0	0	0
Ally Supan	.000	2	0	0	0	0

^ Free Passes include walks and hit-by-pitches

SCORELESS INNINGS

START TO FINISH INNINGS	2026	CAREER
Peja Goold$	62	383
Alyssa Faircloth$	49	203
Leila Ammon$	39	128
Delainey Everett	3	76
Brinkley Moreton	2	2
Abigail Stevens	2	2
Sara Phillips	0	7

STREAKS	ACTIVE	2026	CAREER
Leila Ammon$	13.2	13.2	13.2
Alyssa Faircloth$	13.0	13.0	13.1$
Peja Goold$	5.1	14.2	24.0$
Delainey Everett	5.0*	5.0*	15.0
Abigail Stevens	2.0	2.0	2.0
Brinkley Moreton	0.2	2.0	2.0
Sara Phillips	0.1*	0.1*	7.0

INHERITED RUNNERS

2026	PCT.	IR	RS
TEAM	**25.0**	**8**	**2**
Leila Ammon	0.0	1	0
Peja Goold	25.0	4	1
Alyssa Faircloth	33.3	3	1
Delainey Everett	--	0	0
Brinkley Moreton	--	0	0
Sara Phillips	--	0	0
Abigail Stevens	--	0	0
CAREER	**PCT.**	**IR**	**RS**
UNDER MOWATT-MCKINNEY	**42.9**	**77**	**33**
Sara Phillips	0.0	2	0
Leila Ammon$	37.5	8	3
Alyssa Faircloth$	38.9	18	7
Peja Goold$	41.3	46	19
Delainey Everett	63.2	19	12
Brinkley Moreton	--	0	0
Abigail Stevens	--	0	0

ERRORLESS STREAKS

STREAKS	ACTIVE	2026	CAREER
Anna Carder $	269*$	269*$	269*$
Des Rivera$	238*	238*	398$
Paige Ernstes	74	74	74
Tatum Silva$	74*$	74*$	74*$
Abby Grace Richardson	58	58	58
Alyssa Faircloth$	32*$	32*$	32*$
Gabby Schaeffer	29	29	29
Kiarra Sells	28*	28*	29
Xiane Romero	27	27	27
Kalani Sells	27*	27*	27*
Morgan Bernardini	22*	22*	42
Nadia Barbary	19	60*	60*
Kinley Keller	16	16	16
Peja Goold$	6	6	66$
Delainey Everett	6*	6*	7
Morgan Stiles	3	44*	49
Leila Ammon$	3	11*$	11*$
Gretta Grassel	2*	2*	2*
Carson Smith	2	2	2
Ally Supan	2	2	2
Brinkley Moreton	1	1	1

** includes 2025 stats | $ includes transfer stats*

THE SOUTHEASTERN CONFERENCE (THROUGH GAMES MARCH 11)

STANDINGS

	CONF	PCT.	GB	ALL	PCT.	HOME	AWAY	NEUTRAL	VS. USA T25
Alabama	3-0	.000	---	24-0	1.000	12-0	7-0	5-0	2-0
Tennessee	3-0	1.000	---	25-0	1.000	9-0	2-0	14-0	9-0
Florida	3-0	1.000	---	26-1	.963	15-0	3-0	8-1	0-1
Texas	3-0	1.000	---	22-1	.957	10-0	6-0	6-1	9-1
Arkansas	2-1	.667	1.0	22-2	.917	13-1	3-0	6-1	3-1
Auburn	2-1	.667	1.0	19-7	.731	11-3	0-1	8-3	2-4
Kentucky	1-2	.333	2.0	19-6	.760	6-0	5-4	8-2	1-2
Georgia	1-2	.333	2.0	20-7	.741	14-4	1-2	5-1	3-6
Mississippi State	**0-0**	**.000**	**1.5**	**26-2**	**.929**	**12-1**	**6-1**	**8-0**	**1-1**
Oklahoma	0-0	.000	1.5	24-2	.923	10-0	6-1	8-1	4-1
Texas A&M	0-0	.000	1.5	17-8	.680	10-2	0-1	7-5	1-6
LSU	0-3	.000	3.0	18-7	.720	15-0	2-3	1-4	1-6
Ole Miss	0-3	.000	3.0	19-8	.704	8-3	3-2	8-3	0-3
South Carolina	0-3	.000	3.0	15-10	.600	12-7	1-0	2-3	1-9
Missouri	0-3	.000	3.0	7-16	.304	2-2	0-6	5-8	3-5

AROUND THE LEAGUE (ALL TIMES CT)

#4/6 Alabama:	3/13 vs. #8/9 Arkansas, 6 p.m. (SECN+); 3/14 vs. #8/9 Arkansas, 2 p.m. (SECN+);3/15 vs. #8/9 Arkansas, 1:30 p.m. (SECN+)
#8/9 Arkansas:	3/13 at #4/6 Alabama, 6 p.m. (SECN+); 3/14 at #4/6 Alabama, 2 p.m. (SECN+);3/15 at #4/6 Alabama, 1:30 p.m. (SECN+)
Auburn:	3/13 at #6/4 Oklahoma, 6:30 p.m (SECN+); 3/14 at #6/4 Oklahoma, 2 p.m. (SECN+); 3/15 at #6/4 Oklahoma, 12 p.m. (SECN+)
#5/8 Florida:	3/13 at Kentucky, 5:30 p.m. (SECN+); 3/14 at Kentucky, 11 a.m. (SECN); 3/15 at Kentucky, 12 p.m. (SECN+)
#15/13 Georgia:	Off Weekend
Kentucky:	3/13 vs. #5/8 Florida, 5:30 p.m. (SECN+); 3/14 vs. #5/8 Florida, 11 a.m. (SECN); 3/15 vs. #5/8 Florida, 12 p.m. (SECN+)
#20/17 LSU:	3/14 vs. #16/16 Texas A&M, 6 p.m. (SECN+); 3/15 vs. #16/16 Texas A&M, 6 p.m. (SECN); 3/16 vs. #16/16 Texas A&M, 6 p.m. (SECN)
Missouri:	3/13 vs. Minnesota, 5 p.m. (SECN+); 3/14 vs. South Dakota, 2:30 p.m.; 3/14 vs. Iowa State, 5 p.m. (SECN+); 3/15 vs. South Dakota, 12 p.m. (SECN+)
#6/4 Oklahoma:	3/13 vs. Auburn, 6:30 p.m (SECN+); 3/14 vs. Auburn, 2 p.m. (SECN+); 3/15 vs. Auburn, 12 p.m. (SECN+)
Ole Miss:	3/13 at #3/3 Texas, 5:30 p.m. (SECN+); 3/14 at #3/3 Texas, 12 p.m. (SECN+); 3/15 at #3/3 Texas, 12 p.m. (SECN+)
#23/24 South Carolina:	3/13 vs. Boston College, 5 p.m. (SECN+); 3/14 vs. Boston College, 2 p.m. (SECN+); 3/15 vs. Boston College, 12 p.m. (SECN+)
#1/1 Tennessee:	3/13 at #12/14 Mississippi St., 6 p.m. (SECN+); 3/14 at #12/14 Mississippi St., 2 p.m. (SECN+); 3/15 at #12/14 Mississippi St., 12 p.m. (SECN+)
#3/3 Texas:	3/13 vs. Ole Miss, 5:30 p.m. (SECN+); 3/14 vs. Ole Miss, 12 p.m. (SECN+); 3/15 vs. Ole Miss, 12 p.m. (SECN+)
#16/16 Texas A&M:	3/14 at #20/17 LSU, 6 p.m. (SECN+); 3/15 at #20/17 LSU, 6 p.m. (SECN); 3/16 at #20/17 LSU, 6 p.m. (SECN)

TEAM STAT RANKINGS

CATEGORY	ALL GAMES		SEC GAMES	
Batting Avg.	.332	10th	--	--
Slugging Pct.	.576	10th	--	--
On-Base Pct.	.417	12th	--	--
Hits	232	6th	--	--
Runs Scored	185	8th	--	--
Doubles	49	4th	--	--
Triples	2	10th	--	--
Home Runs	39	6th	--	--
Total Bases	402	6th	--	--
At Bats	698	4th	--	--
Walks	100	12th	--	--
Stolen Bases	30	8th	--	--
Earned Run Avg.	1.21	3rd	--	--
Opp. Batting Avg.	.149	3rd	--	--
Innings Pitched	179.0	1st	--	--
Strikeouts	253	1st	--	--
Strikeouts Looking	56	1st	--	--
Walks Allowed	38	3rd	--	--
Hits Allowed	92	3rd	--	--
Runs Allowed	34	3rd	--	--
Fielding Pct.	.989	2nd	--	--

MSU AROUND THE NATION (THROUGH GAMES MARCH 11)

TEAM STAT RANKINGS (TOP 50)

	VALUE	RANK
Batting Average	.332	44
Doubles	49	21
Doubles / Game	1.75	49
Earned Run Average	1.21	3
Fielding Pct.	.989	2
Fielding Independent Pitching	1.13	1
Hits	232	25
Home Runs	39	17
Home Runs / Game	1.39	30
Runs	185	24
Runs Batted In	173	22
Runs Batted In / Game	6.18	48
Sacrifice Flies	18	3
Scoring Defense	1.21	3
Shutouts	8	7
Slugging Pct.	.576	24
Strikeouts (Pitching)	253	1
Strikeouts Looking (Pitching)	56	1
Strikeout-Walk Ratio	6.66	1
Strikeouts / 7 Inn.	9.89	2
Total Bases	402	15
Walks (Batting)	100	33
Walks (Pitching)	38	23
WHIP	0.73	2
Winning Pct.	.929	7

INDIVIDUAL STAT RANKINGS (TOP 50)

LEILA AMMON	VALUE	RANK
Earned Run Avg.	0.62	5
Fielding Independent Pitching	0.89	4
Hits Allowed / 7 inn.	3.09	6
Strikeouts / 7 inn.	8.18	44
Strikeout-to-Walk Ratio	13.25	3
WHIP	0.53	3
Walks / 7 inn.	0.62	2

ALYSSA FAIRCLOTH	VALUE	RANK
Fielding Independent Pitching	0.89	4
Hits Allowed / 7 inn.	3.79	18
Saves	4	2
Strikeouts	112	4
Strikeouts / 7 inn.	12.85	2
Strikeout-to-Walk Ratio	8.62	8
WHIP	0.75	13

PEJA GOOLD	VALUE	RANK
Complete Games	6	27
Earned Run Avg.	0.77	6
Fielding Independent Pitching	0.90	6
Hits Allowed / 7 inn.	3.28	9
Saves	2	15
Shutouts	4	4
Strikeouts	86	15
Strikeouts / 7 inn.	9.41	18
Strikeout-to-Walk Ratio	6.14	19
WHIP	0.69	6
Wins	10	10

DES RIVERA	VALUE	RANK
Sacrifice Flies	4	5

KIARRA SELLS	VALUE	RANK
Doubles	9	33
Home Runs	10	18
Runs	31	25
Slugging Pct.	.949	32
Total Bases	74	18

MSU IN THE FINAL POLLS

NFCA COACHES' POLL

	TEAM	RECORD	PREV
1.	Tennessee (30)	23-0	1
2.	Texas Tech (1)	25-1	2
3.	Texas	22-1	3
4.	Alabama	23-0	4
5.	Florida	25-1	5
6.	Oklahoma	24-2	6
7.	UCLA	21-3	8
8.	Arkansas	21-2	7
9.	Florida State	21-4	9
10.	Nebraska	18-5	10
11.	Virginia Tech	21-2	11
12.	**Mississippi State**	**24-2**	**12**
13.	Arizona	20-5	13
14.	Virginia	22-2	16
15.	Georgia	19-7	15
16.	Texas A&M	17-8	14
17.	Grand Canyon	27-0	20
18.	Oregon	18-7	18
19.	Stanford	14-6	21
20.	LSU	17-7	17
21.	Oklahoma State	17-7	19
22.	UCF	22-5	24
23.	South Carolina	15-9	23
24.	Clemson	16-8	25
25.	Arizona State	19-6	22

RECEIVING VOTES: North Carolina (34), Duke (26), North Florida (22), Utah (10), Florida Atlantic (6), Michigan (6), Penn State (6), Belmont (5), Auburn (4), Ole Miss (3), Southeastern Louisiana (3).

ESPN/USA SOFTBALL

	TEAM	RECORD	PREV
1.	Tennessee (24)	23-0	1
2.	Texas Tech	25-1	2
3.	Texas (1)	22-1	3
4.	Oklahoma	24-2	4
5.	Nebraska	18-5	5
6.	Alabama	23-0	6
7.	UCLA	21-3	7
8.	Florida	25-1	8
9.	Arkansas	21-1	9
10.	Florida State	21-4	10
11.	Virginia Tech	21-2	11
12.	Arizona	20-5	14
13.	Georgia	19-7	T12
14.	**Mississippi State**	**24-2**	**17**
15.	Oklahoma State	17-7	T12
16.	Texas A&M	17-8	15
17.	LSU	17-7	16
18.	Virginia	22-2	20
19.	Oregon	18-7	18
20.	Stanford	14-6	19
21.	Washington	19-6	22
22.	UCF	22-5	RV
23.	Grand Canyon	27-0	23
24.	South Carolina	15-9	24
25.	Duke	15-9	25

RECEIVING VOTES: Auburn (29), Clemson (25), Arizona State (12), Utah (9), Ole Miss (8), Michigan (7), Kentucky (6), Baylor (5), Belmont (5), Boston U (4), Louisville (3), Cal State-Fullerton (1), Indiana (1), Northwestern (1), Penn State (1).

D1SOFTBALL.COM

	TEAM	RECORD	PREV
1.	Tennessee	23-0	1
2.	Texas	22-1	2
3.	Texas Tech	25-1	3
4.	Oklahoma	24-2	4
5.	Alabama	23-0	5
6.	Arkansas	22-2	6
7.	Nebraska	18-5	7
8.	UCLA	21-3	8
9.	Florida	26-1	9
10.	Virginia Tech	21-2	11
11.	Florida State	21-4	10
12.	**Mississippi State**	**24-2**	**13**
13.	Arizona	20-5	14
14.	Georgia	19-7	15
15.	Oklahoma State	17-7	12
16.	Virginia	22-2	16
17.	UCF	22-5	25
18.	Texas A&M	17-8	18
19.	Stanford	14-6	20
20.	LSU	17-7	19
21.	Oregon	18-7	17
22.	Grand Canyon	27-0	22
23.	Washington	19-6	NR
24.	South Carolina	15-9	23
25.	Clemson	16-8	NR

SOFTBALL AMERICA

	TEAM	RECORD	PREV
1.	Tennessee	23-0	1
2.	Texas	22-1	2
3.	Texas Tech	25-1	3
4.	Alabama	23-0	4
5.	Arkansas	21-2	5
6.	Oklahoma	24-2	6
7.	UCLA	21-3	7
8.	Florida	25-1	8
9.	Nebraska	18-5	9
10.	Virginia Tech	21-2	11
11.	Florida State	21-4	10
12.	Virginia	22-2	15
13.	**Mississippi State**	**24-2**	**17**
14.	Georgia	19-7	12
15.	UCF	22-5	23
16.	Oklahoma State	17-7	13
17.	Arizona	20-5	18
18.	Oregon	18-7	14
19.	LSU	17-7	16
20.	Stanford	14-6	21
21.	Grand Canyon	27-0	20
22.	Texas A&M	17-8	19
23.	Washington	19-6	25
24.	Auburn	19-7	NR
25.	Utah	21-5	NR

MSU WEEK-BY-WEEK

	NFCA	USA	D1	SA	DSR	RPI	RECORD
Preseason	22	24	23	21	--	--	0-0
Week 1	19	21	17	18	22	--	4-0
Week 2	14	18	14	13	12	--	10-0
Week 3	12	19	14	16	15	--	14-1
Week 4	12	17	13	17	15	--	18-2
Week 5	12	14	12	13	11	9	24-2
Week 6							
Week 7							
Week 8							
Week 9							
Week 10							
Week 11							
Week 12							
Week 13							
Week 14							
Final							

VS. RANKED OPPONENTS

DATE	OPP.	NFCA RANK	RESULT
Feb. 28	Clemson	25	L, 0-3
Mar. 1	Clemson	25	W, 9-1 (6)
			RECORD: 1-1

ALL-TIME RECORD VS. RANKED OPPONENTS*

RANKING	RECORD	RANKING	RECORD
1	3-17	14	7-21
2	2-20	15	4-25
3	5-26	16	4-16
4	6-34	17	11-20
5	1-19	18	9-11
6	3-11	19	8-9
7	9-28	20	8-11
8	4-12	21	8-19
9	4-13	22	10-8
10	9-33	23	6-7
11	6-15	24	6-12
12	1-16	25	8-7
13	5-17	**TOTAL**	**147-427**

**The NFCA/USA Today Coaches' Poll is considered the poll of record by Mississippi State.*

MSU RANKING HISTORY

NFCA/USA Today

Highest: 12 (3x, last, Wk 5, 2026)
First Top 5: N/A
First Top 10: N/A
First Top 25: Week 3, 2000 (24)
Last Top 25: Week 5, 2026 (12)

USA Softball

Highest: 14 (Week 5, 2026)
First Top 5: N/A
First Top 10: N/A
First Top 25: Week 4, 2006 (24)
Last Top 25: Week 5, 2026 (14)

D1Softball.com

Highest: 12 (Week 5, 2026)
First Top 5: N/A
First Top 10: N/A
First Top 25: Preseason, 2021 (15)
Last Top 25: Week 5, 2026 (12)

Softball America

Highest: 11 (Week 9, 2024)
First Top 5: N/A
First Top 10: N/A
First Top 25: Week 4, 2020 (25)
Last Top 25: Week 5, 2026 (13)

RESULTS

2026 Mississippi State Softball
Game Results for Mississippi State (as of Mar 11, 2026)
(All games)

	Date	Opponent		Score	Inns	Overall	SEC	Pitcher of record	Attend	Time
1	Feb 05, 2026	at Baylor	w	10-0	5	1-0-0	0-0-0	P. Goold (W 1-0)	1224	1:45
1	Feb 06, 2026	vs Northwestern State	w	9-3	7	2-0-0	0-0-0	A. Faircloth (W 1-0)	240	2:21
1	Feb 06, 2026	vs Wichita State	w	5-2	(8)	3-0-0	0-0-0	P. Goold (W 2-0)	840	2:24
1	Feb 07, 2026	vs New Mexico	w	8-1	7	4-0-0	0-0-0	A. Faircloth (W 2-0)	274	2:10
	Feb 10, 2026	SOUTHERN MISS	w	5-0	7	5-0-0	0-0-0	L. Ammon (W 1-0)	485	1:37
2	Feb 13, 2026	MURRAY STATE	w	9-1	5	6-0-0	0-0-0	A. Faircloth (W 3-0)	615	1:40
2	Feb 13, 2026	RUTGERS	w	8-0	6	7-0-0	0-0-0	P. Goold (W 3-0)	615	1:44
2	Feb 14, 2026	RUTGERS	w	7-2	7	8-0-0	0-0-0	P. Goold (W 4-0)	729	2:05
2	Feb 14, 2026	NORTH TEXAS	w	3-1	7	9-0-0	0-0-0	L. Ammon (W 2-0)	729	1:37
2	Feb 15, 2026	NORTH TEXAS	w	10-2	5	10-0-0	0-0-0	P. Goold (W 5-0)	455	1:32
	Feb 18, 2026	MEMPHIS	w	8-4	7	11-0-0	0-0-0	L. Ammon (W 3-0)	586	2:06
3	Feb 20, 2026	BELMONT	L	0-1	7	11-1-0	0-0-0	P. Goold (L 5-1)	629	1:46
3	Feb 20, 2026	SAMFORD	w	6-2	7	12-1-0	0-0-0	A. Faircloth (W 4-0)	629	1:48
3	Feb 21, 2026	BELMONT	w	4-1	7	13-1-0	0-0-0	A. Faircloth (W 4-0)	720	1:50
3	Feb 21, 2026	DELAWARE STATE	w	19-1	5	14-1-0	0-0-0	A. Stevens (W 1-0)	720	1:38
	Feb 25, 2026	at Georgia Tech	w	8-3	7	15-1-0	0-0-0	A. Faircloth (W 6-0)	418	2:06
4	Feb 27, 2026	vs Wofford	w	9-1	6	16-1-0	0-0-0	L. Ammon (W 4-0)	356	1:50
4	Feb 28, 2026	vs Georgia Southern	w	8-0	5	17-1-0	0-0-0	P. Goold (W 6-1)	452	1:23
4	Feb 28, 2026	at #25 Clemson	L	0-3	7	17-2-0	0-0-0	A. Faircloth (L 6-1)	1923	1:34
4	Mar 1, 2026	at #25 Clemson	w	9-1	6	18-2-0	0-0-0	P. Goold (W 7-1)	1984	2:08
	Mar 04, 2026	at UAB	w	6-1	7	19-2-0	0-0-0	L. Ammon (W 5-0)	397	1:49
5	Mar 06, 2026	vs New Mexico	w	1-0	7	20-2-0	0-0-0	P. Goold (W 8-1)	480	1:33
5	Mar 06, 2026	at South Alabama	w	3-1	7	21-2-0	0-0-0	A. Faircloth (W 7-1)	480	1:52
5	Mar 07, 2026	vs New Mexico	w	4-0	7	22-2-0	0-0-0	L. Ammon (W 6-0)	530	1:44
5	Mar 07, 2026	vs Samford	w	9-1	5	23-2-0	0-0-0	P. Goold (W 9-1)	530	1:15
5	Mar 08, 2026	at South Alabama	w	4-2	7	24-2-0	0-0-0	P. Goold (W 10-1)	464	2:01
	Mar 10, 2026	SOUTHEAST MISSOURI-1	w	9-0	5	25-2-0	0-0-0	L. Ammon (W 7-0)	660	1:17
	Mar 10, 2026	SOUTHEAST MISSOURI-2	w	4-0	7	26-2-0	0-0-0	D. Everett (W 1-0)	660	1:50

1 = Getterman Classic (Waco, Texas)
2 = The Snowman: Alex Wilcox Memorial (Starkville, Miss.)
3 = Bulldog Invitational (Starkville, Miss.)
4 = Tiger Invitational (Clemson, S.C.)
5 = Jaguar Invitational (Mobile, Ala.)
* = Conference game
() extra inning game

WINNING PLAY LOG

DATE	GM	RECORD	OPPONENT	FINAL	BATTER	INNING	OUTS	SCORE AT TIME	PLAY	WINNING RUN
Feb. 5	1	1-0	at Baylor	W, 10-0 (5)	Barbary	1	0	0-0	Two-run home run to CF	Stiles
Feb. 6	2	2-0	vs. Northwestern State	W, 9-3	Troutman	2	0	3-0	Solo home run to right-center	Troutman
Feb. 6	3	3-0	vs. Wichita State	W, 5-2 (8)	Barbary	8	1	2-1	Three-run home run to LF	Romero
Feb. 7	4	4-0	vs. New Mexico	W, 8-1	Carder	1	1	1-0	Sacrifice fly to LF	Barbary
Feb. 10	5	5-0	SOUTHERN MISS	W, 5-0	Barbary	3	1	0-0	Sacrifice fly to CF	Schaeffer
Feb. 13	6	6-0	MURRAY STATE	W, 9-1 (5)	Carder	1	0	1-0	RBI walk	Barbary
Feb. 13	7	7-0	RUTGERS	W, 8-0 (6)	Carder	1	1	0-0	RBI single to LF	Stiles
Feb. 14	8	8-0	RUTGERS	W, 7-2	Richardson	6	1	2-2	Pinch-hit two-run home run to LF	Rivera
Feb. 14	9	9-0	NORTH TEXAS	W, 3-1	Stiles	4	1	1-1	RBI ground out to second base	Keller
Feb. 15	10	10-0	NORTH TEXAS	W, 10-2 (5)	Barbary	2	1	2-0	Walk, Keller scores on wild pitch	Keller
Feb. 18	11	11-0	MEMPHIS	W, 8-4	Bernardini	3	1	3-1	Grand slam to LF	Richardson
Feb. 20	12	11-1	BELMONT	L, 0-1	--	--	--	--	--	--
Feb. 20	13	12-1	SAMFORD	W, 6-2	Keller	1	2	2-1	RBI double down LF line	Ki. Sells
Feb. 21	14	13-1	BELMONT	W, 4-1	Carder	1	1	1-0	RBI single through the right side	Ki. Sells
Feb. 21	15	14-1	DELAWARE STATE	W, 19-1 (5)	Carder	1	0	1-0	Line out to 1B, runner scores on error	Barbary
Feb. 25	16	15-1	at Georgia Tech	W, 8-3	Carder	5	1	3-1	Sacrifice fly to CF	Ki. Sells
Feb. 27	17	16-1	vs. Wofford	W, 9-1 (6)	Silva	2	2	1-0	RBI single up the middle	Bernardini
Feb. 28	18	17-1	vs. Georgia Southern	W, 8-0 (5)	Ki. Sells	3	1	0-0	Three-run home run to LC	Stiles
Feb. 28	19	17-2	at Clemson	L, 0-3	--	--	--	--	--	--
Mar. 1	20	18-2	at Clemson	W, 9-1 (6)	Ki. Sells	3	1	1-0	Solo home run to LF	Ki. Sells
Mar. 4	21	19-2	at UAB	W, 6-1	Barbary	5	2	1-1	Three-run home run to RF	Silva
Mar. 6	22	20-2	vs. New Mexico	W, 1-0	Richardson	3	2	0-0	RBI doubled to LC	Ki. Sells
Mar. 6	23	21-2	at South Alabama	W, 3-1	Rivera	1	1	1-0	Sacrifice fly to LF (foul); 7-5-4 double play	Barbary
Mar. 7	24	22-2	vs. New Mexico	W, 4-0	Bernardini	1	2	0-0	Two-run double to RC	Barbary
Mar. 7	25	23-2	vs. Samford	W, 9-1 (5)	Silva	2	1	1-0	Runner scores on wild pitch	Rivera
Mar. 8	26	24-2	at South Alabama	W, 4-2	Ki. Sells	5	0	2-2	Two-run homer to LC	Barbary
Mar. 10	27	25-2	SOUTHEAST MISSOURI	W, 9-0 (5)	Bernardini	1	1	0-0	Reach on shortstop's error; two runs score	Stiles
Mar. 10	28	26-2	SOUTHEAST MISSOURI	W, 4-0	Schaeffer	2	1	0-0	Solo home run to LF	Schaeffer
Mar. 13	29		TENNESSEE*							
Mar. 14	30		TENNESSEE*							
Mar. 15	31		TENNESSEE*							
Mar. 18	32		UAB							
Mar. 20	33		at Georgia*							
Mar. 21	34		at Georgia*							
Mar. 22	35		at Georgia*							
Mar. 25	36		UT MARTIN							
Mar. 28	37		SOUTH CAROLINA*							
Mar. 29	38		SOUTH CAROLINA*							
Mar. 30	39		SOUTH CAROLINA*							
Apr. 3	40		at Florida*							
Apr. 4	41		at Florida*							
Apr. 5	42		at Florida*							
Apr. 10	43		ARKANSAS*							
Apr. 11	44		ARKANSAS*							
Apr. 12	45		ARKANSAS*							
Apr. 17	46		at Texas A&M*							
Apr. 18	47		at Texas A&M*							
Apr. 19	48		at Texas A&M*							
Apr. 24	49		LSU*							
Apr. 25	50		LSU*							
Apr. 26	51		LSU*							
Apr. 30	52		at Ole Miss*							
May 1	53		at Ole Miss*							
May 2	54		at Ole Miss*							

GAME-WINNING RBI: Carder (6), Barbary (4), Ki. Sells (3), No RBI (4), Bernardini (2), Richardson (2), Keller (1), Rivera (1), Schaeffer (1), Silva (1), Stiles (1), Troutman (1)
GAME-WINNING RUN: Barbary (6), Ki. Sells (5), Stiles (4), Keller (2), Rivera (2), Schaeffer (2), Bernardini (1), Richardson (1), Romero (1), Silva (1), Troutman (1)

BOLD denotes walk-off winning play (run-rule games not included)

GAME-CHANGING PLAY LOG

*Data courtesy of 643 Charts

DATE	OPPONENT	SCORE	INNING	OUTS	BASES	WIN% PRIOR	WIN% AFTER	CHANGE	PLAY	FINAL
Feb. 5	at Baylor	0-0	1	0	1st	48.70	73.80	25.10	Barbary two-run home run to CF	W, 10-0 (5 inn.)
Feb. 6	vs. Northwestern State	0-0	1	2	2nd & 3rd	66.55	82.02	15.47	Carder reached on E4; two runs score	W, 9-3
Feb. 6	vs. Wichita State	1-1	8	1	3rd	55.19	79.50	24.31	Romero reached on RBI FC to pitcher	W, 5-2 (8 inn.)
Feb. 7	vs. New Mexico	0-0	1	0	Empty	45.43	64.69	19.26	Stiles solo home run to RF	W, 8-1
Feb. 10	SOUTHERN MISS	0-0	1	2	3rd	57.94	68.06	10.12	Ammon strikes batter out looking	W, 5-0
Feb. 13	MURRAY STATE	0-0	1	0	1st	74.08	81.49	7.41	Barbary walked	W, 9-1 (5 inn.)
Feb. 13	RUTGERS	0-0	1	1	1st & 2nd	71.93	82.84	10.91	Carder RBI double to LF	W, 8-0 (6 inn.)
Feb. 14	RUTGERS	2-2	6	1	1st	63.88	94.36	30.48	Richardson pinch-hit two-run home run to LF	W, 7-2
Feb. 14	NORTH TEXAS	0-1	3	0	Empty	49.71	67.38	17.67	Ki. Sells solo home run to LF	W, 3-1
Feb. 15	NORTH TEXAS	1-0	2	0	Empty	84.63	92.25	7.62	Richardson doubled to LC	W, 10-2 (5 inn.)
Feb. 18	MEMPHIS	0-1	3	1	1st & 3rd	65.64	91.23	25.59	Ki. Sells three-run home run to RC	W, 8-4
Feb. 20	BELMONT	0-0	2	2	1st & 2nd	59.20	63.98	7.78	Goold strikes batter out swinging	L, 0-1
Feb. 20	SAMFORD	0-1	1	0	2nd & 3rd	75.73	94.93	19.20	Ki. Sells two-run double down LF line	W, 6-2
Feb. 21	BELMONT	0-0	1	0	Empty	70.68	82.02	11.34	Stiles doubled to CF	W, 4-1
Feb. 21	DELAWARE STATE	0-0	1	0	Empty	78.19	89.45	11.26	Stiles doubled to RF	W, 19-1 (5 inn.)
Feb. 25	at Georgia Tech	4-2	6	1	1st & 3rd	66.35	92.60	26.25	Barbary starts 5-3-2 double play	W, 8-3
Feb. 27	vs. Wofford	0-0	2	0	1st	55.77	85.90	30.13	Bernardini RBI triple to RC	W, 9-1 (6)
Feb. 28	vs. Georgia Southern	0-0	3	1	1st & 2nd	74.53	97.51	22.98	Ki. Sells three-run home run to LC	W, 8-0 (5)
Feb. 28	at Clemson	0-2	4	0	Empty	22.88	34.31	11.43	Ki. Sells doubled to RF	L, 0-3
Mar. 1	at Clemson	1-0	3	1	Empty	65.20	87.93	12.73	Ki. Sells solo home run to LF	W, 9-1 (6)
Mar. 4	at UAB	1-1	5	2	2nd & 3rd	56.98	93.57	36.59	Barbary three-run home run to RF	W, 6-1
Mar. 6	vs. New Mexico	0-0	2	2	1st	78.71	94.61	15.90	Romero doubled to CF	W, 1-0
Mar. 6	at South Alabama	1-0	6	2	2nd	67.43	85.84	18.41	Faircloth strikes out batter looking	W, 3-1
Mar. 7	vs. New Mexico	0-0	1	1	2nd & 3rd	90.98	99.90	8.92	Bernardini two-run double to RC	W, 4-0
Mar. 7	vs. Samford	0-0	2	1	2nd & 3rd	74.57	90.48	15.91	Romero reached on E5; Bernardini scores	W, 9-1 (5)
Mar. 8	at South Alabama	2-2	5	0	1st	63.58	90.69	27.11	Ki. Sells two-run home run to LC	W, 4-2
Mar. 10	SOUTHEAST MISSOURI	0-0	1	1	1st & 3rd	92.65	99.90	7.25	Bernardini reached on E6: two runs score	W, 9-0 (5)
Mar. 10	SOUTHEAST MISSOURI	0-0	2	1	Empty	78.53	95.63	17.10	Schaeffer solo home run to LF	W, 4-0
Mar. 13	TENNESSEE*									
Mar. 14	TENNESSEE*									
Mar. 15	TENNESSEE*									
Mar. 18	UAB									
Mar. 20	at Georgia*									
Mar. 21	at Georgia*									
Mar. 22	at Georgia*									
Mar. 25	UT MARTIN									
Mar. 28	SOUTH CAROLINA*									
Mar. 29	SOUTH CAROLINA*									
Mar. 30	SOUTH CAROLINA*									
Apr. 3	at Florida*									
Apr. 4	at Florida*									
Apr. 5	at Florida*									
Apr. 10	ARKANSAS*									
Apr. 11	ARKANSAS*									
Apr. 12	ARKANSAS*									
Apr. 17	at Texas A&M*									
Apr. 18	at Texas A&M*									
Apr. 19	at Texas A&M*									
Apr. 24	LSU*									
Apr. 25	LSU*									
Apr. 26	LSU*									
Apr. 30	at Ole Miss*									
May 1	at Ole Miss*									
May 2	at Ole Miss*									

OFFENSIVE GAME-CHANGING PLAYS: Ki. Sells (7), Barbary (3), Bernardini (3), Romero (3), Stiles (3), Carder (2), Richardson (2), Schaeffer (1)
DEFENSIVE GAME-CHANGING PLAYS: Ammon (1), Barbary (1), Faircloth (1), Goold (1)

STATE'S LARGEST GAME CHANGING PLAYS OF THE SEASON

DATE	OPPONENT	SCORE	INNING	OUTS	BASES	WIN% PRIOR	WIN% AFTER	CHANGE	PLAY	FINAL
Mar. 4	at UAB	1-1	5	2	2nd & 3rd	56.98	93.57	36.59	Barbary three-run home run to RF	W, 6-1
Feb. 14	RUTGERS	2-2	6	1	1st	63.88	94.36	30.48	Richardson pinch-hit two-run home run to LF	W, 7-2
Feb. 27	vs. Wofford	0-0	2	0	1st	55.77	85.90	30.13	Bernardini RBI triple to RC	W, 9-1 (6)
Mar. 8	at South Alabama	2-2	5	0	1st	63.58	90.69	27.11	Ki. Sells two-run home run to LC	W, 4-2
Feb. 25	at Georgia Tech	4-2	6	1	1st & 3rd	66.35	92.60	26.25	Barbary starts 5-3-2 double play	W, 8-3
Feb. 18	MEMPHIS	0-1	3	1	1st & 3rd	65.64	91.23	25.59	Ki. Sells three-run home run to RC	W, 8-4
Feb. 5	at Baylor	0-0	1	0	1st	48.70	73.80	25.10	Barbary two-run home run to CF	W, 10-0 (5 inn.)
Feb. 6	vs. Wichita State	1-1	8	1	3rd	55.19	79.50	24.31	Romero reached on FC to pitcher; T. Silva scored	W, 5-2 (8 inn.)

GAME-BY-GAME STARTERS (BATTING ORDER)

DATE	NO.	RECORD	OPPONENT	1	2	3	4	5	6	7	8	9
Feb. 5	1	1-0	at Baylor	Stiles	Barbary	Ki. Sells	Ernstes	Carder	Bernardini	Rivera	Richardson	Romero
Feb. 6	2	1-0	vs. Northwestern State	Stiles	Barbary	Ki. Sells	Ernstes	Carder	Richardson	Bernardini	Troutman	Romero
Feb. 6	3	1-0	vs. Wichita State	Stiles	Barbary	Ki. Sells	Troutman	Richardson	Ernstes	Bernardini	Rivera	Romero
Feb. 7	4	1-0	vs. New Mexico	Stiles	Barbary	Ki. Sells	Troutman	Richardson	Carder	Ernstes	Bernardini	Schaeffer
Feb. 10	5	1-0	SOUTHERN MISS	Stiles	Barbary	Ki. Sells	Troutman	Bernardini	Ernstes	Rivera	Richardson	Schaeffer
Feb. 13	6	1-0	MURRAY STATE	Stiles	Barbary	Ki. Sells	Troutman	Carder	Richardson	Ernstes	Bernardini	Schaeffer
Feb. 13	7	1-0	RUTGERS	Stiles	Barbary	Ki. Sells	Carder	Ernstes	Rivera	Keller	Richardson	Schaeffer
Feb. 14	8	1-0	RUTGERS	Stiles	Barbary	Ki. Sells	Carder	Ernstes	Bernardini	Rivera	Keller	Schaeffer
Feb. 14	9	1-0	NORTH TEXAS	Stiles	Barbary	Ki. Sells	Carder	Bernardini	Troutman	Richardson	Keller	Schaeffer
Feb. 15	9	2-0	NORTH TEXAS	Stiles	Barbary	Ki. Sells	Carder	Bernardini	Troutman	Richardson	Keller	Schaeffer
Feb. 18	10	1-0	MEMPHIS	Stiles	Barbary	Ki. Sells	Carder	Richardson	Keller	Bernardini	Rivera	Schaeffer
Feb. 20	11	0-1	BELMONT	Stiles	Barbary	Ki. Sells	Carder	Richardson	Troutman	Bernardini	Keller	Schaeffer
Feb. 20	12	1-0	SAMFORD	Stiles	Barbary	Ki. Sells	Carder	Rivera	Keller	Bernardini	Richardson	Schaeffer
Feb. 21	13	1-0	BELMONT	Stiles	Barbary	Ki. Sells	Carder	Bernardini	Rivera	Keller	Richardson	Schaeffer
Feb. 21	14	1-0	DELAWARE STATE	Stiles	Barbary	Ki. Sells	Carder	Bernardini	Rivera	Ernstes	Keller	Schaeffer
Feb. 22	--	--	DELAWARE STATE	-- CANCELED --								
Feb. 25	15	1-0	at Georgia Tech	Stiles	Barbary	Ki. Sells	Carder	Rivera	Bernardini	Richardson	Keller	Schaeffer
Feb. 27	16	1-0	vs. Wofford	Stiles	Barbary	Ki. Sells	Carder	Rivera	Bernardini	Richardson	Schaeffer	Silva
Feb. 28	16	2-0	vs. Georgia Southern	Stiles	Barbary	Ki. Sells	Carder	Rivera	Bernardini	Richardson	Schaeffer	Silva
Feb. 28	15	1-1	at Clemson	Stiles	Barbary	Ki. Sells	Carder	Rivera	Bernardini	Richardson	Keller	Schaeffer
Mar. 1	17	1-0	at Clemson	Stiles	Barbary	Ki. Sells	Bernardini	Rivera	Richardson	Troutman	Ernstes	Romero
Mar. 4	18	1-0	at UAB	Stiles	Barbary	Ki. Sells	Bernardini	Rivera	Richardson	Carder	Romero	Silva
Mar. 6	19	1-0	vs. New Mexico	Stiles	Barbary	Ki. Sells	Bernardini	Carder	Richardson	Troutman	Romero	Silva
Mar. 6	20	1-0	at South Alabama	Stiles	Barbary	Ki. Sells	Bernardini	Rivera	Richardson	Troutman	Romero	Keller
Mar. 7	21	1-0	vs. New Mexico	Stiles	Barbary	Ki. Sells	Bernardini	Rivera	Keller	Carder	Romero	Richardson
Mar. 7	22	1-0	vs. Samford	Stiles	Barbary	Ki. Sells	Bernardini	Rivera	Stevens	Romero	Silva	Richardson
Mar. 8	22	2-0	at South Alabama	Stiles	Barbary	Ki. Sells	Bernardini	Rivera	Stevens	Romero	Silva	Richardson
Mar. 10	21	2-0	SOUTHEAST MISSOURI	Stiles	Barbary	Ki. Sells	Bernardini	Rivera	Keller	Carder	Romero	Richardson
Mar. 10	23	1-0	SOUTHEAST MISSOURI	Stiles	Barbary	Ki. Sells	Bernardini	Rivera	Stevens	Schaeffer	Silva	Ernstes
Mar. 13			TENNESSEE*									
Mar. 14			TENNESSEE*									
Mar. 15			TENNESSEE*									
Mar. 18			UAB									
Mar. 20			at Georgia*									
Mar. 21			at Georgia*									
Mar. 22			at Georgia*									
Mar. 25			UT MARTIN									
Mar. 28			SOUTH CAROLINA*									
Mar. 29			SOUTH CAROLINA*									
Mar. 30			SOUTH CAROLINA*									
Apr. 3			at Florida*									
Apr. 4			at Florida*									
Apr. 5			at Florida*									
Apr. 10			ARKANSAS*									
Apr. 11			ARKANSAS*									
Apr. 12			ARKANSAS*									
Apr. 17			at Texas A&M*									
Apr. 18			at Texas A&M*									
Apr. 19			at Texas A&M*									
Apr. 24			LSU*									
Apr. 25			LSU*									
Apr. 26			LSU*									
Apr. 30			at Ole Miss*									
May 1			at Ole Miss*									
May 2			at Ole Miss*									

LEADOFF: Stiles (28)
2ND: Barbary (28)
3RD: Ki. Sells (28)
CLEANUP: Carder (13), Bernardini (9), Troutman (4), Ernstes (2)
5TH: Rivera (13), Bernardini (5), Carder (4), Richardson (4), Ernstes (2)
6TH: Bernardini (6), Richardson (6), Keller (4), Rivera (3), Stevens (3), Troutman (3), Ernstes (2), Carder (1)
7TH: Richardson (6), Bernardini (5), Carder (3), Ernstes (3), Rivera (3), Troutman (3), Keller (2), Romero (2), Schaeffer (1)
8TH: Keller (7), Richardson (5), Romero (5), Silva (3), Bernardini (2), Rivera (2), Schaeffer (2), Ernstes (1), Troutman (1)
9TH: Schaeffer (14), Richardson (4), Romero (4), Silva (4), Ernstes (1), Keller (1)

GAME-BY-GAME STARTERS (DEFENSIVE POSITIONS)

DATE	NO.	RECORD	OPPONENT	C	1B	2B	3B	SS	LF	CF	RF	DP
Feb. 5	1	1-0	at Baylor	Rivera	Ernstes	Romero	Barbary	Stiles	Bernardini	Richardson	Ki. Sells	Carder
Feb. 6	2	1-0	vs. Northwestern State	Carder	Ernstes	Romero	Barbary	Stiles	Bernardini	Richardson	Ki. Sells	Troutman
Feb. 6	3	1-0	vs. Wichita State	Rivera	Ernstes	Romero	Barbary	Stiles	Bernardini	Richardson	Ki. Sells	Troutman
Feb. 7	4	1-0	vs. New Mexico	Carder	Ernstes	Schaeffer	Barbary	Stiles	Bernardini	Richardson	Ki. Sells	Troutman
Feb. 10	5	1-0	SOUTHERN MISS	Rivera	Ernstes	Schaeffer	Barbary	Stiles	Bernardini	Richardson	Ki. Sells	Troutman
Feb. 13	4	2-0	MURRAY STATE	Carder	Ernstes	Schaeffer	Barbary	Stiles	Bernardini	Richardson	Ki. Sells	Troutman
Feb. 13	6	1-0	RUTGERS	Rivera	Ernstes	Schaeffer	Barbary	Stiles	Richardson	Keller	Ki. Sells	Carder
Feb. 14	7	1-0	RUTGERS	Rivera	Ernstes	Schaeffer	Barbary	Stiles	Bernardini	Keller	Ki. Sells	Carder
Feb. 14	8	1-0	NORTH TEXAS	Carder	Richardson	Schaeffer	Barbary	Stiles	Bernardini	Keller	Ki. Sells	Troutman
Feb. 15	8	2-0	NORTH TEXAS	Carder	Richardson	Schaeffer	Barbary	Stiles	Bernardini	Keller	Ki. Sells	Troutman
Feb. 18	9	1-0	MEMPHIS	Rivera	Richardson	Schaeffer	Barbary	Stiles	Bernardini	Keller	Ki. Sells	Carder
Feb. 20	8	2-1	BELMONT	Carder	Richardson	Schaeffer	Barbary	Stiles	Bernardini	Keller	Ki. Sells	Troutman
Feb. 20	9	2-0	SAMFORD	Rivera	Richardson	Schaeffer	Barbary	Stiles	Bernardini	Keller	Ki. Sells	Carder
Feb. 21	9	3-0	BELMONT	Rivera	Richardson	Schaeffer	Barbary	Stiles	Bernardini	Keller	Ki. Sells	Carder
Feb. 21	10	1-0	DELAWARE STATE	Carder	Ernstes	Schaeffer	Barbary	Stiles	Bernardini	Keller	Ki. Sells	Rivera
Feb. 22	--	--	DELAWARE STATE	-- CANCELED --								
Feb. 25	9	4-0	at Georgia Tech	Rivera	Richardson	Schaeffer	Barbary	Stiles	Bernardini	Keller	Ki. Sells	Carder
Feb. 27	11	1-0	vs. Wofford	Rivera	Richardson	Schaeffer	Barbary	Stiles	Bernardini	Silva	Ki. Sells	Carder
Feb. 28	12	1-0	vs. Georgia Southern	Carder	Richardson	Schaeffer	Barbary	Stiles	Bernardini	Silva	Ki. Sells	Rivera
Feb. 28	9	4-1	at Clemson	Rivera	Richardson	Schaeffer	Barbary	Stiles	Bernardini	Keller	Ki. Sells	Carder
Mar. 1	3	2-0	at Clemson	Rivera	Ernstes	Romero	Barbary	Stiles	Bernardini	Richardson	Ki. Sells	Troutman
Mar. 4	13	1-0	at UAB	Rivera	Richardson	Romero	Barbary	Stiles	Bernardini	Silva	Ki. Sells	Carder
Mar. 6	14	1-0	vs. New Mexico	Carder	Richardson	Romero	Barbary	Stiles	Bernardini	Silva	Ki. Sells	Troutman
Mar. 6	15	1-0	at South Alabama	Rivera	Richardson	Romero	Barbary	Stiles	Bernardini	Keller	Ki. Sells	Troutman
Mar. 7	16	1-0	vs. New Mexico	Carder	Richardson	Romero	Barbary	Stiles	Bernardini	Keller	Ki. Sells	Rivera
Mar. 7	17	1-0	vs. Samford	Rivera	Richardson	Romero	Barbary	Stiles	Bernardini	Silva	Ki. Sells	Stevens
Mar. 8	17	2-0	at South Alabama	Rivera	Richardson	Romero	Barbary	Stiles	Bernardini	Silva	Ki. Sells	Stevens
Mar. 10	16	2-0	SOUTHEAST MISSOURI	Carder	Richardson	Romero	Barbary	Stiles	Bernardini	Keller	Ki. Sells	Rivera
Mar. 10	18	1-0	SOUTHEAST MISSOURI	Rivera	Ernstes	Schaeffer	Barbary	Stiles	Bernardini	Silva	Ki. Sells	Stevens
Mar. 13			TENNESSEE*									
Mar. 14			TENNESSEE*									
Mar. 15			TENNESSEE*									
Mar. 18			UAB									
Mar. 20			at Georgia*									
Mar. 21			at Georgia*									
Mar. 22			at Georgia*									
Mar. 25			UT MARTIN									
Mar. 28			SOUTH CAROLINA*									
Mar. 29			SOUTH CAROLINA*									
Mar. 30			SOUTH CAROLINA*									
Apr. 3			at Florida*									
Apr. 4			at Florida*									
Apr. 5			at Florida*									
Apr. 10			ARKANSAS*									
Apr. 11			ARKANSAS*									
Apr. 12			ARKANSAS*									
Apr. 17			at Texas A&M*									
Apr. 18			at Texas A&M*									
Apr. 19			at Texas A&M*									
Apr. 24			LSU*									
Apr. 25			LSU*									
Apr. 26			LSU*									
Apr. 30			at Ole Miss*									
May 1			at Ole Miss*									
May 2			at Ole Miss*									

P: Goold (10), Faircloth (9), Ammon (9)
C: Rivera (17), Carder (11)
1B: Richardson (17), Ernstes (11)
2B: Schaeffer (17), Romero (11)
3B: Barbary (28)
SS: Stiles (28)
LF: Bernardini (27), Richardson (1)
CF: Keller (14), Richardson (7), Silva (7)
RF: Ki. Sells (28)
DP: Troutman (11), Carder (10), Rivera (4), Stevens (3)

THE LAST TIME IT HAPPENED

MISSISSIPPI STATE

TEAM OFFENSE		
Had 10+ hits	10 vs. Samford	Mar. 7, 2026
Had 15+ hits	15 vs. Washington	May 17, 2025
Scored 5+ runs	9 vs. Southeast Missouri (G1)	Mar. 10, 2026
Scored 10+ runs	19 vs. Delaware State	Feb. 21, 2026
Scored 15+ runs	19 vs. Delaware State	Feb. 21, 2026
Hit 2+ home runs	2 at South Alabama	Mar. 8, 2026
Hit 3+ home runs	4 at Georgia Tech	Feb. 25, 2026
Stole 4+ bases	4 vs. Southeast Missouri (G1)	Mar. 10, 2026
Left 10 runners on base	10 vs. Ole Miss	May 2, 2025

INDIVIDUAL OFFENSE		
Had 3+ hits	Nadia Barbary (3)	vs. Southeast Missouri (G2), Mar. 10, 2026
Had 4+ hits	Nadia Barbary (4)	vs. Samford, Feb. 20, 2026
Hit for the cycle	Never	
Scored 3+ runs	Kiarra Sells (3)	vs. Samford, Feb. 20, 2026
Scored 4+ runs	Sierra Sacco (4)	at Northwestern, Mar. 21, 2025
Drove in 3+ RBIs	Kiarra Sells (3)	at South Alabama, Mar. 8, 2026
Drove in 4+ RBIs	Nadia Barbary (4)	vs. Samford, Mar. 7, 2026
Drove in 5+ RBIs	Jessie Blaine (5)	vs. Washington, May 17, 2025
Drove in 6+ RBIs	Madisyn Kennedy (7)	vs. ULM, Mar. 13, 2024
Hit 2+ doubles	Des Rivera (2)	at Clemson, Mar. 1, 2026
Hit a triple	Xiane Romero	at Clemson, Mar. 1, 2026
Hit 2+ triples	Kat Moore (2)	vs. Tennessee, Apr. 5, 2018
Hit 2+ home runs	Kiarra Sells (2)	at South Alabama, Mar. 8, 2026
Hit a walk-off, game-winning HR	Jessie Blaine	vs. Ole Miss, May 1, 2025
Hit a grand slam	Nadia Barbary	vs. Samford, Mar. 7, 2026
Led off 1st inn. with HR	Morgan Stiles	vs. New Mexico, Feb. 7, 2026
Stole 3+ bases	Seirra Sacco (3)	vs. Tennessee, Apr. 12, 2024
Stole home	Abby Grace Richardson (1st inn.)	vs. Southeast Missouri (G1), Mar. 10, 2026
Drew 3+ walks	Kiarra Sells (3)	vs. Southeast Missouri (G2), Mar. 10, 2026
Drew 4+ walks	Jessie Blaine (4)	at Kentucky (G2), Apr. 26, 2025

TEAM PITCHING		
Threw a no-hitter	vs. Southeast Missouri (G1)	Mar. 10, 2026
Threw a shutout	vs. Southeast Missouri (G2)	Mar. 10, 2026
Recorded 10+ strikeouts	11 vs. Samford	Mar. 7, 2026
Recorded 15+ strikeouts	15 at North Alabama (G1)	Apr. 3, 2021

INDIVIDUAL PITCHING		
Threw a no-hitter	Leila Ammon	vs. Southeast Missouri (G1), Mar. 10, 2026
Threw a shutout	Leila Ammon	vs. Southeast Missouri (G1), Mar. 10, 2026
Recorded 10+ strikeouts	Peja Goold (11)	vs. Samford, Mar. 7, 2026
Recorded 15+ strikeouts	Annie WIllis (19)	vs. Mississippi Valley State, Mar. 6, 2020
Gave up 10+ hits	Raelin Chaffin (14)	at Texas Tech, May 18, 2028
Walked 5+ batters	Raelin Chaffin (7)	vs. Auburn, Mar. 8, 2025
Struck out the side	Alyssa Faircloth	vs. Southeast Missouri (G2) (6th inn.), Mar. 10, 2026

TEAM DEFENSE		
Did not commit an error	vs. Southeast Missouri (G2)	Mar. 10, 2026
Committed 2+ errors	2 at Oklahoma (G1)	Apr. 20, 2025
Committed 4+ errors	4 at Auburn	May 6, 2023
Turned a double play	vs. Southeast Missouri (G2)	Mar. 10, 2026
Turned a triple play	vs. Auburn	May 4, 1997
Threw a runner out at the plate	vs. Southeast Missouri State (G2) (Top 3, 1-0)	Mar. 10, 2026

INDIVIDUAL DEFENSE		
Recorded 10+ putouts	Des Rivera (11)	vs. Southeast Missouri (G2), Mar. 10, 2026
Recorded 15+ putouts	Des Rivera (15)	vs. Belmont, Feb. 21, 2026
Recorded 5+ assists	Kylee Edwards (5)	vs. Northwestern State, Mar. 2, 2025
Committed 2+ errors	Morgan Stiles (2)	at Northwestern (G1), Mar. 22, 2025

MISCELLANEOUS		
Won in extra innings	5-2 (8 inn.) vs. Wichita State	Feb. 6, 2026
Won by 8-run rule	9-0 (5 inn.) vs. vs. Southeast Missouri (G1)	Mar. 10, 2026
Scored 8+ runs in an inning	8 (1st inn.) at Tennessee (G1)	Apr. 5, 2025
Had 7+ hits in an inning	9 (4th inn.) at Northwestern	Mar. 21, 2025
Hit back-to-back home runs	2nd inning vs. Northwestern State	Feb. 6, 2026
Drew 4+ walks in an inning	5 (4th inn.) vs. Alabama State	Feb. 28, 2024

OPPONENT

TEAM OFFENSE		
Had 10+ hits	14 at Texas Tech	May 18, 2025
Had 15+ hits	16 at Kentucky (G2)	Apr. 26, 2025
Scored 5+ runs	9 at Texas Tech	May 18, 2025
Scored 10+ runs	14 at Kentucky (G2)	Apr. 26, 2025
Scored 15+ runs	21 vs. Ole Miss	Apr. 19, 2019
Hit 2+ home runs	2 at Georgia Tech	Feb. 25, 2026
Hit 3+ home runs	3 vs. Memphis	Feb. 19, 2026
Stole 4+ bases	5 at Auburn	May 5, 2023
Left 10 runners on base	11 vs. Ole Miss	May 3, 2025

INDIVIDUAL OFFENSE		
Had 3+ hits	Alyssa Willer (3)	at Georgia Tech, Feb. 25, 2026
Had 4+ hits	Karissa Hamilton (4)	at Kentucky (G2), Apr. 26,2025
Hit for the cycle	Never	
Scored 3+ runs	Hailey Toney (3)	at Texas Tech, May 18, 2025
Scored 4+ runs	Koko Wooley (4)	vs. Texas A&M (G2), Mar. 16, 2024
Drove in 3+ RBIs	Lauren Allred (3)	at Texas Tech, May 18, 2025
Drove in 4+ RBIs	Alycia Flores (5)	vs. Washington, May 17, 2025
Drove in 5+ RBIs	Alycia Flores (5)	vs. Washington, May 17, 2025
Drove in 6+ RBIs	Karissa Hamilton (6)	at Kentucky (G2), Apr. 26, 2025
Hit 2+ doubles	Bailey Lindemuth (2)	at Texas Tech, May 18, 2025
Hit a triple	Hannah Miles	at UAB, Mar. 4, 2026
Hit 2+ triples	Rachel Anderson (2)	vs. SE Missouri, Mar. 8, 2020
Hit 2+ home runs	Hailey Toney (2)	at Texas Tech, May 18, 2025
Hit a walk-off, game-winning HR	Lexie Brady	at Ole Miss, Mar. 10, 2024
Hit a grand slam	Alycia Flores	vs. Washington, May 17, 2025
Led off 1st inn. with HR	Kasidi Pickering	at Oklahoma (G1), Apr. 20, 2025
Stole 3+ bases	Koko Wooley (3)	vs. Texas A&M (G2), Mar. 16, 2024
Stole home	Shelby Kunkel (1st inn.)	vs. Miami (Ohio), Feb. 23, 2025
Drew 3+ walks	Lair Beautae (3)	vs. Tennessee, May 12, 2022
Drew 4+ walks	Bailey Castro (4)	vs. Florida, Mar. 29, 2015

TEAM PITCHING		
Threw a no-hitter	at Georgia	Mar. 25, 2023
Threw a shutout	at Clemson	Feb. 28, 2026
Recorded 10+ strikeouts	13 vs. Belmont	Feb. 20, 2026
Recorded 15+ strikeouts	16 at Alabama	Mar. 3, 2021

INDIVIDUAL PITCHING		
Threw a no-hitter	Shelby Walters	at Georgia, Mar. 25, 2023
Threw a shutout	Sierra Maness	at Clemson, Feb. 28, 2026
Recorded 10+ strikeouts	Maya Johnson (13)	vs. Belmont, Feb. 20, 2026
Recorded 15+ strikeouts	Montana Fouts (16)	at Alabama, Mar. 3, 2021
Gave up 10+ hits	Brandy Phillips (11)	vs. Samford, Feb. 20, 2026
Walked 5+ batters	Miali Guachino (5)	vs. Ole Miss, May 2, 2025
Struck out the side	Ryley Harrison	at South Alabama (2nd inn.), Mar. 6, 2026

TEAM DEFENSE		
Did not commit an error	vs. Southeast Missouri (G2)	Mar. 10, 2026
Committed 2+ errors	2 at Georgia Tech	Feb. 25, 2026
Committed 4+ errors	4 vs. Memphis	Feb. 19, 2026
Turned a double play	vs. Southeast Missouri (G2)	Mar. 10, 2026
Turned a triple play	vs. Troy	Mar. 3, 2024
Threw a runner out at the plate	at South Alabama (Top 5, 4-2)	Mar. 8, 2026

INDIVIDUAL DEFENSE		
Recorded 10+ putouts	Julia Knowler (11)	at Clemson, Feb. 28, 2026
Recorded 15+ putouts	Jen Cummings (16)	vs. South Carolina, Mar. 17, 2023
Recorded 5+ assists	Sarah Breaux (5)	at Clemson, Feb. 28, 2026
Committed 2+ errors	Emma Simon (2)	at Georgia Tech, Feb. 25, 2026

MISCELLANEOUS		
Won in extra innings	3-7 (8 inn.) vs. Texas	Mar. 30, 2025
Won by 8-run rule	1-10 (6 inn.) at Texas Tech	May 18, 2025
Scored 8+ runs in an inning	9 (2nd inn.) vs. Oklahoma	Mar. 11, 2023
Had 7+ hits in an inning	9 (2nd inn.) vs. Oklahoma	Mar. 11, 2023
Hit back-to-back home runs	2nd inning at Tennessee (G2)	Apr. 5, 2025
Drew 4+ walks in an inning	5 (1st inn.) vs. Southern Illinois	Feb. 13, 2025

LATEST MSU COMEBACK VICTORIES

2+ run deficit	at South Alabama	Mar. 8, 2026	Trailed 0-2 in Top 3rd	Won, 4-2	Winning play: Kiarra Sells two-run home run (MSU leads 4-2 in Top 5th)
3+ run deficit	Auburn	Mar. 10, 2025	Trailed 0-4 in Bottom 4th	Won, 7-4	Winning play: Nadia Barbary grand slam (MSU leads 7-4 in Bottom 4th)
4+ run deficit	Auburn	Mar. 10, 2025	Trailed 0-4 in Bottom 4th	Won, 7-4	Winning play: Nadia Barbary grand slam (MSU leads 7-4 in Bottom 4th)
5+ run deficit	vs. Miami (Ohio)	Feb. 23, 2025	Trailed 1-6 in Bottom 2nd	Won 11-7	Winning play: Error by 2B, runner scores from second (MSU leads 8-6 in Bottom 2nd)
6+ run deficit	Florida	Mar. 28, 2024	Trailed 6-12 in Bottom 6th	Won 13-12	Winning play: Paige Cook 2-run home run to center (MSU leads 13-12 in Bottom 6th)

COACHING STAFF

SAMANTHA RICKETTS

THE RICKETTS FILE

Hometown	San Jose, Calif.
Education	University of Oklahoma, 2009
	University of Oklahoma, 2011
Twitter	@Coach_Ricketts
Birthday	December 29

COACHING CAREER

SEASON	SCHOOL	POSITION
2019-Pr.	Mississippi State	Head Coach
2018-19	Mississippi State	Associate Head Coach
2015-18	Mississippi State	Assistant Coach
2012-14	Wichita State	Assistant Coach
2009-11	Oklahoma	Graduate Assistant

RICKETTS' PLAYERS BY THE NUMBERS

16	#StateToTheShow Future Professionals at MSU
16	All-America Honors
43	All-Region Honors
28	All-Conference Honors
2	Conference Players of the Year
1	Conference Freshman of the Year
3	Conference All-Defensive Team Selections
1	Conference Tournament MVP
7	Conference Tournament Team Selections
9	National Players of the Week
30	Conference Players of the Week
1	CoSIDA/CSC Academic All-American
16	CoSIDA/CSC Academic All-District Selections
115	All-Conference Academic Honors

CAREER RECORD

SEASON	SCHOOL	W-L	PCT.
2020	Mississippi State	25-3	.893
2021	Mississippi State	35-25	.583
2022	Mississippi State	37-27	.578
2023	Mississippi State	28-25	.528
2024	Mississippi State	34-20	.630
2025	Mississippi State	39-19	.672
2026	Mississippi State	26-2	.929
TOTAL		**224-121**	**.649**

CONFERENCE RECORD

SEASON	SCHOOL	W-L	PCT.
2020	Mississippi State	0-0	--
2021	Mississippi State	8-15	.348
2022	Mississippi State	10-14	.417
2023	Mississippi State	7-16	.304
2024	Mississippi State	12-12	.500
2025	Mississippi State	13-11	.542
2026	Mississippi State	0-0	--
TOTAL		**50-68**	**.424**

MAROON AND WHITE

» Named the sixth head softball coach in program history on July 22, 2019.
» Has coached 16 Bulldogs who went on to professional careers, nine of whom were selected in a professional draft. Five of her proteges are currently playing professionally (Raelin Chaffin, Mia Davidson, Chloe Malau'ulu, Sierra Sacco and Aspen Wesley).
» Has coached multiple players to All-Region honors in each of the last seven seasons, including a school-record six players in the 2025 campaign.
» Broke the school record in 2025 with her 45th coaching victory against an NFCA-ranked opponent.
» The Bulldogs have finished SEC play better than predicted by the Preseason Coaches' Poll in four of five full seasons under her guidance.
» In 2025, MSU finished above .500 in conference play (13-11) for the first time since 2001 (19-11) and won five series for the first time since 2007. Along with 2024 (12-12), the Bulldogs posted their first back-to-back years with at least a .500 record since 1998-99. The prior year, she guided State to its highest SEC finish since the shift to a 24-game SEC schedule.
» Became the first first-year head coach to lead the nation in wins (25 in 2020) since at least 1989.
» Is the only coach in program history to have her team nationally ranked at some point during her first year and led MSU to its highest final ranking in program history (No. 20) at that time.
» Earned first career coaching victory in first career game on Feb. 7, 2020, against Missouri State (5-0) and became the fastest head coach in program history to reach 20 wins, doing so in 23 games. Started 9-1, marking the best 10-game start by a head coach in program history.
» Won 66 of her first 100 games, the best total of any Bulldog head coach and third among active SEC coaches in their first 100 contests.
» Led State to its first Super Regional appearance in 2022, upsetting No. 2 Florida State twice in Tallahassee to advance.
» Guided MSU to its highest final ranking on record (No. 19) in 2022.
» Has been a part of one Women's College World Series appearance, eight NCAA Regional berths and two NCAA Super Regional appearances during her coaching career.
» Served as an assistant coach from 2015-18 focusing on hitting and recruiting before being promoted to associate head coach.
» Since her arrival, MSU has hit at least one home run in 55.5 percent of its games (336 of 605) and gone 246-90 in those games through 2025.
» The top six single-season home run totals in program history have all come under her watch, and she has coached eight of the top 11 players in MSU history in career home runs along with seven of the top 10 individual season totals on record.
» In 2019, MSU was one of two teams in the nation (Arizona) to boast multiple hitters with 20 or more home runs.
» For the first time since 2008, State produced multiple NFCA All-Americans in 2019 (Fa Leilua and Mia Davidson).
» Davidson went on to break Rafael Palmeiro's mark for the most home runs in a career by a Bulldog baseball or softball player along with shattering the SEC softball career record.
» In 2017, Ricketts produced five starters that hit .300 or better to help lead the Bulldogs to an NCAA Regional and Caroline Seitz beacme the first Bulldog to earn First Team All-SEC honors since Chelsea Bramlett in 2010.
» During the 2016 season, she led Kayla Winkfield to an SEC-leading six triples, which ranked among the nation's top 10.
» In her first season of 2015, the Bulldogs set new single-season records for home runs (54), batting average (.312), slugging percentage (.495), RBI (294) and on-base percentage (.416).

MSU COACHING HIGHLIGHTS

NCAA Super Regional Appearances	1
NCAA Regional Appearances	8
NFCA All-South Region Selections	32
First Team All-SEC Selections	8
SEC All-Defensive Team Selections	3
Top 10 Finalist for Schutt Sports/NFCA Freshman of the Year	2018
SEC Freshman of the Year	2018
Top 10 Finalist for USA Softball Collegiate Player of the Year	2019
Top 25 Finalist for USA Softball Collegiate Player of the Year	2025
NFCA Catcher of the Year	2022

WICHITA STATE UNIVERSITY

» Served as assistant coach at Wichita State from 2012-14, working with the team's hitters and consistently improving their production.
» Her last spring at WSU saw the Shockers increase their overall win total by 15 from 2013 to 2014 and win the program's first regular-season conference title.
» Part of the 2014 MVC Coaching Staff of the Year, helping to improve the Shockers from the ninth place in 2012, to eighth place in 2013, to MVC champs in 2014.
» Produced five starters who each hit better than .300 in 2014 after the squad did not have a batter hit over .300 in 2013.
» The Shockers scored 138 more runs, smashed 26 more home runs, hit 11 more doubles and added seven more triples from the previous season.
» Overall, the 2014 team established program single-season records for batting average, slugging percentage, on-base percentage, runs scored, hits, doubles, home runs, runs batted in and total bases.
» Led Cacy Williams to an NFCA All-Midwest Region First Team selection in 2014 as well as MVC Player of the Year and Newcomer of the Year, becoming the first student-athlete in MVC history to receive both in the same year.
» Williams broke the Wichita State single-season records for batting average (.424), slugging percentage (.812), on-base percentage (.531), total bases (138), runs scored (57), home runs (16) and RBIs (47).

ADDITIONAL COACHING EXPERIENCE

» Served as assistant coach for the USSSA Florida Pride of the NPF as the team claimed the regular season championship, and the staff was recognized as Coaching Staff of the Year.
» Began coaching career as a graduate assistant at Oklahoma from 2010-11.
» The Sooners won the Big 12 Tournament and advanced to the Women's College World Series in 2011.

PLAYING CAREER

» Four-year letterwinner at Oklahoma (2006-09)
» Closed her career as the school record holder in career home runs (48) and runs batted in (239) while ranking third in extra-base hits (97), total bases (444), slugging percentage (.645) and on-base percentage (.461).
» Started 192 consecutive games and ended her career as the Big 12 career RBI leader.
» Four-time All-Big 12 selection and two-time NFCA All-American.
» Top 10 Finalist for the Lowe's Senior CLASS Award.
» Top 3 Finalist for USA Softball's Collegiate Player of the Year Award in 2007, first in Oklahoma history.
» Selected 12th overall by the Akron Racers in the 2009 NPF Draft.

ASSISTANT COACHES (CLICK NAMES TO VIEW BIOS)

TYLER BRATTON
ASSOCIATE HEAD COACH
12TH SEASON
OUTFIELD / BASERUNNING
IN GAME: THIRD BASE
MISSISSIPPI STATE, 2007, 2009

TARYNE MOWATT-MCKINNEY
ASSISTANT COACH
3RD SEASON
PITCHING
IN GAME: DUGOUT
ARIZONA, 2009

ZAC SHAW
ASSISTANT COACH
4TH SEASON
INFIELD
IN GAME: FIRST BASE
EMPORIA STATE, 2017; MISSOURI, 2019

ALYSSA LOZA
PLAYER DEVELOPMENT COORD.
5TH SEASON
ANALYTICS TECHNOLOGY
IN GAME: DUGOUT
MISSISSIPPI STATE, 2021, 2023

BULLDOG BITES: OFF THE FIELD PROFILES

LEILA AMMON **WALKUP SONG:** Layla (Derek and the Dominos)

Father is a 20-year veteran in the Marine Corps ... has lived in five different states ... broke her high school's strikeout record ... has same tatoo on her wrist as both parents ... loves to bake sourdough ... enjoys spending time on the beach at sunset ... majoring in communication and media studies

NADIA BARBARY **WALKUP SONG:** Lifestyle (Rich Gang, Young Thug and Rich Homie Quan)

Earliest commit in MSU's 2022 class ... Spades is her card game of choice ... superstitiously must step on third base at the end of every inning before returning to the dugout ... earned her pink glove after winning SEC All-Defensive Team honors at third base ... born at Lackland Air Force Base in Texas ... both parents served in the Air Force ... also competed in gymnastics as a child ... majoring in interdisciplinary studies.

MORGAN BERNARDINI **WALKUP SONG:** God I'm Just Grateful (Elevation Worship)

High school team never had more than 13 players ... wants to be a pre-k teacher ... has "Be Still" tatooed on her wrist to help her stay calm in games ... owns a black lab/Chesapeake Bay retriever mix ... graduated from a high school with 120 total students in a class of 21 ... majoring in human development and family science.

ANNA CARDER **WALKUP SONG:** Tusk (Fleetwood Mac)

Goes thrift shopping for the majority of her clothes ... handmakes home decor ... loves swimming ... team describes her backup career as a stand-up comdedian ... high school teammates with Morgan Stiles ... played against MSU in Starkville at The Snowman in 2025 while at Southern Illinois ... majoring in interdisciplinary studies.

SYDNEY CARROLL **WALKUP SONG:** TGIF (GloRilla)

Mother played softball at Troy alongside her identical twin, Adria Montgomery-Klein, from 1994-96, leading the Trojans to their first conference title and NCAA regional ... mother remains fifth in Trojan history with 13 career triples ... favorite food is pasta ... has a golden retriever named Rosie ... majoring in animal and dairy sciences.

PAIGE ERNSTES **WALKUP SONG:** Loud & Heavy (Cody Jinks)

Third player in program history from the state of Indiana ... grew up with fellow Bulldog Sara Phillips ... favorite food is chicken ... family has a retired police K-9 officer for a pet ... grandfather, Jan Ernstes, played football at the University of Indianapolis ... majoring in kinesiology.

DELAINEY EVERETT **WALKUP SONG:** Danger Zone (Kenny Loggins)

Wears No. 48 as a nod to her uncle, Josh Parry, who played football at San Jose State before playing three NFL seasons ... has two dogs, Goose and Maverick, named after Top Gun ... has three younger sisters ... loves boating and family time ... father passed away two weeks prior to the 2025 season, and now wears his California Highway Patrol badge number on her pitching towel and facemask ... majoring in kinesiology.

ALYSSA FAIRCLOTH **WALKUP SONG:** Circus (Britney Spears)

Aunt, Lauren Rosengrant Bickerstaff, played softball at Georgia Gwinnett College ... rescues kittens off the street and keeps them as pets ... favorite food is Conecuh sausage ... enjoys hunting ... foot is too large for women's sizes in shoes ... majoring in kinesiology.

PEJA GOOLD **WALKUP SONG:** Immigrant Song (Led Zeppelin)

Pitched for Colombia at the 2025 Pan American Championships ... played volleyball in high school ... father played volleyball in college ... named after Peja Stojakovic, who played for the Sacramento Kings in the NBA, and has met him twice ... enjoys bass fishing, reading and going to country music concerts ... majoring in marketing.

GRETTA GRASSEL **WALKUP SONG:** Could You Be Loved (Bob Marley)

Second-ever player in program history from the state of Wisconsin and first since 2012 ... only female athlete from her high school to play a Division I sport ... favorite food is anything with cheese in it ... used to be a pitcher during her high school career ... father played minor league hockey for the Madison Monsters and collegiately at Minnesota State-Mankato ... has never had a pet in her life ... majoring in marketing.

KINLEY KELLER **WALKUP SONG:** The Sweet Escape (Gwen Stefani)

Aunt, Kristin Pinter, played softball at Minot State ... cousin, Jaron Pinter, played baseball at Dickinson State ... likes to play pickleball ... favorite artist is Toby Keith ... majoring in kinesiology.

BRINKLEY MORETON **WALKUP SONG:** Lights Come On (Jason Aldean)

Second player in program history from the state of Arkansas ... father played baseball at Arkansas Tech ... family owns a cattle farm that she grew up working on ... good painter ... majoring in biological sciences with a pre-dental concentration.

SARA PHILLIPS **WALKUP SONG:** Fancy (Reba McEntire)

Family owns a farm with 30 head of cattle ... likes to deer hunt and cook ... father played baseball and basketball at Southern Union Community College ... mother was a professional horse trainer and barrel racer ... three of five siblings played college sports ... uncles played basketball at Jacksonville State and Alabama ... wants to be a body builder after college ... majoring in food science, nutrition and health promotion.

ABBY GRACE RICHARDSON **WALKUP SONG:** Man! I Feel Like a Woman (Shania Twain)

Hates bread ... is double-jointed ... has a dog named Chloe ... won a NJCAA National Championship ... was a CSC First Team Academic All-American while in junior college ... mother played softball at Copiah-Lincoln CC ... has a brother, Hunter, who also played baseball at Copiah-Lincoln CC and Jones College ... majoring in interdisciplinary studies.

DES RIVERA **WALKUP SONG:** EoO (Bad Bunny)

Played in the 2022 Women's College World Series while at Oregon State, collecting hits in both games ... has two sisters and a brother ... enjoys cooking and making lattes ... loves to watch Marvel movies ... wants to be an occupational therapist ... majoring in interdisciplinary studies.

XIANE ROMERO **WALKUP SONG:** Game Winner (BossMan Dlow)

Is the middle child of five ... does lashes for some of her teammates ... was involved in gymnastics and tumbling until she was 12 and can do an aerial ... enjoys watching sunsets and stargazing ... favorite food is steak and seafood ... wants to be an ultrasound technician when she graduates ... major is undeclared.

GABBY SCHAEFFER **WALKUP SONG:** Keep Their Heads Ringing (Dr. Dre)

Second player in program history from the state of New York ... loves late night walks and stargazing ... favorite food is penna alla vodka ... likes to bingewatch Netflix ... majoring in business economics.

KALANI SELLS **WALKUP SONG:** Do My Thing (Common Kings and Royal Blu)

Loves to go running ... was in the high school choir for three years ... is the middle child of five whose names all start with K ... along with older sister, Kiarra, is part of ninth pair of sisters in MSU history ... brother, Kaleb, plays football at New Mexico Highlands ... continued MSU's run of 11 straight seasons with a player with Samoan heritage and would be eligible for the American Samoa national team ... majoring in psychology.

KIARRA SELLS **WALKUP SONG:** Otonoke (Creepy Nuts)

Along with younger sister, Kalani, is part of ninth pair of sisters in MSU history ... one of five children whose names all start with K ... oldest sibling along with her twin brother ... brother, Kaleb, plays football at New Mexico Highlands ... wears hearing aids and hopes to break stigma around them for athletes ... favorite food is pizza rolls ... eligible for the American Samoa national team ... majoring in psychology.

TATUM SILVA **WALKUP SONG:** One More Chance / Stay With Me (Remix) (The Notorious B.I.G.)

Has a brother that's six and a half years older than her that she considers her best friend ... favorite food is sushi ... wanted to play middle infield but she was left handed ... loves to dance ... wants to become an ultrasound technician or a coach ... majoring in interdisciplinary studies.

CARSON SMITH **WALKUP SONG:** God I'm Just Grateful (Elevation Worship)

Her and her sister's names both start with C ... enjoys walking her dog, Beau ... favorite food is steak and potatoes ... volunteers coaching and on mission trips ... majoring in kinesiology.

ABIGAIL STEVENS **WALKUP SONG:** Bandit (Don Toliver)

Father played baseball at MSU under legendary coach Ron Polk and uncle played football at State ... was high school valedictorian ... grew up on a cattle farm ... also played basketball and once scored 39 points in a basketball game ... father nicknamed her "Gina" in tee ball when he would yell at her to pay attention but didn't want others to know who he was talking to ... majoring in microbiology with a pre-med concentration.

MORGAN STILES **WALKUP SONG:** Unstoppable God (Elevation Worship)

Loves to read and ride bikes ... played soccer until she got to high school and played volleyball for two years in high school ... has two dogs and a cat ... mother played softball and basketball at North Alabama ... cousin, Jacob McNairy, played baseball at Alabama and was drafted in 2022 by the Seattle Mariners ... majoring in biological sciences with a pre-dental concentration.

ALLY SUPAN **WALKUP SONG:** I Got 5 On It (Luniz)

Can juggle ... played flag football in high school and won the school's first state championship in any sport in 2023 ... also won the following year and climbed to a No. 1 national ranking ... plays pickleball almost every day ... knows sign language ... loves to cook ... wants to write a book one day ... great grandfather, George Socha, played minor league baseball in the Cleveland Guardians organization ... majoring in kinesiology.

TAYLOR TROUTMAN **WALKUP SONG:** Just That Good (Cross Point Music)

Second-ever player in program history from Kentucky ... wears No. 41 in honor of her father's badge number ... father played baseball and mother ran cross country at Oakland City University ... father coached her high school team ... sister, Jordan, played volleyball at Southern Indiana ... can juggle ... had never had coffee, tea or caffine before college ... loves to read ... majoring in elementary education.

1 GRETTA GRASSEL OF

SOPHOMORE | L/R | 5-7 // BOSCOBEL, WIS. (BOSCOBEL HS)

VIEW FULL BIO ON HAILSTATE.COM »

SEASON HIGHS

At-Bats	1	3x, last, at Clemson, 3/1/26
Hits	1	Delaware State, 2/21/26
Runs Scored	1	4x, last, at Clemson, 3/1/26
Runs Batted In	1	Delaware State, 2/21/26
Doubles		
Triples		
Home Runs		
Walks	1	2x, last, Delaware State, 2/21/26
Stolen Bases	1	2x, last, at South Alabama, 3/8/26
Putouts	1	vs New Mexico, 3/7/26
Assists		
Hitting Streak	1 gm	2/21/26, Delaware State

CAREER HIGHS

At-Bats	1	3x, last, at Clemson, 3/1/26
Hits	1	Delaware State, 2/21/26
Runs Scored	1	18x, last, at Clemson, 3/1/26
Runs Batted In	1	Delaware State, 2/21/26
Doubles		
Triples		
Home Runs		
Walks	1	3x, last, Delaware State, 2/21/26
Stolen Bases	1	5x, last, at South Alabama, 3/8/26
Putouts	1	2x, last, vs New Mexico, 3/7/26
Assists		
Hitting Streak	1 gm	2/21/26, Delaware State

NOTEWORTHY

- Has played in 17 games off the bench, primarily as a pinch runner.
- Recorded her first putout of the year on a diving catch **vs. New Mexico (3/7)**.
- Stole her first base of the season and scored **at No. 25 Clemson (3/1)**.
- Collected her first career hit with an RBI single against **Delaware State (2/21)**.
- Pinch hit, walked and scored against **North Texas (2/15)**.
- Remained in the game **vs. New Mexico (2/7)** to play left field.
- Played in 39 games, primarily as a pinch runner, last spring.
- Was State's second-most-used substitute in 2025.
- Scored the go-ahead run in the NCAA Tournament win **vs. Washington (5/16/25)**.
- Walked as a pinch hitter against **Alabama State (2/28/25)**.
- Two-time Gatorade state player of the year nominee.
- Holds Boscobel HS single-season records for hits (41), home runs (9), slugging percentage (1.185), singles (23), on-base percentage (.675) and RBIs (31).
- Named to the All-Tournament Team at the 2023 Alliance National Championships.

MULTI-HIT GAMES

	2	3	4	5+	TOTAL
2025	--	--	--	--	0
2026	--	--	--	--	0
TOTAL	**--**	**--**	**--**	**--**	**0**

MULTI-RBI GAMES

	2	3	4	5+	TOTAL
2025	--	--	--	--	0
2026	--	--	--	--	0
TOTAL	**--**	**--**	**--**	**--**	**0**

GRASSEL'S GAME-BY-GAME STATS

DATE	OPPONENT	POS	AB	R	H	RBI	2B	3B	HR	BB	SB	CS	HBP	SH	SF	GDP	K	PO	A	E	AVG
Feb. 5	at Baylor		DNP																		
Feb. 6	vs. Northwestern State	PR	0	0	0	0	0	0	0	0	0	0	0	0	0	0	0	0	0	0	--
Feb. 6	vs. Wichita State	PR	0	0	0	0	0	0	0	0	0	0	0	0	0	0	0	0	0	0	--
Feb. 7	vs. New Mexico	PR/LF	0	0	0	0	0	0	0	0	0	0	0	0	0	0	0	0	0	0	--
Feb. 10	SOUTHERN MISS		DNP																		
Feb. 13	MURRAY STATE		DNP																		
Feb. 13	RUTGERS		DNP																		
Feb. 14	RUTGERS	PR/LF	0	0	0	0	0	0	0	0	0	0	0	0	0	0	0	0	0	0	--
Feb. 14	NORTH TEXAS	PR/LF	0	0	0	0	0	0	0	0	0	0	0	0	0	0	0	0	0	0	--
Feb. 15	NORTH TEXAS	PH	0	1	0	0	0	0	0	1	0	0	0	0	0	0	0	0	0	0	--
Feb. 18	MEMPHIS	PR	0	1	0	0	0	0	0	0	0	0	0	0	0	0	0	0	0	0	--
Feb. 20	BELMONT		DNP																		
Feb. 20	SAMFORD	LF	1	0	0	0	0	0	0	0	0	0	0	0	0	0	0	0	0	0	.000
Feb. 21	BELMONT	PR/LF	0	0	0	0	0	0	0	0	0	0	0	0	0	0	0	0	0	0	.000
Feb. 21	DELAWARE STATE	LF	1	1	1	1	0	0	0	1	0	0	0	0	0	0	0	0	0	0	.500
Feb. 22	DELAWARE STATE											CANCELED									
Feb. 25	at Georgia Tech	CF	0	0	0	0	0	0	0	0	0	0	0	0	0	0	0	0	0	0	.500
Feb. 27	vs. Wofford		DNP																		
Feb. 28	vs. Georgia Southern		DNP																		
Feb. 28	at #25 Clemson		DNP																		
Mar. 1	at #25 Clemson	PR/DP	1	1	0	0	0	0	0	0	1	0	0	0	0	0	1	0	0	0	.333
Mar. 4	at UAB	LF	0	0	0	0	0	0	0	0	0	0	0	0	0	0	0	0	0	0	.333
Mar. 6	vs. New Mexico	PR	0	0	0	0	0	0	0	0	0	0	0	0	0	0	0	0	0	0	.333
Mar. 6	at South Alabama		DNP																		.333
Mar. 7	vs. New Mexico	LF	0	0	0	0	0	0	0	0	0	0	0	0	0	0	0	1	0	0	.333
Mar. 7	vs. Samford		DNP																		.333
Mar. 8	at South Alabama	PR/LF	0	0	0	0	0	0	0	0	1	0	0	0	0	0	0	0	0	0	.333
Mar. 10	SOUTHEAST MISSOURI		DNP																		.333
Mar. 10	SOUTHEAST MISSOURI	RF	0	0	0	0	0	0	0	0	0	0	0	0	0	0	0	0	0	0	.333
Mar. 13	#1 TENNESSEE*																				
Mar. 14	#1 TENNESSEE*																				
Mar. 15	#1 TENNESSEE*																				
Mar. 18	UAB																				
Mar. 20	at #15 Georgia*																				
Mar. 21	at #15 Georgia*																				
Mar. 22	at #15 Georgia*																				
Mar. 25	UT MARTIN																				
Mar. 28	#23 SOUTH CAROLINA*																				
Mar. 29	#23 SOUTH CAROLINA*																				
Mar. 30	#23 SOUTH CAROLINA*																				
Apr. 3	at #5 Florida*																				
Apr. 4	at #5 Florida*																				
Apr. 5	at #5 Florida*																				
Apr. 10	#8 ARKANSAS*																				
Apr. 11	#8 ARKANSAS*																				
Apr. 12	#8 ARKANSAS*																				
Apr. 17	at #16 Texas A&M*																				
Apr. 18	at #16 Texas A&M*																				
Apr. 19	at #16 Texas A&M*																				
Apr. 24	#20 LSU*																				
Apr. 25	#20 LSU*																				
Apr. 26	#20 LSU*																				
Apr. 30	at Ole Miss*																				
May 1	at Ole Miss*																				
May 2	at Ole Miss*																				

	AVG	GP-GS	AB	R	H	2B	3B	HR	RBI	TB	SLG	BB	HBP	SO	GDP	OBP	SF	SH	SB-ATT	PO	A	E	FLD
2025	.000	39-0	1	14	0	0	0	0	0	0	.000	1	0	0	0	.500	0	0	3-3	1	0	0	1.000
2026	.333	17-0	3	4	1	0	0	0	1	1	.333	2	0	1	0	.600	0	0	2-2	1	0	0	1.000
TOTAL	**.250**	**56-0**	**4**	**18**	**1**	**0**	**0**	**0**	**1**	**1**	**.250**	**3**	**0**	**1**	**0**	**.571**	**0**	**0**	**5-5**	**2**	**0**	**0**	**1.000**

2 ABBY GRACE RICHARDSON UTL

SENIOR | R/R | 5-9 // BROOKHAVEN, MISS. (BROOKHAVEN ACADEMY / COPIAH-LINCOLN [MISS.] CC)

VIEW FULL BIO ON HAILSTATE.COM »

SEASON HIGHS

At-Bats	3	11x, last, vs. Samford, 3/7/26
Hits	2	3x, last, vs. Georgia Southern, 2/28/26
Runs Scored	2	4x, last, North Texas, 2/15/26
Runs Batted In	3	2x, last, vs. Georgia Southern, 2/28/26
Doubles	2	North Texas, 2/15/26
Triples		
Home Runs	1	5x, last, vs. Georgia Southern, 2/28/26
Walks	2	Memphis, 2/14/26
Stolen Bases	1	4x, last, Southeast Missouri, 3/10/26
Putouts	10	North Texas, 2/14/26
Assists	1	2x, last, Delaware State, 2/21/26
Hitting Streak	2 gm	3x, last, 3/7/26, vs. New Mexico to 3/7/26, vs. Samford

CAREER HIGHS

At-Bats	3	11x, last, vs. Samford, 3/7/26
Hits	2	3x, last, vs. Georgia Southern, 2/28/26
Runs Scored	2	4x, last, North Texas, 2/15/26
Runs Batted In	3	2x, last, vs. Georgia Southern, 2/28/26
Doubles	2	North Texas, 2/15/26
Triples	1	Alabama State, 2/28/25
Home Runs	1	5x, last, vs. Georgia Southern, 2/28/26
Walks	2	Memphis, 2/14/26
Stolen Bases	1	4x, last, Southeast Missouri, 3/10/26
Putouts	10	North Texas, 2/14/26
Assists	1	2x, last, Delaware State, 2/21/26
Hitting Streak	2 gm	3x, last, 3/7/26, vs. New Mexico to 3/7/26, vs. Samford

NOTEWORTHY

- Has played in 27 of 28 games, making 25 starts in the outfield and at first base.
- Originally recruited as a catcher.
- Batting .250 (15-for-60) on the year.
- Third on the team in slugging (.600), home runs (5) and multi-RBI games (5).
- Second in doubles (6).
- Walked to bring home a run and stole home against **SE Missouri (3/10)**.
- Hit an RBI double **vs. New Mexico (3/6)**.
- Launched a two-run homer and collected an RBI double **vs. Georgia Southern (2/28)**.
- Hit an inside-the-park home run **vs. Wofford (2/27)**.
- Hit a three-run homer against **Delaware State (2/21)**.
- Went 2-for-3 with a pair of doubles against **North Texas (2/15)**.
- Delivered a pinch-hit two-run homer against **Rutgers (2/14)**.
- Played two outfield positions and second base **vs. Wichita State (2/6)**.
- Doubled home a run **vs. Northwestern State (2/6)** and collected her first career outfield assist.
- Made her first Division I start **at Baylor (2/5)** and homered in her first at-bat of the year.
- Finished the day against the Bears 2-for-2 with two RBIs and a walk.
- Two-time NJCAA All-American while at Copiah-Lincoln [Miss.] CC.
- Won an NJCAA National Championship in 2023 and was named NJCAA Tournament MVP after hitting a grand slam in the championship-clinching game.

MULTI-HIT GAMES

	2	3	4	5+	TOTAL
2025	--	--	--	--	0
2026	3	--	--	--	3
TOTAL	**3**	**--**	**--**	**--**	**3**

MULTI-RBI GAMES

	2	3	4	5+	TOTAL
2025	--	--	--	--	0
2026	3	2	--	--	5
TOTAL	**3**	**2**	**--**	**--**	**5**

RICHARDSON'S GAME-BY-GAME STATS

DATE	OPPONENT	POS	AB	R	H	RBI	2B	3B	HR	BB	SB	CS	HBP	SH	SF	GDP	K	PO	A	E	AVG
Feb. 5	at Baylor	*CF/RF	2	2	2	2	0	0	1	1	0	0	0	0	0	0	0	0	0	0	1.000
Feb. 6	vs. Northwestern State	*CF/RF	3	1	1	1	1	0	0	1	1	0	0	0	0	0	2	0	1	0	.600
Feb. 6	vs. Wichita State	*CF/RF	2	0	0	0	0	0	0	1	0	0	0	0	0	0	1	0	0	0	.429
Feb. 7	vs. New Mexico	*CF	2	1	0	0	0	0	0	1	0	0	0	0	0	0	2	0	0	0	.333
Feb. 10	SOUTHERN MISS	*CF/RF	2	0	0	0	0	0	0	0	0	0	0	0	0	0	1	2	0	0	.273
Feb. 13	MURRAY STATE	*CF/RF	3	2	1	1	1	0	0	0	1	0	0	0	0	0	0	0	0	0	.286
Feb. 13	RUTGERS	*LF/RF	1	2	0	0	0	0	0	1	0	0	0	0	0	0	0	0	0	0	.267
Feb. 14	RUTGERS	PH	1	1	1	2	0	0	1	0	0	0	0	0	0	0	0	0	0	0	.313
Feb. 14	NORTH TEXAS	*1B/RF	2	0	0	0	0	0	0	1	0	0	0	0	0	0	0	10	0	0	.278
Feb. 15	NORTH TEXAS	*1B/LF	3	2	2	1	2	0	0	0	0	0	0	0	0	0	0	5	0	0	.333
Feb. 18	MEMPHIS	*1B/LF	1	1	0	0	0	0	0	2	0	0	0	0	0	0	0	4	0	1	.318
Feb. 20	BELMONT	*1B	2	0	0	0	0	0	0	0	0	0	0	0	0	0	2	7	0	0	.292
Feb. 20	SAMFORD	*1B	2	0	0	0	0	0	0	0	0	0	0	0	0	0	0	2	0	0	.269
Feb. 21	BELMONT	*1B	2	0	0	0	0	0	0	0	0	0	0	0	0	0	0	1	0	0	.250
Feb. 21	DELAWARE STATE	PH/1B	1	1	1	3	0	0	1	0	0	0	0	0	1	0	0	4	1	0	.276
Feb. 22	DELAWARE STATE											CANCELED									
Feb. 25	at Georgia Tech	*1B/RF	3	0	0	0	0	0	0	1	0	0	0	0	0	0	0	3	0	1	.250
Feb. 27	vs. Wofford	*1B	3	1	1	1	0	0	1	0	0	0	0	0	0	0	1	3	0	0	.257
Feb. 28	vs. Georgia Southern	*1B	3	1	2	3	1	0	1	0	0	0	0	0	0	0	1	4	0	0	.289
Feb. 28	at #25 Clemson	*1B	3	0	0	0	0	0	0	0	0	0	0	0	0	0	1	5	0	0	.268
Mar. 1	at #25 Clemson	*CF/1B	3	0	1	2	0	0	0	0	1	0	0	0	1	0	0	3	0	0	.273
Mar. 4	at UAB	*1B	3	0	0	0	0	0	0	0	0	0	0	0	0	0	1	9	0	0	.255
Mar. 6	vs. New Mexico	*1B	3	0	1	1	1	0	0	0	0	0	0	0	0	0	1	8	0	0	.260
Mar. 6	at South Alabama	*1B	2	0	0	0	0	0	0	0	0	0	0	0	0	0	2	1	0	0	.250
Mar. 7	vs. New Mexico	*1B/DP	2	0	1	0	0	0	0	0	0	0	0	0	0	0	1	7	1	0	.259
Mar. 7	vs. Samford	*1B	3	1	1	1	0	0	0	0	0	0	0	0	0	0	1	5	0	0	.263
Mar. 8	at South Alabama	*1B	2	0	0	0	0	0	0	0	0	0	0	0	0	0	0	8	1	0	.254
Mar. 10	SOUTHEAST MISSOURI	*1B	1	1	0	1	0	0	0	1	1	0	0	0	0	0	0	4	0	0	.250
Mar. 10	SOUTHEAST MISSOURI		DNP																		
Mar. 13	#1 TENNESSEE*																				
Mar. 14	#1 TENNESSEE*																				
Mar. 15	#1 TENNESSEE*																				
Mar. 18	UAB																				
Mar. 20	at #15 Georgia*																				
Mar. 21	at #15 Georgia*																				
Mar. 22	at #15 Georgia*																				
Mar. 25	UT MARTIN																				
Mar. 28	#23 SOUTH CAROLINA*																				
Mar. 29	#23 SOUTH CAROLINA*																				
Mar. 30	#23 SOUTH CAROLINA*																				
Apr. 3	at #5 Florida*																				
Apr. 4	at #5 Florida*																				
Apr. 5	at #5 Florida*																				
Apr. 10	#8 ARKANSAS*																				
Apr. 11	#8 ARKANSAS*																				
Apr. 12	#8 ARKANSAS*																				
Apr. 17	at #16 Texas A&M*																				
Apr. 18	at #16 Texas A&M*																				
Apr. 19	at #16 Texas A&M*																				
Apr. 24	#20 LSU*																				
Apr. 25	#20 LSU*																				
Apr. 26	#20 LSU*																				
Apr. 30	at Ole Miss*																				
May 1	at Ole Miss*																				
May 2	at Ole Miss*																				

	AVG	GP-GS	AB	R	H	2B	3B	HR	RBI	TB	SLG	BB	HBP	SO	GDP	OBP	SF	SH	SB-ATT	PO	A	E	FLD
2025	.167	13-0	6	7	1	0	1	0	0	3	.500	2	0	3	0	.375	0	0	0-0	0	0	0	.000
2026	.250	27-25	60	17	15	6	0	5	19	36	.600	10	0	17	0	.347	2	0	4-4	95	4	2	.980
TOTAL	**.242**	**40-25**	**66**	**24**	**16**	**6**	**1**	**5**	**19**	**39**	**.591**	**12**	**0**	**20**	**0**	**.350**	**2**	**0**	**4-4**	**95**	**4**	**2**	**.980**

3 PEJA GOOLD P

SENIOR | R/R | 5-7 // STOCKTON, CALIF. (LINCOLN HS / CHATTANOOGA)

VIEW FULL BIO ON HAILSTATE.COM »

SEASON HIGHS

Innings	7.0	vs. New Mexico, 3/6/26
Longest Start	7.0	vs. New Mexico, 3/6/26
Shortest Start	3.0	Southeast Missouri, 3/10/26
Longest Relief	4.0	vs. Wichita State, 2/6/26
Strikeouts	11	vs. Samford, 3/7/26
Walks	3	at Baylor, 2/5/26
Hits	5	2x, last, at South Alabama, 3/8/26
Runs	2	2x, last, at South Alabama, 3/8/26
Earned Runs	2	2x, last, at South Alabama, 3/8/26
Pitch Count	87	vs. New Mexico, 3/6/26
Putouts	1	at South Alabama, 3/8/26
Assists	2	at South Alabama, 3/8/26

CAREER HIGHS

Innings	9.0	Akron, 2/26/23
Longest Start	9.0	Akron, 2/26/23
Shortest Start	0.1	ETSU, 4/15/23
Longest Relief	6.0	vs. Samford, 5/10/24
Strikeouts	14	2x, last, at Furman, 4/12/25
Walks	9	at UNC Greensboro, 5/10/24
Hits	10	at Stetson, 2/9/25
Runs	6	UNC Greensboro, 3/23/25
Earned Runs	5	4x, last, UNC Greensboro, 3/23/25
Pitch Count	148	vs. Mercer, 5/8/25
Putouts	1	8x, last, at South Alabama, 3/8/26
Assists	5	3x, last, Central Michigan, 3/18/25

NOTEWORTHY

- Has made a team-leading 16 appearances, including 10 starts, in the circle.
- Softball America's No. 8 pitcher in March.
- Second on the team with a 0.77 ERA, that ranks sixth nationally.
- Leads the team with 10 wins, which is 10th nationally, and four shutouts, which rank fourth.
- Ranks ninth nationally in hits per seven innings (3.28), sixth in WHIP (0.69) and sixth in fielding independent pitching (0.90).
- Has thrown four one-hitters this year.
- Struck out five or more 34 times since the start of 2025, going 30-2 in those games.
- Came one out away from a perfect game **vs. Samford (3/7)** while striking out a season-high 11 batters.
- Pitched a shutout **vs. New Mexico (3/6)**.
- Threw 4.1 innings, allowing only one run, **at No. 25 Clemson (3/1)**.
- Tossed her fourth complete game of the year **vs. Georgia Southern (2/28)**, allowing one hit with eight strikeouts.
- Recorded saves against **Belmont (2/21)** and **at Georgia Tech (2/25)**.
- Recorded her 500th career strikeout against **Memphis (2/18)**.
- Threw a one-hitter against **Rutgers (2/13)** while striking out eight
- Earned the extra-innings win **vs. Wichita State (2/6)** after throwing 4.0 innings with her only run allowed being the runner placed on second in the eighth.
- Came one out away from a no-hitter on Opening Day **at Baylor (2/5)**, striking out five in 5.0 innings.
- Two-time SoCon Pitcher of the Year (2024-25) and was a 2025 NFCA First Team All-Region selection.
- Threw 21 complete games last year while posting a 25-7 record.

STANDOUT GAMES

	2026	CAREER
5+ Strikeouts	9	51
10+ Strikeouts	1	5
2-run or less CG	6	28

STREAKS

	ACTIVE	CAREER
Wins	--	9
Scoreless Innings	5.1	24.0

GOOLD'S GAME-BY-GAME STATS

DATE	OPPONENT	GS	DEC	IP	H	R	ER	BB	SO	2B	3B	HR	WP	HBP	IBB	BF	PC	ERA	PO	A	E
Feb. 5	at Baylor	*	W	5.0	1	0	0	3	5	0	0	0	0	0	0	19	71	0.00	0	1	0
Feb. 6	vs. Northwestern State		--	1.0	0	0	0	0	1	0	0	0	0	0	0	3	8	0.00	0	0	0
Feb. 6	vs. Wichita State		W	4.0	2	1	0	1	4	0	0	0	0	1	0	16	59	0.00	0	0	0
Feb. 7	vs. New Mexico		DNP																		
Feb. 10	SOUTHERN MISS		DNP																		
Feb. 13	MURRAY STATE		DNP																		
Feb. 13	RUTGERS	*	W	6.0	1	0	0	0	8	0	0	0	0	0	0	19	71	0.00	0	1	0
Feb. 14	RUTGERS		W	3.2	1	0	0	1	8	0	0	0	0	0	0	12	58	0.00	0	0	0
Feb. 14	NORTH TEXAS		DNP																		
Feb. 15	NORTH TEXAS	*	W	5.0	2	2	2	1	7	0	0	1	0	0	0	18	61	0.57	0	0	0
Feb. 18	MEMPHIS		--	2.0	0	0	0	0	4	0	0	0	0	0	0	6	22	0.53	0	0	0
Feb. 20	BELMONT	*	L	6.0	4	1	0	2	8	0	0	0	0	0	0	25	80	0.43	0	1	1
Feb. 20	SAMFORD		DNP																		
Feb. 21	BELMONT		S	1.1	0	0	0	0	1	0	0	0	0	0	0	4	17	0.41	0	1	0
Feb. 21	DELAWARE STATE		DNP																		
Feb. 22	DELAWARE STATE											CANCELED									
Feb. 25	at Georgia Tech		S	1.2	2	1	1	2	2	0	0	0	1	0	0	8	35	0.59	0	0	0
Feb. 27	vs. Wofford		DNP																		
Feb. 28	vs. Georgia Southern	*	W	5.0	1	0	0	1	8	0	0	0	0	0	0	17	74	0.52	0	1	0
Feb. 28	at #25 Clemson		DNP																		
Mar. 1	at #25 Clemson	*	W	4.1	3	1	1	2	5	2	0	0	1	0	0	18	73	0.62	0	0	0
Mar. 4	at UAB		DNP																		
Mar. 6	vs. New Mexico	*	W	7.0	5	0	0	0	6	0	0	0	1	0	0	27	87	0.54	0	1	0
Mar. 6	at South Alabama		DNP																		
Mar. 7	vs. New Mexico		DNP																		
Mar. 7	vs. Samford	*	W	5.0	1	1	1	0	11	0	0	1	0	0	0	16	61	0.61	0	0	0
Mar. 8	at South Alabama	*	W	4.0	5	2	2	0	4	0	0	0	0	0	0	17	60	0.80	1	2	0
Mar. 10	SOUTHEAST MISSOURI		DNP																		
Mar. 10	SOUTHEAST MISSOURI	*	--	3.0	2	0	0	1	4	1	0	0	1	0	0	11	45	0.77	0	0	0
Mar. 13	#1 TENNESSEE*																				
Mar. 14	#1 TENNESSEE*																				
Mar. 15	#1 TENNESSEE*																				
Mar. 18	UAB																				
Mar. 20	at #15 Georgia*																				
Mar. 21	at #15 Georgia*																				
Mar. 22	at #15 Georgia*																				
Mar. 25	UT MARTIN																				
Mar. 28	#24 SOUTH CAROLINA*																				
Mar. 29	#24 SOUTH CAROLINA*																				
Mar. 30	#24 SOUTH CAROLINA*																				
Apr. 3	at #5 Florida*																				
Apr. 4	at #5 Florida*																				
Apr. 5	at #5 Florida*																				
Apr. 10	#8 ARKANSAS*																				
Apr. 11	#8 ARKANSAS*																				
Apr. 12	#8 ARKANSAS*																				
Apr. 17	at #16 Texas A&M*																				
Apr. 18	at #16 Texas A&M*																				
Apr. 19	at #16 Texas A&M*																				
Apr. 24	#20 LSU*																				
Apr. 25	#20 LSU*																				
Apr. 26	#20 LSU*																				
Apr. 30	at Ole Miss*																				
May 1	at Ole Miss*																				
May 2	at Ole Miss*																				

	ERA	W-L	APP	GS	CG	SHO	SV	IP	H	R	ER	BB	SO	2B	3B	HR	BF	B/AVG	WP	HP	PO	A	E	FLD
2023*	2.59	9-9	24	12	4	0	0	100.0	88	47	37	53	95	12	3	2	443	.238	16	6	2	25	0	1.000
2024*	3.00	12-5	33	17	6	2	3	121.1	97	58	52	71	126	10	4	9	538	.221	18	12	1	24	0	1.000
2025*	1.69	25-7	38	29	21	8	2	202.2	125	61	49	79	244	23	3	13	833	.173	12	14	4	24	3	.903
2026	0.77	10-1	16	10	6	4	2	64.0	30	9	7	14	86	3	0	2	236	.136	4	1	1	8	1	.900
TOTAL	**2.08**	**56-22**	**111**	**68**	**37**	**14**	**7**	**488.0**	**340**	**175**	**145**	**217**	**551**	**48**	**10**	**26**	**2050**	**.194**	**50**	**33**	**8**	**81**	**4**	**.957**

** at Chattanooga*

4 ALYSSA FAIRCLOTH P

JUNIOR | L/L | 6-0 // NORTHPORT, ALA. (TUSCALOOSA COUNTY HS / TROY)

VIEW FULL BIO ON HAILSTATE.COM »

SEASON HIGHS

Innings	7.0	3x, last, at South Alabama, 3/6/26
Longest Start	7.0	3x, last, at South Alabama, 3/6/26
Shortest Start	3.1	Rutgers, 2/14/26
Longest Relief	3.0	vs. New Mexico, 3/7/26
Strikeouts	14	2x, last, at Georgia Tech, 2/25/26
Walks	3	at Clemson, 2/28/26
Hits	5	2x, last, at Georgia Tech, 2/25/26
Runs	3	2x, last, at Clemson, 2/28/26
Earned Runs	3	2x, last, at Clemson, 2/28/26
Pitch Count	117	at South Alabama, 3/6/26
Putouts	1	Samford, 2/20/26
Assists	1	2x, last, at South Alabama, 3/6/26

CAREER HIGHS

Innings	9.0	Coastal Carolina, 3/14/25
Longest Start	9.0	Coastal Carolina, 3/14/25
Shortest Start	0.1	South Alabama, 5/1/25
Longest Relief	5.0	Auburn, 3/19/24
Strikeouts	14	2x, last, at Georgia Tech, 2/25/26
Walks	9	at Texas State, 4/18/25
Hits	9	at Texas State, 4/6/24
Runs	9	at UAB, 4/15/25
Earned Runs	6	at Mississippi State, 3/1/24
Pitch Count	138	2x, last, Louisiana, 4/4/25
Putouts	1	5x, last, Samford, 2/20/26
Assists	2	6x, last, at UAB, 4/15/25

NOTEWORTHY

- » Has made a team-leading 16 appearances, including nine starts, in the circle.
- » Leads the team with 112 strikeouts, which ranks fourth in the nation.
- » Also second nationally in strikeouts per seven innings (12.85) and saves (4).
- » Has struck out 30 batters looking.
- » Ranks fourth nationally in fielding independent pitching (0.89) and eighth in strikeout-to-walk ratio (8.62).
- » Struck out five of six hitters she faced to pick up a save against **SE Missouri (3/10)**.
- » Struck out six of the 10 hitters she faced in a 3.0 inning save **vs. New Mexico (3/7)**.
- » Threw a complete game **at South Alabama (3/6)**, striking out a career-high-tying 14 and allowing one run.
- » Struck out all three batters faced **vs. Wofford (2/27)**.
- » Struck out 11 **at Georgia Tech (2/25)**.
- » Retired 13 batters via strikeout against **Belmont (2/21)** while allowing just one run.
- » Threw a complete game against **Samford (2/20)**, striking out nine.
- » Tossed a complete game in the win over **Murray State (2/13)** while striking out nine.
- » Earned the save against **Southern Miss (2/10)**, striking out four in 2.0 innings.
- » Picked up a complete-game victory **vs. New Mexico (2/7)** while striking out a career-high 14 batters.
- » 14 strikeouts ranks fourth in MSU single-game history.
- » Earned the win in her MSU debut **vs. Northwestern State (2/6)**.
- » Earned Second Team All-Sun Belt honors last season.
- » Led the Sun Belt in batting average against (.198) and was 27th nationally in hits per seven innings (5.01).

STANDOUT GAMES

	2026	CAREER
5+ Strikeouts	10	27
10+ Strikeouts	4	5
2-run or less CG	4	13

STREAKS

	ACTIVE	CAREER
Wins	1	5
Scoreless Innings	13.0	13.1

FAIRCLOTH'S GAME-BY-GAME STATS

DATE	OPPONENT	GS	DEC	IP	H	R	ER	BB	SO	2B	3B	HR	WP	HBP	IBB	BF	PC	ERA	PO	A	E
Feb. 5	at Baylor		DNP																		
Feb. 6	vs. Northwestern State	*	W	4.0	3	3	3	2	7	0	0	0	1	1	0	17	61	5.25	0	0	0
Feb. 6	vs. Wichita State		DNP																		
Feb. 7	vs. New Mexico	*	W	7.0	3	1	1	0	14	0	0	0	2	0	0	24	96	2.55	0	0	0
Feb. 10	SOUTHERN MISS		S	2.0	0	0	0	1	4	0	0	0	0	0	0	7	31	2.15	0	0	0
Feb. 13	MURRAY STATE	*	W	5.0	2	1	1	0	9	0	0	0	0	1	0	18	67		0	0	0
Feb. 13	RUTGERS		DNP																		
Feb. 14	RUTGERS	*	--	3.1	4	2	2	2	4	0	0	1	0	0	0	16	67	2.30	0	0	0
Feb. 14	NORTH TEXAS		DNP																		
Feb. 15	NORTH TEXAS		DNP																		
Feb. 18	MEMPHIS		DNP																		
Feb. 20	BELMONT		--	1.0	0	0	0	0	2	0	0	0	0	0	0	3	14	2.19	0	0	0
Feb. 20	SAMFORD	*	W	7.0	4	2	2	1	9	0	0	1	0	1	0	26	91	2.15	1	1	0
Feb. 21	BELMONT	*	W	5.2	5	1	1	1	13	1	1	0	0	0	0	22	84	2.00	0	0	0
Feb. 21	DELAWARE STATE		DNP																		
Feb. 22	DELAWARE STATE											CANCELED									
Feb. 25	at Georgia Tech	*	W	5.1	5	2	2	0	11	1	0	2	0	0	0	21	81	2.08	0	0	0
Feb. 27	vs. Wofford		--	1.0	0	0	0	0	3	0	0	0	0	0	0	3	10	2.03	0	0	0
Feb. 28	vs. Georgia Southern		DNP																		
Feb. 28	at #25 Clemson	*	L	4.0	3	3	3	3	7	2	0	0	1	0	0	18	76	2.32	0	0	0
Mar. 1	at #25 Clemson		--	1.2	0	0	0	0	1	0	0	0	0	1	0	6	23	2.23	0	0	0
Mar. 4	at UAB		DNP																		
Mar. 6	vs. New Mexico		DNP																		
Mar. 6	at South Alabama	*	W	7.0	3	1	1	2	14	0	0	1	1	1	0	26	117	2.07	0	1	0
Mar. 7	vs. New Mexico		S	3.0	0	0	0	1	6	0	0	0	0	0	0	10	42	1.96	0	0	0
Mar. 7	vs. Samford		DNP																		
Mar. 8	at South Alabama		S	2.0	1	0	0	0	3	0	0	0	0	1	0	8	28	1.90	0	0	0
Mar. 10	SOUTHEAST MISSOURI		DNP																		
Mar. 10	SOUTHEAST MISSOURI		S	2.0	0	0	0	0	5	0	0	0	0	0	0	6	24	1.84	0	0	0
Mar. 13	#1 TENNESSEE*																				
Mar. 14	#1 TENNESSEE*																				
Mar. 15	#1 TENNESSEE*																				
Mar. 18	UAB																				
Mar. 20	at #15 Georgia*																				
Mar. 21	at #15 Georgia*																				
Mar. 22	at #15 Georgia*																				
Mar. 25	UT MARTIN																				
Mar. 28	#24 SOUTH CAROLINA*																				
Mar. 29	#24 SOUTH CAROLINA*																				
Mar. 30	#24 SOUTH CAROLINA*																				
Apr. 3	at #5 Florida*																				
Apr. 4	at #5 Florida*																				
Apr. 5	at #5 Florida*																				
Apr. 10	#8 ARKANSAS*																				
Apr. 11	#8 ARKANSAS*																				
Apr. 12	#8 ARKANSAS*																				
Apr. 17	at #16 Texas A&M*																				
Apr. 18	at #16 Texas A&M*																				
Apr. 19	at #16 Texas A&M*																				
Apr. 24	#20 LSU*																				
Apr. 25	#20 LSU*																				
Apr. 26	#20 LSU*																				
Apr. 30	at Ole Miss*																				
May 1	at Ole Miss*																				
May 2	at Ole Miss*																				

	ERA	W-L	APP	GS	CG	SHO	SV	IP	H	R	ER	BB	SO	2B	3B	HR	BF	B/AVG	WP	HP	PO	A	E	FLD
2024*	4.61	7-3	19	9	1	1	0	54.2	62	40	36	41	47	11	1	5	275	.286	5	8	0	6	0	1.000
2025*	2.87	15-8	34	29	9	4	1	153.2	110	84	63	90	150	18	1	6	690	.198	20	25	4	19	0	1.000
2026	1.84	7-1	16	9	4	0	4	61.0	33	16	16	13	112	4	1	5	231	.157	5	6	1	2	0	1.000
TOTAL	**2.99**	**29-12**	**69**	**47**	**14**	**5**	**5**	**269.1**	**205**	**140**	**115**	**144**	**309**	**33**	**3**	**16**	**1196**	**.209**	**30**	**39**	**5**	**27**	**0**	**1.000**

** at Troy*

5 ALLY SUPAN UTL

FRESHMAN | R/R | 5-4 // PHENIX CITY, ALA. (CENTRAL HS)

VIEW FULL BIO ON HAILSTATE.COM »

SEASON HIGHS

At-Bats	1	3x, last, Southeast Missouri, 3/10/26
Hits		
Runs Scored	1	11x, last, Southeast Missouri, 3/10/26
Runs Batted In		
Doubles		
Triples		
Home Runs		
Walks		
Stolen Bases	1	vs. New Mexico, 3/6/26
Putouts	1	vs. New Mexico, 2/7/26
Assists	1	Delaware State, 2/21/26
Hitting Streak		

CAREER HIGHS

At-Bats	1	3x, last, Southeast Missouri, 3/10/26
Hits		
Runs Scored	1	11x, last, Southeast Missouri, 3/10/26
Runs Batted In		
Doubles		
Triples		
Home Runs		
Walks		
Stolen Bases	1	vs. New Mexico, 3/6/26
Putouts	1	vs. New Mexico, 2/7/26
Assists	1	Delaware State, 2/21/26
Hitting Streak		

NOTEWORTHY

- Has played in 20 of 28 games, primarily as a pinch runner.
- Has scored 11 times.
- Stole a base **vs. New Mexico (3/6)**.
- Pinch hit against **Rutgers (2/13)** and played as a defensive replacement against **Delaware State (2/21)**.
- Came on as a defensive replacement at second base **vs. New Mexico (2/7)**.
- Scored the tying run **vs. Wichita State (2/6)** to send the game to extra innings.
- Considered the No. 12 utility player in the class by Extra Inning Softball.
- Named 7A Hitter of the Year and OA News Hitter of the Year as a junior after breaking the school record with 77 RBIs.
- Also played flag football Central High School, winning the school's first two state championships and reaching a No. 1 national ranking in 2024.

SUPAN'S GAME-BY-GAME STATS

DATE	OPPONENT	POS	AB	R	H	RBI	2B	3B	HR	BB	SB	CS	HBP	SH	SF	GDP	K	PO	A	E	AVG
Feb. 5	at Baylor	PR	0	0	0	0	0	0	0	0	0	0	0	0	0	0	0	0	0	0	--
Feb. 6	vs. Northwestern State	PR	0	1	0	0	0	0	0	0	0	0	0	0	0	0	0	0	0	0	--
Feb. 6	vs. Wichita State	PR	0	1	0	0	0	0	0	0	0	0	0	0	0	0	0	0	0	0	--
Feb. 7	vs. New Mexico	2B	0	0	0	0	0	0	0	0	0	0	0	0	0	0	0	1	0	0	--
Feb. 10	SOUTHERN MISS	PR	0	1	0	0	0	0	0	0	0	0	0	0	0	0	0	0	0	0	--
Feb. 13	MURRAY STATE	PR	0	1	0	0	0	0	0	0	0	0	0	0	0	0	0	0	0	0	--
Feb. 13	RUTGERS	PH	1	0	0	0	0	0	0	0	0	0	0	0	0	0	0	0	0	0	.000
Feb. 14	RUTGERS	PR	0	0	0	0	0	0	0	0	0	0	0	0	0	0	0	0	0	0	.000
Feb. 14	NORTH TEXAS	PR	0	0	0	0	0	0	0	0	0	0	0	0	0	0	0	0	0	0	.000
Feb. 15	NORTH TEXAS		DNP																		
Feb. 18	MEMPHIS	PR	0	1	0	0	0	0	0	0	0	0	0	0	0	0	0	0	0	0	.000
Feb. 20	BELMONT		DNP																		
Feb. 20	SAMFORD	PR	0	1	0	0	0	0	0	0	0	0	0	0	0	0	0	0	0	0	.000
Feb. 21	BELMONT		DNP																		
Feb. 21	DELAWARE STATE	2B	1	0	0	0	0	0	0	0	0	0	0	0	0	0	0	0	1	0	.000
Feb. 22	DELAWARE STATE											CANCELED									
Feb. 25	at Georgia Tech	PR	0	1	0	0	0	0	0	0	0	0	0	0	0	0	0	0	0	0	.000
Feb. 27	vs. Wofford		DNP																		
Feb. 28	vs. Georgia Southern		DNP																		
Feb. 28	at #25 Clemson	PR	0	0	0	0	0	0	0	0	0	0	0	0	0	0	0	0	0	0	.000
Mar. 1	at #25 Clemson	PR	0	1	0	0	0	0	0	0	0	0	0	0	0	0	0	0	0	0	.000
Mar. 4	at UAB	PR	0	1	0	0	0	0	0	0	0	0	0	0	0	0	0	0	0	0	.000
Mar. 6	vs. New Mexico	PR	0	0	0	0	0	0	0	0	1	0	0	0	0	0	0	0	0	0	.000
Mar. 6	at South Alabama		DNP																		
Mar. 7	vs. New Mexico		DNP																		
Mar. 7	vs. Samford		DNP																		
Mar. 8	at South Alabama	PR	0	1	0	0	0	0	0	0	0	0	0	0	0	0	0	0	0	0	.000
Mar. 10	SOUTHEAST MISSOURI	PH	1	0	0	0	0	0	0	0	0	0	0	0	0	0	0	0	0	0	.000
Mar. 10	SOUTHEAST MISSOURI	PR	0	1	0	0	0	0	0	0	0	0	0	0	0	0	0	0	0	0	.000
Mar. 13	#1 TENNESSEE*																				
Mar. 14	#1 TENNESSEE*																				
Mar. 15	#1 TENNESSEE*																				
Mar. 18	UAB																				
Mar. 20	at #15 Georgia*																				
Mar. 21	at #15 Georgia*																				
Mar. 22	at #15 Georgia*																				
Mar. 25	UT MARTIN																				
Mar. 28	#23 SOUTH CAROLINA*																				
Mar. 29	#23 SOUTH CAROLINA*																				
Mar. 30	#23 SOUTH CAROLINA*																				
Apr. 3	at #5 Florida*																				
Apr. 4	at #5 Florida*																				
Apr. 5	at #5 Florida*																				
Apr. 10	#8 ARKANSAS*																				
Apr. 11	#8 ARKANSAS*																				
Apr. 12	#8 ARKANSAS*																				
Apr. 17	at #16 Texas A&M*																				
Apr. 18	at #16 Texas A&M*																				
Apr. 19	at #16 Texas A&M*																				
Apr. 24	#20 LSU*																				
Apr. 25	#20 LSU*																				
Apr. 26	#20 LSU*																				
Apr. 30	at Ole Miss*																				
May 1	at Ole Miss*																				
May 2	at Ole Miss*																				

MULTI-HIT GAMES

	2	3	4	5+	TOTAL
2026	--	--	--	--	0
TOTAL	**--**	**--**	**--**	**--**	**0**

MULTI-RBI GAMES

	2	3	4	5+	TOTAL
2026	--	--	--	--	0
TOTAL	**--**	**--**	**--**	**--**	**0**

	AVG	GP-GS	AB	R	H	2B	3B	HR	RBI	TB	SLG	BB	HBP	SO	GDP	OBP	SF	SH	SB-ATT	PO	A	E	FLD
2026	.000	20-0	3	11	0	0	0	0	0	0	.000	0	0	0	0	.000	0	0	1-1	1	1	0	1.000
TOTAL	**.000**	**20-0**	**3**	**11**	**0**	**0**	**0**	**0**	**0**	**0**	**.000**	**0**	**0**	**0**	**0**	**.000**	**0**	**0**	**1-1**	**1**	**1**	**0**	**1.000**

6 CARSON SMITH INF

FRESHMAN | R/R | 5-0 // MENDENHALL, MISS. (HARTFIELD ACADEMY)

VIEW FULL BIO ON HAILSTATE.COM »

SEASON HIGHS

At-Bats	2	Delaware State, 2/21/26
Hits	1	Delaware State, 2/21/26
Runs Scored	1	Delaware State, 2/21/26
Runs Batted In	2	Delaware State, 2/21/26
Doubles	1	Delaware State, 2/21/26
Triples		
Home Runs		
Walks		
Stolen Bases		
Putouts	1	Delaware State, 2/21/26
Assists	1	Delaware State, 2/21/26
Hitting Streak	1 gm	2/21/26, Delaware State to current

CAREER HIGHS

At-Bats	2	Delaware State, 2/21/26
Hits	1	Delaware State, 2/21/26
Runs Scored	1	Delaware State, 2/21/26
Runs Batted In	2	Delaware State, 2/21/26
Doubles	1	Delaware State, 2/21/26
Triples		
Home Runs		
Walks		
Stolen Bases		
Putouts	1	Delaware State, 2/21/26
Assists	1	Delaware State, 2/21/26
Hitting Streak	1 gm	2/21/26, Delaware State to current

NOTEWORTHY

- Has played in two games.
- Pinch ran **at South Alabama (3/8)**.
- Made her collegiate debut against **Delaware State (2/21)** delivering a two-run double after entering as a defensive replacement.
- Ranked No. 36 overall in the class by Extra Inning Softball and the No. 13 middle infielder.
- Batted .534 with career-high 24 stolen bases and six homers and was named an MAIS All-Star in her senior season.

SMITH'S GAME-BY-GAME STATS

DATE	OPPONENT	POS	AB	R	H	RBI	2B	3B	HR	BB	SB	CS	HBP	SH	SF	GDP	K	PO	A	E	AVG
Feb. 5	at Baylor		DNP																		
Feb. 6	vs. Northwestern State		DNP																		
Feb. 6	vs. Wichita State		DNP																		
Feb. 7	vs. New Mexico		DNP																		
Feb. 10	SOUTHERN MISS		DNP																		
Feb. 13	MURRAY STATE		DNP																		
Feb. 13	RUTGERS		DNP																		
Feb. 14	RUTGERS		DNP																		
Feb. 14	NORTH TEXAS		DNP																		
Feb. 15	NORTH TEXAS		DNP																		
Feb. 18	MEMPHIS		DNP																		
Feb. 20	BELMONT		DNP																		
Feb. 20	SAMFORD		DNP																		
Feb. 21	BELMONT		DNP																		
Feb. 21	DELAWARE STATE	3B	2	1	1	2	1	0	0	0	0	0	0	0	0	0	0	1	1	0	.500
Feb. 22	DELAWARE STATE											CANCELED									
Feb. 25	at Georgia Tech		DNP																		
Feb. 27	vs. Wofford		DNP																		
Feb. 28	vs. Georgia Southern		DNP																		
Feb. 28	at #25 Clemson		DNP																		
Mar. 1	at #25 Clemson		DNP																		
Mar. 4	at UAB		DNP																		
Mar. 6	vs. New Mexico		DNP																		
Mar. 6	at South Alabama		DNP																		
Mar. 7	vs. New Mexico		DNP																		
Mar. 7	vs. Samford		DNP																		
Mar. 8	at South Alabama	PR	0	0	0	0	0	0	0	0	0	0	0	0	0	0	0	0	0	0	.500
Mar. 10	SOUTHEAST MISSOURI		DNP																		
Mar. 10	SOUTHEAST MISSOURI		DNP																		
Mar. 13	#1 TENNESSEE*																				
Mar. 14	#1 TENNESSEE*																				
Mar. 15	#1 TENNESSEE*																				
Mar. 18	UAB																				
Mar. 20	at #15 Georgia*																				
Mar. 21	at #15 Georgia*																				
Mar. 22	at #15 Georgia*																				
Mar. 25	UT MARTIN																				
Mar. 28	#23 SOUTH CAROLINA*																				
Mar. 29	#23 SOUTH CAROLINA*																				
Mar. 30	#23 SOUTH CAROLINA*																				
Apr. 3	at #5 Florida*																				
Apr. 4	at #5 Florida*																				
Apr. 5	at #5 Florida*																				
Apr. 10	#8 ARKANSAS*																				
Apr. 11	#8 ARKANSAS*																				
Apr. 12	#8 ARKANSAS*																				
Apr. 17	at #16 Texas A&M*																				
Apr. 18	at #16 Texas A&M*																				
Apr. 19	at #16 Texas A&M*																				
Apr. 24	#20 LSU*																				
Apr. 25	#20 LSU*																				
Apr. 26	#20 LSU*																				
Apr. 30	at Ole Miss*																				
May 1	at Ole Miss*																				
May 2	at Ole Miss*																				

MULTI-HIT GAMES

	2	3	4	5+	TOTAL
2026	--	--	--	--	0
TOTAL	**--**	**--**	**--**	**--**	**0**

MULTI-RBI GAMES

	2	3	4	5+	TOTAL
2026	1	--	--	--	1
TOTAL	**1**	**--**	**--**	**--**	**1**

	AVG	GP-GS	AB	R	H	2B	3B	HR	RBI	TB	SLG	BB	HBP	SO	GDP	OBP	SF	SH	SB-ATT	PO	A	E	FLD
2026	.500	2-0	2	1	1	1	0	0	2	2	1.000	0	0	0	0	.500	0	0	0-0	1	1	0	1.000
TOTAL	**.500**	**2-0**	**2**	**1**	**1**	**1**	**0**	**0**	**2**	**2**	**1.000**	**0**	**0**	**0**	**0**	**.500**	**0**	**0**	**0-0**	**1**	**1**	**0**	**1.000**

7 GABBY SCHAEFFER INF

FRESHMAN | R/R | 5-7 // MONROE, N.Y. (MONROE-WOODBURY HS)

VIEW FULL BIO ON HAILSTATE.COM »

SEASON HIGHS

At-Bats	3	4x, last, Southeast Missouri, 3/10/26
Hits	2	2x, last, Belmont, 2/21/26
Runs Scored	2	3x, last, Delaware State, 2/21/26
Runs Batted In	2	Delaware State, 2/21/26
Doubles	1	2x, last, Delaware State, 2/21/26
Triples		
Home Runs	1	3x, last, Southeast Missouri, 3/10/26
Walks	1	4x, last, vs. Georgia Southern, 2/28/26
Stolen Bases	1	5x, last, Southeast Missouri, 3/10/26
Putouts	1	12x, last, Southeast Missouri, 3/10/26
Assists	3	3x, last,Southeast Missouri, 3/10/26
Hitting Streak	3 gm	2/20/26, Samford to 2/21/26, Delaware State

CAREER HIGHS

At-Bats	3	4x, last, Southeast Missouri, 3/10/26
Hits	2	2x, last, Belmont, 2/21/26
Runs Scored	2	3x, last, Delaware State, 2/21/26
Runs Batted In	2	Delaware State, 2/21/26
Doubles	1	2x, last, Delaware State, 2/21/26
Triples		
Home Runs	1	3x, last, Southeast Missouri, 3/10/26
Walks	1	4x, last, vs Georgia Southern, 2/28/26
Stolen Bases	1	5x, last, Southeast Missouri, 3/10/26
Putouts	1	12x, last, Southeast Missouri, 3/10/26
Assists	3	3x, last,Southeast Missouri, 3/10/26
Hitting Streak	3 gm	2/20/26, Samford to 2/21/26, Delaware State

NOTEWORTHY

- » Has played in 24 of 28 games, making 17 starts at second base.
- » Batting .343 (12-for-35) on the year.
- » Leads team in hit-by-pitches (4) and sacrifice bunts (2).
- » Fifth on the team in runs scored (15).
- » Homered against **SE Missouri (3/10)**.
- » hit a solo homer **vs. Samford (3/7)** after entering as a defensive replacement.
- » Reached twice and stole a base **vs. Wofford (2/27)**.
- » Hit first career home run against **Delaware State (2/22)**.
- » Went 2-for-2 with a double, a walk and two runs scored against **Samford (2/20)**.
- » Also had a multi-hit effort against **Belmont (2/21)**.
- » Picked up an RBI single against **North Texas (2/15)** and stole a base.
- » Singled home a run against **Murray State (2/13)**.
- » First career hit was a double against **Southern Miss (2/10)** and later scored the game's first run.
- » Drove in a run and stole a base in her first career start **vs. New Mexico (2/7)**.
- » Tabbed to Softball America's Freshman Watch List.
- » Hit .367 in MSU's Fall World Series, including a three-hit game in Game 2.
- » Won consecutive NYS State Championships in 2022 and 2023.
- » Earned her second straight NYS All-Star of the Year honor after hitting .526 as a junior.

SCHAEFFER'S GAME-BY-GAME STATS

DATE	OPPONENT	POS	AB	R	H	RBI	2B	3B	HR	BB	SB	CS	HBP	SH	SF	GDP	K	PO	A	E	AVG
Feb. 5	at Baylor	PH	1	0	0	0	0	0	0	0	0	0	0	0	0	0	1	0	0	0	.000
Feb. 6	vs. Northwestern State	PR	0	0	0	0	0	0	0	0	0	0	0	0	0	0	0	0	0	0	.000
Feb. 6	vs. Wichita State	PR	0	0	0	0	0	0	0	0	0	0	0	0	0	0	0	0	0	0	.000
Feb. 7	vs. New Mexico	*2B/DP	2	0	0	1	0	0	0	0	1	0	1	0	0	0	0	1	0	0	.000
Feb. 10	SOUTHERN MISS	*2B	2	1	1	0	1	0	0	0	0	0	0	0	0	0	0	1	1	0	.200
Feb. 13	MURRAY STATE	*2B	3	0	1	1	0	0	0	0	0	1	0	0	0	0	0	1	0	0	.250
Feb. 13	RUTGERS	*2B	1	1	0	0	0	0	0	0	0	0	2	0	0	0	1	1	3	0	.222
Feb. 14	RUTGERS	*2B	2	1	0	0	0	0	0	0	0	0	0	0	0	0	1	1	1	0	.182
Feb. 14	NORTH TEXAS	*2B	1	0	0	0	0	0	0	0	0	0	0	2	0	0	0	0	3	0	.167
Feb. 15	NORTH TEXAS	*2B	3	2	1	1	0	0	0	0	1	0	0	0	0	0	0	1	0	0	.200
Feb. 18	MEMPHIS	*2B	2	1	1	0	0	0	0	0	0	0	0	0	0	0	0	0	0	0	.235
Feb. 20	BELMONT	*2B	1	0	0	0	0	0	0	0	0	0	0	0	0	0	1	1	0	0	.222
Feb. 20	SAMFORD	*2B	2	2	2	0	1	0	0	1	0	0	0	0	0	0	0	1	1	0	.300
Feb. 21	BELMONT	*2B	3	0	2	0	0	0	0	0	0	0	0	0	0	0	0	0	0	0	.348
Feb. 21	DELAWARE STATE	*2B	1	2	1	2	0	0	1	1	0	0	0	0	0	0	0	0	1	0	.375
Feb. 22	DELAWARE STATE											CANCELED									
Feb. 25	at Georgia Tech	*2B	1	0	0	0	0	0	0	1	0	0	0	0	0	0	1	0	1	0	.360
Feb. 27	vs. Wofford	*2B	2	1	1	0	0	0	0	0	1	0	1	0	0	0	0	0	1	0	.370
Feb. 28	vs. Georgia Southern	*2B	1	1	0	0	0	0	0	1	0	0	0	0	0	0	0	1	0	0	.357
Feb. 28	at #25 Clemson	*2B	1	0	0	0	0	0	0	0	0	0	0	0	0	0	1	1	1	0	.345
Mar. 1	at #25 Clemson		DNP																		
Mar. 4	at UAB		DNP																		
Mar. 6	vs. New Mexico		DNP																		
Mar. 6	at South Alabama		DNP																		
Mar. 7	vs. New Mexico	PR	0	1	0	0	0	0	0	0	1	0	0	0	0	0	0	0	0	0	.345
Mar. 7	vs. Samford	2B	1	1	1	1	0	0	1	0	0	0	0	0	0	0	0	0	1	0	.367
Mar. 8	at South Alabama	PH	1	0	0	0	0	0	0	0	0	0	0	0	0	0	1	0	0	0	.355
Mar. 10	SOUTHEAST MISSOURI	PR/SS	1	0	0	0	0	0	0	0	1	0	0	0	0	0	0	1	0	0	.344
Mar. 10	SOUTHEAST MISSOURI	2B	3	1	1	1	0	0	1	0	0	0	0	0	0	0	0	0	3	0	.343
Mar. 13	#1 TENNESSEE*																				
Mar. 14	#1 TENNESSEE*																				
Mar. 15	#1 TENNESSEE*																				
Mar. 18	UAB																				
Mar. 20	at #15 Georgia*																				
Mar. 21	at #15 Georgia*																				
Mar. 22	at #15 Georgia*																				
Mar. 25	UT MARTIN																				
Mar. 28	#23 SOUTH CAROLINA*																				
Mar. 29	#23 SOUTH CAROLINA*																				
Mar. 30	#23 SOUTH CAROLINA*																				
Apr. 3	at #5 Florida*																				
Apr. 4	at #5 Florida*																				
Apr. 5	at #5 Florida*																				
Apr. 10	#8 ARKANSAS*																				
Apr. 11	#8 ARKANSAS*																				
Apr. 12	#8 ARKANSAS*																				
Apr. 17	at #16 Texas A&M*																				
Apr. 18	at #16 Texas A&M*																				
Apr. 19	at #16 Texas A&M*																				
Apr. 24	#20 LSU*																				
Apr. 25	#20 LSU*																				
Apr. 26	#20 LSU*																				
Apr. 30	at Ole Miss*																				
May 1	at Ole Miss*																				
May 2	at Ole Miss*																				

MULTI-HIT GAMES

	2	3	4	5+	TOTAL
2026	2	--	--	--	2
TOTAL	**2**	**--**	**--**	**--**	**2**

MULTI-RBI GAMES

	2	3	4	5+	TOTAL
2026	1	--	--	--	1
TOTAL	**1**	**--**	**--**	**--**	**1**

	AVG	GP-GS	AB	R	H	2B	3B	HR	RBI	TB	SLG	BB	HBP	SO	GDP	OBP	SF	SH	SB-ATT	PO	A	E	FLD
2026	.343	24-17	35	15	12	2	0	3	7	23	.657	4	4	7	0	.465	0	2	5-6	11	17	0	1.000
TOTAL	**.343**	**24-17**	**35**	**15**	**12**	**2**	**0**	**3**	**7**	**23**	**.657**	**4**	**4**	**7**	**0**	**.465**	**0**	**2**	**5-6**	**11**	**17**	**0**	**1.000**

9 KIARRA SELLS UTL

SENIOR | R/R | 5-6 // JASPER, TEXAS (JASPER HS)

VIEW FULL BIO ON HAILSTATE.COM »

SEASON HIGHS

At-Bats	4	7x, last, at South Alabama, 3/8/26
Hits	3	3x, last, at Clemson, 3/1/26
Runs Scored	2	11x, last, Southeast Missouri, 3/10/2026
Runs Batted In	3	4x, last, at South Alabama, 3/8/26
Doubles	1	9x, last, at South Alabama, 3/6/26
Triples		
Home Runs	2	at South Alabama, 3/8/26
Walks	3	Southeast Missouri, 3/10/26
Stolen Bases	2	vs. Wofford, 2/27/26
Putouts	2	vs. Wichita State, 2/6/26
Assists	1	vs. Wichita State, 2/6/26
Hitting Streak	12 gm	2/20/26, Samford to 3/7/26, vs. Samford

CAREER HIGHS

At-Bats	4	14x, last, at South Alabama, 3/8/26
Hits	3	3x, last, at Clemson, 3/1/26
Runs Scored	2	21x, last, Southeast Missouri, 3/10/2026
Runs Batted In	4	2x, last, Missouri, 4/13/25
Doubles	1	17x, last, at South Alabama, 3/6/26
Triples		
Home Runs	2	2x, last, at South Alabama, 3/8/26
Walks	3	2x, last, Southeast Missouri, 3/10/26
Stolen Bases	2	vs. Wofford, 2/27/26
Putouts	5	Ole Miss, 5/3/25
Assists	2	vs. Tulsa, 2/24/23
Hitting Streak	12 gm	2/20/26, Samford to 3/7/26, vs. Samford

NOTEWORTHY

- Has started all 28 games in right field.
- Softball America's No. 11 outfielder in March.
- Leads the team with a .449 average.
- Also leads the team in slugging percentage (.949), on-base percentage (.542), hits, runs (31), doubles (9), home runs (10), total bases (74) and stolen bases (8).
- Second on the team in RBIs (24).
- Among the top 25 nationally in homers, total bases and runs.
- Drove in three runs with a pair of homers **at South Alabama (3/8)**.
- Hit a two-run homer **vs. New Mexico (3/7)**.
- Doubled **vs. New Mexico (3/6)** and **at South Alabama (3/6)** while collecting four total hits on the day.
- Collected three hits, including a home run, in the run-rule win **at No. 25 Clemson (3/1)**.
- Hit a three-run homer **vs. Georgia Southern (2/28)**.
- Went 3-for-4 **vs. Wofford (2/27)** while stealing two bases.
- Doubled and homered **at Georgia Tech (2/25)**.
- Doubled, walked, stole a base and scored twice against **Delaware State (2/22)**.
- Drove in three runs against **Samford (2/20)** and added a double.
- Hit a three-run homer against **Memphis (2/18)** with a single, walk and stolen base.
- Launched a homer against **North Texas (2/14)** to extend her reached-base streak.
- Collected a career-high three hits **vs. New Mexico (2/7)** with a double.
- Hit a two-run homer on Opening Day **at Baylor (2/5)** and was hit by a pitch.

MULTI-HIT GAMES

	2	3	4	5+	TOTAL
2023	--	--	--	--	0
2024	--	--	--	--	0
2025	9	--	--	--	9
2026	5	3	--	--	8
TOTAL	**14**	**3**	**--**	**--**	**17**

MULTI-RBI GAMES

	2	3	4	5+	TOTAL
2023	--	--	--	--	0
2024	--	--	--	--	0
2025	5	2	2	--	9
2026	3	3	--	--	6
TOTAL	**8**	**5**	**2**	**--**	**15**

SELLS' GAME-BY-GAME STATS

DATE	OPPONENT	POS	AB	R	H	RBI	2B	3B	HR	BB	SB	CS	HBP	SH	SF	GDP	K	PO	A	E	AVG
Feb. 5	at Baylor	*RF/DP	2	1	1	2	0	0	1	1	0	0	1	0	0	0	1	0	0	0	.500
Feb. 6	vs. Northwestern State	*RF/DP	3	2	1	0	0	0	0	1	1	0	0	0	0	0	1	0	0	0	.400
Feb. 6	vs. Wichita State	*RF/DP	4	0	0	0	0	0	0	0	0	0	0	0	0	0	1	2	1	0	.222
Feb. 7	vs. New Mexico	*RF	4	2	3	0	1	0	0	0	0	0	0	0	0	0	0	0	0	0	.385
Feb. 10	SOUTHERN MISS	*RF/DP	3	0	1	0	0	0	0	0	0	0	0	0	0	0	0	0	0	0	.375
Feb. 13	MURRAY STATE	*RF/DP	2	1	0	0	0	0	0	1	0	0	0	0	0	0	0	0	0	0	.333
Feb. 13	RUTGERS	*RF/DP	3	2	1	2	0	0	1	1	1	0	0	0	0	0	0	0	0	0	.333
Feb. 14	RUTGERS	*RF	3	1	2	0	0	0	0	0	0	1	0	0	0	0	0	0	0	0	.375
Feb. 14	NORTH TEXAS	*RF/DP	4	1	2	1	0	0	1	0	0	0	0	0	0	0	1	0	0	0	.393
Feb. 15	NORTH TEXAS	*RF	2	0	0	0	0	0	0	1	0	0	0	0	0	0	0	0	0	0	.367
Feb. 18	MEMPHIS	*RF	2	1	2	3	0	0	1	1	1	0	0	0	0	0	0	0	0	0	.406
Feb. 20	BELMONT	*RF/DP	3	0	0	0	0	0	0	0	0	0	0	0	0	0	2	0	0	0	.371
Feb. 20	SAMFORD	*RF	2	1	1	3	1	0	0	1	0	0	0	0	1	0	0	0	0	0	.378
Feb. 21	BELMONT	*RF/DP	2	2	2	0	1	0	0	0	1	0	1	0	0	0	0	0	0	0	.410
Feb. 21	DELAWARE STATE	*RF	1	2	1	1	1	0	0	1	1	0	0	0	0	0	0	0	0	0	.425
Feb. 22	DELAWARE STATE											CANCELED									
Feb. 25	at Georgia Tech	*RF/DP	4	2	2	2	1	0	1	0	0	0	0	0	0	0	1	1	0	0	.432
Feb. 27	vs. Wofford	*RF/DP	4	2	3	0	0	0	0	0	2	0	0	0	0	0	0	1	0	0	.458
Feb. 28	vs. Georgia Southern	*RF	2	1	1	3	0	0	1	1	0	0	0	0	0	0	0	0	0	0	.460
Feb. 28	at #25 Clemson	*RF/DP	3	0	1	0	1	0	0	0	0	0	0	0	0	1	0	0	0	0	.453
Mar. 1	at #25 Clemson	*RF/DP	4	2	3	1	0	0	1	0	0	0	0	0	0	0	0	0	0	0	.474
Mar. 4	at UAB	*RF/DP	3	0	1	0	1	0	0	1	0	0	0	0	0	0	0	0	0	0	.467
Mar. 6	vs. New Mexico	*RF	3	1	2	0	1	0	0	0	0	0	0	0	0	0	0	0	0	0	.476
Mar. 6	at South Alabama	*RF	3	0	2	1	1	0	0	0	0	0	0	0	0	0	1	1	0	0	.485
Mar. 7	vs. New Mexico	*RF	2	2	1	2	0	0	1	1	0	0	0	0	0	0	0	0	0	0	.485
Mar. 7	vs. Samford	*RF	3	0	0	0	0	0	0	0	0	0	0	0	0	0	1	0	0	0	.465
Mar. 8	at South Alabama	*RF/DP	4	2	2	3	0	0	2	0	0	0	0	0	0	0	0	0	0	0	.467
Mar. 10	SOUTHEAST MISSOURI	*RF	2	2	0	0	0	0	0	1	1	0	0	0	0	0	0	0	0	0	.455
Mar. 10	SOUTHEAST MISSOURI	*RF/DP	1	1	0	0	0	0	0	3	0	0	0	0	0	0	1	0	0	0	.449
Mar. 13	#1 TENNESSEE*																				
Mar. 14	#1 TENNESSEE*																				
Mar. 15	#1 TENNESSEE*																				
Mar. 18	UAB																				
Mar. 20	at #15 Georgia*																				
Mar. 21	at #15 Georgia*																				
Mar. 22	at #15 Georgia*																				
Mar. 25	UT MARTIN																				
Mar. 28	#23 SOUTH CAROLINA*																				
Mar. 29	#23 SOUTH CAROLINA*																				
Mar. 30	#23 SOUTH CAROLINA*																				
Apr. 3	at #5 Florida*																				
Apr. 4	at #5 Florida*																				
Apr. 5	at #5 Florida*																				
Apr. 10	#8 ARKANSAS*																				
Apr. 11	#8 ARKANSAS*																				
Apr. 12	#8 ARKANSAS*																				
Apr. 17	at #16 Texas A&M*																				
Apr. 18	at #16 Texas A&M*																				
Apr. 19	at #16 Texas A&M*																				
Apr. 24	#20 LSU*																				
Apr. 25	#20 LSU*																				
Apr. 26	#20 LSU*																				
Apr. 30	at Ole Miss*																				
May 1	at Ole Miss*																				
May 2	at Ole Miss*																				

	AVG	GP-GS	AB	R	H	2B	3B	HR	RBI	TB	SLG	BB	HBP	K	GDP	OBP	SF	SH	SB-SBA	PO	A	E	FLD
2023	.000	22-0	4	4	0	0	0	0	1	0	.000	1	3	3	0	.444	1	0	1-2	1	3	0	1.000
2024	.000	33-0	6	13	0	0	0	0	0	0	.000	1	1	1	0	.250	0	0	1-1	2	0	0	1.000
2025	.324	58-57	145	40	47	8	0	11	38	88	.607	20	18	24	0	.457	3	2	7-7	58	5	2	.969
2026	.449	28-28	78	31	35	9	0	10	24	74	.949	15	2	10	1	.542	1	0	8-9	5	1	0	1.000
TOTAL	**.352**	**141-85**	**233**	**88**	**82**	**17**	**0**	**21**	**63**	**162**	**.695**	**37**	**24**	**38**	**1**	**.478**	**5**	**2**	**17-19**	**66**	**9**	**2**	**.974**

10 NADIA BARBARY INF

SENIOR | R/R | 5-7 // DOUGLASVILLE, GA. (CHAPEL HILL HS)

VIEW FULL BIO ON HAILSTATE.COM »

SEASON HIGHS

At-Bats	4	11x, last, Southeast Missouri, 3/10/26
Hits	4	Samford, 2/20/26
Runs Scored	2	5x, last, at UAB, 3/4/26
Runs Batted In	4	3x, last, vs. Samford, 3/7/26
Doubles	1	5x, last, Southeast Missouri, 3/10/26
Triples		
Home Runs	2	at UAB, 3/4/26
Walks	2	2x, last, Delaware State, 2/21/26
Stolen Bases	1	Samford, 2/20/26
Putouts	3	vs. Northwestern State, 2/6/2026
Assists	4	Rutgers, 2/13/26
Hitting Streak	9 gm	2x, last, 5/16/25, vs. Washington to 2/10/26, Southern Miss

CAREER HIGHS

At-Bats	5	4x, last, at Kentucky, 4/26/25
Hits	4	3x, last, Samford, 2/20/26
Runs Scored	3	3x, last, Washington, 5/17/25
Runs Batted In	5	ULM 3/13/24
Doubles	2	at South Carolina, 4/5/24
Triples	1	at Northwestern, 3/21/25
Home Runs	2	2x, last, at UAB, 3/4/26
Walks	3	4x, last, Ole Miss, 5/1/25
Stolen Bases	1	5x, last, Samford, 2/20/26
Putouts	5	Alabama, 4/15/23
Assists	6	at Missouri, 4/28/24
Hitting Streak	9 gm	2x, last, 5/16/25, vs. Washington to 2/10/26, Southern Miss

NOTEWORTHY

- Tabbed the No. 9 player in the nation at her position by both D1Softball and Softball America in their preseason rankings.
- Has started all 28 games at third base.
- Batting .345 (30-for-87) on the year.
- Leads the team in RBIs (27) and second on the team in slugging percentage (.678), total bases (59) and homers (8).
- Third on the team in hits, runs (20) and on-base percentage (.410).
- Went 5-for-7 in the doubleheader with **SE Missouri (3/10)**.
- Hit a solo home run **at South Alabama (3/8)**.
- Tied the MSU career record with her third grand slam **vs. Samford (3/7)**.
- Hit two home runs and collected four RBIs **at UAB (3/4)**.
- Collected two hits and two RBIs **vs. Georgia Southern (2/28)** including a double.
- Homered and walked **at Georgia Tech (2/25)**.
- Went 4-for-4 against **Samford (2/20)**.
- Went 2-for-4 with a double and RBI against **North Texas (2/14)**.
- Drove in two runs against **Rutgers (2/13)**.
- Singled and provided a sacrifice fly against **Southern Miss (2/10)**.
- Cracked the MSU career top 10 with her 37th double **vs. New Mexico (2/7)**.
- Drove in the tying run to send the game **vs. Wichita State (2/6)** into extras before launching a three-run homer in the eighth.
- Doubled and homered on Opening Day **at Baylor (2/5)**.
- Earned First Team NFCA All-Region honors last year and was tabbed Second Team All-SEC and SEC All-Defensive Team (3B).

MULTI-HIT GAMES

	2	3	4	5+	TOTAL
2023	6	--	--	--	6
2024	11	2	--	--	13
2025	15	1	1	--	17
2026	6	1	1	--	8
TOTAL	**38**	**4**	**2**	**--**	**44**

MULTI-RBI GAMES

	2	3	4	5+	TOTAL
2023	4	--	--	--	4
2024	6	1	1	1	9
2025	7	1	3	--	11
2026	3	--	3	--	6
TOTAL	**20**	**2**	**7**	**1**	**30**

BARBARY'S GAME-BY-GAME STATS

DATE	OPPONENT	POS	AB	R	H	RBI	2B	3B	HR	BB	SB	CS	HBP	SH	SF	GDP	K	PO	A	E	AVG
Feb. 5	at Baylor	*3B	4	2	2	2	1	0	1	0	0	0	0	0	0	0	0	0	0	0	.500
Feb. 6	vs. Northwestern State	*3B	3	0	1	0	0	0	0	1	0	0	0	0	0	0	1	3	1	0	.429
Feb. 6	vs. Wichita State	*3B	4	1	1	4	0	0	1	0	0	0	0	0	0	0	0	0	1	0	.364
Feb. 7	vs. New Mexico	*3B	4	2	2	0	1	0	0	0	0	0	0	0	0	0	1	0	0	0	.400
Feb. 10	SOUTHERN MISS	*3B	2	0	1	1	0	0	0	0	0	0	0	0	1	0	0	0	3	0	.412
Feb. 13	MURRAY STATE	*3B	1	1	0	0	0	0	0	2	0	0	0	0	0	0	0	0	0	0	.389
Feb. 13	RUTGERS	*3B	3	0	1	2	0	0	0	0	0	0	0	0	1	0	1	0	4	0	.381
Feb. 14	RUTGERS	*3B	4	0	0	0	0	0	0	0	0	0	0	0	0	0	2	1	0	0	.320
Feb. 14	NORTH TEXAS	*3B	4	0	2	1	1	0	0	0	0	0	0	0	0	0	0	0	2	0	.345
Feb. 15	NORTH TEXAS	*3B	3	0	0	1	0	0	0	1	0	0	0	0	0	0	0	0	1	0	.313
Feb. 18	MEMPHIS	*3B	4	0	0	0	0	0	0	0	0	0	0	0	0	0	0	2	3	0	.278
Feb. 20	BELMONT	*3B	3	0	0	0	0	0	0	0	0	0	0	0	0	0	2	1	1	0	.256
Feb. 20	SAMFORD	*3B	4	1	4	1	0	0	0	0	1	0	0	0	0	0	0	1	0	0	.326
Feb. 21	BELMONT	*3B	3	0	0	0	0	0	0	0	0	0	0	0	0	1	0	1	2	0	.304
Feb. 21	DELAWARE STATE	*3B	0	2	0	0	0	0	0	2	0	0	0	0	0	0	0	0	0	0	.304
Feb. 22	DELAWARE STATE											CANCELED									
Feb. 25	at Georgia Tech	*3B	3	2	1	1	0	0	1	1	0	0	0	0	0	0	0	0	1	0	.306
Feb. 27	vs. Wofford	*3B	4	1	1	0	0	0	0	0	0	0	0	0	0	0	0	1	2	1	.302
Feb. 28	vs. Georgia Southern	*3B	3	1	2	2	1	0	0	0	0	0	0	0	0	0	1	0	2	0	.321
Feb. 28	at #25 Clemson	*3B	3	0	0	0	0	0	0	0	0	0	0	0	0	0	0	0	1	0	.305
Mar. 1	at #25 Clemson	*3B	3	0	1	1	0	0	0	1	0	0	0	0	0	0	0	0	3	0	.306
Mar. 4	at UAB	*3B	4	2	2	4	0	0	2	0	0	0	0	0	0	0	0	0	3	0	.318
Mar. 6	vs. New Mexico	*3B	2	0	0	0	0	0	0	1	0	0	0	0	0	0	0	1	0	0	.309
Mar. 6	at South Alabama	*3B	4	1	1	0	0	0	0	0	0	0	0	0	0	0	1	0	0	0	.306
Mar. 7	vs. New Mexico	*3B	2	1	1	0	0	0	0	1	0	0	0	0	0	0	0	0	0	0	.311
Mar. 7	vs. Samford	*3B	3	1	1	4	0	0	1	0	0	0	0	0	0	0	0	0	3	0	.312
Mar. 8	at South Alabama	*3B	3	1	1	1	0	0	1	0	0	0	1	0	0	0	0	0	2	0	.313
Mar. 10	SOUTHEAST MISSOURI	*3B	3	1	2	1	0	0	1	0	0	0	0	0	0	0	1	0	0	0	.325
Mar. 10	SOUTHEAST MISSOURI	*3B	4	0	3	1	1	0	0	0	0	0	0	0	0	0	0	1	0	0	.345
Mar. 13	#1 TENNESSEE*																				
Mar. 14	#1 TENNESSEE*																				
Mar. 15	#1 TENNESSEE*																				
Mar. 18	UAB																				
Mar. 20	at #15 Georgia*																				
Mar. 21	at #15 Georgia*																				
Mar. 22	at #15 Georgia*																				
Mar. 25	UT MARTIN																				
Mar. 28	#23 SOUTH CAROLINA*																				
Mar. 29	#23 SOUTH CAROLINA*																				
Mar. 30	#23 SOUTH CAROLINA*																				
Apr. 3	at #5 Florida*																				
Apr. 4	at #5 Florida*																				
Apr. 5	at #5 Florida*																				
Apr. 10	#8 ARKANSAS*																				
Apr. 11	#8 ARKANSAS*																				
Apr. 12	#8 ARKANSAS*																				
Apr. 17	at #16 Texas A&M*																				
Apr. 18	at #16 Texas A&M*																				
Apr. 19	at #16 Texas A&M*																				
Apr. 24	#20 LSU*																				
Apr. 25	#20 LSU*																				
Apr. 26	#20 LSU*																				
Apr. 30	at Ole Miss*																				
May 1	at Ole Miss*																				
May 2	at Ole Miss*																				

	AVG	GP-GS	AB	R	H	2B	3B	HR	RBI	TB	SLG	BB	HBP	K	GDP	OBP	SF	SH	SB-SBA	PO	A	E	FLD
2023	.236	47-43	123	17	29	5	0	4	15	46	.374	8	1	17	1	.286	1	4	1-1	41	65	9	.922
2024	.291	54-54	165	36	48	17	0	4	38	77	.467	18	3	24	0	.369	1	3	1-1	45	100	10	.935
2025	.353	58-57	184	44	65	13	1	11	46	113	.614	22	0	20	0	.416	3	3	2-3	52	85	7	.951
2026	.345	28-28	87	20	30	5	0	8	27	59	.678	10	1	10	1	.410	2	0	1-1	12	35	1	.979
TOTAL	**.308**	**187-182**	**559**	**117**	**172**	**40**	**1**	**27**	**126**	**295**	**.528**	**58**	**5**	**71**	**2**	**.374**	**7**	**10**	**5-6**	**150**	**285**	**27**	**.942**

11 ABIGAIL STEVENS P

REDSHIRT FRESHMAN | 6-0 | R/R // BRAXTON, MISS. (EAST RANKIN ACADEMY)

VIEW FULL BIO ON HAILSTATE.COM »
VIEW PITCHING STATS ON NEXT PAGE »

SEASON HIGHS

At-Bats	3	2x, last, Southeast Missouri, 3/10/26
Hits	1	6x, last, Southeast Missouri, 3/10/26
Runs Scored	1	2x, last, vs. Samford, 3/7/26
Runs Batted In	2	at UAB, 3/4/26
Doubles	1	3x, last, vs. Samford, 3/7/2026
Triples		
Home Runs	1	Delaware State, 2/21/26
Walks	1	Delaware State, 2/21/26
Stolen Bases		
Putouts		
Assists		
Hitting Streak	4 gm	2/21/26, Delaware State to 3/4/26, at UAB

CAREER HIGHS

At-Bats	3	2x, last, Southeast Missouri, 3/10/26
Hits	1	6x, last, Southeast Missouri, 3/10/26
Runs Scored	1	2x, last, vs. Samford, 3/7/26
Runs Batted In	2	at UAB, 3/4/26
Doubles	1	3x, last, vs. Samford, 3/7/2026
Triples		
Home Runs	1	Delaware State, 2/21/26
Walks	1	Delaware State, 2/21/26
Stolen Bases		
Putouts		
Assists		
Hitting Streak	4 gm	2/21/26, Delaware State to 3/4/26, at UAB

NOTEWORTHY

- Has played in 11 games off the bench.
- Batting .375 (6-for-16) on the year.
- Drove in a run against **SE Missouri (3/10)**.
- Made her first career start **vs. Samford (3/7)** and doubled.
- Plated two runs with a pinch-hit double **at UAB (3/4)**.
- Pinch hit and singled **at No. 25 Clemson (3/1)**.
- Provided a pinch-hit RBI double **vs. Wofford (2/27)**.
- Picked up her first career hit, home run, pitching appearance, strikeout and win all against **Delaware State (2/21)**.
- Made her collegiate debut **vs. Northwestern State (2/6)**.
- Did not see game action and redshirted in 2025.
- 2025 NFCA All-America Scholar-Athlete and SEC First-Year Honor Roll member.
- Led East Rankin Academy to North State Championships in 2022 and 2023, the program's first in school history.

STEVENS' GAME-BY-GAME STATS

DATE	OPPONENT	POS	AB	R	H	RBI	2B	3B	HR	BB	SB	CS	HBP	SH	SF	GDP	K	PO	A	E	AVG
Feb. 5	at Baylor		DNP																		
Feb. 6	vs. Northwestern State	PH	1	0	0	0	0	0	0	0	0	0	0	0	0	0	0	0	0	0	.000
Feb. 6	vs. Wichita State		DNP																		
Feb. 7	vs. New Mexico	PH	1	0	0	0	0	0	0	0	0	0	0	0	0	0	1	0	0	0	.000
Feb. 10	SOUTHERN MISS		DNP																		
Feb. 13	MURRAY STATE		DNP																		
Feb. 13	RUTGERS		DNP																		
Feb. 14	RUTGERS		DNP																		
Feb. 14	NORTH TEXAS		DNP																		
Feb. 15	NORTH TEXAS		DNP																		
Feb. 18	MEMPHIS		DNP																		
Feb. 20	BELMONT		DNP																		
Feb. 20	SAMFORD		DNP																		
Feb. 21	BELMONT		DNP																		
Feb. 21	DELAWARE STATE	P	1	1	1	1	0	0	1	1	0	0	0	0	0	0	0	0	0	0	.333
Feb. 22	DELAWARE STATE											CANCELED									
Feb. 25	at Georgia Tech		DNP																		
Feb. 27	vs. Wofford	PH	1	0	1	1	1	0	0	0	0	0	0	0	0	0	0	0	0	0	.500
Feb. 28	vs. Georgia Southern		DNP																		
Feb. 28	at #25 Clemson		DNP																		
Mar. 1	at #25 Clemson	PH	1	0	1	0	0	0	0	0	0	0	0	0	0	0	0	0	0	0	.600
Mar. 4	at UAB	PH	1	0	1	2	1	0	0	0	0	0	0	0	0	0	0	0	0	0	.667
Mar. 6	vs. New Mexico		DNP																		
Mar. 6	at South Alabama	PH	1	0	0	0	0	0	0	0	0	0	0	0	0	0	1	0	0	0	.571
Mar. 7	vs. New Mexico	PH	1	0	0	0	0	0	0	0	0	0	0	0	0	0	0	0	0	0	.500
Mar. 7	vs. Samford	*DP	3	1	1	0	1	0	0	0	0	0	0	0	0	0	1	0	0	0	.455
Mar. 8	at South Alabama	*DP	2	0	0	0	0	0	0	0	0	0	0	0	0	0	1	0	0	0	.385
Mar. 10	SOUTHEAST MISSOURI		DNP																		
Mar. 10	SOUTHEAST MISSOURI	*DP	3	0	1	1	0	0	0	0	0	0	0	0	0	0	0	0	0	0	.375
Mar. 13	#1 TENNESSEE*																				
Mar. 14	#1 TENNESSEE*																				
Mar. 15	#1 TENNESSEE*																				
Mar. 18	UAB																				
Mar. 20	at #15 Georgia*																				
Mar. 21	at #15 Georgia*																				
Mar. 22	at #15 Georgia*																				
Mar. 25	UT MARTIN																				
Mar. 28	#23 SOUTH CAROLINA*																				
Mar. 29	#23 SOUTH CAROLINA*																				
Mar. 30	#23 SOUTH CAROLINA*																				
Apr. 3	at #5 Florida*																				
Apr. 4	at #5 Florida*																				
Apr. 5	at #5 Florida*																				
Apr. 10	#8 ARKANSAS*																				
Apr. 11	#8 ARKANSAS*																				
Apr. 12	#8 ARKANSAS*																				
Apr. 17	at #16 Texas A&M*																				
Apr. 18	at #16 Texas A&M*																				
Apr. 19	at #16 Texas A&M*																				
Apr. 24	#20 LSU*																				
Apr. 25	#20 LSU*																				
Apr. 26	#20 LSU*																				
Apr. 30	at Ole Miss*																				
May 1	at Ole Miss*																				
May 2	at Ole Miss*																				

MULTI-HIT GAMES

	2	3	4	5+	TOTAL
2026	--	--	--	--	0
TOTAL	**--**	**--**	**--**	**--**	**0**

MULTI-RBI GAMES

	2	3	4	5+	TOTAL
2026	1	--	--	--	1
TOTAL	**1**	**--**	**--**	**--**	**1**

	AVG	GP-GS	AB	R	H	2B	3B	HR	RBI	TB	SLG	BB	HBP	SO	GDP	OBP	SF	SH	SB-ATT	PO	A	E	FLD
2025												Redshirt Year											
2026	.375	11-3	16	2	6	3	0	1	5	12	.750	1	0	4	0	.412	0	0	0-0	0	0	0	.000
TOTAL	**.375**	**11-3**	**16**	**2**	**6**	**3**	**0**	**1**	**5**	**12**	**.750**	**1**	**0**	**4**	**0**	**.412**	**0**	**0**	**0-0**	**0**	**0**	**0**	**.000**

11 ABIGAIL STEVENS P

REDSHIRT FRESHMAN | 6-0 | R/R // BRAXTON, MISS. (EAST RANKIN ACADEMY)

VIEW FULL BIO ON HAILSTATE.COM »

« VIEW HITTING STATS ON PREVIOUS PAGE

SEASON HIGHS

Innings	2.0	Delaware State, 2/21/26
Longest Start		
Shortest Start		
Longest Relief	2.0	Delaware State, 2/21/26
Strikeouts	2	Delaware State, 2/21/26
Walks	3	Delaware State, 2/21/26
Hits	1	Delaware State, 2/21/26
Runs		
Earned Runs		
Pitch Count	32	Delaware State, 2/21/26
Putouts		
Assists		

CAREER HIGHS

Innings	2.0	Delaware State, 2/21/26
Longest Start		
Shortest Start		
Longest Relief	2.0	Delaware State, 2/21/26
Strikeouts	2	Delaware State, 2/21/26
Walks	3	Delaware State, 2/21/26
Hits	1	Delaware State, 2/21/26
Runs		
Earned Runs		
Pitch Count	32	Delaware State, 2/21/26
Putouts		
Assists		

NOTEWORTHY

- Has made one pitching appearance.
- Picked up her first career hit, home run, pitching appearance, strikeout and win all against **Delaware State (2/21)**.
- Did not see game action and redshirted in 2025.
- 2025 NFCA All-America Scholar-Athlete and SEC First-Year Honor Roll member.
- Led East Rankin Academy to North State Championships in 2022 and 2023, the program's first in school history.

STEVENS' GAME-BY-GAME STATS

DATE	OPPONENT	GS	DEC	IP	H	R	ER	BB	SO	2B	3B	HR	WP	HBP	IBB	BF	PC	ERA	PO	A	E
Feb. 5	at Baylor		DNP																		
Feb. 6	vs. Northwestern State		DNP																		
Feb. 6	vs. Wichita State		DNP																		
Feb. 7	vs. New Mexico		DNP																		
Feb. 10	SOUTHERN MISS		DNP																		
Feb. 13	MURRAY STATE		DNP																		
Feb. 13	RUTGERS		DNP																		
Feb. 14	RUTGERS		DNP																		
Feb. 14	NORTH TEXAS		DNP																		
Feb. 15	NORTH TEXAS		DNP																		
Feb. 18	MEMPHIS		DNP																		
Feb. 20	BELMONT		DNP																		
Feb. 20	SAMFORD		DNP																		
Feb. 21	BELMONT		DNP																		
Feb. 21	DELAWARE STATE		W	2.0	1	0	0	3	2	0	0	0	0	0	0	8	32	0.00	0	0	0
Feb. 22	DELAWARE STATE											CANCELED									
Feb. 25	at Georgia Tech		DNP																		
Feb. 27	vs. Wofford		DNP																		
Feb. 28	vs. Georgia Southern		DNP																		
Feb. 28	at #25 Clemson		DNP																		
Mar. 1	at #25 Clemson		DNP																		
Mar. 4	at UAB		DNP																		
Mar. 6	vs. New Mexico		DNP																		
Mar. 6	at South Alabama		DNP																		
Mar. 7	vs. New Mexico		DNP																		
Mar. 7	vs. Samford		DNP																		
Mar. 8	at South Alabama		DNP																		
Mar. 10	SOUTHEAST MISSOURI		DNP																		
Mar. 10	SOUTHEAST MISSOURI		DNP																		
Mar. 13	#1 TENNESSEE*																				
Mar. 14	#1 TENNESSEE*																				
Mar. 15	#1 TENNESSEE*																				
Mar. 18	UAB																				
Mar. 20	at #15 Georgia*																				
Mar. 21	at #15 Georgia*																				
Mar. 22	at #15 Georgia*																				
Mar. 25	UT MARTIN																				
Mar. 28	#24 SOUTH CAROLINA*																				
Mar. 29	#24 SOUTH CAROLINA*																				
Mar. 30	#24 SOUTH CAROLINA*																				
Apr. 3	at #5 Florida*																				
Apr. 4	at #5 Florida*																				
Apr. 5	at #5 Florida*																				
Apr. 10	#8 ARKANSAS*																				
Apr. 11	#8 ARKANSAS*																				
Apr. 12	#8 ARKANSAS*																				
Apr. 17	at #16 Texas A&M*																				
Apr. 18	at #16 Texas A&M*																				
Apr. 19	at #16 Texas A&M*																				
Apr. 24	#20 LSU*																				
Apr. 25	#20 LSU*																				
Apr. 26	#20 LSU*																				
Apr. 30	at Ole Miss*																				
May 1	at Ole Miss*																				
May 2	at Ole Miss*																				

STANDOUT GAMES

	2026	CAREER
5+ Strikeouts	--	--
10+ Strikeouts	--	--
2-run or less CG	--	--

STREAKS

	ACTIVE	CAREER
Wins	1	1
Scoreless Innings	2.0	2.0

YEAR	ERA	W-L	APP	GS	CG	SHO	SV	IP	H	R	ER	BB	SO	2B	3B	HR	BF	B/AVG	WP	HP	PO	A	E	FLD
2025												Redshirt Year												
2026	0.00	1-0	1	0	0	0	0	2.0	1	0	0	3	2	0	0	0	8	.200	0	0	0	0	0	.000
TOTAL	**0.00**	**1-0**	**1**	**0**	**0**	**0**	**0**	**2.0**	**1**	**0**	**0**	**3**	**2**	**0**	**0**	**0**	**8**	**.200**	**0**	**0**	**0**	**0**	**0**	**.000**

12 PAIGE ERNSTES C/INF

SOPHOMORE | 5-6 | R/R // NEW PALESTINE, IND. (NEW PALESTINE HS)

VIEW FULL BIO ON HAILSTATE.COM »

SEASON HIGHS

At-Bats	4	Rutgers, 2/13/26
Hits	1	5x, last, Rutgers, 2/13/26
Runs Scored	1	2x, last, Delaware State, 2/21/26
Runs Batted In	2	Murray State, 2/13/27
Doubles	1	vs. Wichita State, 2/6/26
Triples		
Home Runs		
Walks	1	4x, last, vs. Wofford, 2/28/26
Stolen Bases		
Putouts	9	Rutgers, 2/13/26
Assists	1	4x, last, at Georgia Tech, 2/25/26
Hitting Streak	2 gm	2x, last, 2/13/26, Murray State to 2/13/26, Rutgers

CAREER HIGHS

At-Bats	4	2x, last, Rutgers, 2/13/26
Hits	2	Bradley, 2/15/25
Runs Scored	1	7x, last, Delaware State, 2/21/26
Runs Batted In	3	North Texas, 2/14/25
Doubles	1	5x, last, vs. Wichita State, 2/6/26
Triples		
Home Runs	1	2x, last, New Mexico, 3/1/25
Walks	1	13x, last, vs. Wofford, 2/27/26
Stolen Bases		
Putouts	9	Rutgers, 2/13/26
Assists	1	4x, last, at Georgia Tech, 2/25/26
Hitting Streak	2 gm	5x, last, 2/13/26, Murray State to 2/13/26, Rutgers

NOTEWORTHY

- Has played in 24 of 28 games, making 11 starts at first base.
- Batting .143 (5-for-35) on the year.
- Drew an RBI walk **vs. Wofford (2/27)**.
- Walked and was hit by a pitch while driving in a run against **Delaware State (2/21)**.
- Recorded third career multi-RBI game against **Murray State (2/13)**.
- Singled and walked **vs. New Mexico (2/7)**.
- Doubled **vs. Wichita State (2/6)**.
- Retired a **Shockers** runner at first after she returned to the wrong portion of the double base.
- Played in 40 games, making four starts last year.
- Hit .321 (9-for-28) as a pinch hitter with five extra-base hits and eight walks and all eight RBIs came as a pinch hitter.
- Delivered a pinch-hit, go-ahead, two-run double in the NCAA Tournament win **vs. Washington (5/17)**.
- Delivered the pinch-hit, walk-off RBI double in the win over **No. 1 Texas (3/28)**.

MULTI-HIT GAMES

	2	3	4	5+	TOTAL
2025	1	--	--	--	1
2026	--	--	--	--	0
TOTAL	**1**	**--**	**--**	**--**	**1**

MULTI-RBI GAMES

	2	3	4	5+	TOTAL
2025	1	1	--	--	2
2026	1	--	--	--	1
TOTAL	**2**	**1**	**--**	**--**	**3**

ERNSTES' GAME-BY-GAME STATS

DATE	OPPONENT	POS	AB	R	H	RBI	2B	3B	HR	BB	SB	CS	HBP	SH	SF	GDP	K	PO	A	E	AVG
Feb. 5	at Baylor	*1B	3	0	1	0	0	0	0	0	0	0	0	0	0	0	0	5	1	0	.333
Feb. 6	vs. Northwestern State	*1B	3	0	0	0	0	0	0	0	0	0	0	0	0	0	0	5	0	0	.167
Feb. 6	vs. Wichita State	*1B	3	0	1	0	1	0	0	0	0	0	0	0	0	0	0	6	0	0	.222
Feb. 7	vs. New Mexico	*1B	3	0	1	0	0	0	0	1	0	0	0	0	0	0	0	1	0	0	.250
Feb. 10	SOUTHERN MISS	*1B	3	0	0	0	0	0	0	0	0	0	0	0	0	0	0	5	0	0	.200
Feb. 13	MURRAY STATE	*1B	1	0	1	2	0	0	0	0	0	0	1	0	1	0	0	3	0	0	.250
Feb. 13	RUTGERS	*1B	4	0	1	1	0	0	0	0	0	0	0	0	0	0	1	9	0	0	.250
Feb. 14	RUTGERS	*1B	3	0	0	0	0	0	0	0	0	0	0	0	0	0	0	3	1	0	.217
Feb. 14	NORTH TEXAS	1B	0	0	0	0	0	0	0	0	0	0	0	0	0	0	0	0	0	0	.217
Feb. 15	NORTH TEXAS	1B	0	1	0	0	0	0	0	1	0	0	0	0	0	0	0	0	0	0	.217
Feb. 18	MEMPHIS	1B	2	0	0	0	0	0	0	0	0	0	0	0	0	0	0	4	0	0	.200
Feb. 20	BELMONT	PH	1	0	0	0	0	0	0	0	0	0	0	0	0	0	1	0	0	0	.192
Feb. 20	SAMFORD	1B	1	0	0	0	0	0	0	0	0	0	0	0	0	0	0	3	0	0	.185
Feb. 21	BELMONT	1B	1	0	0	0	0	0	0	0	0	0	0	0	0	0	0	3	0	0	.179
Feb. 21	DELAWARE STATE	*1B/C	1	1	0	1	0	0	0	1	0	0	1	0	1	0	0	4	1	0	.172
Feb. 22	DELAWARE STATE											CANCELED									
Feb. 25	at Georgia Tech	PH/1B	1	0	0	0	0	0	0	0	0	0	0	0	0	0	0	1	1	0	.167
Feb. 27	vs. Wofford	1B	0	0	0	1	0	0	0	1	0	0	0	0	0	0	0	2	0	0	.167
Feb. 28	vs. Georgia Southern		DNP																		
Feb. 28	at #25 Clemson	PH	1	0	0	0	0	0	0	0	0	0	0	0	0	0	0	0	0	0	.161
Mar. 1	at #25 Clemson	*1B	1	0	0	0	0	0	0	0	0	0	0	0	0	0	0	5	0	0	.156
Mar. 4	at UAB	PH/1B	0	0	0	0	0	0	0	0	0	0	1	0	0	0	0	2	0	0	.156
Mar. 6	vs. New Mexico		DNP																		
Mar. 6	at South Alabama	1B	0	0	0	0	0	0	0	0	0	0	0	0	0	0	0	2	0	0	.156
Mar. 7	vs. New Mexico	PH/1B	1	0	0	0	0	0	0	0	0	0	0	0	0	0	0	0	0	0	.152
Mar. 7	vs. Samford		DNP																		
Mar. 8	at South Alabama	1B	0	0	0	0	0	0	0	0	0	0	0	0	0	0	0	1	0	0	.152
Mar. 10	SOUTHEAST MISSOURI		DNP																		
Mar. 10	SOUTHEAST MISSOURI	1B	2	0	0	0	0	0	0	0	0	0	0	0	0	0	0	6	0	0	.143
Mar. 13	#1 TENNESSEE*																				
Mar. 14	#1 TENNESSEE*																				
Mar. 15	#1 TENNESSEE*																				
Mar. 18	UAB																				
Mar. 20	at #15 Georgia*																				
Mar. 21	at #15 Georgia*																				
Mar. 22	at #15 Georgia*																				
Mar. 25	UT MARTIN																				
Mar. 28	#23 SOUTH CAROLINA*																				
Mar. 29	#23 SOUTH CAROLINA*																				
Mar. 30	#23 SOUTH CAROLINA*																				
Apr. 3	at #5 Florida*																				
Apr. 4	at #5 Florida*																				
Apr. 5	at #5 Florida*																				
Apr. 10	#8 ARKANSAS*																				
Apr. 11	#8 ARKANSAS*																				
Apr. 12	#8 ARKANSAS*																				
Apr. 17	at #16 Texas A&M*																				
Apr. 18	at #16 Texas A&M*																				
Apr. 19	at #16 Texas A&M*																				
Apr. 24	#20 LSU*																				
Apr. 25	#20 LSU*																				
Apr. 26	#20 LSU*																				
Apr. 30	at Ole Miss*																				
May 1	at Ole Miss*																				
May 2	at Ole Miss*																				

	AVG	GP-GS	AB	R	H	2B	3B	HR	RBI	TB	SLG	BB	HBP	K	GDP	OBP	SF	SH	SB-SBA	PO	A	E	FLD
2025	.293	40-4	41	5	12	4	0	2	8	22	.537	9	0	7	0	.420	0	0	0-0	0	0	2	.000
2026	.143	24-11	35	2	5	1	0	0	5	6	.171	4	3	2	0	.273	2	0	0-0	70	4	0	1.000
TOTAL	**.224**	**64-15**	**76**	**7**	**17**	**5**	**0**	**2**	**13**	**28**	**.368**	**13**	**3**	**9**	**0**	**.351**	**2**	**0**	**0-0**	**70**	**4**	**2**	**.974**

13 MORGAN BERNARDINI OF

SENIOR | R/R | 5-6 // ELKVILLE, ILL. (ELVERADO HS)

VIEW FULL BIO ON HAILSTATE.COM »

SEASON HIGHS

At-Bats	4	at Georgia Tech, 2/25/26
Hits	2	4x, last, at South Alabama, 3/10/26
Runs Scored	2	Delaware State, 2/21/26
Runs Batted In	4	Memphis, 2/18/25
Doubles	2	Delaware State, 2/21/26
Triples	1	vs. Wofford, 2/27/26
Home Runs	1	2x, last, at Georgia Tech, 2/25/26
Walks	1	5x, last, Southeast Missouri, 3/10/26
Stolen Bases		
Putouts	3	at Baylor, 2/5/26
Assists		
Hitting Streak	8 gm	2/20/26, Samford to 3/1/26, at Clemson

CAREER HIGHS

At-Bats	4	11x, last, at Georgia Tech, 2/25/26
Hits	3	Samford, 2/18/25
Runs Scored	2	5x, last, Delaware State, 2/21/26
Runs Batted In	4	3x, last, Memphis, 2/18/25
Doubles	2	Delaware State, 2/21/26
Triples	1	vs. Wofford, 2/27/26
Home Runs	1	6x, last, at Georgia Tech, 2/25/26
Walks	2	Auburn, 3/10/25
Stolen Bases	1	4x, last, Southern Miss, 3/26/25
Putouts	7	Texas, 3/30/25
Assists	1	at Texas Tech, 5/17/25
Hitting Streak	8 gm	2/20/26, Samford to 3/1/26, at Clemson

NOTEWORTHY

- Has started 27 of 28 games in left field.
- Batting .313 (21-for-67) on the year.
- Third on the team in RBIs (21) and doubles (5).
- Went 2-for-3 with a walk **at South Alabama (3/8)**.
- Hit a two-run double **vs. New Mexico (3/7)**.
- Extended her hitting streak to a career-long eight games **at No. 25 Clemson (3/1)**.
- Hit her first career triple to drive in a run **vs. Wofford (2/27)** and added a sacrifice fly.
- Hit a three-run homer **at Georgia Tech (2/25)** as part of a two-hit day.
- Collected two doubles with two RBIs against **Delaware State (2/21)**.
- Went 2-for-3 against **Samford (2/20)**.
- Hit a grand slam against **Memphis (2/18)** for a career-high-tying four RBIs.
- Provided a sacrifice fly in the win over **North Texas (2/15)**.
- Added a double the following day against **Rutgers (2/14)**.
- Doubled and walked against **Murray State (2/13)**.
- Singled home two runs in the win **vs. New Mexico (2/7)**.
- Tied for third on the team in multi-hit games (10) last year.

MULTI-HIT GAMES

	2	3	4	5+	TOTAL
2023	--	--	--	--	0
2024	--	--	--	--	0
2025	9	1	--	--	10
2026	4	--	--	--	4
TOTAL	**13**	**1**	**--**	**--**	**14**

MULTI-RBI GAMES

	2	3	4	5+	TOTAL
2023	--	--	--	--	0
2024	--	--	--	--	0
2025	4	1	2	--	7
2026	4	1	1	--	6
TOTAL	**8**	**2**	**3**	**--**	**13**

BERNARDINI'S GAME-BY-GAME STATS

DATE	OPPONENT	POS	AB	R	H	RBI	2B	3B	HR	BB	SB	CS	HBP	SH	SF	GDP	K	PO	A	E	AVG
Feb. 5	at Baylor	*LF	3	0	1	0	0	0	0	0	0	0	0	0	0	0	1	3	0	0	.333
Feb. 6	vs. Northwestern State	*LF	3	0	0	1	0	0	0	0	0	0	0	0	0	0	0	2	0	0	.167
Feb. 6	vs. Wichita State	*LF	3	0	0	0	0	0	0	0	0	0	0	0	0	0	0	2	0	0	.111
Feb. 7	vs. New Mexico	*LF/DP	3	0	1	2	0	0	0	0	0	0	0	0	0	0	0	0	0	0	.167
Feb. 10	SOUTHERN MISS	*LF	2	0	0	0	0	0	0	0	0	0	0	0	0	0	0	1	0	0	.143
Feb. 13	MURRAY STATE	*LF	1	0	1	1	1	0	0	1	0	0	0	0	0	0	0	0	0	0	.200
Feb. 13	RUTGERS		DNP																		
Feb. 14	RUTGERS	*LF/DP	3	1	1	0	1	0	0	0	0	0	0	0	0	0	0	1	0	0	.222
Feb. 14	NORTH TEXAS	*LF/DP	3	0	0	0	0	0	0	0	0	0	0	0	0	0	0	0	0	0	.190
Feb. 15	NORTH TEXAS	*LF	1	0	0	1	0	0	0	0	0	0	0	0	1	0	0	1	0	0	.182
Feb. 18	MEMPHIS	*LF/DP	3	1	1	4	0	0	1	0	0	0	0	0	0	1	1	0	0	0	.200
Feb. 20	BELMONT	*LF	1	0	0	0	0	0	0	0	0	0	1	0	0	0	0	0	0	0	.192
Feb. 20	SAMFORD	*LF/DP	3	0	2	1	0	0	0	0	0	0	0	0	0	0	0	1	0	0	.241
Feb. 21	BELMONT	*LF/DP	2	0	1	0	0	0	0	1	0	0	0	0	0	0	0	0	0	0	.258
Feb. 21	DELAWARE STATE	*LF	2	2	2	2	2	0	0	0	0	0	0	0	0	0	0	0	0	0	.303
Feb. 22	DELAWARE STATE											CANCELED									
Feb. 25	at Georgia Tech	*LF	4	1	2	3	0	0	1	0	0	0	0	0	0	0	0	1	0	0	.324
Feb. 27	vs. Wofford	*LF	2	1	1	2	0	1	0	0	0	0	0	0	1	0	0	1	0	0	.333
Feb. 28	vs. Georgia Southern	*LF	2	0	1	0	0	0	0	0	0	0	0	0	0	0	0	1	0	0	.341
Feb. 28	at #25 Clemson	*LF/DP	3	0	1	0	0	0	0	0	0	0	0	0	0	0	0	1	0	0	.341
Mar. 1	at #25 Clemson	*LF	3	0	1	0	0	0	0	0	0	0	0	0	0	0	0	2	0	0	.340
Mar. 4	at UAB	*LF	3	0	0	0	0	0	0	0	0	0	0	0	0	0	0	0	0	0	.320
Mar. 6	vs. New Mexico	*LF	3	0	0	0	0	0	0	0	0	0	0	0	0	0	1	1	0	0	.302
Mar. 6	at South Alabama	*LF	3	0	1	1	0	0	0	0	0	0	0	0	0	0	1	0	0	0	.304
Mar. 7	vs. New Mexico	*LF	3	0	1	2	1	0	0	0	0	0	0	0	0	0	0	0	0	0	.305
Mar. 7	vs. Samford	*LF	2	1	1	0	0	0	0	1	0	0	0	0	0	0	0	0	0	0	.311
Mar. 8	at South Alabama	*LF/DP	3	0	2	0	0	0	0	1	0	0	0	0	0	0	0	0	0	0	.328
Mar. 10	SOUTHEAST MISSOURI	*LF	2	0	0	1	0	0	0	0	0	0	0	0	0	0	0	0	0	0	.318
Mar. 10	SOUTHEAST MISSOURI	*LF	1	0	0	0	0	0	0	1	0	0	0	0	0	0	0	0	0	0	.313
Mar. 13	#1 TENNESSEE*																				
Mar. 14	#1 TENNESSEE*																				
Mar. 15	#1 TENNESSEE*																				
Mar. 18	UAB																				
Mar. 20	at #15 Georgia*																				
Mar. 21	at #15 Georgia*																				
Mar. 22	at #15 Georgia*																				
Mar. 25	UT MARTIN																				
Mar. 28	#23 SOUTH CAROLINA*																				
Mar. 29	#23 SOUTH CAROLINA*																				
Mar. 30	#23 SOUTH CAROLINA*																				
Apr. 3	at #5 Florida*																				
Apr. 4	at #5 Florida*																				
Apr. 5	at #5 Florida*																				
Apr. 10	#8 ARKANSAS*																				
Apr. 11	#8 ARKANSAS*																				
Apr. 12	#8 ARKANSAS*																				
Apr. 17	at #16 Texas A&M*																				
Apr. 18	at #16 Texas A&M*																				
Apr. 19	at #16 Texas A&M*																				
Apr. 24	#20 LSU*																				
Apr. 25	#20 LSU*																				
Apr. 26	#20 LSU*																				
Apr. 30	at Ole Miss*																				
May 1	at Ole Miss*																				
May 2	at Ole Miss*																				

	AVG	GP-GS	AB	R	H	2B	3B	HR	RBI	TB	SLG	BB	HBP	K	GDP	OBP	SF	SH	SB-SBA	PO	A	E	FLD
2023	.000	15-0	6	2	0	0	0	0	0	0	.000	1	1	2	0	.250	0	0	0-0	0	0	0	.000
2024	.286	10-0	7	3	2	0	0	0	0	2	.286	3	0	0	0	.500	0	0	2-2	1	0	0	1.000
2025	.293	58-56	150	26	44	9	0	4	33	65	.433	8	2	21	1	.333	2	1	2-2	74	1	4	.949
2026	.313	27-27	67	7	21	5	1	2	21	34	.507	5	1	4	1	.360	2	0	0-0	18	0	0	1.000
TOTAL	**.291**	**110-83**	**230**	**38**	**67**	**14**	**1**	**6**	**54**	**101**	**.439**	**17**	**4**	**27**	**2**	**.345**	**4**	**1**	**4-4**	**93**	**1**	**4**	**.959**

17 LEILA AMMON P

SOPHOMORE | R/R | 5-11 // GULF BREEZE, FLA. (GULF BREEZE HS / MIDDLE TENNESSEE)

VIEW FULL BIO ON HAILSTATE.COM »

SEASON HIGHS

Innings	7.0	North Texas, 2/14/26
Longest Start	7.0	North Texas, 2/14/26
Shortest Start	2.0	Delaware State, 2/21/26
Longest Relief	2.0	at Clemson, 2/28/26
Strikeouts	10	North Texas, 2/14/26
Walks	4	vs. Wichita State, 2/6/26
Hits	4	vs. Wofford, 2/27/26
Runs	1	5x, last, at UAB, 3/4/26
Earned Runs	1	4x, last, vs. Wofford, 2/27/26
Pitch Count	80	at UAB, 3/4/26
Putouts	1	vs. Wichita State, 2/6/26
Assists	4	Memphis, 2/18/26

CAREER HIGHS

Innings	7.0	6x, last, North Texas, 2/14/26
Longest Start	7.0	6x, last, North Texas, 2/14/26
Shortest Start	2.0	Delaware State, 2/21/26
Longest Relief	4.2	at Austin Peay, 2/26/25
Strikeouts	10	2x, last, North Texas, 2/14/26
Walks	6	2x, last, Jacksonville State, 4/19/25
Hits Allowed	11	at Louisiana Tech, 3/21/25
Runs Allowed	9	Jacksonville, 2/22/25
Earned Runs Allowed	6	2x, last, at New Mexico State, 4/27/25
Pitch Count	126	Illinois State, 2/28/25
Putouts	1	4x, last, North Texas, 2/14/26
Assists	4	2x, last, Memphis, 2/18/26

NOTEWORTHY

- Has made 11 appearances with nine starts in the circle.
- Leads the team with a 0.62 ERA, which is fifth nationally, and .130 batting average against.
- Ranks third nationally with a 0.53 WHIP and 13.25 strikeout-to-walk ratio.
- Second in the nation in walks per seven innings (0.62) and fourth in fielding independent pitching (0.89).
- Threw the 27th no-hitter in school history against **SE Missouri (3/10)** while striking out seven.
- Struck out five in 4.0 scoreless innings **vs. New Mexico (3/7)**.
- Threw 6.0 innings **at UAB (3/4)** without allowing an earned run while striking out seven.
- Struck out five over 4.1 innings **vs. Wofford (2/27)**.
- Struck out four in 2.0 innings against **Delaware State (2/21)**.
- Struck out six in 5.0 innings against **Memphis (2/18)** to pick up her third straight win.
- Threw a complete-game one-hitter against **North Texas (2/14)**, while striking out a career-high 10 batters.
- Picked up her first Bulldog win against **Southern Miss (2/10)** with six strikeouts in 5.0 shutout innings.
- Allowed one run in 4.0 innings **vs. Wichita State (2/6)**.
- Earned Conference USA All-Freshman Team honors last spring.
- Pitched 136.2 innings in 30 appearances with 21 starts as Middle Tennessee's most-used pitcher.

STANDOUT GAMES

	2026	CAREER
5+ Strikeouts	7	13
10+ Strikeouts	1	2
2-run or less CG	2	7

STREAKS

	ACTIVE	CAREER
Wins	1	3
Scoreless Innings	13.2	13.2

AMMON'S GAME-BY-GAME STATS

DATE	OPPONENT	GS	DEC	IP	H	R	ER	BB	SO	2B	3B	HR	WP	HBP	IBB	BF	PC	ERA	PO	A	E
Feb. 5	at Baylor		DNP																		
Feb. 6	vs. Northwestern State		DNP																		
Feb. 6	vs. Wichita State	*	--	4.0	2	1	1	4	1	0	0	0	0	0	0	15	57	1.75	1	1	0
Feb. 7	vs. New Mexico		DNP																		
Feb. 10	SOUTHERN MISS	*	W	5.0	3	0	0	0	6	1	0	0	0	0	0	18	59	0.78	0	2	0
Feb. 13	MURRAY STATE		DNP																		
Feb. 13	RUTGERS		DNP																		
Feb. 14	RUTGERS		DNP																		
Feb. 14	NORTH TEXAS	*	W	7.0	1	1	1	0	10	0	0	0	1	0	0	22	77	0.88	0	1	0
Feb. 15	NORTH TEXAS		DNP																		
Feb. 18	MEMPHIS	*	W	5.0	2	1	1	0	6	1	0	1	0	0	0	18	70	1.00	0	4	0
Feb. 20	BELMONT		DNP																		
Feb. 20	SAMFORD		DNP																		
Feb. 21	BELMONT		DNP																		
Feb. 21	DELAWARE STATE	*	--	2.0	0	0	0	0	4	0	0	0	0	0	0	6	21	0.91	0	0	0
Feb. 22	DELAWARE STATE											CANCELED									
Feb. 25	at Georgia Tech		DNP																		
Feb. 27	vs. Wofford	*	W	4.1	4	1	1	0	5	2	0	0	0	0	0	17	55	1.02	0	1	0
Feb. 28	vs. Georgia Southern		DNP																		
Feb. 28	at #25 Clemson		--	2.0	1	0	0	0	2	1	0	0	0	0	0	7	25	0.95	0	0	0
Mar. 1	at #25 Clemson		DNP																		
Mar. 4	at UAB	*	W	6.0	3	1	0	0	7	0	1	0	1	0	0	21	80	0.79	0	1	1
Mar. 6	vs. New Mexico		DNP																		
Mar. 6	at South Alabama		DNP																		
Mar. 7	vs. New Mexico	*	W	4.0	3	0	0	0	5	0	0	0	0	0	0	15	56	0.71	0	1	0
Mar. 7	vs. Samford		DNP																		
Mar. 8	at South Alabama		--	1.0	1	0	0	0	0	0	0	0	0	0	0	4	13	0.69	0	0	0
Mar. 10	SOUTHEAST MISSOURI	*	W	5.0	0	0	0	0	7	0	0	0	0	0	0	16	56	0.62	0	1	0
Mar. 10	SOUTHEAST MISSOURI		DNP																		
Mar. 13	#1 TENNESSEE*																				
Mar. 14	#1 TENNESSEE*																				
Mar. 15	#1 TENNESSEE*																				
Mar. 18	UAB																				
Mar. 20	at #15 Georgia*																				
Mar. 21	at #15 Georgia*																				
Mar. 22	at #15 Georgia*																				
Mar. 25	UT MARTIN																				
Mar. 28	#24 SOUTH CAROLINA*																				
Mar. 29	#24 SOUTH CAROLINA*																				
Mar. 30	#24 SOUTH CAROLINA*																				
Apr. 3	at #5 Florida*																				
Apr. 4	at #5 Florida*																				
Apr. 5	at #5 Florida*																				
Apr. 10	#8 ARKANSAS*																				
Apr. 11	#8 ARKANSAS*																				
Apr. 12	#8 ARKANSAS*																				
Apr. 17	at #16 Texas A&M*																				
Apr. 18	at #16 Texas A&M*																				
Apr. 19	at #16 Texas A&M*																				
Apr. 24	#20 LSU*																				
Apr. 25	#20 LSU*																				
Apr. 26	#20 LSU*																				
Apr. 30	at Ole Miss*																				
May 1	at Ole Miss*																				
May 2	at Ole Miss*																				

	ERA	W-L	APP	GS	CG	SHO	SV	IP	H	R	ER	BB	SO	2B	3B	HR	BF	B/AVG	WP	HP	PO	A	E	FLD
2025*	3.12	9-10	30	21	8	1	1	136.2	162	87	61	49	91	27	1	12	639	.283	6	2	2	19	7	.750
2026	0.62	7-0	11	9	2	1	0	45.1	20	5	4	4	53	5	1	1	159	.130	2	0	1	12	1	.929
TOTAL	**2.50**	**16-10**	**41**	**30**	**10**	**2**	**1**	**182.0**	**182**	**92**	**65**	**53**	**144**	**32**	**2**	**13**	**798**	**.251**	**8**	**2**	**3**	**31**	**8**	**.810**

** at Middle Tennessee*

19 ANNA CARDER C

SENIOR | L/R | 5-5 // ATHENS, ALA. (ATHENS HS / SOUTHERN ILLINOIS)

VIEW FULL BIO ON HAILSTATE.COM »

SEASON HIGHS

At-Bats	3	6x, last, at UAB, 3/4/26
Hits	2	North Texas, 2/15/26
Runs Scored	1	5x, last, Southeast Missouri, 3/10/26
Runs Batted In	2	vs. New Mexico, 2/7/26
Doubles		
Triples		
Home Runs		
Walks	2	2x, last, Rutgers, 2/13/26
Stolen Bases		
Putouts	10	2x, last, North Texas, 2/15/26
Assists	1	4x, last, Southeast Missouri, 3/10/26
Hitting Streak	4 gm	2/13/26, Rutgers to 2/15/26, North Texas

CAREER HIGHS

At-Bats	5	at Evansville, 5/4/25
Hits	3	2x, last, Murray State, 4/27/25
Runs Scored	2	9x, last, Murray State, 4/26/25
Runs Batted In	4	2x, last, Missouri State, 3/19/25
Doubles	2	2x, last, Northern Kentucky, 2/24/23
Triples	1	Baylor, 5/20/23
Home Runs	1	14x, last, Drake, 5/8/25
Walks	3	vs. North Carolina, 2/8/25
Stolen Bases	1	4x, last, at Evansville, 5/3/25
Putouts	11	Missouri State, 3/18/25
Assists	3	vs. Long Island, 2/10/23
Hitting Streak	4 gm	2/13/26, Rutgers to 2/15/26, North Texas

NOTEWORTHY

- Has played in 24 of 28 games, making 21 starts between catcher and designated player.
- Batting .273 (12-for-44) on the year.
- Third on the team with 14 walks.
- Singled and scored against **SE Missouri (3/10)** before walking in the second game.
- Hit a sacrifice fly **at Georgia Tech (2/25)**.
- Singled, walked and drove in a run against **Belmont (2/21)**.
- Leads team in walks (12) Went 2-for-2 with an RBI against **North Texas (2/15)**.
- Walked four times on the day and drove in two runs against **Murray State (2/13)** and **Rutgers (2/13)**.
- Reached base safely in the first four games of the year at the **Getterman Classic (2/5-7)**.
- Drove in two runs **vs. New Mexico (2/7)** with the help of a sacrifice fly.
- Named 2025 MVC Defensive Player of the Year while at Southern Illinois along with earning First Team All-MVC honors.
- Batted .390 (60-for-154), which led the team, with a .497 on-base percentage and .617 slugging percentage, which was eighth in the MVC.
- Batting average was the ninth-best in program history.
- 1.114 OPS ranked fifth in the MVC last spring.

MULTI-HIT GAMES

	2	3	4	5+	TOTAL
2023	6	1	--	--	7
2024	4	--	--	--	4
2025	14	2	--	--	16
2026	1	--	--	--	1
TOTAL	**25**	**3**	**--**	**--**	**28**

MULTI-RBI GAMES

	2	3	4	5+	TOTAL
2023	13	2	--	--	15
2024	2	--	1	--	3
2025	11	2	1	--	14
2026	1	--	--	--	1
TOTAL	**27**	**4**	**2**	**--**	**33**

CARDER'S GAME-BY-GAME STATS

DATE	OPPONENT	POS	AB	R	H	RBI	2B	3B	HR	BB	SB	CS	HBP	SH	SF	GDP	K	PO	A	E	AVG
Feb. 5	at Baylor	*DP	1	0	1	0	0	0	0	1	0	0	0	0	0	0	0	0	0	0	1.000
Feb. 6	vs. Northwestern State	*C	3	1	1	1	0	0	0	1	0	0	0	0	0	0	0	8	0	0	.500
Feb. 6	vs. Wichita State	PH	1	0	1	0	0	0	0	0	0	0	0	0	0	0	0	0	0	0	.600
Feb. 7	vs. New Mexico	*C	1	0	0	2	0	0	0	1	0	0	0	0	1	0	0	9	0	0	.500
Feb. 10	SOUTHERN MISS	PH	1	0	0	0	0	0	0	0	0	0	0	0	0	0	0	0	0	0	.429
Feb. 13	MURRAY STATE	*C	1	1	0	1	0	0	0	2	0	0	0	0	0	0	0	10	0	0	.375
Feb. 13	RUTGERS	*DP	2	0	1	1	0	0	0	2	0	0	0	0	0	0	1	0	0	0	.400
Feb. 14	RUTGERS	*DP	3	0	1	0	0	0	0	1	0	0	0	0	0	0	1	0	0	0	.385
Feb. 14	NORTH TEXAS	*C	2	0	1	0	0	0	0	1	0	0	0	0	0	0	0	10	0	0	.400
Feb. 15	NORTH TEXAS	*C/DP	2	0	2	1	0	0	0	0	0	0	0	0	0	0	0	1	0	0	.471
Feb. 18	MEMPHIS	*DP	1	0	0	0	0	0	0	1	0	0	0	0	0	1	0	0	0	0	.444
Feb. 20	BELMONT	*C	3	0	1	0	0	0	0	0	0	0	0	0	0	0	1	9	1	0	.429
Feb. 20	SAMFORD	*DP	3	0	0	0	0	0	0	0	0	0	0	0	0	0	1	0	0	0	.375
Feb. 21	BELMONT	*DP	1	1	1	1	0	0	0	1	0	0	0	0	0	0	0	0	0	0	.400
Feb. 21	DELAWARE STATE	*C	1	1	0	0	0	0	0	1	0	0	0	0	0	0	0	5	1	0	.385
Feb. 22	DELAWARE STATE											CANCELED									
Feb. 25	at Georgia Tech	*DP	2	0	0	1	0	0	0	0	0	0	0	0	1	0	1	0	0	0	.357
Feb. 27	vs. Wofford	*DP	2	0	0	0	0	0	0	1	0	0	0	0	0	1	0	0	0	0	.333
Feb. 28	vs. Georgia Southern	*C	3	0	0	0	0	0	0	0	0	0	0	0	0	0	2	8	0	0	.303
Feb. 28	at #25 Clemson	*DP	2	0	0	0	0	0	0	0	0	0	0	0	0	0	1	0	0	0	.286
Mar. 1	at #25 Clemson		DNP																		
Mar. 4	at UAB	*DP/C	3	0	1	0	0	0	0	0	0	0	0	0	0	0	0	0	0	0	.289
Mar. 6	vs. New Mexico	*C	2	0	0	0	0	0	0	0	0	0	0	0	0	0	1	4	1	0	.275
Mar. 6	at South Alabama		DNP																		
Mar. 7	vs. New Mexico	*C	2	0	0	0	0	0	0	0	0	0	0	0	0	0	2	9	0	0	.262
Mar. 7	vs. Samford		DNP																		
Mar. 8	at South Alabama		DNP																		
Mar. 10	SOUTHEAST MISSOURI	*C	2	1	1	0	0	0	0	0	0	0	0	0	0	0	0	6	1	0	.273
Mar. 10	SOUTHEAST MISSOURI	PH	0	0	0	0	0	0	0	1	0	0	0	0	0	0	0	0	0	0	.273
Mar. 13	#1 TENNESSEE*																				
Mar. 14	#1 TENNESSEE*																				
Mar. 15	#1 TENNESSEE*																				
Mar. 18	UAB																				
Mar. 20	at #15 Georgia*																				
Mar. 21	at #15 Georgia*																				
Mar. 22	at #15 Georgia*																				
Mar. 25	UT MARTIN																				
Mar. 28	#23 SOUTH CAROLINA*																				
Mar. 29	#23 SOUTH CAROLINA*																				
Mar. 30	#23 SOUTH CAROLINA*																				
Apr. 3	at #5 Florida*																				
Apr. 4	at #5 Florida*																				
Apr. 5	at #5 Florida*																				
Apr. 10	#8 ARKANSAS*																				
Apr. 11	#8 ARKANSAS*																				
Apr. 12	#8 ARKANSAS*																				
Apr. 17	at #16 Texas A&M*																				
Apr. 18	at #16 Texas A&M*																				
Apr. 19	at #16 Texas A&M*																				
Apr. 24	#20 LSU*																				
Apr. 25	#20 LSU*																				
Apr. 26	#20 LSU*																				
Apr. 30	at Ole Miss*																				
May 1	at Ole Miss*																				
May 2	at Ole Miss*																				

	AVG	GP-GS	AB	R	H	2B	3B	HR	RBI	TB	SLG	BB	HBP	K	GDP	OBP	SF	SH	SB-SBA	PO	A	E	FLD
2023*	.280	56-56	150	13	42	14	1	5	40	73	.487	22	7	25	0	.392	2	0	0-0	202	15	4	.982
2024*	.221	43-38	86	8	19	3	0	2	15	28	.326	16	3	18	0	.358	1	1	1-1	62	13	3	.962
2025*	.390	53-53	154	34	60	14	0	7	42	95	.617	29	5	10	1	.497	1	0	3-3	253	22	2	.993
2026	.273	24-21	44	5	12	0	0	0	8	12	.273	14	0	11	2	.433	2	0	0-0	79	4	0	1.000
TOTAL	**.306**	**176-168**	**434**	**60**	**133**	**31**	**1**	**14**	**105**	**208**	**.479**	**81**	**15**	**64**	**3**	**.427**	**6**	**1**	**4-4**	**596**	**54**	**9**	**.986**

** at Southern Illinois*

20 SARA PHILLIPS P

SOPHOMORE | R/R | 5-10 // TRUSSVILLE, ALA. (HEWITT-TRUSSVILLE HS)

VIEW FULL BIO ON HAILSTATE.COM »

SEASON HIGHS

Innings	
Longest Start	
Shortest Start	
Longest Relief	
Strikeouts	
Walks	
Hits	
Runs	
Earned Runs	
Pitch Count	
Putouts	
Assists	

CAREER HIGHS

Innings	6.1	Northwestern State, 3/1/25
Longest Start	6.1	Northwestern State, 3/1/25
Shortest Start		
Longest Relief	1.1	Bradley, 2/15/25
Strikeouts	4	Northwestern State, 3/1/25
Walks	2	Northwestern State, 3/1/25
Hits	2	2x, last, Middle Tennessee, 3/12/2025
Runs	2	2x, last, Middle Tennessee, 3/12/2025
Earned Runs	2	2x, last, Middle Tennessee, 3/12/2025
Pitch Count	91	Northwestern State, 3/1/25
Putouts		
Assists		

NOTEWORTHY

» Has not seen game action.
» Made five appearances, including one start, in the circle in 2025
» Pitched to a 4.20 ERA over 10.0 innings.
» Threw 6.1 innings in her first career start against **Northwestern State (3/1/25)** to earn her first career win.

PHILLIPS' GAME-BY-GAME STATS

DATE	OPPONENT	GS	DEC	IP	H	R	ER	BB	SO	2B	3B	HR	WP	HBP	IBB	BF	PC	ERA	PO	A	E
Feb. 5	at Baylor		DNP																		
Feb. 6	vs. Northwestern State		DNP																		
Feb. 6	vs. Wichita State		DNP																		
Feb. 7	vs. New Mexico		DNP																		
Feb. 10	SOUTHERN MISS		DNP																		
Feb. 13	MURRAY STATE		DNP																		
Feb. 13	RUTGERS		DNP																		
Feb. 14	RUTGERS		DNP																		
Feb. 14	NORTH TEXAS		DNP																		
Feb. 15	NORTH TEXAS		DNP																		
Feb. 18	MEMPHIS		DNP																		
Feb. 20	BELMONT		DNP																		
Feb. 20	SAMFORD		DNP																		
Feb. 21	BELMONT		DNP																		
Feb. 21	DELAWARE STATE		DNP																		
Feb. 22	DELAWARE STATE											CANCELED									
Feb. 25	at Georgia Tech		DNP																		
Feb. 27	vs. Wofford		DNP																		
Feb. 28	vs. Georgia Southern		DNP																		
Feb. 28	at #25 Clemson		DNP																		
Mar. 1	at #25 Clemson		DNP																		
Mar. 4	at UAB		DNP																		
Mar. 6	vs. New Mexico		DNP																		
Mar. 6	at South Alabama		DNP																		
Mar. 7	vs. New Mexico		DNP																		
Mar. 7	vs. Samford		DNP																		
Mar. 8	at South Alabama		DNP																		
Mar. 10	SOUTHEAST MISSOURI		DNP																		
Mar. 10	SOUTHEAST MISSOURI		DNP																		
Mar. 13	#1 TENNESSEE*																				
Mar. 14	#1 TENNESSEE*																				
Mar. 15	#1 TENNESSEE*																				
Mar. 18	UAB																				
Mar. 20	at #15 Georgia*																				
Mar. 21	at #15 Georgia*																				
Mar. 22	at #15 Georgia*																				
Mar. 25	UT MARTIN																				
Mar. 28	#24 SOUTH CAROLINA*																				
Mar. 29	#24 SOUTH CAROLINA*																				
Mar. 30	#24 SOUTH CAROLINA*																				
Apr. 3	at #5 Florida*																				
Apr. 4	at #5 Florida*																				
Apr. 5	at #5 Florida*																				
Apr. 10	#8 ARKANSAS*																				
Apr. 11	#8 ARKANSAS*																				
Apr. 12	#8 ARKANSAS*																				
Apr. 17	at #16 Texas A&M*																				
Apr. 18	at #16 Texas A&M*																				
Apr. 19	at #16 Texas A&M*																				
Apr. 24	#20 LSU*																				
Apr. 25	#20 LSU*																				
Apr. 26	#20 LSU*																				
Apr. 30	at Ole Miss*																				
May 1	at Ole Miss*																				
May 2	at Ole Miss*																				

STANDOUT GAMES

	2026	CAREER
5+ Strikeouts	--	--
10+ Strikeouts	--	--
2-run or less CG	--	--

STREAKS

	ACTIVE	CAREER
Wins	--	1
Scoreless Innings	0.1	7.0

	ERA	W-L	APP	GS	CG	SHO	SV	IP	H	R	ER	BB	SO	2B	3B	HR	BF	B/AVG	WP	HP	PO	A	E	FLD
2025	4.20	1-0	5	1	0	0	0	10.0	7	6	6	3	6	0	1	2	42	.194	1	2	0	0	0	--
2026	--	--	--	--	--	--	--	--	--	--	--	--	--	--	--	--	--	--	--	--	--	--	--	--
TOTAL	**4.20**	**1-0**	**5**	**1**	**0**	**0**	**0**	**10.0**	**7**	**6**	**6**	**3**	**6**	**0**	**1**	**2**	**42**	**.194**	**1**	**2**	**0**	**0**	**0**	**.000**

21 BRINKLEY MORETON P

FRESHMAN | 5-7 | R/R // SUMMERS, ARK. (LINCOLN HS)

VIEW FULL BIO ON HAILSTATE.COM »

VIEW PITCHING STATS ON NEXT PAGE »

SEASON HIGHS

At-Bats		
Hits		
Runs Scored		
Runs Batted In		
Doubles		
Triples		
Home Runs		
Walks		
Stolen Bases		
Putouts		
Assists	1	vs. Northwestern State, 2/6/26
Hitting Streak		

CAREER HIGHS

At-Bats		
Hits		
Runs Scored		
Runs Batted In		
Doubles		
Triples		
Home Runs		
Walks		
Stolen Bases		
Putouts		
Assists	1	vs. Northwestern State, 2/6/26
Hitting Streak		

NOTEWORTHY

- Tabbed to Softball America's Freshman Watch List.
- Ranked No. 23 overall in the class by Extra Inning Softball and No. 44 in the class nationally by Perfect Game.
- Considered the No. 10 two-way player in the class by Extra Inning.
- Tabbed the top player in the state in the SBSR Arkansas 2025 Player Rankings.
- Set the Arkansas single-season state record for RBIs with 65 as a freshman.

MORETON'S GAME-BY-GAME STATS

DATE	OPPONENT	POS	AB	R	H	RBI	2B	3B	HR	BB	SB	CS	HBP	SH	SF	GDP	K	PO	A	E	AVG
Feb. 5	at Baylor		DNP																		
Feb. 6	vs. Northwestern State	P	0	0	0	0	0	0	0	0	0	0	0	0	0	0	0	0	1	0	--
Feb. 6	vs. Wichita State		DNP																		
Feb. 7	vs. New Mexico		DNP																		
Feb. 10	SOUTHERN MISS		DNP																		
Feb. 13	MURRAY STATE		DNP																		
Feb. 13	RUTGERS		DNP																		
Feb. 14	RUTGERS		DNP																		
Feb. 14	NORTH TEXAS		DNP																		
Feb. 15	NORTH TEXAS		DNP																		
Feb. 18	MEMPHIS	P	0	0	0	0	0	0	0	0	0	0	0	0	0	0	0	0	0	0	--
Feb. 20	BELMONT		DNP																		
Feb. 20	SAMFORD		DNP																		
Feb. 21	BELMONT		DNP																		
Feb. 21	DELAWARE STATE	P	0	0	0	0	0	0	0	0	0	0	0	0	0	0	0	0	0	0	--
Feb. 22	DELAWARE STATE											CANCELED									
Feb. 25	at Georgia Tech		DNP																		
Feb. 27	vs. Wofford		DNP																		
Feb. 28	vs. Georgia Southern		DNP																		
Feb. 28	at #25 Clemson		DNP																		
Mar. 1	at #25 Clemson		DNP																		
Mar. 4	at UAB		DNP																		
Mar. 6	vs. New Mexico		DNP																		
Mar. 6	at South Alabama		DNP																		
Mar. 7	vs. New Mexico		DNP																		
Mar. 7	vs. Samford		DNP																		
Mar. 8	at South Alabama		DNP																		
Mar. 10	SOUTHEAST MISSOURI		DNP																		
Mar. 10	SOUTHEAST MISSOURI		DNP																		
Mar. 13	#1 TENNESSEE*																				
Mar. 14	#1 TENNESSEE*																				
Mar. 15	#1 TENNESSEE*																				
Mar. 18	UAB																				
Mar. 20	at #15 Georgia*																				
Mar. 21	at #15 Georgia*																				
Mar. 22	at #15 Georgia*																				
Mar. 25	UT MARTIN																				
Mar. 28	#23 SOUTH CAROLINA*																				
Mar. 29	#23 SOUTH CAROLINA*																				
Mar. 30	#23 SOUTH CAROLINA*																				
Apr. 3	at #5 Florida*																				
Apr. 4	at #5 Florida*																				
Apr. 5	at #5 Florida*																				
Apr. 10	#8 ARKANSAS*																				
Apr. 11	#8 ARKANSAS*																				
Apr. 12	#8 ARKANSAS*																				
Apr. 17	at #16 Texas A&M*																				
Apr. 18	at #16 Texas A&M*																				
Apr. 19	at #16 Texas A&M*																				
Apr. 24	#20 LSU*																				
Apr. 25	#20 LSU*																				
Apr. 26	#20 LSU*																				
Apr. 30	at Ole Miss*																				
May 1	at Ole Miss*																				
May 2	at Ole Miss*																				

MULTI-HIT GAMES

	2	3	4	5+	TOTAL
2026	--	--	--	--	0
TOTAL	**--**	**--**	**--**	**--**	**0**

MULTI-RBI GAMES

	2	3	4	5+	TOTAL
2026	--	--	--	--	0
TOTAL	**--**	**--**	**--**	**--**	**0**

	AVG	GP-GS	AB	R	H	2B	3B	HR	RBI	TB	SLG	BB	HBP	SO	GDP	OBP	SF	SH	SB-ATT	PO	A	E	FLD
2026	.000	3-0	0	0	0	0	0	0	0	0	.000	0	0	0	0	.000	0	0	0-0	0	1	0	1.000
TOTAL	**.000**	**3-0**	**0**	**0**	**0**	**0**	**0**	**0**	**0**	**0**	**.000**	**0**	**0**	**0**	**0**	**.000**	**0**	**0**	**0-0**	**0**	**1**	**0**	**1.000**

21 BRINKLEY MORETON P

FRESHMAN | 5-7 | R/R // SUMMERS, ARK. (LINCOLN HS)

VIEW FULL BIO ON HAILSTATE.COM »
« VIEW HITTING STATS ON PREVIOUS PAGE

SEASON HIGHS

Innings	2.0	vs. Northwestern State, 2/6/26
Longest Start		
Shortest Start		
Longest Relief	2.0	vs. Northwestern State, 2/6/26
Strikeouts		
Walks	1	2x, last, Memphis, 2/18/26
Hits	2	2x, last, Delaware State, 2/21/26
Runs	3	Memphis, 2/18/26
Earned Runs	3	Memphis, 2/18/26
Pitch Count	26	vs. Northwestern State, 2/6/26
Putouts		
Assists	1	vs. Northwestern State, 2/6/26

CAREER HIGHS

Innings	2.0	vs. Northwestern State, 2/6/26
Longest Start		
Shortest Start		
Longest Relief	2.0	vs. Northwestern State, 2/6/26
Strikeouts		
Walks	1	2x, last, Memphis, 2/18/26
Hits	2	2x, last, Delaware State, 2/21/26
Runs	3	Memphis, 2/18/26
Earned Runs	3	Memphis, 2/18/26
Pitch Count	26	vs. Northwestern State, 2/6/26
Putouts		
Assists	1	vs. Northwestern State, 2/6/26

NOTEWORTHY

- Tabbed to Softball America's Freshman Watch List.
- Has made three appearances in the circle.
- Threw 2.0 scoreless innings **vs. Northwestern State (2/6)** in her collegiate debut without allowing a hit.
- Ranked No. 23 overall in the class by Extra Inning Softball and No. 44 in the class nationally by Perfect Game.
- Considered the No. 10 two-way player in the class by Extra Inning.
- Tabbed the top player in the state in the SBSR Arkansas 2025 Player Rankings.
- Pitched this summer in The Alliance Fastpitch All-Star Game.
- Struck out more than 800 batters in her high school career

MORETONS'S GAME-BY-GAME STATS

DATE	OPPONENT	GS	DEC	IP	H	R	ER	BB	SO	2B	3B	HR	WP	HBP	IBB	BF	PC	ERA	PO	A	E
Feb. 5	at Baylor		DNP																		
Feb. 6	vs. Northwestern State		--	2.0	0	0	0	1	0	0	0	0	0	1	0	8	26	0.00	0	1	0
Feb. 6	vs. Wichita State		DNP																		
Feb. 7	vs. New Mexico		DNP																		
Feb. 10	SOUTHERN MISS		DNP																		
Feb. 13	MURRAY STATE		DNP																		
Feb. 13	RUTGERS		DNP																		
Feb. 14	RUTGERS		DNP																		
Feb. 14	NORTH TEXAS		DNP																		
Feb. 15	NORTH TEXAS		DNP																		
Feb. 18	MEMPHIS		--	0.0	2	3	3	1	0	0	0	2	0	0	0	3	14	10.50	0	0	0
Feb. 20	BELMONT		DNP																		
Feb. 20	SAMFORD		DNP																		
Feb. 21	BELMONT		DNP																		
Feb. 21	DELAWARE STATE		--	1.0	2	1	1	0	0	1	0	0	0	0	0	5	13	9.33	0	0	0
Feb. 22	DELAWARE STATE											CANCELED									
Feb. 25	at Georgia Tech		DNP																		
Feb. 27	vs. Wofford		DNP																		
Feb. 28	vs. Georgia Southern		DNP																		
Feb. 28	at #25 Clemson		DNP																		
Mar. 1	at #25 Clemson		DNP																		
Mar. 4	at UAB		DNP																		
Mar. 6	vs. New Mexico		DNP																		
Mar. 6	at South Alabama		DNP																		
Mar. 7	vs. New Mexico		DNP																		
Mar. 7	vs. Samford		DNP																		
Mar. 8	at South Alabama		DNP																		
Mar. 10	SOUTHEAST MISSOURI		DNP																		
Mar. 10	SOUTHEAST MISSOURI		DNP																		
Mar. 13	#1 TENNESSEE*																				
Mar. 14	#1 TENNESSEE*																				
Mar. 15	#1 TENNESSEE*																				
Mar. 18	UAB																				
Mar. 20	at #15 Georgia*																				
Mar. 21	at #15 Georgia*																				
Mar. 22	at #15 Georgia*																				
Mar. 25	UT MARTIN																				
Mar. 28	#24 SOUTH CAROLINA*																				
Mar. 29	#24 SOUTH CAROLINA*																				
Mar. 30	#24 SOUTH CAROLINA*																				
Apr. 3	at #5 Florida*																				
Apr. 4	at #5 Florida*																				
Apr. 5	at #5 Florida*																				
Apr. 10	#8 ARKANSAS*																				
Apr. 11	#8 ARKANSAS*																				
Apr. 12	#8 ARKANSAS*																				
Apr. 17	at #16 Texas A&M*																				
Apr. 18	at #16 Texas A&M*																				
Apr. 19	at #16 Texas A&M*																				
Apr. 24	#20 LSU*																				
Apr. 25	#20 LSU*																				
Apr. 26	#20 LSU*																				
Apr. 30	at Ole Miss*																				
May 1	at Ole Miss*																				
May 2	at Ole Miss*																				

STANDOUT GAMES

	2026	CAREER
5+ Strikeouts	--	--
10+ Strikeouts	--	--
2-run or less CG	--	--

STREAKS

	ACTIVE	CAREER
Wins	--	--
Scoreless Innings	0.2	2.0

	ERA	W-L	APP	GS	CG	SHO	SV	IP	H	R	ER	BB	SO	2B	3B	HR	BF	B/AVG	WP	HP	PO	A	E	FLD
2026	9.33	0-0	3	0	0	0	0	3.0	4	4	4	2	0	1	0	2	16	.308	0	1	0	1	0	1.000
TOTAL	**9.33**	**0-0**	**3**	**0**	**0**	**0**	**0**	**3.0**	**4**	**4**	**4**	**2**	**0**	**1**	**0**	**2**	**16**	**.308**	**0**	**1**	**0**	**1**	**0**	**1.000**

22 TATUM SILVA OF

JUNIOR | L/L | 5-6 // RESCUE, CALIF. (PONDEROSA HS / UTAH STATE)

VIEW FULL BIO ON HAILSTATE.COM »

SEASON HIGHS

At-Bats	3	vs. Wofford, 2/27/26
Hits	2	vs. Samford, 3/7/26
Runs Scored	1	9x, last, Southeast Missouri, 3/10/26
Runs Batted In	2	Murray State, 2/13/26
Doubles		
Triples		
Home Runs		
Walks	2	at South Alabama, 3/8/26
Stolen Bases	1	2x, last, at South Alabama, 3/8/26
Putouts	2	2x, last, Belmont, 2/20/26
Assists	1	2x, last, Southeast Missouri, 3/10/26
Hitting Streak	3 gm	2/21/26, Delaware State to 2/27/26, vs. Wofford

CAREER HIGHS

At-Bats	5	8x, last, New Mexico, 4/2/25
Hits	3	2x, last, New Mexico, 4/2/25
Runs Scored	3	at Utah Tech, 2/22/25
Runs Batted In	3	2x, last, vs. Abilene Christian, 2/7/25
Doubles	1	4x, last, Fresno State, 4/13/25
Triples	1	4x, last, UNLV, 4/26/25
Home Runs	1	Colorado State, 4/14/25
Walks	3	vs. Oregon State, 2/28/25
Stolen Bases	2	at Colorado State, 3/27/25
Putouts	6	at San Diego State, 3/17/24
Assists	1	6x, last, Southeast Missouri, 3/10/26
Hitting Streak	11	2/6/25, vs. Villanova to 2/21/25, vs. UC San Diego

NOTEWORTHY

- Has played in 27 of 28 games, making seven starts and seeing time in left field and center field.
- Batting .391 (9-for-23) on the year.
- Walked twice **at South Alabama (3/8)**.
- Went 2-for-2 **vs. Samford (3/7)** with an RBI.
- Singled and scored **at UAB (3/4)**.
- Singled and provided a sacrifice fly in the win **at No. 25 Clemson (3/1)**.
- Singled home a run **vs. Wofford (2/27)**.
- Singled and scored **at Georgia Tech (2/25)**.
- Singled home a run and was hit by a pitch against **Delaware State (2/21)**.
- Stole a base against **Samford (2/20)**.
- Plated two runs against **Murray State (2/13)** after coming on as a pinch runner.
- Scored as a pinch runner against **Southern Miss (2/10)**.
- Scored as a pinch runner **at Baylor (2/5)** before playing center field.
- Earned First Team All-Mountain West honors in 2025.
- Played in 50 games making 48 starts in left field last year for Utah State.
- Ranked third in the Mountain West last year with a .491 (27-for-55) batting average in conference play while totaling just five strikeouts.
- Ranked second in the MWC in on-base percentage (.554) during league play.

MULTI-HIT GAMES

	2	3	4	5+	TOTAL
2024	10	--	--	--	10
2025	10	2	--	--	12
2026	1	--	--	--	1
TOTAL	**21**	**2**	**--**	**--**	**23**

MULTI-RBI GAMES

	2	3	4	5+	TOTAL
2024	--	1	--	--	1
2025	8	1	--	--	9
2026	1	--	--	--	1
TOTAL	**9**	**2**	**--**	**--**	**11**

SILVA'S GAME-BY-GAME STATS

DATE	OPPONENT	POS	AB	R	H	RBI	2B	3B	HR	BB	SB	CS	HBP	SH	SF	GDP	K	PO	A	E	AVG
Feb. 5	at Baylor	PR/CF	2	1	0	0	0	0	0	0	0	0	0	0	0	0	0	0	0	0	.000
Feb. 6	vs. Northwestern State	LF	1	0	0	0	0	0	0	0	0	0	0	0	0	0	0	0	0	0	.000
Feb. 6	vs. Wichita State	LF	0	1	0	0	0	0	0	0	0	0	0	0	0	0	0	0	0	0	.000
Feb. 7	vs. New Mexico	LF	1	0	0	0	0	0	0	0	0	0	0	0	0	0	0	2	0	0	.000
Feb. 10	SOUTHERN MISS	LF	0	1	0	0	0	0	0	0	0	0	0	0	0	0	0	0	0	0	.000
Feb. 13	MURRAY STATE	PR/LF	1	0	1	2	0	0	0	0	0	0	0	0	0	0	0	1	0	0	.200
Feb. 13	RUTGERS	LF	0	0	0	0	0	0	0	0	0	0	0	0	0	0	0	1	0	0	.200
Feb. 14	RUTGERS		DNP																		
Feb. 14	NORTH TEXAS	LF	0	0	0	0	0	0	0	0	0	0	0	0	0	0	0	0	0	0	.200
Feb. 15	NORTH TEXAS	LF	0	0	0	0	0	0	0	0	0	0	0	0	0	0	0	0	0	0	.200
Feb. 18	MEMPHIS	LF	0	0	0	0	0	0	0	0	0	0	0	0	0	0	0	0	0	0	.200
Feb. 20	BELMONT	PR/LF	0	0	0	0	0	0	0	0	0	0	0	0	0	0	0	2	0	0	.200
Feb. 20	SAMFORD	PR/LF	0	0	0	0	0	0	0	0	1	0	0	0	0	0	0	0	0	0	.200
Feb. 21	BELMONT	PF/CF	1	0	0	0	0	0	0	0	0	0	0	0	0	0	0	1	0	0	.167
Feb. 21	DELAWARE STATE	CF	1	0	1	1	0	0	0	0	0	0	1	0	0	0	0	0	0	0	.286
Feb. 22	DELAWARE STATE											CANCELED									
Feb. 25	at Georgia Tech	LF	1	1	1	0	0	0	0	0	0	0	0	0	0	0	0	0	0	0	.375
Feb. 27	vs. Wofford	*CF/LF	3	1	1	1	0	0	0	0	0	0	0	0	0	0	1	0	1	0	.364
Feb. 28	vs. Georgia Southern	*CF/LF	1	0	0	0	0	0	0	0	0	0	0	1	0	0	0	1	0	0	.333
Feb. 28	at #25 Clemson	LF	0	0	0	0	0	0	0	0	0	0	0	0	0	0	0	0	0	0	.333
Mar. 1	at #25 Clemson	PH/CF	1	1	1	1	0	0	0	0	0	0	0	0	1	0	0	1	0	0	.385
Mar. 4	at UAB	*CF/LF	2	1	1	0	0	0	0	0	0	0	0	0	0	0	0	0	0	0	.400
Mar. 6	vs. New Mexico	*CF/LF	2	0	0	0	0	0	0	0	0	0	0	0	0	0	1	0	0	0	.353
Mar. 6	at South Alabama	PR/LF	0	0	0	0	0	0	0	0	0	0	0	0	0	0	0	0	0	0	.353
Mar. 7	vs. New Mexico	LF	0	0	0	0	0	0	0	0	0	0	0	0	0	0	0	0	0	0	.353
Mar. 7	vs. Samford	*CF/LF	2	1	2	1	0	0	0	0	0	0	0	0	1	0	0	0	0	0	.421
Mar. 8	at South Alabama	*CF/LF	1	0	0	0	0	0	0	2	1	0	0	0	0	0	0	0	0	0	.400
Mar. 10	SOUTHEAST MISSOURI	LF	1	0	1	0	0	0	0	0	0	0	0	0	0	0	0	1	0	0	.429
Mar. 10	SOUTHEAST MISSOURI	*CF/LF	2	1	0	0	0	0	0	0	0	0	0	0	0	0	0	1	1	0	.391
Mar. 13	#1 TENNESSEE*																				
Mar. 14	#1 TENNESSEE*																				
Mar. 15	#1 TENNESSEE*																				
Mar. 18	UAB																				
Mar. 20	at #15 Georgia*																				
Mar. 21	at #15 Georgia*																				
Mar. 22	at #15 Georgia*																				
Mar. 25	UT MARTIN																				
Mar. 28	#23 SOUTH CAROLINA*																				
Mar. 29	#23 SOUTH CAROLINA*																				
Mar. 30	#23 SOUTH CAROLINA*																				
Apr. 3	at #5 Florida*																				
Apr. 4	at #5 Florida*																				
Apr. 5	at #5 Florida*																				
Apr. 10	#8 ARKANSAS*																				
Apr. 11	#8 ARKANSAS*																				
Apr. 12	#8 ARKANSAS*																				
Apr. 17	at #16 Texas A&M*																				
Apr. 18	at #16 Texas A&M*																				
Apr. 19	at #16 Texas A&M*																				
Apr. 24	#20 LSU*																				
Apr. 25	#20 LSU*																				
Apr. 26	#20 LSU*																				
Apr. 30	at Ole Miss*																				
May 1	at Ole Miss*																				
May 2	at Ole Miss*																				

	AVG	GP-GS	AB	R	H	2B	3B	HR	RBI	TB	SLG	BB	HBP	K	GDP	OBP	SF	SH	SB-SBA	PO	A	E	FLD
2024*	.306	44-40	121	22	37	3	0	1	7	43	.355	8	2	25	0	.359	0	4	9-10	58	2	4	.938
2025*	.381	50-48	134	32	51	3	4	0	27	62	.463	23	1	14	0	.472	1	5	4-4	58	2	1	.984
2026	.391	27-7	23	9	9	0	0	0	6	9	.391	2	1	2	0	.429	2	1	2-2	11	2	0	1.000
TOTAL	**.349**	**121-95**	**278**	**63**	**97**	**6**	**4**	**1**	**40**	**114**	**.410**	**33**	**4**	**41**	**0**	**.421**	**3**	**10**	**15-16**	**127**	**6**	**5**	**.964**

** at Utah State*

23 DES RIVERA C/INF

SENIOR | R/R | 5-6 // CHINO, CALIF. (BISHOP AMAT MEMORIAL HS / OREGON STATE / IOWA)

VIEW FULL BIO ON HAILSTATE.COM »

SEASON HIGHS

At-Bats	4	at Georgia Tech, 2/25/26
Hits	2	6x, last, Southeast Missouri, 3/10/26
Runs Scored	1	10x, last, Southeast Missouri, 3/10/26
Runs Batted In	3	2x,last, Delaware State, 2/21/26
Doubles	2	at Clemson, 3/1/26
Triples		
Home Runs	1	3x, last, at Georgia Tech, 2/25/26
Walks	1	4x, last, vs. New Mexico, 3/7/26
Stolen Bases	1	vs. Wofford, 2/27/26
Putouts	15	Belmont, 2/21/26
Assists	3	at UAB, 3/4/26
Hitting Streak	7 gm	2/21/26, Belmont to 3/1/26, at Clemson

CAREER HIGHS

At-Bats	5	at Arizona, 4/28/23
Hits	3	3x, last, Arizona State, 5/6/23
Runs Scored	2	3x, last, vs. Abilene Christian, 2/15/25
Runs Batted In	3	5x, last, Delaware State, 2/21/26
Doubles	2	3x, last, at Clemson, 3/1/26
Triples		
Home Runs	1	6x, last, at Georgia Tech, 2/25/26
Walks	2	6x, last, Rutgers, 5/4/25
Stolen Bases	1	vs. Wofford, 2/27/26
Putouts	17	Utah, 5/12/22
Assists	4	at UCLA, 4/8/23
Hitting Streak	8 gm	4/15/23, Washington to 5/7/23, Arizona State

NOTEWORTHY

- Has played in 25 of 28 games, starting 21 at catcher or designated player.
- Batting .345 (19-for-55) on the year.
- Fifth on the team in RBIs (15).
- Ranks fifth nationally in sacrifice flies (4).
- Went 2-for-2 with two RBIs against **SE Missouri (3/10)** and added a sacrifice fly in the second game.
- Doubled **vs. Samford (3/7)**.
- Hit a sacrifice fly **at South Alabama (3/6)**.
- Caught a runner stealing **at UAB (3/4)**.
- Picked up a pair of doubles in the win **at No. 25 Clemson (3/1)**.
- Has reached safely in eight straight games.
- Homered **at Georgia Tech (2/25)** as part of a two-hit day.
- Hit a two-run homer and a sacrifice fly against **Delaware State (2/21)**.
- Drove in two runs against **Belmont (2/21)** while recording a season-high 15 putouts.
- Went 2-for-2 with a walk and run scored against **Rutgers (2/14)**.
- Homered and doubled against **Southern Miss (2/10)**.
- Hit a sacrifice fly **vs. New Mexico (2/7)**.
- Picked a runner off first **vs. Wichita State (2/6)** and later provided a sacrifice bunt to move the tying run over.
- Played and started in 52 of 53 games at catcher for Iowa last spring.
- Led the Big Ten and ranked No. 18 nationally with 15 runners caught stealing in 2025.

MULTI-HIT GAMES

	2	3	4	5+	TOTAL
2022*	3	--	--	--	3
2023*	3	3	--	--	6
2025^	8	--	--	--	8
2026	6	--	--	--	6
TOTAL	**20**	**3**	**--**	**--**	**23**

MULTI-RBI GAMES

	2	3	4	5+	TOTAL
2022*	2	1	--	--	3
2023*	--	1	--	--	1
2025^	3	1	--	--	4
2026	2	2	--	--	4
TOTAL	**7**	**5**	**--**	**--**	**12**

RIVERA'S GAME-BY-GAME STATS

DATE	OPPONENT	POS	AB	R	H	RBI	2B	3B	HR	BB	SB	CS	HBP	SH	SF	GDP	K	PO	A	E	AVG
Feb. 5	at Baylor	*C	2	1	0	0	0	0	0	0	0	0	0	0	0	1	0	4	2	0	.000
Feb. 6	vs. Northwestern State		DNP																		
Feb. 6	vs. Wichita State	*C	1	0	0	0	0	0	0	0	0	0	0	1	0	0	0	6	2	0	.000
Feb. 7	vs. New Mexico	PR/C	0	1	0	1	0	0	0	0	0	0	0	0	1	0	0	5	0	0	.000
Feb. 10	SOUTHERN MISS	*C	3	1	2	3	1	0	1	0	0	0	0	0	0	0	0	10	0	0	.333
Feb. 13	MURRAY STATE		DNP																		
Feb. 13	RUTGERS	*C	3	0	0	0	0	0	0	0	0	0	0	0	0	0	0	7	1	0	.222
Feb. 14	RUTGERS	*C	2	1	2	0	0	0	0	1	0	0	0	0	0	0	0	12	1	0	.364
Feb. 14	NORTH TEXAS	C	DNP																		
Feb. 15	NORTH TEXAS	*C	1	0	0	0	0	0	0	0	0	0	0	0	0	0	0	6	0	0	.333
Feb. 18	MEMPHIS	*C	3	0	1	0	0	0	0	0	0	0	0	0	0	0	0	10	0	0	.333
Feb. 20	BELMONT	PH	1	0	0	0	0	0	0	0	0	0	0	0	0	0	0	0	0	0	.313
Feb. 20	SAMFORD	*C	2	0	0	0	0	0	0	0	0	0	0	0	0	0	0	8	1	0	.278
Feb. 21	BELMONT	*C	3	0	1	2	0	0	0	0	0	0	0	0	0	1	0	15	0	0	.286
Feb. 21	DELAWARE STATE	DP	1	1	1	3	0	0	1	0	0	0	0	0	1	0	0	0	0	0	.318
Feb. 22	DELAWARE STATE											CANCELED									
Feb. 25	at Georgia Tech	*C	4	1	2	1	0	0	1	0	0	0	0	0	0	0	0	14	0	0	.346
Feb. 27	vs. Wofford	*C	3	1	2	1	0	0	0	0	1	0	0	1	0	0	0	9	0	0	.379
Feb. 28	vs. Georgia Southern	*C	2	0	1	0	0	0	0	0	0	0	0	0	0	0	0	0	0	0	.387
Feb. 28	at #25 Clemson	*DP	3	0	1	0	0	0	0	0	0	0	0	0	0	0	0	8	1	0	.382
Mar. 1	at #25 Clemson	*C	3	1	2	0	2	0	0	1	0	0	0	0	0	0	0	6	0	0	.405
Mar. 4	at UAB	*C	3	0	0	0	0	0	0	1	0	0	0	0	0	0	0	5	3	0	.375
Mar. 6	vs. New Mexico	C	1	0	0	0	0	0	0	0	0	0	0	0	0	0	0	1	0	0	.366
Mar. 6	at South Alabama	*C	2	0	0	1	0	0	0	0	0	0	0	0	1	0	0	14	1	0	.349
Mar. 7	vs. New Mexico	*DP/C	2	0	0	0	0	0	0	1	0	0	0	0	0	0	0	2	0	0	.333
Mar. 7	vs. Samford	*C	3	1	1	0	1	0	0	0	0	0	0	0	0	0	0	10	1	0	.333
Mar. 8	at South Alabama	*C	3	0	1	0	0	0	0	0	0	0	0	0	0	0	0	7	0	0	.333
Mar. 10	SOUTHEAST MISSOURI	*DP	2	1	2	2	0	0	0	0	0	0	0	0	0	0	0	0	0	0	.358
Mar. 10	SOUTHEAST MISSOURI	*C	2	0	0	1	0	0	0	0	0	0	0	0	1	0	0	11	0	0	.345
Mar. 13	#1 TENNESSEE*																				
Mar. 14	#1 TENNESSEE*																				
Mar. 15	#1 TENNESSEE*																				
Mar. 18	UAB																				
Mar. 20	at #15 Georgia*																				
Mar. 21	at #15 Georgia*																				
Mar. 22	at #15 Georgia*																				
Mar. 25	UT MARTIN																				
Mar. 28	#23 SOUTH CAROLINA*																				
Mar. 29	#23 SOUTH CAROLINA*																				
Mar. 30	#23 SOUTH CAROLINA*																				
Apr. 3	at #5 Florida*																				
Apr. 4	at #5 Florida*																				
Apr. 5	at #5 Florida*																				
Apr. 10	#8 ARKANSAS*																				
Apr. 11	#8 ARKANSAS*																				
Apr. 12	#8 ARKANSAS*																				
Apr. 17	at #16 Texas A&M*																				
Apr. 18	at #16 Texas A&M*																				
Apr. 19	at #16 Texas A&M*																				
Apr. 24	#20 LSU*																				
Apr. 25	#20 LSU*																				
Apr. 26	#20 LSU*																				
Apr. 30	at Ole Miss*																				
May 1	at Ole Miss*																				
May 2	at Ole Miss*																				

	AVG	GP-GS	AB	R	H	2B	3B	HR	RBI	TB	SLG	BB	HBP	K	GDP	OBP	SF	SH	SB-SBA	PO	A	E	FLD
2022*	.180	48-45	122	7	22	3	0	1	13	28	.230	7	4	20	1	.248	0	1	0-0	328	21	0	1.000
2023*	.302	34-32	86	7	26	3	0	0	7	29	.337	4	3	6	0	.355	0	1	0-0	168	21	3	.984
2024^												Redshirt Year											
2025^	.290	52-52	138	9	40	9	0	2	22	55	.399	22	5	10	3	.404	1	7	0-0	230	25	5	.981
2026	.345	25-21	55	10	19	4	0	3	15	32	.582	4	0	0	2	.365	4	2	1-1	170	13	0	1.000
TOTAL	**.267**	**159-150**	**401**	**33**	**107**	**19**	**0**	**6**	**57**	**144**	**.359**	**37**	**12**	**36**	**6**	**.343**	**5**	**11**	**1-1**	**896**	**80**	**8**	**.992**

** at Oregon State | ^ at Iowa*

24 MORGAN STILES INF

SOPHOMORE | 5-7 | R/R // ATHENS, ALA. (ATHENS HS)

VIEW FULL BIO ON HAILSTATE.COM »

SEASON HIGHS

At-Bats	5	vs. New Mexico, 2/6/26
Hits	4	Rutgers, 2/13/26
Runs Scored	3	Rutgers, 2/13/26
Runs Batted In	3	at Baylor, 2/6/26
Doubles	2	Rutgers, 2/13/26
Triples		
Home Runs	1	2x, last, vs. New Mexico, 2/6/26
Walks	2	3x, last, Southeast Missouri, 3/10/26
Stolen Bases	1	Southeast Missouri, 3/10/26
Putouts	4	2x, last, vs New Mexico, 3/7/2026
Assists	4	3x, last, at South Alabama, 3/8/26
Hitting Streak	12 gm	5/16/25, vs. Washington to 2/14/26, Rutgers

CAREER HIGHS

At-Bats	5	vs. New Mexico, 2/6/26
Hits	4	Rutgers, 2/13/26
Runs Scored	3	Rutgers, 2/13/26
Runs Batted In	3	3x, last, at Baylor, 2/6/26
Doubles	2	Rutgers, 2/13/26
Triples	1	at Northwestern, 3/22/25
Home Runs	1	9x, last, vs. New Mexico, 2/6/26
Walks	2	4x, last, Southeast Missouri, 3/10/26
Stolen Bases	1	Southeast Missouri, 3/10/26
Putouts	6	at Texas Tech, 5/18/25
Assists	5	2x, last, Samford, 2/18/25
Hitting Streak	12 gm	5/16/25, vs. Washington to 2/14/26, Rutgers

NOTEWORTHY

- Has started all 28 games at shortstop.
- Softball America's No. 10 shortstop in March.
- Second on the team with a .376 (32-for-85) average and in hits, runs (23) and on-base percentage (.480).
- Tied for the team lead in walks and third in total bases (42).
- Has reached base to start the first inning in 19 of 28 games.
- Drove in two runs with two hits against **SE Missouri (3/10)** and stole a base.
- Collected two hits **at South Alabama (3/6)**.
- Went 2-for-3 **at No. 25 Clemson (2/28)**.
- Singled, walked and scored twice **vs. Georgia Southern (2/28)**.
- Singled, walked twice and drove in a run **vs. Wofford (2/27)**.
- Doubled, walked and scored twice against **Delaware State (2/21)**.
- Doubled in a two-hit day against **Belmont (2/21)**.
- Went 2-for-3 with two RBIs and a walk against **North Texas (2/15)**.
- Went 6-for-7 on the opening day of **The Snowman (2/13-15)** with a career-high four hits against **Rutgers (2/13)**, including two doubles.
- Led off the game **vs. New Mexico (2/7)** with a homer.
- Went 2-for-4 **vs. Wichita State (2/6)**.
- Walked twice, singled and scored **vs. Northwestern State (2/6)**.
- Was a perfect 3-for-3 on Opening Day **at Baylor (2/5)** while drawing a walk and hitting a three-run homer.
- Played in 56 games, starting 51 primarily at second base, last spring.
- Boasted a .587 slugging percentage in conference games, which was third on the team.

MULTI-HIT GAMES

	2	3	4	5+	TOTAL
2025	8	2	--	--	10
2026	7	1	1	--	9
TOTAL	**15**	**3**	**1**	**--**	**19**

MULTI-RBI GAMES

	2	3	4	5+	TOTAL
2025	8	2	--	--	10
2026	3	1	--	--	4
TOTAL	**11**	**3**	**--**	**--**	**14**

STILES' GAME-BY-GAME STATS

DATE	OPPONENT	POS	AB	R	H	RBI	2B	3B	HR	BB	SB	CS	HBP	SH	SF	GDP	K	PO	A	E	AVG
Feb. 5	at Baylor	*SS	3	2	3	3	0	0	1	1	0	0	0	0	0	0	0	0	0	0	1.000
Feb. 6	vs. Northwestern State	*SS	2	1	1	0	0	0	0	2	0	0	0	0	0	0	0	1	0	0	.800
Feb. 6	vs. Wichita State	*SS	4	1	2	0	0	0	0	0	0	0	0	0	0	0	0	3	3	0	.667
Feb. 7	vs. New Mexico	*SS	5	1	1	1	0	0	1	0	0	0	0	0	0	0	1	0	1	0	.500
Feb. 10	SOUTHERN MISS	*SS	3	0	1	0	0	0	0	0	0	0	0	0	0	0	1	2	0	0	.471
Feb. 13	MURRAY STATE	*SS	3	1	2	0	0	0	0	0	0	0	0	0	0	0	0	0	1	0	.500
Feb. 13	RUTGERS	*SS	4	3	4	2	2	0	0	0	0	0	0	0	0	0	0	0	0	0	.583
Feb. 14	RUTGERS	*SS	3	1	1	0	0	0	0	1	0	0	0	0	0	0	0	3	0	0	.556
Feb. 14	NORTH TEXAS	*SS	3	0	0	1	0	0	0	1	0	0	0	0	0	0	0	0	4	0	.500
Feb. 15	NORTH TEXAS	*SS	3	1	2	2	0	0	0	1	0	0	0	0	0	0	0	1	1	0	.515
Feb. 18	MEMPHIS	*SS	2	1	0	0	0	0	0	1	0	0	1	0	0	0	0	0	1	0	.486
Feb. 20	BELMONT	*SS	3	0	0	0	0	0	0	0	0	0	0	0	0	0	2	0	3	0	.447
Feb. 20	SAMFORD	*SS	2	1	0	0	0	0	0	1	0	0	0	1	0	1	0	4	2	0	.425
Feb. 21	BELMONT	*SS	3	1	2	0	1	0	0	0	0	0	1	0	0	0	0	0	2	0	.442
Feb. 21	DELAWARE STATE	*SS	2	2	1	0	1	0	0	1	0	0	0	0	0	0	0	1	0	0	.444
Feb. 22	DELAWARE STATE											CANCELED									
Feb. 25	at Georgia Tech	*SS	4	0	1	0	0	0	0	0	0	0	0	0	0	0	0	0	0	0	.429
Feb. 27	vs. Wofford	*SS	2	1	1	1	0	0	0	2	0	0	0	0	0	0	0	1	1	0	.431
Feb. 28	vs. Georgia Southern	*SS	2	2	1	0	0	0	0	1	0	0	0	0	0	0	0	0	0	0	.434
Feb. 28	at #25 Clemson	*SS	3	0	2	0	0	0	0	0	0	0	0	0	0	0	0	1	0	0	.446
Mar. 1	at #25 Clemson	*SS	3	1	0	0	0	0	0	1	0	0	0	0	0	0	0	0	0	0	.424
Mar. 4	at UAB	*SS	4	1	1	0	0	0	0	0	0	0	0	0	0	0	0	0	1	0	.413
Mar. 6	vs. New Mexico	*SS	3	0	0	0	0	0	0	0	0	0	0	0	0	0	0	3	2	1	.394
Mar. 6	at South Alabama	*SS	4	1	2	0	0	0	0	0	0	0	0	0	0	0	0	1	1	0	.400
Mar. 7	vs. New Mexico	*SS	3	0	0	0	0	0	0	0	0	0	0	0	0	0	1	1	4	0	.384
Mar. 7	vs. Samford	*SS	3	0	1	0	0	0	0	0	0	0	0	0	0	0	1	0	0	0	.382
Mar. 8	at South Alabama	*SS	4	0	1	0	0	0	0	0	0	0	0	0	0	0	0	1	4	0	.375
Mar. 10	SOUTHEAST MISSOURI	*SS/DP	3	1	2	2	0	0	0	0	1	0	0	0	0	0	0	0	1	1	.386
Mar. 10	SOUTHEAST MISSOURI	*SS	2	0	0	0	0	0	0	2	0	0	0	0	0	0	0	1	2	0	.376
Mar. 13	#1 TENNESSEE*																				
Mar. 14	#1 TENNESSEE*																				
Mar. 15	#1 TENNESSEE*																				
Mar. 18	UAB																				
Mar. 20	at #15 Georgia*																				
Mar. 21	at #15 Georgia*																				
Mar. 22	at #15 Georgia*																				
Mar. 25	UT MARTIN																				
Mar. 28	#23 SOUTH CAROLINA*																				
Mar. 29	#23 SOUTH CAROLINA*																				
Mar. 30	#23 SOUTH CAROLINA*																				
Apr. 3	at #5 Florida*																				
Apr. 4	at #5 Florida*																				
Apr. 5	at #5 Florida*																				
Apr. 10	#8 ARKANSAS*																				
Apr. 11	#8 ARKANSAS*																				
Apr. 12	#8 ARKANSAS*																				
Apr. 17	at #16 Texas A&M*																				
Apr. 18	at #16 Texas A&M*																				
Apr. 19	at #16 Texas A&M*																				
Apr. 24	#20 LSU*																				
Apr. 25	#20 LSU*																				
Apr. 26	#20 LSU*																				
Apr. 30	at Ole Miss*																				
May 1	at Ole Miss*																				
May 2	at Ole Miss*																				

	AVG	GP-GS	AB	R	H	2B	3B	HR	RBI	TB	SLG	BB	HBP	K	GDP	OBP	SF	SH	SB-SBA	PO	A	E	FLD
2025	.331	56-51	130	32	43	3	1	7	33	69	.531	15	2	13	2	.403	2	2	0-0	83	70	8	.950
2026	.376	28-28	85	23	32	4	0	2	12	42	.494	15	2	6	1	.480	0	1	1-1	24	34	2	.967
TOTAL	**.349**	**84-79**	**215**	**55**	**75**	**7**	**1**	**9**	**45**	**111**	**.516**	**30**	**4**	**19**	**3**	**.434**	**2**	**3**	**1-1**	**107**	**104**	**10**	**.955**

31 SYDNEY CARROLL UTL

FRESHMAN | R/R | 6-2 // CHELSEA, ALA. (CHELSEA HS)

VIEW FULL BIO ON HAILSTATE.COM »

SEASON HIGHS

At-Bats	
Hits	
Runs Scored	
Runs Batted In	
Doubles	
Triples	
Home Runs	
Walks	
Stolen Bases	
Putouts	
Assists	
Hitting Streak	

CAREER HIGHS

At-Bats	
Hits	
Runs Scored	
Runs Batted In	
Doubles	
Triples	
Home Runs	
Walks	
Stolen Bases	
Putouts	
Assists	
Hitting Streak	

NOTEWORTHY

» Has not seen game action.
» Attended Chelsea High School where her team won the regular-season title three times (2022-24).
» Began playing with the varsity team in eighth grade and was called up when the program reached the 6A and 7A area championships in 2021.
» Led Chelsea in home runs in 2022, 2023, and 2024.
» Played travel ball with the Mississippi Bombers helping the team complete an undefeated season in 2023-24 and reach a No. 2 national ranking.

CARROLL'S GAME-BY-GAME STATS

DATE	OPPONENT	POS	AB	R	H	RBI	2B	3B	HR	BB	SB	CS	HBP	SH	SF	GDP	K	PO	A	E	AVG
Feb. 5	at Baylor		DNP																		
Feb. 6	vs. Northwestern State		DNP																		
Feb. 6	vs. Wichita State		DNP																		
Feb. 7	vs. New Mexico		DNP																		
Feb. 10	SOUTHERN MISS		DNP																		
Feb. 13	MURRAY STATE		DNP																		
Feb. 13	RUTGERS		DNP																		
Feb. 14	RUTGERS		DNP																		
Feb. 14	NORTH TEXAS		DNP																		
Feb. 15	NORTH TEXAS		DNP																		
Feb. 18	MEMPHIS		DNP																		
Feb. 20	BELMONT		DNP																		
Feb. 20	SAMFORD		DNP																		
Feb. 21	BELMONT		DNP																		
Feb. 21	DELAWARE STATE		DNP																		
Feb. 22	DELAWARE STATE											CANCELED									
Feb. 25	at Georgia Tech		DNP																		
Feb. 27	vs. Wofford		DNP																		
Feb. 28	vs. Georgia Southern		DNP																		
Feb. 28	at #25 Clemson		DNP																		
Mar. 1	at #25 Clemson		DNP																		
Mar. 4	at UAB		DNP																		
Mar. 6	vs. New Mexico		DNP																		
Mar. 6	at South Alabama		DNP																		
Mar. 7	vs. New Mexico		DNP																		
Mar. 7	vs. Samford		DNP																		
Mar. 8	at South Alabama		DNP																		
Mar. 10	SOUTHEAST MISSOURI		DNP																		
Mar. 10	SOUTHEAST MISSOURI		DNP																		
Mar. 13	#1 TENNESSEE*																				
Mar. 14	#1 TENNESSEE*																				
Mar. 15	#1 TENNESSEE*																				
Mar. 18	UAB																				
Mar. 20	at #15 Georgia*																				
Mar. 21	at #15 Georgia*																				
Mar. 22	at #15 Georgia*																				
Mar. 25	UT MARTIN																				
Mar. 28	#23 SOUTH CAROLINA*																				
Mar. 29	#23 SOUTH CAROLINA*																				
Mar. 30	#23 SOUTH CAROLINA*																				
Apr. 3	at #5 Florida*																				
Apr. 4	at #5 Florida*																				
Apr. 5	at #5 Florida*																				
Apr. 10	#8 ARKANSAS*																				
Apr. 11	#8 ARKANSAS*																				
Apr. 12	#8 ARKANSAS*																				
Apr. 17	at #16 Texas A&M*																				
Apr. 18	at #16 Texas A&M*																				
Apr. 19	at #16 Texas A&M*																				
Apr. 24	#20 LSU*																				
Apr. 25	#20 LSU*																				
Apr. 26	#20 LSU*																				
Apr. 30	at Ole Miss*																				
May 1	at Ole Miss*																				
May 2	at Ole Miss*																				

MULTI-HIT GAMES

	2	3	4	5+	TOTAL
2026	--	--	--	--	0
TOTAL	**--**	**--**	**--**	**--**	**0**

MULTI-RBI GAMES

	2	3	4	5+	TOTAL
2026	--	--	--	--	0
TOTAL	**--**	**--**	**--**	**--**	**0**

	AVG	GP-GS	AB	R	H	2B	3B	HR	RBI	TB	SLG	BB	HBP	K	GDP	OBP	SF	SH	SB-SBA	PO	A	E	FLD
2026	--	--	--	--	--	--	--	--	--	--	--	--	--	--	--	--	--	--	--	--	--	--	--
TOTAL	**--**	**--**	**--**	**--**	**--**	**--**	**--**	**--**	**--**	**--**	**--**	**--**	**--**	**--**	**--**	**--**	**--**	**--**	**--**	**--**	**--**	**--**	**--**

33 KINLEY KELLER OF

FRESHMAN | R/R | 5-9 // NEW BRAUNFELS, TEXAS (DAVENPORT HS)

VIEW FULL BIO ON HAILSTATE.COM »

SEASON HIGHS

At-Bats	3	4x, last, at South Alabama, 3/6/26
Hits	3	North Texas, 2/15/26
Runs Scored	3	North Texas, 2/15/26
Runs Batted In	2	2x, last, at Clemson, 3/1/26
Doubles	2	North Texas, 2/15/26
Triples		
Home Runs	1	at Clemson, 3/1/26
Walks	1	3x, last, vs. New Mexico, 3/7/26
Stolen Bases	1	2x, last, at South Alabama, 3/7/26
Putouts	2	3x, last, Southeast Missouri, 3/10/26
Assists		
Hitting Streak	5 gm	2/10/26, Southern Miss to 2/15/26, North Texas

CAREER HIGHS

At-Bats	3	4x, last, at South Alabama, 3/6/26
Hits	3	North Texas, 2/15/26
Runs Scored	3	North Texas, 2/15/26
Runs Batted In	2	2x, last, at Clemson, 3/1/26
Doubles	2	North Texas, 2/15/26
Triples		
Home Runs	1	at Clemson, 3/1/26
Walks	1	3x, last, vs. New Mexico, 3/7/26
Stolen Bases	1	2x, last, at South Alabama, 3/7/26
Putouts	2	3x, last, Southeast Missouri, 3/10/26
Assists		
Hitting Streak	5 gm	2/10/26, Southern Miss to 2/15/26, North Texas

NOTEWORTHY

- Tabbed to Softball America's Freshman Watch List.
- Has played in all 28 games, making 14 starts in center field.
- Batting .412 (14-for-34).
- Third on the team in doubles (5).
- Went 2-for-3 **at South Alabama (3/6)** with a stolen base.
- Singled in her lone at-bat **at UAB (3/4)**.
- Hit a two-run home run **at No. 25 Clemson (3/1)**.
- Hit a sacrifice fly **vs. Wofford (2/27)**.
- Singled and stole a base against **Delaware State (2/21)**.
- Doubled in a run against **Samford (2/20)**.
- Named **SEC Freshman of the Week (2/16)** for her play at **The Snowman (2/13-15)** where she went 8-for-12 at the plate with four doubles and six runs.
- Went 3-for-3 against **North Texas (2/15)** with a pair of doubles, two RBIs and three runs scored.
- First career hit was a double against **Murray State (2/13)**.
- Drove in a run with a fielder's choice against **Southern Miss (2/10)**.
- Drew a walk in her first career plate appearance **vs. New Mexico (2/7)**.
- Played travel ball with Texas Bombers Gold, winning the 2024 Alliance Fastpitch 18U National Championship and finishing as runners-up in 2025.
- Hit over .300 on the travel circuit every year of her high school career.
- Holds Davenport High School's career batting average (.546) and home run (54) records.

KELLER'S GAME-BY-GAME STATS

DATE	OPPONENT	POS	AB	R	H	RBI	2B	3B	HR	BB	SB	CS	HBP	SH	SF	GDP	K	PO	A	E	AVG
Feb. 5	at Baylor	RF	0	0	0	0	0	0	0	0	0	0	0	0	0	0	0	0	0	0	--
Feb. 6	vs. Northwestern State	CF	0	0	0	0	0	0	0	0	0	0	0	0	0	0	0	1	0	0	--
Feb. 6	vs. Wichita State	CF	0	0	0	0	0	0	0	0	0	0	0	0	0	0	0	1	0	0	--
Feb. 7	vs. New Mexico	CF/RF	0	0	0	0	0	0	0	1	0	0	0	0	0	0	0	2	0	0	--
Feb. 10	SOUTHERN MISS	CF	1	1	0	1	0	0	0	0	0	0	0	0	0	0	0	0	0	0	.000
Feb. 13	MURRAY STATE	CF/RF	1	1	1	0	1	0	0	0	0	0	0	0	0	0	0	0	0	0	.500
Feb. 13	RUTGERS	*CF	2	0	1	0	0	0	0	0	0	0	0	0	0	0	1	0	0	0	.500
Feb. 14	RUTGERS	*CF/RF	2	0	1	1	0	0	0	0	0	0	0	0	0	0	0	0	0	0	.500
Feb. 14	NORTH TEXAS	*CF/RF	3	2	2	0	1	0	0	0	0	0	0	0	0	0	0	1	0	0	.556
Feb. 15	NORTH TEXAS	*CF/RF	3	3	3	2	2	0	0	0	0	0	0	0	0	0	0	0	0	0	.667
Feb. 18	MEMPHIS	*CF/RF	2	1	0	0	0	0	0	1	0	0	0	0	0	0	0	1	0	0	.571
Feb. 20	BELMONT	*CF/RF	1	0	0	0	0	0	0	0	0	0	0	1	0	0	0	1	0	0	.533
Feb. 20	SAMFORD	*CF/RF	3	0	1	1	1	0	0	0	0	0	0	0	0	0	0	0	0	0	.500
Feb. 21	BELMONT	*CF/RF	2	0	0	0	0	0	0	0	0	0	0	0	0	0	0	0	0	0	.450
Feb. 21	DELAWARE STATE	*CF	2	1	1	0	0	0	0	0	1	0	0	0	0	0	0	0	0	0	.455
Feb. 22	DELAWARE STATE											CANCELED									
Feb. 25	at Georgia Tech	*CF	2	0	0	0	0	0	0	0	0	0	0	0	0	0	1	1	0	0	.417
Feb. 27	vs. Wofford	PR/RF	0	0	0	1	0	0	0	0	0	0	0	0	1	0	0	0	0	0	.417
Feb. 28	vs. Georgia Southern	RF	0	0	0	0	0	0	0	0	0	0	0	0	0	0	0	0	0	0	.417
Feb. 28	at #25 Clemson	*CF/RF	2	0	0	0	0	0	0	0	0	0	0	0	0	0	0	0	0	0	.385
Mar. 1	at #25 Clemson	PR/LF	1	2	1	2	0	0	1	0	0	0	0	0	0	0	0	1	0	0	.407
Mar. 4	at UAB	RF	1	0	1	0	0	0	0	0	0	0	0	0	0	0	0	2	0	0	.429
Mar. 6	vs. New Mexico	CF/RF	0	0	0	0	0	0	0	0	0	0	0	0	0	0	0	1	0	0	.429
Mar. 6	at South Alabama	*CF/RF	3	1	2	0	0	0	0	0	1	0	0	0	0	0	0	1	0	0	.452
Mar. 7	vs. New Mexico	*CF/RF	1	0	0	0	0	0	0	1	0	0	0	0	0	0	0	0	0	0	.438
Mar. 7	vs. Samford	RF	0	0	0	0	0	0	0	0	0	0	0	0	0	0	0	0	0	0	.438
Mar. 8	at South Alabama	RF	0	0	0	0	0	0	0	0	0	0	0	0	0	0	0	0	0	0	.438
Mar. 10	SOUTHEAST MISSOURI	*CF/RF	2	1	0	0	0	0	0	0	0	0	0	0	0	0	0	2	0	0	.412
Mar. 10	SOUTHEAST MISSOURI	RF	0	0	0	0	0	0	0	0	0	0	0	0	0	0	0	1	0	0	.412
Mar. 13	#1 TENNESSEE*																				
Mar. 14	#1 TENNESSEE*																				
Mar. 15	#1 TENNESSEE*																				
Mar. 18	UAB																				
Mar. 20	at #15 Georgia*																				
Mar. 21	at #15 Georgia*																				
Mar. 22	at #15 Georgia*																				
Mar. 25	UT MARTIN																				
Mar. 28	#23 SOUTH CAROLINA*																				
Mar. 29	#23 SOUTH CAROLINA*																				
Mar. 30	#23 SOUTH CAROLINA*																				
Apr. 3	at #5 Florida*																				
Apr. 4	at #5 Florida*																				
Apr. 5	at #5 Florida*																				
Apr. 10	#8 ARKANSAS*																				
Apr. 11	#8 ARKANSAS*																				
Apr. 12	#8 ARKANSAS*																				
Apr. 17	at #16 Texas A&M*																				
Apr. 18	at #16 Texas A&M*																				
Apr. 19	at #16 Texas A&M*																				
Apr. 24	#20 LSU*																				
Apr. 25	#20 LSU*																				
Apr. 26	#20 LSU*																				
Apr. 30	at Ole Miss*																				
May 1	at Ole Miss*																				
May 2	at Ole Miss*																				

MULTI-HIT GAMES

	2	3	4	5+	TOTAL
2026	2	1	--	--	3
TOTAL	**2**	**1**	**--**	**--**	**3**

MULTI-RBI GAMES

	2	3	4	5+	TOTAL
2026	2	--	--	--	2
TOTAL	**2**	**--**	**--**	**--**	**2**

	AVG	GP-GS	AB	R	H	2B	3B	HR	RBI	TB	SLG	BB	HBP	SO	GDP	OBP	SF	SH	SB-ATT	PO	A	E	FLD
2026	.412	28-14	34	13	14	5	0	1	8	22	.647	3	0	2	0	.447	1	1	2-2	16	0	0	1.000
TOTAL	**.412**	**28-14**	**34**	**13**	**14**	**5**	**0**	**1**	**8**	**22**	**.647**	**3**	**0**	**2**	**0**	**.447**	**1**	**1**	**2-2**	**16**	**0**	**0**	**1.000**

41 TAYLOR TROUTMAN INF

REDSHIRT FRESHMAN | 5-10 | L/R // HENDERSON, KY. (HENDERSON COUNTY HS)

VIEW FULL BIO ON HAILSTATE.COM »

SEASON HIGHS

At-Bats	4	vs. Wichita State, 2/6/26
Hits	2	2x, last, vs. New Mexico, 3/6/26
Runs Scored	2	vs. Northwestern State, 2/6/26
Runs Batted In	3	vs. Northwestern State, 2/6/26
Doubles	1	2x, last, Southeast Missouri, 3/10/26
Triples		
Home Runs	2	vs. Northwestern State, 2/6/26
Walks	1	5x, last, Murray State, 2/13/26
Stolen Bases		
Putouts		
Assists		
Hitting Streak	4 gm	2/6/26, vs. Northwestern State to 2/10/16, Southern Miss

CAREER HIGHS

At-Bats	4	vs. Wichita State, 2/6/26
Hits	2	2x, last, vs. New Mexico, 3/6/26
Runs Scored	2	vs. Northwestern State, 2/6/26
Runs Batted In	3	vs. Northwestern State, 2/6/26
Doubles	1	2x, last, Southeast Missouri, 3/10/26
Triples		
Home Runs	2	vs. Northwestern State, 2/6/26
Walks	1	5x, last, Murray State, 2/13/26
Stolen Bases		
Putouts		
Assists		
Hitting Streak	4 gm	2/6/26, vs. Northwestern State to 2/10/16, Southern Miss

NOTEWORTHY

- Has played in 21 of 28 games, starting 11 as the designated player.
- Batting .333 (12-for-36) on the year.
- Doubled against **SE Missouri (3/10)**.
- Singled twice **vs. New Mexico (3/6)**.
- Delivered a pinch-hit double against **Samford (2/20)**.
- drove in a run against **Memphis (2/18)**.
- Walked and singled **vs. New Mexico (2/7)** and against **Southern Miss (2/10)**.
- Homered in her first two career at-bats **vs. Northwestern State (2/6)** and later walked.
- Walked in her first career plate appearance **at Baylor (2/5)** as a pinch hitter.
- Missed the 2025 season while recovering from a torn ACL in the fall and redshirted.
- Tabbed the No. 8 player in the 2024 class by Perfect Game and the No. 9 player nationally by Extra Inning Softball.
- Selected to the PGF Futures All-American Game and Triple Crown Futures All-American Game.
- Played at Henderson County High School where she holds school records in career RBIs and home runs and is among the top 10 in school history for batting average, hits, runs and triples.

TROUTMAN'S GAME-BY-GAME STATS

DATE	OPPONENT	POS	AB	R	H	RBI	2B	3B	HR	BB	SB	CS	HBP	SH	SF	GDP	K	PO	A	E	AVG
Feb. 5	at Baylor	PH	0	0	0	0	0	0	0	1	0	0	0	0	0	0	0	0	0	0	--
Feb. 6	vs. Northwestern State	*DP	2	2	2	3	0	0	2	1	0	0	0	0	0	0	0	0	0	0	1.000
Feb. 6	vs. Wichita State	*DP	4	0	1	0	0	0	0	0	0	0	0	0	0	0	1	0	0	0	.500
Feb. 7	vs. New Mexico	*DP	3	1	1	0	0	0	0	1	0	0	0	0	0	0	0	0	0	0	.444
Feb. 10	SOUTHERN MISS	*DP	2	0	1	0	0	0	0	1	0	0	0	0	0	0	0	0	0	0	.455
Feb. 13	MURRAY STATE	*DP	1	1	0	1	0	0	0	1	0	0	0	0	0	0	1	0	0	0	.417
Feb. 13	RUTGERS	PH	1	0	0	0	0	0	0	0	0	0	0	0	0	0	0	0	0	0	.385
Feb. 14	RUTGERS	PH	1	0	1	0	0	0	0	0	0	0	0	0	0	0	0	0	0	0	.429
Feb. 14	NORTH TEXAS	*DP	3	0	1	0	0	0	0	0	0	0	0	0	0	0	0	0	0	0	.412
Feb. 15	NORTH TEXAS	*DP	2	0	0	0	0	0	0	0	0	0	0	0	0	0	0	0	0	0	.368
Feb. 18	MEMPHIS	PH	1	0	1	1	0	0	0	0	0	0	0	0	0	0	0	0	0	0	.400
Feb. 20	BELMONT	*DP	2	0	0	0	0	0	0	0	0	0	0	0	0	0	2	0	0	0	.364
Feb. 20	SAMFORD	PH	1	0	1	0	1	0	0	0	0	0	0	0	0	0	0	0	0	0	.391
Feb. 21	BELMONT	PH	1	0	0	0	0	0	0	0	0	0	0	0	0	0	1	0	0	0	.375
Feb. 21	DELAWARE STATE	PH	1	0	0	0	0	0	0	0	0	0	0	0	0	0	0	0	0	0	.360
Feb. 22	DELAWARE STATE											CANCELED									
Feb. 25	at Georgia Tech	PH	1	0	0	0	0	0	0	0	0	0	0	0	0	0	0	0	0	0	.346
Feb. 27	vs. Wofford		DNP																		
Feb. 28	vs. Georgia Southern		DNP																		
Feb. 28	at #25 Clemson		DNP																		
Mar. 1	at #25 Clemson	*DP	2	0	0	0	0	0	0	0	0	0	0	0	0	0	0	0	0	0	.321
Mar. 4	at UAB		DNP																		
Mar. 6	vs. New Mexico	*DP	3	0	2	0	0	0	0	0	0	0	0	0	0	0	0	0	0	0	.355
Mar. 6	at South Alabama	*DP	3	0	0	0	0	0	0	0	0	0	0	0	0	0	1	0	0	0	.324
Mar. 7	vs. New Mexico		DNP																		
Mar. 7	vs. Samford		DNP																		
Mar. 8	at South Alabama	PH	1	0	0	0	0	0	0	0	0	0	0	0	0	0	1	0	0	0	.314
Mar. 10	SOUTHEAST MISSOURI		DNP																		
Mar. 10	SOUTHEAST MISSOURI	PH	1	0	1	0	1	0	0	0	0	0	0	0	0	0	0	0	0	0	.333
Mar. 13	#1 TENNESSEE*																				
Mar. 14	#1 TENNESSEE*																				
Mar. 15	#1 TENNESSEE*																				
Mar. 18	UAB																				
Mar. 20	at #15 Georgia*																				
Mar. 21	at #15 Georgia*																				
Mar. 22	at #15 Georgia*																				
Mar. 25	UT MARTIN																				
Mar. 28	#23 SOUTH CAROLINA*																				
Mar. 29	#23 SOUTH CAROLINA*																				
Mar. 30	#23 SOUTH CAROLINA*																				
Apr. 3	at #5 Florida*																				
Apr. 4	at #5 Florida*																				
Apr. 5	at #5 Florida*																				
Apr. 10	#8 ARKANSAS*																				
Apr. 11	#8 ARKANSAS*																				
Apr. 12	#8 ARKANSAS*																				
Apr. 17	at #16 Texas A&M*																				
Apr. 18	at #16 Texas A&M*																				
Apr. 19	at #16 Texas A&M*																				
Apr. 24	#20 LSU*																				
Apr. 25	#20 LSU*																				
Apr. 26	#20 LSU*																				
Apr. 30	at Ole Miss*																				
May 1	at Ole Miss*																				
May 2	at Ole Miss*																				

MULTI-HIT GAMES

	2	3	4	5+	TOTAL
2026	2	--	--	--	2
TOTAL	**2**	**--**	**--**	**--**	**2**

MULTI-RBI GAMES

	2	3	4	5+	TOTAL
2026	--	1	--	--	1
TOTAL	**--**	**1**	**--**	**--**	**1**

	AVG	GP-GS	AB	R	H	2B	3B	HR	RBI	TB	SLG	BB	HBP	SO	GDP	OBP	SF	SH	SB-ATT	PO	A	E	FLD
2025												Redshirt Year											
2026	.333	21-11	36	4	12	2	0	2	5	20	.556	5	0	7	0	.415	0	0	0-0	0	0	0	.000
TOTAL	**.333**	**21-11**	**36**	**4**	**12**	**2**	**0**	**2**	**5**	**20**	**.556**	**5**	**0**	**7**	**0**	**.415**	**0**	**0**	**0-0**	**0**	**0**	**0**	**.000**

42 KALANI SELLS OF

SOPHOMORE | 5-4 | R/R // JASPER, TEXAS (JASPER HS)

VIEW FULL BIO ON HAILSTATE.COM »

SEASON HIGHS

At-Bats	2	2x, last, Southeast Missouri, 3/10/26
Hits	1	3x, last, Southeast Missouri, 3/10/26
Runs Scored	1	3x, last, vs. Georgia Southern, 2/28/26
Runs Batted In	3	Rutgers, 2/14/26
Doubles		
Triples		
Home Runs	1	Rutgers, 2/14/26
Walks	1	vs. Wofford, 2/27/26
Stolen Bases	1	vs. Northwestern State, 2/6/26
Putouts	2	at Clemson, 2/28/26
Assists		
Hitting Streak	1 gm	3x, last, 3/10/26, Southeast Missouri to current

CAREER HIGHS

At-Bats	2	2x, last, Southeast Missouri, 3/10/26
Hits	1	3x, last, Southeast Missouri, 3/10/26
Runs Scored	1	13x, last, Georgia Southern, 2/28/26
Runs Batted In	3	Rutgers, 2/14/26
Doubles		
Triples		
Home Runs	1	Rutgers, 2/14/26
Walks	1	2x, last, vs. Wofford, 2/27/26
Stolen Bases	1	4x, last, vs. Northwestern State, 2/6/26
Putouts	3	2x, last, Ole Miss, 5/2/25
Assists		
Hitting Streak	1 gm	3x, last, 3/10/26, Southeast Missouri to current

NOTEWORTHY

- Has played in all 28 games off the bench and is State's most-used substitute.
- Has subbed in to play an outfield position in every game.
- Recorded two putouts **at No. 25 Clemson (2/28)**.
- Scored as a pinch runner **vs. Georgia Southern (2/28)**.
- Singled and scored off the bench against **Delaware State (2/21)**.
- Homered for her first career hit against **Rutgers (2/13)**, driving in three.
- Pinch ran **vs. Northwestern State (2/6)** and stole a base.
- Has subbed in to play center and left field in every game.
- Played in 54 games, making one start in left field, last year.
- Was State's most-used substitute in 2025.
- Younger sister of fellow Bulldog Kiarra Sells.

SELLS' GAME-BY-GAME STATS

DATE	OPPONENT	POS	AB	R	H	RBI	2B	3B	HR	BB	SB	CS	HBP	SH	SF	GDP	K	PO	A	E	AVG
Feb. 5	at Baylor	CF	0	0	0	0	0	0	0	0	0	0	0	0	0	0	0	0	0	0	--
Feb. 6	vs. Northwestern State	PR/CF	0	0	0	0	0	0	0	0	1	0	0	0	0	0	0	0	0	0	--
Feb. 6	vs. Wichita State	CF	0	0	0	0	0	0	0	0	0	0	0	0	0	0	0	0	0	0	--
Feb. 7	vs. New Mexico	PR/CF	0	0	0	0	0	0	0	0	0	0	0	0	0	0	0	0	0	0	--
Feb. 10	SOUTHERN MISS	LF	0	0	0	0	0	0	0	0	0	0	0	0	0	0	0	0	0	0	--
Feb. 13	MURRAY STATE	CF	0	0	0	0	0	0	0	0	0	0	0	0	0	0	0	0	0	0	--
Feb. 13	RUTGERS	PR/LF	0	0	0	0	0	0	0	0	0	0	0	0	0	0	0	0	0	0	--
Feb. 14	RUTGERS	CF	1	1	1	3	0	0	1	0	0	0	0	0	0	0	0	0	0	0	1.000
Feb. 14	NORTH TEXAS	CF	0	0	0	0	0	0	0	0	0	0	0	0	0	0	0	0	0	0	1.000
Feb. 15	NORTH TEXAS	LF/CF	0	0	0	0	0	0	0	0	0	0	0	0	0	0	0	0	0	0	1.000
Feb. 18	MEMPHIS	LF/CF	1	0	0	0	0	0	0	0	0	0	0	0	0	0	0	0	0	0	.500
Feb. 20	BELMONT	CF	0	0	0	0	0	0	0	0	0	0	0	0	0	0	0	0	0	0	.500
Feb. 20	SAMFORD	CF	0	0	0	0	0	0	0	0	0	0	0	0	0	0	0	0	0	0	.500
Feb. 21	BELMONT	CF	0	0	0	0	0	0	0	0	0	0	0	0	0	0	0	0	0	0	.500
Feb. 21	DELAWARE STATE	RF	2	1	1	0	0	0	0	0	0	0	0	0	0	0	1	0	0	0	.500
Feb. 22	DELAWARE STATE											CANCELED									
Feb. 25	at Georgia Tech	CF	0	0	0	0	0	0	0	0	0	0	0	0	0	0	0	0	0	0	.500
Feb. 27	vs. Wofford	CF	0	0	0	0	0	0	0	1	0	0	0	0	0	0	0	0	0	0	.500
Feb. 28	vs. Georgia Southern	PR/CF	1	1	0	0	0	0	0	0	0	0	0	0	0	0	0	0	0	0	.400
Feb. 28	at #25 Clemson	CF	0	0	0	0	0	0	0	0	0	0	0	0	0	0	0	2	0	0	.400
Mar. 1	at #25 Clemson	RF/CF	0	0	0	0	0	0	0	0	0	0	0	0	0	0	0	0	0	0	.400
Mar. 4	at UAB	CF	0	0	0	0	0	0	0	0	0	0	0	0	0	0	0	0	0	0	.400
Mar. 6	vs. New Mexico	CF	0	0	0	0	0	0	0	0	0	0	0	0	0	0	0	1	0	0	.400
Mar. 6	at South Alabama	CF	0	0	0	0	0	0	0	0	0	0	0	0	0	0	0	0	0	0	.400
Mar. 7	vs. New Mexico	CF	0	0	0	0	0	0	0	0	0	0	0	0	0	0	0	0	0	0	.400
Mar. 7	vs. Samford	CF	0	0	0	0	0	0	0	0	0	0	0	0	0	0	0	0	0	0	.400
Mar. 8	at South Alabama	CF	0	0	0	0	0	0	0	0	0	0	0	0	0	0	0	1	0	0	.400
Mar. 10	SOUTHEAST MISSOURI	CF	0	0	0	0	0	0	0	0	0	0	0	0	0	0	0	0	0	0	.400
Mar. 10	SOUTHEAST MISSOURI	PR/CF	2	0	1	0	0	0	0	0	0	0	0	0	0	0	0	0	0	0	.429
Mar. 13	#1 TENNESSEE*																				
Mar. 14	#1 TENNESSEE*																				
Mar. 15	#1 TENNESSEE*																				
Mar. 18	UAB																				
Mar. 20	at #15 Georgia*																				
Mar. 21	at #15 Georgia*																				
Mar. 22	at #15 Georgia*																				
Mar. 25	UT MARTIN																				
Mar. 28	#23 SOUTH CAROLINA*																				
Mar. 29	#23 SOUTH CAROLINA*																				
Mar. 30	#23 SOUTH CAROLINA*																				
Apr. 3	at #5 Florida*																				
Apr. 4	at #5 Florida*																				
Apr. 5	at #5 Florida*																				
Apr. 10	#8 ARKANSAS*																				
Apr. 11	#8 ARKANSAS*																				
Apr. 12	#8 ARKANSAS*																				
Apr. 17	at #16 Texas A&M*																				
Apr. 18	at #16 Texas A&M*																				
Apr. 19	at #16 Texas A&M*																				
Apr. 24	#20 LSU*																				
Apr. 25	#20 LSU*																				
Apr. 26	#20 LSU*																				
Apr. 30	at Ole Miss*																				
May 1	at Ole Miss*																				
May 2	at Ole Miss*																				

MULTI-HIT GAMES

	2	3	4	5+	TOTAL
2025	--	--	--	--	0
2026	--	--	--	--	0
TOTAL	**--**	**--**	**--**	**--**	**0**

MULTI-RBI GAMES

	2	3	4	5+	TOTAL
2025	--	--	--	--	0
2026	--	1	--	--	1
TOTAL	**--**	**1**	**--**	**--**	**1**

	AVG	GP-GS	AB	R	H	2B	3B	HR	RBI	TB	SLG	BB	HBP	K	GDP	OBP	SF	SH	SB-SBA	PO	A	E	FLD
2025	.000	54-1	6	10	0	0	0	0	0	0	.000	1	0	2	0	.143	0	0	3-4	22	0	0	1.000
2026	.429	28-0	7	3	3	0	0	1	3	6	.857	1	0	1	0	.500	0	0	1-1	4	0	0	1.000
TOTAL	**.231**	**82-1**	**13**	**13**	**3**	**0**	**0**	**1**	**3**	**6**	**.462**	**2**	**0**	**3**	**0**	**.333**	**0**	**0**	**4-5**	**26**	**0**	**0**	**1.000**

48 DELAINEY EVERETT P

JUNIOR | L/L | 5-5 // OAKDALE, CALIF. (OAKDALE HS)

VIEW FULL BIO ON HAILSTATE.COM »

SEASON HIGHS

Innings	2.0	Southeast Missouri, 3/10/26
Longest Start		
Shortest Start		
Longest Relief	2.0	Southeast Missouri, 3/10/26
Strikeouts		
Walks	1	2x, last, Southeast Missouri, 3/10/26
Hits	2	Southeast Missouri, 3/10/26
Runs		
Earned Runs		
Pitch Count	32	Southeast Missouri, 3/10/26
Putouts		
Assists	2	Southeast Missouri, 3/10/26

CAREER HIGHS

Innings	5.0	4x, last, Ole Miss, 5/2/25
Longest Start	5.0	4x, last, Ole Miss, 5/2/25
Shortest Start	1.0	Missouri, 4/12/25
Longest Relief	4.0	2x, last, Ole Miss, 5/3/25
Strikeouts	7	2x, last, at Tennessee, 4/5/25
Walks	3	at Oklahoma, 4/20/25
Hits	9	at Texas Tech, 5/17/25
Runs	5	2x, last, at Texas Tech, 5/17/25
Earned Runs	5	Florida, 3/28/24
Pitch Count	93	Alcorn State, 3/3/24
Putouts	1	4x, last, at Texas Tech, 5/17/25
Assists	2	3x, last, Southeast Missouri, 3/10/26

NOTEWORTHY

» Has made three appearances in relief.
» Missed the first 16 games with an injury.
» Tossed 2.0 scoreless innings against **SE Missouri (3/10)**.
» Threw 1.0 scoreless inning **at UAB (3/4)**.
» Induced a double play **vs. Wofford (2/27)** in her first action of the season.
» Made 25 appearances with 16 starts in 2025, leading the team with a 2.92 ERA.
» Posted a 10-2 record last spring.
» Averaged 1.41 walks per seven innings, which was second in the SEC in 2025.
» Ranked sixth in the conference in strikeout-to-walk ratio (3.27) last year.
» Led the SEC with just eight walks in league play.

EVERETT'S GAME-BY-GAME STATS

DATE	OPPONENT	GS	DEC	IP	H	R	ER	BB	SO	2B	3B	HR	WP	HBP	IBB	BF	PC	ERA	PO	A	E
Feb. 5	at Baylor		DNP - Injured																		
Feb. 6	vs. Northwestern State		DNP - Injured																		
Feb. 6	vs. Wichita State		DNP - Injured																		
Feb. 7	vs. New Mexico		DNP - Injured																		
Feb. 10	SOUTHERN MISS		DNP - Injured																		
Feb. 13	MURRAY STATE		DNP - Injured																		
Feb. 13	RUTGERS		DNP - Injured																		
Feb. 14	RUTGERS		DNP - Injured																		
Feb. 14	NORTH TEXAS		DNP - Injured																		
Feb. 15	NORTH TEXAS		DNP - Injured																		
Feb. 18	MEMPHIS		DNP - Injured																		
Feb. 20	BELMONT		DNP - Injured																		
Feb. 20	SAMFORD		DNP - Injured																		
Feb. 21	BELMONT		DNP - Injured																		
Feb. 21	DELAWARE STATE		DNP - Injured																		
Feb. 22	DELAWARE STATE											CANCELED									
Feb. 25	at Georgia Tech		DNP - Injured																		
Feb. 27	vs. Wofford		--	0.2	1	0	0	1	0	0	0	0	0	0	0	3	10	0.00	0	0	0
Feb. 28	vs. Georgia Southern		DNP																		
Feb. 28	at #25 Clemson		DNP																		
Mar. 1	at #25 Clemson		DNP																		
Mar. 4	at UAB		--	1.0	1	0	0	0	0	0	0	0	0	0	0	4	9	0.00	0	0	0
Mar. 6	vs. New Mexico		DNP																		
Mar. 6	at South Alabama		DNP																		
Mar. 7	vs. New Mexico		DNP																		
Mar. 7	vs. Samford		DNP																		
Mar. 8	at South Alabama		DNP																		
Mar. 10	SOUTHEAST MISSOURI		DNP																		
Mar. 10	SOUTHEAST MISSOURI		W	2.0	2	0	0	1	0	0	0	0	0	0	0	8	32	0.00	0	2	0
Mar. 13	#1 TENNESSEE*																				
Mar. 14	#1 TENNESSEE*																				
Mar. 15	#1 TENNESSEE*																				
Mar. 18	UAB																				
Mar. 20	at #15 Georgia*																				
Mar. 21	at #15 Georgia*																				
Mar. 22	at #15 Georgia*																				
Mar. 25	UT MARTIN																				
Mar. 28	#24 SOUTH CAROLINA*																				
Mar. 29	#24 SOUTH CAROLINA*																				
Mar. 30	#24 SOUTH CAROLINA*																				
Apr. 3	at #5 Florida*																				
Apr. 4	at #5 Florida*																				
Apr. 5	at #5 Florida*																				
Apr. 10	#8 ARKANSAS*																				
Apr. 11	#8 ARKANSAS*																				
Apr. 12	#8 ARKANSAS*																				
Apr. 17	at #16 Texas A&M*																				
Apr. 18	at #16 Texas A&M*																				
Apr. 19	at #16 Texas A&M*																				
Apr. 24	#20 LSU*																				
Apr. 25	#20 LSU*																				
Apr. 26	#20 LSU*																				
Apr. 30	at Ole Miss*																				
May 1	at Ole Miss*																				
May 2	at Ole Miss*																				

STANDOUT GAMES

	2026	CAREER
5+ Strikeouts	--	3
10+ Strikeouts	--	--
2-run or less CG	--	1

STREAKS

	ACTIVE	CAREER
Wins	--	6
Scoreless Innings	5.0	15.0

	ERA	W-L	APP	GS	CG	SHO	SV	IP	H	R	ER	BB	SO	2B	3B	HR	BF	B/AVG	WP	HP	PO	A	E	FLD
2024	2.78	4-0	14	1	1	1	0	27.2	25	11	11	7	37	3	1	1	119	.227	4	1	1	5	0	1.000
2025	2.92	10-2	25	16	1	1	2	74.1	82	39	31	15	49	11	1	13	323	.278	3	5	4	8	2	.857
2026	0.00	1-0	3	0	0	0	0	3.2	4	0	0	2	0	0	0	0	15	.308	0	0	0	2	0	1.000
TOTAL	**2.78**	**15-2**	**42**	**17**	**2**	**2**	**2**	**105.2**	**111**	**50**	**42**	**24**	**86**	**14**	**2**	**14**	**457**	**.266**	**7**	**6**	**5**	**15**	**2**	**.909**

83 XIANE ROMERO INF

SOPHOMORE | 5-4 | R/R // LAKE ELSINORE, CALIF. (TEMESCAL CANYON HS)

VIEW FULL BIO ON HAILSTATE.COM »

SEASON HIGHS

At-Bats	3	5x, last, vs. New Mexico, 3/7/26
Hits	1	5x, last, vs. Samford, 3/7/26
Runs Scored	2	vs. Samford, 3/7/26
Runs Batted In	1	5x, last, Southeast Missouri, 3/10/26
Doubles	1	2x, last, vs. Samford, 3/7/26
Triples	1	at Clemson, 3/1/26
Home Runs	1	vs. Northwestern State, 2/6/26
Walks	1	5x, last, Southeast Missouri, 3/10/26
Stolen Bases	1	2x, last, at South Alabama, 3/7/26
Putouts	3	3x, last, at UAB, 3/4/26
Assists	4	vs. Wichita State, 2/6/26
Hitting Streak	2 gm	2/5/26, at Baylor to 2/6/26, vs. Northwestern State

CAREER HIGHS

At-Bats	3	6x, last, vs. New Mexico, 3/7/26
Hits	2	Louisiana, 3/5/25
Runs Scored	2	2x, last, vs. Samford, 3/7/26
Runs Batted In	2	Louisiana, 3/5/25
Doubles	1	3x, last, vs. Samford, 3/7/26
Triples	1	at Clemson, 3/1/26
Home Runs	1	vs. Northwestern State, 2/6/26
Walks	1	7x, last, Southeast Missouri, 3/10/26
Stolen Bases	1	3x, last, at South Alabama, 3/7/26
Putouts	5	Bethune-Cookman, 2/8/25
Assists	4	vs. Wichita State, 2/6/26
Hitting Streak	2 gm	2/5/26, at Baylor to 2/6/26, vs. Northwestern State

NOTEWORTHY

- Has played in 15 games, starting 11 at second base.
- Batting .179 (5-for-28) on the year.
- Walked and brought home a run against **SE Missouri (3/10)**.
- Doubled and scored twice **vs. Samford (3/7)**.
- Walked and scored **at UAB (3/4)**.
- Hit an RBI triple **at No. 25 Clemson (3/1)**.
- Returned to the field **vs. Wofford (2/27)**, pinch hitting and playing second base.
- Missed 14 games with an injury.
- Handled seven total chances **vs. Wichita State (2/6)** while driving in a run and providing a sacrifice bunt before leaving with an injury.
- Hit first career homer **vs. Northwestern State (2/6)**.
- Singled and drove in a run **at Baylor (2/5)** on Opening Day.
- Played in 30 games, making eight starts at second base last year and also saw time at third.
- Primarily a defensive replacement, but batted .250 (4-for-16).
- Went 5-for-10 in MSU's Fall World Series with five RBIs, two homers and two walks.

MULTI-HIT GAMES

	2	3	4	5+	TOTAL
2025	1	--	--	--	1
2026	--	--	--	--	0
TOTAL	**1**	**--**	**--**	**--**	**1**

MULTI-RBI GAMES

	2	3	4	5+	TOTAL
2025	1	--	--	--	1
2026	--	--	--	--	0
TOTAL	**1**	**--**	**--**	**--**	**1**

ROMERO'S GAME-BY-GAME STATS

DATE	OPPONENT	POS	AB	R	H	RBI	2B	3B	HR	BB	SB	CS	HBP	SH	SF	GDP	K	PO	A	E	AVG
Feb. 5	at Baylor	*2B	3	1	1	1	0	0	0	0	0	0	0	0	0	0	0	3	2	0	.333
Feb. 6	vs. Northwestern State	*2B	3	1	1	1	0	0	1	0	0	0	0	0	0	0	2	1	2	1	.333
Feb. 6	vs. Wichita State	*2B/DP	2	1	0	1	0	0	0	0	0	0	0	1	0	0	0	3	4	0	.250
Feb. 7	vs. New Mexico		DNP - Injured																		
Feb. 10	SOUTHERN MISS		DNP - Injured																		
Feb. 13	MURRAY STATE		DNP - Injured																		
Feb. 13	RUTGERS		DNP - Injured																		
Feb. 14	RUTGERS		DNP - Injured																		
Feb. 14	NORTH TEXAS		DNP - Injured																		
Feb. 15	NORTH TEXAS		DNP - Injured																		
Feb. 18	MEMPHIS		DNP - Injured																		
Feb. 20	BELMONT		DNP - Injured																		
Feb. 20	SAMFORD		DNP - Injured																		
Feb. 21	BELMONT		DNP - Injured																		
Feb. 21	DELAWARE STATE		DNP - Injured																		
Feb. 22	DELAWARE STATE											CANCELED									
Feb. 25	at Georgia Tech		DNP - Injured																		
Feb. 27	vs. Wofford	PH/2B	1	0	0	0	0	0	0	0	0	0	0	0	0	0	0	0	0	0	.222
Feb. 28	vs. Georgia Southern	PH	0	1	0	0	0	0	0	1	1	0	0	0	0	0	0	0	0	0	.222
Feb. 28	at #25 Clemson	PH/2B	1	0	0	0	0	0	0	0	0	0	0	0	0	0	0	0	0	0	.200
Mar. 1	at #25 Clemson	*2B	2	0	1	1	0	1	0	1	0	0	0	0	0	0	1	0	3	0	.250
Mar. 4	at UAB	*2B	2	1	0	0	0	0	0	1	0	0	0	0	0	0	0	3	2	0	.214
Mar. 6	vs. New Mexico	*2B	3	0	1	0	1	0	0	0	0	0	0	0	0	0	0	1	2	0	.235
Mar. 6	at South Alabama	*2B	3	0	0	0	0	0	0	0	1	0	0	0	0	0	1	1	0	0	.200
Mar. 7	vs. New Mexico	*2B	3	0	0	0	0	0	0	0	0	0	0	0	0	0	0	1	1	0	.174
Mar. 7	vs. Samford	*2B	2	2	1	0	1	0	0	0	0	0	0	0	0	0	0	0	0	0	.200
Mar. 8	at South Alabama	*2B	2	0	0	0	0	0	0	1	0	1	0	0	0	0	0	2	0	0	.185
Mar. 10	SOUTHEAST MISSOURI	*2B	1	1	0	1	0	0	0	1	0	0	0	0	0	0	0	1	0	0	.179
Mar. 10	SOUTHEAST MISSOURI	PR	0	0	0	0	0	0	0	0	0	0	0	0	0	0	0	0	0	0	.179
Mar. 13	#1 TENNESSEE*																				
Mar. 14	#1 TENNESSEE*																				
Mar. 15	#1 TENNESSEE*																				
Mar. 18	UAB																				
Mar. 20	at #15 Georgia*																				
Mar. 21	at #15 Georgia*																				
Mar. 22	at #15 Georgia*																				
Mar. 25	UT MARTIN																				
Mar. 28	#23 SOUTH CAROLINA*																				
Mar. 29	#23 SOUTH CAROLINA*																				
Mar. 30	#23 SOUTH CAROLINA*																				
Apr. 3	at #5 Florida*																				
Apr. 4	at #5 Florida*																				
Apr. 5	at #5 Florida*																				
Apr. 10	#8 ARKANSAS*																				
Apr. 11	#8 ARKANSAS*																				
Apr. 12	#8 ARKANSAS*																				
Apr. 17	at #16 Texas A&M*																				
Apr. 18	at #16 Texas A&M*																				
Apr. 19	at #16 Texas A&M*																				
Apr. 24	#20 LSU*																				
Apr. 25	#20 LSU*																				
Apr. 26	#20 LSU*																				
Apr. 30	at Ole Miss*																				
May 1	at Ole Miss*																				
May 2	at Ole Miss*																				

	AVG	GP-GS	AB	R	H	2B	3B	HR	RBI	TB	SLG	BB	HBP	K	GDP	OBP	SF	SH	SB-SBA	PO	A	E	FLD
2025	.250	30-8	16	6	4	1	0	0	3	5	.313	2	1	4	0	.350	1	2	1-1	17	20	3	.925
2026	.179	15-11	28	8	5	2	1	1	5	12	.429	5	0	4	0	.303	0	1	2-3	16	16	1	.970
TOTAL	**.205**	**45-19**	**44**	**14**	**9**	**3**	**1**	**1**	**8**	**17**	**.386**	**7**	**1**	**8**	**0**	**.321**	**1**	**3**	**3-4**	**33**	**36**	**4**	**.945**

OVERALL STATS

2026 Mississippi State Softball

Overall Statistics for Mississippi State (as of Mar 11, 2026)

(All games Sorted by Batting avg)

Record: 26-2 Home: 12-1 Away: 6-1 Neutral: 8-0 SEC: 0-0

Player	avg	gp-gs	ab	r	h	2b	3b	hr	rbi	tb	slg%	bb	hp	so	gdp	ob%	sf	sh	sb-att	po	a	e	fld%
9 Kiarra Sells	.449	28-28	78	31	35	9	0	10	24	74	.949	15	2	10	1	.542	1	0	8-9	5	1	0	1.000
24 Morgan Stiles	.376	28-28	85	23	32	4	0	2	12	42	.494	15	2	6	1	.480	0	1	1-1	24	34	2	.967
10 Nadia Barbary	.345	28-28	87	20	30	5	0	8	27	59	.678	10	1	10	1	.410	2	0	1-1	12	35	1	.979
13 Morgan Bernardini	.313	27-27	67	7	21	5	1	2	21	34	.507	5	1	4	1	.360	2	0	0-0	18	0	0	1.000
2 Abby G. Richardson	.250	27-25	60	17	15	6	0	5	19	36	.600	10	0	17	0	.347	2	0	4-4	94	4	2	.980
---																							
6 Carson Smith	.500	2-0	2	1	1	1	0	0	2	2	1.000	0	0	0	0	.500	0	0	0-0	1	1	0	1.000
42 Kalani Sells	.429	28-0	7	3	3	0	0	1	3	6	.857	1	0	1	0	.500	0	0	1-1	4	0	0	1.000
33 Kinley Keller	.412	28-14	34	13	14	5	0	1	8	22	.647	3	0	2	0	.447	1	1	2-2	16	0	0	1.000
22 Tatum Silva	.391	27-7	23	9	9	0	0	0	6	9	.391	2	1	2	0	.429	2	1	2-2	11	2	0	1.000
11 Abigail Stevens	.375	11-3	16	2	6	3	0	1	5	12	.750	1	0	4	0	.412	0	0	0-0	0	0	0	.000
23 Des Rivera	.345	25-21	55	10	19	4	0	3	15	32	.582	4	0	0	2	.365	4	2	1-1	170	13	0	1.000
7 Gabby Schaeffer	.343	24-17	35	15	12	2	0	3	7	23	.657	4	4	7	0	.465	0	2	5-6	12	17	0	1.000
41 Taylor Troutman	.333	21-11	36	4	12	2	0	2	5	20	.556	5	0	7	0	.415	0	0	0-0	0	0	0	.000
1 Gretta Grassel	.333	17-0	3	4	1	0	0	0	1	1	.333	2	0	1	0	.600	0	0	2-2	1	0	0	1.000
19 Anna Carder	.273	24-21	44	5	12	0	0	0	8	12	.273	14	0	11	2	.433	2	0	0-0	79	4	0	1.000
83 Xiane Romero	.179	15-11	28	8	5	2	1	1	5	12	.429	5	0	4	0	.303	0	1	2-3	16	16	1	.970
12 Paige Ernstes	.143	24-11	35	2	5	1	0	0	5	6	.171	4	3	2	0	.273	2	0	0-0	70	4	0	1.000
5 Ally Supan	.000	20-0	3	11	0	0	0	0	0	0	.000	0	0	0	0	.000	0	0	1-1	1	1	0	1.000
Totals	.332	28	698	185	232	49	2	39	173	402	.576	100	14	88	8	.417	18	8	30-33	537	157	8	.989
Opponents	.149	28	616	34	92	13	2	10	31	139	.226	38	8	253	4	.208	2	1	12-15	495	172	27	.961

LOB - Team (159), Opp (95). DPs turned - Team (5), Opp (10).

(All games Sorted by Earned run avg)

Player	era	w-l	app	gs	cg	sho	sv	ip	h	r	er	bb	so	2b	3b	hr	b/avg	wp	hp	bk	sfa	sha
17 Leila Ammon	0.62	7-0	11	9	2	1/2	0	45.1	20	5	4	4	53	5	1	1	.130	2	0	0	0	1
3 Peja Goold	0.77	10-1	16	10	6	4/1	2	64.0	30	9	7	14	86	3	0	2	.136	4	1	0	0	0
4 Alyssa Faircloth	1.84	7-1	16	9	4	0/3	4	61.0	33	16	16	13	112	4	1	5	.157	5	6	0	2	0
---																						
48 Delainey Everett	0.00	1-0	3	0	0	0/1	0	3.2	4	0	0	2	0	0	0	0	.308	0	0	0	0	0
11 Abigail Stevens	0.00	1-0	1	0	0	0/0	0	2.0	1	0	0	3	2	0	0	0	.200	0	0	0	0	0
21 Brinkley Moreton	9.33	0-0	3	0	0	0/0	0	3.0	4	4	4	2	0	1	0	2	.308	0	1	0	0	0
Totals	1.21	26-2	28	28	12	8/3	6	179.0	92	34	31	38	253	13	2	10	.149	11	8	0	2	1
Opponents	6.92	2-26	28	28	5	2/0	0	165.0	232	185	163	100	88	49	2	39	.332	20	14	0	18	8

PB - Team (1), D. Rivera 1, Opp (4). Pickoffs - Team (1), D. Rivera 1. SBA/ATT - D. Rivera (7-9), A. Faircloth (6-7), A. Carder (5-6), A. Stevens (2-3), P. Goold (3-3), L. Ammon (1-2).

GRETTA GRASSEL
SO. | OF | L/R | 5-7
BOSCOBEL, WIS.

ABBY GRACE RICHARDSON
SR. | UTL | R/R | 5-9
BROOKHAVEN, MISS.

PEJA GOOLD
SR. | P | R/R | 5-7
STOCKTON, CALIF.

ALYSSA FAIRCLOTH
JR.| P | L/L | 6-0
NORTHPORT, ALA.

ALLY SUPAN
FR. | UTL | R/R | 5-4
PHENIX CITY, ALA.

CARSON SMITH
FR.| INF | R/R | 5-0
MENDENHALL, MISS.

GABBY SCHAEFFER
FR. | INF | R/R | 5-7
MONROE, N.Y.

KIARRA SELLS
SR. | OF | R/R | 5-6
JASPER, TEXAS

NADIA BARBARY
SR. | INF | R/R | 5-7
DOUGLASVILLE, GA.

ABIGAIL STEVENS
R-FR. | P | R/R | 6-0
BRAXTON, MISS.

PAIGE ERNSTES
SO. | C/INF | R/R | 5-6
NEW PALESTINE, IND.

MORGAN BERNARDINI
SR. | OF | R/R | 5-6
ELKVILLE, ILL.

LEILA AMMON
SO. | P | R/R | 5-11
GULF BREEZE, FLA.

ANNA CARDER
SR. | C | L/R | 5-5
ATHENS, ALA.

SARA PHILLIPS
SO. | P | R/R | 5-10
TRUSSVILLE, ALA.

BRINKLEY MORETON
FR. | P | R/R | 5-7
SUMMERS, ARK.

TATUM SILVA
JR. | OF | L/R | 5-6
RESCUE, CALIF.

DES RIVERA
SR. | C | R/R | 5-6
CHINO, CALIF.



MORGAN STILES
SO. | INF | R/R | 5-7
ATHENS, ALA.

SYDNEY CARROLL
FR. | UTL | R/R | 6-2
CHELSEA, ALA.

KINLEY KELLER
FR. | OF | R/R | 5-9
NEW BRAUNFELS, TEXAS

TAYLOR TROUTMAN
R-FR. | INF | L/R | 5-10
HENDERSON, KY.

KALANI SELLS
SO. | OF | R/R | 5-4
JASPER, TEXAS

DELAINEY EVERETT
JR. | P | L/L | 5-5
OAKDALE, CALIF.

XIANE ROMERO
SO. | INF | R/R | 5-4
LAKE ELSINORE, CALIF.

SAMANTHA RICKETTS
HEAD COACH | IN DUGOUT
7TH SEASON (12TH AT MSU)

TYLER BRATTON
ASSOC. HEAD COACH | THIRD BASE
13TH SEASON

TARYNE MOWATT-MCKINNEY
ASST. COACH | CALLS PITCHES
3RD SEASON



ZAC SHAW
ASST. COACH | 1ST BASE
4TH SEASON

ALYSSA LOZA
PLAYER DEVELOPMENT COORD.
5TH SEASON