



32 ALL-AMERICAN HONORS | 19 NCAA REGIONAL APPEARANCES | 41 ALL-SEC HONORS

2026 SCHEDULE

| | |
|-----------------|-------------|
| RECORD | 33-9 |
| SEC: | 5-7 |
| NON-CONFERENCE: | 28-2 |
| HOME: | 17-4 |
| AWAY: | 8-5 |
| NEUTRAL: | 8-0 |

| DATE | OPPONENT | TV | TIME/RESULT |
|---------|-------------------------------------|---------------------|--------------------|
| Feb. 5 | at Baylor ¹ | ESPN+ | W, 10-0 (5) |
| Feb. 6 | vs. Northwestern State ¹ | ESPN+ | W, 9-3 |
| | vs. Wichita State ¹ | ESPN+ | W, 5-2 (8) |
| Feb. 7 | vs. New Mexico ¹ | ESPN+ | W, 8-1 |
| Feb. 10 | SOUTHERN MISS | SEC Network+ | W, 5-0 |
| Feb. 13 | MURRAY STATE² | SEC Network+ | W, 9-1 (5) |
| | RUTGERS² | SEC Network+ | W, 8-0 (6) |
| Feb. 14 | RUTGERS² | SEC Network+ | W, 7-2 |
| | NORTH TEXAS² | SEC Network+ | W, 3-1 |
| Feb. 15 | NORTH TEXAS² | SEC Network+ | W, 10-2 (5) |
| Feb. 18 | MEMPHIS | SEC Network+ | W, 8-4 |
| Feb. 20 | BELMONT³ | SEC Network+ | L, 0-1 |
| | SAMFORD³ | SEC Network+ | W, 6-2 |
| Feb. 21 | BELMONT³ | SEC Network+ | W, 4-1 |
| | DELAWARE STATE³ | SEC Network+ | W, 19-1 (5) |
| Feb. 22 | DELAWARE STATE³ | SEC Network+ | Canceled |
| Feb. 25 | at Georgia Tech | ACC Network Xtra | W, 8-3 |
| Feb. 27 | vs. Wofford ⁴ | | W, 9-1 (6) |
| Feb. 28 | vs. Georgia Southern ⁴ | | W, 8-0 (5) |
| | at #25/RV Clemson ⁴ | ACC Network Xtra | L, 0-3 |
| Mar. 1 | at #25/RV Clemson ⁴ | ACC Network Xtra | W, 9-1 (6) |
| Mar. 4 | at UAB | ESPN+ | W, 6-1 |
| Mar. 6 | vs. New Mexico ⁵ | | W, 1-0 |
| | at South Alabama ⁵ | ESPN+ | W, 3-1 |
| Mar. 7 | vs. New Mexico ⁵ | | W, 4-0 |
| | vs. Samford ⁵ | | W, 9-1 (5) |
| Mar. 8 | at South Alabama ⁵ | ESPN+ | W, 4-2 |
| Mar. 10 | SOUTHEAST MISSOURI | SEC Network+ | W, 9-0 (5) |
| | SOUTHEAST MISSOURI | SEC Network+ | W, 4-0 |
| Mar. 13 | #1/1 TENNESSEE* | SEC Network+ | L, 1-3 (9) |
| Mar. 14 | #1/1 TENNESSEE* | SEC Network+ | W, 1-0 |
| Mar. 15 | #1/1 TENNESSEE* | SEC Network+ | L, 1-4 |
| Mar. 18 | UAB | SEC Network | W, 4-0 |
| Mar. 20 | at #15/13 Georgia* | SEC Network | L, 3-6 |
| Mar. 21 | at #15/13 Georgia* | SEC Network | W, 3-2 |
| Mar. 22 | at #15/13 Georgia* | SEC Network | L, 4-7 |
| Mar. 25 | UT MARTIN | SEC Network+ | W, 7-0 |
| Mar. 28 | #23/24 SOUTH CAROLINA* | SEC Network+ | L, 0-2 |
| Mar. 29 | #23/24 SOUTH CAROLINA* | SEC Network | W, 2-0 |
| Mar. 30 | #23/24 SOUTH CAROLINA* | SEC Network | W, 4-3 |
| Apr. 3 | at #5/7 Florida* | SEC Network | L, 0-2 |
| Apr. 4 | at #5/7 Florida* | SEC Network | W, 9-5 |
| Apr. 5 | at #5/7 Florida* | SEC Network+ | L, 4-5 |
| Apr. 10 | #8/6 ARKANSAS* | SEC Network+ | 5 p.m. |
| Apr. 11 | #8/6 ARKANSAS* | SEC Network+ | 2 p.m. |
| Apr. 12 | #8/6 ARKANSAS* | SEC Network+ | 11 a.m. |
| Apr. 17 | at #14/13 Texas A&M* | SEC Network | 7:30 p.m. |
| Apr. 18 | at #14/13 Texas A&M* | SEC Network+ | 4 p.m. |
| Apr. 19 | at #14/13 Texas A&M* | SEC Network+ | 1 p.m. |
| Apr. 24 | #21/18 LSU* | SEC Network+ | 5 p.m. |
| Apr. 25 | #21/18 LSU* | SEC Network+ | 2 p.m. |
| Apr. 26 | #21/18 LSU* | SEC Network+ | 11 a.m. |
| Apr. 30 | at Ole Miss* | SEC Network+ | 6 p.m. |
| May 1 | at Ole Miss* | SEC Network+ | 6 p.m. |
| May 2 | at Ole Miss* | SEC Network | 2 p.m. |
| May 5-9 | SEC Tournament ⁶ | SEC Network | TBD |

* Southeastern Conference game | **BOLD** denotes home games | All times CT

¹ Gettnerman Classic (Waco, Texas)
² The Snowman: Alex Wilcox Memorial (Starkville, Miss.)
³ Bulldog Invitational (Starkville, Miss.)
⁴ Tiger Invitational (Clemson, S.C.)
⁵ Jaguar Invitational (Mobile, Ala.)
⁶ SEC Tournament (Lexington, Ky.)

8/6 **ARKANSAS** (33-5, 8-4 SEC) AT 13/15 **MISSISSIPPI STATE** (33-9, 5-7 SEC)

APRIL 10-12 | STARKVILLE, MISS. | NUSZ PARK



HEAD COACH: Samantha Ricketts
RECORD AT MSU: 231-128 (7th Year)
CAREER RECORD: 231-128 (7th Year)
STREAK: Lost 1
LAST 10 GAMES: 5-5
RANKINGS:
 NFCA Coaches - 13 | USA Softball - 15
 D1Softball - 15 | Softball America - 16



HEAD COACH: Courtney Deifel
RECORD AT ARK: 392-184 (11th Year)
CAREER RECORD: 419-211 (12th Year)
STREAK: Won 4
LAST 10 GAMES: 9-1
RANKINGS:
 NFCA Coaches - 8 | USA Softball - 6
 D1Softball - 6 | Softball America - 7

| | AVG | R/G | H/G | SLG | OBP | RBI | SB-ATT | ERA | K/7 | K:BB | OPP | FLD |
|-------------------------------|------|------|------|------|------|-----|--------|------|------|------|------|------|
| #13/16 Mississippi St. | .299 | 5.42 | 7.54 | .509 | .380 | 214 | 35-40 | 1.55 | 9.64 | 5.49 | .160 | .983 |
| #8/6 Arkansas | .370 | 8.81 | 9.50 | .637 | .470 | 304 | 28-30 | 2.38 | 7.03 | 2.47 | .215 | .980 |

FRIDAY, APRIL 10

#8/6 Arkansas at #13/15 Mississippi St. | 5 p.m.

SATURDAY, APRIL 11

#8/6 Arkansas at #13/15 Mississippi St. | 2 p.m.

SUNDAY, APRIL 12

#8/6 Arkansas at #13/15 Mississippi St. | 11 a.m.

TV: SEC Network+ (Will Kollmeyer, Madisyn Farmer)
 RADIO: HailState.com (Ty Golmon)

TV: SEC Network+ (Will Kollmeyer, Madisyn Farmer)
 RADIO: HailState.com (Ty Golmon)

TV: SEC Network+ (Will Kollmeyer, Madisyn Farmer)
 RADIO: HailState.com (Ty Golmon)

SERIES HISTORY

OVERALL: 40-36 | **CURRENT STREAK:** Won 1 | **HOME:** 21-14 | **AWAY:** 18-20 | **NEUTRAL:** 1-2

LAST SERIES: Mar. 22-24, 2024, MSU won in Fayetteville, Ark. (G1: MSU, 6-3 | G2: ARK, 3-0 | G3: MSU, 15-7 [5 inn.])

OPPONENT NOTABLES

The Razorbacks are coming off a sweep of Auburn last weekend where they did not allow a single earned run. That marked the first time since May 3-4, 2000, that the Hogs did not allow an earned run over three games of a conference series. Arkansas returned 99.7 percent of its innings pitched from last season, including all 44 wins, nine saves and 346 strikeouts. Reagan Johnson broke the Arkansas career hits record earlier this season. Freshman Brinli Bain is batting .412 with three home runs, 13 doubles, 30 walks and 29 RBI. Entering the weekend, Bain leads all DI freshmen with a .555 on-base percentage.

LEADING OFF

OFFENSIVE OUTBURST: State's bats broke out in Game 2 at No. 5 Florida (4/4), posting a season-high 14 hits and an SEC-season-high nine runs. Five different hitters had multiple hits, and eight of nine starters had at least one.

POP AT THE TOP: Kiarra Sells has been consistent at the top of the order over the last seven games since moving into the leadoff spot. Since moving to that spot, she is hitting .474 with a 1.512 OPS. For the season, she has reached safely in 60.0 percent (15 of 25) of her leadoff opportunities.

TALE OF TWO SEASONS: Nadia Barbary boasted 30 extra-base hits with eight homers in her first two seasons combined. In the last two seasons, Barbary has posted back-to-back double-digit homer seasons with 43 extra-base hits. She enters the weekend among the MSU career top-10 in both doubles (43, T-7th) and homers (29, 9th).

FILL 'ER UP: Mississippi State has dominated the strike zone, leading the nation with 379 strikeouts, which is sixth-most in program history. The Bulldogs have 310 more strikeouts than walks and also lead the SEC for fewest walks allowed. Meanwhile, only four other teams in the country have reached 300 strikeouts this year.

DOWN ON STRIKES: Alyssa Faircloth became the fastest MSU pitcher to record 100 strikeouts in a season, needing just 55.2 innings to do so. She now boasts 178, which ranks fifth nationally, and is just 22 away from the sixth 200-strikeout in school history.

WIN THE LATE INNINGS: In Mississippi State's SEC games this year, 45 of 71 runs (63.4 percent) scored by both teams came in the fifth inning or later and only 12 total runs combined have been scored in the first two frames.

PROTECTING THE PLATE: The Bulldogs have thrown out 11 runners at the plate this year, including seven when leading by one run, tied or trailing.

PAIGE POWERS UP: Paige Ernstes drove in five runs, the highest single-game RBI total by a Bulldog this year, in Game 2 at No. 5 Florida (4/4). That was one shy of her season total entering that game.

SACRIFICIAL STATE: Des Rivera has tied the MSU single-season record with five sacrifice flies, which is sixth nationally. As a team, the Bulldogs boast 20, which ranks is just one shy from the school record.

PROBABLE STARTING LINEUP

| # | NAME | POS. | YR. | B/T | AVG | AB | R | H | 2B | 3B | HR | RBI | TB | SLG | OBP |
|----|-------------------|------|-----|------|------|-------|----|----|-------|----|----|-----|----|------|-------|
| 9 | Kiarra Sells | RF | Sr. | R/R | .409 | 115 | 38 | 47 | 12 | 0 | 13 | 29 | 98 | .852 | .517 |
| 24 | Morgan Stiles | SS | So. | R/R | .349 | 129 | 26 | 45 | 5 | 0 | 2 | 16 | 56 | .434 | .440 |
| 19 | Anna Carder | DP | Sr. | L/R | .270 | 63 | 6 | 17 | 1 | 0 | 0 | 8 | 18 | .286 | .392 |
| 12 | Paige Ernstes | 1B | So. | R/R | .173 | 52 | 4 | 9 | 3 | 0 | 1 | 15 | 15 | .288 | .308 |
| 13 | Morgan Bernardini | LF | Sr. | R/R | .276 | 105 | 8 | 29 | 7 | 1 | 3 | 23 | 47 | .448 | .322 |
| 10 | Nadia Barbary | 3B | Sr. | R/R | .349 | 129 | 26 | 45 | 8 | 0 | 10 | 33 | 83 | .643 | .415 |
| 23 | Des Rivera | C | Sr. | R/R | .271 | 96 | 11 | 26 | 6 | 0 | 3 | 17 | 41 | .427 | .292 |
| 22 | Tatum Silva | CF | Jr. | L/L | .311 | 45 | 11 | 14 | 1 | 0 | 0 | 6 | 15 | .333 | .353 |
| 83 | Xiane Romero | 2B | So. | R/R | .149 | 47 | 12 | 7 | 3 | 1 | 2 | 8 | 18 | .383 | .245 |
| # | PITCHERS | R/L | YR. | ERA | W-L | G-S | CG | SV | IP | H | R | ER | BB | SO | B/AVG |
| 3 | Peja Goold | RHP | Sr. | 1.42 | 13-6 | 26-17 | 10 | 3 | 108.2 | 53 | 29 | 22 | 27 | 140 | .140 |
| 4 | Alyssa Faircloth | LHP | Jr. | 1.74 | 10-3 | 25-14 | 8 | 4 | 104.2 | 63 | 29 | 26 | 26 | 178 | .173 |
| 17 | Leila Ammon | RHP | So. | 1.18 | 8-0 | 16-11 | 2 | 0 | 53.1 | 28 | 11 | 9 | 9 | 59 | .152 |

LAST 10 GAMES (5-5)

| HITTING LEADERS | AVG | AB | R | H | XBH | RBI |
|-------------------|-------------|-------------|-----------|-----------|-----------|-----------|
| TEAM | .275 | 269 | 36 | 74 | 24 | 34 |
| Kiarra Sells | .480 | 25 | 6 | 12 | 6 | 5 |
| Nadia Barbary | .414 | 29 | 5 | 12 | 5 | 6 |
| Morgan Stiles | .344 | 32 | 3 | 11 | 1 | 3 |
| Anna Carder | .313 | 16 | 1 | 5 | 1 | 0 |
| Kinley Keller | .267 | 15 | 1 | 4 | 1 | 3 |
| Morgan Bernardini | .259 | 27 | 1 | 7 | 2 | 1 |
| PITCHING LEADERS | ERA | IP | H | R | SO | BB |
| TEAM | 2.74 | 66.1 | 47 | 32 | 83 | 21 |
| Peja Goold | 2.42 | 34.2 | 19 | 17 | 40 | 11 |
| Alyssa Faircloth | 2.62 | 26.2 | 21 | 10 | 41 | 7 |
| Leila Ammon | 5.60 | 5.0 | 7 | 5 | 2 | 3 |

MEDIA INFORMATION

SOFTBALL MEDIA PORTAL

Mississippi State has created an online portal for media members covering the Bulldogs' softball program. To access the portal, visit hailst.at/SBMedia. The Softball Press Box Page of HailState.com includes links to credential request forms, media guides, quick facts, game notes, box scores, recaps and team and staff headshots.

CREDENTIALS

Working media must apply for single-game credentials at least 24 hours in advance by visiting hailst.at/SBCreds. Seats will be assigned to credentialed media members. Space is limited inside the Nusz Park press box. Indoor seating priority will be given to team staff, broadcast personnel, production staff and those media members who regularly cover the program. Auxillary seating is located at the top of Section 104.

PHOTOGRAPHERS/VIDEOGRAPHERS

Photographers and videographers are permitted to shoot around Nusz Park in approved areas. Those wishing to shoot a game should meet with Brian Ogden in the press box before the game to be granted field access.

PRESS BOX SERVICES

A complete NCAA box score and pertinent game facts are available to members of the working media following the conclusion of each game. Media members also have access to game notes, statistics, lineups and rosters prior to the start of each game upon request. A pregame meal is also served in the press box approximately one hour prior to each game.

The press box is divided into four separate work areas, with each equipped with high-speed internet and telephone access. It is also set up to accommodate television and team video personnel.

RADIO BROADCASTS

The Nusz Park press box houses radio lines to support home and visitor radio broadcasts. For more information on the phone lines, please contact Brian Ogden in the Communications office.

NUSZ PARK

FAST FACTS

- » Since 2016, MSU is 219-85 in Nusz Park (.723).
- » Opening game at the MSU Softball Field came on Feb. 26, 1997, with the Bulldogs sweeping Samford in a doubleheader.
- » Nusz Park, a \$6 million project, includes 1,000 maroon chairback seats, in addition to an expanded concourse that includes new restrooms and concession stands.
- » The Bulldogs' first action in the new digs came against Georgia Southern, a 6-0 victory on Feb. 11, 2016.
- » MSU opened play at Nusz Park with six-straight victories, including a sweep of the Bulldog Kickoff.
- » State captured its first SEC win at Nusz with a 6-3 win against eventual WCWS finalists and third-ranked Auburn on March 19.
- » Nusz hosted the 2016 SEC Softball Tournament. The four-day event hosted 12 teams and a total of 11 games and drew praise from coaches across the league to ESPN and SEC Network officials.
- » On May 27, 2022 the largest college softball crowd in the history of the state of Mississippi descended on Nusz Park for the Bulldogs' Super Regional with Arizona (2,209). The next day the record was again broken (2,299) where it now stands today.
- » State broke the single-season attendance record in 2024 with 22,349 fans.

BRIAN OGDEN

Softball / Soccer

| | |
|---------|------------------------------|
| Phone | (972) 977-7459 |
| Email | BOgden@athletics.msstate.edu |
| Twitter | @brianogden |

POSTGAME INTERVIEWS

Requested MSU players, along with head coach Samantha Ricketts, will be available for interviews approximately 10 minutes after all games in the film room of the Softball Fieldhouse. In the event of a doubleheader, coaches and student-athletes will be available following their final game of the day.

The Mississippi State locker room and field dugouts are off-limits to the media. Media members must be escorted by a member of the MSU Athletics Communications staff while inside the Softball Fieldhouse.

MSU PLAYER/COACH AVAILABILITY

Players and coaches will be made available to the media upon request. Those wishing to set up an interview must contact Brian Ogden via phone or e-mail. On gameday, players and coaches are only available postgame.

For post-practice interviews, media members should contact Brian Ogden no later than 10 p.m. the night before. In most cases, players will be available for a brief time before and after practices. A weekly schedule is available in each set of game notes.

Telephone interviews can also be scheduled with players on a call-back basis during the week with arrangements made through Brian Ogden.

Media members are NOT permitted to contact student-athletes on their own at any time. This includes phone, Email, text or through social media platforms. Student-athletes' contact information will not be given out.

TOP 15 CROWDS

| ATT. | DATE | OPPONENT | RESULT |
|--------------|-----------------------|------------------|---------------------|
| 2,299 | May 28, 2022 | Arizona | L, 1-7 |
| 2,209 | May 27, 2022 | Arizona | L, 2-3 |
| 2,134 | Mar. 14, 2026 | Tennessee | W, 1-0 |
| 1,903 | March 8, 2025 | Auburn | W, 5-4 |
| 1,870 | May 3, 2025 | Ole Miss | L, 4-6 |
| 1,612 | April 16, 2016 | LSU | L, 2-5 (12) |
| 1,577 | April 12, 2014 | Alabama | W, 4-2 |
| 1,572 | April 13, 2024 | Tennessee | L, 1-6 |
| 1,562 | April 21, 2018 | Florida | L, 2-6 |
| 1,553 | April 12, 2013 | Ole Miss | W, 5-1 |
| 1,547 | April 25, 1998 | Ole Miss | W, 11-0 (5); W, 4-3 |
| 1,520 | April 19, 1997 | Alabama | L, 2-5; W, 2-1 |
| 1,474 | April 2, 2016 | Ole Miss | L, 3-4 |
| 1,439 | April 14, 2024 | Tennessee | L, 3-7 |
| 1,427 | April 15, 2023 | Alabama | L, 0-6 |

Bold denotes a ticketed game

QUICK FACTS

UNIVERSITY

| | |
|------------------------|---------------------------------|
| Location | Starkville, Miss. (Pop. 25,342) |
| Founded | 1878 |
| Enrollment | 23,563 |
| Nickname | Bulldogs |
| Colors | Maroon and White |
| Mascot | Bully |
| Shortened | MSU or State |
| Conference | Southeastern |
| President | Dr. Mark Keenum |
| Athletic Director | Zac Selmon |
| Sr. Associate AD/SWA | Ann Carr |
| Faculty Representative | Brent J. Fountain |

NUSZ PARK

| | |
|----------------------|---------------------|
| Opened | 1997 |
| Renovated | 2016 |
| Capacity | 1,400 |
| Dimensions | L-200, C-220, R-200 |
| All-Time Home Record | 580-283 (.672) |

COACHING STAFF


| | |
|--------------------------------|------------------------------------|
| Head Coach | Samantha Ricketts |
| Alma Mater | Oklahoma, 2005 |
| MSU Record | 231-128 (7th Year, 12th at MSU) |
| MSU SEC Record | 55-75 (7th Year) |
| Career Record | 231-128 (7th Year) |
| Career SEC Record | 55-75 (7th Year) |
| Associate Head Coach | Tyler Bratton (13th Year) |
| Assistant Coach | Taryne Mowatt-McKinney (3rd Year) |
| Assistant Coach | Zac Shaw (4th Year) |
| Player Development Coordinator | Alyssa Loza (5th Year) |
| Director of Operations | Jamie Desporte (5th Year) |
| Certified Athletic Trainer | Macy Simoneaux (8th Year) |
| Strength Coach | Marci Hoppa (3rd Year; 8th at MSU) |
| Athletic Academics Counselor | Lindsay Race |
| Sport Administrators | Maryann Baker / Maya Bulger |

TEAM INFORMATION

| | |
|---------------------------------------|-------------------|
| 2025 Record | 39-19 |
| 2025 SEC Record / Finish | 13-11 / 8th |
| Final Rankings (NFCA / USA / D1 / SA) | 21 / 23 / 25 / 22 |
| Letterwinners Returning / Lost | 13 / 9 |
| Position Starters Returning / Lost | 4 / 5 |
| Pitchers Returning / Lost | 3 / 4 |
| Newcomers | 12 |

PROGRAM HISTORY

| | |
|--|-----------------------|
| Program Years | 1982-86, 1997-present |
| Overall Record (35th season) | 1,095-805 (.576) |
| Overall SEC Record (30th season*) | 312-441 (.414) |
| SEC Tournament Appearances | 23 |
| SEC Tournament Record | 15-31 (.326) |
| NCAA Tournament Appearances | 19 |
| NCAA Tournament Record | 25-39 (.391) |
| NFCA All-American Selections | 18 |
| Easton All-American Selections | 7 |
| D1Softball All-American Selections | 3 |
| Softball America All-American Selections | 4 |
| NFCA All-Region Selections | 59 |
| All-SEC Selections | 41 |
| Freshman All-SEC / All-Newcomer Selections | 15 |
| SEC All-Defense Selections | 3 |
| NFCA All-America Scholar-Athletes | 175 |
| CoSIDA Academic All-American Selections | 11 |



2026 BULLDOG ROSTER

NUMERICAL

| # | NAME | POS. | B/T | HT. | YR. | EXP. | HOMETOWN / HS / PREVIOUS SCHOOL |
|----|-----------------------|-------|-----|------|-------|------|---|
| 1 | Gretta Grassel | OF | L/R | 5-7 | So. | 1L | Boscobel, Wis. / Boscobel HS |
| 2 | Abby Grace Richardson | UTL | R/R | 5-9 | Sr. | 1L | Brookhaven, Miss. / Brookhaven Academy / Copiah-Lincoln CC |
| 3 | Peja Goold | P | R/R | 5-7 | Sr. | TR | Stockton, Calif. / Lincoln HS / Chattanooga |
| 4 | Alyssa Faircloth | P | L/L | 6-0 | Jr. | TR | Northport, Ala. / Tuscaloosa County HS / Troy |
| 5 | Ally Supan | UTL | R/R | 5-4 | Fr. | HS | Phenix City, Ala. / Central HS |
| 6 | Carson Smith | INF | R/R | 5-0 | Fr. | HS | Mendenhall, Miss. / Hartfield Academy |
| 7 | Gabby Schaeffer | INF | R/R | 5-7 | Fr. | HS | Monroe, N.Y. / Monroe-Woodbury HS |
| 9 | Kiarra Sells | OF | R/R | 5-6 | Sr. | 3L | Jasper, Texas / Jasper HS |
| 10 | Nadia Barbary | INF | R/R | 5-7 | Sr. | 3L | Douglasville, Ga. / Chapel Hill HS |
| 11 | Abigail Stevens | P | R/R | 6-0 | R-Fr. | RS | Braxton, Miss. / East Rankin Academy |
| 12 | Paige Ernestes | C/INF | R/R | 5-6 | So. | 1L | New Palestine, Ind. / New Palestine HS |
| 13 | Morgan Bernardini | OF | R/R | 5-6 | Sr. | 3L | Elkville, Ill. / Elverado HS |
| 17 | Leila Ammon | P | R/R | 5-11 | So. | TR | Gulf Breeze, Fla. / Gulf Breeze HS / Middle Tennessee |
| 19 | Anna Carder | C | L/R | 5-5 | Sr. | TR | Athens, Ala. / Athens HS / Southern Illinois |
| 20 | Sara Phillips | P | R/R | 5-10 | So. | 1L | Trussville, Ala. / Hewitt-Trussville HS |
| 21 | Brinkley Moreton | P | R/R | 5-7 | Fr. | HS | Summers, Ark. / Lincoln HS |
| 22 | Tatum Silva | OF | L/L | 5-6 | Jr. | TR | Rescue, Calif. / Ponderosa HS / Utah State |
| 23 | Des Rivera | C | R/R | 5-6 | Sr. | TR | Chino, Calif. / Bishop Amat Memorial HS / Oregon State / Iowa |
| 24 | Morgan Stiles | INF | R/R | 5-7 | So. | 1L | Athens, Ala. / Athens HS |
| 31 | Sydney Carroll | UTL | R/R | 6-2 | Fr. | HS | Chelsea, Ala. / Chelsea HS |
| 33 | Kinley Keller | OF | R/R | 5-9 | Fr. | HS | New Braunfels, Texas / Davenport HS |
| 41 | Taylor Troutman | INF | L/R | 5-10 | R-Fr. | RS | Henderson, Ky. / Henderson County HS |
| 42 | Kalani Sells | OF | R/R | 5-4 | So. | 1L | Jasper, Texas / Jasper HS |
| 48 | Delainey Everett | P | L/L | 5-5 | Jr. | 2L | Oakdale, Calif. / Oakdale HS |
| 83 | Xiane Romero | INF | R/R | 5-4 | So. | 1L | Lake Elsinore, Calif. / Temescal Canyon HS |

ALPHABETICAL

| # | NAME | POS. | B/T | HT. | YR. | EXP. | HOMETOWN / HS / PREVIOUS SCHOOL |
|----|-----------------------|-------|-----|------|-------|------|---|
| 17 | Leila Ammon | P | R/R | 5-11 | So. | TR | Gulf Breeze, Fla. / Gulf Breeze HS / Middle Tennessee |
| 10 | Nadia Barbary | INF | R/R | 5-7 | Sr. | 3L | Douglasville, Ga. / Chapel Hill HS |
| 13 | Morgan Bernardini | OF | R/R | 5-6 | Sr. | 3L | Elkville, Ill. / Elverado HS |
| 19 | Anna Carder | C | L/R | 5-5 | Sr. | TR | Athens, Ala. / Athens HS / Southern Illinois |
| 31 | Sydney Carroll | UTL | R/R | 6-2 | Fr. | HS | Chelsea, Ala. / Chelsea HS |
| 12 | Paige Ernestes | C/INF | R/R | 5-6 | So. | 1L | New Palestine, Ind. / New Palestine HS |
| 48 | Delainey Everett | P | L/L | 5-5 | Jr. | 2L | Oakdale, Calif. / Oakdale HS |
| 4 | Alyssa Faircloth | P | L/L | 6-0 | Jr. | TR | Northport, Ala. / Tuscaloosa County HS / Troy |
| 3 | Peja Goold | P | R/R | 5-7 | Sr. | TR | Stockton, Calif. / Lincoln HS / Chattanooga |
| 1 | Gretta Grassel | OF | L/R | 5-7 | So. | 1L | Boscobel, Wis. / Boscobel HS |
| 33 | Kinley Keller | OF | R/R | 5-9 | Fr. | HS | New Braunfels, Texas / Davenport HS |
| 21 | Brinkley Moreton | P | R/R | 5-7 | Fr. | HS | Summers, Ark. / Lincoln HS |
| 20 | Sara Phillips | P | R/R | 5-10 | So. | 1L | Trussville, Ala. / Hewitt-Trussville HS |
| 2 | Abby Grace Richardson | UTL | R/R | 5-9 | Sr. | 1L | Brookhaven, Miss. / Brookhaven Academy / Copiah-Lincoln CC |
| 23 | Des Rivera | C | R/R | 5-6 | Sr. | TR | Chino, Calif. / Bishop Amat Memorial HS / Oregon State / Iowa |
| 83 | Xiane Romero | INF | R/R | 5-4 | So. | 1L | Lake Elsinore, Calif. / Temescal Canyon HS |
| 7 | Gabby Schaeffer | INF | R/R | 5-7 | Fr. | HS | Monroe, N.Y. / Monroe-Woodbury HS |
| 42 | Kalani Sells | OF | R/R | 5-4 | So. | 1L | Jasper, Texas / Jasper HS |
| 9 | Kiarra Sells | OF | R/R | 5-6 | Sr. | 3L | Jasper, Texas / Jasper HS |
| 22 | Tatum Silva | OF | L/L | 5-6 | Jr. | TR | Rescue, Calif. / Ponderosa HS / Utah State |
| 6 | Carson Smith | INF | R/R | 5-0 | Fr. | HS | Mendenhall, Miss. / Hartfield Academy |
| 11 | Abigail Stevens | P | R/R | 6-0 | R-Fr. | RS | Braxton, Miss. / East Rankin Academy |
| 24 | Morgan Stiles | INF | R/R | 5-7 | So. | 1L | Athens, Ala. / Athens HS |
| 5 | Ally Supan | UTL | R/R | 5-4 | Fr. | HS | Phenix City, Ala. / Central HS |
| 41 | Taylor Troutman | INF | L/R | 5-10 | R-Fr. | RS | Henderson, Ky. / Henderson County HS |

COACHING STAFF

Head Coach: Samantha Ricketts, Seventh season (12th at MSU)
 Associate Head Coach: Tyler Bratton, 13th season
 Assistant Coach: Taryne Mowatt-McKinney, Third season
 Assistant Coach: Zac Shaw, Fourth season
 Director of Operations: Jamie Desporte, Fifth season
 Player Development Coordinator: Alyssa Loza, Fifth season
 Graduate Assistant: Matalasi Faapito, Second season
 Graduate Manager: Sierra Sacco, First season
 Graduate Manager: Lexi Sosa, First season

ROSTER BREAKDOWN

BY CLASS

Seniors (7): Nadia Barbary, Morgan Bernardini, Anna Carder, Peja Goold, Abby Grace Richardson, Des Rivera, Kiarra Sells
 Juniors (3): Delainey Everett, Alyssa Faircloth, Tatum Silva
 Sophomores (7): Leila Ammon, Paige Ernestes, Gretta Grassel, Sara Phillips, Xiane Romero, Kalani Sells, Morgan Stiles
 RS Freshmen (2): Abigail Stevens, Taylor Troutman
 Freshmen (6): Sydney Carroll, Kinley Keller, Brinkley Moreton, Gabby Schaeffer, Carson Smith, Ally Supan

RETURNERS (13)

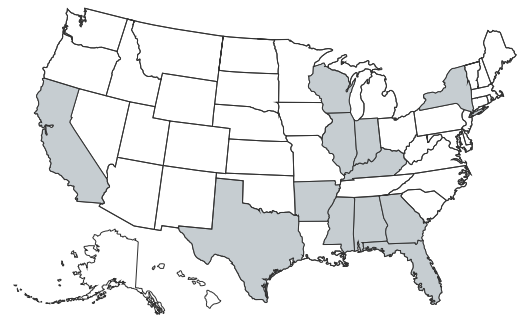
Nadia Barbary, Morgan Bernardini, Paige Ernestes, Delainey Everett, Gretta Grassel, Sara Phillips, Abby Grace Richardson, Xiane Romero, Kalani Sells, Kiarra Sells, Abigail Stevens, Morgan Stiles, Taylor Troutman

NEWCOMERS (12)

Leila Ammon, Anna Carder, Sydney Carroll, Alyssa Faircloth, Peja Goold, Kinley Keller, Brinkley Moreton, Des Rivera, Gabby Schaeffer, Tatum Silva, Carson Smith, Ally Supan

BY HOME STATE

Alabama (6): Anna Carder, Sydney Carroll, Alyssa Faircloth, Sara Phillips, Morgan Stiles, Ally Supan
 California (5): Delainey Everett, Peja Goold, Des Rivera, Xiane Romero
 Mississippi (3): Abby Grace Richardson, Carson Smith, Abigail Stevens
 Texas (3): Kinley Keller, Kiarra Sells, Kalani Sells, Tatum Silva
 Arkansas (1): Brinkley Moreton
 Florida (1): Leila Ammon
 Georgia (1): Nadia Barbary
 Illinois (1): Morgan Bernardini
 Indiana (1): Paige Ernestes
 Kentucky (1): Taylor Troutman
 New York (1): Gabby Schaeffer
 Wisconsin (1): Gretta Grassel



■ Indicates a current Bulldog's home state
 ■ Indicates a player is the first in program history from the state

PRONUNCIATION GUIDE

Leila Ammon ay-men (like Amos but end with N)
 Nadia Barbary bar-buh-ree
 Morgan Bernardini burn-uh-dee-nee
 Paige Ernestes earn-stess
 Delainey Everett de-lainey
 Peja Goold p-Asia (Asia with a P in front of it) ghoul-d
 Xiane Romero zie-ann (sigh with a Z)
 Gabby Schaeffer shay-fur
 Ally Supan soo-pan

Jamie Desporte des-sport
 Matalasi Faapito mah-TAH-lah-see fah-AH-pee-toh
 Taryne Mowatt-McKinney mow-it (like you mow your lawn)
 Sierra Sacco sack-OH

BULLDOGS BY THE NUMBERS

22

COUNTDOWN TO 200: Alyssa Faircloth is just 22 strikeouts away from the sixth 200-strikeout season in MSU history. With 178 already this year, she ranks seventh in State's single-season record book.

379

STRIKEOUTS: Mississippi State leads the nation with 379 strikeouts, which is sixth-most in program history. Only four other teams in the country have reached 300 strikeouts this year.

5

MAGIC NUMBER: The Bulldogs have scored five or more runs in 102 of State's 133 wins (76.7 percent) since 2023, and they are 172-20 under Samantha Ricketts when scoring at least five.

TEAM NOTES

QUICK HITS

- » State boasts 58 doubles, which puts the Bulldogs on pace for 85 in the regular season. Last year, State set a school record with 90.
- » **Nadia Barbary** ranks seventh in school history with 43 career doubles and sixth in MSU's SEC play records with 20 for her career.
- » **Des Rivera** is one of four players nationally and the only one in the SEC without a strikeout.
- » Rivera has tied the MSU single-season record with five sacrifice flies.
- » The Bulldogs' 2025 team slugging percentage (.534) ranked second in single-season school history, and this year's current mark (.509) would be third.
- » The Bulldogs have won the middle game of each SEC series this year.

HIGH WATER MARK

- » Mississippi State has climbed as high as No. 11 in the NFCA Coaches' Poll this season, which is its highest ranking in any poll in program history. Previously, the Bulldogs had reached No. 15 in 2008.
- » The Bulldogs have also achieved their highest ranks in the D1Softball (No. 11) and USA Softball (No. 13) polls.
- » State's highest ranking in any poll entering the season was at No. 11 in the Softball America poll in 2024.
- » The Bulldogs have been as high as No. 9 in the RPI this year, which is MSU's highest mark in program history. Previously, State had climbed as high as No. 19 in the final selection rankings of 2008.

OFFENSIVE OUTBURST

- » State's bats broke out in Game 2 at No. 5 Florida (4/4), posting a season-high 14 hits and an SEC-season-high nine runs.
- » Five different hitters had multiple hits, and eight of nine starters had at least one. **Paige Erntes** drove in five runs, the highest single-game RBI total by a Bulldog this year.
- » State had just 13 extra-base hits in SEC play entering that game and collecting six that day alone, raising the team slugging percentage in conference play by 50 points.

POP AT THE TOP

- » **Kiarra Sells** has been consistent at the top of the order over the last seven games since moving into the leadoff spot.
- » In her first career game as the leadoff hitter against UT Martin (3/25), she reached safely in all three plate appearances with a walk, two-run homer and RBI double.
- » Since that game, she is hitting .474 with a 1.512 OPS.
- » Sells has reached safely in 19 of her last 30 plate appearances since Game 2 at Georgia (3/21).
- » For the season, she has reached safely in 60.0 percent (15 of 25) of her leadoff opportunities.

| KI. SELLS | AB | R | H | 2B | 3B | HR | RBI | AVG | SLG | OBP |
|------------|----|----|----|----|----|----|-----|------|------|------|
| Leadoff | 19 | 4 | 9 | 3 | 0 | 2 | 4 | .474 | .947 | .565 |
| No. 3-hole | 89 | 34 | 38 | 9 | 0 | 11 | 25 | .427 | .899 | .540 |

DAWGS IN DUELS

- » State is no stranger to an old-fashioned pitchers' duel as games featuring the Bulldogs have tended to be the lowest scoring contests in the SEC this year.
- » In conference play alone, State games average 5.92 combined runs between both teams, which is second-lowest in the SEC.
- » What scoring has occurred has often occurred late with 45 of 71 runs (63.4 percent) coming in the fifth inning or later and only 12 total runs combined coming in the first two frames.

AVERAGE RUNS SCORED AND ALLOWED PER GAME IN SEC PLAY

| | |
|----------------------|------|
| 1. South Carolina | 5.25 |
| 2. Mississippi State | 5.92 |
| 3. Tennessee | 5.93 |
| 4. Missouri | 7.75 |
| 5. Florida | 8.60 |

STRONG START

- » State reached the 30-win mark this season faster than any prior year in program history, needing just 36 games.
- » MSU also posted its best record entering conference play in program history this season at 26-2 (.929).
- » The Bulldogs' 18-2 start was tied with the 2006 season for the second-best 20-game start in school history. MSU was 19-1 in 2014.
- » MSU set a program record with 17 wins in the month of February.

BEST RECORDS ENTERING SEC PLAY IN PROGRAM HISTORY

| | WIN PCT. | RECORD | YEAR | FINISH | (SEC) |
|----|----------|--------|------|--------|---------|
| 1. | .929 | 26-2 | 2026 | 27-4 | (1-2) |
| 2. | .905 | 19-2 | 2014 | 39-21 | (10-14) |
| 3. | .893 | 25-3 | 2020 | 25-3 | (0-0)* |

PITCHING POINTS

- » Mississippi State leads the nation in strikeouts (379), strikeouts looking (78) and strikeout-to-walk ratio (5.49) and is second in strikeouts per seven innings (9.64).
- » MSU has 310 more strikeouts than walks, while only five teams in the country have 300 total strikeouts this year.
- » As a team, State's whiff rate (37.6 percent) and called strike plus whiff rate (37.4 percent) lead the nation, and its 1.40 fielding independent pitching mark ranks second.
- » The Bulldogs (1.74) are one of five teams nationally allowing less than 2.00 runs per game.
- » Since the start of 2025, **Peja Goold** has struck out five or more batters in 39 appearances, earning the win in 33 in those games.
- » Three Bulldog arms are among the top five nationally in fielding independent pitching. **Leila Ammon** is second (0.99) while **Alyssa Faircloth** is third (1.00), and Goold is fifth (1.48). All three are top-10 nationally in WHIP as well.

FAIRCLOTH FANS THEM

- » **Alyssa Faircloth** has recorded a career-high 14 strikeouts three times this year, most recently against UAB (Mar. 18). That ranks fifth in MSU single-game history.
- » Faircloth entered the season with one career double-digit strikeout game and now boasts six this year. She ranks fifth nationally in total strikeouts (178) and fourth in strikeouts per seven innings (11.90) while leading the nation in called strike plus whiff rate with a strike on 42.5 percent of her pitches.
- » She has struck out 43.8 percent of batters she has faced, which is second nationally.

HITTING ONE HUNDRED

- » **Alyssa Faircloth** became the fastest MSU pitcher to record 100 strikeouts in a season, needing just 55.2 innings to do so.
- » **Peja Goold** is the fifth-fastest in 73.2 innings.
- » There have been just five 200-strikeout seasons in program history.

| FEWEST IP TO 100 STRIKEOUTS | IP | FINAL K | FINAL IP | |
|-----------------------------|------|---------|----------|-------|
| 1. Alyssa Faircloth | 2026 | 55.2 | 178 | 104.2 |
| 2. Emily Williams | 2021 | 69.0 | 128 | 104.1 |
| 3. Allison Owen | 2013 | 69.1 | 250 | 198.2 |
| 4. Stephanie Becker | 2013 | 71.0 | 159 | 129.0 |
| 5. Peja Goold | 2026 | 73.2 | 140 | 108.2 |

THE TARYNE TREATMENT

- » In three seasons under pitching coach **Taryne Mowatt-McKinney**, the Bulldogs have thrown 62 complete games. State totaled 30 over the three seasons prior to her hiring (2021-23).
- » Mowatt-McKinney has called five no-hitters in her three-season tenure, which already ranks third-most by any Bulldog pitching coach behind Bo Reid (9, 2000-09) and Vann Stuedeman (9, 2012-19).
- » She has coached State pitchers to six national weekly honors. Prior to her arrival, MSU had seen just one pitcher bring home a national weekly honor (Alison Owen, 2013). Her pitchers have won four SEC Pitcher of the Week awards in her short tenure, which is more than the Bulldogs had won in the eight years prior to her arrival.

SHARING THE LOAD

- » Mississippi State's bullpen now features three arms that threw more than 120.0 innings last spring.
- » Last year, only Raelin Chaffin, who went on to a professional career in the AUSL, reached the 120.0-inning mark for State.
- » Both **Peja Goold** (108.2) and **Alyssa Faircloth** (104.2) have eclipsed 100.0 innings already this year.
- » State's seven arms boast a combined 881.0 career innings and tossed 577.1 combined innings last year, which leads the SEC.

SEC TEAM LEADERS ENTERING 2026 SEASON

| CAREER IP ON 2026 ROSTER | 2025 IP ON 2026 ROSTER |
|----------------------------|----------------------------|
| 1. Florida 1,033.1 | 1. Mississippi State 577.1 |
| 2. Kentucky 994.1 | 2. Florida 510.2 |
| 3. South Carolina 962.0 | 3. Kentucky 454.2 |
| 4. Ole Miss 959.1 | 4. South Carolina 453.2 |
| 5. Mississippi State 881.0 | 5. Georgia 426.1 |

DEVELOPING DAWGS

- » **Morgan Bernardini** and **Kiarra Sells** had less than 25 career at-bats combined entering their junior year, but developed into key roles in 2025 with Sells earning all-region honors.
- » In the last two seasons, **Nadia Barbary** has nearly tripled her home run totals from her first two years.
- » Sells and Barbary are on pace to land in among the team's top five batting averages in back-to-back seasons after not appearing in the top five their first two.

| BARBARY | AB | R | H | 2B | 3B | HR | RBI | AVG | SLG | OBP |
|---------|-----|----|-----|----|----|----|-----|------|------|------|
| 2023-24 | 288 | 53 | 77 | 22 | 0 | 8 | 53 | .267 | .427 | .334 |
| 2025-26 | 313 | 70 | 110 | 21 | 1 | 21 | 79 | .351 | .626 | .411 |

| BERNARDINI | AB | R | H | 2B | 3B | HR | RBI | AVG | SLG | OBP |
|------------|-----|----|----|----|----|----|-----|------|------|------|
| 2023-24 | 13 | 5 | 2 | 0 | 0 | 0 | 0 | .154 | .154 | .389 |
| 2025-26 | 255 | 34 | 73 | 16 | 1 | 7 | 56 | .286 | .439 | .329 |

| KI. SELLS | AB | R | H | 2B | 3B | HR | RBI | AVG | SLG | OBP |
|-----------|-----|----|----|----|----|----|-----|------|------|------|
| 2023-24 | 10 | 17 | 0 | 0 | 0 | 0 | 1 | .000 | .000 | .353 |
| 2025-26 | 260 | 78 | 94 | 20 | 0 | 24 | 67 | .362 | .715 | .483 |

BARBARY'S BAT

- » **Nadia Barbary** earned her first career All-SEC honors on the Second Team last year and picked up All-Defensive Team recognition at third.
- » Barbary posted single-season career highs in hits (65), homers (11), RBIs (46) and total bases (113). Her slugging percentage was 147 points higher than it has been in any prior season of her career.
- » This year, she leads the team in RBIs (33) and leads regular starters in two-out batting average (.406, 13-for-32). Barbary is second on the team in doubles (8), home runs (10) and slugging percentage (.643).

TAKING DOWN TOP TEAMS

- » **Samantha Ricketts** broke the program record for career ranked wins by a head coach in 2025. Thirty-one of her 51 ranked wins (60.8 percent) have come since the start of the 2024 season.
- » The Bulldogs have defeated the nation's No. 1 team in back-to-back years, downing then-No. 1 Tennessee on March 14 this season and then-No. 1 Texas on March 28, 2025. Last year's win was the program's first win over a No. 1 since 2015 and only their third in program history.
- » State has 19 top-five wins in school history, and Ricketts has led the Bulldogs to seven of those victories.

MSU HEAD COACHES' CAREER NFCA-RANKED WINS

| | | |
|-----------------------------|---------|----|
| 1. Samantha Ricketts | 2020-p | 51 |
| 2. Vann Stuedeman | 2012-19 | 44 |
| 3. Jay Miller | 2003-11 | 35 |
| 4. Kathy Arendsen | 1997-02 | 21 |

TEAM NOTES

THE #RICKETTSEFFECT

- » Since Ricketts arrived in 2015, the Bulldogs have broken the school record for home runs five times. Each of the top seven marks in school history and all four 70-homer years have come under her watch.
- » Last year's team reset the single-season record at 74 homers.
- » Eight of nine regular starters hit a home run last year, and four players reached double-digits for the first time in school history.
- » MSU has homered in 28 of 42 games this season, and the Bulldogs are currently on pace for 65 home runs in the regular season alone.
- » A school-record 13 different players have homered this season, and MSU has had at least 10 home run hitters in each of the last four seasons.
- » Under Ricketts, State has homered in 56.4 percent of its games (364 of 645) and gone 271-93 in such contests.

DEFENSIVE DETAILS

- » This year, State boasts a .983 fielding percentage, which ranks fourth in the nation. The school record is .977 set in 2009 with just 34 total errors. That's the fewest errors in a season except for the shortened 2020 season when State made just 24. MSU has 18 this season.
- » Last year, MSU's .971 team fielding percentage was its highest since 2014 (.976) and third-highest in program history.
- » **Kiarra Sells** recorded five outfield assists in 2025, which was tied for the 10th-most in a season in MSU history, and she is tied for 11th in MSU career history (5).
- » **Nadia Barbary** ranked third among SEC third basemen in Defensive Runs Saved last year (12.09).
- » Barbary is third in MSU career history among third basemen with at least 250 chances at the position with a .942 career fielding percentage and just 23 errors at the hot corner.
- » She was tabbed the No. 9 player in the nation at her position by both D1 Softball and Softball America in their preseason rankings.
- » Barbary and **Morgan Stiles** were jointly named Softball America's Defender of the Week (Feb. 24).

MSU THIRD BASEMAN CAREER FLD% (MIN. 250 CHANCES)

| NAME | YEARS | PO | A | E | DP | PCT. |
|-------------------------|----------|-----|-----|----|----|------|
| 1. Jessie Bailey | 2007-10 | 207 | 423 | 25 | 25 | .962 |
| 2. Caroline Seitz | 2014-17 | 229 | 461 | 41 | 24 | .944 |
| 3. Nadia Barbary | 2023-pr. | 119 | 254 | 23 | 13 | .942 |
| 4. Tanelda McDonald | 2002-05 | 131 | 328 | 30 | 10 | .939 |
| 5. Montana Davidson | 2017-22 | 121 | 179 | 28 | 11 | .915 |

RUNNING IT UP

- » State has 39 run-rule victories since the start of 2024, and the past two seasons rank first and second in program history for most in a year. MSU has 10 run-rule wins so far this season.
- » The Bulldogs' 19-1 win over Delaware State (Feb. 21) saw them score the most runs since a 19-14 win at Middle Tennessee (Mar. 30, 2022).
- » The 18-run margin of victory is second only to a 23-0 win over Cal State Fullerton on Feb. 9, 2012, for the largest victory margin in school history.

MSU SINGLE-SEASON RUN-RULE VICTORIES

| | | |
|----|----|------|
| 1. | 15 | 2024 |
| 2. | 14 | 2025 |
| 3. | 13 | 2008 |

PHENOMENAL FIRSTS

- » Three Bulldogs have seen their first career hit leave the yard for their first career home run as well this season: **Taylor Troutman** (Feb. 6), **Kalani Sells** (Feb. 13) and **Abigail Stevens** (Feb. 21).
- » Additionally, three more players' first career hit went for extra bases as **Gabby Schaeffer** (Feb. 10), **Kinley Keller** (Feb. 13) and **Carson Smith** (Feb. 21) all doubled.
- » Keller and Schaeffer later joined the home run club as well, and Schaeffer's first career hit in SEC play was a home run against No. 1 Tennessee.
- » **Gretta Grassel** (Feb. 21) is the only player this year whose first career hit was a single, but even she still drove in a run with hers.

NEVER OUT OF IT

- » Since **Samantha Ricketts** took charge of the program, no lead has been safe for State's opponents.
- » In the program's modern era (since 1997), there have been just 11 comeback victories after trailing by five or more runs, and Ricketts has led six of those.

SEC COACHES' 5+ RUN COMEBACK WINS AT CURRENT SCHOOL

| | | | |
|----|--------------------------|-------------------|---|
| 1. | Patty Gasso | Oklahoma | 8 |
| 2. | Samantha Ricketts | Mississippi State | 6 |
| | Larissa Anderson | Missouri | 6 |
| 4. | Patrick Murphy | Alabama | 5 |
| | Rachel Lawson | Kentucky | 5 |
| | Jamie Trachsel | Ole Miss | 5 |

SPREADING THE NUZZ

- » Since the start of 2024, the Bulldogs are 57-18 at home while outscoring opponents, 500-197, in those games.
- » In its 2026 SEC home opener, MSU set a regular-season attendance record with 2,134 fans in attendance for a victory over then-No. 1 Tennessee.
- » Last year, State also set the previous record in its SEC home opener, with 1,903 fans in attendance for a victory over then-No. 18 Auburn.
- » State set a record for three-game series attendance this year with 4,818 against the Lady Vols.

OUR STATE

- » The Bulldogs are 31-6 against teams from the state of Mississippi under **Samantha Ricketts**, while outscoring in-state foes, 266-84.
- » State has won three consecutive series with rival Ole Miss.
- » This year's meeting was the first time in series history that both teams were ranked in the NFCA poll when they meet on the field. State won the series with a walk-off homer in Game 1 and a shutout in Game 2.
- » MSU won the 2024 series by taking the first two games, including a no-hitter in the clinching matchup.
- » The Bulldogs outscored the Rebels, 22-11, in the 2022 series, and capped the three-game set with a shutout in the finale.

BULLDOG BICENTENNIAL

- » **Samantha Ricketts** became the fastest Bulldog softball head coach to win 200 career games at State in the win over Northwestern State on Feb. 6, needing just 319 games.
- » She is just the 14th Mississippi State head coach in any team sport to win 200 career games in Maroon and White and the seventh-fastest.
- » Ricketts already was the fastest in MSU softball history to 100 wins, needing just 155 contests.

MSU COACHES' GAMES NEEDED TO WIN 200 (ALL SPORTS)

| NAME | 200TH WIN | YEARS | CAREER | |
|----------------------------------|----------------------|-----------------|----------------|---------|
| 1. Vic Schaeffer (WBK) | 256 | 2012-20 | 221-62 | |
| 2. Matt Roberts (MT) | 281 | 2015-pr. | 220-85 | |
| 3. Ron Polk (BB) | 288 | 1976-97, 02-08 | 1139-590-2 | |
| 4. Andy Jackson (MT) | 290 | 1988-00 | 220-106 | |
| 5. Chris Lemonis (BB) | 311 | 2019-25 | 268-158 | |
| | Rick Stansbury (MBK) | 311 | 1998-11 | 293-166 |
| 7. Samantha Ricketts (SB) | 319 | 2020-pr. | 200-119 | |
| 8. C.R. "Dudy" Noble (BB) | 331 | 1920-43, 46-47 | 263-200-9 | |
| 9. Paul E. Gregory (BB) | 333 | 1957-74 | 328-200-2 | |
| 10. Vann Stuedeman (SB) | 335 | 2012-19 | 276-189 | |
| 11. Kathy Arendsen (SB) | 339 | 1997-02 | 219-161 | |
| 12. John Cohen (BB) | 346 | 2009-16 | 284-203-1 | |
| 13. Jay Miller (SB) | 351 | 2003-11 | 295-253 | |
| 14. Sharon Fanning-Otis (WBK) | 558 | 1995-11 | 281-232 | |

#STATETOTHE SHOW

- » **Sierra Sacco** and Raelin Chaffin both received Golden Tickets into the 2025 AUSL College Draft. MSU was one of two teams nationally with multiple draftees.
- » They were teammates together on the Talons, winning the inaugural AUSL Championship. This season, Sacco was taken in the Expansion Draft by the Portland Cascade, and Bulldog legend Mia Davidson was chosen by the same franchise in the Allocation Draft as a free agent.
- » MSU now boasts 28 professional players in its history. Of those, 16 were coached by Ricketts for at least one season at MSU.
- » Nine Bulldogs have gone on to pro careers in the six years since she was named the program's head coach, and at least one player has signed a professional contract in each of the last five seasons.

AWARDS AND HONORS

SEC PITCHER OF THE WEEK

Peja Goold - March 31

SEC FRESHMAN OF THE WEEK

Kinley Keller - Feb. 16

NFCA NATIONAL PITCHER OF THE WEEK

Peja Goold - March 31

D1 SOFTBALL NATIONAL PITCHER OF THE WEEK

Peja Goold - March 31

SOFTBALL AMERICA STARS OF THE WEEK

Nadia Barbary & Morgan Stiles (Defender) - Feb. 24

D1 SOFTBALL POSITION RANKINGS

Nadia Barbary - Third Base

(No. 9 - Pre)

SOFTBALL AMERICA POSITION RANKINGS

Nadia Barbary - Third Base

(No. 9 - Pre)

Alyssa Faircloth - Pitcher

(No. 7 - April)

Peja Goold - Pitcher

(No. 8 - March; No. 6 - April)

Kiarra Sells - Outfield

(No. 11 - March; No. 24 - April)

Morgan Stiles - Shortstop

(No. 10 - March)

D1 SOFTBALL PRESEASON D100

Peja Goold (No. 98)

SOFTBALL AMERICA PRESEASON TOP 100

Peja Goold (No. 91)

D1 SOFTBALL D100 FRESHMEN TO WATCH

Kinley Keller

SOFTBALL AMERICA FRESHMAN WATCH LIST

Kinley Keller

Brinkley Moreton

Gabby Schaeffer

TEAM USA MEN'S NATIONAL TEAM

Zac Shaw (assistant coach)

TEAM USA WOMEN'S NATIONAL TEAM

Sierra Sacco (student coach)

#STATETOTHELEAGUE

- » 28 Mississippi State student-athletes have gone on to play professionally. Of those, 15 have been selected in a professional draft.
- » Samantha Ricketts has coached 16 pros and nine draftees while at MSU.
- » Three former Bulldogs will be active in the professional ranks in the summer of 2026:
 - Mia Davidson - Portland Cascade
 - Sierra Sacco - Portland Cascade
 - Chloe Malau'ulu - Olmecas de Tabasco (Liga Mexicana de Softbol)

NCAA ACTIVE CAREER LEADERS (TOP 50)

| NADIA BARBARY | VALUE | RANK |
|--------------------------|-------|------|
| At-Bats | 601 | 30 |
| Doubles | 43 | 21 |
| ALYSSA FAIRCLOTH | VALUE | RANK |
| Strikeouts | 375 | 48 |
| PEJA GOOLD | VALUE | RANK |
| Appearances | 121 | 22 |
| Games Started (Pitching) | 75 | 30 |
| Innings Pitched | 532.2 | 16 |
| Earned Run Avg. | 2.10 | 15 |
| Saves | 8 | 30 |
| Shutouts | 17 | 8 |
| Strikeouts | 605 | 10 |
| Strikeouts / 7 Inn. | 7.95 | 11 |
| Wins | 59 | 14 |
| KIARRA SELLS | VALUE | RANK |
| Hit-by-Pitches | 25 | 47 |

DAWG TALK - PROGRAM STORYLINES

STARKVILLE SAMOANS



- » With head coach **Samantha Ricketts** set to serve as the head coach of the American Samoa Women's National Team, additional light has been shed on State's lineage of players with Samoan heritage.
- » Ricketts herself traces her heritage to the island through her mother Carol, from the village of Leone.
- » The Bulldogs have seen at least one Samoan on the roster in every season of the past decade, and have boasted multiple players with Samoan heritage every year since 2019 with as many as four such players at the same time in 2023.
- » MSU's first Samoan player was **Sarai Niu** (2016-19), who was joined by **Chloe Malau'ulu** (2019-23) and **Fa Leilua** (2019-21) in her senior year. **Matalasi Faapito** (2022-24), **Leilani Pulemua** (2022-24), **Kiarra Sells** (2023-pr.) and **Kalani Sells** (2025-pr.) have all followed.
- » The American Samoa Women's National Team athlete pool was announced on April 7 and featured six former, current or future Bulldogs. Malau'ulu, Leilua, Faapito and the Sells sisters were joined by signee **Taylor Faga** in the pool.
- » The Bulldogs began holding Samoan Heritage Day at the ballpark as early as 2019, and this year it will be celebrated on **April 26** against LSU.

NATIONAL TEAM NOTES



- » MSU has been well-represented on national teams recently.
- » Student coach and former MSU All-American **Sierra Sacco** (2024-25), played with the U.S. Women's National Team at the 2026 Team USA Down Under series in Brisbane, Australia, hitting two homers in four games.
- » **Peja Goold** pitched for Colombia at the 2025 Pan American Championships, throwing 37.0 innings and striking out 41 batters.
- » Assistant coach **Zac Shaw** captained the U.S. Men's National Team at the 2024 WBSC Men's World Cup Group Stage and 2025 WBSC World Cup Final Stage.
- » He has won two World Cup bronze medals with the Americans in 2023 (New Zealand) and 2025 (Canada).
- » Head coach **Samantha Ricketts** will serve as the head coach of the American Samoa Women's National Team in the lead up to the 2028 Olympic Games. State alum **Chloe Malau'ulu** (2019-23) won gold with American Samoa at the 2025 Pacific Mini Games, and **Kalani Sells** (2025-pr.), **Kiarra Sells** (2023-pr.), **Matalasi Faapito** (2022-24) and **Fa Leilua** (2019-21) would all be eligible for the team.
- » Former Bulldog **Mia Davidson** (2018-22) won a silver medal at the 2024 WBSC Women's World Cup Final. Davidson also played with the U.S. Women's National Team at the 2022 Pan American Championships (Guatemala), 2023 WBSC World Cup Group Stage (Ireland) and 2023 Pan American Games (Chile).
- » MSU alum **Iyhia McMichael** (2001-04) is currently serving as an assistant coach on the U.S. U-15 Girls' National Team where she guided the team to the 2023 Utsugi Cup championship and a gold medal at the 2023 WBSC Americas Qualifier. In her playing days, McMichael won the 2003 Canada Cup with Team USA.

PORTAL PICKUPS

- » Mississippi State's transfer class was ranked No. 3 in the nation by 6-4-3 Charts, which based its rankings on the total number of Wins Above Replacement (WAR) each school added. State's 17.43 WAR added was tied for the most in the SEC with Tennessee.
- » State made a big splash at both the pitcher and catcher positions.
- » Bulldog catchers finished with a combined 6.07 Defensive Runs Saved (DRS) in 2025. **Anna Carder** and **Des Rivera** combined for 10.42 DRS last season. That stands as the largest defensive upgrade (+4.35 DRS) at any position on the team this year, and it's the second-largest improvement by a catching unit in the SEC (Kentucky, +6.32).
- » MSU's bullpen saw its combined Wins Above Replacement total climb from 5.68 to 11.17 (+5.49) with the additions of **Peja Goold**, **Alyssa Faircloth** and **Leila Ammon**. That's the second-largest WAR improvement of any position group on any team in the SEC and the best by any SEC bullpen.
- » Five of the six transfers earned all-conference honors last spring.

PLANTING THE FLAG



- » The Bulldogs wear the flags of their home states on the back of their batting helmets, a tribute started in 2025.
- » **Samantha Ricketts** has expanded the Bulldogs' recruiting reach in recent years. She is responsible for recruiting the first softball student-athletes in MSU history from the states of Arkansas, Kentucky, Maryland, New Jersey, New York and West Virginia.
- » **Brinkley Moreton** (Arkansas), **Taylor Troutman** (Kentucky), **Gabby Schaeffer** (New York) and **Gretta Grassel** (Wisconsin) are all just the second players in school history from their states.

PLANNED PROMOS



- » State's Salute to Service game on **March 13** means a little bit more to **Nadia Barbary**, whose parents both served in the Air Force. She was born on Lackland Air Force Base. **Leila Ammon**'s father is in the Marine Corps.
- » Barbary's mother and Ammon's father will throw out first pitches.
- » Mississippi State will hold its fifth annual First Responder Home Run Derby on **March 15** following the Bulldogs' series finale with Tennessee. The firefighters have won all four prior years against the Starkville and MSU police departments, but this year's derby will pit two separate shifts of Starkville Fire Department against each other.
- » A number of players have first responders in their families including **Morgan Stiles** and **Delainey Everett**.
- » Everett's father passed away suddenly and unexpectedly two weeks before the start of the 2025 season. His badge number is embroidered on Everett's pitching towel.
- » The Bulldogs' Think Pink game is set for **April 10** against Arkansas.
- » State's annual Bark in the Park game is scheduled for **April 12** against Arkansas. Traditionally, each player's headshot on the video-board is replaced with their own submitted photos of their pets.
- » The final home weekend against LSU on **April 24-26** is packed with promos honoring State's senior class. On-field graduation ceremonies are scheduled for Friday night with Senior Day on Saturday. Samoan Heritage Day wraps up the home slate at Nusz Park, recognizing senior **Kiarra Sells** and her sister, sophomore **Kalani Sells**.

ALL FOR ALEX



- » **Alex Wilcox** was a member of the Bulldogs' 2018 team who inspired the nation with her courageous fight against ovarian cancer. That fight ultimately took her life that summer at the age of 18.
- » MSU immortalized Wilcox by retiring her No. 8 jersey on Sept. 15, 2018, making Wilcox the first female student-athlete in MSU history to have her jersey retired.
- » State's annual February Freezer tournament was rebranded in 2019 as **The Snowman: Alex Wilcox Memorial**.
- » The All For Alex campaign was started in 2021 as a joint effort of LSU head coach **Beth Torina** and MSU head coach **Samantha Ricketts**.
- » All 15 SEC schools unite to wear teal or teal accents for one day each year to recognize her impact on the softball community and raise awareness of the disease. All For Alex Weekend is **April 11, 2026**.

ALL ABOUT ATHLETE ENGINEERING



- » In the summer of 2024, former Bulldog pitcher **Hosanna Lindblade** and student manager **Rachel Barber** interned with the athlete engineering institute on Mississippi State's campus and developed a hitting platform that integrates force plates to capture data in real-time while a batter is working on their swing in the cages.
- » Designed, developed and constructed by Lindblade, Barber and their supervisors across campus, the product was delivered in January 2025 and is being used in the Bulldogs' practices and workouts.
- » Engineered to the exact measurements of the batter's box and home plate, the platform was made out of honeycomb core filler used in rockets covered by aircraft skin, making it incredibly durable yet light enough that one person can move the three pieces by themselves.
- » MSU's athlete engineering institute is a first-of-its-kind collaboration between campus researchers and athletic department staff and coaches. The multidisciplinary department brings together engineers, kinesiology researchers, strength and conditioning coaches, athletic trainers and nutritionists to create groundbreaking research methods and wearable technology.
- » Lindblade stepped away from softball following her sophomore year to pursue her career goals and serve more actively in her church community, while Barber graduated in May 2025.
- » More on the project from HailState.com » [MSU Athlete, Manager Design And Develop Innovative Force Plate Platform](#)

RECRUITING ON THE RISE


- » **Samantha Ricketts** has signed four top-20 recruiting classes since the fall of 2021, and three top-10 classes (No. 4 in 2017, No. 7 in 2019, No. 10 in 2023) at MSU dating back to her time as a primary recruiter while she was still an assistant for State.
- » Additionally, under Ricketts, State has signed the first Bulldog in program history from six new states.

DAWG DIAGNOSES

- » **Kiarra Sells** now plays with hearing aids after beginning her collegiate career without them. She hopes to be an advocate for athletes with hearing loss and break the stigma around hearing aids in sports.

AROUND THE BALLPARK - FREQUENTLY ASKED QUESTIONS

PINK PONY



- » Fans and media will notice a stuffed unicorn hobby horse in the Bulldog dugout this season.
- » The unicorn originates from State's class talent show in the fall and was a prop used by the junior class. Afterwards, he ended up in **Ally Supan's** locker, and she has become the keeper of "Pink Pony."
- » Supan insists that he be correctly identified as a unicorn.
- » Pink Pony's nickname is just Pony.
- » Whenever a Bulldog scores, they ride Pink Pony down the dugout. The lone exception is **Morgan Stiles**, who just carries Pony in one hand while high-fiving her teammates.
- » Additionally, **Anna Carder**, who rode Pony in the talent show originally, uses Pink Pony Club as one of her walk-up songs.

FINNEGAN AMMON



- » **Leila Ammon's** parents, Michelle and Charles, have brought the family dog, Finnegan, to every game - home and away - this season.
- » The Ammons have had the seven-year-old Frenchton (75 percent French bulldog, 25 percent Boston terrier) since 2019.
- » He has been caught on camera during TV broadcasts multiple times this season, and was picked up by the @NCAASoftball social accounts on March 6 during State's game at South Alabama.

THE FEDORA



- » **Nadia Barbary's** parents have become fixtures in Nusz Park. They always sit on the first row behind home plate at the left end of the row from the broadcast camera's perspective.
- » Her father, Irving, has a trademark maroon fedora that he wears to each game, and he can often be heard prior to the first pitch of each Bulldog at-bat yelling his trademark "Come on Nadia!" along with the nicknames of each teammate for their turns at the plate.
- » Both of her parents served in the Air Force. Irving threw out the first pitch for MSU's 2025 military appreciation game, and her mother, Shannon, will do so in 2026.

THE FIREFIGHTERS



- » On-duty firefighters from the Starkville Fire Department often attend MSU softball games, parking in right-center field and watching from the top of their ladder truck.
- » The firefighters began regularly attending games in 2024.
- » Starkville Fire has won the annual First Responder Home Run Derby every season that it has been held, going 4-0 against the Starkville Police Department and MSU campus police officers.
- » In appreciation of their continued support, members of the State softball team will visit Fire Station 1 on Wednesday, March 11, and participate in activities around the station to get a look inside the firefighters' daily routines.

MSU RECORD WHEN

| | OVERALL | SEC |
|---------------------------------|---------|-----|
| BY GAME | | |
| Day games (Before 5 p.m.) | 25-6 | 3-4 |
| Night games (After 5 p.m.) | 8-3 | 2-3 |
| In Extra Innings | 1-1 | 0-1 |
| vs. Ranked opponents | 6-8 | 5-7 |
| vs. Top-10 opponents | 2-4 | 2-4 |
| BY OPPOSING PITCHER | | |
| vs. Left-handed Starter | 2-3 | 0-2 |
| vs. Right-handed Starter | 31-6 | 5-5 |
| BY MSU PITCHER | | |
| Starter receives decision | 28-7 | 4-5 |
| Reliever receives decision | 5-2 | 1-2 |
| Starter goes 5.0+ inn. | 24-5 | 5-4 |
| Starter goes less than 5.0 inn. | 9-4 | 0-3 |
| BY SCORING / MARGIN | | |
| Scoring first | 27-1 | 4-1 |
| Trailing first | 6-8 | 1-6 |
| In one-run games | 4-2 | 3-1 |
| In two-run games | 4-3 | 1-3 |
| Scoring 0-2 runs | 3-6 | 2-4 |
| Scoring 3-5 runs | 11-3 | 2-3 |
| Scoring 6-9 runs | 16-0 | 1-0 |
| Scoring 10+ runs | 3-0 | 0-0 |
| Allowing 0-2 runs | 28-3 | 3-2 |
| Allowing 3-5 runs | 5-4 | 2-3 |
| Allowing 6-9 runs | 0-2 | 0-2 |
| Allowing 10+ runs | 0-0 | 0-0 |
| BY THE STATS | | |
| Collecting 0-3 hits | 1-3 | 1-2 |
| Collecting 4-6 hits | 7-4 | 3-3 |
| Collecting 7-9 hits | 17-0 | 1-0 |
| Collecting 10+ hits | 9-1 | 1-1 |
| Out-hit opponent | 31-4 | 4-3 |
| Out-hit by opponent | 0-5 | 0-4 |
| Hits are equal | 2-0 | 1-0 |
| Without hitting a home run | 8-6 | 1-4 |
| Hitting a home run | 25-3 | 4-3 |
| Opponent doesn't hit a home run | 23-5 | 2-3 |
| Opponent hits a home run | 10-4 | 3-4 |
| Errorless | 23-5 | 2-4 |
| Committing one error | 10-2 | 3-1 |
| Committing 2+ errors | 0-2 | 0-2 |
| Opponent is errorless | 14-5 | 3-3 |
| BY SCHEDULE | | |
| February | 17-2 | 0-0 |
| March | 15-5 | 4-5 |
| April | 1-2 | 1-2 |
| May | 0-0 | 0-0 |
| Sunday | 4-3 | 1-3 |
| Monday | 1-0 | 1-0 |
| Tuesday | 3-0 | 0-0 |
| Wednesday | 5-0 | 0-0 |
| Thursday | 1-0 | 0-0 |
| Friday | 8-4 | 0-3 |
| Saturday | 11-2 | 3-1 |
| Game 1 of Season Series | 17-6 | 0-4 |
| Game 2 of Season Series | 14-0 | 4-0 |
| Game 3 of Season Series | 2-3 | 1-3 |

BY CONFERENCE

| | | |
|------------------------|--|------------|
| SEC | | 5-7 |
| Arkansas | | 0-0 |
| Florida | | 1-2 |
| Georgia | | 1-2 |
| LSU | | 0-0 |
| Ole Miss | | 0-0 |
| South Carolina | | 2-1 |
| Tennessee | | 1-2 |
| Texas A&M | | 0-0 |
| ACC | | 2-1 |
| Clemson | | 1-1 |
| Georgia Tech | | 1-0 |
| AMERICAN | | 6-0 |
| Memphis | | 1-0 |
| North Texas | | 2-0 |
| UAB | | 2-0 |
| Wichita State | | 1-0 |
| BIG 12 | | 1-0 |
| Baylor | | 1-0 |
| BIG TEN | | 2-0 |
| Rutgers | | 2-0 |
| MEAC | | 1-0 |
| Delaware State | | 1-0 |
| MISSOURI VALLEY | | 2-1 |
| Belmont | | 1-1 |
| Murray State | | 1-0 |
| MOUNTAIN WEST | | 3-0 |
| New Mexico | | 3-0 |
| OHIO VALLEY | | 3-0 |
| Southeast Missouri | | 2-0 |
| UT Martin | | 1-0 |
| SOUTHERN | | 3-0 |
| Samford | | 2-0 |
| Wofford | | 1-0 |
| SOUTHLAND | | 1-0 |
| Northwestern State | | 1-0 |
| SUN BELT | | 4-0 |
| Georgia Southern | | 1-0 |
| South Alabama | | 2-0 |
| Southern Miss | | 1-0 |

LEADING AFTER

| INNING | 1 | 2 | 3 | 4 | 5 | 6 |
|--------|------|------|------|------|------|------|
| W-L | 15-0 | 21-1 | 25-1 | 24-1 | 20-0 | 21-0 |

TRAILING AFTER

| INNING | 1 | 2 | 3 | 4 | 5 | 6 |
|--------|-----|-----|-----|-----|-----|-----|
| W-L | 1-3 | 2-3 | 0-3 | 2-4 | 2-5 | 0-8 |

TIED AFTER

| INNING | 1 | 2 | 3 | 4 | 5 | 6 |
|--------|------|------|-----|-----|-----|-----|
| W-L | 17-6 | 10-5 | 8-5 | 7-4 | 4-4 | 2-1 |

COME FROM BEHIND WINS

| DATE | OPPONENT | DEFICIT | FINAL |
|---------|-------------------|-------------|------------|
| Feb. 6 | vs. Wichita State | 0-1 (Top 5) | W, 5-2 (8) |
| Feb. 14 | North Texas | 0-1 (Bot 3) | W, 3-1 |
| Feb. 18 | Memphis | 0-1 (Bot 3) | W, 8-4 |
| Feb. 20 | Samford | 0-1 (Bot 1) | W, 6-2 |
| Mar. 8 | at South Alabama | 0-2 (Top 3) | W, 4-2 |
| Mar. 21 | at Georgia | 1-2 (Top 6) | W, 3-2 |

LAST AT-BAT WINS

| DATE | OPPONENT | DEFICIT | FINAL |
|---------|-----------------|-------------|--------|
| Mar. 14 | No. 1 Tennessee | 0-0 (Bot 7) | W, 1-0 |

WALK-OFF WINS

| DATE | OPPONENT | SCORE | FINAL |
|---------|-----------------|-------------|------------|
| Feb. 13 | Rutgers | 7-0 (Bot 6) | W, 8-0 (6) |
| Mar. 14 | No. 1 Tennessee | 0-0 (Bot 7) | W, 1-0 |

SCORE BY INNINGS

| INNING | 1 | 2 | 3 | 4 | 5 | 6 | 7 | EXT | TOT |
|--------|----|----|----|----|----|----|---|-----|-----|
| MSU | 43 | 29 | 44 | 33 | 30 | 37 | 7 | 5 | 228 |
| OPP | 8 | 7 | 8 | 17 | 15 | 9 | 5 | 4 | 73 |

MISC. HITTING STATS

| MULTI-HIT GAMES | | | | | |
|-----------------------|-----------|----------|----------|-----------|-----------|
| PLAYER | 2 | 3 | 4 | 5+ | TOTAL |
| Kiarra Sells | 11 | 3 | -- | -- | 14 |
| Nadia Barbary | 10 | 1 | 1 | -- | 12 |
| Morgan Stiles | 9 | 2 | 1 | -- | 12 |
| Des Rivera | 8 | -- | -- | -- | 8 |
| Morgan Bernardini | 5 | -- | -- | -- | 5 |
| Kinley Keller | 3 | 1 | -- | -- | 4 |
| Abby Grace Richardson | 3 | -- | -- | -- | 3 |
| Taylor Troutman | 3 | -- | -- | -- | 3 |
| Tatum Silva | 1 | 1 | -- | -- | 3 |
| Gabby Schaeffer | 2 | -- | -- | -- | 2 |
| Anna Carder | 2 | -- | -- | -- | 2 |
| Paige Ernestes | 1 | -- | -- | -- | 1 |
| TOTAL | 58 | 8 | 2 | -- | 68 |

| MULTI-RBI GAMES | | | | | |
|-----------------------|-----------|-----------|----------|----------|-----------|
| PLAYER | 2 | 3 | 4 | 5+ | TOTAL |
| Kiarra Sells | 4 | 5 | -- | -- | 9 |
| Nadia Barbary | 4 | -- | 3 | -- | 7 |
| Morgan Bernardini | 4 | 1 | 1 | -- | 6 |
| Abby Grace Richardson | 3 | 2 | -- | -- | 5 |
| Morgan Stiles | 4 | 1 | -- | -- | 5 |
| Des Rivera | 2 | 2 | -- | -- | 4 |
| Taylor Troutman | 1 | 2 | -- | -- | 3 |
| Kinley Keller | 2 | -- | -- | -- | 2 |
| Paige Ernestes | 1 | -- | -- | 1 | 2 |
| Anna Carder | 1 | -- | -- | -- | 1 |
| Xiane Romero | 1 | -- | -- | -- | 1 |
| Gabby Schaeffer | 1 | -- | -- | -- | 1 |
| Tatum Silva | 1 | -- | -- | -- | 1 |
| Kalani Sells | -- | 1 | -- | -- | 1 |
| Abigail Stevens | 1 | -- | -- | -- | 1 |
| Carson Smith | 1 | -- | -- | -- | 1 |
| TOTAL | 31 | 14 | 4 | 1 | 50 |

| HITTING STREAKS* | | | |
|--------------------------|---------|------|-----------------|
| PLAYER | CURRENT | 2026 | CAREER |
| Kiarra Sells | 7 | 12 | 12 |
| Nadia Barbary | 2 | 9* | 9* |
| Xiane Romero | 1 | 2 | 2 |
| Carson Smith | 1 | 1 | 1 |
| Morgan Stiles | -- | 12* | 12* |
| Morgan Bernardini | -- | 8 | 8 |
| Des Rivera [§] | -- | 7 | 8 [§] |
| Kinley Keller | -- | 5 | 5 |
| Anna Carder [§] | -- | 4 | 12 [§] |
| Abigail Stevens | -- | 4 | 4 |
| Taylor Troutman | -- | 4 | 4 |
| Tatum Silva [§] | -- | 3 | 11 [§] |
| Gabby Schaeffer | -- | 3 | 3 |
| Paige Ernestes | -- | 2 | 2 |
| Abby Grace Richardson | -- | 2 | 2 |
| Gretta Grassel | -- | 1 | 1 |
| Kalani Sells | -- | 1 | 1 |

| ON-BASE STREAKS* | | | |
|--------------------------|---------|------|------------------|
| PLAYER | CURRENT | 2026 | CAREER |
| Kiarra Sells | 11 | 12 | 16 |
| Paige Ernestes | 4 | 4 | 4 |
| Nadia Barbary | 2 | 11 | 12 |
| Xiane Romero | 1 | 4* | 4* |
| Carson Smith | 1 | 1 | 1 |
| Ally Supan | 1 | 1 | 1 |
| Morgan Stiles | -- | 15* | 15* |
| Morgan Bernardini | -- | 10 | 17 |
| Des Rivera [§] | -- | 8 | 16* [§] |
| Anna Carder [§] | -- | 7 | 16 [§] |
| Kinley Keller | -- | 6 | 6 |
| Abby Grace Richardson | -- | 6 | 6 |
| Gabby Schaeffer | -- | 6 | 6 |
| Taylor Troutman | -- | 6 | 6 |
| Abigail Stevens | -- | 4 | 4 |
| Tatum Silva [§] | -- | 3 | 12* [§] |
| Kalani Sells | -- | 2 | 2 |
| Gretta Grassel | -- | 1 | 1 |

[§] includes transfer stats | * streak carried over from prior season

HOME RUN LOG

| NO. | PLAYER | OPPONENT | DATE | RUNS | INNING | OUTS | COUNT | SCORE | FINAL | ANGLE | VELD. | DIST. |
|-----|---------------|-------------------------|---------|------|--------|------|-------|-------|-------------|-----------------|-------|-------|
| 1 | N. Barbary | at Baylor | Feb. 5 | 2 | 1 | 0 | 1-1 | 0-0 | W, 10-0 (5) | 32 | 72 | 237 |
| 2 | A. Richardson | at Baylor | Feb. 5 | 1 | 2 | 0 | 2-1 | 2-0 | W, 10-0 (5) | 39 | 72 | 225 |
| 3 | M. Stiles | at Baylor | Feb. 5 | 3 | 3 | 2 | 1-2 | 5-0 | W, 10-0 (5) | 35 | 69 | 222 |
| 4 | Ki. Sells | at Baylor | Feb. 5 | 2 | 3 | 2 | 2-1 | 8-0 | W, 10-0 (5) | -- | -- | -- |
| 5 | T. Troutman | vs. Northwestern State | Feb. 6 | 1 | 2 | 0 | 0-1 | 3-0 | W, 9-3 | 38 | 69 | 220 |
| 6 | X. Romero | vs. Northwestern State | Feb. 6 | 1 | 2 | 0 | 0-0 | 4-0 | W, 9-3 | 32 | 70 | 229 |
| 7 | T. Troutman | vs. Northwestern State | Feb. 6 | 2 | 3 | 1 | 2-2 | 6-0 | W, 9-3 | -- | -- | -- |
| 8 | N. Barbary | vs. Wichita State | Feb. 6 | 3 | 8 | 1 | 1-0 | 2-1 | W, 5-2 (8) | 40 | 73 | 233 |
| 9 | M. Stiles | vs. New Mexico | Feb. 7 | 1 | 1 | 0 | 1-1 | 0-0 | W, 8-1 | -- | -- | -- |
| 10 | D. Rivera | SOUTHERN MISS | Feb. 10 | 1 | 5 | 0 | 0-0 | 1-0 | W, 5-0 | 30 | 72 | 227 |
| 11 | Ki. Sells | RUTGERS | Feb. 13 | 2 | 4 | 2 | 1-1 | 3-0 | W, 9-0 (6) | 35 | 77 | 247 |
| 12 | A. Richardson | RUTGERS | Feb. 14 | 2 | 6 | 1 | 0-0 | 2-2 | W, 7-2 | 37 | 70 | 223 |
| 13 | Ka. Sells | RUTGERS | Feb. 14 | 3 | 6 | 2 | 1-0 | 4-2 | W, 7-2 | 38 | 72 | 234 |
| 14 | Ki. Sells | NORTH TEXAS | Feb. 14 | 1 | 3 | 0 | 2-0 | 0-1 | W, 3-1 | 42 | 76 | 242 |
| 15 | Ki. Sells | MEMPHIS | Feb. 18 | 3 | 3 | 1 | 3-2 | 0-1 | W, 8-4 | 23 | 76 | 232 |
| 16 | M. Bernardini | MEMPHIS | Feb. 18 | 4 | 3 | 1 | 3-1 | 3-1 | W, 8-4 | 42 | 72 | 227 |
| 17 | D. Rivera | DELAWARE STATE | Feb. 20 | 2 | 1 | 1 | 3-0 | 3-0 | W, 19-1 (5) | 29 | 73 | 232 |
| 18 | G. Schaeffer | DELAWARE STATE | Feb. 20 | 2 | 1 | 2 | 3-2 | 5-0 | W, 19-1 (5) | 32 | 72 | 235 |
| 19 | A. Stevens | DELAWARE STATE | Feb. 20 | 1 | 4 | 0 | 0-0 | 13-0 | W, 19-1 (5) | 31 | 73 | 244 |
| 20 | A. Richardson | DELAWARE STATE | Feb. 20 | 2 | 4 | 2 | 3-2 | 17-0 | W, 19-1 (5) | 30 | 74 | 247 |
| 21 | D. Rivera | at Georgia Tech | Feb. 25 | 1 | 2 | 0 | 1-0 | 0-0 | W, 8-3 | 34 | 67 | 206 |
| 22 | N. Barbary | at Georgia Tech | Feb. 25 | 1 | 3 | 0 | 2-1 | 1-1 | W, 8-3 | 34 | 74 | 236 |
| 23 | Ki. Sells | at Georgia Tech | Feb. 25 | 1 | 7 | 2 | 0-1 | 4-2 | W, 8-3 | 31 | 77 | 255 |
| 24 | M. Bernardini | at Georgia Tech | Feb. 25 | 3 | 7 | 2 | 0-0 | 5-2 | W, 8-3 | 36 | 71 | 231 |
| 25 | A. Richardson | vs. Wofford | Feb. 27 | 1 | 4 | 1 | 2-2 | 2-0 | W, 9-1 (6) | Inside the Park | -- | -- |
| 26 | Ki. Sells | vs. Georgia Southern | Feb. 28 | 3 | 3 | 1 | 1-1 | 0-0 | W, 8-0 (5) | -- | -- | -- |
| 27 | A. Richardson | vs. Georgia Southern | Feb. 28 | 2 | 4 | 0 | 2-2 | 3-0 | W, 8-0 (5) | -- | -- | -- |
| 28 | Ki. Sells | at Clemson | Mar. 1 | 1 | 3 | 1 | 1-1 | 1-0 | W, 9-1 (6) | 39 | 79 | 228 |
| 29 | K. Keller | at Clemson | Mar. 1 | 2 | 6 | 1 | 0-0 | 7-1 | W, 9-1 (6) | 30 | 71 | 207 |
| 30 | N. Barbary | at UAB | Mar. 4 | 1 | 1 | 1 | 2-2 | 0-0 | W, 6-1 | -- | -- | -- |
| 31 | N. Barbary | at UAB | Mar. 4 | 3 | 5 | 2 | 3-2 | 1-1 | W, 6-1 | -- | -- | -- |
| 32 | Ki. Sells | vs. New Mexico | Mar. 7 | 2 | 5 | 2 | 2-1 | 2-0 | W, 4-0 | -- | -- | -- |
| 33 | N. Barbary | vs. Samford | Mar. 7 | 4 | 4 | 1 | 2-1 | 4-0 | W, 9-1 | -- | -- | -- |
| 34 | G. Schaeffer | vs. Samford | Mar. 7 | 1 | 5 | 2 | 1-1 | 8-0 | W, 9-1 | -- | -- | -- |
| 35 | N. Barbary | at South Alabama | Mar. 8 | 1 | 3 | 1 | 1-2 | 0-2 | W, 4-2 | -- | -- | -- |
| 36 | Ki. Sells | at South Alabama | Mar. 8 | 1 | 3 | 1 | 3-2 | 1-2 | W, 4-2 | -- | -- | -- |
| 37 | Ki. Sells | at South Alabama | Mar. 8 | 2 | 5 | 0 | 2-1 | 2-2 | W, 4-2 | -- | -- | -- |
| 38 | N. Barbary | SOUTHEAST MISSOURI (G1) | Mar. 10 | 1 | 4 | 0 | 2-1 | 8-0 | W, 9-0 (5) | 23 | 79 | 228 |
| 39 | G. Schaeffer | SOUTHEAST MISSOURI (G2) | Mar. 10 | 1 | 2 | 1 | 1-2 | 0-0 | W, 4-0 | 36 | 72 | 239 |
| 40 | T. Troutman | TENNESSEE | Mar. 13 | 1 | 9 | 0 | 1-0 | 0-3 | L, 1-3 (9) | 47 | 74 | 222 |
| 41 | T. Troutman | TENNESSEE | Mar. 14 | 1 | 7 | 0 | 3-2 | 0-0 | W, 1-0 | 37 | 74 | 224 |
| 42 | G. Schaeffer | TENNESSEE | Mar. 15 | 1 | 3 | 1 | 1-0 | 0-1 | L, 1-4 | 24 | 73 | 225 |
| 43 | Ki. Sells | at Georgia | Mar. 21 | 1 | 6 | 0 | 3-2 | 1-2 | W, 3-2 | 43 | 71 | 207 |
| 44 | K. Keller | at Georgia | Mar. 21 | 1 | 6 | 0 | 3-2 | 2-2 | W, 3-2 | 28 | 73 | 217 |
| 45 | Ki. Sells | UT MARTIN | Mar. 25 | 2 | 2 | 2 | 1-0 | 1-0 | W, 7-0 | 29 | 72 | 208 |
| 46 | P. Ernestes | SOUTH CAROLINA | Mar. 30 | 1 | 2 | 0 | 1-2 | 0-0 | W, 4-3 | 28 | 72 | 228 |
| 47 | M. Bernardini | at Florida | Apr. 4 | 1 | 4 | 0 | 1-1 | 1-0 | W, 9-5 | -- | -- | -- |
| 48 | N. Barbary | at Florida | Apr. 4 | 2 | 5 | 2 | 1-2 | 4-0 | W, 9-5 | -- | -- | -- |
| 49 | N. Barbary | at Florida | Apr. 5 | 1 | 2 | 2 | 3-2 | 0-1 | L, 4-5 | -- | -- | -- |
| 50 | X. Romero | at Florida | Apr. 5 | 1 | 3 | 1 | 3-2 | 1-4 | L, 4-5 | -- | -- | -- |
| 51 | Ki. Sells | at Florida | Apr. 5 | 1 | 3 | 1 | 1-2 | 2-4 | L, 4-5 | -- | -- | -- |

*Launch angle, exit velocity and estimated distance available only for games in Nusz Park and select stadiums.

HOME RUN BREAKDOWN

| TOTAL | 51 | SEASON | SOLO | 2R | 3R | GS | TOTAL | CAREER | SOLO | 2R | 3R | GS | TOTAL |
|--|----|-----------------------|------|----|----|----|-------|-----------------------|------|----|----|----|-------|
| Home | 18 | Kiarra Sells | 6 | 5 | 2 | -- | 13 | Nadia Barbary | 13 | 8 | 5 | 3 | 29 |
| Road | 22 | Nadia Barbary | 5 | 2 | 2 | 1 | 10 | Kiarra Sells | 11 | 8 | 4 | 1 | 24 |
| Neutral | 11 | Abby Grace Richardson | 2 | 3 | -- | -- | 5 | Anna Carder* | 3 | 8 | 1 | 2 | 14 |
| vs. LHP | 3 | Gabby Schaeffer | 3 | 1 | -- | -- | 4 | Morgan Stiles | 5 | 2 | 2 | -- | 9 |
| vs. RHP | 48 | Taylor Troutman | 3 | 1 | -- | -- | 4 | Morgan Bernardini | 3 | -- | 3 | 1 | 7 |
| With 0 Outs | 18 | Morgan Bernardini | 1 | -- | 1 | 1 | 3 | Des Rivera* | 3 | 2 | 1 | -- | 6 |
| With 1 Out | 18 | Des Rivera | 2 | 1 | -- | -- | 3 | Abby Grace Richardson | 2 | 3 | -- | -- | 5 |
| With 2 Outs | 15 | Morgan Stiles | 1 | -- | 1 | -- | 2 | Gabby Schaeffer | 3 | 1 | -- | -- | 4 |
| Solo | 28 | Kinley Keller | 1 | -- | 1 | -- | 2 | Taylor Troutman | 3 | 1 | -- | -- | 4 |
| Two-Run | 14 | Paige Ernestes | 1 | -- | -- | -- | 1 | Paige Ernestes | 2 | -- | 1 | -- | 3 |
| Three-Run | 7 | Xiane Romero | 2 | -- | -- | -- | 2 | Kinley Keller | 1 | -- | 1 | -- | 2 |
| Grand Slam | 2 | Kalani Sells | -- | -- | 1 | -- | 1 | Xiane Romero | 2 | -- | -- | -- | 2 |
| Back-to-Back | 4 | Abigail Stevens | 1 | -- | -- | -- | 1 | Tatum Silva* | 1 | -- | -- | -- | 1 |
| Pinch-Hit | 1 | | | | | | | Kalani Sells | -- | -- | 1 | -- | 1 |
| Walk-Off | 0 | | | | | | | Abigail Stevens | 1 | -- | -- | -- | 1 |
| Consecutive Games with HR (Season Long) | 2 | (8) | | | | | | | | | | | |
| Consecutive Games without HR (Season Long) | 0 | (3) | | | | | | | | | | | |

*includes transfer stats

SPECIALTY STATS

OFFENSE BREAKDOWN

| MONTH | GP | AVG | AB | R | H | 2B | 3B | HR | RBI | TB | SLG | BB | HBP | SO | GDP | OBP | SB | ATT |
|----------|----|------|-----|-----|-----|----|----|----|-----|-----|------|----|-----|----|-----|------|----|-----|
| February | 19 | .344 | 471 | 136 | 162 | 35 | 1 | 27 | 128 | 280 | .594 | 73 | 12 | 60 | 8 | .434 | 18 | 20 |
| March | 20 | .261 | 506 | 79 | 132 | 25 | 1 | 19 | 73 | 216 | .427 | 53 | 7 | 73 | 3 | .336 | 17 | 20 |
| April | 3 | .277 | 83 | 13 | 23 | 6 | 0 | 5 | 13 | 44 | .530 | 4 | 2 | 8 | 2 | .322 | 0 | 0 |
| May | -- | -- | -- | -- | -- | -- | -- | -- | -- | -- | -- | -- | -- | -- | -- | -- | -- | -- |

| LOCATION | GP | AVG | AB | R | H | 2B | 3B | HR | RBI | TB | SLG | BB | HBP | SO | GDP | OBP | SB | ATT |
|----------|----|------|-----|-----|-----|----|----|----|-----|-----|------|----|-----|----|-----|------|----|-----|
| Home | 21 | .294 | 500 | 112 | 147 | 34 | 0 | 18 | 104 | 235 | .470 | 69 | 11 | 65 | 6 | .385 | 17 | 20 |
| Away | 13 | .300 | 357 | 63 | 107 | 18 | 1 | 22 | 62 | 193 | .541 | 33 | 8 | 44 | 6 | .366 | 7 | 9 |
| Neutral | 8 | .310 | 203 | 53 | 63 | 14 | 1 | 11 | 48 | 112 | .552 | 28 | 2 | 32 | 1 | .391 | 11 | 11 |

| SERIES | GP | AVG | AB | R | H | 2B | 3B | HR | RBI | TB | SLG | BB | HBP | SO | GDP | OBP | SB | ATT |
|----------------------|----|------|-----|----|----|----|----|----|-----|----|------|----|-----|----|-----|------|----|-----|
| Gettnerman Classic | 4 | .318 | 110 | 32 | 35 | 5 | 0 | 9 | 29 | 67 | .609 | 18 | 2 | 17 | 1 | .417 | 4 | 4 |
| The Snowman | 4 | .387 | 119 | 37 | 46 | 12 | 0 | 4 | 35 | 70 | .588 | 22 | 3 | 11 | 0 | .483 | 3 | 5 |
| Bulldog Invitational | 4 | .370 | 92 | 29 | 34 | 11 | 0 | 4 | 26 | 57 | .620 | 14 | 5 | 16 | 3 | .461 | 5 | 5 |
| Tiger Invitational | 4 | .370 | 100 | 26 | 37 | 6 | 2 | 5 | 25 | 62 | .620 | 13 | 1 | 11 | 2 | .432 | 7 | 7 |
| Jaguar Invitational | 5 | .278 | 126 | 21 | 35 | 8 | 0 | 6 | 19 | 61 | .484 | 10 | 1 | 23 | 0 | .331 | 6 | 7 |
| Tennessee | 3 | .083 | 72 | 3 | 6 | 0 | 0 | 3 | 3 | 15 | .208 | 5 | 2 | 17 | 1 | .165 | 1 | 2 |
| at Georgia | 3 | .280 | 82 | 10 | 23 | 4 | 0 | 2 | 10 | 33 | .402 | 10 | 3 | 12 | 2 | .375 | 1 | 2 |
| South Carolina | 3 | .250 | 76 | 6 | 19 | 2 | 0 | 1 | 5 | 24 | .316 | 4 | 0 | 14 | 0 | .288 | 1 | 1 |
| at Florida | 3 | .277 | 83 | 13 | 23 | 6 | 0 | 5 | 13 | 44 | .530 | 4 | 2 | 8 | 2 | .322 | 0 | 0 |
| Arkansas | -- | -- | -- | -- | -- | -- | -- | -- | -- | -- | -- | -- | -- | -- | -- | -- | -- | -- |
| at Texas A&M | -- | -- | -- | -- | -- | -- | -- | -- | -- | -- | -- | -- | -- | -- | -- | -- | -- | -- |
| LSU | -- | -- | -- | -- | -- | -- | -- | -- | -- | -- | -- | -- | -- | -- | -- | -- | -- | -- |
| at Ole Miss | -- | -- | -- | -- | -- | -- | -- | -- | -- | -- | -- | -- | -- | -- | -- | -- | -- | -- |
| SEC Tournament | -- | -- | -- | -- | -- | -- | -- | -- | -- | -- | -- | -- | -- | -- | -- | -- | -- | -- |

ACTIVE HITTING STREAKS (MIN. 3 GAMES)

| | GM | AVG | AB | R | H | 2B | 3B | HR | RBI | TB | SLG | BB | HBP | SO | GDP | OBP | SB | ATT |
|--------------|----|------|----|---|---|----|----|----|-----|----|------|----|-----|----|-----|------|----|-----|
| Kiarra Sells | 7 | .474 | 19 | 4 | 9 | 3 | 0 | 2 | 4 | 18 | .947 | 3 | 1 | 4 | 0 | .565 | 0 | 0 |

ACTIVE ON-BASE STREAKS (MIN. 7 GAMES)

| | GM | AVG | AB | R | H | 2B | 3B | HR | RBI | TB | SLG | BB | HBP | SO | GDP | OBP | SB | ATT |
|--------------|----|------|----|---|----|----|----|----|-----|----|------|----|-----|----|-----|------|----|-----|
| Kiarra Sells | 11 | .444 | 27 | 7 | 12 | 3 | 0 | 3 | 5 | 24 | .889 | 9 | 1 | 4 | 0 | .595 | 0 | 1 |

PITCHING BREAKDOWN

| MONTH | GP | ERA | W-L | CG | SHO | SV | IP | H | R | ER | BB | SO | 2B | 3B | HR | B/AVG | WP | HP |
|----------|----|------|------|----|-----|----|-------|----|----|----|----|-----|----|----|----|-------|----|----|
| February | 19 | 1.50 | 17-2 | 8 | 4 | 3 | 121.0 | 62 | 28 | 26 | 31 | 175 | 10 | 1 | 8 | .150 | 6 | 5 |
| March | 20 | 1.24 | 15-5 | 11 | 8 | 4 | 135.0 | 77 | 33 | 24 | 28 | 184 | 11 | 2 | 7 | .163 | 11 | 6 |
| April | 4 | 3.98 | 1-2 | 1 | 0 | 0 | 19.1 | 14 | 12 | 11 | 10 | 20 | 1 | 0 | 2 | .197 | 1 | 2 |
| May | -- | -- | -- | -- | -- | -- | -- | -- | -- | -- | -- | -- | -- | -- | -- | -- | -- | -- |

| LOCATION | GP | ERA | W-L | CG | SHO | SV | IP | H | R | ER | BB | SO | 2B | 3B | HR | B/AVG | WP | HP |
|----------|----|------|------|----|-----|----|-------|----|----|----|----|-----|----|----|----|-------|----|----|
| Home | 21 | 1.15 | 17-4 | 12 | 8 | 4 | 140.0 | 68 | 27 | 23 | 31 | 203 | 12 | 1 | 9 | .143 | 5 | 5 |
| Away | 13 | 2.60 | 8-5 | 4 | 1 | 2 | 83.1 | 60 | 38 | 31 | 27 | 105 | 8 | 2 | 7 | .195 | 9 | 5 |
| Neutral | 8 | 0.94 | 8-0 | 4 | 3 | 1 | 52.0 | 25 | 8 | 7 | 11 | 71 | 2 | 0 | 1 | .142 | 4 | 3 |

| SERIES | GP | ERA | W-L | CG | SHO | SV | IP | H | R | ER | BB | SO | 2B | 3B | HR | B/AVG | WP | HP |
|----------------------|----|------|-----|----|-----|----|------|----|----|----|----|----|----|----|----|-------|----|----|
| Gettnerman Classic | 4 | 1.30 | 4-0 | 2 | 1 | 0 | 27.0 | 11 | 6 | 5 | 11 | 32 | 0 | 0 | 0 | .126 | 3 | 3 |
| The Snowman | 5 | 1.40 | 5-0 | 4 | 1 | 0 | 30.0 | 11 | 6 | 6 | 4 | 46 | 0 | 0 | 2 | .110 | 1 | 1 |
| Bulldog Invitational | 4 | 1.08 | 3-1 | 1 | 0 | 1 | 26.0 | 16 | 5 | 4 | 7 | 39 | 2 | 1 | 1 | .176 | 0 | 1 |
| Tiger Invitational | 4 | 1.52 | 3-1 | 1 | 1 | 0 | 23.0 | 13 | 5 | 5 | 7 | 31 | 7 | 0 | 0 | .163 | 2 | 1 |
| Jaguar Invitational | 5 | 0.85 | 5-0 | 3 | 2 | 2 | 33.0 | 19 | 4 | 4 | 3 | 49 | 0 | 0 | 2 | .161 | 2 | 2 |
| Tennessee | 3 | 1.22 | 1-2 | 2 | 1 | 0 | 23.0 | 12 | 7 | 4 | 6 | 29 | 2 | 0 | 2 | .156 | 2 | 2 |
| at Georgia | 3 | 3.68 | 1-2 | 1 | 0 | 0 | 19.0 | 17 | 15 | 10 | 5 | 24 | 1 | 1 | 2 | .227 | 3 | 0 |
| South Carolina | 3 | 1.67 | 2-1 | 2 | 1 | 1 | 21.0 | 16 | 5 | 5 | 5 | 26 | 5 | 0 | 1 | .211 | 0 | 1 |
| at Florida | 4 | 3.98 | 1-2 | 1 | 0 | 0 | 19.1 | 14 | 12 | 11 | 10 | 20 | 1 | 0 | 2 | .197 | 1 | 2 |
| Arkansas | -- | -- | -- | -- | -- | -- | -- | -- | -- | -- | -- | -- | -- | -- | -- | -- | -- | -- |
| at Texas A&M | -- | -- | -- | -- | -- | -- | -- | -- | -- | -- | -- | -- | -- | -- | -- | -- | -- | -- |
| LSU | -- | -- | -- | -- | -- | -- | -- | -- | -- | -- | -- | -- | -- | -- | -- | -- | -- | -- |
| at Ole Miss | -- | -- | -- | -- | -- | -- | -- | -- | -- | -- | -- | -- | -- | -- | -- | -- | -- | -- |
| SEC Tournament | -- | -- | -- | -- | -- | -- | -- | -- | -- | -- | -- | -- | -- | -- | -- | -- | -- | -- |

PINCH HITTING

| 2026 | AVG | AB | H | FP* | XBH | RBI |
|-----------------------|-------------|-----------|-----------|----------|----------|----------|
| TEAM | .280 | 50 | 14 | 7 | 7 | 9 |
| Abby Grace Richardson | 1.000 | 1 | 1 | 0 | 1 | 3 |
| Tatum Silva | 1.000 | 1 | 1 | 0 | 0 | 0 |
| Taylor Troutman | .417 | 12 | 5 | 1 | 3 | 3 |
| Des Rivera | .500 | 2 | 1 | 0 | 1 | 0 |
| Anna Carder | .333 | 6 | 2 | 1 | 0 | 0 |
| Abigail Stevens | .273 | 11 | 3 | 0 | 2 | 3 |
| Paige Ernstes | .143 | 7 | 1 | 2 | 0 | 0 |
| Gretta Grassel | -- | 0 | 0 | 1 | 0 | 0 |
| Xiane Romero | .000 | 3 | 0 | 1 | 0 | 0 |
| Gabby Schaeffer | .000 | 3 | 0 | 0 | 0 | 0 |
| Ally Supan | .000 | 2 | 0 | 1 | 0 | 0 |
| Kinley Keller | .000 | 1 | 0 | 0 | 0 | 0 |
| Kalani Sells | .000 | 1 | 0 | 0 | 0 | 0 |

| CAREER | AVG | AB | H | FP* | XBH | RBI |
|--------------------------|-------------|------------|-----------|-----------|-----------|-----------|
| UNDER RICKETTS | .247 | 365 | 90 | 83 | 33 | 71 |
| Tatum Silva ³ | 1.000 | 1 | 1 | 0 | 0 | 0 |
| Taylor Troutman | .417 | 12 | 5 | 1 | 3 | 3 |
| Anna Carder ⁴ | .375 | 8 | 3 | 1 | 0 | 0 |
| Paige Ernstes | .286 | 35 | 10 | 10 | 5 | 8 |
| Abby Grace Richardson | .286 | 7 | 2 | 1 | 2 | 3 |
| Abigail Stevens | .273 | 11 | 3 | 0 | 2 | 3 |
| Xiane Romero | .250 | 4 | 1 | 4 | 0 | 1 |
| Des Rivera ⁵ | .200 | 5 | 1 | 0 | 1 | 0 |
| Morgan Bernardini | .167 | 6 | 1 | 2 | 0 | 0 |
| Nadia Barbary | .000 | 2 | 0 | 0 | 0 | 0 |
| Gretta Grassel | .000 | 1 | 0 | 2 | 0 | 0 |
| Gabby Schaeffer | .000 | 3 | 0 | 0 | 0 | 0 |
| Kalani Sells | .000 | 2 | 0 | 0 | 0 | 0 |
| Kiarra Sells | .000 | 5 | 0 | 4 | 0 | 0 |
| Morgan Stiles | .000 | 2 | 0 | 0 | 0 | 0 |
| Ally Supan | .000 | 2 | 0 | 1 | 0 | 0 |
| Kinley Keller | .000 | 1 | 0 | 0 | 0 | 0 |

* Free Passes include walks and hit-by-pitches

SCORELESS INNINGS

| START TO FINISH INNINGS | 2026 | CAREER |
|-------------------------------|------|--------|
| Peja Goold ⁵ | 100 | 421 |
| Alyssa Faircloth ⁵ | 85 | 241 |
| Leila Ammon ⁵ | 44 | 133 |
| Delaney Everett | 3 | 76 |
| Brinkley Moreton | 2 | 2 |
| Abigail Stevens | 2 | 2 |
| Sara Phillips | 0 | 7 |

| STREAKS | ACTIVE | 2026 | CAREER |
|-------------------------------|--------|------|-------------------|
| Delaney Everett | 5.0* | 5.0* | 15.0 |
| Alyssa Faircloth ⁵ | 4.1 | 21.2 | 21.2 |
| Abigail Stevens | 2.0 | 2.0 | 2.0 |
| Brinkley Moreton | 0.2 | 2.0 | 2.0 |
| Sara Phillips | 0.1* | 0.1* | 7.0 |
| Peja Goold ⁵ | -- | 17.1 | 24.0 ⁵ |
| Leila Ammon ⁵ | -- | 16.1 | 16.1 |

INHERITED RUNNERS

| 2026 | PCT. | IR | RS |
|------------------|-------------|-----------|----------|
| TEAM | 47.1 | 17 | 8 |
| Peja Goold | 16.7 | 6 | 1 |
| Alyssa Faircloth | 62.5 | 8 | 5 |
| Leila Ammon | 66.7 | 3 | 2 |
| Delaney Everett | -- | 0 | 0 |
| Brinkley Moreton | -- | 0 | 0 |
| Sara Phillips | -- | 0 | 0 |
| Abigail Stevens | -- | 0 | 0 |

| CAREER | PCT. | IR | RS |
|-------------------------------|-------------|-----------|-----------|
| UNDER MOWATT-MCKINNEY | 45.3 | 86 | 39 |
| Sara Phillips | 0.0 | 2 | 0 |
| Peja Goold ⁵ | 39.6 | 48 | 19 |
| Alyssa Faircloth ⁵ | 47.8 | 23 | 11 |
| Leila Ammon ⁵ | 50.0 | 10 | 5 |
| Delaney Everett | 63.2 | 19 | 12 |
| Brinkley Moreton | -- | 0 | 0 |
| Abigail Stevens | -- | 0 | 0 |

THE SOUTHEASTERN CONFERENCE (THROUGH GAMES APRIL 8)



STANDINGS

| | CONF | PCT. | GB | ALL | PCT. | HOME | AWAY | NEUTRAL | USA T25 | LAST 10 | STREAK |
|-------------------|------|------|------|-------|------|-------|------|---------|---------|---------|--------|
| Oklahoma | 11-1 | .917 | --- | 38-3 | .927 | 18-0 | 12-2 | 8-1 | 6-2 | 9-1 | W5 |
| Alabama | 9-3 | .750 | 2.0 | 36-3 | .923 | 22-2 | 9-1 | 5-0 | 6-2 | 8-2 | W3 |
| Texas | 9-3 | .750 | 2.0 | 32-4 | .889 | 17-1 | 9-2 | 6-1 | 12-4 | 7-3 | L2 |
| Florida | 11-4 | .733 | 1.5 | 37-5 | .881 | 21-2 | 8-2 | 8-1 | 5-5 | 7-3 | W2 |
| Arkansas | 8-4 | .667 | 3.0 | 33-5 | .868 | 22-2 | 5-2 | 6-1 | 6-4 | 9-1 | W4 |
| Texas A&M | 8-4 | .667 | 3.0 | 27-12 | .692 | 17-3 | 3-4 | 7-5 | 6-10 | 7-3 | W2 |
| Tennessee | 9-6 | .600 | 3.5 | 34-6 | .850 | 15-3 | 5-3 | 14-0 | 14-4 | 6-4 | W3 |
| Georgia | 7-5 | .583 | 4.0 | 29-10 | .744 | 19-5 | 5-4 | 5-1 | 6-9 | 7-3 | W1 |
| Mississippi State | 5-7 | .417 | 6.0 | 33-9 | .786 | 17-4 | 8-5 | 8-0 | 6-8 | 5-5 | L1 |
| Missouri | 5-7 | .417 | 6.0 | 21-20 | .512 | 9-6 | 7-6 | 5-8 | 5-9 | 7-3 | W1 |
| LSU | 6-9 | .400 | 6.5 | 26-13 | .667 | 19-4 | 6-5 | 1-4 | 5-10 | 7-3 | W1 |
| South Carolina | 3-9 | .250 | 8.0 | 23-17 | .575 | 17-10 | 4-4 | 2-3 | 4-17 | 3-7 | L1 |
| Ole Miss | 2-10 | .167 | 9.0 | 26-15 | .634 | 11-6 | 7-6 | 8-3 | 2-10 | 6-4 | W3 |
| Auburn | 2-10 | .167 | 9.0 | 23-16 | .590 | 14-6 | 1-7 | 8-3 | 2-10 | 4-6 | L6 |
| Kentucky | 1-14 | .067 | 11.5 | 24-19 | .558 | 9-7 | 7-10 | 8-2 | 1-14 | 3-7 | W2 |

AROUND THE LEAGUE (ALL TIMES CT)

| | |
|-------------------------------|---|
| #3/3 Alabama: | 4/10 at Auburn, 6 p.m. (SECN+), 4/11 at Auburn, 12 p.m. (SECN), 4/12 at Auburn, 1 p.m. (SECN+) |
| #8/6 Arkansas: | 4/10 at #13/15 Mississippi St., 5 p.m. (SECN+), 4/11 at #13/15 Mississippi St., 2 p.m. (SECN+), 4/12 at #13/15 Mississippi St., 11 a.m. (SECN+) |
| Auburn: | 4/10 vs. #3/3 Alabama, 6 p.m. (SECN+), 4/11 vs. #3/3 Alabama, 12 p.m. (SECN), 4/12 vs. #3/3 Alabama, 1 p.m. (SECN+) |
| #6/7 Florida: | 4/10 at #RV/24 South Carolina, 5 p.m. (SECN), 4/11 at #RV/24 South Carolina, 2 p.m. (SECN), 4/12 at #RV/24 South Carolina, 12 p.m. (SECN+) |
| #16/14 Georgia: | 4/10 vs. Missouri, 5 p.m. (SECN+), 4/11 vs. Missouri, 1 p.m. (SECN+), 4/12 vs. Missouri, 1 p.m. (SECN+) |
| Kentucky: | 4/11 vs. #9/10 Tennessee, 12 p.m. (SECN+), 4/12 vs. #9/10 Tennessee, 5 p.m. (SECN), 4/13 vs. #9/10 Tennessee, 6 p.m. (SECN) |
| #21/18 LSU: | 4/10 vs. #12/11 Arizona, 6 p.m. (SECN+), 4/11 vs. #12/11 Arizona, 5 p.m. (SECN+), 4/12 vs. #12/11 Arizona, 11 a.m. (ESPN) |
| Missouri: | 4/10 at #16/14 Georgia, 5 p.m. (SECN+), 4/11 at #16/14 Georgia, 1 p.m. (SECN+), 4/12 at #16/14 Georgia, 1 p.m. (SECN+) |
| #2/2 Oklahoma: | 4/10 at #4/4 Texas, 6 p.m. (ESPN2) 4/11 at #4/4 Texas, 7 p.m. (ESPN), 4/12 at #4/4 Texas, 1 p.m. (ESPN) |
| Ole Miss: | 4/10 vs. #14/13 Texas A&M, 6 p.m. (SECN+), 4/11 vs. #14/13 Texas A&M, 2 p.m. (SECN+), 4/12 vs. #14/13 Texas A&M, 1 p.m. (SECN+) |
| #RV/24 South Carolina: | 4/10 vs. #6/7 Florida, 5 p.m. (SECN), 4/11 vs. #6/7 Florida, 2 p.m. (SECN), 4/12 vs. #6/7 Florida, 12 p.m. (SECN+) |
| #9/10 Tennessee: | 4/10 at Kentucky, 12 p.m. (SECN+), 4/11 at Kentucky, 5 p.m. (SECN), 4/12 at Kentucky, 6 p.m. (SECN) |
| #4/4 Texas: | 4/10 vs. #2/2 Oklahoma, 6 p.m. (ESPN2) 4/11 vs. #2/2 Oklahoma, 7 p.m. (ESPN), 4/12 vs. #2/2 Oklahoma, 1 p.m. (ESPN) |
| #14/13 Texas A&M: | 4/10 at Ole Miss, 6 p.m. (SECN+), 4/11 at Ole Miss, 2 p.m. (SECN+), 4/12 at Ole Miss, 1 p.m. (SECN+) |

MSU AROUND THE NATION (THROUGH GAMES APRIL 8)

| TEAM STAT RANKINGS (TOP 50) | VALUE | RANK |
|-------------------------------|-------|------|
| Doubles | 66 | 37 |
| Earned Run Average | 1.55 | 2 |
| Fielding Pct. | .983 | 4 |
| Fielding Independent Pitching | 1.40 | 2 |
| Hits Allowed / 7 Inn. | 3.89 | 2 |
| Home Runs | 51 | 40 |
| Sacrifice Flies | 20 | 9 |
| Scoring Defense | 1.74 | 3 |
| Shutouts | 12 | 6 |
| Strikeouts (Pitching) | 379 | 1 |
| Strikeouts Looking (Pitching) | 78 | 1 |
| Strikeout Rate (Pitching) | 36.0% | 2 |
| Strikeout-Walk Ratio | 5.49 | 1 |
| Strikeouts / 7 Inn. | 9.64 | 2 |
| Total Bases | 540 | 50 |
| Walks (Pitching) | 69 | 13 |
| Walk Rate (Pitching) | 6.6% | 12 |
| WHIP | 0.81 | 2 |
| Winning Pct. | .786 | 16 |

| INDIVIDUAL STAT RANKINGS (TOP 50) | VALUE | RANK |
|-----------------------------------|-------|------|
| LEILA AMMON | | |
| Earned Run Avg. | 1.18 | 6 |
| Fielding Independent Pitching | 0.99 | 2 |
| Hits Allowed / 7 inn. | 3.68 | 8 |
| Strikeout Rate | 29.9% | 24 |
| Strikeouts / 7 inn. | 7.74 | 44 |
| Strikeout-to-Walk Ratio | 6.56 | 10 |
| WHIP | 0.69 | 3 |
| Walk Rate | 4.6% | 37 |
| Walks / 7 inn. | 1.18 | 20 |
| ALYSSA FAIRCLOTH | | |
| Earned Run Avg. | 1.74 | 27 |
| Fielding Independent Pitching | 1.00 | 3 |
| Hits Allowed / 7 inn. | 4.21 | 15 |
| Saves | 4 | 7 |
| Strikeouts | 178 | 5 |
| Strikeout Rate | 43.8% | 2 |
| Strikeouts / 7 inn. | 11.90 | 4 |
| Strikeout-to-Walk Ratio | 6.85 | 7 |
| WHIP | 0.85 | 9 |
| PEJA GOOLD | | |
| Complete Games | 10 | 25 |
| Earned Run Avg. | 1.42 | 12 |
| Fielding Independent Pitching | 1.48 | 5 |
| Hits Allowed / 7 inn. | 3.41 | 6 |
| Saves | 3 | 23 |
| Shutouts | 7 | 3 |
| Strikeouts | 140 | 13 |
| Strikeout Rate | 34.1% | 14 |
| Strikeouts / 7 inn. | 9.02 | 21 |
| Strikeout-to-Walk Ratio | 5.19 | 18 |
| WHIP | 0.74 | 5 |
| Wins | 13 | 30 |

TEAM STAT RANKINGS

| CATEGORY | VALUE | RANK |
|--------------------|-------|------|
| Batting Avg. | .299 | 11th |
| Slugging Pct. | .509 | 10th |
| On-Base Pct. | .380 | 13th |
| Hits | 317 | 8th |
| Runs Scored | 228 | 12th |
| Doubles | 66 | 7th |
| Triples | 2 | 13th |
| Home Runs | 51 | 8th |
| Total Bases | 540 | 9th |
| At Bats | 1,060 | 5th |
| Walks | 130 | 14th |
| Stolen Bases | 35 | 8th |
| Earned Run Avg. | 1.55 | 2nd |
| Opp. Batting Avg. | .160 | 2nd |
| Innings Pitched | 275.1 | 2nd |
| Strikeouts | 379 | 1st |
| Strikeouts Looking | 78 | 1st |
| Walks Allowed | 69 | 1st |
| Hits Allowed | 153 | 3rd |
| Runs Allowed | 73 | 3rd |
| Fielding Pct. | .983 | 4th |

MSU IN THE FINAL POLLS

NFCA COACHES' POLL

| TEAM | RECORD | PREV |
|------------------------------|-------------|-----------|
| 1. Texas Tech (26) | 38-2 | 2 |
| 2. Oklahoma (1) | 38-3 | 3 |
| 3. Alabama (2) | 35-3 | 4 |
| 4. Texas (2) | 32-4 | 1 |
| 5. Florida State | 35-4 | 6 |
| 6. Florida | 36-5 | 5 |
| 7. Nebraska | 30-6 | 8 |
| 8. Arkansas | 32-5 | 9 |
| 9. Tennessee | 32-6 | 7 |
| 10. UCLA | 33-5 | 10 |
| 11. Virginia Tech | 33-5 | 11 |
| 12. Arizona | 29-8 | 14 |
| 13. Mississippi State | 33-9 | 13 |
| 14. Texas A&M | 26-12 | 16 |
| 15. Oregon | 29-9 | 18 |
| 16. Georgia | 28-10 | 15 |
| 17. Virginia | 31-6 | 12 |
| 18. Duke | 28-11 | 23 |
| 19. Oklahoma State | 25-10 | 19 |
| 20. Grand Canyon | 37-4 | 17 |
| 21. LSU | 25-13 | 22 |
| 22. Washington | 31-9 | 21 |
| 23. Arizona State | 29-11 | 20 |
| 24. Stanford | 22-12 | 24 |
| 25. UCF | 30-10-1 | RV |

RECEIVING VOTES: Louisville (32), Southeastern Louisiana (27), South Carolina (26), Belmont (14), North Carolina (9), Nevada (6), Kansas (5), Saint Mary's (5), Clemson (1), Omaha (1).

DISOFTBALL.COM

| TEAM | RECORD | PREV |
|------------------------------|-------------|-----------|
| 1. Texas Tech | 38-2 | 2 |
| 2. Oklahoma | 38-3 | 3 |
| 3. Alabama | 35-3 | 4 |
| 4. Texas | 32-4 | 1 |
| 5. Nebraska | 30-6 | 5 |
| 6. Arkansas | 33-5 | 6 |
| 7. Florida | 36-5 | 7 |
| 8. Florida State | 35-4 | 9 |
| 9. Tennessee | 32-6 | 8 |
| 10. UCLA | 33-5 | 10 |
| 11. Virginia Tech | 33-5 | 11 |
| 12. Arizona | 29-9 | 13 |
| 13. Georgia | 28-10 | 12 |
| 14. Texas A&M | 26-12 | 15 |
| 15. Mississippi State | 33-9 | 14 |
| 16. Duke | 28-11 | 18 |
| 17. Oregon | 29-9 | 20 |
| 18. Oklahoma State | 25-10 | 19 |
| 19. Virginia | 31-6 | 17 |
| 20. LSU | 25-13 | 22 |
| 21. UCF | 30-10-1 | 24 |
| 22. Washington | 31-9 | 16 |
| 23. Grand Canyon | 37-4 | 21 |
| 24. Arizona State | 29-11 | 23 |
| 25. Kansas | 27-11 | NR |

MSU RANKING HISTORY

NFCA/USA Today

Highest: 11 (Week 6, 2026)
First Top 5: N/A
First Top 10: N/A
First Top 25: Week 3, 2000 (24)
Last Top 25: Week 9, 2026 (13)

USA Softball

Highest: 12 (Week 6, 2026)
First Top 5: N/A
First Top 10: N/A
First Top 25: Week 4, 2006 (24)
Last Top 25: Week 9, 2026 (15)

ESPN/USA SOFTBALL

| TEAM | RECORD | PREV |
|------------------------------|-------------|-----------|
| 1. Texas Tech (17) | 38-2 | 2 |
| 2. Oklahoma (2) | 38-3 | 3 |
| 3. Alabama (6) | 35-3 | 5 |
| 4. Texas | 32-4 | 1 |
| 5. Nebraska | 30-6 | 4 |
| 6. Arkansas | 32-5 | 6 |
| 7. Florida | 36-5 | 7 |
| 8. UCLA | 33-5 | 9 |
| 9. Florida State | 35-4 | 10 |
| 10. Tennessee | 32-6 | 8 |
| 11. Arizona | 29-8 | 13 |
| 12. Virginia Tech | 33-5 | 12 |
| 13. Texas A&M | 26-12 | 15 |
| 14. Georgia | 28-10 | 11 |
| 15. Mississippi State | 33-9 | 16 |
| 16. Duke | 28-11 | 19 |
| 17. Oregon | 29-9 | 18 |
| 18. LSU | 25-13 | 20 |
| 19. Washington | 31-9 | 14 |
| 20. Oklahoma State | 25-10 | 21 |
| 21. Virginia | 31-6 | 17 |
| 22. UCF | 30-10-1 | 25 |
| 23. Stanford | 22-12 | 24 |
| 24. South Carolina | 23-17 | RV |
| 25. Grand Canyon | 37-4 | 22 |

RECEIVING VOTES: Louisville (24), Clemson (21), Ole Miss (17), Arizona State (9), Belmont (7), Boston U (4), Kansas (3), Marshall (2), Baylor (1), Jacksonville State (1), Southeastern Louisiana (1).

SOFTBALL AMERICA

| TEAM | RECORD | PREV |
|------------------------------|-------------|-----------|
| 1. Alabama | 35-3 | 4 |
| 2. Texas Tech | 38-2 | 2 |
| 3. Oklahoma | 38-3 | 3 |
| 4. Texas | 32-4 | 1 |
| 5. Nebraska | 30-6 | 5 |
| 6. Florida State | 35-4 | 8 |
| 7. Arkansas | 32-5 | 6 |
| 8. Florida | 36-5 | 7 |
| 9. UCLA | 33-5 | 9 |
| 10. Tennessee | 32-6 | 11 |
| 11. Virginia Tech | 33-5 | 13 |
| 12. Arizona | 29-8 | 14 |
| 13. Texas A&M | 26-12 | 17 |
| 14. Georgia | 28-10 | 10 |
| 15. Duke | 28-11 | 19 |
| 16. Mississippi State | 33-9 | 15 |
| 17. Oregon | 29-9 | 16 |
| 18. LSU | 25-13 | 20 |
| 19. UCF | 30-10-1 | 21 |
| 20. Oklahoma State | 25-10 | 23 |
| 21. Virginia | 31-6 | 12 |
| 22. Washington | 31-9 | 18 |
| 23. Kansas | 27-11 | NR |
| 24. Louisville | 32-8 | NR |
| 25. Southeastern Louisiana | 33-9 | NR |

MSU WEEK-BY-WEEK

| | NFCA | USA | D1 | SA | DSR | RPI | RECORD |
|-----------|------|-----|----|----|-----|-----|--------|
| Preseason | 22 | 24 | 23 | 21 | -- | -- | 0-0 |
| Week 1 | 19 | 21 | 17 | 18 | 22 | -- | 4-0 |
| Week 2 | 14 | 18 | 14 | 13 | 12 | -- | 10-0 |
| Week 3 | 12 | 19 | 14 | 16 | 15 | -- | 14-1 |
| Week 4 | 12 | 17 | 13 | 17 | 15 | -- | 18-2 |
| Week 5 | 12 | 14 | 12 | 13 | 11 | 9 | 24-2 |
| Week 6 | 11 | 12 | 11 | 13 | 10 | 9 | 27-4 |
| Week 7 | 12 | 14 | 14 | 14 | 11 | 13 | 29-6 |
| Week 8 | 13 | 16 | 14 | 15 | 14 | 13 | 32-7 |
| Week 9 | 13 | 15 | 15 | 16 | 13 | 14 | 33-9 |
| Week 10 | | | | | | | |
| Week 11 | | | | | | | |
| Week 12 | | | | | | | |
| Week 13 | | | | | | | |
| Week 14 | | | | | | | |
| Final | | | | | | | |

VS. RANKED OPPONENTS

| DATE | OPPONENT | NFCA RANK | RESULT |
|---------|----------------|-----------|------------|
| Feb. 28 | Clemson | 25 | L, 0-3 |
| Mar. 1 | Clemson | 25 | W, 9-1 (6) |
| Mar. 13 | Tennessee | 1 | L, 1-3 (9) |
| Mar. 14 | Tennessee | 1 | W, 1-0 |
| Mar. 15 | Tennessee | 1 | L, 1-4 |
| Mar. 20 | Georgia | 15 | L, 3-6 |
| Mar. 21 | Georgia | 15 | W, 3-2 |
| Mar. 22 | Georgia | 15 | L, 4-7 |
| Mar. 28 | South Carolina | 23 | L, 0-2 |
| Mar. 29 | South Carolina | 23 | W, 2-0 |
| Mar. 30 | South Carolina | 23 | W, 4-3 |
| Apr. 3 | Florida | 5 | L, 0-2 |
| Apr. 4 | Florida | 5 | W, 9-5 |
| Apr. 5 | Florida | 5 | L, 4-5 |
| Apr. 10 | Arkansas | 8 | |
| Apr. 11 | Arkansas | 8 | |
| Apr. 12 | Arkansas | 8 | |

RECORD: 6-8

ALL-TIME RECORD VS. RANKED OPPONENTS*

| RANKING | RECORD | RANKING | RECORD |
|---------|--------|--------------|----------------|
| 1 | 4-19 | 14 | 7-21 |
| 2 | 2-20 | 15 | 5-27 |
| 3 | 5-26 | 16 | 4-16 |
| 4 | 6-34 | 17 | 11-20 |
| 5 | 2-21 | 18 | 9-11 |
| 6 | 3-11 | 19 | 8-9 |
| 7 | 9-28 | 20 | 8-11 |
| 8 | 4-12 | 21 | 8-19 |
| 9 | 4-13 | 22 | 10-8 |
| 10 | 9-33 | 23 | 8-8 |
| 11 | 6-15 | 24 | 6-12 |
| 12 | 1-16 | 25 | 8-7 |
| 13 | 5-17 | TOTAL | 151-434 |

*The NFCA/USA Today Coaches' Poll is considered the poll of record by Mississippi State.

RESULTS



2026 Mississippi State Softball
 Conference statistics for Mississippi State (as of Apr 05, 2026)
 (SEC games only Sorted by Batting avg)



Record: 5-7 Home: 3-3 Away: 2-4 SEC: 5-7

| Player | avg | gp-gs | ab | r | h | 2b | 3b | hr | rbi | tb | slg% | bb | hp | so | gdp | ob% | sf | sh | sb-att | po | a | e | fld% | |
|----------------------|------|-------|-----|----|----|----|----|----|-----|-----|------|----|----|----|-----|-------|----|----|--------|-----|----|----|-------|--|
| 10 Nadia Barbary | .361 | 12-12 | 36 | 5 | 13 | 2 | 0 | 2 | 5 | 21 | .583 | 3 | 1 | 2 | 1 | .425 | 0 | 0 | 0-0 | 3 | 15 | 3 | .857 | |
| 9 Kiarra Sells | .303 | 12-12 | 33 | 4 | 10 | 2 | 0 | 2 | 2 | 18 | .545 | 7 | 1 | 7 | 0 | .439 | 0 | 0 | 0-1 | 7 | 0 | 0 | 1.000 | |
| 24 Morgan Stiles | .289 | 12-12 | 38 | 3 | 11 | 1 | 0 | 0 | 3 | 12 | .316 | 3 | 0 | 5 | 1 | .341 | 0 | 0 | 0-0 | 13 | 16 | 0 | 1.000 | |
| 23 Des Rivera | .194 | 12-11 | 36 | 1 | 7 | 2 | 0 | 0 | 2 | 9 | .250 | 0 | 1 | 0 | 0 | .211 | 1 | 0 | 0-0 | 94 | 8 | 2 | .981 | |
| 13 Morgan Bernardini | .176 | 12-12 | 34 | 1 | 6 | 0 | 0 | 1 | 1 | 9 | .265 | 0 | 1 | 5 | 1 | .200 | 0 | 0 | 0-0 | 9 | 1 | 0 | 1.000 | |
| ----- | | | | | | | | | | | | | | | | | | | | | | | | |
| 19 Anna Carder | .294 | 8-6 | 17 | 1 | 5 | 1 | 0 | 0 | 0 | 6 | .353 | 0 | 0 | 1 | 0 | .294 | 0 | 0 | 0-0 | 4 | 0 | 0 | 1.000 | |
| 22 Tatum Silva | .222 | 12-7 | 18 | 1 | 4 | 0 | 0 | 0 | 0 | 4 | .222 | 1 | 0 | 4 | 0 | .263 | 0 | 0 | 1-1 | 19 | 0 | 1 | .950 | |
| 41 Taylor Troutman | .208 | 11-7 | 24 | 2 | 5 | 1 | 0 | 2 | 6 | 12 | .500 | 0 | 0 | 7 | 1 | .200 | 1 | 0 | 0-0 | 0 | 0 | 0 | .000 | |
| 12 Paige Ernestes | .200 | 8-5 | 15 | 1 | 3 | 2 | 0 | 1 | 6 | 8 | .533 | 2 | 2 | 2 | 0 | .368 | 0 | 1 | 0-0 | 29 | 1 | 0 | 1.000 | |
| 2 Abby G. Richardson | .182 | 11-7 | 11 | 2 | 2 | 0 | 0 | 0 | 0 | 2 | .182 | 4 | 0 | 5 | 0 | .400 | 0 | 0 | 1-1 | 38 | 2 | 0 | 1.000 | |
| 33 Kinley Keller | .118 | 12-5 | 17 | 1 | 2 | 0 | 0 | 1 | 2 | 5 | .294 | 0 | 0 | 4 | 0 | .118 | 0 | 0 | 0-0 | 4 | 1 | 0 | 1.000 | |
| 83 Xiane Romero | .111 | 9-7 | 18 | 3 | 2 | 1 | 0 | 1 | 3 | 6 | .333 | 1 | 0 | 4 | 1 | .158 | 0 | 0 | 0-0 | 10 | 15 | 2 | .926 | |
| 7 Gabby Schaeffer | .083 | 8-5 | 12 | 2 | 1 | 0 | 0 | 1 | 1 | 4 | .333 | 1 | 0 | 4 | 0 | .154 | 0 | 0 | 1-2 | 8 | 10 | 1 | .947 | |
| 11 Abigail Stevens | .000 | 3-0 | 3 | 0 | 0 | 0 | 0 | 0 | 0 | 0 | .000 | 0 | 0 | 1 | 0 | .000 | 0 | 0 | 0-0 | 0 | 0 | 0 | .000 | |
| 42 Kalani Sells | .000 | 11-0 | 1 | 2 | 0 | 0 | 0 | 0 | 0 | 0 | .000 | 1 | 0 | 0 | 0 | .500 | 0 | 0 | 0-0 | 5 | 1 | 0 | 1.000 | |
| 1 Gretta Grassel | .000 | 6-0 | 0 | 1 | 0 | 0 | 0 | 0 | 0 | 0 | .000 | 0 | 0 | 0 | 0 | .000 | 0 | 0 | 0-0 | 2 | 0 | 0 | 1.000 | |
| 5 Ally Supan | .000 | 9-0 | 0 | 2 | 0 | 0 | 0 | 0 | 0 | 0 | .000 | 0 | 1 | 0 | 0 | 1.000 | 0 | 0 | 0-0 | 0 | 0 | 0 | .000 | |
| Totals | .227 | 12 | 313 | 32 | 71 | 12 | 0 | 11 | 31 | 116 | .371 | 23 | 7 | 51 | 5 | .293 | 2 | 1 | 3-5 | 247 | 77 | 10 | .970 | |
| Opponents | .197 | 12 | 299 | 39 | 59 | 9 | 1 | 7 | 35 | 91 | .304 | 26 | 5 | 99 | 1 | .269 | 4 | 4 | 4-7 | 249 | 97 | 5 | .986 | |

LOB - Team (65), Opp (52). DPs turned - Team (4), Opp (6). Picked off - Ka. Sells 1.

(SEC games only Sorted by Earned run avg)

| Player | era | w-l | app | gs | cg | sho | sv | ip | h | r | er | bb | so | 2b | 3b | hr | b/avg | wp | hp | bk | sfa | sha |
|--------------------|------|-----|-----|----|----|-----|----|------|----|----|----|----|----|----|----|----|-------|----|----|----|-----|-----|
| 4 Alyssa Faircloth | 1.91 | 2-2 | 8 | 4 | 3 | 0/0 | 0 | 36.2 | 28 | 13 | 10 | 9 | 52 | 4 | 0 | 3 | .211 | 2 | 1 | 0 | 2 | 2 |
| 3 Peja Goold | 2.79 | 2-5 | 9 | 6 | 3 | 2/0 | 1 | 37.2 | 23 | 20 | 15 | 12 | 41 | 2 | 1 | 4 | .169 | 3 | 4 | 0 | 1 | 0 |
| ----- | | | | | | | | | | | | | | | | | | | | | | |
| 17 Leila Ammon | 4.38 | 1-0 | 5 | 2 | 0 | 0/0 | 0 | 8.0 | 8 | 6 | 5 | 5 | 6 | 3 | 0 | 0 | .267 | 1 | 0 | 0 | 1 | 2 |
| Totals | 2.55 | 5-7 | 12 | 12 | 6 | 2/0 | 1 | 82.1 | 59 | 39 | 30 | 26 | 99 | 9 | 1 | 7 | .197 | 6 | 5 | 0 | 4 | 4 |
| Opponents | 2.45 | 7-5 | 12 | 12 | 3 | 2/1 | 2 | 83.0 | 71 | 32 | 29 | 23 | 51 | 12 | 0 | 11 | .227 | 3 | 7 | 0 | 2 | 1 |

PB - Team (3), D. Rivera 3. Pickoffs - Team (0), Opp (1). SBA/ATT - D. Rivera (4-7), P. Goold (2-4), A. Faircloth (2-3).

WINNING PLAY LOG

| DATE | GM | RECORD | OPPONENT | FINAL | BATTER | INNING | OUTS | SCORE AT TIME | PLAY | WINNING RUN |
|---------|----|--------|------------------------|-------------|------------|--------|------|---------------|---|-------------|
| Feb. 5 | 1 | 1-0 | at Baylor | W, 10-0 (5) | Barbary | 1 | 0 | 0-0 | Two-run home run to CF | Stiles |
| Feb. 6 | 2 | 2-0 | vs. Northwestern State | W, 9-3 | Troutman | 2 | 0 | 3-0 | Solo home run to right-center | Troutman |
| Feb. 6 | 3 | 3-0 | vs. Wichita State | W, 5-2 (8) | Barbary | 8 | 1 | 2-1 | Three-run home run to LF | Romero |
| Feb. 7 | 4 | 4-0 | vs. New Mexico | W, 8-1 | Carder | 1 | 1 | 1-0 | Sacrifice fly to LF | Barbary |
| Feb. 10 | 5 | 5-0 | SOUTHERN MISS | W, 5-0 | Barbary | 3 | 1 | 0-0 | Sacrifice fly to CF | Schaeffer |
| Feb. 13 | 6 | 6-0 | MURRAY STATE | W, 9-1 (5) | Carder | 1 | 0 | 1-0 | RBI walk | Barbary |
| Feb. 13 | 7 | 7-0 | RUTGERS | W, 8-0 (6) | Carder | 1 | 1 | 0-0 | RBI single to LF | Stiles |
| Feb. 14 | 8 | 8-0 | RUTGERS | W, 7-2 | Richardson | 6 | 1 | 2-2 | Pinch-hit two-run home run to LF | Rivera |
| Feb. 14 | 9 | 9-0 | NORTH TEXAS | W, 3-1 | Stiles | 4 | 1 | 1-1 | RBI ground out to second base | Keller |
| Feb. 15 | 10 | 10-0 | NORTH TEXAS | W, 10-2 (5) | Barbary | 2 | 1 | 2-0 | Walk, Keller scores on wild pitch | Keller |
| Feb. 18 | 11 | 11-0 | MEMPHIS | W, 8-4 | Bernardini | 3 | 1 | 3-1 | Grand slam to LF | Richardson |
| Feb. 20 | 12 | 11-1 | BELMONT | L, 0-1 | -- | -- | -- | -- | -- | -- |
| Feb. 20 | 13 | 12-1 | SAMFORD | W, 6-2 | Keller | 1 | 2 | 2-1 | RBI double down LF line | Ki. Sells |
| Feb. 21 | 14 | 13-1 | BELMONT | W, 4-1 | Carder | 1 | 1 | 1-0 | RBI single through the right side | Ki. Sells |
| Feb. 21 | 15 | 14-1 | DELAWARE STATE | W, 19-1 (5) | Carder | 1 | 0 | 1-0 | Line out to 1B, runner scores on error | Barbary |
| Feb. 25 | 16 | 15-1 | at Georgia Tech | W, 8-3 | Carder | 5 | 1 | 3-1 | Sacrifice fly to CF | Ki. Sells |
| Feb. 27 | 17 | 16-1 | vs. Wofford | W, 9-1 (6) | Silva | 2 | 2 | 1-0 | RBI single up the middle | Bernardini |
| Feb. 28 | 18 | 17-1 | vs. Georgia Southern | W, 8-0 (5) | Ki. Sells | 3 | 1 | 0-0 | Three-run home run to LC | Stiles |
| Feb. 28 | 19 | 17-2 | at Clemson | L, 0-3 | -- | -- | -- | -- | -- | -- |
| Mar. 1 | 20 | 18-2 | at Clemson | W, 9-1 (6) | Ki. Sells | 3 | 1 | 1-0 | Solo home run to LF | Ki. Sells |
| Mar. 4 | 21 | 19-2 | at UAB | W, 6-1 | Barbary | 5 | 2 | 1-1 | Three-run home run to RF | Silva |
| Mar. 6 | 22 | 20-2 | vs. New Mexico | W, 1-0 | Richardson | 3 | 2 | 0-0 | RBI doubled to LC | Ki. Sells |
| Mar. 6 | 23 | 21-2 | at South Alabama | W, 3-1 | Rivera | 1 | 1 | 1-0 | Sacrifice fly to LF (foul); 7-5-4 double play | Barbary |
| Mar. 7 | 24 | 22-2 | vs. New Mexico | W, 4-0 | Bernardini | 1 | 2 | 0-0 | Two-run double to RC | Barbary |
| Mar. 7 | 25 | 23-2 | vs. Samford | W, 9-1 (5) | Silva | 2 | 1 | 1-0 | Runner scores on wild pitch | Rivera |
| Mar. 8 | 26 | 24-2 | at South Alabama | W, 4-2 | Ki. Sells | 5 | 0 | 2-2 | Two-run homer to LC | Barbary |
| Mar. 10 | 27 | 25-2 | SOUTHEAST MISSOURI | W, 9-0 (5) | Bernardini | 1 | 1 | 0-0 | Reach on shortstop's error; two runs score | Stiles |
| Mar. 10 | 28 | 26-2 | SOUTHEAST MISSOURI | W, 4-0 | Schaeffer | 2 | 1 | 0-0 | Solo home run to LF | Schaeffer |
| Mar. 13 | 29 | 26-3 | TENNESSEE* | L, 1-3 (9) | -- | -- | -- | -- | -- | -- |
| Mar. 14 | 30 | 27-3 | TENNESSEE* | W, 1-0 | Troutman | 7 | 0 | 0-0 | Solo home run to CF | Troutman |
| Mar. 15 | 31 | 27-4 | TENNESSEE* | L, 1-4 | -- | -- | -- | -- | -- | -- |
| Mar. 18 | 32 | 28-4 | UAB | W, 4-0 | Stiles | 6 | 1 | 0-0 | RBI single to RC | Silva |
| Mar. 20 | 33 | 28-5 | at Georgia* | L, 3-6 | -- | -- | -- | -- | -- | -- |
| Mar. 21 | 34 | 29-5 | at Georgia* | W, 3-2 | Keller | 6 | 0 | 2-2 | Solo home run to LF | Keller |
| Mar. 22 | 35 | 29-6 | at Georgia* | L, 4-7 | -- | -- | -- | -- | -- | -- |
| Mar. 25 | 36 | 30-6 | UT MARTIN | W, 7-0 | Barbary | 1 | 1 | 0-0 | RBI double to LC | Ki. Sells |
| Mar. 28 | 37 | 30-7 | SOUTH CAROLINA* | L, 0-2 | -- | -- | -- | -- | -- | -- |
| Mar. 29 | 38 | 31-7 | SOUTH CAROLINA* | W, 2-0 | Bernardini | 6 | 1 | 0-0 | Reach on shortstop's error; one run scores | Supan |
| Mar. 30 | 39 | 32-7 | SOUTH CAROLINA* | W, 4-3 | Barbary | 5 | 1 | 3-1 | RBI ground out to pitcher | Romero |
| Apr. 3 | 40 | 32-8 | at Florida* | L, 0-2 | -- | -- | -- | -- | -- | -- |
| Apr. 4 | 41 | 33-8 | at Florida* | W, 9-5 | Barbary | 5 | 2 | 4-0 | Two-run homer to LF | Barbary |
| Apr. 5 | 42 | 33-9 | at Florida* | L, 4-5 | -- | -- | -- | -- | -- | -- |
| Apr. 10 | 43 | | ARKANSAS* | | | | | | | |
| Apr. 11 | 44 | | ARKANSAS* | | | | | | | |
| Apr. 12 | 45 | | ARKANSAS* | | | | | | | |
| Apr. 17 | 46 | | at Texas A&M* | | | | | | | |
| Apr. 18 | 47 | | at Texas A&M* | | | | | | | |
| Apr. 19 | 48 | | at Texas A&M* | | | | | | | |
| Apr. 24 | 49 | | LSU* | | | | | | | |
| Apr. 25 | 50 | | LSU* | | | | | | | |
| Apr. 26 | 51 | | LSU* | | | | | | | |
| Apr. 30 | 52 | | at Ole Miss* | | | | | | | |
| May 1 | 53 | | at Ole Miss* | | | | | | | |
| May 2 | 54 | | at Ole Miss* | | | | | | | |

GAME-WINNING RBI: Barbary (7), Carder (6), Ki. Sells (3), No RBI (5), Bernardini (2), Keller (2), Richardson (2), Stiles (2), Troutman (2), Rivera (1), Schaeffer (1), Silva (1)
GAME-WINNING RUN: Barbary (7), Ki. Sells (6), Stiles (4), Keller (3), Rivera (2), Romero (2), Schaeffer (2), Silva (2), Troutman (2), Bernardini (1), Richardson (1), Supan (1)

BOLD denotes walk-off winning play (run-rule games not included)

GAME-CHANGING PLAY LOG

*Data courtesy of 643 Charts

| DATE | OPPONENT | SCORE | INNING | OUTS | BASES | WIN% PRIOR | WIN% AFTER | CHANGE | PLAY | FINAL |
|---------|------------------------|-------|--------|------|-----------|------------|------------|--------|---|------------------|
| Feb. 5 | at Baylor | 0-0 | 1 | 0 | 1st | 48.70 | 73.80 | 25.10 | Barbary two-run home run to CF | W, 10-0 (5 inn.) |
| Feb. 6 | vs. Northwestern State | 0-0 | 1 | 2 | 2nd & 3rd | 66.55 | 82.02 | 15.47 | Carder reached on E4; two runs score | W, 9-3 |
| Feb. 6 | vs. Wichita State | 1-1 | 8 | 1 | 3rd | 55.19 | 79.50 | 24.31 | Romero reached on RBI FC to pitcher | W, 5-2 (8 inn.) |
| Feb. 7 | vs. New Mexico | 0-0 | 1 | 0 | Empty | 45.43 | 64.69 | 19.26 | Stiles solo home run to RF | W, 8-1 |
| Feb. 10 | SOUTHERN MISS | 0-0 | 1 | 2 | 3rd | 57.94 | 68.06 | 10.12 | (Def) Ammon strikes batter out looking | W, 5-0 |
| Feb. 13 | MURRAY STATE | 0-0 | 1 | 0 | 1st | 74.08 | 81.49 | 7.41 | Barbary walked | W, 9-1 (5 inn.) |
| Feb. 13 | RUTGERS | 0-0 | 1 | 1 | 1st & 2nd | 71.93 | 82.84 | 10.91 | Carder RBI double to LF | W, 8-0 (6 inn.) |
| Feb. 14 | RUTGERS | 2-2 | 6 | 1 | 1st | 63.88 | 94.36 | 30.48 | Richardson pinch-hit two-run home run to LF | W, 7-2 |
| Feb. 14 | NORTH TEXAS | 0-1 | 3 | 0 | Empty | 49.71 | 67.38 | 17.67 | Ki. Sells solo home run to LF | W, 3-1 |
| Feb. 15 | NORTH TEXAS | 1-0 | 2 | 0 | Empty | 84.63 | 92.25 | 7.62 | Richardson doubled to LC | W, 10-2 (5 inn.) |
| Feb. 18 | MEMPHIS | 0-1 | 3 | 1 | 1st & 3rd | 65.64 | 91.23 | 25.59 | Ki. Sells three-run home run to RC | W, 8-4 |
| Feb. 20 | BELMONT | 0-0 | 2 | 2 | 1st & 2nd | 59.20 | 63.98 | 7.78 | (Def) Goold strikes batter out swinging | L, 0-1 |
| Feb. 20 | SAMFORD | 0-1 | 1 | 0 | 2nd & 3rd | 75.73 | 94.93 | 19.20 | Ki. Sells two-run double down LF line | W, 6-2 |
| Feb. 21 | BELMONT | 0-0 | 1 | 0 | Empty | 70.68 | 82.02 | 11.34 | Stiles doubled to CF | W, 4-1 |
| Feb. 21 | DELAWARE STATE | 0-0 | 1 | 0 | Empty | 78.19 | 89.45 | 11.26 | Stiles doubled to RF | W, 19-1 (5 inn.) |
| Feb. 25 | at Georgia Tech | 4-2 | 6 | 1 | 1st & 3rd | 66.35 | 92.60 | 26.25 | (Def) Barbary starts 5-3-2 double play | W, 8-3 |
| Feb. 27 | vs. Wofford | 0-0 | 2 | 0 | 1st | 55.77 | 85.90 | 30.13 | Bernardini RBI triple to RC | W, 9-1 (6) |
| Feb. 28 | vs. Georgia Southern | 0-0 | 3 | 1 | 1st & 2nd | 74.53 | 97.51 | 22.98 | Ki. Sells three-run home run to LC | W, 8-0 (5) |
| Feb. 28 | at Clemson | 0-2 | 4 | 0 | Empty | 22.88 | 34.31 | 11.43 | Ki. Sells doubled to RF | L, 0-3 |
| Mar. 1 | at Clemson | 1-0 | 3 | 1 | Empty | 65.20 | 87.93 | 12.73 | Ki. Sells solo home run to LF | W, 9-1 (6) |
| Mar. 4 | at UAB | 1-1 | 5 | 2 | 2nd & 3rd | 56.98 | 93.57 | 36.59 | Barbary three-run home run to RF | W, 6-1 |
| Mar. 6 | vs. New Mexico | 0-0 | 2 | 2 | 1st | 78.71 | 94.61 | 15.90 | Romero doubled to CF | W, 1-0 |
| Mar. 6 | at South Alabama | 1-0 | 6 | 2 | 2nd | 67.43 | 85.84 | 18.41 | (Def) Faircloth strikes out batter looking | W, 3-1 |
| Mar. 7 | vs. New Mexico | 0-0 | 1 | 1 | 2nd & 3rd | 90.98 | 99.90 | 8.92 | Bernardini two-run double to RC | W, 4-0 |
| Mar. 7 | vs. Samford | 0-0 | 2 | 1 | 2nd & 3rd | 74.57 | 90.48 | 15.91 | Romero reached on E5; Bernardini scores | W, 9-1 (5) |
| Mar. 8 | at South Alabama | 2-2 | 5 | 0 | 1st | 63.58 | 90.69 | 27.11 | Ki. Sells two-run home run to LC | W, 4-2 |
| Mar. 10 | SOUTHEAST MISSOURI | 0-0 | 1 | 1 | 1st & 3rd | 92.65 | 99.90 | 7.25 | Bernardini reached on E6; two runs score | W, 9-0 (5) |
| Mar. 10 | SOUTHEAST MISSOURI | 0-0 | 2 | 1 | Empty | 78.53 | 95.63 | 17.10 | Schaeffer solo home run to LF | W, 4-0 |
| Mar. 13 | TENNESSEE* | 0-0 | 7 | 1 | 2nd | 46.90 | 64.25 | 17.35 | (Def) Stiles starts 6-3-2 double play | L, 1-3 (9) |
| Mar. 14 | TENNESSEE* | 0-0 | 7 | 0 | Empty | 66.30 | 100.00 | 33.70 | Troutman solo home run to CF | W, 1-0 |
| Mar. 15 | TENNESSEE* | 0-1 | 3 | 1 | Empty | 35.74 | 54.65 | 18.91 | Schaeffer solo home run to RC | L, 1-4 |
| Mar. 18 | UAB | 0-0 | 6 | 0 | Empty | 72.37 | 85.79 | 13.42 | Silva doubled down the RF line | W, 4-0 |
| Mar. 20 | at Georgia* | 0-0 | 2 | 2 | 1st & 2nd | 52.28 | 66.82 | 14.54 | Stiles RBI single to CF | L, 3-6 |
| Mar. 21 | at Georgia* | 2-2 | 6 | 0 | Empty | 49.56 | 73.81 | 24.25 | Keller solo home run to LF | W, 3-2 |
| Mar. 22 | at Georgia* | 0-2 | 1 | 0 | 2nd & 3rd | 7.71 | 16.90 | 9.19 | (Def) Bernardini starts 7-6-2-4-5 double play | L, 4-7 |
| Mar. 25 | UT MARTIN | 0-0 | 1 | 1 | 2nd | 92.17 | 99.90 | 7.73 | Barbary RBI double to LC | W, 7-0 |
| Mar. 28 | SOUTH CAROLINA* | 0-0 | 6 | 1 | Loaded | 35.38 | 50.42 | 15.04 | (Def) Faircloth strikes batter out swinging | L, 0-2 |
| Mar. 29 | SOUTH CAROLINA* | 0-0 | 6 | 1 | 1st & 2nd | 72.16 | 92.18 | 20.02 | Bernardini reached on E6; Supan scores | W, 2-0 |
| Mar. 30 | SOUTH CAROLINA* | 0-0 | 2 | 0 | Empty | 69.00 | 84.48 | 15.48 | Ernstes solo home run to LF | W, 4-3 |
| Apr. 3 | at Florida* | 0-0 | 1 | 0 | Empty | 41.46 | 55.77 | 14.31 | Ki. Sells double to CF | L, 0-2 |
| Apr. 4 | at Florida* | 0-0 | 2 | 2 | 1st | 38.39 | 58.61 | 20.22 | Rivera RBI double to RF | W, 9-5 |
| Apr. 5 | at Florida* | 0-1 | 2 | 2 | Empty | 19.86 | 36.06 | 16.20 | Barbary solo home run to LF | L, 4-5 |
| Apr. 10 | ARKANSAS* | | | | | | | | | |
| Apr. 11 | ARKANSAS* | | | | | | | | | |
| Apr. 12 | ARKANSAS* | | | | | | | | | |
| Apr. 17 | at Texas A&M* | | | | | | | | | |
| Apr. 18 | at Texas A&M* | | | | | | | | | |
| Apr. 19 | at Texas A&M* | | | | | | | | | |
| Apr. 24 | LSU* | | | | | | | | | |
| Apr. 25 | LSU* | | | | | | | | | |
| Apr. 26 | LSU* | | | | | | | | | |
| Apr. 30 | at Ole Miss* | | | | | | | | | |
| May 1 | at Ole Miss* | | | | | | | | | |
| May 2 | at Ole Miss* | | | | | | | | | |

OFFENSIVE GAME-CHANGING PLAYS:

Ki. Sells (8), Barbary (5), Stiles (4), Bernardini (4), Romero (3), Carder (2), Richardson (2), Schaeffer (2), Ernstes (1), Keller (1), Rivera (1), Silva (1), Troutman (1)

DEFENSIVE GAME-CHANGING PLAYS:

Faircloth (2), Ammon (1), Barbary (1), Bernardini (1), Goold (1), Stiles (1)

STATE'S LARGEST GAME CHANGING PLAYS OF THE SEASON

| DATE | OPPONENT | SCORE | INNING | OUTS | BASES | WIN% PRIOR | WIN% AFTER | CHANGE | PLAY | FINAL |
|---------|------------------|-------|--------|------|-----------|------------|------------|--------|---|------------------|
| Mar. 4 | at UAB | 1-1 | 5 | 2 | 2nd & 3rd | 56.98 | 93.57 | 36.59 | Barbary three-run home run to RF | W, 6-1 |
| Mar. 14 | TENNESSEE* | 0-0 | 7 | 0 | Empty | 66.30 | 100.00 | 33.70 | Troutman solo home run to CF | W, 1-0 |
| Feb. 14 | RUTGERS | 2-2 | 6 | 1 | 1st | 63.88 | 94.36 | 30.48 | Richardson pinch-hit two-run home run to LF | W, 7-2 |
| Feb. 27 | vs. Wofford | 0-0 | 2 | 0 | 1st | 55.77 | 85.90 | 30.13 | Bernardini RBI triple to RC | W, 9-1 (6) |
| Mar. 8 | at South Alabama | 2-2 | 5 | 0 | 1st | 63.58 | 90.69 | 27.11 | Ki. Sells two-run home run to LC | W, 4-2 |
| Feb. 25 | at Georgia Tech | 4-2 | 6 | 1 | 1st & 3rd | 66.35 | 92.60 | 26.25 | Barbary starts 5-3-2 double play | W, 8-3 |
| Feb. 18 | MEMPHIS | 0-1 | 3 | 1 | 1st & 3rd | 65.64 | 91.23 | 25.59 | Ki. Sells three-run home run to RC | W, 8-4 |
| Feb. 5 | at Baylor | 0-0 | 1 | 0 | 1st | 48.70 | 73.80 | 25.10 | Barbary two-run home run to CF | W, 10-0 (5 inn.) |

GAME-BY-GAME STARTERS (BATTING ORDER)

| DATE | NO. | RECORD | OPPONENT | 1 | 2 | 3 | 4 | 5 | 6 | 7 | 8 | 9 |
|---------|-----|--------|------------------------|----------------|-----------|-----------|------------|------------|------------|------------|------------|------------|
| Feb. 5 | 1 | 1-0 | at Baylor | Stiles | Barbary | Ki. Sells | Ernstes | Carder | Bernardini | Rivera | Richardson | Romero |
| Feb. 6 | 2 | 1-0 | vs. Northwestern State | Stiles | Barbary | Ki. Sells | Ernstes | Carder | Richardson | Bernardini | Troutman | Romero |
| Feb. 6 | 3 | 1-0 | vs. Wichita State | Stiles | Barbary | Ki. Sells | Troutman | Richardson | Ernstes | Bernardini | Rivera | Romero |
| Feb. 7 | 4 | 1-0 | vs. New Mexico | Stiles | Barbary | Ki. Sells | Troutman | Richardson | Carder | Ernstes | Bernardini | Schaeffer |
| Feb. 10 | 5 | 1-0 | SOUTHERN MISS | Stiles | Barbary | Ki. Sells | Troutman | Bernardini | Ernstes | Rivera | Richardson | Schaeffer |
| Feb. 13 | 6 | 1-0 | MURRAY STATE | Stiles | Barbary | Ki. Sells | Troutman | Carder | Richardson | Ernstes | Bernardini | Schaeffer |
| Feb. 13 | 7 | 1-0 | RUTGERS | Stiles | Barbary | Ki. Sells | Carder | Ernstes | Rivera | Keller | Richardson | Schaeffer |
| Feb. 14 | 8 | 1-0 | RUTGERS | Stiles | Barbary | Ki. Sells | Carder | Ernstes | Bernardini | Rivera | Keller | Schaeffer |
| Feb. 14 | 9 | 1-0 | NORTH TEXAS | Stiles | Barbary | Ki. Sells | Carder | Bernardini | Troutman | Richardson | Keller | Schaeffer |
| Feb. 15 | 9 | 2-0 | NORTH TEXAS | Stiles | Barbary | Ki. Sells | Carder | Bernardini | Troutman | Richardson | Keller | Schaeffer |
| Feb. 18 | 10 | 1-0 | MEMPHIS | Stiles | Barbary | Ki. Sells | Carder | Richardson | Keller | Bernardini | Rivera | Schaeffer |
| Feb. 20 | 11 | 0-1 | BELMONT | Stiles | Barbary | Ki. Sells | Carder | Richardson | Troutman | Bernardini | Keller | Schaeffer |
| Feb. 20 | 12 | 1-0 | SAMFORD | Stiles | Barbary | Ki. Sells | Carder | Rivera | Keller | Bernardini | Richardson | Schaeffer |
| Feb. 21 | 13 | 1-0 | BELMONT | Stiles | Barbary | Ki. Sells | Carder | Bernardini | Rivera | Keller | Richardson | Schaeffer |
| Feb. 21 | 14 | 1-0 | DELAWARE STATE | Stiles | Barbary | Ki. Sells | Carder | Bernardini | Rivera | Ernstes | Keller | Schaeffer |
| Feb. 22 | -- | -- | DELAWARE STATE | -- CANCELED -- | | | | | | | | |
| Feb. 25 | 15 | 1-0 | at Georgia Tech | Stiles | Barbary | Ki. Sells | Carder | Rivera | Bernardini | Richardson | Keller | Schaeffer |
| Feb. 27 | 16 | 1-0 | vs. Wofford | Stiles | Barbary | Ki. Sells | Carder | Rivera | Bernardini | Richardson | Schaeffer | Silva |
| Feb. 28 | 16 | 2-0 | vs. Georgia Southern | Stiles | Barbary | Ki. Sells | Carder | Rivera | Bernardini | Richardson | Schaeffer | Silva |
| Feb. 28 | 15 | 1-1 | at Clemson | Stiles | Barbary | Ki. Sells | Carder | Rivera | Bernardini | Richardson | Keller | Schaeffer |
| Mar. 1 | 17 | 1-0 | at Clemson | Stiles | Barbary | Ki. Sells | Bernardini | Rivera | Richardson | Troutman | Ernstes | Romero |
| Mar. 4 | 18 | 1-0 | at UAB | Stiles | Barbary | Ki. Sells | Bernardini | Rivera | Richardson | Carder | Romero | Silva |
| Mar. 6 | 19 | 1-0 | vs. New Mexico | Stiles | Barbary | Ki. Sells | Bernardini | Carder | Richardson | Troutman | Romero | Silva |
| Mar. 6 | 20 | 1-0 | at South Alabama | Stiles | Barbary | Ki. Sells | Bernardini | Rivera | Richardson | Troutman | Romero | Keller |
| Mar. 7 | 21 | 1-0 | vs. New Mexico | Stiles | Barbary | Ki. Sells | Bernardini | Rivera | Keller | Carder | Romero | Richardson |
| Mar. 7 | 22 | 1-0 | vs. Samford | Stiles | Barbary | Ki. Sells | Bernardini | Rivera | Stevens | Romero | Silva | Richardson |
| Mar. 8 | 22 | 2-0 | at South Alabama | Stiles | Barbary | Ki. Sells | Bernardini | Rivera | Stevens | Romero | Silva | Richardson |
| Mar. 10 | 21 | 2-0 | SOUTHEAST MISSOURI | Stiles | Barbary | Ki. Sells | Bernardini | Rivera | Keller | Carder | Romero | Richardson |
| Mar. 10 | 23 | 1-0 | SOUTHEAST MISSOURI | Stiles | Barbary | Ki. Sells | Bernardini | Rivera | Stevens | Schaeffer | Silva | Ernstes |
| Mar. 13 | 24 | 1-0 | TENNESSEE* | Stiles | Ki. Sells | Barbary | Bernardini | Rivera | Carder | Schaeffer | Silva | Richardson |
| Mar. 14 | 25 | 1-0 | TENNESSEE* | Stiles | Ki. Sells | Barbary | Bernardini | Rivera | Troutman | Romero | Keller | Richardson |
| Mar. 15 | 26 | 0-1 | TENNESSEE* | Stiles | Barbary | Ki. Sells | Bernardini | Troutman | Rivera | Keller | Schaeffer | Richardson |
| Mar. 18 | 27 | 1-0 | UAB | Stiles | Barbary | Ki. Sells | Bernardini | Troutman | Rivera | Schaeffer | Silva | Richardson |
| Mar. 20 | 28 | 0-1 | at Georgia* | Stiles | Barbary | Ki. Sells | Troutman | Schaeffer | Bernardini | Carder | Silva | Richardson |
| Mar. 21 | 29 | 1-0 | at Georgia* | Stiles | Barbary | Ki. Sells | Troutman | Bernardini | Rivera | Romero | Silva | Richardson |
| Mar. 22 | 30 | 0-1 | at Georgia* | Stiles | Barbary | Ki. Sells | Rivera | Troutman | Bernardini | Schaeffer | Silva | Richardson |
| Mar. 25 | 31 | 1-0 | UT MARTIN | Ki. Sells | Stiles | Barbary | Rivera | Troutman | Bernardini | Silva | Schaeffer | Richardson |
| Mar. 28 | 31 | 1-1 | SOUTH CAROLINA* | Ki. Sells | Stiles | Barbary | Rivera | Troutman | Bernardini | Silva | Schaeffer | Richardson |
| Mar. 29 | 32 | 1-0 | SOUTH CAROLINA* | Ki. Sells | Stiles | Barbary | Ernstes | Bernardini | Troutman | Keller | Rivera | Romero |
| Mar. 30 | 33 | 1-0 | SOUTH CAROLINA* | Ki. Sells | Stiles | Barbary | Ernstes | Bernardini | Keller | Carder | Rivera | Romero |
| Apr. 3 | 34 | 0-1 | at Florida* | Ki. Sells | Stiles | Barbary | Ernstes | Bernardini | Carder | Keller | Rivera | Romero |
| Apr. 4 | 35 | 1-0 | at Florida* | Ki. Sells | Stiles | Carder | Ernstes | Bernardini | Barbary | Rivera | Silva | Romero |
| Apr. 5 | 35 | 1-1 | at Florida* | Ki. Sells | Stiles | Carder | Ernstes | Bernardini | Barbary | Rivera | Silva | Romero |
| Apr. 10 | | | ARKANSAS* | | | | | | | | | |
| Apr. 11 | | | ARKANSAS* | | | | | | | | | |
| Apr. 12 | | | ARKANSAS* | | | | | | | | | |
| Apr. 17 | | | at Texas A&M* | | | | | | | | | |
| Apr. 18 | | | at Texas A&M* | | | | | | | | | |
| Apr. 19 | | | at Texas A&M* | | | | | | | | | |
| Apr. 24 | | | LSU* | | | | | | | | | |
| Apr. 25 | | | LSU* | | | | | | | | | |
| Apr. 26 | | | LSU* | | | | | | | | | |
| Apr. 30 | | | at Ole Miss* | | | | | | | | | |
| May 1 | | | at Ole Miss* | | | | | | | | | |
| May 2 | | | at Ole Miss* | | | | | | | | | |

LEADOFF: Stiles (35), Ki. Sells (7)**2ND:** Barbary (33), Stiles (7), Ki. Sells (2)**3RD:** Ki. Sells (33), Barbary (7), Carder (2)**CLEANUP:** Bernardini (13), Carder (13), Ernstes (7), Troutman (6), Rivera (3)**5TH:** Rivera (15), Bernardini (11), Troutman (5), Carder (4), Richardson (4), Ernstes (2), Schaeffer (1)**6TH:** Bernardini (10), Richardson (6), Rivera (6), Troutman (5), Keller (5), Stevens (3), Carder (3), Barbary (2), Ernstes (2)**7TH:** Richardson (6), Bernardini (5), Carder (5), Keller (5), Rivera (5), Romero (4), Schaeffer (4), Ernstes (3), Troutman (3), Silva (2)**8TH:** Silva (10), Keller (8), Richardson (5), Romero (5), Rivera (5), Schaeffer (5), Bernardini (2), Ernstes (1), Troutman (1)**9TH:** Schaeffer (14), Richardson (13), Romero (9), Silva (4), Ernstes (1), Keller (1)

GAME-BY-GAME STARTERS (DEFENSIVE POSITIONS)

| DATE | NO. | RECORD | OPPONENT | C | 1B | 2B | 3B | SS | LF | CF | RF | DP |
|---------|-----|--------|------------------------|----------------|------------|-----------|---------|--------|------------|------------|-----------|----------|
| Feb. 5 | 1 | 1-0 | at Baylor | Rivera | Ernstes | Romero | Barbary | Stiles | Bernardini | Richardson | Ki. Sells | Carder |
| Feb. 6 | 2 | 1-0 | vs. Northwestern State | Carder | Ernstes | Romero | Barbary | Stiles | Bernardini | Richardson | Ki. Sells | Troutman |
| Feb. 6 | 3 | 1-0 | vs. Wichita State | Rivera | Ernstes | Romero | Barbary | Stiles | Bernardini | Richardson | Ki. Sells | Troutman |
| Feb. 7 | 4 | 1-0 | vs. New Mexico | Carder | Ernstes | Schaeffer | Barbary | Stiles | Bernardini | Richardson | Ki. Sells | Troutman |
| Feb. 10 | 5 | 1-0 | SOUTHERN MISS | Rivera | Ernstes | Schaeffer | Barbary | Stiles | Bernardini | Richardson | Ki. Sells | Troutman |
| Feb. 13 | 4 | 2-0 | MURRAY STATE | Carder | Ernstes | Schaeffer | Barbary | Stiles | Bernardini | Richardson | Ki. Sells | Troutman |
| Feb. 13 | 6 | 1-0 | RUTGERS | Rivera | Ernstes | Schaeffer | Barbary | Stiles | Richardson | Keller | Ki. Sells | Carder |
| Feb. 14 | 7 | 1-0 | RUTGERS | Rivera | Ernstes | Schaeffer | Barbary | Stiles | Bernardini | Keller | Ki. Sells | Carder |
| Feb. 14 | 8 | 1-0 | NORTH TEXAS | Carder | Richardson | Schaeffer | Barbary | Stiles | Bernardini | Keller | Ki. Sells | Troutman |
| Feb. 15 | 8 | 2-0 | NORTH TEXAS | Carder | Richardson | Schaeffer | Barbary | Stiles | Bernardini | Keller | Ki. Sells | Troutman |
| Feb. 18 | 9 | 1-0 | MEMPHIS | Rivera | Richardson | Schaeffer | Barbary | Stiles | Bernardini | Keller | Ki. Sells | Carder |
| Feb. 20 | 8 | 2-1 | BELMONT | Carder | Richardson | Schaeffer | Barbary | Stiles | Bernardini | Keller | Ki. Sells | Troutman |
| Feb. 20 | 9 | 2-0 | SAMFORD | Rivera | Richardson | Schaeffer | Barbary | Stiles | Bernardini | Keller | Ki. Sells | Carder |
| Feb. 21 | 9 | 3-0 | BELMONT | Rivera | Richardson | Schaeffer | Barbary | Stiles | Bernardini | Keller | Ki. Sells | Carder |
| Feb. 21 | 10 | 1-0 | DELAWARE STATE | Carder | Ernstes | Schaeffer | Barbary | Stiles | Bernardini | Keller | Ki. Sells | Rivera |
| Feb. 22 | -- | -- | DELAWARE STATE | -- CANCELED -- | | | | | | | | |
| Feb. 25 | 9 | 4-0 | at Georgia Tech | Rivera | Richardson | Schaeffer | Barbary | Stiles | Bernardini | Keller | Ki. Sells | Carder |
| Feb. 27 | 11 | 1-0 | vs. Wofford | Rivera | Richardson | Schaeffer | Barbary | Stiles | Bernardini | Silva | Ki. Sells | Carder |
| Feb. 28 | 12 | 1-0 | vs. Georgia Southern | Carder | Richardson | Schaeffer | Barbary | Stiles | Bernardini | Silva | Ki. Sells | Rivera |
| Feb. 28 | 9 | 4-1 | at Clemson | Rivera | Richardson | Schaeffer | Barbary | Stiles | Bernardini | Keller | Ki. Sells | Carder |
| Mar. 1 | 3 | 2-0 | at Clemson | Rivera | Ernstes | Romero | Barbary | Stiles | Bernardini | Richardson | Ki. Sells | Troutman |
| Mar. 4 | 13 | 1-0 | at UAB | Rivera | Richardson | Romero | Barbary | Stiles | Bernardini | Silva | Ki. Sells | Carder |
| Mar. 6 | 14 | 1-0 | vs. New Mexico | Carder | Richardson | Romero | Barbary | Stiles | Bernardini | Silva | Ki. Sells | Troutman |
| Mar. 6 | 15 | 1-0 | at South Alabama | Rivera | Richardson | Romero | Barbary | Stiles | Bernardini | Keller | Ki. Sells | Troutman |
| Mar. 7 | 16 | 1-0 | vs. New Mexico | Carder | Richardson | Romero | Barbary | Stiles | Bernardini | Keller | Ki. Sells | Rivera |
| Mar. 7 | 17 | 1-0 | vs. Samford | Rivera | Richardson | Romero | Barbary | Stiles | Bernardini | Silva | Ki. Sells | Stevens |
| Mar. 8 | 17 | 2-0 | at South Alabama | Rivera | Richardson | Romero | Barbary | Stiles | Bernardini | Silva | Ki. Sells | Stevens |
| Mar. 10 | 16 | 2-0 | SOUTHEAST MISSOURI | Carder | Richardson | Romero | Barbary | Stiles | Bernardini | Keller | Ki. Sells | Rivera |
| Mar. 10 | 18 | 1-0 | SOUTHEAST MISSOURI | Rivera | Ernstes | Schaeffer | Barbary | Stiles | Bernardini | Silva | Ki. Sells | Stevens |
| Mar. 13 | 11 | 2-0 | TENNESSEE* | Rivera | Richardson | Schaeffer | Barbary | Stiles | Bernardini | Silva | Ki. Sells | Carder |
| Mar. 14 | 15 | 2-0 | TENNESSEE* | Rivera | Richardson | Romero | Barbary | Stiles | Bernardini | Keller | Ki. Sells | Troutman |
| Mar. 15 | 19 | 0-1 | TENNESSEE* | Rivera | Richardson | Schaeffer | Barbary | Stiles | Bernardini | Keller | Ki. Sells | Troutman |
| Mar. 18 | 20 | 1-0 | UAB | Rivera | Richardson | Schaeffer | Barbary | Stiles | Bernardini | Silva | Ki. Sells | Troutman |
| Mar. 20 | 21 | 0-1 | at Georgia* | Carder | Richardson | Schaeffer | Barbary | Stiles | Bernardini | Silva | Ki. Sells | Troutman |
| Mar. 21 | 22 | 1-0 | at Georgia* | Rivera | Richardson | Romero | Barbary | Stiles | Bernardini | Silva | Ki. Sells | Troutman |
| Mar. 22 | 20 | 2-1 | at Georgia* | Rivera | Richardson | Schaeffer | Barbary | Stiles | Bernardini | Silva | Ki. Sells | Troutman |
| Mar. 25 | 20 | 3-1 | UT MARTIN | Rivera | Richardson | Schaeffer | Barbary | Stiles | Bernardini | Silva | Ki. Sells | Troutman |
| Mar. 28 | 20 | 3-2 | SOUTH CAROLINA* | Rivera | Richardson | Schaeffer | Barbary | Stiles | Bernardini | Silva | Ki. Sells | Troutman |
| Mar. 29 | 23 | 1-0 | SOUTH CAROLINA* | Rivera | Ernstes | Romero | Barbary | Stiles | Bernardini | Keller | Ki. Sells | Troutman |
| Mar. 30 | 24 | 1-0 | SOUTH CAROLINA* | Rivera | Ernstes | Romero | Barbary | Stiles | Bernardini | Keller | Ki. Sells | Carder |
| Apr. 3 | 24 | 1-1 | at Florida* | Rivera | Ernstes | Romero | Barbary | Stiles | Bernardini | Keller | Ki. Sells | Carder |
| Apr. 4 | 25 | 1-0 | at Florida* | Rivera | Ernstes | Romero | Barbary | Stiles | Bernardini | Silva | Ki. Sells | Carder |
| Apr. 5 | 25 | 1-1 | at Florida* | Rivera | Ernstes | Romero | Barbary | Stiles | Bernardini | Silva | Ki. Sells | Carder |
| Apr. 10 | | | ARKANSAS* | | | | | | | | | |
| Apr. 11 | | | ARKANSAS* | | | | | | | | | |
| Apr. 12 | | | ARKANSAS* | | | | | | | | | |
| Apr. 17 | | | at Texas A&M* | | | | | | | | | |
| Apr. 18 | | | at Texas A&M* | | | | | | | | | |
| Apr. 19 | | | at Texas A&M* | | | | | | | | | |
| Apr. 24 | | | LSU* | | | | | | | | | |
| Apr. 25 | | | LSU* | | | | | | | | | |
| Apr. 26 | | | LSU* | | | | | | | | | |
| Apr. 30 | | | at Ole Miss* | | | | | | | | | |
| May 1 | | | at Ole Miss* | | | | | | | | | |
| May 2 | | | at Ole Miss* | | | | | | | | | |

P: Goold (17), Faircloth (14), Ammon (11)
C: Rivera (30), Carder (12)
1B: Richardson (26), Ernstes (16)
2B: Schaeffer (24), Romero (18)
3B: Barbary (42)
SS: Stiles (42)
LF: Bernardini (41), Richardson (1)
CF: Keller (19), Silva (16), Richardson (7)
RF: Ki. Sells (42)
DP: Troutman (20), Carder (15), Rivera (4), Stevens (3)

THE LAST TIME IT HAPPENED

MISSISSIPPI STATE

TEAM OFFENSE

| | | |
|-------------------------|-------------------------------|---------------|
| Had 10+ hits | 14 at Florida | Apr. 4, 2026 |
| Had 15+ hits | 15 vs. Washington | May 17, 2025 |
| Scored 5+ runs | 9 at Florida | Apr. 4, 2026 |
| Scored 10+ runs | 19 vs. Delaware State | Feb. 21, 2026 |
| Scored 15+ runs | 19 vs. Delaware State | Feb. 21, 2026 |
| Hit 2+ home runs | 3 at Florida | Apr. 5, 2026 |
| Hit 3+ home runs | 3 at Florida | Apr. 5, 2026 |
| Stole 4+ bases | 4 vs. Southeast Missouri (G1) | Mar. 10, 2026 |
| Left 10 runners on base | 11 at Georgia | Mar. 20, 2026 |

INDIVIDUAL OFFENSE

| | | |
|---------------------------------|----------------------------------|--|
| Had 3+ hits | Tatum Silva (3) | at Florida, Apr. 4, 2026 |
| Had 4+ hits | Nadia Barbary (4) | vs. Samford, Feb. 20, 2026 |
| Hit for the cycle | Never | |
| Scored 3+ runs | Kiarra Sells (3) | vs. Samford, Feb. 20, 2026 |
| Scored 4+ runs | Sierra Sacco (4) | at Northwestern, Mar. 21, 2025 |
| Drove in 3+ RBIs | Paige Ernestes (5) | at Florida, Apr. 4, 2026 |
| Drove in 4+ RBIs | Paige Ernestes (5) | at Florida, Apr. 4, 2026 |
| Drove in 5+ RBIs | Paige Ernestes (5) | at Florida, Apr. 4, 2026 |
| Drove in 6+ RBIs | Madisyn Kennedy (7) | vs. ULM, Mar. 13, 2024 |
| Hit 2+ doubles | Paige Ernestes (2) | at Florida, Apr. 4, 2026 |
| Hit a triple | Xiane Romero | at Clemson, Mar. 1, 2026 |
| Hit 2+ triples | Kat Moore (2) | vs. Tennessee, Apr. 5, 2018 |
| Hit 2+ home runs | Kiarra Sells (2) | at South Alabama, Mar. 8, 2026 |
| Hit a walk-off, game-winning HR | Jessie Blaine | vs. Ole Miss, May 1, 2025 |
| Hit a grand slam | Nadia Barbary | vs. Samford, Mar. 7, 2026 |
| Led off 1st inn. with HR | Morgan Stiles | vs. New Mexico, Feb. 7, 2026 |
| Stole 3+ bases | Seirra Sacco (3) | vs. Tennessee, Apr. 12, 2024 |
| Stole home | Abby Grace Richardson (1st inn.) | vs. Southeast Missouri (G1), Mar. 10, 2026 |
| Drew 3+ walks | Kiarra Sells (3) | at Georgia, Mar. 22, 2026 |
| Drew 4+ walks | Jessie Blaine (4) | at Kentucky (G2), Apr. 26, 2025 |

TEAM PITCHING

| | | |
|-------------------------|--------------------------|---------------|
| Threw a no-hitter | vs. UT Martin | Mar. 25, 2026 |
| Threw a shutout | vs. South Carolina | Mar. 29, 2026 |
| Recorded 10+ strikeouts | 10 at Florida | Apr. 4, 2026 |
| Recorded 15+ strikeouts | 15 at North Alabama (G1) | Apr. 3, 2021 |

INDIVIDUAL PITCHING

| | | |
|-------------------------|---------------------|---|
| Threw a no-hitter | Peja Goold | vs. UT Martin, Mar. 25, 2026 |
| Threw a shutout | Peja Goold | vs. South Carolina, Mar. 29, 2026 |
| Recorded 10+ strikeouts | Peja Goold (13) | vs. UT Martin, Mar. 25, 2026 |
| Recorded 15+ strikeouts | Annie Willis (19) | vs. Mississippi Valley State, Mar. 6, 2020 |
| Gave up 10+ hits | Raelin Chaffin (14) | at Texas Tech, May 18, 2028 |
| Walked 5+ batters | Raelin Chaffin (7) | vs. Auburn, Mar. 8, 2025 |
| Struck out the side | Peja Goold | vs. UT Martin (3rd & 5th inn.), Mar. 25, 2026 |

TEAM DEFENSE

| | | |
|---------------------------------|-----------------------------------|---------------|
| Did not commit an error | at Florida | Apr. 3, 2026 |
| Committed 2+ errors | 2 at Florida | Apr. 5, 2026 |
| Committed 4+ errors | 4 at Auburn | May 6, 2023 |
| Turned a double play | vs. South Carolina | Mar. 29, 2026 |
| Turned a triple play | vs. Auburn | May 4, 1997 |
| Threw a runner out at the plate | vs. South Carolina (Top 6th, 4-3) | Mar. 30, 2026 |

INDIVIDUAL DEFENSE

| | | |
|----------------------|---------------------|--------------------------------------|
| Recorded 10+ putouts | Paige Ernestes (10) | at Florida, Apr. 3, 2026 |
| Recorded 15+ putouts | Des Rivera (15) | vs. UAB, Mar. 18, 2026 |
| Recorded 5+ assists | Kylee Edwards (5) | vs. Northwestern State, Mar. 2, 2025 |
| Committed 2+ errors | Morgan Stiles (2) | at Northwestern (G1), Mar. 22, 2025 |

MISCELLANEOUS

| | | |
|-----------------------------|--|---------------|
| Won in extra innings | 5-2 (8 inn.) vs. Wichita State | Feb. 6, 2026 |
| Won by 8-run rule | 9-0 (5 inn.) vs. Southeast Missouri (G1) | Mar. 10, 2026 |
| Scored 8+ runs in an inning | 8 (1st inn.) at Tennessee (G1) | Apr. 5, 2025 |
| Had 7+ hits in an inning | 9 (4th inn.) at Northwestern | Mar. 21, 2025 |
| Hit back-to-back home runs | 3rd inning at Florida | Apr. 5, 2026 |
| Drew 4+ walks in an inning | 5 (4th inn.) vs. Alabama State | Feb. 28, 2024 |

OPPONENT

TEAM OFFENSE

| | | |
|-------------------------|---------------------|---------------|
| Had 10+ hits | 14 at Texas Tech | May 18, 2025 |
| Had 15+ hits | 16 at Kentucky (G2) | Apr. 26, 2025 |
| Scored 5+ runs | 5 at Florida | Apr. 5, 2026 |
| Scored 10+ runs | 14 at Kentucky (G2) | Apr. 26, 2025 |
| Scored 15+ runs | 21 vs. Ole Miss | Apr. 19, 2019 |
| Hit 2+ home runs | 2 at Georgia Tech | Feb. 25, 2026 |
| Hit 3+ home runs | 3 vs. Memphis | Feb. 19, 2026 |
| Stole 4+ bases | 5 at Auburn | May 5, 2023 |
| Left 10 runners on base | 11 vs. Ole Miss | May 3, 2025 |

INDIVIDUAL OFFENSE

| | | |
|---------------------------------|--------------------------|-----------------------------------|
| Had 3+ hits | Lexi Winters (3) | vs. South Carolina, Mar. 30, 2026 |
| Had 4+ hits | Karissa Hamilton (4) | at Kentucky (G2), Apr. 26, 2025 |
| Hit for the cycle | Never | |
| Scored 3+ runs | Hailey Toney (3) | at Texas Tech, May 18, 2025 |
| Scored 4+ runs | Koko Wooley (4) | vs. Texas A&M (G2), Mar. 16, 2024 |
| Drove in 3+ RBIs | Jocelyn Erickson (3) | at Florida, Apr. 4, 2026 |
| Drove in 4+ RBIs | Alycia Flores (5) | vs. Washington, May 17, 2025 |
| Drove in 5+ RBIs | Alycia Flores (5) | vs. Washington, May 17, 2025 |
| Drove in 6+ RBIs | Karissa Hamilton (6) | at Kentucky (G2), Apr. 26, 2025 |
| Hit 2+ doubles | Lexi Winters (3) | vs. South Carolina, Mar. 30, 2026 |
| Hit a triple | Jaydyn Goodwin | at Georgia, Mar. 20, 2026 |
| Hit 2+ triples | Rachel Anderson (2) | vs. SE Missouri, Mar. 8, 2020 |
| Hit 2+ home runs | Hailey Toney (2) | at Texas Tech, May 18, 2025 |
| Hit a walk-off, game-winning HR | Lexie Brady | at Ole Miss, Mar. 10, 2024 |
| Hit a grand slam | Alycia Flores | vs. Washington, May 17, 2025 |
| Led off 1st inn. with HR | Kasidi Pickering | at Oklahoma (G1), Apr. 20, 2025 |
| Stole 3+ bases | Koko Wooley (3) | vs. Texas A&M (G2), Mar. 16, 2024 |
| Stole home | Shelby Kunkel (1st inn.) | vs. Miami (Ohio), Feb. 23, 2025 |
| Drew 3+ walks | Ella Dodge (3) | vs. Tennessee, Mar. 15, 2026 |
| Drew 4+ walks | Bailey Castro (4) | vs. Florida, Mar. 29, 2015 |

TEAM PITCHING

| | | |
|-------------------------|----------------|---------------|
| Threw a no-hitter | at Georgia | Mar. 25, 2023 |
| Threw a shutout | at Florida | Apr. 4, 2026 |
| Recorded 10+ strikeouts | 13 vs. Belmont | Feb. 20, 2026 |
| Recorded 15+ strikeouts | 16 at Alabama | Mar. 3, 2021 |

INDIVIDUAL PITCHING

| | | |
|-------------------------|----------------------|---|
| Threw a no-hitter | Shelby Walters | at Georgia, Mar. 25, 2023 |
| Threw a shutout | Keagan Rothrock | at Florida, Apr. 4, 2026 |
| Recorded 10+ strikeouts | Maya Johnson (13) | vs. Belmont, Feb. 20, 2026 |
| Recorded 15+ strikeouts | Montana Fouts (16) | at Alabama, Mar. 3, 2021 |
| Gave up 10+ hits | Brandy Phillips (11) | vs. Samford, Feb. 20, 2026 |
| Walked 5+ batters | Miali Guachino (5) | vs. Ole Miss, May 2, 2025 |
| Struck out the side | Ryley Harrison | at South Alabama (2nd inn.), Mar. 6, 2026 |

TEAM DEFENSE

| | | |
|---------------------------------|-------------------------|---------------|
| Did not commit an error | at Florida | Apr. 5, 2026 |
| Committed 2+ errors | 3 vs. UT Martin | Mar. 25, 2026 |
| Committed 4+ errors | 4 vs. Memphis | Feb. 19, 2026 |
| Turned a double play | at Florida (2) | Apr. 4, 2026 |
| Turned a triple play | vs. Troy | Mar. 3, 2024 |
| Threw a runner out at the plate | at Florida (Top 6, 6-4) | Apr. 4, 2026 |

INDIVIDUAL DEFENSE

| | | |
|----------------------|----------------------|-----------------------------------|
| Recorded 10+ putouts | Arianna Rodi (10) | vs. South Carolina, Mar. 30, 2026 |
| Recorded 15+ putouts | Jen Cummings (16) | vs. South Carolina, Mar. 17, 2023 |
| Recorded 5+ assists | Bailey Lindemuth (5) | at Georgia, Mar. 21, 2026 |
| Committed 2+ errors | Ava Scott (2) | vs. UT Martin, Feb. 25, 2026 |

MISCELLANEOUS

| | | |
|-----------------------------|------------------------------------|---------------|
| Won in extra innings | 1-3 (9 inn.) vs. Tennessee | Mar. 13, 2026 |
| Won by 8-run rule | 1-10 (6 inn.) at Texas Tech | May 18, 2025 |
| Scored 8+ runs in an inning | 9 (2nd inn.) vs. Oklahoma | Mar. 11, 2023 |
| Had 7+ hits in an inning | 9 (2nd inn.) vs. Oklahoma | Mar. 11, 2023 |
| Hit back-to-back home runs | 2nd inning at Tennessee (G2) | Apr. 5, 2025 |
| Drew 4+ walks in an inning | 5 (1st inn.) vs. Southern Illinois | Feb. 13, 2025 |

LATEST MSU COMEBACK VICTORIES

| | | | | | |
|----------------|------------------|---------------|----------------------------|-----------|--|
| 2+ run deficit | at Georgia | Mar. 21, 2026 | Trailed 0-2 in Top 4th | Won, 3-2 | Winning play: Kinley Keller solo home run to left (MSU leads 3-2 in Top 6) |
| 3+ run deficit | Auburn | Mar. 10, 2025 | Trailed 0-4 in Bottom 4th | Won, 7-4 | Winning play: Nadia Barbary grand slam (MSU leads 7-4 in Bottom 4th) |
| 4+ run deficit | Auburn | Mar. 10, 2025 | Trailed 0-4 in Bottom 4th | Won, 7-4 | Winning play: Nadia Barbary grand slam (MSU leads 7-4 in Bottom 4th) |
| 5+ run deficit | vs. Miami (Ohio) | Feb. 23, 2025 | Trailed 1-6 in Bottom 2nd | Won 11-7 | Winning play: Error by 2B, runner scores from second (MSU leads 8-6 in Bottom 2nd) |
| 6+ run deficit | Florida | Mar. 28, 2024 | Trailed 6-12 in Bottom 6th | Won 13-12 | Winning play: Paige Cook 2-run home run to center (MSU leads 13-12 in Bottom 6th) |

INDIVIDUAL RECORD WATCH

INDIVIDUAL CAREER

BATTING AVERAGE (MIN. 200 AB)

| | | | |
|----|-------------|---------------------|-----------------|
| 1. | .461 | Chelsea Bramlett | 2007-10 |
| 8. | .352 | Fa Leitua | 2019-21 |
| 9. | .348 | Kiarra Sells | 2023-Pr. |

SLUGGING PERCENTAGE (MIN. 200 AB)

| | | | |
|----|-------------|---------------------|-----------------|
| 1. | .775 | Mia Davidson | 2018-22 |
| 3. | .713 | Iyhia McMichael | 1999-02 |
| 4. | .689 | Kiarra Sells | 2023-Pr. |

ON-BASE PERCENTAGE (MIN. 200 AB)

| | | | |
|----|-------------|---------------------|-----------------|
| 1. | .544 | Kellie Wilkerson | 1999-02 |
| 4. | .481 | Iyhia McMichael | 2001-04 |
| 5. | .477 | Kiarra Sells | 2023-Pr. |

OPS (MIN. 200 AB)

| | | | |
|----|--------------|---------------------|-----------------|
| 1. | 1.257 | Kellie Wilkerson | 1999-02 |
| 3. | 1.203 | Fa Leitua | 2019-21 |
| 4. | 1.166 | Kiarra Sells | 2023-Pr. |

DOUBLES

| | | | |
|----|-----------|----------------------|-----------------|
| 1. | 61 | Kellie Wilkerson | 1999-02 |
| 6. | 47 | Mia Davidson | 2018-22 |
| 7. | 43 | Nadia Barbary | 2023-Pr. |
| | 43 | Keri McCallum | 1997-00 |

HOME RUNS

| | | | |
|----|-----------|----------------------|----------------|
| 1. | 92 | Mia Davidson | 2018-22 |
| 8. | 30 | Sam Lenahan | 2011-14 |
| 9. | 29 | Nadia Barbary | 2023-26 |

HIT-BY-PITCHES

| | | | |
|-----|-----------|---------------------|-----------------|
| 1. | 57 | Mia Davidson | 2018-22 |
| 9. | 26 | Ali Bainbridge | 2008-11 |
| 10. | 25 | Kiarra Sells | 2023-Pr. |

SHUTOUTS

| | | | |
|------|----------|-------------------|-------------|
| 1. | 14 | Three players | |
| T8. | 8 | Alison Owen | 2013-14 |
| | 8 | Kim Davis | 1985-86 |
| T10. | 7 | Peja Goold | 2026 |
| | 7 | Five others | |

FIELDING PCT. (MIN. 250 CHANCES)

| | | | |
|----|-------------|-------------------|-------------|
| 1. | .994 | Des Rivera | 2026 |
| 2. | .991 | Lindsay Hunley | 2005-08 |

INDIVIDUAL SEC-ONLY CAREER RECORDS

DOUBLES (SEC ONLY)

| | | | |
|----|-----------|----------------------|-----------------|
| 1. | 31 | Iyhia McMichael | 2001-04 |
| 5. | 21 | Caroline Seitz | 2014-17 |
| 6. | 20 | Nadia Barbary | 2023-Pr. |

SACRIFICE FLIES (SEC ONLY)

| | | | |
|-----|----------|---------------------|-----------------|
| T1. | 5 | Four players | |
| T5. | 4 | Five players | |
| 10. | 3 | Kiarra Sells | 2023-Pr. |

INDIVIDUAL SEASON

SLUGGING PERCENTAGE (MIN. 50 AB)

| | | | |
|----|-------------|---------------------|-------------|
| 1. | .882 | Mia Davidson | 2019 |
| 2. | .854 | Mia Davidson | 2022 |
| 3. | .852 | Kiarra Sells | 2026 |

ON-BASE PERCENTAGE (MIN. 50 AB)

| | | | |
|-----|-------------|---------------------|-------------|
| 1. | .595 | Iyhia McMichael | 2004 |
| 10. | .519 | Kellie Wilkerson | 1999 |
| -- | .517 | Kiarra Sells | 2026 |

OPS (MIN. 50 AB)

| | | | |
|----|--------------|---------------------|-------------|
| 1. | 1.431 | Iyhia McMichael | 2004 |
| 2. | 1.399 | Mia Davidson | 2022 |
| 3. | 1.369 | Kiarra Sells | 2026 |

SACRIFICE FLIES

| | | | |
|-----|----------|-------------------|-------------|
| T1. | 5 | Des Rivera | 2026 |
| | | Three others | |

EARNED RUN AVERAGE (MIN. 50 IP)

| | | | |
|----|-------------|--------------------|-------------|
| 1. | 0.79 | Kim Davis | 1986 |
| 2. | 0.80 | Annie Willis | 2020 |
| 3. | 1.04 | Cathy Pippins | 1986 |
| 4. | 1.07 | Autumn Anderson | 1998 |
| 5. | 1.18 | Leila Ammon | 2026 |
| 6. | 1.25 | Kathleen Tindle | 1986 |
| 7. | 1.42 | Peja Goold | 2026 |

OPP. BATTING AVERAGE (MIN. 50 IP)

| | | | |
|----|-------------|-------------------------|-------------|
| 1. | .140 | Peja Goold | 2026 |
| 2. | .152 | Leila Ammon | 2026 |
| 3. | .169 | Annie Willis | 2020 |
| 4. | .173 | Alyssa Faircloth | 2026 |

WALKS ALLOWED / 7 INNINGS (MIN. 50 IP)

| | | | |
|----|-------------|--------------------|-------------|
| 1. | 0.78 | Allison Owen | 2013 |
| 6. | 1.17 | Kelli Miller | 2004 |
| 7. | 1.18 | Leila Ammon | 2026 |

STRIKEOUTS

| | | | |
|----|------------|-------------------------|-------------|
| 1. | 250 | Alison Owen | 2013 |
| 6. | 183 | Ragan Blake | 2006 |
| 7. | 178 | Alyssa Faircloth | 2026 |

STRIKEOUTS LOOKING

| | | | |
|-----|-----------|-------------------------|-------------|
| 1. | 55 | Alison Owen | 2013 |
| 9. | 45 | Lindsay Duntap | 2009 |
| 10. | 41 | Jennifer Pursell | 2001 |
| 11. | 40 | Alyssa Faircloth | 2026 |

STRIKEOUTS / 7 INNINGS (MIN. 50 IP)

| | | | |
|----|--------------|-------------------------|-------------|
| 1. | 11.90 | Alyssa Faircloth | 2026 |
| 2. | 10.37 | Annie Willis | 2020 |
| 3. | 9.02 | Peja Goold | 2026 |

SHUTOUTS

| | | | |
|-----|----------|-------------------|-------------|
| 1. | 9 | Holly Ward | 2018 |
| 2. | 8 | Autumn Anderson | 1998 |
| T3. | 7 | Peja Goold | 2026 |
| | 7 | Ragan Blake | 2006 |
| | 7 | Jennifer Pursell | 2000 |

FIELDING PCT. (MIN. 150 CHANCES)

| | | | |
|-----|-------------|-------------------|-------------|
| 1. | 1.000 | Jessie Blaine | 2025 |
| T5. | .996 | Riley Hull | 2023 |
| | .996 | Lindsay Hunley | 2005 |
| T7. | .994 | Des Rivera | 2026 |
| | .994 | Kate Jaspers | 2003 |
| | .994 | Jennifer Waterman | 2003 |

INDIVIDUAL SEASON (SEC ONLY)

EARNED RUN AVERAGE (MIN. 50 IP)

| | | | |
|----|-------------|-------------------------|-------------|
| 1. | 1.15 | Autumn Anderson | 1998 |
| 2. | 1.65 | Cassady Knudsen | 2017 |
| 3. | 1.91 | Alyssa Faircloth | 2026 |

OPP. BATTING AVERAGE (MIN. 50 IP)

| | | | |
|----|-------------|-------------------------|-------------|
| 1. | .169 | Peja Goold | 2026 |
| 5. | .204 | Kellie Wilkerson | 2002 |
| 6. | .211 | Alyssa Faircloth | 2026 |

STRIKEOUTS / 7 INNINGS (MIN. 50 IP)

| | | | |
|----|-------------|-------------------------|-------------|
| 1. | 9.93 | Alyssa Faircloth | 2026 |
| 2. | 7.62 | Peja Goold | 2026 |
| 3. | 7.55 | Emily Williams | 2021 |

SHUTOUTS

| | | | |
|-----|----------|-------------------|-------------|
| T1. | 3 | Five players | |
| T6. | 2 | Peja Goold | 2026 |
| | 2 | Nine others | |

TEAM RECORD WATCH

TEAM SEASON

BATTING AVERAGE

| | | | |
|----|-------------|----------------|-------------|
| 1. | .326 | 731 AB | 2020 |
| 6. | .303 | 1695 AB | 2004 |
| 7. | .299 | 1060 AB | 2026 |

SLUGGING PERCENTAGE

| | | | |
|----|-------------|----------------|-------------|
| 1. | .538 | 731 AB | 2020 |
| 2. | .534 | 1482 AB | 2025 |
| 3. | .509 | 1060 AB | 2026 |

ON-BASE PERCENTAGE

| | | | |
|----|-------------|----------------|-------------|
| 1. | .411 | 1522 AB | 2015 |
| 3. | .383 | 1449 AB | 2012 |
| 6. | .380 | 1060 AB | 2026 |

STOLEN BASE PCT.

| | | | |
|----|-------------|--|-------------|
| 1. | .907 | | 2025 |
| 7. | .876 | | 2004 |
| 8. | .875 | | 2026 |

HOME RUNS

| | | | |
|----|-----------|--|-------------------|
| 1. | 74 | | 2025 |
| 6. | 54 | | 2015 |
| 7. | 51 | | 2026, 2013 |

BACK-TO-BACK HOME RUNS (SINCE 2015)

| | | | |
|----|----------------|--|-------------------|
| 1. | 7 times | | 2021 |
| 2. | 5 times | | 2022 |
| 3. | 4 times | | 2026, 2025 |

SACRIFICE FLIES

| | | | |
|-----|-----------|--|-------------|
| 11. | 21 | | 2025 |
| | 21 | | 2024 |
| 3. | 20 | | 2026 |

EARNED RUN AVERAGE

| | | | |
|----|-------------|-----------------|-------------|
| 1. | 1.01 | 257.2 IP | 1986 |
| 3. | 1.36 | 185.0 IP | 2020 |
| 4. | 1.55 | 275.1 IP | 2026 |

STRIKEOUTS

| | | | |
|----|------------|--|-------------|
| 1. | 468 | | 2013 |
| 5. | 410 | | 2022 |
| 6. | 379 | | 2026 |

STRIKEOUTS / 7 INNINGS

| | | | |
|----|-------------|-----------------|-------------|
| 1. | 9.64 | 275.1 IP | 2026 |
| 2. | 9.27 | 185.0 IP | 2020 |
| 3. | 8.60 | 381.0 IP | 2013 |

STRIKEOUTS LOOKING

| | | | |
|----|-----------|--|-------------|
| 1. | 109 | | 2021 |
| 4. | 88 | | 2025 |
| 5. | 87 | | 2014 |
| -- | 78 | | 2026 |

OPP. BATTING AVERAGE

| | | | |
|----|-------------|-----------------|-------------|
| 1. | .158 | 185.0 IP | 2020 |
| 2. | .160 | 275.1 IP | 2026 |
| 3. | .187 | 257.2 IP | 1986 |

WALKS ALLOWED/7 INNINGS

| | | | |
|----|-------------|-----------------|-------------|
| 1. | 1.26 | 405.0 IP | 1998 |
| 8. | 1.74 | 419.1 | 2007 |
| 9. | 1.75 | 275.1 IP | 2026 |

SHUTOUTS

| | | | |
|-----|-----------|--|-------------------------------|
| 1. | 19 | | 2018 |
| 14. | 14 | | 2014, 2008, 2005 |
| 17. | 12 | | 2026, 2006, 2016, 2024 |

FIELDING PERCENTAGE

| | | | |
|----|-------------|-------------------|-------------|
| 1. | .983 | 826-244-18 | 2026 |
| 2. | .977 | 1106-333-34 | 2009 |
| 3. | .976 | 1194-334-38 | 2014 |

TEAM SEC-ONLY SEASON RECORDS

EARNED RUN AVERAGE (SEC ONLY)

| | | | |
|----|-------------|----------------|-------------|
| 1. | 1.59 | 184.1 IP | 1998 |
| 3. | 2.38 | 209.0 IP | 2001 |
| 4. | 2.55 | 82.1 IP | 2026 |

OPP. BATTING AVERAGE (SEC ONLY)

| | | | |
|----|-------------|----------------|-------------|
| 1. | .197 | 82.1 IP | 2026 |
| 2. | .236 | 183.1 IP | 2012 |
| 3. | .240 | 184.1 IP | 1998 |

STRIKEOUTS / 7 INNINGS (SEC ONLY)

| | | | |
|----|-------------|----------------|-------------|
| 1. | 8.42 | 82.1 IP | 2026 |
| 2. | 6.72 | 166.2 IP | 2013 |
| 3. | 6.54 | 147.2 IP | 2021 |

COACHING STAFF



SAMANTHA RICKETTS

THE RICKETTS FILE

| | |
|-----------|--|
| Hometown | San Jose, Calif. |
| Education | University of Oklahoma, 2009 University of Oklahoma, 2011 |
| Twitter | @Coach_Ricketts |
| Birthday | December 29 |

COACHING CAREER

| SEASON | SCHOOL | POSITION |
|--------------|-------------------|----------------------|
| 2019-Present | Mississippi State | Head Coach |
| 2018-19 | Mississippi State | Associate Head Coach |
| 2015-18 | Mississippi State | Assistant Coach |
| 2012-14 | Wichita State | Assistant Coach |
| 2009-11 | Oklahoma | Graduate Assistant |

RICKETTS' PLAYERS BY THE NUMBERS

| | |
|-----|---|
| 16 | #StateToTheShow Future Professionals at MSU |
| 16 | All-America Honors |
| 43 | All-Region Honors |
| 28 | All-Conference Honors |
| 2 | Conference Players of the Year |
| 1 | Conference Freshman of the Year |
| 3 | Conference All-Defensive Team Selections |
| 1 | Conference Tournament MVP |
| 7 | Conference Tournament Team Selections |
| 9 | National Players of the Week |
| 30 | Conference Players of the Week |
| 1 | CoSIDA/CSC Academic All-American |
| 16 | CoSIDA/CSC Academic All-District Selections |
| 115 | All-Conference Academic Honors |

CAREER RECORD

| SEASON | SCHOOL | W-L | PCT. |
|--------------|-------------------|----------------|-------------|
| 2020 | Mississippi State | 25-3 | .893 |
| 2021 | Mississippi State | 35-25 | .583 |
| 2022 | Mississippi State | 37-27 | .578 |
| 2023 | Mississippi State | 28-25 | .528 |
| 2024 | Mississippi State | 34-20 | .630 |
| 2025 | Mississippi State | 39-19 | .672 |
| 2026 | Mississippi State | 33-9 | .786 |
| TOTAL | | 231-128 | .643 |

CONFERENCE RECORD

| SEASON | SCHOOL | W-L | PCT. |
|--------------|-------------------|--------------|-------------|
| 2020 | Mississippi State | 0-0 | -- |
| 2021 | Mississippi State | 8-15 | .348 |
| 2022 | Mississippi State | 10-14 | .417 |
| 2023 | Mississippi State | 7-16 | .304 |
| 2024 | Mississippi State | 12-12 | .500 |
| 2025 | Mississippi State | 13-11 | .542 |
| 2026 | Mississippi State | 5-7 | .417 |
| TOTAL | | 55-75 | .423 |

MAROON AND WHITE

- » Named the sixth head softball coach in program history on July 22, 2019.
- » Has coached 16 Bulldogs who went on to professional careers, nine of whom were selected in a professional draft. Five of her proteges are currently playing professionally (Raelin Chaffin, Mia Davidson, Chloe Malau'ulu, Sierra Sacco and Aspen Westley).
- » Has coached multiple players to All-Region honors in each of the last seven seasons, including a school-record six players in the 2025 campaign.
- » Broke the school record in 2025 with her 45th coaching victory against an NFCA-ranked opponent.
- » The Bulldogs have finished SEC play better than predicted by the Preseason Coaches' Poll in four of five full seasons under her guidance.
- » In 2025, MSU finished above .500 in conference play (13-11) for the first time since 2001 (19-11) and won five series for the first time since 2007. Along with 2024 (12-12), the Bulldogs posted their first back-to-back years with at least a .500 record since 1998-99. The prior year, she guided State to its highest SEC finish since the shift to a 24-game SEC schedule.
- » Became the first first-year head coach to lead the nation in wins (25 in 2020) since at least 1989.
- » Is the only coach in program history to have her team nationally ranked at some point during her first year and led MSU to its highest final ranking in program history (No. 20) at that time.
- » Earned first career coaching victory in first career game on Feb. 7, 2020, against Missouri State (5-0) and became the fastest head coach in program history to reach 20 wins, doing so in 23 games. Started 9-1, marking the best 10-game start by a head coach in program history.
- » Won 66 of her first 100 games, the best total of any Bulldog head coach and third among active SEC coaches in their first 100 contests.
- » Led State to its first Super Regional appearance in 2022, upsetting No. 2 Florida State twice in Tallahassee to advance.
- » Guided MSU to its highest final ranking on record (No. 19) in 2022.
- » Has been a part of one Women's College World Series appearance, eight NCAA Regional berths and two NCAA Super Regional appearances during her coaching career.
- » Served as an assistant coach from 2015-18 focusing on hitting and recruiting before being promoted to associate head coach.
- » Since her arrival, MSU has hit at least one home run in 55.5 percent of its games (336 of 605) and gone 246-90 in those games through 2025.
- » The top six single-season home run totals in program history have all come under her watch, and she has coached eight of the top 11 players in MSU history in career home runs along with seven of the top 10 individual season totals on record.
- » In 2019, MSU was one of two teams in the nation (Arizona) to boast multiple hitters with 20 or more home runs.
- » For the first time since 2008, State produced multiple NFCA All-Americans in 2019 (Fa Leilua and Mia Davidson).
- » Davidson went on to break Rafael Palmeiro's mark for the most home runs in a career by a Bulldog baseball or softball player along with shattering the SEC softball career record.
- » In 2017, Ricketts produced five starters that hit .300 or better to help lead the Bulldogs to an NCAA Regional and Caroline Seitz became the first Bulldog to earn First Team All-SEC honors since Chelsea Bramlett in 2010.
- » During the 2016 season, she led Kayla Winkfield to an SEC-leading six triples, which ranked among the nation's top 10.
- » In her first season of 2015, the Bulldogs set new single-season records for home runs (54), batting average (.312), slugging percentage (.495), RBI (294) and on-base percentage (.416).

MSU COACHING HIGHLIGHTS

| | |
|--|------|
| NCAA Super Regional Appearances | 1 |
| NCAA Regional Appearances | 8 |
| NFCA All-South Region Selections | 32 |
| First Team All-SEC Selections | 8 |
| SEC All-Defensive Team Selections | 3 |
| Top 10 Finalist for Schutt Sports/NFCA Freshman of the Year | 2018 |
| SEC Freshman of the Year | 2018 |
| Top 10 Finalist for USA Softball Collegiate Player of the Year | 2019 |
| Top 25 Finalist for USA Softball Collegiate Player of the Year | 2025 |
| NFCA Catcher of the Year | 2022 |

WICHITA STATE UNIVERSITY

- » Served as assistant coach at Wichita State from 2012-14, working with the team's hitters and consistently improving their production.
- » Her last spring at WSU saw the Shockers increase their overall win total by 15 from 2013 to 2014 and win the program's first regular-season conference title.
- » Part of the 2014 MVC Coaching Staff of the Year, helping to improve the Shockers from the ninth place in 2012, to eighth place in 2013, to MVC champs in 2014.
- » Produced five starters who each hit better than .300 in 2014 after the squad did not have a batter hit over .300 in 2013.
- » The Shockers scored 138 more runs, smashed 26 more home runs, hit 11 more doubles and added seven more triples from the previous season.
- » Overall, the 2014 team established program single-season records for batting average, slugging percentage, on-base percentage, runs scored, hits, doubles, home runs, runs batted in and total bases.
- » Led Cacy Williams to an NFCA All-Midwest Region First Team selection in 2014 as well as MVC Player of the Year and Newcomer of the Year, becoming the first student-athlete in MVC history to receive both in the same year.
- » Williams broke the Wichita State single-season records for batting average (.424), slugging percentage (.812), on-base percentage (.531), total bases (138), runs scored (57), home runs (16) and RBIs (47).

ADDITIONAL COACHING EXPERIENCE

- » Served as assistant coach for the USSSA Florida Pride of the NPF as the team claimed the regular season championship, and the staff was recognized as Coaching Staff of the Year.
- » Began coaching career as a graduate assistant at Oklahoma from 2010-11.
- » The Sooners won the Big 12 Tournament and advanced to the Women's College World Series in 2011.

PLAYING CAREER

- » Four-year letterwinner at Oklahoma (2006-09)
- » Closed her career as the school record holder in career home runs (48) and runs batted in (239) while ranking third in extra-base hits (97), total bases (444), slugging percentage (.645) and on-base percentage (.461).
- » Started 192 consecutive games and ended her career as the Big 12 career RBI leader.
- » Four-time All-Big 12 selection and two-time NFCA All-American.
- » Top 10 Finalist for the Lowe's Senior CLASS Award.
- » Top 3 Finalist for USA Softball's Collegiate Player of the Year Award in 2007, first in Oklahoma history.
- » Selected 12th overall by the Akron Racers in the 2009 NPF Draft.

ASSISTANT COACHES (CLICK NAMES TO VIEW BIDS)



BULLDOG BITES: OFF THE FIELD PROFILES**LEILA AMMON** WALKUP SONG: Layla (Derek and the Dominos)

Father is a 20-year veteran in the Marine Corps ... has lived in five different states ... broke her high school's strikeout record ... has same tattoo on her wrist as both parents ... loves to bake sourdough ... enjoys spending time on the beach at sunset ... majoring in communication and media studies

NADIA BARBARY WALKUP SONG: Lifestyle (Rich Gang, Young Thug and Rich Homie Quan)

Earliest commit in MSU's 2022 class ... Spades is her card game of choice ... superstitiously must step on third base at the end of every inning before returning to the dugout ... earned her pink glove after winning SEC All-Defensive Team honors at third base ... born at Lackland Air Force Base in Texas ... both parents served in the Air Force ... also competed in gymnastics as a child ... majoring in interdisciplinary studies.

MORGAN BERNARDINI WALKUP SONG: God I'm Just Grateful (Elevation Worship)

High school team never had more than 13 players ... wants to be a pre-k teacher ... has "Be Still" tattooed on her wrist to help her stay calm in games ... owns a black lab/Chesapeake Bay retriever mix ... graduated from a high school with 120 total students in a class of 21 ... majoring in human development and family science.

ANNA CARDER WALKUP SONG: Tusk (Fleetwood Mac)

Goes thrift shopping for the majority of her clothes ... handmakes home decor ... loves swimming ... team describes her backup career as a stand-up comedian ... high school teammates with Morgan Stiles ... played against MSU in Starkville at The Snowman in 2025 while at Southern Illinois ... majoring in interdisciplinary studies.

SYDNEY CARROLL WALKUP SONG: TGIF (GloRilla)

Mother played softball at Troy alongside her identical twin, Adria Montgomery-Klein, from 1994-96, leading the Trojans to their first conference title and NCAA regional ... mother remains fifth in Trojan history with 13 career triples ... favorite food is pasta ... has a golden retriever named Rosie ... majoring in animal and dairy sciences.

PAIGE ERNSTES WALKUP SONG: Loud & Heavy (Cody Jinks)

Third player in program history from the state of Indiana ... grew up with fellow Bulldog Sara Phillips ... favorite food is chicken ... family has a retired police K-9 officer for a pet ... grandfather, Jan Ernstes, played football at the University of Indianapolis ... majoring in kinesiology.

DELAINEY EVERETT WALKUP SONG: Danger Zone (Kenny Loggins)

Wears No. 48 as a nod to her uncle, Josh Parry, who played football at San Jose State before playing three NFL seasons ... has two dogs, Goose and Maverick, named after Top Gun ... has three younger sisters ... loves boating and family time ... father passed away two weeks prior to the 2025 season, and now wears his California Highway Patrol badge number on her pitching towel and facemask ... majoring in kinesiology.

ALYSSA FAIRCLOTH WALKUP SONG: Circus (Britney Spears)

Aunt, Lauren Rosengrant Bickerstaff, played softball at Georgia Gwinnett College ... rescues kittens off the street and keeps them as pets ... favorite food is Conecuh sausage ... enjoys hunting ... foot is too large for women's sizes in shoes ... majoring in kinesiology.

PEJA GOOLD WALKUP SONG: Immigrant Song (Led Zeppelin)

Pitched for Colombia at the 2025 Pan American Championships ... played volleyball in high school ... father played volleyball in college ... named after Peja Stojakovic, who played for the Sacramento Kings in the NBA, and has met him twice ... enjoys bass fishing, reading and going to country music concerts ... majoring in marketing.

GRETTA GRASSEL WALKUP SONG: Could You Be Loved (Bob Marley)

Second-ever player in program history from the state of Wisconsin and first since 2012 ... only female athlete from her high school to play a Division I sport ... favorite food is anything with cheese in it ... used to be a pitcher during her high school career ... father played minor league hockey for the Madison Monsters and collegiately at Minnesota State-Mankato ... has never had a pet in her life ... majoring in marketing.

KINLEY KELLER WALKUP SONG: The Sweet Escape (Gwen Stefani)

Aunt, Kristin Pinter, played softball at Minot State ... cousin, Jaron Pinter, played baseball at Dickinson State ... likes to play pickleball ... favorite artist is Toby Keith ... majoring in kinesiology.

BRINKLEY MORETON WALKUP SONG: Lights Come On (Jason Aldean)

Second player in program history from the state of Arkansas ... father played baseball at Arkansas Tech ... family owns a cattle farm that she grew up working on ... good painter ... majoring in biological sciences with a pre-dental concentration.

SARA PHILLIPS WALKUP SONG: Fancy (Reba McEntire)

Family owns a farm with 30 head of cattle ... likes to deer hunt and cook ... father played baseball and basketball at Southern Union Community College ... mother was a professional horse trainer and barrel racer ... three of five siblings played college sports ... uncles played basketball at Jacksonville State and Alabama ... wants to be a body builder after college ... majoring in food science, nutrition and health promotion.

ABBY GRACE RICHARDSON WALKUP SONG: Man! I Feel Like a Woman (Shania Twain)

Hates bread ... is double-jointed ... has a dog named Chloe ... won a NJCAA National Championship ... was a CSC First Team Academic All-American while in junior college ... mother played softball at Copiah-Lincoln CC ... has a brother, Hunter, who also played baseball at Copiah-Lincoln CC and Jones College ... majoring in interdisciplinary studies.

DES RIVERA WALKUP SONG: EoO (Bad Bunny)

Played in the 2022 Women's College World Series while at Oregon State, collecting hits in both games ... has two sisters and a brother ... enjoys cooking and making lattes ... loves to watch Marvel movies ... wants to be an occupational therapist ... majoring in interdisciplinary studies.

XIANE ROMERO WALKUP SONG: Game Winner (BossMan Dlow)

Is the middle child of five ... does lashes for some of her teammates ... was involved in gymnastics and tumbling until she was 12 and can do an aerial ... enjoys watching sunsets and stargazing ... favorite food is steak and seafood ... wants to be an ultrasound technician when she graduates ... major is undeclared.

GABBY SCHAEFFER WALKUP SONG: Keep Their Heads Ringing (Dr. Dre)

Second player in program history from the state of New York ... loves late night walks and stargazing ... favorite food is penna alla vodka ... likes to bingewatch Netflix ... majoring in business economics.

KALANI SELLS WALKUP SONG: Do My Thing (Common Kings and Royal Blu)

Loves to go running ... was in the high school choir for three years ... is the middle child of five whose names all start with K ... along with older sister, Kiarra, is part of ninth pair of sisters in MSU history ... brother, Kaleb, plays football at New Mexico Highlands ... continued MSU's run of 11 straight seasons with a player with Samoan heritage and would be eligible for the American Samoa national team ... majoring in psychology.

KIARRA SELLS WALKUP SONG: Otonoke (Creepy Nuts)

Along with younger sister, Kalani, is part of ninth pair of sisters in MSU history ... one of five children whose names all start with K ... oldest sibling along with her twin brother ... brother, Kaleb, plays football at New Mexico Highlands ... wears hearing aids and hopes to break stigma around them for athletes ... favorite food is pizza rolls ... eligible for the American Samoa national team ... majoring in psychology.

TATUM SILVA WALKUP SONG: One More Chance / Stay With Me (Remix) (The Notorious B.I.G.)

Has a brother that's six and a half years older than her that she considers her best friend ... favorite food is sushi ... wanted to play middle infield but she was left handed ... loves to dance ... wants to become an ultrasound technician or a coach ... majoring in interdisciplinary studies.

CARSON SMITH WALKUP SONG: God I'm Just Grateful (Elevation Worship)

Her and her sister's names both start with C ... enjoys walking her dog, Beau ... favorite food is steak and potatoes ... volunteers coaching and on mission trips ... majoring in kinesiology.

ABIGAIL STEVENS WALKUP SONG: Bandit (Don Toliver)

Father played baseball at MSU under legendary coach Ron Polk and uncle played football at State ... was high school valedictorian ... grew up on a cattle farm ... also played basketball and once scored 39 points in a basketball game ... father nicknamed her "Gina" in tee ball when he would yell at her to pay attention but didn't want others to know who he was talking to ... majoring in microbiology with a pre-med concentration.

MORGAN STILES WALKUP SONG: Unstoppable God (Elevation Worship)

Loves to read and ride bikes ... played soccer until she got to high school and played volleyball for two years in high school ... has two dogs and a cat ... mother played softball and basketball at North Alabama ... cousin, Jacob McNairy, played baseball at Alabama and was drafted in 2022 by the Seattle Mariners ... majoring in biological sciences with a pre-dental concentration.

ALLY SUPAN WALKUP SONG: I Got 5 On It (Luniz)

Can juggle ... played flag football in high school and won the school's first state championship in any sport in 2023 ... also won the following year and climbed to a No. 1 national ranking ... plays pickleball almost every day ... knows sign language ... loves to cook ... wants to write a book one day ... great grandfather, George Socha, played minor league baseball in the Cleveland Guardians organization ... majoring in kinesiology.

TAYLOR TROUTMAN WALKUP SONG: Just That Good (Cross Point Music)

Second-ever player in program history from Kentucky ... wears No. 41 in honor of her father's badge number ... father played baseball and mother ran cross country at Oakland City University ... father coached her high school team ... sister, Jordan, played volleyball at Southern Indiana ... can juggle ... had never had coffee, tea or caffeine before college ... loves to read ... majoring in elementary education.



1

GRETTA GRASSEL OF

SOPHOMORE | L/R | 5-7 // BOSCOBEL, WIS. (BOSCOBEL HS)

SEASON HIGHS

| | | |
|----------------|------|------------------------------------|
| At-Bats | 2 | UT Martin, 3/25/26 |
| Hits | 1 | Delaware State, 2/21/26 |
| Runs Scored | 1 | 6x, last, South Carolina, 3/29/26 |
| Runs Batted In | 1 | Delaware State, 2/21/26 |
| Doubles | | |
| Triples | | |
| Home Runs | | |
| Walks | 1 | 2x, last, Delaware State, 2/21/26 |
| Stolen Bases | 1 | 2x, last, at South Alabama, 3/8/26 |
| Putouts | 1 | 3x, last, at Florida, 4/3/26 |
| Assists | | |
| Hitting Streak | 1 gm | 2/21/26, Delaware State |

CAREER HIGHS

| | | |
|----------------|------|------------------------------------|
| At-Bats | 2 | UT Martin, 3/25/26 |
| Hits | 1 | Delaware State, 2/21/26 |
| Runs Scored | 1 | 20x, last, South Carolina, 3/29/26 |
| Runs Batted In | 1 | Delaware State, 2/21/26 |
| Doubles | | |
| Triples | | |
| Home Runs | | |
| Walks | 1 | 3x, last, Delaware State, 2/21/26 |
| Stolen Bases | 1 | 5x, last, at South Alabama, 3/8/26 |
| Putouts | 1 | 4x, last, at Florida, 4/3/26 |
| Assists | | |
| Hitting Streak | 1 gm | 2/21/26, Delaware State |

NOTEWORTHY

- » Has played in 25 games off the bench, primarily as a pinch runner.
- » Scored as a pinch runner against **No. 23 South Carolina (3/29)** and remained in the game to record a putout.
- » Made one putout as a defensive replacement against **UAB (3/18)**.
- » Recorded her first putout of the year on a diving catch **vs. New Mexico (3/7)**.
- » Stole her first base of the season and scored at **No. 25 Clemson (3/1)**.
- » Collected her first career hit with an RBI single against **Delaware State (2/21)**.
- » Pinch hit, walked and scored against **North Texas (2/15)**.
- » Remained in the game **vs. New Mexico (2/7)** to play left field.
- » Played in 39 games, primarily as a pinch runner, last spring.
- » Was State's second-most-used substitute in 2025.
- » Scored the go-ahead run in the NCAA Tournament win **vs. Washington (5/16/25)**.
- » Walked as a pinch hitter against **Alabama State (2/28/25)**.
- » Two-time Gatorade state player of the year nominee.
- » Holds Boscobel HS single-season records for hits (41), home runs (9), slugging percentage (.675) and RBIs (31).
- » Named to the All-Tournament Team at the 2023 Alliance National Championships.

GRASSEL'S GAME-BY-GAME STATS

| DATE | OPPOSITION | POS | AB | R | H | RBI | 2B | 3B | HR | BB | SB | CS | HBP | SH | SF | GDP | K | PO | A | E | AVG | |
|---------|------------------------|-------|-----|---|---|-----|----|----|----|----|----|----|-----|----|----|-----|---|----|---|---|-----|------|
| Feb. 5 | at Baylor | | DNP | | | | | | | | | | | | | | | | | | | |
| Feb. 6 | vs. Northwestern State | PR | 0 | 0 | 0 | 0 | 0 | 0 | 0 | 0 | 0 | 0 | 0 | 0 | 0 | 0 | 0 | 0 | 0 | 0 | 0 | -- |
| Feb. 6 | vs. Wichita State | PR | 0 | 0 | 0 | 0 | 0 | 0 | 0 | 0 | 0 | 0 | 0 | 0 | 0 | 0 | 0 | 0 | 0 | 0 | 0 | -- |
| Feb. 7 | vs. New Mexico | PR/LF | 0 | 0 | 0 | 0 | 0 | 0 | 0 | 0 | 0 | 0 | 0 | 0 | 0 | 0 | 0 | 0 | 0 | 0 | 0 | -- |
| Feb. 10 | SOUTHERN MISS | | DNP | | | | | | | | | | | | | | | | | | | |
| Feb. 13 | MURRAY STATE | | DNP | | | | | | | | | | | | | | | | | | | |
| Feb. 13 | RUTGERS | | DNP | | | | | | | | | | | | | | | | | | | |
| Feb. 14 | RUTGERS | PR/LF | 0 | 0 | 0 | 0 | 0 | 0 | 0 | 0 | 0 | 0 | 0 | 0 | 0 | 0 | 0 | 0 | 0 | 0 | 0 | -- |
| Feb. 14 | NORTH TEXAS | PR/LF | 0 | 0 | 0 | 0 | 0 | 0 | 0 | 0 | 0 | 0 | 0 | 0 | 0 | 0 | 0 | 0 | 0 | 0 | 0 | -- |
| Feb. 15 | NORTH TEXAS | PH | 0 | 1 | 0 | 0 | 0 | 0 | 0 | 1 | 0 | 0 | 0 | 0 | 0 | 0 | 0 | 0 | 0 | 0 | 0 | -- |
| Feb. 18 | MEMPHIS | PR | 0 | 1 | 0 | 0 | 0 | 0 | 0 | 0 | 0 | 0 | 0 | 0 | 0 | 0 | 0 | 0 | 0 | 0 | 0 | -- |
| Feb. 20 | BELMONT | | DNP | | | | | | | | | | | | | | | | | | | |
| Feb. 20 | SAMFORD | LF | 1 | 0 | 0 | 0 | 0 | 0 | 0 | 0 | 0 | 0 | 0 | 0 | 0 | 0 | 0 | 0 | 0 | 0 | 0 | .000 |
| Feb. 21 | BELMONT | PR/LF | 0 | 0 | 0 | 0 | 0 | 0 | 0 | 0 | 0 | 0 | 0 | 0 | 0 | 0 | 0 | 0 | 0 | 0 | 0 | .000 |
| Feb. 21 | DELAWARE STATE | LF | 1 | 1 | 1 | 1 | 0 | 0 | 0 | 1 | 0 | 0 | 0 | 0 | 0 | 0 | 0 | 0 | 0 | 0 | 0 | .500 |
| Feb. 22 | DELAWARE STATE | | | | | | | | | | | | | | | | | | | | | |
| Feb. 25 | at Georgia Tech | CF | 0 | 0 | 0 | 0 | 0 | 0 | 0 | 0 | 0 | 0 | 0 | 0 | 0 | 0 | 0 | 0 | 0 | 0 | 0 | .500 |
| Feb. 27 | vs. Wofford | | DNP | | | | | | | | | | | | | | | | | | | |
| Feb. 28 | vs. Georgia Southern | | DNP | | | | | | | | | | | | | | | | | | | |
| Feb. 28 | at #25 Clemson | | DNP | | | | | | | | | | | | | | | | | | | |
| Mar. 1 | at #25 Clemson | PR/DP | 1 | 1 | 0 | 0 | 0 | 0 | 0 | 0 | 1 | 0 | 0 | 0 | 0 | 0 | 1 | 0 | 0 | 0 | 0 | .333 |
| Mar. 4 | at UAB | LF | 0 | 0 | 0 | 0 | 0 | 0 | 0 | 0 | 0 | 0 | 0 | 0 | 0 | 0 | 0 | 0 | 0 | 0 | 0 | .333 |
| Mar. 6 | vs. New Mexico | PR | 0 | 0 | 0 | 0 | 0 | 0 | 0 | 0 | 0 | 0 | 0 | 0 | 0 | 0 | 0 | 0 | 0 | 0 | 0 | .333 |
| Mar. 6 | at South Alabama | | DNP | | | | | | | | | | | | | | | | | | | |
| Mar. 7 | vs. New Mexico | LF | 0 | 0 | 0 | 0 | 0 | 0 | 0 | 0 | 0 | 0 | 0 | 0 | 0 | 0 | 0 | 0 | 1 | 0 | 0 | .333 |
| Mar. 7 | vs. Samford | | DNP | | | | | | | | | | | | | | | | | | | |
| Mar. 8 | at South Alabama | PR/LF | 0 | 0 | 0 | 0 | 0 | 0 | 0 | 1 | 0 | 0 | 0 | 0 | 0 | 0 | 0 | 0 | 0 | 0 | 0 | .333 |
| Mar. 10 | SOUTHEAST MISSOURI | | DNP | | | | | | | | | | | | | | | | | | | |
| Mar. 10 | SOUTHEAST MISSOURI | RF | 0 | 0 | 0 | 0 | 0 | 0 | 0 | 0 | 0 | 0 | 0 | 0 | 0 | 0 | 0 | 0 | 0 | 0 | 0 | .333 |
| Mar. 13 | #1 TENNESSEE* | | DNP | | | | | | | | | | | | | | | | | | | |
| Mar. 14 | #1 TENNESSEE* | PR | 0 | 0 | 0 | 0 | 0 | 0 | 0 | 0 | 0 | 0 | 0 | 0 | 0 | 0 | 0 | 0 | 0 | 0 | 0 | .333 |
| Mar. 15 | #1 TENNESSEE* | | DNP | | | | | | | | | | | | | | | | | | | |
| Mar. 18 | UAB | LF | 0 | 0 | 0 | 0 | 0 | 0 | 0 | 0 | 0 | 0 | 0 | 0 | 0 | 0 | 0 | 0 | 1 | 0 | 0 | .333 |
| Mar. 20 | at #15 Georgia* | RF | 0 | 0 | 0 | 0 | 0 | 0 | 0 | 0 | 0 | 0 | 0 | 0 | 0 | 0 | 0 | 0 | 0 | 0 | 0 | .333 |
| Mar. 21 | at #15 Georgia* | | DNP | | | | | | | | | | | | | | | | | | | |
| Mar. 22 | at #15 Georgia* | | DNP | | | | | | | | | | | | | | | | | | | |
| Mar. 25 | UT MARTIN | PR/RF | 2 | 1 | 0 | 0 | 0 | 0 | 0 | 0 | 0 | 0 | 0 | 0 | 0 | 0 | 1 | 0 | 0 | 0 | 0 | .200 |
| Mar. 28 | #23 SOUTH CAROLINA* | PR/LF | 0 | 0 | 0 | 0 | 0 | 0 | 0 | 0 | 0 | 0 | 0 | 0 | 0 | 0 | 0 | 1 | 0 | 0 | 0 | .200 |
| Mar. 29 | #23 SOUTH CAROLINA* | PR/LF | 0 | 1 | 0 | 0 | 0 | 0 | 0 | 0 | 0 | 0 | 0 | 0 | 0 | 0 | 0 | 0 | 0 | 0 | 0 | .200 |
| Mar. 30 | #23 SOUTH CAROLINA* | CF/LF | 0 | 0 | 0 | 0 | 0 | 0 | 0 | 0 | 0 | 0 | 0 | 0 | 0 | 0 | 0 | 0 | 0 | 0 | 0 | .200 |
| Apr. 3 | at #5 Florida* | PR/LF | 0 | 0 | 0 | 0 | 0 | 0 | 0 | 0 | 0 | 0 | 0 | 0 | 0 | 0 | 0 | 1 | 0 | 0 | 0 | .200 |
| Apr. 4 | at #5 Florida* | | DNP | | | | | | | | | | | | | | | | | | | |
| Apr. 5 | at #5 Florida* | | DNP | | | | | | | | | | | | | | | | | | | |
| Apr. 10 | #8 ARKANSAS* | | | | | | | | | | | | | | | | | | | | | |
| Apr. 11 | #8 ARKANSAS* | | | | | | | | | | | | | | | | | | | | | |
| Apr. 12 | #8 ARKANSAS* | | | | | | | | | | | | | | | | | | | | | |
| Apr. 17 | at #14 Texas A&M* | | | | | | | | | | | | | | | | | | | | | |
| Apr. 18 | at #14 Texas A&M* | | | | | | | | | | | | | | | | | | | | | |
| Apr. 19 | at #14 Texas A&M* | | | | | | | | | | | | | | | | | | | | | |
| Apr. 24 | #21 LSU* | | | | | | | | | | | | | | | | | | | | | |
| Apr. 25 | #21 LSU* | | | | | | | | | | | | | | | | | | | | | |
| Apr. 26 | #21 LSU* | | | | | | | | | | | | | | | | | | | | | |
| Apr. 30 | at Ole Miss* | | | | | | | | | | | | | | | | | | | | | |
| May 1 | at Ole Miss* | | | | | | | | | | | | | | | | | | | | | |
| May 2 | at Ole Miss* | | | | | | | | | | | | | | | | | | | | | |

MULTI-HIT GAMES

| | 2 | 3 | 4 | 5+ | TOTAL |
|--------------|----|----|----|----|-------|
| 2025 | -- | -- | -- | -- | 0 |
| 2026 | -- | -- | -- | -- | 0 |
| TOTAL | -- | -- | -- | -- | 0 |

MULTI-RBI GAMES

| | 2 | 3 | 4 | 5+ | TOTAL |
|--------------|----|----|----|----|-------|
| 2025 | -- | -- | -- | -- | 0 |
| 2026 | -- | -- | -- | -- | 0 |
| TOTAL | -- | -- | -- | -- | 0 |

| | AVG | GP-GS | AB | R | H | 2B | 3B | HR | RBI | TB | SLG | BB | HBP | SO | GDP | OBP | SF | SH | SB-ATT | PO | A | E | FLD |
|--------------|-------------|-------------|----------|-----------|----------|----------|----------|----------|----------|----------|-------------|----------|----------|----------|----------|-------------|----------|----------|------------|----------|----------|----------|--------------|
| 2025 | .000 | 39-0 | 1 | 14 | 0 | 0 | 0 | 0 | 0 | 0 | .000 | 1 | 0 | 0 | 0 | .500 | 0 | 0 | 3-3 | 1 | 0 | 0 | 1.000 |
| 2026 | .200 | 25-0 | 5 | 6 | 1 | 0 | 0 | 0 | 1 | 1 | .200 | 2 | 0 | 2 | 0 | .429 | 0 | 0 | 2-2 | 4 | 0 | 0 | 1.000 |
| TOTAL | .167 | 64-0 | 6 | 20 | 1 | 0 | 0 | 0 | 1 | 1 | .167 | 3 | 0 | 2 | 0 | .444 | 0 | 0 | 5-5 | 5 | 0 | 0 | 1.000 |

2

ABBY GRACE RICHARDSON UTL

SENIOR | R/R | 5-9 // BROOKHAVEN, MISS. (BROOKHAVEN ACADEMY / COPIAH-LINCOLN [MISS.] CC)



SEASON HIGHS

| | | |
|----------------|------|--|
| At-Bats | 3 | 13x, last, at Georgia, 3/21/26 |
| Hits | 2 | 3x, last, vs. Georgia Southern, 2/28/26 |
| Runs Scored | 2 | 4x, last, North Texas, 2/15/26 |
| Runs Batted In | 3 | 2x, last, vs. Georgia Southern, 2/28/26 |
| Doubles | 2 | North Texas, 2/15/26 |
| Triples | 1 | 6x, last, at Georgia, 3/22/26 |
| Home Runs | 2 | 2x, last, Tennessee, 3/15/26 |
| Walks | 1 | 5x, last, Tennessee, 3/15/26 |
| Stolen Bases | 10 | 2x, last, Tennessee, 3/13/26 |
| Putouts | 2 | UAB, 3/18/26 |
| Assists | 2 gm | 4x, last, 3/20/26, at Georgia to 3/21/26, at Georgia |
| Hitting Streak | | |

CAREER HIGHS

| | | |
|----------------|------|--|
| At-Bats | 3 | 13x, last, at Georgia, 3/21/26 |
| Hits | 2 | 3x, last, vs. Georgia Southern, 2/28/26 |
| Runs Scored | 2 | 4x, last, North Texas, 2/15/26 |
| Runs Batted In | 3 | 2x, last, vs. Georgia Southern, 2/28/26 |
| Doubles | 2 | North Texas, 2/15/26 |
| Triples | 1 | Alabama State, 2/28/25 |
| Home Runs | 1 | 5x, last, vs. Georgia Southern, 2/28/26 |
| Walks | 2 | 2x, last, Tennessee, 3/15/26 |
| Stolen Bases | 1 | 5x, last, Tennessee, 3/15/26 |
| Putouts | 10 | 2x, last, Tennessee, 3/13/26 |
| Assists | 2 | UAB, 3/18/26 |
| Hitting Streak | 2 gm | 4x, last, 3/20/26, at Georgia to 3/21/26, at Georgia |

NOTEWORTHY

- » Has played in 40 of 42 games, making 34 starts in the outfield and at first base.
- » Originally recruited as a catcher.
- » Batting .233 (17-for-73) on the year.
- » Third on the team in home runs (5) and fourth in doubles (6) and RBIs (19).
- » Scored as a pinch runner in the win at **No. 5 Florida (4/4)** and remained in the game at first base.
- » Walked, singled and scored at **No. 15 Georgia (3/20)**.
- » Put down a sacrifice bunt that led to the winning run against **UAB (3/18)**.
- » Walked twice against **No. 1 Tennessee (3/15)** and stole a base.
- » Walked to bring home a run and stole home against **SE Missouri (3/10)**.
- » Hit an RBI double vs. **New Mexico (3/6)**.
- » Launched a two-run homer and collected an RBI double vs. **Georgia Southern (2/28)**.
- » Hit an inside-the-park home run vs. **Wofford (2/27)**.
- » Hit a three-run homer against **Delaware State (2/21)**.
- » Went 2-for-3 with a pair of doubles against **North Texas (2/15)**.
- » Delivered a pinch-hit two-run homer against **Rutgers (2/14)**.
- » Played two outfield positions and second base vs. **Wichita State (2/6)**.
- » Doubled home a run vs. **Northwestern State (2/6)** and collected her first career outfield assist.
- » Made her first Division I start at **Baylor (2/5)** and homered in her first at-bat of the year.
- » Finished the day against the Bears 2-for-2 with two RBIs and a walk.
- » Two-time NJCAA All-American while at Copiah-Lincoln [Miss.] CC.
- » Won an NJCAA National Championship in 2023 and was named NJCAA Tournament MVP after hitting a grand slam in the championship-clinching game.

RICHARDSON'S GAME-BY-GAME STATS

| DATE | OPPONENT | POS | AB | R | H | RBI | 2B | 3B | HR | BB | SB | CS | HBP | SH | SF | GDP | K | PO | A | E | AVG | |
|---------|------------------------|--------|----|---|---|-----|----|----|----|----|----|----|-----|----|----|-----|---|----|---|------|----------|-------|
| Feb. 5 | at Baylor | *CF/RF | 2 | 2 | 2 | 2 | 0 | 0 | 1 | 1 | 0 | 0 | 0 | 0 | 0 | 0 | 0 | 0 | 0 | 0 | 0 | 1.000 |
| Feb. 6 | vs. Northwestern State | *CF/RF | 3 | 1 | 1 | 1 | 1 | 0 | 0 | 1 | 1 | 0 | 0 | 0 | 0 | 0 | 2 | 0 | 1 | 0 | .600 | |
| Feb. 6 | vs. Wichita State | *CF/RF | 2 | 0 | 0 | 0 | 0 | 0 | 0 | 1 | 0 | 0 | 0 | 0 | 0 | 0 | 1 | 0 | 0 | 0 | .429 | |
| Feb. 7 | vs. New Mexico | *CF | 2 | 1 | 0 | 0 | 0 | 0 | 0 | 1 | 0 | 0 | 0 | 0 | 0 | 0 | 2 | 0 | 0 | 0 | .333 | |
| Feb. 10 | SOUTHERN MISS | *CF/RF | 2 | 0 | 0 | 0 | 0 | 0 | 0 | 0 | 0 | 0 | 0 | 0 | 0 | 0 | 1 | 2 | 0 | 0 | .273 | |
| Feb. 13 | MURRAY STATE | *CF/RF | 3 | 2 | 1 | 1 | 1 | 0 | 0 | 0 | 0 | 0 | 0 | 0 | 0 | 0 | 0 | 0 | 0 | 0 | .286 | |
| Feb. 13 | RUTGERS | *LF/RF | 1 | 2 | 0 | 0 | 0 | 0 | 0 | 1 | 0 | 0 | 0 | 0 | 0 | 0 | 0 | 0 | 0 | 0 | .267 | |
| Feb. 14 | RUTGERS | PH | 1 | 1 | 1 | 2 | 0 | 0 | 1 | 0 | 0 | 0 | 0 | 0 | 0 | 0 | 0 | 0 | 0 | 0 | .313 | |
| Feb. 14 | NORTH TEXAS | *1B/RF | 2 | 0 | 0 | 0 | 0 | 0 | 0 | 1 | 0 | 0 | 0 | 0 | 0 | 0 | 0 | 10 | 0 | 0 | .278 | |
| Feb. 15 | NORTH TEXAS | *1B/LF | 3 | 2 | 2 | 1 | 2 | 0 | 0 | 0 | 0 | 0 | 0 | 0 | 0 | 0 | 0 | 5 | 0 | 0 | .333 | |
| Feb. 18 | MEMPHIS | *1B/LF | 1 | 1 | 0 | 0 | 0 | 0 | 2 | 0 | 0 | 0 | 0 | 0 | 0 | 0 | 0 | 4 | 0 | 1 | .318 | |
| Feb. 20 | BELMONT | *1B | 2 | 0 | 0 | 0 | 0 | 0 | 0 | 0 | 0 | 0 | 0 | 0 | 0 | 0 | 2 | 7 | 0 | 0 | .292 | |
| Feb. 20 | SAMFORD | *1B | 2 | 0 | 0 | 0 | 0 | 0 | 0 | 0 | 0 | 0 | 0 | 0 | 0 | 0 | 0 | 2 | 0 | 0 | .269 | |
| Feb. 21 | BELMONT | *1B | 2 | 0 | 0 | 0 | 0 | 0 | 0 | 0 | 0 | 0 | 0 | 0 | 0 | 0 | 0 | 1 | 0 | 0 | .250 | |
| Feb. 21 | DELAWARE STATE | PH/1B | 1 | 1 | 1 | 3 | 0 | 0 | 1 | 0 | 0 | 0 | 0 | 0 | 1 | 0 | 0 | 4 | 1 | 0 | .276 | |
| Feb. 22 | DELAWARE STATE | | | | | | | | | | | | | | | | | | | | CANCELED | |
| Feb. 25 | at Georgia Tech | *1B/RF | 3 | 0 | 0 | 0 | 0 | 0 | 0 | 1 | 0 | 0 | 0 | 0 | 0 | 0 | 0 | 3 | 0 | 1 | .250 | |
| Feb. 27 | vs. Wofford | *1B | 3 | 1 | 1 | 1 | 0 | 0 | 1 | 0 | 0 | 0 | 0 | 0 | 0 | 0 | 1 | 3 | 0 | 0 | .257 | |
| Feb. 28 | vs. Georgia Southern | *1B | 3 | 1 | 2 | 3 | 1 | 0 | 1 | 0 | 0 | 0 | 0 | 0 | 0 | 0 | 0 | 4 | 0 | 0 | .289 | |
| Feb. 28 | at #25 Clemson | *1B | 3 | 0 | 0 | 0 | 0 | 0 | 0 | 0 | 0 | 0 | 0 | 0 | 0 | 0 | 1 | 5 | 0 | 0 | .268 | |
| Mar. 1 | at #25 Clemson | *CF/1B | 3 | 0 | 1 | 2 | 0 | 0 | 0 | 0 | 1 | 0 | 0 | 0 | 1 | 0 | 0 | 3 | 0 | 0 | .273 | |
| Mar. 4 | at UAB | *1B | 3 | 0 | 0 | 0 | 0 | 0 | 0 | 0 | 0 | 0 | 0 | 0 | 0 | 0 | 1 | 9 | 0 | 0 | .255 | |
| Mar. 6 | vs. New Mexico | *1B | 3 | 0 | 1 | 1 | 1 | 0 | 0 | 0 | 0 | 0 | 0 | 0 | 0 | 0 | 1 | 8 | 0 | 0 | .260 | |
| Mar. 6 | at South Alabama | *1B | 2 | 0 | 0 | 0 | 0 | 0 | 0 | 0 | 0 | 0 | 0 | 0 | 0 | 2 | 1 | 0 | 0 | .250 | | |
| Mar. 7 | vs. New Mexico | *1B/DP | 2 | 0 | 1 | 0 | 0 | 0 | 0 | 0 | 0 | 0 | 0 | 0 | 0 | 0 | 1 | 7 | 1 | 0 | .259 | |
| Mar. 7 | vs. Samford | *1B | 3 | 1 | 1 | 1 | 0 | 0 | 0 | 0 | 0 | 0 | 0 | 0 | 0 | 0 | 1 | 5 | 0 | 0 | .263 | |
| Mar. 8 | at South Alabama | *1B | 2 | 0 | 0 | 0 | 0 | 0 | 0 | 0 | 0 | 0 | 0 | 0 | 0 | 0 | 0 | 8 | 1 | 0 | .254 | |
| Mar. 10 | SOUTHEAST MISSOURI | *1B | 1 | 1 | 0 | 1 | 0 | 0 | 0 | 1 | 1 | 0 | 0 | 0 | 0 | 0 | 0 | 4 | 0 | 0 | .250 | |
| Mar. 10 | SOUTHEAST MISSOURI | | | | | | | | | | | | | | | | | | | | DNP | |
| Mar. 13 | #1 TENNESSEE* | *1B | 3 | 0 | 0 | 0 | 0 | 0 | 0 | 0 | 0 | 0 | 0 | 0 | 0 | 0 | 1 | 10 | 1 | 0 | .238 | |
| Mar. 14 | #1 TENNESSEE* | *1B | 1 | 0 | 0 | 0 | 0 | 0 | 0 | 0 | 0 | 0 | 0 | 0 | 0 | 0 | 1 | 9 | 0 | 0 | .234 | |
| Mar. 15 | #1 TENNESSEE* | *1B | 0 | 0 | 0 | 0 | 0 | 0 | 0 | 2 | 1 | 0 | 0 | 0 | 0 | 0 | 0 | 4 | 0 | 0 | .234 | |
| Mar. 18 | UAB | *1B | 1 | 0 | 0 | 0 | 0 | 0 | 0 | 0 | 0 | 0 | 0 | 1 | 0 | 0 | 0 | 1 | 2 | 0 | .231 | |
| Mar. 20 | at #15 Georgia* | *1B | 2 | 1 | 1 | 0 | 0 | 0 | 1 | 0 | 0 | 0 | 0 | 0 | 0 | 0 | 1 | 3 | 0 | 0 | .239 | |
| Mar. 21 | at #15 Georgia* | *1B | 3 | 0 | 1 | 0 | 0 | 0 | 0 | 0 | 0 | 0 | 0 | 0 | 0 | 0 | 0 | 5 | 0 | 0 | .243 | |
| Mar. 22 | at #15 Georgia* | *1B | 1 | 0 | 0 | 0 | 0 | 0 | 1 | 0 | 0 | 0 | 0 | 0 | 0 | 0 | 1 | 5 | 0 | 0 | .239 | |
| Mar. 25 | UT MARTIN | *1B | 1 | 0 | 0 | 0 | 0 | 0 | 0 | 0 | 0 | 0 | 0 | 0 | 0 | 0 | 0 | 1 | 0 | 0 | .236 | |
| Mar. 28 | #23 SOUTH CAROLINA* | *1B | 1 | 0 | 0 | 0 | 0 | 0 | 0 | 0 | 0 | 0 | 0 | 0 | 0 | 0 | 1 | 1 | 1 | 0 | .233 | |
| Mar. 29 | #23 SOUTH CAROLINA* | 1B | 0 | 0 | 0 | 0 | 0 | 0 | 0 | 0 | 0 | 0 | 0 | 0 | 0 | 0 | 0 | 0 | 0 | 0 | .233 | |
| Mar. 30 | #23 SOUTH CAROLINA* | PR/1B | 0 | 0 | 0 | 0 | 0 | 0 | 0 | 0 | 0 | 0 | 0 | 0 | 0 | 0 | 0 | 0 | 0 | 0 | .233 | |
| Apr. 3 | at #5 Florida* | | | | | | | | | | | | | | | | | | | | DNP | |
| Apr. 4 | at #5 Florida* | PR/1B | 0 | 1 | 0 | 0 | 0 | 0 | 0 | 0 | 0 | 0 | 0 | 0 | 0 | 0 | 0 | 0 | 0 | 0 | .233 | |
| Apr. 5 | at #5 Florida* | PR/1B | 0 | 0 | 0 | 0 | 0 | 0 | 0 | 0 | 0 | 0 | 0 | 0 | 0 | 0 | 0 | 1 | 0 | 0 | .233 | |
| Apr. 10 | #8 ARKANSAS* | | | | | | | | | | | | | | | | | | | | | |
| Apr. 11 | #8 ARKANSAS* | | | | | | | | | | | | | | | | | | | | | |
| Apr. 12 | #8 ARKANSAS* | | | | | | | | | | | | | | | | | | | | | |
| Apr. 17 | at #14 Texas A&M* | | | | | | | | | | | | | | | | | | | | | |
| Apr. 18 | at #14 Texas A&M* | | | | | | | | | | | | | | | | | | | | | |
| Apr. 19 | at #14 Texas A&M* | | | | | | | | | | | | | | | | | | | | | |
| Apr. 24 | #21 LSU* | | | | | | | | | | | | | | | | | | | | | |
| Apr. 25 | #21 LSU* | | | | | | | | | | | | | | | | | | | | | |
| Apr. 26 | #21 LSU* | | | | | | | | | | | | | | | | | | | | | |
| Apr. 30 | at Ole Miss* | | | | | | | | | | | | | | | | | | | | | |
| May 1 | at Ole Miss* | | | | | | | | | | | | | | | | | | | | | |
| May 2 | at Ole Miss* | | | | | | | | | | | | | | | | | | | | | |

MULTI-HIT GAMES

| | 2 | 3 | 4 | 5+ | TOTAL |
|--------------|----------|-----------|-----------|-----------|----------|
| 2025 | -- | -- | -- | -- | 0 |
| 2026 | 3 | -- | -- | -- | 3 |
| TOTAL | 3 | -- | -- | -- | 3 |

MULTI-RBI GAMES

| | 2 | 3 | 4 | 5+ | TOTAL |
|--------------|----------|----------|-----------|-----------|----------|
| 2025 | -- | -- | -- | -- | 0 |
| 2026 | 3 | 2 | -- | -- | 5 |
| TOTAL | 3 | 2 | -- | -- | 5 |

| | AVG | GP-GS | AB | R | H | 2B | 3B | HR | RBI | TB | SLG | BB | HBP | SO | GDP | OBP | SF | SH | SB-ATT | PO | A | E | FLD |
|------|------|-------|----|----|----|----|----|----|-----|----|------|----|-----|----|-----|------|----|----|--------|----|---|---|------|
| 2025 | .167 | 13-0 | 6 | 7 | 1 | 0 | 1 | 0 | 0 | 3 | .500 | 2 | 0 | 3 | 0 | .375 | 0 | 0 | 0-0 | 0 | 0 | 0 | .000 |
| 2026 | .233 | 40-34 | 73 | 19 | 17 | 6 | | | | | | | | | | | | | | | | | |



3

PEJA GOULD P

SENIOR | R/R | 5-7 // STOCKTON, CALIF. (LINCOLN HS / CHATTANOOGA)

SEASON HIGHS

| | | |
|----------------|-----|-----------------------------------|
| Innings | 7.0 | 4x, last, South Carolina, 3/29/26 |
| Longest Start | 7.0 | 4x, last, South Carolina, 3/29/26 |
| Shortest Start | 2.0 | at Georgia, 3/22/26 |
| Longest Relief | 4.0 | vs. Wichita State, 2/6/26 |
| Strikeouts | 13 | UT Martin, 3/25/26 |
| Walks | 3 | 3x, last, at Florida, 4/3/26 |
| Hits | 6 | at Georgia, 3/22/26 |
| Runs | 6 | 2x, last, at Georgia, 3/22/26 |
| Earned Runs | 6 | at Georgia, 3/22/26 |
| Pitch Count | 102 | 2x, last, South Carolina, 3/29/26 |
| Putouts | 1 | at South Alabama, 3/8/26 |
| Assists | 3 | UT Martin, 3/25/26 |

CAREER HIGHS

| | | |
|----------------|-----|-------------------------------------|
| Innings | 9.0 | Akron, 2/26/23 |
| Longest Start | 9.0 | Akron, 2/26/23 |
| Shortest Start | 0.1 | ETSU, 4/15/23 |
| Longest Relief | 6.0 | vs. Samford, 5/10/24 |
| Strikeouts | 14 | 2x, last, at Furman, 4/12/25 |
| Walks | 9 | at UNC Greensboro, 5/10/24 |
| Hits | 10 | at Stetson, 2/9/25 |
| Runs | 6 | 2x, last, at Georgia, 3/22/26 |
| Earned Runs | 6 | at Georgia, 3/22/26 |
| Pitch Count | 148 | vs. Mercer, 5/8/25 |
| Putouts | 1 | 8x, last, at South Alabama, 3/8/26 |
| Assists | 5 | 3x, last, Central Michigan, 3/18/25 |

NOTEWORTHY

- » Leads team with 26 appearances, including 17 starts, in the circle.
- » Softball America's No. 6 pitcher in April.
- » Second on the team with a 1.42 ERA, that ranks No. 12 nationally.
- » Leads the team with 13 wins and seven shutouts, which is third in the nation.
- » Ranks sixth nationally in hits per seven innings (3.41), fifth in WHIP (0.74) and fifth in fielding independent pitching (1.48).
- » Has thrown a no-hitter and five one-hitters this year.
- » Struck out five or more 39 times since the start of 2025, going 33-3 in those games.
- » Threw her fifth one-hitter of the year at **No. 5 Florida (4/3)**, striking out three.
- » Earned D1 Softball and **NFCA National Pitcher of the Week (3/31)** and **SEC Pitcher of the Week (3/31)** honors for her efforts.
- » Struck out five in 5.0 innings against **No. 23 South Carolina (3/30)**, re-entering to secure the save.
- » Tossed her second straight shutout against the **Gamecocks (3/29)**.
- » Threw her first career no-hitter against **UT Martin (3/25)** while recording a season-high 13 strikeouts.
- » Shut out **No. 1 Tennessee (3/14)** while striking out 10 batters in her first career SEC start.
- » Came one out away from a perfect game vs. **Samford (3/7)** while striking out a season-high 11 batters.
- » Threw 4.1 innings, allowing only one run, at **No. 25 Clemson (3/1)**.
- » Tossed her fourth complete game of the year vs. **Georgia Southern (2/28)**, allowing one hit with eight strikeouts.
- » Recorded saves against **Belmont (2/21)** and at **Georgia Tech (2/25)**.
- » Threw a one-hitter against **Rutgers (2/13)** while striking out eight.
- » Earned the extra-innings win vs. **Wichita State (2/6)** with her only run allowed being the runner placed on second in the eighth.
- » Came one out away from a no-hitter on Opening Day at **Baylor (2/5)**, striking out five in 5.0 innings.

GOULD'S GAME-BY-GAME STATS

| DATE | OPPONENT | GS | DEC | IP | H | R | ER | BB | SO | 2B | 3B | HR | WP | HBP | IBB | BF | PC | ERA | PO | A | E |
|---------|------------------------|----|-----|-----|---|---|----|----|----|----|----|----|----|-----|-----|----|-----|------|----|---|---|
| Feb. 5 | at Baylor | * | W | 5.0 | 1 | 0 | 0 | 3 | 5 | 0 | 0 | 0 | 0 | 0 | 0 | 19 | 71 | 0.00 | 0 | 1 | 0 |
| Feb. 6 | vs. Northwestern State | -- | | 1.0 | 0 | 0 | 0 | 0 | 1 | 0 | 0 | 0 | 0 | 0 | 0 | 3 | 8 | 0.00 | 0 | 0 | 0 |
| Feb. 6 | vs. Wichita State | | W | 4.0 | 2 | 1 | 0 | 1 | 4 | 0 | 0 | 0 | 1 | 0 | 0 | 16 | 59 | 0.00 | 0 | 0 | 0 |
| Feb. 7 | vs. New Mexico | | DNP | | | | | | | | | | | | | | | | | | |
| Feb. 10 | SOUTHERN MISS | | DNP | | | | | | | | | | | | | | | | | | |
| Feb. 13 | MURRAY STATE | | DNP | | | | | | | | | | | | | | | | | | |
| Feb. 13 | RUTGERS | * | W | 6.0 | 1 | 0 | 0 | 0 | 8 | 0 | 0 | 0 | 0 | 0 | 0 | 19 | 71 | 0.00 | 0 | 1 | 0 |
| Feb. 14 | RUTGERS | | W | 3.2 | 1 | 0 | 0 | 1 | 8 | 0 | 0 | 0 | 0 | 0 | 0 | 12 | 58 | 0.00 | 0 | 0 | 0 |
| Feb. 14 | NORTH TEXAS | | DNP | | | | | | | | | | | | | | | | | | |
| Feb. 15 | NORTH TEXAS | * | W | 5.0 | 2 | 2 | 2 | 1 | 7 | 0 | 0 | 1 | 0 | 0 | 0 | 18 | 61 | 0.57 | 0 | 0 | 0 |
| Feb. 18 | MEMPHIS | -- | | 2.0 | 0 | 0 | 0 | 0 | 4 | 0 | 0 | 0 | 0 | 0 | 0 | 6 | 22 | 0.53 | 0 | 0 | 0 |
| Feb. 20 | BELMONT | * | L | 6.0 | 4 | 1 | 0 | 2 | 8 | 0 | 0 | 0 | 0 | 0 | 0 | 25 | 80 | 0.43 | 0 | 1 | 1 |
| Feb. 20 | SAMFORD | | DNP | | | | | | | | | | | | | | | | | | |
| Feb. 21 | BELMONT | | S | 1.1 | 0 | 0 | 0 | 0 | 0 | 1 | 0 | 0 | 0 | 0 | 0 | 4 | 17 | 0.41 | 0 | 1 | 0 |
| Feb. 21 | DELAWARE STATE | | DNP | | | | | | | | | | | | | | | | | | |
| Feb. 22 | DELAWARE STATE | | | | | | | | | | | | | | | | | | | | |
| Feb. 25 | at Georgia Tech | | S | 1.2 | 2 | 1 | 1 | 2 | 2 | 0 | 0 | 0 | 1 | 0 | 0 | 8 | 35 | 0.59 | 0 | 0 | 0 |
| Feb. 27 | vs. Wofford | | DNP | | | | | | | | | | | | | | | | | | |
| Feb. 28 | vs. Georgia Southern | * | W | 5.0 | 1 | 0 | 0 | 1 | 8 | 0 | 0 | 0 | 0 | 0 | 0 | 17 | 74 | 0.52 | 0 | 1 | 0 |
| Feb. 28 | at #25 Clemson | | DNP | | | | | | | | | | | | | | | | | | |
| Mar. 1 | at #25 Clemson | * | W | 4.1 | 3 | 1 | 1 | 2 | 5 | 2 | 0 | 0 | 1 | 0 | 0 | 18 | 73 | 0.62 | 0 | 0 | 0 |
| Mar. 4 | at UAB | | DNP | | | | | | | | | | | | | | | | | | |
| Mar. 6 | vs. New Mexico | * | W | 7.0 | 5 | 0 | 0 | 0 | 6 | 0 | 0 | 0 | 1 | 0 | 0 | 27 | 87 | 0.54 | 0 | 1 | 0 |
| Mar. 6 | at South Alabama | | DNP | | | | | | | | | | | | | | | | | | |
| Mar. 7 | vs. New Mexico | | DNP | | | | | | | | | | | | | | | | | | |
| Mar. 7 | vs. Samford | * | W | 5.0 | 1 | 1 | 1 | 0 | 11 | 0 | 0 | 1 | 0 | 0 | 0 | 16 | 61 | 0.61 | 0 | 0 | 0 |
| Mar. 8 | at South Alabama | * | W | 4.0 | 5 | 2 | 2 | 0 | 4 | 0 | 0 | 0 | 0 | 0 | 0 | 17 | 60 | 0.80 | 1 | 2 | 0 |
| Mar. 10 | SOUTHEAST MISSOURI | | DNP | | | | | | | | | | | | | | | | | | |
| Mar. 10 | SOUTHEAST MISSOURI | * | -- | 3.0 | 2 | 0 | 0 | 1 | 4 | 1 | 0 | 0 | 1 | 0 | 0 | 11 | 45 | 0.77 | 0 | 0 | 0 |
| Mar. 13 | #1 TENNESSEE* | | DNP | | | | | | | | | | | | | | | | | | |
| Mar. 14 | #1 TENNESSEE* | * | W | 7.0 | 2 | 0 | 0 | 0 | 10 | 0 | 0 | 0 | 1 | 2 | 0 | 24 | 99 | 0.69 | 0 | 0 | 0 |
| Mar. 15 | #1 TENNESSEE* | | L | 3.0 | 2 | 3 | 3 | 2 | 4 | 0 | 0 | 1 | 0 | 0 | 0 | 13 | 59 | 0.95 | 0 | 0 | 0 |
| Mar. 18 | UAB | | DNP | | | | | | | | | | | | | | | | | | |
| Mar. 20 | at #15 Georgia* | * | L | 5.0 | 3 | 6 | 1 | 2 | 7 | 0 | 1 | 1 | 1 | 0 | 0 | 23 | 102 | 0.97 | 0 | 0 | 0 |
| Mar. 21 | at #15 Georgia* | | DNP | | | | | | | | | | | | | | | | | | |
| Mar. 22 | at #15 Georgia* | * | L | 2.0 | 6 | 6 | 6 | 1 | 2 | 1 | 0 | 0 | 1 | 0 | 0 | 12 | 46 | 1.47 | 0 | 0 | 0 |
| Mar. 25 | UT MARTIN | * | W | 7.0 | 0 | 0 | 0 | 0 | 13 | 0 | 0 | 0 | 0 | 0 | 0 | 22 | 80 | 1.35 | 0 | 3 | 0 |
| Mar. 28 | #23 SOUTH CAROLINA* | | DNP | | | | | | | | | | | | | | | | | | |
| Mar. 29 | #23 SOUTH CAROLINA* | * | W | 7.0 | 2 | 0 | 0 | 3 | 9 | 1 | 0 | 0 | 0 | 0 | 0 | 24 | 102 | 1.25 | 0 | 1 | 0 |
| Mar. 30 | #23 SOUTH CAROLINA* | * | S | 5.0 | 3 | 1 | 1 | 0 | 5 | 0 | 0 | 1 | 0 | 0 | 0 | 19 | 64 | 1.26 | 0 | 1 | 0 |
| Apr. 3 | at #5 Florida* | * | L | 6.0 | 1 | 2 | 2 | 3 | 3 | 0 | 0 | 1 | 0 | 0 | 0 | 22 | 86 | 1.32 | 0 | 1 | 0 |
| Apr. 4 | at #5 Florida* | -- | | 2.0 | 2 | 1 | 1 | 1 | 1 | 0 | 0 | 0 | 1 | 0 | 0 | 10 | 34 | 1.36 | 0 | 0 | 0 |
| Apr. 5 | at #5 Florida* | L | 0.2 | 2 | 1 | 1 | 0 | 0 | 0 | 0 | 0 | 0 | 1 | 0 | 0 | 6 | 21 | 1.42 | 0 | 0 | 0 |
| Apr. 10 | #8 ARKANSAS* | | | | | | | | | | | | | | | | | | | | |
| Apr. 11 | #8 ARKANSAS* | | | | | | | | | | | | | | | | | | | | |
| Apr. 12 | #8 ARKANSAS* | | | | | | | | | | | | | | | | | | | | |
| Apr. 17 | at #14 Texas A&M* | | | | | | | | | | | | | | | | | | | | |
| Apr. 18 | at #14 Texas A&M* | | | | | | | | | | | | | | | | | | | | |
| Apr. 19 | at #14 Texas A&M* | | | | | | | | | | | | | | | | | | | | |
| Apr. 24 | #21 LSU* | | | | | | | | | | | | | | | | | | | | |
| Apr. 25 | #21 LSU* | | | | | | | | | | | | | | | | | | | | |
| Apr. 26 | #21 LSU* | | | | | | | | | | | | | | | | | | | | |
| Apr. 30 | at Ole Miss* | | | | | | | | | | | | | | | | | | | | |
| May 1 | at Ole Miss* | | | | | | | | | | | | | | | | | | | | |
| May 2 | at Ole Miss* | | | | | | | | | | | | | | | | | | | | |

STANDOUT GAMES

| | 2026 | CAREER |
|------------------|------|--------|
| 5+ Strikeouts | 14 | 56 |
| 10+ Strikeouts | 3 | 7 |
| 2-run or less CG | 10 | 32 |

STREAKS

| | ACTIVE | CAREER |
|-------------------|--------|--------|
| Wins | -- | 9 |
| Scoreless Innings | -- | 24.0 |

| | ERA | W-L | APP | GS | CG | SHD | SV | IP | H | R | ER | BB | SO | 2B | 3B | HR | BF | B/AVG | WP | HP | PO | A | E | FLD |
|--------------|-------------|--------------|------------|-----------|-----------|-----------|----------|--------------|------------|------------|------------|------------|------------|-----------|-----------|-----------|-------------|-------------|-----------|-----------|----------|-----------|----------|-------------|
| 2023* | 2.59 | 9-9 | 24 | 12 | 4 | 0 | 0 | 100.0 | 88 | 47 | 37 | 53 | 95 | 12 | 3 | 2 | 443 | .238 | 16 | 6 | 2 | 25 | 0 | 1.000 |
| 2024* | 3.00 | 12-5 | 33 | 17 | 6 | 2 | 3 | 121.1 | 97 | 58 | 52 | 71 | 126 | 10 | 4 | 9 | 538 | .221 | 18 | 12 | 1 | 24 | 0 | 1.000 |
| 2025* | 1.69 | 25-7 | 38 | 29 | 21 | 8 | 2 | 202.2 | 125 | 61 | 49 | 79 | 244 | 23 | 3 | 13 | 833 | .173 | 12 | 14 | 4 | 24 | 3 | .903 |
| 2026 | 1.42 | 13-6 | 26 | 17 | 10 | 7 | 3 | 108.2 | 53 | 29 | 22 | 27 | 140 | 5 | 1 | 6 | 411 | .140 | 7 | 5 | 1 | 14 | 1 | .938 |
| TOTAL | 2.10 | 59-27 | 121 | 75 | 41 | 17 | 8 | 532.2 | 363 | 195 | 160 | 230 | 605 | 50 | 11 | 30 | 2225 | .190 | 53 | 37 | 8 | 87 | 4 | .960 |

* at Chattanooga



4

ALYSSA FAIRCLOTH P

JUNIOR | L/L | 6-0 // NORTHPORT, ALA. (TUSCALOOSA COUNTY HS / TROY)

SEASON HIGHS

| | | |
|----------------|-----|-----------------------------------|
| Innings | 9.0 | Tennessee, 3/13/26 |
| Longest Start | 9.0 | Tennessee, 3/13/26 |
| Shortest Start | 3.1 | Rutgers, 2/14/26 |
| Longest Relief | 4.2 | at Florida, 4/5/26 |
| Strikeouts | 14 | 3x, last, UAB, 3/18/26 |
| Walks | 4 | UAB, 3/18/26 |
| Hits | 7 | South Carolina, 3/28/26 |
| Runs | 4 | at Florida, 4/4/26 |
| Earned Runs | 4 | at Florida, 4/4/26 |
| Pitch Count | 117 | at South Alabama, 3/6/26 |
| Putouts | 1 | 3x, last, South Carolina, 3/28/26 |
| Assists | 2 | Tennessee, 3/13/26 |

CAREER HIGHS

| | | |
|----------------|-----|-----------------------------------|
| Innings | 9.0 | 2x, last, Tennessee, 3/13/2 |
| Longest Start | 9.0 | 2x, last, Tennessee, 3/13/2 |
| Shortest Start | 0.1 | South Alabama, 5/1/25 |
| Longest Relief | 5.0 | Auburn, 3/19/24 |
| Strikeouts | 14 | 3x, last, UAB, 3/18/26 |
| Walks | 9 | at Texas State, 4/18/25 |
| Hits | 9 | at Texas State, 4/6/24 |
| Runs | 9 | at UAB, 4/15/25 |
| Earned Runs | 6 | at Mississippi State, 3/1/24 |
| Pitch Count | 138 | 2x, last, Louisiana, 4/4/25 |
| Putouts | 1 | 7x, last, South Carolina, 3/28/26 |
| Assists | 2 | 7x, last, Tennessee, 3/13/26 |

NOTEWORTHY

- » Has made 25 appearances, including 14 starts, in the circle.
- » Softball America's No. 7 pitcher in April.
- » Leads the team with 178 strikeouts, which ranks fifth in the nation.
- » Also fourth nationally in strikeouts per seven innings (11.90) and seventh in saves (4).
- » Has struck out 40 batters looking.
- » Ranks third nationally in fielding independent pitching (1.00) and seventh in strikeout-to-walk ratio (6.85).
- » Threw 4.2 innings of scoreless relief, allowing only one hit at **No. 5 Florida (4/5)**.
- » Threw her eighth complete game of the season against **No. 23 South Carolina (3/28)**, striking out nine batters and making a diving catch on a bunt.
- » Tossed her seventh complete game of the season, striking out 11 batters without a walk at **No. 15 Georgia (3/21)**.
- » Struck out 14 against **UAB (3/18)** in her first solo shutout as a Bulldog.
- » Threw a career-high-tying 9.0 innings against **No. 1 Tennessee (3/13)** in her first SEC start while not allowing a run in the first 8.2 innings.
- » Also turned a double play in that game against the Lady Vols.
- » Struck out five of six hitters she faced to pick up a save against **SE Missouri (3/10)**.
- » Struck out six of the 10 hitters she faced in a 3.0 inning save vs. **New Mexico (3/7)**.
- » Threw a complete game at **South Alabama (3/6)**, striking out a career-high-tying 14 and allowing one run.
- » Struck out all three batters faced vs. **Wofford (2/27)**.
- » Struck out 11 at **Georgia Tech (2/25)**.
- » Retired 13 batters via strikeout against **Belmont (2/21)** while allowing just one run.
- » Threw a complete game against **Samford (2/20)**, striking out nine.
- » Tossed a complete game in the win over **Murray State (2/13)** while striking out nine.
- » Earned the save against **Southern Miss (2/10)**, striking out four in 2.0 innings.
- » Picked up a complete-game victory vs. **New Mexico (2/7)** while striking out a career-high 14 batters.

FAIRCLOTH'S GAME-BY-GAME STATS

| DATE | OPPONENT | GS | DEC | IP | H | R | ER | BB | SO | 2B | 3B | HR | WP | HBP | IBB | BF | PC | ERA | PO | A | E |
|---------|------------------------|----|-----|-----|---|---|----|----|----|----|----|----|----|-----|-----|----|-----|------|----|---|---|
| Feb. 5 | at Baylor | | DNP | | | | | | | | | | | | | | | | | | |
| Feb. 6 | vs. Northwestern State | * | W | 4.0 | 3 | 3 | 3 | 2 | 7 | 0 | 0 | 0 | 1 | 1 | 0 | 17 | 61 | 5.25 | 0 | 0 | 0 |
| Feb. 6 | vs. Wichita State | | DNP | | | | | | | | | | | | | | | | | | |
| Feb. 7 | vs. New Mexico | * | W | 7.0 | 3 | 1 | 1 | 0 | 14 | 0 | 0 | 0 | 2 | 0 | 0 | 24 | 96 | 2.55 | 0 | 0 | 0 |
| Feb. 10 | SOUTHERN MISS | | S | 2.0 | 0 | 0 | 0 | 1 | 4 | 0 | 0 | 0 | 0 | 0 | 0 | 7 | 31 | 2.15 | 0 | 0 | 0 |
| Feb. 13 | MURRAY STATE | * | W | 5.0 | 2 | 1 | 1 | 0 | 9 | 0 | 0 | 0 | 0 | 1 | 0 | 18 | 67 | 1.94 | 0 | 0 | 0 |
| Feb. 13 | RUTGERS | | DNP | | | | | | | | | | | | | | | | | | |
| Feb. 14 | RUTGERS | * | -- | 3.1 | 4 | 2 | 2 | 2 | 4 | 0 | 0 | 1 | 0 | 0 | 0 | 16 | 67 | 2.30 | 0 | 0 | 0 |
| Feb. 14 | NORTH TEXAS | | DNP | | | | | | | | | | | | | | | | | | |
| Feb. 15 | NORTH TEXAS | | DNP | | | | | | | | | | | | | | | | | | |
| Feb. 18 | MEMPHIS | | DNP | | | | | | | | | | | | | | | | | | |
| Feb. 20 | BELMONT | -- | L | 1.0 | 0 | 0 | 0 | 0 | 2 | 0 | 0 | 0 | 0 | 0 | 0 | 3 | 14 | 2.19 | 0 | 0 | 0 |
| Feb. 20 | SAMFORD | * | W | 7.0 | 4 | 2 | 2 | 1 | 9 | 0 | 0 | 1 | 0 | 1 | 0 | 26 | 91 | 2.15 | 1 | 1 | 0 |
| Feb. 21 | BELMONT | * | W | 5.2 | 5 | 1 | 1 | 1 | 13 | 1 | 1 | 0 | 0 | 0 | 0 | 22 | 84 | 2.00 | 0 | 0 | 0 |
| Feb. 21 | DELAWARE STATE | | DNP | | | | | | | | | | | | | | | | | | |
| Feb. 22 | DELAWARE STATE | | | | | | | | | | | | | | | | | | | | |
| Feb. 25 | at Georgia Tech | * | W | 5.1 | 5 | 2 | 2 | 0 | 11 | 1 | 0 | 2 | 0 | 0 | 0 | 21 | 81 | 2.08 | 0 | 0 | 0 |
| Feb. 27 | vs. Wofford | -- | L | 1.0 | 0 | 0 | 0 | 0 | 3 | 0 | 0 | 0 | 0 | 0 | 0 | 3 | 10 | 2.03 | 0 | 0 | 0 |
| Feb. 28 | vs. Georgia Southern | | DNP | | | | | | | | | | | | | | | | | | |
| Feb. 28 | at #25 Clemson | * | L | 4.0 | 3 | 3 | 3 | 3 | 7 | 2 | 0 | 0 | 1 | 0 | 0 | 18 | 76 | 2.32 | 0 | 0 | 0 |
| Mar. 1 | at #25 Clemson | -- | L | 1.2 | 0 | 0 | 0 | 0 | 1 | 0 | 0 | 0 | 0 | 1 | 0 | 6 | 23 | 2.23 | 0 | 0 | 0 |
| Mar. 4 | at UAB | | DNP | | | | | | | | | | | | | | | | | | |
| Mar. 6 | vs. New Mexico | | DNP | | | | | | | | | | | | | | | | | | |
| Mar. 6 | at South Alabama | * | W | 7.0 | 3 | 1 | 1 | 2 | 14 | 0 | 0 | 1 | 1 | 1 | 0 | 26 | 117 | 2.07 | 0 | 1 | 0 |
| Mar. 7 | vs. New Mexico | | S | 3.0 | 0 | 0 | 0 | 1 | 6 | 0 | 0 | 0 | 0 | 0 | 0 | 10 | 42 | 1.96 | 0 | 0 | 0 |
| Mar. 7 | vs. Samford | | DNP | | | | | | | | | | | | | | | | | | |
| Mar. 8 | at South Alabama | | S | 2.0 | 1 | 0 | 0 | 0 | 3 | 0 | 0 | 0 | 0 | 1 | 0 | 8 | 28 | 1.90 | 0 | 0 | 0 |
| Mar. 10 | SOUTHEAST MISSOURI | | DNP | | | | | | | | | | | | | | | | | | |
| Mar. 10 | SOUTHEAST MISSOURI | | S | 2.0 | 0 | 0 | 0 | 0 | 5 | 0 | 0 | 0 | 0 | 0 | 0 | 6 | 24 | 1.84 | 0 | 0 | 0 |
| Mar. 13 | #1 TENNESSEE* | * | L | 9.0 | 6 | 3 | 0 | 1 | 9 | 1 | 0 | 1 | 0 | 0 | 0 | 32 | 116 | 1.6 | 1 | 2 | 0 |
| Mar. 14 | #1 TENNESSEE* | | DNP | | | | | | | | | | | | | | | | | | |
| Mar. 15 | #1 TENNESSEE* | -- | L | 1.0 | 1 | 0 | 0 | 1 | 2 | 0 | 0 | 0 | 0 | 0 | 0 | 5 | 22 | 1.58 | 0 | 0 | 0 |
| Mar. 18 | UAB | * | W | 7.0 | 2 | 0 | 0 | 4 | 14 | 0 | 0 | 0 | 1 | 0 | 0 | 26 | 95 | 1.44 | 0 | 1 | 0 |
| Mar. 20 | at #15 Georgia* | | DNP | | | | | | | | | | | | | | | | | | |
| Mar. 21 | at #15 Georgia* | * | W | 7.0 | 5 | 2 | 2 | 0 | 11 | 0 | 0 | 1 | 1 | 0 | 0 | 28 | 107 | 1.48 | 0 | 0 | 0 |
| Mar. 22 | at #15 Georgia* | -- | L | 2.0 | 1 | 0 | 0 | 1 | 4 | 0 | 0 | 0 | 0 | 0 | 0 | 8 | 33 | 1.45 | 0 | 0 | 0 |
| Mar. 25 | UT MARTIN | | DNP | | | | | | | | | | | | | | | | | | |
| Mar. 28 | #23 SOUTH CAROLINA* | * | L | 7.0 | 7 | 2 | 2 | 0 | 9 | 2 | 0 | 0 | 0 | 1 | 0 | 29 | 110 | 1.49 | 1 | 0 | 0 |
| Mar. 29 | #23 SOUTH CAROLINA* | | DNP | | | | | | | | | | | | | | | | | | |
| Mar. 30 | #23 SOUTH CAROLINA* | -- | L | 1.0 | 2 | 2 | 2 | 2 | 2 | 1 | 0 | 0 | 0 | 0 | 0 | 6 | 27 | 1.62 | 0 | 0 | 0 |
| Apr. 3 | at #5 Florida* | | DNP | | | | | | | | | | | | | | | | | | |
| Apr. 4 | at #5 Florida* | * | W | 5.0 | 5 | 4 | 4 | 2 | 9 | 0 | 0 | 1 | 1 | 0 | 0 | 22 | 94 | 1.82 | 0 | 0 | 0 |
| Apr. 5 | at #5 Florida* | -- | L | 4.2 | 1 | 0 | 0 | 2 | 6 | 0 | 0 | 0 | 0 | 0 | 0 | 17 | 80 | 1.74 | 0 | 0 | 0 |
| Apr. 10 | #8 ARKANSAS* | | | | | | | | | | | | | | | | | | | | |
| Apr. 11 | #8 ARKANSAS* | | | | | | | | | | | | | | | | | | | | |
| Apr. 12 | #8 ARKANSAS* | | | | | | | | | | | | | | | | | | | | |
| Apr. 17 | at #14 Texas A&M* | | | | | | | | | | | | | | | | | | | | |
| Apr. 18 | at #14 Texas A&M* | | | | | | | | | | | | | | | | | | | | |
| Apr. 19 | at #14 Texas A&M* | | | | | | | | | | | | | | | | | | | | |
| Apr. 24 | #21 LSU* | | | | | | | | | | | | | | | | | | | | |
| Apr. 25 | #21 LSU* | | | | | | | | | | | | | | | | | | | | |
| Apr. 26 | #21 LSU* | | | | | | | | | | | | | | | | | | | | |
| Apr. 30 | at Ole Miss* | | | | | | | | | | | | | | | | | | | | |
| May 1 | at Ole Miss* | | | | | | | | | | | | | | | | | | | | |
| May 2 | at Ole Miss* | | | | | | | | | | | | | | | | | | | | |

STANDOUT GAMES

| | 2026 | CAREER |
|------------------|------|--------|
| 5+ Strikeouts | 15 | 32 |
| 10+ Strikeouts | 5 | 6 |
| 2-run or less CG | 6 | 15 |

STREAKS

| | ACTIVE | CAREER |
|-------------------|--------|--------|
| Wins | -- | 5 |
| Scoreless Innings | 4.1 | 21.2 |

| | ERA | W-L | APP | GS | CG | SHO | SV | IP | H | R | ER | BB | SO | 2B | 3B | HR | BF | B/AVG | WP | HP | PO | A | E | FLD |
|--------------|-------------|--------------|-----------|-----------|-----------|----------|----------|--------------|------------|------------|------------|------------|------------|-----------|----------|-----------|-------------|-------------|-----------|-----------|----------|-----------|----------|--------------|
| 2024* | 4.61 | 7-3 | 19 | 9 | 1 | 1 | 0 | 54.2 | 62 | 40 | 36 | 41 | 47 | 11 | 1 | 5 | 275 | .286 | 5 | 8 | 0 | 6 | 0 | 1.000 |
| 2025* | 2.87 | 15-8 | 34 | 29 | 9 | 4 | 1 | 153.2 | 110 | 84 | 63 | 90 | 150 | 18 | 1 | 6 | 690 | .198 | 20 | 25 | 4 | 19 | 0 | 1.000 |
| 2026 | 1.74 | 10-3 | 25 | 14 | 8 | 1 | 4 | 104.2 | 63 | 29 | 26 | 26 | 178 | 8 | 1 | 8 | 404 | .173 | 8 | 7 | 3 | 5 | 0 | 1.000 |
| TOTAL | 2.80 | 32-14 | 78 | 52 | 18 | 6 | 5 | 313.0 | 235 | 153 | 125 | 157 | 375 | 37 | 3 | 19 | 1369 | .207 | 33 | 40 | 7 | 30 | 0 | 1.000 |

*at Troy



5

ALLY SUPAN UTL

FRESHMAN | R/R | 5-4 // PHENIX CITY, ALA. (CENTRAL HS)

SEASON HIGHS

| | | |
|----------------|---|---------------------------------------|
| At-Bats | 1 | 3x, last, Southeast Missouri, 3/10/26 |
| Hits | | |
| Runs Scored | 1 | 14x, last, at Florida, 4/5/26 |
| Runs Batted In | | |
| Doubles | | |
| Triples | | |
| Home Runs | | |
| Walks | | |
| Stolen Bases | 1 | vs. New Mexico, 3/6/26 |
| Putouts | 1 | vs. New Mexico, 2/7/26 |
| Assists | 1 | Delaware State, 2/21/26 |
| Hitting Streak | | |

CAREER HIGHS

| | | |
|----------------|---|---------------------------------------|
| At-Bats | 1 | 3x, last, Southeast Missouri, 3/10/26 |
| Hits | | |
| Runs Scored | 1 | 14x, last, at Florida, 4/5/26 |
| Runs Batted In | | |
| Doubles | | |
| Triples | | |
| Home Runs | | |
| Walks | | |
| Stolen Bases | 1 | vs. New Mexico, 3/6/26 |
| Putouts | 1 | vs. New Mexico, 2/7/26 |
| Assists | 1 | Delaware State, 2/21/26 |
| Hitting Streak | | |

NOTEWORTHY

- » Has played in 31 games, primarily as a pinch runner.
- » Has scored 14 times.
- » Scored the tying run off the bench in the top of the seventh at **No. 5 Florida (4/5)**.
- » Scored the game-winning run as a pinch runner against **No. 23 South Carolina (3/29)**.
- » Stole a base **vs. New Mexico (3/6)**.
- » Pinch hit against **Rutgers (2/13)** and played as a defensive replacement against **Delaware State (2/21)**.
- » Came on as a defensive replacement at second base **vs. New Mexico (2/7)**.
- » Scored the tying run **vs. Wichita State (2/6)** to send the game to extra innings.
- » Considered the No. 12 utility player in the class by Extra Inning Softball.
- » Named 7A Hitter of the Year and OA News Hitter of the Year as a junior after breaking the school record with 77 RBIs.
- » Also played flag football Central High School, winning the school's first two state championships and reaching a No. 1 national ranking in 2024.

SUPAN'S GAME-BY-GAME STATS

| DATE | OPPONENT | POS | AB | R | H | RBI | 2B | 3B | HR | BB | SB | CS | HBP | SH | SF | GDP | K | PO | A | E | AVG | |
|---------|------------------------|-----|-----|---|---|-----|----|----|----|----|----|----|-----|----|----|-----|---|----|---|---|-----|------|
| Feb. 5 | at Baylor | PR | 0 | 0 | 0 | 0 | 0 | 0 | 0 | 0 | 0 | 0 | 0 | 0 | 0 | 0 | 0 | 0 | 0 | 0 | 0 | -- |
| Feb. 6 | vs. Northwestern State | PR | 0 | 1 | 0 | 0 | 0 | 0 | 0 | 0 | 0 | 0 | 0 | 0 | 0 | 0 | 0 | 0 | 0 | 0 | 0 | -- |
| Feb. 6 | vs. Wichita State | PR | 0 | 1 | 0 | 0 | 0 | 0 | 0 | 0 | 0 | 0 | 0 | 0 | 0 | 0 | 0 | 0 | 0 | 0 | 0 | -- |
| Feb. 7 | vs. New Mexico | 2B | 0 | 0 | 0 | 0 | 0 | 0 | 0 | 0 | 0 | 0 | 0 | 0 | 0 | 0 | 0 | 1 | 0 | 0 | 0 | -- |
| Feb. 10 | SOUTHERN MISS | PR | 0 | 1 | 0 | 0 | 0 | 0 | 0 | 0 | 0 | 0 | 0 | 0 | 0 | 0 | 0 | 0 | 0 | 0 | 0 | -- |
| Feb. 13 | MURRAY STATE | PR | 0 | 1 | 0 | 0 | 0 | 0 | 0 | 0 | 0 | 0 | 0 | 0 | 0 | 0 | 0 | 0 | 0 | 0 | 0 | -- |
| Feb. 13 | RUTGERS | PH | 1 | 0 | 0 | 0 | 0 | 0 | 0 | 0 | 0 | 0 | 0 | 0 | 0 | 0 | 0 | 0 | 0 | 0 | 0 | .000 |
| Feb. 14 | RUTGERS | PR | 0 | 0 | 0 | 0 | 0 | 0 | 0 | 0 | 0 | 0 | 0 | 0 | 0 | 0 | 0 | 0 | 0 | 0 | 0 | .000 |
| Feb. 14 | NORTH TEXAS | PR | 0 | 0 | 0 | 0 | 0 | 0 | 0 | 0 | 0 | 0 | 0 | 0 | 0 | 0 | 0 | 0 | 0 | 0 | 0 | .000 |
| Feb. 15 | NORTH TEXAS | | DNP | | | | | | | | | | | | | | | | | | | |
| Feb. 18 | MEMPHIS | PR | 0 | 1 | 0 | 0 | 0 | 0 | 0 | 0 | 0 | 0 | 0 | 0 | 0 | 0 | 0 | 0 | 0 | 0 | 0 | .000 |
| Feb. 20 | BELMONT | | DNP | | | | | | | | | | | | | | | | | | | |
| Feb. 20 | SAMFORD | PR | 0 | 1 | 0 | 0 | 0 | 0 | 0 | 0 | 0 | 0 | 0 | 0 | 0 | 0 | 0 | 0 | 0 | 0 | 0 | .000 |
| Feb. 21 | BELMONT | | DNP | | | | | | | | | | | | | | | | | | | |
| Feb. 21 | DELAWARE STATE | 2B | 1 | 0 | 0 | 0 | 0 | 0 | 0 | 0 | 0 | 0 | 0 | 0 | 0 | 0 | 0 | 0 | 1 | 0 | 0 | .000 |
| Feb. 22 | DELAWARE STATE | | | | | | | | | | | | | | | | | | | | | |
| Feb. 25 | at Georgia Tech | PR | 0 | 1 | 0 | 0 | 0 | 0 | 0 | 0 | 0 | 0 | 0 | 0 | 0 | 0 | 0 | 0 | 0 | 0 | 0 | .000 |
| Feb. 27 | vs. Wolford | | DNP | | | | | | | | | | | | | | | | | | | |
| Feb. 28 | vs. Georgia Southern | | DNP | | | | | | | | | | | | | | | | | | | |
| Feb. 28 | at #25 Clemson | PR | 0 | 0 | 0 | 0 | 0 | 0 | 0 | 0 | 0 | 0 | 0 | 0 | 0 | 0 | 0 | 0 | 0 | 0 | 0 | .000 |
| Mar. 1 | at #25 Clemson | PR | 0 | 1 | 0 | 0 | 0 | 0 | 0 | 0 | 0 | 0 | 0 | 0 | 0 | 0 | 0 | 0 | 0 | 0 | 0 | .000 |
| Mar. 4 | at UAB | PR | 0 | 1 | 0 | 0 | 0 | 0 | 0 | 0 | 0 | 0 | 0 | 0 | 0 | 0 | 0 | 0 | 0 | 0 | 0 | .000 |
| Mar. 6 | vs. New Mexico | PR | 0 | 0 | 0 | 0 | 0 | 0 | 0 | 0 | 1 | 0 | 0 | 0 | 0 | 0 | 0 | 0 | 0 | 0 | 0 | .000 |
| Mar. 6 | at South Alabama | | DNP | | | | | | | | | | | | | | | | | | | |
| Mar. 7 | vs. New Mexico | | DNP | | | | | | | | | | | | | | | | | | | |
| Mar. 7 | vs. Samford | | DNP | | | | | | | | | | | | | | | | | | | |
| Mar. 8 | at South Alabama | PR | 0 | 1 | 0 | 0 | 0 | 0 | 0 | 0 | 0 | 0 | 0 | 0 | 0 | 0 | 0 | 0 | 0 | 0 | 0 | .000 |
| Mar. 10 | SOUTHEAST MISSOURI | PH | 1 | 0 | 0 | 0 | 0 | 0 | 0 | 0 | 0 | 0 | 0 | 0 | 0 | 0 | 0 | 0 | 0 | 0 | 0 | .000 |
| Mar. 10 | SOUTHEAST MISSOURI | PR | 0 | 1 | 0 | 0 | 0 | 0 | 0 | 0 | 0 | 0 | 0 | 0 | 0 | 0 | 0 | 0 | 0 | 0 | 0 | .000 |
| Mar. 13 | #1 TENNESSEE* | PR | 0 | 0 | 0 | 0 | 0 | 0 | 0 | 0 | 0 | 0 | 0 | 0 | 0 | 0 | 0 | 0 | 0 | 0 | 0 | .000 |
| Mar. 14 | #1 TENNESSEE* | PH | 0 | 0 | 0 | 0 | 0 | 0 | 0 | 0 | 0 | 0 | 1 | 0 | 0 | 0 | 0 | 0 | 0 | 0 | 0 | .000 |
| Mar. 15 | #1 TENNESSEE* | | DNP | | | | | | | | | | | | | | | | | | | |
| Mar. 18 | UAB | PR | 0 | 0 | 0 | 0 | 0 | 0 | 0 | 0 | 0 | 0 | 0 | 0 | 0 | 0 | 0 | 0 | 0 | 0 | 0 | .000 |
| Mar. 20 | at #15 Georgia* | | DNP | | | | | | | | | | | | | | | | | | | |
| Mar. 21 | at #15 Georgia* | PR | 0 | 0 | 0 | 0 | 0 | 0 | 0 | 0 | 0 | 0 | 0 | 0 | 0 | 0 | 0 | 0 | 0 | 0 | 0 | .000 |
| Mar. 22 | at #15 Georgia* | PR | 0 | 0 | 0 | 0 | 0 | 0 | 0 | 0 | 0 | 0 | 0 | 0 | 0 | 0 | 0 | 0 | 0 | 0 | 0 | .000 |
| Mar. 25 | UT MARTIN | PR | 0 | 1 | 0 | 0 | 0 | 0 | 0 | 0 | 0 | 0 | 0 | 0 | 0 | 0 | 0 | 0 | 0 | 0 | 0 | .000 |
| Mar. 28 | #23 SOUTH CAROLINA* | | DNP | | | | | | | | | | | | | | | | | | | |
| Mar. 29 | #23 SOUTH CAROLINA* | PR | 0 | 1 | 0 | 0 | 0 | 0 | 0 | 0 | 0 | 0 | 0 | 0 | 0 | 0 | 0 | 0 | 0 | 0 | 0 | .000 |
| Mar. 30 | #23 SOUTH CAROLINA* | PR | 0 | 0 | 0 | 0 | 0 | 0 | 0 | 0 | 0 | 0 | 0 | 0 | 0 | 0 | 0 | 0 | 0 | 0 | 0 | .000 |
| Apr. 3 | at #5 Florida* | PR | 0 | 0 | 0 | 0 | 0 | 0 | 0 | 0 | 0 | 0 | 0 | 0 | 0 | 0 | 0 | 0 | 0 | 0 | 0 | .000 |
| Apr. 4 | at #5 Florida* | PR | 0 | 0 | 0 | 0 | 0 | 0 | 0 | 0 | 0 | 0 | 0 | 0 | 0 | 0 | 0 | 0 | 0 | 0 | 0 | .000 |
| Apr. 5 | at #5 Florida* | PR | 0 | 1 | 0 | 0 | 0 | 0 | 0 | 0 | 0 | 0 | 0 | 0 | 0 | 0 | 0 | 0 | 0 | 0 | 0 | .000 |
| Apr. 10 | #8 ARKANSAS* | | | | | | | | | | | | | | | | | | | | | |
| Apr. 11 | #8 ARKANSAS* | | | | | | | | | | | | | | | | | | | | | |
| Apr. 12 | #8 ARKANSAS* | | | | | | | | | | | | | | | | | | | | | |
| Apr. 17 | at #14 Texas A&M* | | | | | | | | | | | | | | | | | | | | | |
| Apr. 18 | at #14 Texas A&M* | | | | | | | | | | | | | | | | | | | | | |
| Apr. 19 | at #14 Texas A&M* | | | | | | | | | | | | | | | | | | | | | |
| Apr. 24 | #21 LSU* | | | | | | | | | | | | | | | | | | | | | |
| Apr. 25 | #21 LSU* | | | | | | | | | | | | | | | | | | | | | |
| Apr. 26 | #21 LSU* | | | | | | | | | | | | | | | | | | | | | |
| Apr. 30 | at Ole Miss* | | | | | | | | | | | | | | | | | | | | | |
| May 1 | at Ole Miss* | | | | | | | | | | | | | | | | | | | | | |
| May 2 | at Ole Miss* | | | | | | | | | | | | | | | | | | | | | |

MULTI-HIT GAMES

| | 2 | 3 | 4 | 5+ | TOTAL |
|--------------|----|----|----|----|-------|
| 2026 | -- | -- | -- | -- | 0 |
| TOTAL | -- | -- | -- | -- | 0 |

MULTI-RBI GAMES

| | 2 | 3 | 4 | 5+ | TOTAL |
|--------------|----|----|----|----|-------|
| 2026 | -- | -- | -- | -- | 0 |
| TOTAL | -- | -- | -- | -- | 0 |

| | AVG | GP-GS | AB | R | H | 2B | 3B | HR | RBI | TB | SLG | BB | HBP | SO | GDP | OBP | SF | SH | SB-ATT | PO | A | E | FLD |
|--------------|------|-------|----|----|---|----|----|----|-----|----|------|----|-----|----|-----|------|----|----|--------|----|---|---|-------|
| 2026 | .000 | 31-0 | 3 | 14 | 0 | 0 | 0 | 0 | 0 | 0 | .000 | 0 | 1 | 0 | 0 | .250 | 0 | 0 | 1-1 | 1 | 1 | 0 | 1.000 |
| TOTAL | .000 | 31-0 | 3 | 14 | 0 | 0 | 0 | 0 | 0 | 0 | .000 | 0 | 1 | 0 | 0 | .250 | 0 | 0 | 1-1 | 1 | 1 | 0 | 1.000 |



6 CARSON SMITH INF

FRESHMAN | R/R | 5-0 // MENDENHALL, MISS. (HARTFIELD ACADEMY)

SEASON HIGHS

| | | |
|----------------|------|------------------------------------|
| At-Bats | 2 | Delaware State, 2/21/26 |
| Hits | 1 | Delaware State, 2/21/26 |
| Runs Scored | 1 | Delaware State, 2/21/26 |
| Runs Batted In | 2 | Delaware State, 2/21/26 |
| Doubles | 1 | Delaware State, 2/21/26 |
| Triples | | |
| Home Runs | | |
| Walks | | |
| Stolen Bases | | |
| Putouts | 1 | Delaware State, 2/21/26 |
| Assists | 1 | Delaware State, 2/21/26 |
| Hitting Streak | 1 gm | 2/21/26, Delaware State to current |

CAREER HIGHS

| | | |
|----------------|------|------------------------------------|
| At-Bats | 2 | Delaware State, 2/21/26 |
| Hits | 1 | Delaware State, 2/21/26 |
| Runs Scored | 1 | Delaware State, 2/21/26 |
| Runs Batted In | 2 | Delaware State, 2/21/26 |
| Doubles | 1 | Delaware State, 2/21/26 |
| Triples | | |
| Home Runs | | |
| Walks | | |
| Stolen Bases | | |
| Putouts | 1 | Delaware State, 2/21/26 |
| Assists | 1 | Delaware State, 2/21/26 |
| Hitting Streak | 1 gm | 2/21/26, Delaware State to current |

NOTEWORTHY

- » Has played in two games.
- » Pinch ran at **South Alabama (3/8)**.
- » Made her collegiate debut against **Delaware State (2/21)** delivering a two-run double after entering as a defensive replacement.
- » Ranked No. 36 overall in the class by Extra Inning Softball and the No. 13 middle infielder.
- » Batted .534 with career-high 24 stolen bases and six homers and was named a MAIS All-Star in her senior season.

SMITH'S GAME-BY-GAME STATS

| DATE | OPPONENT | POS | AB | R | H | RBI | 2B | 3B | HR | BB | SB | CS | HBP | SH | SF | GDP | K | PO | A | E | AVG | |
|---------|------------------------|-----|-----|---|---|-----|----|----|----|----|----|----|-----|----|----|-----|---|----|---|---|------|--|
| Feb. 5 | at Baylor | | DNP | | | | | | | | | | | | | | | | | | | |
| Feb. 6 | vs. Northwestern State | | DNP | | | | | | | | | | | | | | | | | | | |
| Feb. 6 | vs. Wichita State | | DNP | | | | | | | | | | | | | | | | | | | |
| Feb. 7 | vs. New Mexico | | DNP | | | | | | | | | | | | | | | | | | | |
| Feb. 10 | SOUTHERN MISS | | DNP | | | | | | | | | | | | | | | | | | | |
| Feb. 13 | MURRAY STATE | | DNP | | | | | | | | | | | | | | | | | | | |
| Feb. 13 | RUTGERS | | DNP | | | | | | | | | | | | | | | | | | | |
| Feb. 14 | RUTGERS | | DNP | | | | | | | | | | | | | | | | | | | |
| Feb. 14 | NORTH TEXAS | | DNP | | | | | | | | | | | | | | | | | | | |
| Feb. 15 | NORTH TEXAS | | DNP | | | | | | | | | | | | | | | | | | | |
| Feb. 18 | MEMPHIS | | DNP | | | | | | | | | | | | | | | | | | | |
| Feb. 20 | BELMONT | | DNP | | | | | | | | | | | | | | | | | | | |
| Feb. 20 | SAMFORD | | DNP | | | | | | | | | | | | | | | | | | | |
| Feb. 21 | BELMONT | | DNP | | | | | | | | | | | | | | | | | | | |
| Feb. 21 | DELAWARE STATE | 3B | 2 | 1 | 1 | 2 | 1 | 0 | 0 | 0 | 0 | 0 | 0 | 0 | 0 | 0 | 0 | 1 | 1 | 0 | .500 | |
| Feb. 22 | DELAWARE STATE | | | | | | | | | | | | | | | | | | | | | |
| Feb. 25 | at Georgia Tech | | DNP | | | | | | | | | | | | | | | | | | | |
| Feb. 27 | vs. Wofford | | DNP | | | | | | | | | | | | | | | | | | | |
| Feb. 28 | vs. Georgia Southern | | DNP | | | | | | | | | | | | | | | | | | | |
| Feb. 28 | at #25 Clemson | | DNP | | | | | | | | | | | | | | | | | | | |
| Mar. 1 | at #25 Clemson | | DNP | | | | | | | | | | | | | | | | | | | |
| Mar. 4 | at UAB | | DNP | | | | | | | | | | | | | | | | | | | |
| Mar. 6 | vs. New Mexico | | DNP | | | | | | | | | | | | | | | | | | | |
| Mar. 6 | at South Alabama | | DNP | | | | | | | | | | | | | | | | | | | |
| Mar. 7 | vs. New Mexico | | DNP | | | | | | | | | | | | | | | | | | | |
| Mar. 7 | vs. Samford | | DNP | | | | | | | | | | | | | | | | | | | |
| Mar. 8 | at South Alabama | PR | 0 | 0 | 0 | 0 | 0 | 0 | 0 | 0 | 0 | 0 | 0 | 0 | 0 | 0 | 0 | 0 | 0 | 0 | .500 | |
| Mar. 10 | SOUTHEAST MISSOURI | | DNP | | | | | | | | | | | | | | | | | | | |
| Mar. 10 | SOUTHEAST MISSOURI | | DNP | | | | | | | | | | | | | | | | | | | |
| Mar. 13 | #1 TENNESSEE* | | DNP | | | | | | | | | | | | | | | | | | | |
| Mar. 14 | #1 TENNESSEE* | | DNP | | | | | | | | | | | | | | | | | | | |
| Mar. 15 | #1 TENNESSEE* | | DNP | | | | | | | | | | | | | | | | | | | |
| Mar. 18 | UAB | | DNP | | | | | | | | | | | | | | | | | | | |
| Mar. 20 | at #15 Georgia* | | DNP | | | | | | | | | | | | | | | | | | | |
| Mar. 21 | at #15 Georgia* | | DNP | | | | | | | | | | | | | | | | | | | |
| Mar. 22 | at #15 Georgia* | | DNP | | | | | | | | | | | | | | | | | | | |
| Mar. 25 | UT MARTIN | | DNP | | | | | | | | | | | | | | | | | | | |
| Mar. 28 | #23 SOUTH CAROLINA* | | DNP | | | | | | | | | | | | | | | | | | | |
| Mar. 29 | #23 SOUTH CAROLINA* | | DNP | | | | | | | | | | | | | | | | | | | |
| Mar. 30 | #23 SOUTH CAROLINA* | | DNP | | | | | | | | | | | | | | | | | | | |
| Apr. 3 | at #5 Florida* | | DNP | | | | | | | | | | | | | | | | | | | |
| Apr. 4 | at #5 Florida* | | DNP | | | | | | | | | | | | | | | | | | | |
| Apr. 5 | at #5 Florida* | | DNP | | | | | | | | | | | | | | | | | | | |
| Apr. 10 | #8 ARKANSAS* | | | | | | | | | | | | | | | | | | | | | |
| Apr. 11 | #8 ARKANSAS* | | | | | | | | | | | | | | | | | | | | | |
| Apr. 12 | #8 ARKANSAS* | | | | | | | | | | | | | | | | | | | | | |
| Apr. 17 | at #14 Texas A&M* | | | | | | | | | | | | | | | | | | | | | |
| Apr. 18 | at #14 Texas A&M* | | | | | | | | | | | | | | | | | | | | | |
| Apr. 19 | at #14 Texas A&M* | | | | | | | | | | | | | | | | | | | | | |
| Apr. 24 | #21 LSU* | | | | | | | | | | | | | | | | | | | | | |
| Apr. 25 | #21 LSU* | | | | | | | | | | | | | | | | | | | | | |
| Apr. 26 | #21 LSU* | | | | | | | | | | | | | | | | | | | | | |
| Apr. 30 | at Ole Miss* | | | | | | | | | | | | | | | | | | | | | |
| May 1 | at Ole Miss* | | | | | | | | | | | | | | | | | | | | | |
| May 2 | at Ole Miss* | | | | | | | | | | | | | | | | | | | | | |

MULTI-HIT GAMES

| | 2 | 3 | 4 | 5+ | TOTAL |
|--------------|----|----|----|----|-------|
| 2026 | -- | -- | -- | -- | 0 |
| TOTAL | -- | -- | -- | -- | 0 |

MULTI-RBI GAMES

| | 2 | 3 | 4 | 5+ | TOTAL |
|--------------|---|----|----|----|-------|
| 2026 | 1 | -- | -- | -- | 1 |
| TOTAL | 1 | -- | -- | -- | 1 |

| | AVG | GP-GS | AB | R | H | 2B | 3B | HR | RBI | TB | SLG | BB | HBP | SO | GDP | OBP | SF | SH | SB-ATT | PO | A | E | FLD |
|--------------|------|-------|----|---|---|----|----|----|-----|----|-------|----|-----|----|-----|------|----|----|--------|----|---|---|-------|
| 2026 | .500 | 2-0 | 2 | 1 | 1 | 1 | 0 | 0 | 2 | 2 | 1.000 | 0 | 0 | 0 | 0 | .500 | 0 | 0 | 0-0 | 1 | 1 | 0 | 1.000 |
| TOTAL | .500 | 2-0 | 2 | 1 | 1 | 1 | 0 | 0 | 2 | 2 | 1.000 | 0 | 0 | 0 | 0 | .500 | 0 | 0 | 0-0 | 1 | 1 | 0 | 1.000 |



7

GABBY SCHAEFFER INF

FRESHMAN | R/R | 5-7 // MONROE, N.Y. (MONROE-WOODBURY HS)

SEASON HIGHS

| | | |
|----------------|------|---|
| At-Bats | 4 | at Georgia, 3/20/26 |
| Hits | 2 | 2x, last, Belmont, 2/21/26 |
| Runs Scored | 2 | 4x, last, UT Martin, 3/25/26 |
| Runs Batted In | 2 | Delaware State, 2/21/26 |
| Doubles | 1 | 2x, last, Delaware State, 2/21/26 |
| Home Runs | 1 | 4x, last, Tennessee, 3/15/26 |
| Walks | 1 | 6x, last, UT Martin, 3/25/26 |
| Stolen Bases | 1 | 7x, last, South Carolina, 3/30/26 |
| Putouts | 3 | 2x, last, South Carolina, 3/28/26 |
| Assists | 3 | 4x, last, at Georgia, 3/22/26 |
| Hitting Streak | 3 gm | 2/20/26, Samford to 2/21/26, Delaware State |

CAREER HIGHS

| | | |
|----------------|------|---|
| At-Bats | 4 | at Georgia, 3/20/26 |
| Hits | 2 | 2x, last, Belmont, 2/21/26 |
| Runs Scored | 2 | 4x, last, UT Martin, 3/25/26 |
| Runs Batted In | 2 | Delaware State, 2/21/26 |
| Doubles | 1 | 2x, last, Delaware State, 2/21/26 |
| Home Runs | 1 | 4x, last, Tennessee, 3/15/26 |
| Walks | 1 | 6x, last, UT Martin, 3/25/26 |
| Stolen Bases | 1 | 7x, last, South Carolina, 3/30/26 |
| Putouts | 3 | 2x, last, South Carolina, 3/28/26 |
| Assists | 3 | 4x, last, at Georgia, 3/22/26 |
| Hitting Streak | 3 gm | 2/20/26, Samford to 2/21/26, Delaware State |

NOTEWORTHY

- » Has played in 34 games, making 24 starts at second base.
- » Batting .280 (14-for-50) on the year.
- » Fourth on the team in runs scored (19) and homers (4).
- » Stole a base and scored against **No. 23 South Carolina (3/30)**.
- » Recorded her sixth stolen base of the season against **UT Martin (3/25)** after reaching base in every plate appearance.
- » Hit a solo home against **No. 1 Tennessee (3/15)**.
- » Homered against **SE Missouri (3/10)**.
- » hit a solo homer **vs. Samford (3/7)** after entering as a defensive replacement.
- » Reached twice and stole a base **vs. Wofford (2/27)**.
- » Hit first career home run against **Delaware State (2/22)**.
- » Went 2-for-2 with a double, a walk and two runs scored against **Samford (2/20)**.
- » Also had a multi-hit effort against **Belmont (2/21)**.
- » Picked up an RBI single against **North Texas (2/15)** and stole a base.
- » Singled home a run against **Murray State (2/13)**.
- » First career hit was a double against **Southern Miss (2/10)** and later scored the game's first run.
- » Drove in a run and stole a base in her first career start **vs. New Mexico (2/7)**.
- » Tabbed to Softball America's Freshman Watch List.
- » Hit .367 in MSU's Fall World Series, including a three-hit game in Game 2.
- » Won consecutive NYS State Championships in 2022 and 2023.
- » Earned her second straight NYS All-Star of the Year honor after hitting .526 as a junior.

SCHAEFFER'S GAME-BY-GAME STATS

| DATE | OPPONENT | POS | AB | R | H | RBI | 2B | 3B | HR | BB | SB | CS | HBP | SH | SF | GDP | K | PO | A | E | AVG | |
|---------|------------------------|--------|----|---|---|-----|----|----|----|----|----|----|-----|----|----|-----|---|----|---|---|------|------|
| Feb. 5 | at Baylor | PH | 1 | 0 | 0 | 0 | 0 | 0 | 0 | 0 | 0 | 0 | 0 | 0 | 0 | 0 | 0 | 1 | 0 | 0 | 0 | .000 |
| Feb. 6 | vs. Northwestern State | PR | 0 | 0 | 0 | 0 | 0 | 0 | 0 | 0 | 0 | 0 | 0 | 0 | 0 | 0 | 0 | 0 | 0 | 0 | 0 | .000 |
| Feb. 6 | vs. Wichita State | PR | 0 | 0 | 0 | 0 | 0 | 0 | 0 | 0 | 0 | 0 | 0 | 0 | 0 | 0 | 0 | 0 | 0 | 0 | 0 | .000 |
| Feb. 7 | vs. New Mexico | *2B/DP | 2 | 0 | 0 | 1 | 0 | 0 | 0 | 0 | 1 | 0 | 1 | 0 | 0 | 0 | 0 | 0 | 1 | 0 | 0 | .000 |
| Feb. 10 | SOUTHERN MISS | *2B | 2 | 1 | 1 | 0 | 1 | 0 | 0 | 0 | 0 | 0 | 0 | 0 | 0 | 0 | 0 | 1 | 1 | 0 | .200 | |
| Feb. 13 | MURRAY STATE | *2B | 3 | 0 | 1 | 1 | 0 | 0 | 0 | 0 | 0 | 0 | 0 | 1 | 0 | 0 | 0 | 0 | 1 | 0 | .250 | |
| Feb. 13 | RUTGERS | *2B | 1 | 1 | 0 | 0 | 0 | 0 | 0 | 0 | 0 | 0 | 2 | 0 | 0 | 0 | 1 | 1 | 3 | 0 | .222 | |
| Feb. 14 | RUTGERS | *2B | 2 | 1 | 0 | 0 | 0 | 0 | 0 | 0 | 0 | 0 | 0 | 0 | 0 | 0 | 1 | 1 | 1 | 0 | .182 | |
| Feb. 14 | NORTH TEXAS | *2B | 1 | 0 | 0 | 0 | 0 | 0 | 0 | 0 | 0 | 0 | 0 | 2 | 0 | 0 | 0 | 0 | 3 | 0 | .167 | |
| Feb. 15 | NORTH TEXAS | *2B | 3 | 2 | 1 | 1 | 0 | 0 | 0 | 0 | 1 | 0 | 0 | 0 | 0 | 0 | 0 | 1 | 0 | 0 | .200 | |
| Feb. 18 | MEMPHIS | *2B | 2 | 1 | 1 | 0 | 0 | 0 | 0 | 0 | 0 | 0 | 0 | 0 | 0 | 0 | 0 | 0 | 0 | 0 | .235 | |
| Feb. 20 | BELMONT | *2B | 1 | 0 | 0 | 0 | 0 | 0 | 0 | 0 | 0 | 0 | 0 | 0 | 0 | 0 | 1 | 1 | 0 | 0 | .222 | |
| Feb. 20 | SAMFORD | *2B | 2 | 2 | 2 | 0 | 1 | 0 | 0 | 1 | 0 | 0 | 0 | 0 | 0 | 0 | 0 | 1 | 1 | 0 | .300 | |
| Feb. 21 | BELMONT | *2B | 3 | 0 | 2 | 0 | 0 | 0 | 0 | 0 | 0 | 0 | 0 | 0 | 0 | 0 | 0 | 0 | 0 | 0 | .348 | |
| Feb. 21 | DELAWARE STATE | *2B | 1 | 2 | 1 | 2 | 0 | 0 | 1 | 1 | 0 | 0 | 0 | 0 | 0 | 0 | 0 | 0 | 1 | 0 | .375 | |
| Feb. 22 | DELAWARE STATE | | | | | | | | | | | | | | | | | | | | | |
| Feb. 25 | at Georgia Tech | *2B | 1 | 0 | 0 | 0 | 0 | 0 | 0 | 1 | 0 | 0 | 0 | 0 | 0 | 0 | 0 | 1 | 0 | 1 | 0 | .360 |
| Feb. 27 | vs. Wofford | *2B | 2 | 1 | 1 | 0 | 0 | 0 | 0 | 0 | 1 | 0 | 1 | 0 | 0 | 0 | 0 | 0 | 1 | 0 | 0 | .370 |
| Feb. 28 | vs. Georgia Southern | *2B | 1 | 1 | 0 | 0 | 0 | 0 | 0 | 1 | 0 | 0 | 0 | 0 | 0 | 0 | 0 | 0 | 1 | 0 | 0 | .357 |
| Feb. 28 | at #25 Clemson | *2B | 1 | 0 | 0 | 0 | 0 | 0 | 0 | 0 | 0 | 0 | 0 | 0 | 0 | 0 | 1 | 1 | 1 | 0 | .345 | |
| Mar. 1 | at #25 Clemson | | | | | | | | | | | | | | | | | | | | | |
| Mar. 4 | at UAB | | | | | | | | | | | | | | | | | | | | | |
| Mar. 6 | vs. New Mexico | | | | | | | | | | | | | | | | | | | | | |
| Mar. 6 | at South Alabama | | | | | | | | | | | | | | | | | | | | | |
| Mar. 7 | vs. New Mexico | PR | 0 | 1 | 0 | 0 | 0 | 0 | 0 | 0 | 1 | 0 | 0 | 0 | 0 | 0 | 0 | 0 | 0 | 0 | 0 | .345 |
| Mar. 7 | vs. Samford | 2B | 1 | 1 | 1 | 1 | 0 | 0 | 1 | 0 | 0 | 0 | 0 | 0 | 0 | 0 | 0 | 0 | 1 | 0 | .367 | |
| Mar. 8 | at South Alabama | PH | 1 | 0 | 0 | 0 | 0 | 0 | 0 | 0 | 0 | 0 | 0 | 0 | 0 | 0 | 0 | 1 | 0 | 0 | .355 | |
| Mar. 10 | SOUTHEAST MISSOURI | PR/SS | 1 | 0 | 0 | 0 | 0 | 0 | 0 | 0 | 1 | 0 | 0 | 0 | 0 | 0 | 0 | 0 | 1 | 0 | .344 | |
| Mar. 10 | SOUTHEAST MISSOURI | 2B | 3 | 1 | 1 | 1 | 0 | 0 | 1 | 0 | 0 | 0 | 0 | 0 | 0 | 0 | 0 | 0 | 3 | 0 | .343 | |
| Mar. 13 | #1 TENNESSEE* | *2B | 2 | 0 | 0 | 0 | 0 | 0 | 0 | 0 | 0 | 0 | 0 | 0 | 0 | 0 | 0 | 1 | 1 | 2 | .324 | |
| Mar. 14 | #1 TENNESSEE* | PH | 1 | 0 | 0 | 0 | 0 | 0 | 0 | 0 | 0 | 0 | 0 | 0 | 0 | 0 | 0 | 0 | 0 | 0 | .316 | |
| Mar. 15 | #1 TENNESSEE* | *2B | 1 | 1 | 1 | 1 | 0 | 0 | 1 | 1 | 0 | 1 | 0 | 0 | 0 | 0 | 0 | 1 | 2 | 0 | .333 | |
| Mar. 18 | UAB | *2B | 2 | 0 | 0 | 0 | 0 | 0 | 0 | 0 | 0 | 0 | 0 | 0 | 0 | 0 | 0 | 3 | 0 | 0 | .317 | |
| Mar. 20 | at #15 Georgia* | *2B | 4 | 0 | 0 | 0 | 0 | 0 | 0 | 0 | 0 | 0 | 0 | 0 | 0 | 0 | 0 | 1 | 1 | 1 | .289 | |
| Mar. 21 | at #15 Georgia* | | | | | | | | | | | | | | | | | | | | | |
| Mar. 22 | at #15 Georgia* | *2B | 2 | 0 | 0 | 0 | 0 | 0 | 0 | 0 | 0 | 0 | 0 | 0 | 0 | 0 | 0 | 1 | 2 | 3 | .277 | |
| Mar. 25 | UT MARTIN | *2B | 1 | 2 | 1 | 1 | 0 | 0 | 1 | 1 | 0 | 0 | 0 | 0 | 0 | 0 | 0 | 0 | 0 | 1 | .292 | |
| Mar. 28 | #23 SOUTH CAROLINA* | *2B | 2 | 0 | 0 | 0 | 0 | 0 | 0 | 0 | 0 | 0 | 0 | 0 | 0 | 0 | 2 | 3 | 2 | 0 | .280 | |
| Mar. 29 | #23 SOUTH CAROLINA* | | | | | | | | | | | | | | | | | | | | | |
| Mar. 30 | #23 SOUTH CAROLINA* | PR | 0 | 1 | 0 | 0 | 0 | 0 | 0 | 0 | 1 | 0 | 0 | 0 | 0 | 0 | 0 | 0 | 0 | 0 | .280 | |
| Apr. 3 | at #5 Florida* | | | | | | | | | | | | | | | | | | | | | |
| Apr. 4 | at #5 Florida* | PR | 0 | 0 | 0 | 0 | 0 | 0 | 0 | 0 | 0 | 0 | 0 | 0 | 0 | 0 | 0 | 0 | 0 | 0 | .280 | |
| Apr. 5 | at #5 Florida* | | | | | | | | | | | | | | | | | | | | | |
| Apr. 10 | #8 ARKANSAS* | | | | | | | | | | | | | | | | | | | | | |
| Apr. 11 | #8 ARKANSAS* | | | | | | | | | | | | | | | | | | | | | |
| Apr. 12 | #8 ARKANSAS* | | | | | | | | | | | | | | | | | | | | | |
| Apr. 17 | at #14 Texas A&M* | | | | | | | | | | | | | | | | | | | | | |
| Apr. 18 | at #14 Texas A&M* | | | | | | | | | | | | | | | | | | | | | |
| Apr. 19 | at #14 Texas A&M* | | | | | | | | | | | | | | | | | | | | | |
| Apr. 24 | #21 LSU* | | | | | | | | | | | | | | | | | | | | | |
| Apr. 25 | #21 LSU* | | | | | | | | | | | | | | | | | | | | | |
| Apr. 26 | #21 LSU* | | | | | | | | | | | | | | | | | | | | | |
| Apr. 30 | at Ole Miss* | | | | | | | | | | | | | | | | | | | | | |
| May 1 | at Ole Miss* | | | | | | | | | | | | | | | | | | | | | |
| May 2 | at Ole Miss* | | | | | | | | | | | | | | | | | | | | | |

MULTI-HIT GAMES

| | 2 | 3 | 4 | 5+ | TOTAL |
|--------------|----------|-----------|-----------|-----------|----------|
| 2026 | 2 | -- | -- | -- | 2 |
| TOTAL | 2 | -- | -- | -- | 2 |

MULTI-RBI GAMES

| | 2 | 3 | 4 | 5+ | TOTAL |
|--------------|----------|-----------|-----------|-----------|----------|
| 2026 | 1 | -- | -- | -- | 1 |
| TOTAL | 1 | -- | -- | -- | 1 |

| | AVG | GP-GS | AB | R | H | 2B | 3B | HR | RBI | TB | SLG | BB | HBP | SO | GDP | OBP | SF | SH | SB-ATT | PO | A | E | FLD |
|--------------|-------------|--------------|-----------|-----------|-----------|----------|----------|----------|----------|-----------|-------------|----------|----------|-----------|----------|-------------|----------|----------|------------|-----------|-----------|----------|-------------|
| 2026 | .280 | 34-24 | 50 | 19 | 14 | 2 | 0 | 4 | 9 | 28 | .560 | 6 | 4 | 11 | 0 | .400 | 0 | 2 | 7-9 | 22 | 28 | 1 | .980 |
| TOTAL | .280 | 34-24 | 50 | 19 | 14 | 2 | 0 | 4 | 9 | 28 | .560 | 6 | 4 | 11 | 0 | .400 | 0 | 2 | 7-9 | 22 | 28 | 1 | .980 |



9

KIARRA SELLS *UTL*

SENIOR | R/R | 5-6 // JASPER, TEXAS (JASPER HS)

SEASON HIGHS

| | | |
|----------------|-------|---|
| At-Bats | 4 | 9x, last, South Carolina, 3/28/26 |
| Hits | 3 | 3x, last, at Clemson, 3/1/26 |
| Runs Scored | 2 | 12x, last, UT Martin, 3/25/26 |
| Runs Batted In | 3 | 5x, last, UT Martin, 3/25/26 |
| Doubles | 1 | 12x, last, at Florida, 4/5/26 |
| Triples | | |
| Home Runs | 2 | at South Alabama, 3/8/26 |
| Walks | 3 | 2x, last, at Georgia, 3/22/26 |
| Stolen Bases | 2 | vs. Wofford, 2/27/26 |
| Putouts | 2 | 3x, last, at Florida, 4/4/26 |
| Assists | 1 | vs. Wichita State, 2/6/26 |
| Hitting Streak | 12 gm | 2/20/26, Samford to 3/7/26, vs. Samford |

CAREER HIGHS

| | | |
|----------------|-------|---|
| At-Bats | 4 | 16x, last, South Carolina, 3/28/26 |
| Hits | 3 | 3x, last, at Clemson, 3/1/26 |
| Runs Scored | 2 | 22x, last, UT Martin, 3/25/26 |
| Runs Batted In | 4 | 2x, last, Missouri, 4/13/25 |
| Doubles | 1 | 20x, last, at Florida, 4/5/26 |
| Triples | | |
| Home Runs | 2 | 2x, last, at South Alabama, 3/8/26 |
| Walks | 3 | 3x, last, at Georgia, 3/22/26 |
| Stolen Bases | 2 | vs. Wofford, 2/27/26 |
| Putouts | 5 | Ole Miss, 5/3/25 |
| Assists | 2 | vs. Tulsa, 2/24/23 |
| Hitting Streak | 12 gm | 2/20/26, Samford to 3/7/26, vs. Samford |

NOTEWORTHY

- » Has started all 42 games in right field.
- » Softball America's No. 24 outfielder in April.
- » Leads the team with a .409 (47-for-115) average.
- » Also leads the team in slugging percentage, on-base percentage, hits, runs, doubles, home runs, total bases, walks and stolen bases.
- » Second on the team in RBIs (29).
- » Among the top 50 nationally in homers and total bases.
- » Homered and doubled in the series finale at **No. 5 Florida (4/5)** and finished the series with a 1.725 OPS.
- » Opened the series against the **Gators (4/3)** with a leadoff double.
- » Singled and walked against **No. 23 South Carolina (3/29)**.
- » Reached base in all three plate appearances against **UT Martin (3/25)**, hitting a two-run home run and RBI double.
- » Drew three walks in the series finale at **No. 15 Georgia (3/22)**.
- » Hit the game-tying home run against the **Bulldogs (3/21)**.
- » Drove in three runs with a pair of homers at **South Alabama (3/8)**.
- » Collected three hits, including a home run, in the run-rule win at **No. 25 Clemson (3/1)**.
- » Hit a three-run homer vs. **Georgia Southern (2/28)**.
- » Went 3-for-4 vs. **Wofford (2/27)** while stealing twice.
- » Doubled and homered at **Georgia Tech (2/25)**.
- » Doubled, walked, stole a base and scored twice against **Delaware State (2/22)**.
- » Drove in three runs against **Samford (2/20)** and added a double.
- » Hit a three-run homer against **Memphis (2/18)** with a single, walk and stolen base.
- » Launched a homer against **North Texas (2/14)** to extend her reached-base streak.
- » Collected a career-high three hits vs. **New Mexico (2/7)** with a double.
- » Hit a two-run homer on Opening Day at **Baylor (2/5)** and was hit by a pitch.

SELLS' GAME-BY-GAME STATS

| DATE | OPPONENT | POS | AB | R | H | RBI | 2B | 3B | HR | BB | SB | CS | HBP | SH | SF | GDP | K | PO | A | E | AVG | |
|---------|------------------------|--------|----|---|---|-----|----|----|----|----|----|----|-----|----|----|-----|---|----|---|---|-----|----------|
| Feb. 5 | at Baylor | *RF/DP | 2 | 1 | 1 | 2 | 0 | 0 | 1 | 1 | 0 | 0 | 1 | 0 | 0 | 0 | 1 | 0 | 0 | 0 | 0 | .500 |
| Feb. 6 | vs. Northwestern State | *RF/DP | 3 | 2 | 1 | 0 | 0 | 0 | 0 | 1 | 1 | 0 | 0 | 0 | 0 | 0 | 1 | 0 | 0 | 0 | 0 | .400 |
| Feb. 6 | vs. Wichita State | *RF/DP | 4 | 0 | 0 | 0 | 0 | 0 | 0 | 0 | 0 | 0 | 0 | 0 | 0 | 0 | 1 | 2 | 1 | 0 | 0 | .222 |
| Feb. 7 | vs. New Mexico | *RF | 4 | 2 | 3 | 0 | 1 | 0 | 0 | 0 | 0 | 0 | 0 | 0 | 0 | 0 | 0 | 0 | 0 | 0 | 0 | .385 |
| Feb. 10 | SOUTHERN MISS | *RF/DP | 3 | 0 | 1 | 0 | 0 | 0 | 0 | 0 | 0 | 0 | 0 | 0 | 0 | 0 | 0 | 0 | 0 | 0 | 0 | .375 |
| Feb. 13 | MURRAY STATE | *RF/DP | 2 | 1 | 0 | 0 | 0 | 0 | 0 | 1 | 0 | 0 | 0 | 0 | 0 | 0 | 0 | 0 | 0 | 0 | 0 | .333 |
| Feb. 13 | RUTGERS | *RF/DP | 3 | 2 | 1 | 2 | 0 | 0 | 1 | 1 | 1 | 0 | 0 | 0 | 0 | 0 | 0 | 0 | 0 | 0 | 0 | .333 |
| Feb. 14 | RUTGERS | *RF | 3 | 1 | 2 | 0 | 0 | 0 | 0 | 0 | 0 | 1 | 0 | 0 | 0 | 0 | 0 | 0 | 0 | 0 | 0 | .375 |
| Feb. 14 | NORTH TEXAS | *RF/DP | 4 | 1 | 2 | 1 | 0 | 0 | 1 | 0 | 0 | 0 | 0 | 0 | 0 | 0 | 1 | 0 | 0 | 0 | 0 | .393 |
| Feb. 15 | NORTH TEXAS | *RF | 2 | 0 | 0 | 0 | 0 | 0 | 0 | 1 | 0 | 0 | 0 | 0 | 0 | 0 | 0 | 0 | 0 | 0 | 0 | .367 |
| Feb. 18 | MEMPHIS | *RF | 2 | 1 | 2 | 3 | 0 | 0 | 1 | 1 | 1 | 0 | 0 | 0 | 0 | 0 | 0 | 0 | 0 | 0 | 0 | .406 |
| Feb. 20 | BELMONT | *RF/DP | 3 | 0 | 0 | 0 | 0 | 0 | 0 | 0 | 0 | 0 | 0 | 0 | 0 | 0 | 2 | 0 | 0 | 0 | 0 | .371 |
| Feb. 20 | SAMFORD | *RF | 2 | 1 | 1 | 3 | 1 | 0 | 0 | 1 | 0 | 0 | 0 | 1 | 0 | 0 | 0 | 0 | 0 | 0 | 0 | .378 |
| Feb. 21 | BELMONT | *RF/DP | 2 | 2 | 2 | 0 | 1 | 0 | 0 | 0 | 1 | 0 | 1 | 0 | 0 | 0 | 0 | 0 | 0 | 0 | 0 | .410 |
| Feb. 21 | DELAWARE STATE | *RF | 1 | 2 | 1 | 1 | 1 | 0 | 0 | 1 | 1 | 0 | 0 | 0 | 0 | 0 | 0 | 0 | 0 | 0 | 0 | .425 |
| Feb. 22 | DELAWARE STATE | | | | | | | | | | | | | | | | | | | | | CANCELED |
| Feb. 25 | at Georgia Tech | *RF/DP | 4 | 2 | 2 | 2 | 1 | 0 | 1 | 0 | 0 | 0 | 0 | 0 | 0 | 0 | 1 | 1 | 0 | 0 | 0 | .432 |
| Feb. 27 | vs. Wofford | *RF/DP | 4 | 2 | 3 | 0 | 0 | 0 | 0 | 2 | 0 | 0 | 0 | 0 | 0 | 0 | 0 | 1 | 0 | 0 | 0 | .458 |
| Feb. 28 | vs. Georgia Southern | *RF | 2 | 1 | 1 | 3 | 0 | 0 | 0 | 1 | 1 | 0 | 0 | 0 | 0 | 0 | 0 | 0 | 0 | 0 | 0 | .460 |
| Feb. 28 | at #25 Clemson | *RF/DP | 3 | 0 | 1 | 0 | 1 | 0 | 0 | 0 | 0 | 0 | 0 | 0 | 0 | 0 | 1 | 0 | 0 | 0 | 0 | .453 |
| Mar. 1 | at #25 Clemson | *RF/DP | 4 | 2 | 3 | 1 | 0 | 0 | 0 | 0 | 0 | 0 | 0 | 0 | 0 | 0 | 0 | 0 | 0 | 0 | 0 | .474 |
| Mar. 4 | at UAB | *RF/DP | 3 | 0 | 1 | 0 | 1 | 0 | 0 | 1 | 0 | 0 | 0 | 0 | 0 | 0 | 0 | 0 | 0 | 0 | 0 | .467 |
| Mar. 6 | vs. New Mexico | *RF | 3 | 1 | 2 | 0 | 1 | 0 | 0 | 0 | 0 | 0 | 0 | 0 | 0 | 0 | 0 | 0 | 0 | 0 | 0 | .476 |
| Mar. 6 | at South Alabama | *RF | 3 | 0 | 2 | 1 | 1 | 0 | 0 | 0 | 0 | 0 | 0 | 0 | 0 | 0 | 1 | 1 | 0 | 0 | 0 | .485 |
| Mar. 7 | vs. New Mexico | *RF | 2 | 2 | 1 | 2 | 0 | 0 | 1 | 1 | 0 | 0 | 0 | 0 | 0 | 0 | 0 | 0 | 0 | 0 | 0 | .485 |
| Mar. 7 | vs. Samford | *RF | 3 | 0 | 0 | 0 | 0 | 0 | 0 | 0 | 0 | 0 | 0 | 0 | 0 | 0 | 1 | 0 | 0 | 0 | 0 | .465 |
| Mar. 8 | at South Alabama | *RF/DP | 4 | 2 | 2 | 3 | 0 | 0 | 2 | 0 | 0 | 0 | 0 | 0 | 0 | 0 | 0 | 0 | 0 | 0 | 0 | .467 |
| Mar. 10 | SOUTHEAST MISSOURI | *RF | 2 | 2 | 0 | 0 | 0 | 0 | 0 | 1 | 1 | 0 | 0 | 0 | 0 | 0 | 0 | 0 | 0 | 0 | 0 | .455 |
| Mar. 10 | SOUTHEAST MISSOURI | *RF/DP | 1 | 1 | 0 | 0 | 0 | 0 | 0 | 3 | 0 | 0 | 0 | 0 | 0 | 0 | 0 | 1 | 0 | 0 | 0 | .449 |
| Mar. 13 | #1 TENNESSEE* | *RF/DP | 4 | 0 | 0 | 0 | 0 | 0 | 0 | 0 | 0 | 0 | 0 | 0 | 0 | 0 | 0 | 1 | 0 | 0 | 0 | .427 |
| Mar. 14 | #1 TENNESSEE* | *RF/DP | 3 | 0 | 0 | 0 | 0 | 0 | 0 | 0 | 0 | 0 | 0 | 0 | 0 | 0 | 2 | 1 | 0 | 0 | 0 | .412 |
| Mar. 15 | #1 TENNESSEE* | *RF/DP | 3 | 0 | 0 | 0 | 0 | 0 | 0 | 0 | 0 | 0 | 0 | 0 | 0 | 0 | 0 | 0 | 1 | 0 | 0 | .398 |
| Mar. 18 | UAB | *RF/DP | 2 | 1 | 0 | 0 | 0 | 0 | 0 | 1 | 0 | 0 | 0 | 0 | 0 | 0 | 0 | 0 | 0 | 0 | 0 | .389 |
| Mar. 20 | at #15 Georgia* | *RF/DP | 3 | 0 | 1 | 0 | 0 | 0 | 0 | 1 | 0 | 0 | 0 | 0 | 0 | 0 | 0 | 0 | 0 | 0 | 0 | .387 |
| Mar. 21 | at #15 Georgia* | *RF/DP | 2 | 1 | 2 | 1 | 0 | 0 | 1 | 1 | 0 | 1 | 0 | 0 | 0 | 0 | 0 | 0 | 0 | 0 | 0 | .400 |
| Mar. 22 | at #15 Georgia* | *RF/DP | 1 | 1 | 0 | 0 | 0 | 0 | 3 | 0 | 0 | 0 | 0 | 0 | 0 | 0 | 0 | 0 | 0 | 0 | 0 | .396 |
| Mar. 25 | UT MARTIN | *RF/DP | 2 | 2 | 2 | 3 | 1 | 0 | 0 | 1 | 1 | 0 | 0 | 0 | 0 | 0 | 0 | 0 | 0 | 0 | 0 | .408 |
| Mar. 28 | #23 SOUTH CAROLINA* | *RF/DP | 4 | 0 | 1 | 0 | 0 | 0 | 0 | 0 | 0 | 0 | 0 | 0 | 0 | 0 | 2 | 1 | 0 | 0 | 0 | .402 |
| Mar. 29 | #23 SOUTH CAROLINA* | *RF/DP | 2 | 0 | 1 | 0 | 0 | 0 | 0 | 1 | 0 | 0 | 0 | 0 | 0 | 0 | 0 | 1 | 0 | 0 | 0 | .404 |
| Mar. 30 | #23 SOUTH CAROLINA* | *RF/DP | 3 | 0 | 1 | 0 | 0 | 0 | 0 | 0 | 0 | 0 | 0 | 0 | 0 | 0 | 1 | 2 | 0 | 0 | 0 | .402 |
| Apr. 3 | at #5 Florida* | *RF/DP | 3 | 0 | 1 | 0 | 1 | 0 | 0 | 0 | 0 | 0 | 0 | 0 | 0 | 0 | 0 | 0 | 0 | 0 | 0 | .400 |
| Apr. 4 | at #5 Florida* | *RF/DP | 2 | 1 | 1 | 0 | 0 | 0 | 1 | 0 | 0 | 1 | 0 | 0 | 0 | 0 | 0 | 2 | 0 | 0 | 0 | .402 |
| Apr. 5 | at #5 Florida* | *RF/DP | 3 | 1 | 2 | 1 | 1 | 0 | 1 | 0 | 0 | 0 | 0 | 0 | 0 | 0 | 0 | 0 | 0 | 0 | 0 | .409 |
| Apr. 10 | #8 ARKANSAS* | | | | | | | | | | | | | | | | | | | | | |
| Apr. 11 | #8 ARKANSAS* | | | | | | | | | | | | | | | | | | | | | |
| Apr. 12 | #8 ARKANSAS* | | | | | | | | | | | | | | | | | | | | | |
| Apr. 17 | at #14 Texas A&M* | | | | | | | | | | | | | | | | | | | | | |
| Apr. 18 | at #14 Texas A&M* | | | | | | | | | | | | | | | | | | | | | |
| Apr. 19 | at #14 Texas A&M* | | | | | | | | | | | | | | | | | | | | | |
| Apr. 24 | #21 LSU* | | | | | | | | | | | | | | | | | | | | | |
| Apr. 25 | #21 LSU* | | | | | | | | | | | | | | | | | | | | | |
| Apr. 26 | #21 LSU* | | | | | | | | | | | | | | | | | | | | | |
| Apr. 30 | at Ole Miss* | | | | | | | | | | | | | | | | | | | | | |
| May 1 | at Ole Miss* | | | | | | | | | | | | | | | | | | | | | |
| May 2 | at Ole Miss* | | | | | | | | | | | | | | | | | | | | | |

MULTI-HIT GAMES

| | 2 | 3 | 4 | 5+ | TOTAL |
|--------------|-----------|----------|-----------|-----------|-----------|
| 2023 | -- | -- | -- | -- | 0 |
| 2024 | -- | -- | -- | -- | 0 |
| 2025 | 9 | -- | -- | -- | 9 |
| 2026 | 11 | 3 | -- | -- | 14 |
| TOTAL | 20 | 3 | -- | -- | 23 |

MULTI-RBI GAMES

| | 2 | 3 | 4 | 5+ | TOTAL |
|------|----|----|----|----|-------|
| 2023 | -- | -- | -- | -- | 0 |
| 2024 | -- | -- | -- | -- | 0 |



10

NADIA BARBARY INF

SENIOR | R/R | 5-7 // DOUGLASVILLE, GA. (CHAPEL HILL HS)

SEASON HIGHS

| | | |
|----------------|------|---|
| At-Bats | 4 | 13x, last, at Georgia, 3/20/26 |
| Hits | 4 | Samford, 2/20/26 |
| Runs Scored | 2 | 7x, last, at Florida, 4/4/26 |
| Runs Batted In | 4 | 3x, last, vs. Samford, 3/7/26 |
| Doubles | 1 | 8x, last, UT Martin, 3/25/26 |
| Triples | | |
| Home Runs | 2 | at UAB, 3/4/26 |
| Walks | 2 | 2x, last, Delaware State, 2/21/26 |
| Stolen Bases | 1 | Samford, 2/20/26 |
| Putouts | 3 | vs. Northwestern State, 2/6/2026 |
| Assists | 4 | Rutgers, 2/13/26 |
| Hitting Streak | 9 gm | 5/16/25, vs. Washington to 2/10/26, Southern Miss |

CAREER HIGHS

| | | |
|----------------|------|---|
| At-Bats | 5 | 4x, last, at Kentucky, 4/26/25 |
| Hits | 4 | 3x, last, Samford, 2/20/26 |
| Runs Scored | 3 | 3x, last, Washington, 5/17/25 |
| Runs Batted In | 5 | ULM, 3/13/24 |
| Doubles | 2 | at South Carolina, 4/5/24 |
| Triples | 1 | at Northwestern, 3/21/25 |
| Home Runs | 2 | 2x, last, at UAB, 3/4/26 |
| Walks | 3 | 4x, last, Ole Miss, 5/1/25 |
| Stolen Bases | 1 | 5x, last, Samford, 2/20/26 |
| Putouts | 5 | Alabama, 4/15/23 |
| Assists | 6 | at Missouri, 4/28/24 |
| Hitting Streak | 9 gm | 2x, last, 5/16/25, vs. Washington to 2/10/26, Southern Miss |

NOTEWORTHY

- » Has started all 42 games at third base.
- » Batting .349 (45-for-129) on the year, which is second on the team.
- » Also second on the team in hits, doubles (8), homers (10), total bases (83), runs (26) and slugging percentage (.643).
- » Third in on-base percentage (.415).
- » Leads the team in RBIs (33).
- » Top-10 in MSU career history in both doubles and home runs.
- » Reached double-digit home runs for the second year of her career with her 10th in the series finale at **No. 5 Florida (4/5)**.
- » Homered against the **Gators (4/4)** and added a walk.
- » Doubled against **No. 23 South Carolina (3/30)**.
- » Went 2-for-3 against the **Gamecocks (3/29)**.
- » Reached base three times with a single, double and a walk in the series finale at **No. 15 Georgia (3/22)**.
- » Doubled and collected an RBI against the **Bulldogs (3/20)**.
- » Went 5-for-7 in the doubleheader with **SE Missouri (3/10)**.
- » Hit a solo home run at **South Alabama (3/8)**.
- » Tied the MSU career record with her third grand slam vs. **Samford (3/7)**.
- » Hit two home runs and collected four RBIs at **UAB (3/4)**.
- » Collected two hits and two RBIs vs. **Georgia Southern (2/28)** including a double.
- » Homered and walked at **Georgia Tech (2/25)**.
- » Went 4-for-4 against **Samford (2/20)**.
- » Went 2-for-4 with a double and RBI against **North Texas (2/14)**.
- » Drove in the tying run to send the game vs. **Wichita State (2/6)** into extras before launching a three-run homer in the eighth.
- » Doubled and homered on Opening Day at **Baylor (2/5)**.

BARBARY'S GAME-BY-GAME STATS

| DATE | OPPONENT | POS | AB | R | H | RBI | 2B | 3B | HR | BB | SB | CS | HBP | SH | SF | GDP | K | PO | A | E | AVG | |
|---------|------------------------|-----|----|---|---|-----|----|----|----|----|----|----|-----|----|----|-----|---|----|---|---|------|----------|
| Feb. 5 | at Baylor | *3B | 4 | 2 | 2 | 2 | 1 | 0 | 1 | 0 | 0 | 0 | 0 | 0 | 0 | 0 | 0 | 0 | 0 | 0 | 0 | .500 |
| Feb. 6 | vs. Northwestern State | *3B | 3 | 0 | 1 | 0 | 0 | 0 | 0 | 1 | 0 | 0 | 0 | 0 | 0 | 0 | 1 | 3 | 1 | 0 | .429 | |
| Feb. 6 | vs. Wichita State | *3B | 4 | 1 | 1 | 4 | 0 | 0 | 1 | 0 | 0 | 0 | 0 | 0 | 0 | 0 | 0 | 0 | 1 | 0 | .364 | |
| Feb. 7 | vs. New Mexico | *3B | 4 | 2 | 2 | 0 | 1 | 0 | 0 | 0 | 0 | 0 | 0 | 0 | 0 | 0 | 1 | 0 | 0 | 0 | .400 | |
| Feb. 10 | SOUTHERN MISS | *3B | 2 | 0 | 1 | 1 | 0 | 0 | 0 | 0 | 0 | 0 | 0 | 0 | 1 | 0 | 0 | 0 | 3 | 0 | .412 | |
| Feb. 13 | MURRAY STATE | *3B | 1 | 1 | 0 | 0 | 0 | 0 | 0 | 2 | 0 | 0 | 0 | 0 | 0 | 0 | 0 | 0 | 0 | 0 | .389 | |
| Feb. 13 | RUTGERS | *3B | 3 | 0 | 1 | 2 | 0 | 0 | 0 | 0 | 0 | 0 | 0 | 0 | 1 | 0 | 1 | 0 | 4 | 0 | .381 | |
| Feb. 14 | RUTGERS | *3B | 4 | 0 | 0 | 0 | 0 | 0 | 0 | 0 | 0 | 0 | 0 | 0 | 0 | 0 | 2 | 1 | 0 | 0 | .320 | |
| Feb. 14 | NORTH TEXAS | *3B | 4 | 0 | 2 | 1 | 1 | 0 | 0 | 0 | 0 | 0 | 0 | 0 | 0 | 0 | 0 | 0 | 2 | 0 | .345 | |
| Feb. 15 | NORTH TEXAS | *3B | 3 | 0 | 0 | 1 | 0 | 0 | 0 | 1 | 0 | 0 | 0 | 0 | 0 | 0 | 0 | 0 | 1 | 0 | .313 | |
| Feb. 18 | MEMPHIS | *3B | 4 | 0 | 0 | 0 | 0 | 0 | 0 | 0 | 0 | 0 | 0 | 0 | 0 | 0 | 0 | 2 | 3 | 0 | .278 | |
| Feb. 20 | BELMONT | *3B | 3 | 0 | 0 | 0 | 0 | 0 | 0 | 0 | 0 | 0 | 0 | 0 | 0 | 0 | 2 | 1 | 1 | 0 | .256 | |
| Feb. 20 | SAMFORD | *3B | 4 | 1 | 4 | 1 | 0 | 0 | 1 | 0 | 0 | 0 | 0 | 0 | 0 | 0 | 0 | 1 | 0 | 0 | .326 | |
| Feb. 21 | BELMONT | *3B | 3 | 0 | 0 | 0 | 0 | 0 | 0 | 0 | 0 | 0 | 0 | 0 | 0 | 1 | 0 | 1 | 2 | 0 | .304 | |
| Feb. 21 | DELAWARE STATE | *3B | 0 | 2 | 0 | 0 | 0 | 0 | 0 | 2 | 0 | 0 | 0 | 0 | 0 | 0 | 0 | 0 | 0 | 0 | .304 | |
| Feb. 22 | DELAWARE STATE | | | | | | | | | | | | | | | | | | | | | CANCELED |
| Feb. 25 | at Georgia Tech | *3B | 3 | 2 | 1 | 1 | 0 | 0 | 1 | 1 | 0 | 0 | 0 | 0 | 0 | 0 | 0 | 0 | 1 | 0 | .306 | |
| Feb. 27 | vs. Wofford | *3B | 4 | 1 | 1 | 0 | 0 | 0 | 0 | 0 | 0 | 0 | 0 | 0 | 0 | 0 | 0 | 1 | 2 | 1 | .302 | |
| Feb. 28 | vs. Georgia Southern | *3B | 3 | 1 | 2 | 2 | 1 | 0 | 0 | 0 | 0 | 0 | 0 | 0 | 0 | 0 | 1 | 0 | 2 | 0 | .321 | |
| Feb. 28 | at #25 Clemson | *3B | 3 | 0 | 0 | 0 | 0 | 0 | 0 | 0 | 0 | 0 | 0 | 0 | 0 | 0 | 0 | 0 | 1 | 0 | .305 | |
| Mar. 1 | at #25 Clemson | *3B | 3 | 0 | 1 | 1 | 0 | 0 | 0 | 1 | 0 | 0 | 0 | 0 | 0 | 0 | 0 | 0 | 3 | 0 | .306 | |
| Mar. 4 | at UAB | *3B | 4 | 2 | 2 | 4 | 0 | 0 | 2 | 0 | 0 | 0 | 0 | 0 | 0 | 0 | 0 | 0 | 3 | 0 | .318 | |
| Mar. 6 | vs. New Mexico | *3B | 2 | 0 | 0 | 0 | 0 | 0 | 0 | 1 | 0 | 0 | 0 | 0 | 0 | 0 | 0 | 1 | 0 | 0 | .309 | |
| Mar. 6 | at South Alabama | *3B | 4 | 1 | 1 | 0 | 0 | 0 | 0 | 0 | 0 | 0 | 0 | 0 | 0 | 0 | 1 | 0 | 0 | 0 | .306 | |
| Mar. 7 | vs. New Mexico | *3B | 2 | 1 | 1 | 0 | 0 | 0 | 0 | 1 | 0 | 0 | 0 | 0 | 0 | 0 | 0 | 0 | 0 | 0 | .311 | |
| Mar. 7 | vs. Samford | *3B | 3 | 1 | 1 | 4 | 0 | 0 | 1 | 0 | 0 | 0 | 0 | 0 | 0 | 0 | 0 | 0 | 3 | 0 | .312 | |
| Mar. 8 | at South Alabama | *3B | 3 | 1 | 1 | 1 | 0 | 0 | 1 | 0 | 0 | 0 | 0 | 0 | 0 | 0 | 0 | 0 | 2 | 0 | .313 | |
| Mar. 10 | SOUTHEAST MISSOURI | *3B | 3 | 1 | 2 | 1 | 0 | 0 | 1 | 0 | 0 | 0 | 0 | 0 | 0 | 0 | 1 | 0 | 0 | 0 | .325 | |
| Mar. 10 | SOUTHEAST MISSOURI | *3B | 4 | 0 | 3 | 1 | 1 | 0 | 0 | 0 | 0 | 0 | 0 | 0 | 0 | 0 | 0 | 1 | 0 | 0 | .345 | |
| Mar. 13 | #1 TENNESSEE* | *3B | 4 | 0 | 1 | 0 | 0 | 0 | 0 | 0 | 0 | 0 | 0 | 0 | 0 | 0 | 1 | 0 | 1 | 1 | .341 | |
| Mar. 14 | #1 TENNESSEE* | *3B | 3 | 0 | 1 | 0 | 0 | 0 | 0 | 0 | 0 | 0 | 0 | 0 | 0 | 0 | 0 | 0 | 1 | 0 | .340 | |
| Mar. 15 | #1 TENNESSEE* | *3B | 3 | 0 | 0 | 0 | 0 | 0 | 0 | 0 | 0 | 0 | 0 | 0 | 0 | 0 | 0 | 0 | 0 | 0 | .330 | |
| Mar. 18 | UAB | *3B | 3 | 1 | 1 | 0 | 0 | 0 | 0 | 0 | 0 | 0 | 0 | 0 | 0 | 0 | 0 | 0 | 0 | 0 | .330 | |
| Mar. 20 | at #15 Georgia* | *3B | 4 | 0 | 2 | 1 | 1 | 0 | 0 | 0 | 0 | 0 | 0 | 0 | 0 | 1 | 0 | 0 | 0 | 1 | .337 | |
| Mar. 21 | at #15 Georgia* | *3B | 2 | 0 | 0 | 0 | 0 | 0 | 0 | 0 | 0 | 0 | 1 | 0 | 0 | 0 | 0 | 0 | 1 | 0 | .330 | |
| Mar. 22 | at #15 Georgia* | *3B | 3 | 2 | 2 | 0 | 1 | 0 | 0 | 1 | 0 | 0 | 0 | 0 | 0 | 0 | 0 | 1 | 2 | 0 | .339 | |
| Mar. 25 | UT MARTIN | *3B | 3 | 0 | 1 | 1 | 1 | 0 | 0 | 1 | 0 | 0 | 0 | 0 | 0 | 0 | 0 | 0 | 1 | 0 | .339 | |
| Mar. 28 | #23 SOUTH CAROLINA* | *3B | 3 | 0 | 1 | 0 | 0 | 0 | 0 | 0 | 0 | 0 | 0 | 0 | 0 | 0 | 0 | 0 | 2 | 0 | .339 | |
| Mar. 29 | #23 SOUTH CAROLINA* | *3B | 3 | 0 | 2 | 0 | 0 | 0 | 0 | 0 | 0 | 0 | 0 | 0 | 0 | 0 | 0 | 0 | 2 | 0 | .347 | |
| Mar. 30 | #23 SOUTH CAROLINA* | *3B | 3 | 0 | 1 | 1 | 0 | 0 | 0 | 0 | 0 | 0 | 0 | 0 | 0 | 0 | 1 | 1 | 0 | 0 | .347 | |
| Apr. 3 | at #5 Florida* | *3B | 3 | 0 | 0 | 0 | 0 | 0 | 0 | 0 | 0 | 0 | 0 | 0 | 0 | 0 | 1 | 0 | 2 | 0 | .339 | |
| Apr. 4 | at #5 Florida* | *3B | 3 | 2 | 2 | 2 | 0 | 0 | 1 | 1 | 0 | 0 | 0 | 0 | 0 | 0 | 0 | 0 | 2 | 0 | .346 | |
| Apr. 5 | at #5 Florida* | *3B | 2 | 1 | 1 | 1 | 0 | 0 | 1 | 1 | 0 | 0 | 0 | 0 | 0 | 0 | 0 | 1 | 1 | 1 | .349 | |
| Apr. 10 | #8 ARKANSAS* | | | | | | | | | | | | | | | | | | | | | |
| Apr. 11 | #8 ARKANSAS* | | | | | | | | | | | | | | | | | | | | | |
| Apr. 12 | #8 ARKANSAS* | | | | | | | | | | | | | | | | | | | | | |
| Apr. 17 | at #14 Texas A&M* | | | | | | | | | | | | | | | | | | | | | |
| Apr. 18 | at #14 Texas A&M* | | | | | | | | | | | | | | | | | | | | | |
| Apr. 19 | at #14 Texas A&M* | | | | | | | | | | | | | | | | | | | | | |
| Apr. 24 | #21 LSU* | | | | | | | | | | | | | | | | | | | | | |
| Apr. 25 | #21 LSU* | | | | | | | | | | | | | | | | | | | | | |
| Apr. 26 | #21 LSU* | | | | | | | | | | | | | | | | | | | | | |
| Apr. 30 | at Ole Miss* | | | | | | | | | | | | | | | | | | | | | |
| May 1 | at Ole Miss* | | | | | | | | | | | | | | | | | | | | | |
| May 2 | at Ole Miss* | | | | | | | | | | | | | | | | | | | | | |

MULTI-HIT GAMES

| | 2 | 3 | 4 | 5+ | TOTAL |
|--------------|-----------|----------|----------|-----------|-----------|
| 2023 | 6 | -- | -- | -- | 6 |
| 2024 | 11 | 2 | -- | -- | 13 |
| 2025 | 15 | 1 | 1 | -- | 17 |
| 2026 | 10 | 1 | 1 | -- | 12 |
| TOTAL | 42 | 4 | 2 | -- | 48 |

MULTI-RBI GAMES

| | 2 | 3 | 4 | 5+ | TOTAL |
|--------------|-----------|----------|----------|----------|-----------|
| 2023 | 4 | -- | -- | -- | 4 |
| 2024 | 6 | 1 | 1 | 1 | 9 |
| 2025 | 7 | 1 | 3 | -- | 11 |
| 2026 | 4 | -- | 3 | -- | 7 |
| TOTAL | 21 | 2 | 7 | 1 | 31 |

| | AVG | GP-BS | AB | R | H | 2B | 3B | HR | RBI | TB | SLG | BB | HBP |
|--|-----|-------|----|---|---|----|----|----|-----|----|-----|----|-----|
|--|-----|-------|----|---|---|----|----|----|-----|----|-----|----|-----|



11

ABIGAIL STEVENS P

REDSHIRT FRESHMAN | 6-0 | R/R // BRAXTON, MISS. (EAST RANKIN ACADEMY)

SEASON HIGHS

| | | |
|----------------|------|---|
| At-Bats | 3 | 2x, last, Southeast Missouri, 3/10/26 |
| Hits | 1 | 6x, last, Southeast Missouri, 3/10/26 |
| Runs Scored | 1 | 2x, last, vs. Samford, 3/7/26 |
| Runs Batted In | 2 | at UAB, 3/4/26 |
| Doubles | 1 | 3x, last, vs. Samford, 3/7/2026 |
| Home Runs | 1 | Delaware State, 2/21/26 |
| Walks | 1 | Delaware State, 2/21/26 |
| Stolen Bases | | |
| Putouts | | |
| Assists | | |
| Hitting Streak | 4 gm | 2/21/26, Delaware State to 3/4/26, at UAB |

CAREER HIGHS

| | | |
|----------------|------|---|
| At-Bats | 3 | 2x, last, Southeast Missouri, 3/10/26 |
| Hits | 1 | 6x, last, Southeast Missouri, 3/10/26 |
| Runs Scored | 1 | 2x, last, vs. Samford, 3/7/26 |
| Runs Batted In | 2 | at UAB, 3/4/26 |
| Doubles | 1 | 3x, last, vs. Samford, 3/7/2026 |
| Home Runs | 1 | Delaware State, 2/21/26 |
| Walks | 1 | Delaware State, 2/21/26 |
| Stolen Bases | | |
| Putouts | | |
| Assists | | |
| Hitting Streak | 4 gm | 2/21/26, Delaware State to 3/4/26, at UAB |

NOTEWORTHY

- » Has played in 15 games off the bench.
- » Batting .300 (6-for-20) on the year.
- » Drove in a run against **SE Missouri (3/10)**.
- » Made her first career start **vs. Samford (3/7)** and doubled.
- » Plated two runs with a pinch-hit double at **UAB (3/4)**.
- » Pinch hit and singled at **No. 25 Clemson (3/1)**.
- » Provided a pinch-hit RBI double **vs. Wofford (2/27)**.
- » Picked up her first career hit, home run, pitching appearance, strikeout and win all against **Delaware State (2/21)**.
- » Made her collegiate debut **vs. Northwestern State (2/6)**.
- » Did not see game action and redshirted in 2025.
- » 2025 NFCA All-America Scholar-Athlete and SEC First-Year Honor Roll member.
- » Led East Rankin Academy to North State Championships in 2022 and 2023, the program's first in school history.

STEVENS' GAME-BY-GAME STATS

| DATE | OPPONENT | POS | AB | R | H | RBI | 2B | 3B | HR | BB | SB | CS | HBP | SH | SF | GDP | K | PO | A | E | AVG | |
|---------|------------------------|-----|-----|---|---|-----|----|----|----|----|----|----|-----|----|----|-----|---|----|---|---|-----|------|
| Feb. 5 | at Baylor | | DNP | | | | | | | | | | | | | | | | | | | |
| Feb. 6 | vs. Northwestern State | PH | 1 | 0 | 0 | 0 | 0 | 0 | 0 | 0 | 0 | 0 | 0 | 0 | 0 | 0 | 0 | 0 | 0 | 0 | 0 | .000 |
| Feb. 6 | vs. Wichita State | | DNP | | | | | | | | | | | | | | | | | | | |
| Feb. 7 | vs. New Mexico | PH | 1 | 0 | 0 | 0 | 0 | 0 | 0 | 0 | 0 | 0 | 0 | 0 | 0 | 0 | 0 | 1 | 0 | 0 | 0 | .000 |
| Feb. 10 | SOUTHERN MISS | | DNP | | | | | | | | | | | | | | | | | | | |
| Feb. 13 | MURRAY STATE | | DNP | | | | | | | | | | | | | | | | | | | |
| Feb. 13 | RUTGERS | | DNP | | | | | | | | | | | | | | | | | | | |
| Feb. 14 | RUTGERS | | DNP | | | | | | | | | | | | | | | | | | | |
| Feb. 14 | NORTH TEXAS | | DNP | | | | | | | | | | | | | | | | | | | |
| Feb. 15 | NORTH TEXAS | | DNP | | | | | | | | | | | | | | | | | | | |
| Feb. 18 | MEMPHIS | | DNP | | | | | | | | | | | | | | | | | | | |
| Feb. 20 | BELMONT | | DNP | | | | | | | | | | | | | | | | | | | |
| Feb. 20 | SAMFORD | | DNP | | | | | | | | | | | | | | | | | | | |
| Feb. 21 | BELMONT | | DNP | | | | | | | | | | | | | | | | | | | |
| Feb. 21 | DELAWARE STATE | P | 1 | 1 | 1 | 1 | 0 | 0 | 1 | 1 | 0 | 0 | 0 | 0 | 0 | 0 | 0 | 0 | 0 | 0 | 0 | .333 |
| Feb. 22 | DELAWARE STATE | | | | | | | | | | | | | | | | | | | | | |
| Feb. 25 | at Georgia Tech | | DNP | | | | | | | | | | | | | | | | | | | |
| Feb. 27 | vs. Wofford | PH | 1 | 0 | 1 | 1 | 1 | 0 | 0 | 0 | 0 | 0 | 0 | 0 | 0 | 0 | 0 | 0 | 0 | 0 | 0 | .500 |
| Feb. 28 | vs. Georgia Southern | | DNP | | | | | | | | | | | | | | | | | | | |
| Feb. 28 | at #25 Clemson | | DNP | | | | | | | | | | | | | | | | | | | |
| Mar. 1 | at #25 Clemson | PH | 1 | 0 | 1 | 0 | 0 | 0 | 0 | 0 | 0 | 0 | 0 | 0 | 0 | 0 | 0 | 0 | 0 | 0 | 0 | .600 |
| Mar. 4 | at UAB | PH | 1 | 0 | 1 | 2 | 1 | 0 | 0 | 0 | 0 | 0 | 0 | 0 | 0 | 0 | 0 | 0 | 0 | 0 | 0 | .667 |
| Mar. 6 | vs. New Mexico | | DNP | | | | | | | | | | | | | | | | | | | |
| Mar. 6 | at South Alabama | PH | 1 | 0 | 0 | 0 | 0 | 0 | 0 | 0 | 0 | 0 | 0 | 0 | 0 | 0 | 0 | 0 | 0 | 0 | 0 | .571 |
| Mar. 7 | vs. New Mexico | PH | 1 | 0 | 0 | 0 | 0 | 0 | 0 | 0 | 0 | 0 | 0 | 0 | 0 | 0 | 0 | 0 | 0 | 0 | 0 | .500 |
| Mar. 7 | vs. Samford | *DP | 3 | 1 | 1 | 0 | 1 | 0 | 0 | 0 | 0 | 0 | 0 | 0 | 0 | 0 | 0 | 1 | 0 | 0 | 0 | .455 |
| Mar. 8 | at South Alabama | *DP | 2 | 0 | 0 | 0 | 0 | 0 | 0 | 0 | 0 | 0 | 0 | 0 | 0 | 0 | 0 | 1 | 0 | 0 | 0 | .385 |
| Mar. 10 | SOUTHEAST MISSOURI | | DNP | | | | | | | | | | | | | | | | | | | |
| Mar. 10 | SOUTHEAST MISSOURI | *DP | 3 | 0 | 1 | 1 | 0 | 0 | 0 | 0 | 0 | 0 | 0 | 0 | 0 | 0 | 0 | 0 | 0 | 0 | 0 | .375 |
| Mar. 13 | #1 TENNESSEE* | | DNP | | | | | | | | | | | | | | | | | | | |
| Mar. 14 | #1 TENNESSEE* | | DNP | | | | | | | | | | | | | | | | | | | |
| Mar. 15 | #1 TENNESSEE* | PH | 1 | 0 | 0 | 0 | 0 | 0 | 0 | 0 | 0 | 0 | 0 | 0 | 0 | 0 | 0 | 1 | 0 | 0 | 0 | .353 |
| Mar. 18 | UAB | | DNP | | | | | | | | | | | | | | | | | | | |
| Mar. 20 | at #15 Georgia* | | DNP | | | | | | | | | | | | | | | | | | | |
| Mar. 21 | at #15 Georgia* | | DNP | | | | | | | | | | | | | | | | | | | |
| Mar. 22 | at #15 Georgia* | | DNP | | | | | | | | | | | | | | | | | | | |
| Mar. 25 | UT MARTIN | PH | 1 | 0 | 0 | 0 | 0 | 0 | 0 | 0 | 0 | 0 | 0 | 0 | 0 | 0 | 0 | 0 | 0 | 0 | 0 | .333 |
| Mar. 28 | #23 SOUTH CAROLINA* | PH | 1 | 0 | 0 | 0 | 0 | 0 | 0 | 0 | 0 | 0 | 0 | 0 | 0 | 0 | 0 | 0 | 0 | 0 | 0 | .316 |
| Mar. 29 | #23 SOUTH CAROLINA* | | DNP | | | | | | | | | | | | | | | | | | | |
| Mar. 30 | #23 SOUTH CAROLINA* | | DNP | | | | | | | | | | | | | | | | | | | |
| Apr. 3 | at #5 Florida* | PH | 1 | 0 | 0 | 0 | 0 | 0 | 0 | 0 | 0 | 0 | 0 | 0 | 0 | 0 | 0 | 0 | 0 | 0 | 0 | .300 |
| Apr. 4 | at #5 Florida* | | DNP | | | | | | | | | | | | | | | | | | | |
| Apr. 5 | at #5 Florida* | | DNP | | | | | | | | | | | | | | | | | | | |
| Apr. 10 | #8 ARKANSAS* | | | | | | | | | | | | | | | | | | | | | |
| Apr. 11 | #8 ARKANSAS* | | | | | | | | | | | | | | | | | | | | | |
| Apr. 12 | #8 ARKANSAS* | | | | | | | | | | | | | | | | | | | | | |
| Apr. 17 | at #14 Texas A&M* | | | | | | | | | | | | | | | | | | | | | |
| Apr. 18 | at #14 Texas A&M* | | | | | | | | | | | | | | | | | | | | | |
| Apr. 19 | at #14 Texas A&M* | | | | | | | | | | | | | | | | | | | | | |
| Apr. 24 | #21 LSU* | | | | | | | | | | | | | | | | | | | | | |
| Apr. 25 | #21 LSU* | | | | | | | | | | | | | | | | | | | | | |
| Apr. 26 | #21 LSU* | | | | | | | | | | | | | | | | | | | | | |
| Apr. 30 | at Ole Miss* | | | | | | | | | | | | | | | | | | | | | |
| May 1 | at Ole Miss* | | | | | | | | | | | | | | | | | | | | | |
| May 2 | at Ole Miss* | | | | | | | | | | | | | | | | | | | | | |

MULTI-HIT GAMES

| | 2 | 3 | 4 | 5+ | TOTAL |
|--------------|----|----|----|----|----------|
| 2026 | -- | -- | -- | -- | 0 |
| TOTAL | -- | -- | -- | -- | 0 |

MULTI-RBI GAMES

| | 2 | 3 | 4 | 5+ | TOTAL |
|--------------|----------|----|----|----|----------|
| 2026 | 1 | -- | -- | -- | 1 |
| TOTAL | 1 | -- | -- | -- | 1 |

| | AVG | GP-GS | AB | R | H | 2B | 3B | HR | RBI | TB | SLG | BB | HBP | SO | GDP | OBP | SF | SH | SB-ATT | PO | A | E | FLD |
|--------------|-------------|-------------|-----------|----------|----------|----------|----------|----------|----------|-----------|-------------|----------|----------|----------|----------|-------------|----------|----------|------------|----------|----------|----------|-------------|
| 2025 | | | | | | | | | | | | | | | | | | | | | | | |
| 2026 | .300 | 15-3 | 20 | 2 | 6 | 3 | 0 | 1 | 5 | 12 | .600 | 1 | 0 | 5 | 0 | .333 | 0 | 0 | 0-0 | 0 | 0 | 0 | .000 |
| TOTAL | .300 | 15-3 | 20 | 2 | 6 | 3 | 0 | 1 | 5 | 12 | .600 | 1 | 0 | 5 | 0 | .333 | 0 | 0 | 0-0 | 0 | 0 | 0 | .000 |



11

ABIGAIL STEVENS P

REDSHIRT FRESHMAN | 6-0 | R/R // BRAXTON, MISS. (EAST RANKIN ACADEMY)

SEASON HIGHS

| | | |
|----------------|-----|-------------------------|
| Innings | 2.0 | Delaware State, 2/21/26 |
| Longest Start | | |
| Shortest Start | | |
| Longest Relief | 2.0 | Delaware State, 2/21/26 |
| Strikeouts | 2 | Delaware State, 2/21/26 |
| Walks | 3 | Delaware State, 2/21/26 |
| Hits | 1 | Delaware State, 2/21/26 |
| Runs | | |
| Earned Runs | | |
| Pitch Count | 32 | Delaware State, 2/21/26 |
| Putouts | | |
| Assists | | |

CAREER HIGHS

| | | |
|----------------|-----|-------------------------|
| Innings | 2.0 | Delaware State, 2/21/26 |
| Longest Start | | |
| Shortest Start | | |
| Longest Relief | 2.0 | Delaware State, 2/21/26 |
| Strikeouts | 2 | Delaware State, 2/21/26 |
| Walks | 3 | Delaware State, 2/21/26 |
| Hits | 1 | Delaware State, 2/21/26 |
| Runs | | |
| Earned Runs | | |
| Pitch Count | 32 | Delaware State, 2/21/26 |
| Putouts | | |
| Assists | | |

NOTEWORTHY

- » Has made one pitching appearance.
- » Picked up her first career hit, home run, pitching appearance, strikeout and win all against **Delaware State (2/21)**.
- » Did not see game action and redshirted in 2025.
- » 2025 NFCA All-America Scholar-Athlete and SEC First-Year Honor Roll member.
- » Led East Rankin Academy to North State Championships in 2022 and 2023, the program's first in school history.

STEVENS' GAME-BY-GAME STATS

| DATE | OPPONENT | GS | DEC | IP | H | R | ER | BB | SO | 2B | 3B | HR | WP | HBP | IBB | BF | PC | ERA | PO | A | E |
|---------|------------------------|----|-----|-----|---|---|----|----|----|----|----|----|----|-----|-----|----|----|------|----|---|---|
| Feb. 5 | at Baylor | | DNP | | | | | | | | | | | | | | | | | | |
| Feb. 6 | vs. Northwestern State | | DNP | | | | | | | | | | | | | | | | | | |
| Feb. 6 | vs. Wichita State | | DNP | | | | | | | | | | | | | | | | | | |
| Feb. 7 | vs. New Mexico | | DNP | | | | | | | | | | | | | | | | | | |
| Feb. 10 | SOUTHERN MISS | | DNP | | | | | | | | | | | | | | | | | | |
| Feb. 13 | MURRAY STATE | | DNP | | | | | | | | | | | | | | | | | | |
| Feb. 13 | RUTGERS | | DNP | | | | | | | | | | | | | | | | | | |
| Feb. 14 | RUTGERS | | DNP | | | | | | | | | | | | | | | | | | |
| Feb. 14 | NORTH TEXAS | | DNP | | | | | | | | | | | | | | | | | | |
| Feb. 15 | NORTH TEXAS | | DNP | | | | | | | | | | | | | | | | | | |
| Feb. 18 | MEMPHIS | | DNP | | | | | | | | | | | | | | | | | | |
| Feb. 20 | BELMONT | | DNP | | | | | | | | | | | | | | | | | | |
| Feb. 20 | SAMFORD | | DNP | | | | | | | | | | | | | | | | | | |
| Feb. 21 | BELMONT | | DNP | | | | | | | | | | | | | | | | | | |
| Feb. 21 | DELAWARE STATE | | W | 2.0 | 1 | 0 | 0 | 3 | 2 | 0 | 0 | 0 | 0 | 0 | 0 | 8 | 32 | 0.00 | 0 | 0 | 0 |
| Feb. 22 | DELAWARE STATE | | | | | | | | | | | | | | | | | | | | |
| Feb. 25 | at Georgia Tech | | DNP | | | | | | | | | | | | | | | | | | |
| Feb. 27 | vs. Wolford | | DNP | | | | | | | | | | | | | | | | | | |
| Feb. 28 | vs. Georgia Southern | | DNP | | | | | | | | | | | | | | | | | | |
| Feb. 28 | at #25 Clemson | | DNP | | | | | | | | | | | | | | | | | | |
| Mar. 1 | at #25 Clemson | | DNP | | | | | | | | | | | | | | | | | | |
| Mar. 4 | at UAB | | DNP | | | | | | | | | | | | | | | | | | |
| Mar. 6 | vs. New Mexico | | DNP | | | | | | | | | | | | | | | | | | |
| Mar. 6 | at South Alabama | | DNP | | | | | | | | | | | | | | | | | | |
| Mar. 7 | vs. New Mexico | | DNP | | | | | | | | | | | | | | | | | | |
| Mar. 7 | vs. Samford | | DNP | | | | | | | | | | | | | | | | | | |
| Mar. 8 | at South Alabama | | DNP | | | | | | | | | | | | | | | | | | |
| Mar. 10 | SOUTHEAST MISSOURI | | DNP | | | | | | | | | | | | | | | | | | |
| Mar. 10 | SOUTHEAST MISSOURI | | DNP | | | | | | | | | | | | | | | | | | |
| Mar. 13 | #1 TENNESSEE* | | DNP | | | | | | | | | | | | | | | | | | |
| Mar. 14 | #1 TENNESSEE* | | DNP | | | | | | | | | | | | | | | | | | |
| Mar. 15 | #1 TENNESSEE* | | DNP | | | | | | | | | | | | | | | | | | |
| Mar. 18 | UAB | | DNP | | | | | | | | | | | | | | | | | | |
| Mar. 20 | at #15 Georgia* | | DNP | | | | | | | | | | | | | | | | | | |
| Mar. 21 | at #15 Georgia* | | DNP | | | | | | | | | | | | | | | | | | |
| Mar. 22 | at #15 Georgia* | | DNP | | | | | | | | | | | | | | | | | | |
| Mar. 25 | UT MARTIN | | DNP | | | | | | | | | | | | | | | | | | |
| Mar. 28 | #23 SOUTH CAROLINA* | | DNP | | | | | | | | | | | | | | | | | | |
| Mar. 29 | #23 SOUTH CAROLINA* | | DNP | | | | | | | | | | | | | | | | | | |
| Mar. 30 | #23 SOUTH CAROLINA* | | DNP | | | | | | | | | | | | | | | | | | |
| Apr. 3 | at #5 Florida* | | DNP | | | | | | | | | | | | | | | | | | |
| Apr. 4 | at #5 Florida* | | DNP | | | | | | | | | | | | | | | | | | |
| Apr. 5 | at #5 Florida* | | DNP | | | | | | | | | | | | | | | | | | |
| Apr. 10 | #8 ARKANSAS* | | | | | | | | | | | | | | | | | | | | |
| Apr. 11 | #8 ARKANSAS* | | | | | | | | | | | | | | | | | | | | |
| Apr. 12 | #8 ARKANSAS* | | | | | | | | | | | | | | | | | | | | |
| Apr. 17 | at #14 Texas A&M* | | | | | | | | | | | | | | | | | | | | |
| Apr. 18 | at #14 Texas A&M* | | | | | | | | | | | | | | | | | | | | |
| Apr. 19 | at #14 Texas A&M* | | | | | | | | | | | | | | | | | | | | |
| Apr. 24 | #21 LSU* | | | | | | | | | | | | | | | | | | | | |
| Apr. 25 | #21 LSU* | | | | | | | | | | | | | | | | | | | | |
| Apr. 26 | #21 LSU* | | | | | | | | | | | | | | | | | | | | |
| Apr. 30 | at Ole Miss* | | | | | | | | | | | | | | | | | | | | |
| May 1 | at Ole Miss* | | | | | | | | | | | | | | | | | | | | |
| May 2 | at Ole Miss* | | | | | | | | | | | | | | | | | | | | |

STANDOUT GAMES

| | 2026 | CAREER |
|------------------|------|--------|
| 5+ Strikeouts | -- | -- |
| 10+ Strikeouts | -- | -- |
| 2-run or less CG | -- | -- |

STREAKS

| | ACTIVE | CAREER |
|-------------------|--------|--------|
| Wins | 1 | 1 |
| Scoreless Innings | 2.0 | 2.0 |

| YEAR | ERA | W-L | APP | GS | CG | SHD | SV | IP | H | R | ER | BB | SO | 2B | 3B | HR | BF | B/AVG | WP | HP | PO | A | E | FLD |
|--------------|-------------|------------|----------|----------|----------|----------|----------|------------|----------|----------|----------|----------|----------|----------|----------|----------|----------|-------------|----------|----------|----------|----------|----------|-------------|
| 2025 | | | | | | | | | | | | | | | | | | | | | | | | |
| 2026 | 0.00 | 1-0 | 1 | 0 | 0 | 0 | 0 | 2.0 | 1 | 0 | 0 | 3 | 2 | 0 | 0 | 0 | 8 | .200 | 0 | 0 | 0 | 0 | 0 | .000 |
| TOTAL | 0.00 | 1-0 | 1 | 0 | 0 | 0 | 0 | 2.0 | 1 | 0 | 0 | 3 | 2 | 0 | 0 | 0 | 8 | .200 | 0 | 0 | 0 | 0 | 0 | .000 |

12

PAIGE ERNSTES C/INF

SOPHOMORE | 5-6 | R/R // NEW PALESTINE, IND. (NEW PALESTINE HS)



SEASON HIGHS

| | | |
|----------------|------|---|
| At-Bats | 4 | 2x, last, at Florida, 4/4/26 |
| Hits | 2 | at Florida, 4/4/26 |
| Runs Scored | 1 | 4x, last, South Carolina, 3/30/26 |
| Runs Batted In | 5 | at Florida, 4/4/26 |
| Doubles | 2 | at Florida, 4/4/26 |
| Home Runs | 1 | South Carolina, 3/30/26 |
| Walks | 1 | 6x, last, at Florida, 4/3/26 |
| Putouts | 10 | at Florida, 4/3/26 |
| Assists | 1 | 5x, last, at Florida, 4/4/26 |
| Hitting Streak | 2 gm | 2x, last, 2/13/26, Murray State to 2/13/26, Rutgers |

CAREER HIGHS

| | | |
|----------------|------|---|
| At-Bats | 4 | 3x, last, at Florida, 4/4/26 |
| Hits | 2 | 2x, last, at Florida, 4/4/26 |
| Runs Scored | 1 | 9x, last, South Carolina, 3/30/26 |
| Runs Batted In | 5 | at Florida, 4/4/26 |
| Doubles | 2 | at Florida, 4/4/26 |
| Home Runs | 1 | 3x, last, South Carolina, 3/30/26 |
| Walks | 1 | 15x, last, at Florida, 4/3/26 |
| Putouts | 10 | at Florida, 4/3/26 |
| Assists | 1 | 5x, last, at Florida, 4/4/26 |
| Hitting Streak | 2 gm | 5x, last, 2/13/26, Murray State to 2/13/26, Rutgers |

NOTEWORTHY

- » Has played in 33 games, making 16 starts at first base.
- » Batting .173 (9-for-52) on the year.
- » Recorded a career-high five RBIs with two doubles at **No. 5 Florida (4/4)**.
- » Hit her first home run of the season against **No. 23 South Carolina (3/30)** and drew a walk.
- » Singled as a pinch hitter against **UT Martin (3/25)**.
- » Was hit by a pitch as a pinch hitter at **No. 15 Georgia (3/21)**.
- » Drew an RBI walk vs. **Wofford (2/27)**.
- » Walked and was hit by a pitch while driving in a run against **Delaware State (2/21)**.
- » Recorded third career multi-RBI game against **Murray State (2/13)**.
- » Singled and walked vs. **New Mexico (2/7)**.
- » Doubled vs. **Wichita State (2/6)**.
- » Retired a **Shockers** runner at first after she returned to the wrong portion of the double base.
- » Played in 40 games, making four starts last year.
- » Hit .321 (9-for-28) as a pinch hitter with five extra-base hits and eight walks and all eight RBIs came as a pinch hitter.
- » Delivered a pinch-hit, go-ahead, two-run double in the NCAA Tournament win vs. **Washington (5/17/25)**.
- » Delivered the pinch-hit, walk-off RBI double in the win over **No. 1 Texas (3/28/25)**.

ERNSTES' GAME-BY-GAME STATS

| DATE | OPPONENT | POS | AB | R | H | RBI | 2B | 3B | HR | BB | SB | CS | HBP | SH | SF | GDP | K | PO | A | E | AVG |
|---------|------------------------|-------|----|---|---|-----|----|----|----|----|----|----|-----|----|----|-----|---|----|---|------|----------|
| Feb. 5 | at Baylor | *1B | 3 | 0 | 1 | 0 | 0 | 0 | 0 | 0 | 0 | 0 | 0 | 0 | 0 | 0 | 0 | 5 | 1 | 0 | .333 |
| Feb. 6 | vs. Northwestern State | *1B | 3 | 0 | 0 | 0 | 0 | 0 | 0 | 0 | 0 | 0 | 0 | 0 | 0 | 0 | 0 | 5 | 0 | 0 | .167 |
| Feb. 6 | vs. Wichita State | *1B | 3 | 0 | 1 | 0 | 1 | 0 | 0 | 0 | 0 | 0 | 0 | 0 | 0 | 0 | 6 | 0 | 0 | .222 | |
| Feb. 7 | vs. New Mexico | *1B | 3 | 0 | 1 | 0 | 0 | 0 | 1 | 0 | 0 | 0 | 0 | 0 | 0 | 0 | 0 | 1 | 0 | 0 | .250 |
| Feb. 10 | SOUTHERN MISS | *1B | 3 | 0 | 0 | 0 | 0 | 0 | 0 | 0 | 0 | 0 | 0 | 0 | 0 | 0 | 5 | 0 | 0 | .200 | |
| Feb. 13 | MURRAY STATE | *1B | 1 | 0 | 1 | 2 | 0 | 0 | 0 | 0 | 0 | 0 | 1 | 0 | 1 | 0 | 0 | 3 | 0 | 0 | .250 |
| Feb. 13 | RUTGERS | *1B | 4 | 0 | 1 | 1 | 0 | 0 | 0 | 0 | 0 | 0 | 0 | 0 | 0 | 0 | 1 | 9 | 0 | 0 | .250 |
| Feb. 14 | RUTGERS | *1B | 3 | 0 | 0 | 0 | 0 | 0 | 0 | 0 | 0 | 0 | 0 | 0 | 0 | 0 | 3 | 1 | 0 | .217 | |
| Feb. 14 | NORTH TEXAS | 1B | 0 | 0 | 0 | 0 | 0 | 0 | 0 | 0 | 0 | 0 | 0 | 0 | 0 | 0 | 0 | 0 | 0 | 0 | .217 |
| Feb. 15 | NORTH TEXAS | 1B | 0 | 1 | 0 | 0 | 0 | 0 | 0 | 1 | 0 | 0 | 0 | 0 | 0 | 0 | 0 | 0 | 0 | 0 | .217 |
| Feb. 18 | MEMPHIS | 1B | 2 | 0 | 0 | 0 | 0 | 0 | 0 | 0 | 0 | 0 | 0 | 0 | 0 | 0 | 4 | 0 | 0 | .200 | |
| Feb. 20 | BELMONT | PH | 1 | 0 | 0 | 0 | 0 | 0 | 0 | 0 | 0 | 0 | 0 | 0 | 0 | 0 | 1 | 0 | 0 | 0 | .192 |
| Feb. 20 | SAMFORD | 1B | 1 | 0 | 0 | 0 | 0 | 0 | 0 | 0 | 0 | 0 | 0 | 0 | 0 | 0 | 3 | 0 | 0 | .185 | |
| Feb. 21 | BELMONT | 1B | 1 | 0 | 0 | 0 | 0 | 0 | 0 | 0 | 0 | 0 | 0 | 0 | 0 | 0 | 3 | 0 | 0 | .179 | |
| Feb. 21 | DELAWARE STATE | *1B/C | 1 | 1 | 0 | 1 | 0 | 0 | 0 | 1 | 0 | 0 | 1 | 0 | 1 | 0 | 0 | 4 | 1 | 0 | .172 |
| Feb. 22 | DELAWARE STATE | | | | | | | | | | | | | | | | | | | | CANCELED |
| Feb. 25 | at Georgia Tech | PH/1B | 1 | 0 | 0 | 0 | 0 | 0 | 0 | 0 | 0 | 0 | 0 | 0 | 0 | 0 | 0 | 1 | 1 | 0 | .167 |
| Feb. 27 | vs. Wofford | 1B | 0 | 0 | 0 | 1 | 0 | 0 | 0 | 1 | 0 | 0 | 0 | 0 | 0 | 0 | 0 | 2 | 0 | 0 | .167 |
| Feb. 28 | vs. Georgia Southern | | | | | | | | | | | | | | | | | | | | DNP |
| Feb. 28 | at #25 Clemson | PH | 1 | 0 | 0 | 0 | 0 | 0 | 0 | 0 | 0 | 0 | 0 | 0 | 0 | 0 | 0 | 0 | 0 | 0 | .161 |
| Mar. 1 | at #25 Clemson | *1B | 1 | 0 | 0 | 0 | 0 | 0 | 0 | 0 | 0 | 0 | 0 | 0 | 0 | 0 | 5 | 0 | 0 | 0 | .156 |
| Mar. 4 | at UAB | PH/1B | 0 | 0 | 0 | 0 | 0 | 0 | 0 | 0 | 0 | 0 | 1 | 0 | 0 | 0 | 0 | 2 | 0 | 0 | .156 |
| Mar. 6 | vs. New Mexico | | | | | | | | | | | | | | | | | | | | DNP |
| Mar. 6 | at South Alabama | 1B | 0 | 0 | 0 | 0 | 0 | 0 | 0 | 0 | 0 | 0 | 0 | 0 | 0 | 0 | 0 | 2 | 0 | 0 | .156 |
| Mar. 7 | vs. New Mexico | PH/1B | 1 | 0 | 0 | 0 | 0 | 0 | 0 | 0 | 0 | 0 | 0 | 0 | 0 | 0 | 0 | 0 | 0 | 0 | .152 |
| Mar. 7 | vs. Samford | | | | | | | | | | | | | | | | | | | | DNP |
| Mar. 8 | at South Alabama | 1B | 0 | 0 | 0 | 0 | 0 | 0 | 0 | 0 | 0 | 0 | 0 | 0 | 0 | 0 | 0 | 1 | 0 | 0 | .152 |
| Mar. 10 | SOUTHEAST MISSOURI | | | | | | | | | | | | | | | | | | | | DNP |
| Mar. 10 | SOUTHEAST MISSOURI | 1B | 2 | 0 | 0 | 0 | 0 | 0 | 0 | 0 | 0 | 0 | 0 | 0 | 0 | 0 | 0 | 6 | 0 | 0 | .143 |
| Mar. 13 | #1 TENNESSEE* | | | | | | | | | | | | | | | | | | | | DNP |
| Mar. 14 | #1 TENNESSEE* | | | | | | | | | | | | | | | | | | | | DNP |
| Mar. 15 | #1 TENNESSEE* | | | | | | | | | | | | | | | | | | | | DNP |
| Mar. 18 | UAB | | | | | | | | | | | | | | | | | | | | DNP |
| Mar. 20 | at #15 Georgia* | | | | | | | | | | | | | | | | | | | | DNP |
| Mar. 21 | at #15 Georgia* | PH | 0 | 0 | 0 | 0 | 0 | 0 | 0 | 0 | 0 | 0 | 1 | 0 | 0 | 0 | 0 | 0 | 0 | 0 | .143 |
| Mar. 22 | at #15 Georgia* | PH | 1 | 0 | 0 | 0 | 0 | 0 | 0 | 0 | 0 | 0 | 0 | 0 | 0 | 0 | 1 | 0 | 0 | 0 | .139 |
| Mar. 25 | UT MARTIN | PH/1B | 2 | 1 | 1 | 0 | 0 | 0 | 0 | 0 | 0 | 0 | 0 | 0 | 0 | 0 | 0 | 6 | 0 | 0 | .158 |
| Mar. 28 | #23 SOUTH CAROLINA* | PH/1B | 2 | 0 | 0 | 0 | 0 | 0 | 0 | 0 | 0 | 0 | 0 | 0 | 0 | 0 | 0 | 1 | 0 | 0 | .150 |
| Mar. 29 | #23 SOUTH CAROLINA* | *1B | 2 | 0 | 0 | 0 | 0 | 0 | 0 | 0 | 0 | 0 | 0 | 1 | 0 | 0 | 0 | 7 | 0 | 0 | .143 |
| Mar. 30 | #23 SOUTH CAROLINA* | *1B | 2 | 1 | 1 | 1 | 0 | 0 | 0 | 1 | 1 | 0 | 0 | 0 | 0 | 0 | 0 | 5 | 0 | 0 | .159 |
| Apr. 3 | at #5 Florida* | *1B | 2 | 0 | 0 | 0 | 0 | 0 | 0 | 1 | 0 | 0 | 0 | 0 | 0 | 0 | 1 | 10 | 0 | 0 | .152 |
| Apr. 4 | at #5 Florida* | *1B | 4 | 0 | 2 | 5 | 2 | 0 | 0 | 0 | 0 | 0 | 0 | 0 | 0 | 0 | 0 | 3 | 1 | 0 | .180 |
| Apr. 5 | at #5 Florida* | *1B | 2 | 0 | 0 | 0 | 0 | 0 | 0 | 0 | 0 | 0 | 1 | 0 | 0 | 0 | 0 | 3 | 0 | 0 | .173 |
| Apr. 10 | #8 ARKANSAS* | | | | | | | | | | | | | | | | | | | | |
| Apr. 11 | #8 ARKANSAS* | | | | | | | | | | | | | | | | | | | | |
| Apr. 12 | #8 ARKANSAS* | | | | | | | | | | | | | | | | | | | | |
| Apr. 17 | at #14 Texas A&M* | | | | | | | | | | | | | | | | | | | | |
| Apr. 18 | at #14 Texas A&M* | | | | | | | | | | | | | | | | | | | | |
| Apr. 19 | at #14 Texas A&M* | | | | | | | | | | | | | | | | | | | | |
| Apr. 24 | #21 LSU* | | | | | | | | | | | | | | | | | | | | |
| Apr. 25 | #21 LSU* | | | | | | | | | | | | | | | | | | | | |
| Apr. 26 | #21 LSU* | | | | | | | | | | | | | | | | | | | | |
| Apr. 30 | at Ole Miss* | | | | | | | | | | | | | | | | | | | | |
| May 1 | at Ole Miss* | | | | | | | | | | | | | | | | | | | | |
| May 2 | at Ole Miss* | | | | | | | | | | | | | | | | | | | | |

MULTI-HIT GAMES

| | 2 | 3 | 4 | 5+ | TOTAL |
|--------------|----------|-----------|-----------|-----------|----------|
| 2025 | 1 | -- | -- | -- | 1 |
| 2026 | 1 | -- | -- | -- | 1 |
| TOTAL | 2 | -- | -- | -- | 2 |

MULTI-RBI GAMES

| | 2 | 3 | 4 | 5+ | TOTAL |
|--------------|----------|----------|-----------|-----------|----------|
| 2025 | 1 | 1 | -- | -- | 2 |
| 2026 | 1 | -- | -- | 1 | 2 |
| TOTAL | 2 | 1 | -- | -- | 4 |

| | AVG | GP-GS | AB | R | H | 2B | 3B | HR | RBI | TB | SLG | BB | HBP | K | GDP | OBP | SF | SH | SB-SBA | PO | A | E | FLD |
|--------------|-------------|--------------|-----------|----------|-----------|----------|----------|----------|-----------|-----------|-------------|-----------|----------|-----------|----------|-------------|----------|----------|------------|------------|----------|----------|-------------|
| 2025 | .293 | 40-4 | 41 | 5 | 12 | 4 | 0 | 2 | 8 | 22 | .537 | 9 | 0 | 7 | 0 | .420 | 0 | 0 | 0-0 | 0 | 0 | 2 | .000 |
| 2026 | .173 | 33-16 | 52 | 4 | 9 | 3 | 0 | 1 | 11 | 15 | .288 | 6 | 5 | 4 | 0 | .308 | 2 | 1 | 0-0 | 105 | 5 | 0 | 1.000 |
| TOTAL | .226 | 73-20 | 93 | 9 | 21 | 7 | 0 | 3 | 19 | 37 | .398 | 15 | 5 | 11 | 0 | .357 | 2 | 1 | 0-0 | 105 | 5 | 2 | .982 |

13 MORGAN BERNARDINI OF

SENIOR | R/R | 5-6 // ELKVILLE, ILL. (ELVERADO HS)



SEASON HIGHS

| | | |
|----------------|------|--|
| At-Bats | 4 | at Georgia Tech, 2/25/26 |
| Hits | 2 | 5x, last, South Carolina, 3/28/26 |
| Runs Scored | 2 | Delaware State, 2/21/26 |
| Runs Batted In | 4 | Memphis, 2/18/25 |
| Doubles | 2 | Delaware State, 2/21/26 |
| Triples | 1 | vs. Wofford, 2/27/26 |
| Home Runs | 1 | 3x, last, at Florida, 4/4/26 |
| Walks | 1 | 6x, last, UAB, 3/18/26 |
| Stolen Bases | | |
| Putouts | 3 | at Baylor, 2/5/26 |
| Assists | 1 | at Georgia, 3/22/26 |
| Hitting Streak | 8 gm | 2/20/26, Samford to 3/1/26, at Clemson |

CAREER HIGHS

| | | |
|----------------|------|--|
| At-Bats | 4 | 11x, last, at Georgia Tech, 2/25/26 |
| Hits | 3 | Samford, 2/18/25 |
| Runs Scored | 2 | 5x, last, Delaware State, 2/21/26 |
| Runs Batted In | 4 | 3x, last, Memphis, 2/18/25 |
| Doubles | 2 | Delaware State, 2/21/26 |
| Triples | 1 | vs. Wofford, 2/27/26 |
| Home Runs | 1 | 7x, last, at Florida 4/4/26 |
| Walks | 2 | Auburn, 3/10/25 |
| Stolen Bases | 1 | 4x, last, Southern Miss, 3/26/25 |
| Putouts | 7 | Texas, 3/30/25 |
| Assists | 1 | 2x, last, at Georgia, 3/22/26 |
| Hitting Streak | 8 gm | 2/20/26, Samford to 3/1/26, at Clemson |

NOTEWORTHY

- » Has started 41 of 42 games in left field.
- » Batting .276 (29-for-105) on the year.
- » Third on the team in RBIs (23) and doubles (7).
- » Hit her third homer of the year at **No. 5 Florida (4/4)**.
- » Posted her fifth multi-hit game of the year against **No. 23 South Carolina (3/28)**.
- » Doubled against **UT Martin (3/25)**.
- » Reached twice on a single and hit-by-pitch at **No. 15 Georgia (3/20)**.
- » Picked up a double against **UAB (3/18)**.
- » Went 2-for-3 with a walk at **South Alabama (3/8)**.
- » Hit a two-run double vs. **New Mexico (3/7)**.
- » Extended her hitting streak to a career-long eight games at **No. 25 Clemson (3/1)**.
- » Hit her first career triple to drive in a run vs. **Wofford (2/27)** and added a sacrifice fly.
- » Hit a three-run homer at **Georgia Tech (2/25)** as part of a two-hit day.
- » Collected two doubles with two RBIs against **Delaware State (2/21)**.
- » Went 2-for-3 against **Samford (2/20)**.
- » Hit a grand slam against **Memphis (2/18)** for a career-high-tying four RBIs.
- » Provided a sacrifice fly in the win over **North Texas (2/15)**.
- » Added a double the following day against **Rutgers (2/14)**.
- » Doubled and walked against **Murray State (2/13)**.
- » Singled home two runs in the win vs. **New Mexico (2/7)**.

BERNARDINI'S GAME-BY-GAME STATS

| DATE | OPPONENT | POS | AB | R | H | RBI | 2B | 3B | HR | BB | SB | CS | HBP | SH | SF | GDP | K | PO | A | E | AVG | |
|---------|------------------------|--------|----|---|---|-----|----|----|----|----|----|----|-----|----|----|-----|---|----|---|---|-----|----------|
| Feb. 5 | at Baylor | *LF | 3 | 0 | 1 | 0 | 0 | 0 | 0 | 0 | 0 | 0 | 0 | 0 | 0 | 0 | 0 | 1 | 3 | 0 | 0 | .333 |
| Feb. 6 | vs. Northwestern State | *LF | 3 | 0 | 0 | 1 | 0 | 0 | 0 | 0 | 0 | 0 | 0 | 0 | 0 | 0 | 0 | 2 | 0 | 0 | 0 | .167 |
| Feb. 6 | vs. Wichita State | *LF | 3 | 0 | 0 | 0 | 0 | 0 | 0 | 0 | 0 | 0 | 0 | 0 | 0 | 0 | 0 | 2 | 0 | 0 | 0 | .111 |
| Feb. 7 | vs. New Mexico | *LF/DP | 3 | 0 | 1 | 2 | 0 | 0 | 0 | 0 | 0 | 0 | 0 | 0 | 0 | 0 | 0 | 0 | 0 | 0 | 0 | .167 |
| Feb. 10 | SOUTHERN MISS | *LF | 2 | 0 | 0 | 0 | 0 | 0 | 0 | 0 | 0 | 0 | 0 | 0 | 0 | 0 | 0 | 1 | 0 | 0 | 0 | .143 |
| Feb. 13 | MURRAY STATE | *LF | 1 | 0 | 1 | 1 | 1 | 0 | 0 | 1 | 0 | 0 | 0 | 0 | 0 | 0 | 0 | 0 | 0 | 0 | 0 | .200 |
| Feb. 13 | RUTGERS | | | | | | | | | | | | | | | | | | | | | DNP |
| Feb. 14 | RUTGERS | *LF/DP | 3 | 1 | 1 | 0 | 1 | 0 | 0 | 0 | 0 | 0 | 0 | 0 | 0 | 0 | 0 | 1 | 0 | 0 | 0 | .222 |
| Feb. 14 | NORTH TEXAS | *LF/DP | 3 | 0 | 0 | 0 | 0 | 0 | 0 | 0 | 0 | 0 | 0 | 0 | 0 | 0 | 0 | 0 | 0 | 0 | 0 | .190 |
| Feb. 15 | NORTH TEXAS | *LF | 1 | 0 | 0 | 1 | 0 | 0 | 0 | 0 | 0 | 0 | 0 | 1 | 0 | 0 | 0 | 1 | 0 | 0 | 0 | .182 |
| Feb. 18 | MEMPHIS | *LF/DP | 3 | 1 | 1 | 4 | 0 | 0 | 1 | 0 | 0 | 0 | 0 | 0 | 0 | 1 | 1 | 0 | 0 | 0 | 0 | .200 |
| Feb. 20 | BELMONT | *LF | 1 | 0 | 0 | 0 | 0 | 0 | 0 | 0 | 0 | 0 | 1 | 0 | 0 | 0 | 0 | 0 | 0 | 0 | 0 | .192 |
| Feb. 20 | SAMFORD | *LF/DP | 3 | 0 | 2 | 1 | 0 | 0 | 0 | 0 | 0 | 0 | 0 | 0 | 0 | 0 | 0 | 1 | 0 | 0 | 0 | .241 |
| Feb. 21 | BELMONT | *LF/DP | 2 | 0 | 1 | 0 | 0 | 0 | 0 | 1 | 0 | 0 | 0 | 0 | 0 | 0 | 0 | 0 | 0 | 0 | 0 | .258 |
| Feb. 21 | DELAWARE STATE | *LF | 2 | 2 | 2 | 2 | 2 | 0 | 0 | 0 | 0 | 0 | 0 | 0 | 0 | 0 | 0 | 0 | 0 | 0 | 0 | .303 |
| Feb. 22 | DELAWARE STATE | | | | | | | | | | | | | | | | | | | | | CANCELED |
| Feb. 25 | at Georgia Tech | *LF | 4 | 1 | 2 | 3 | 0 | 0 | 1 | 0 | 0 | 0 | 0 | 0 | 0 | 0 | 0 | 1 | 0 | 0 | 0 | .324 |
| Feb. 27 | vs. Wofford | *LF | 2 | 1 | 1 | 2 | 0 | 1 | 0 | 0 | 0 | 0 | 0 | 1 | 0 | 0 | 0 | 1 | 0 | 0 | 0 | .333 |
| Feb. 28 | vs. Georgia Southern | *LF | 2 | 0 | 1 | 0 | 0 | 0 | 0 | 0 | 0 | 0 | 0 | 0 | 0 | 0 | 0 | 1 | 0 | 0 | 0 | .341 |
| Feb. 28 | at #25 Clemson | *LF/DP | 3 | 0 | 1 | 0 | 0 | 0 | 0 | 0 | 0 | 0 | 0 | 0 | 0 | 0 | 0 | 1 | 0 | 0 | 0 | .341 |
| Mar. 1 | at #25 Clemson | *LF | 3 | 0 | 1 | 0 | 0 | 0 | 0 | 0 | 0 | 0 | 0 | 0 | 0 | 0 | 0 | 2 | 0 | 0 | 0 | .340 |
| Mar. 4 | at UAB | *LF | 3 | 0 | 0 | 0 | 0 | 0 | 0 | 0 | 0 | 0 | 0 | 0 | 0 | 0 | 0 | 0 | 0 | 0 | 0 | .320 |
| Mar. 6 | vs. New Mexico | *LF | 3 | 0 | 0 | 0 | 0 | 0 | 0 | 0 | 0 | 0 | 0 | 0 | 0 | 0 | 1 | 1 | 0 | 0 | 0 | .302 |
| Mar. 6 | at South Alabama | *LF | 3 | 0 | 1 | 1 | 0 | 0 | 0 | 0 | 0 | 0 | 0 | 0 | 0 | 0 | 1 | 0 | 0 | 0 | 0 | .304 |
| Mar. 7 | vs. New Mexico | *LF | 3 | 0 | 1 | 2 | 1 | 0 | 0 | 0 | 0 | 0 | 0 | 0 | 0 | 0 | 0 | 0 | 0 | 0 | 0 | .305 |
| Mar. 7 | vs. Samford | *LF | 2 | 1 | 1 | 0 | 0 | 0 | 0 | 1 | 0 | 0 | 0 | 0 | 0 | 0 | 0 | 0 | 0 | 0 | 0 | .311 |
| Mar. 8 | at South Alabama | *LF/DP | 3 | 0 | 2 | 0 | 0 | 0 | 0 | 0 | 0 | 0 | 0 | 0 | 0 | 0 | 0 | 0 | 0 | 0 | 0 | .328 |
| Mar. 10 | SOUTHEAST MISSOURI | *LF | 2 | 0 | 0 | 1 | 0 | 0 | 0 | 0 | 0 | 0 | 0 | 0 | 0 | 0 | 0 | 0 | 0 | 0 | 0 | .318 |
| Mar. 10 | SOUTHEAST MISSOURI | *LF | 1 | 0 | 0 | 0 | 0 | 0 | 0 | 1 | 0 | 0 | 0 | 0 | 0 | 0 | 0 | 0 | 0 | 0 | 0 | .313 |
| Mar. 13 | #1 TENNESSEE* | *LF | 3 | 0 | 0 | 0 | 0 | 0 | 0 | 0 | 0 | 0 | 0 | 0 | 0 | 0 | 0 | 0 | 0 | 0 | 0 | .300 |
| Mar. 14 | #1 TENNESSEE* | *LF | 3 | 0 | 0 | 0 | 0 | 0 | 0 | 0 | 0 | 0 | 0 | 0 | 0 | 0 | 1 | 0 | 0 | 0 | 0 | .288 |
| Mar. 15 | #1 TENNESSEE* | *LF/DP | 3 | 0 | 0 | 0 | 0 | 0 | 0 | 0 | 0 | 0 | 0 | 0 | 0 | 0 | 2 | 2 | 0 | 0 | 0 | .276 |
| Mar. 18 | UAB | *LF | 2 | 0 | 1 | 1 | 1 | 0 | 0 | 1 | 0 | 0 | 0 | 0 | 0 | 0 | 0 | 0 | 0 | 0 | 0 | .282 |
| Mar. 20 | at #15 Georgia* | *LF/DP | 3 | 0 | 1 | 0 | 0 | 0 | 0 | 0 | 0 | 0 | 0 | 1 | 0 | 0 | 0 | 1 | 0 | 0 | 0 | .284 |
| Mar. 21 | at #15 Georgia* | *LF/DP | 3 | 0 | 0 | 0 | 0 | 0 | 0 | 0 | 0 | 0 | 0 | 0 | 0 | 0 | 0 | 1 | 1 | 0 | 0 | .274 |
| Mar. 22 | at #15 Georgia* | *LF | 2 | 0 | 0 | 0 | 0 | 0 | 0 | 0 | 0 | 0 | 0 | 0 | 0 | 0 | 1 | 0 | 1 | 0 | 0 | .267 |
| Mar. 25 | UT MARTIN | *LF | 2 | 0 | 1 | 0 | 1 | 0 | 0 | 0 | 0 | 0 | 0 | 0 | 0 | 0 | 0 | 0 | 0 | 0 | 0 | .273 |
| Mar. 28 | #23 SOUTH CAROLINA* | *LF | 3 | 0 | 2 | 0 | 0 | 0 | 0 | 0 | 0 | 0 | 0 | 0 | 0 | 0 | 0 | 1 | 0 | 0 | 0 | .286 |
| Mar. 29 | #23 SOUTH CAROLINA* | *LF | 3 | 0 | 0 | 0 | 0 | 0 | 0 | 0 | 0 | 0 | 0 | 0 | 0 | 0 | 0 | 1 | 0 | 0 | 0 | .277 |
| Mar. 30 | #23 SOUTH CAROLINA* | *LF | 2 | 0 | 1 | 0 | 0 | 0 | 0 | 0 | 0 | 0 | 0 | 0 | 0 | 0 | 0 | 0 | 0 | 0 | 0 | .281 |
| Apr. 3 | at #5 Florida* | *LF | 3 | 0 | 1 | 0 | 0 | 0 | 0 | 0 | 0 | 0 | 0 | 0 | 0 | 1 | 0 | 0 | 0 | 0 | 0 | .283 |
| Apr. 4 | at #5 Florida* | *LF | 3 | 1 | 1 | 1 | 0 | 0 | 1 | 0 | 0 | 0 | 0 | 0 | 0 | 0 | 0 | 1 | 0 | 0 | 0 | .284 |
| Apr. 5 | at #5 Florida* | *LF | 3 | 0 | 0 | 0 | 0 | 0 | 0 | 0 | 0 | 0 | 0 | 0 | 0 | 0 | 0 | 2 | 0 | 0 | 0 | .276 |
| Apr. 10 | #8 ARKANSAS* | | | | | | | | | | | | | | | | | | | | | |
| Apr. 11 | #8 ARKANSAS* | | | | | | | | | | | | | | | | | | | | | |
| Apr. 12 | #8 ARKANSAS* | | | | | | | | | | | | | | | | | | | | | |
| Apr. 17 | at #14 Texas A&M* | | | | | | | | | | | | | | | | | | | | | |
| Apr. 18 | at #14 Texas A&M* | | | | | | | | | | | | | | | | | | | | | |
| Apr. 19 | at #14 Texas A&M* | | | | | | | | | | | | | | | | | | | | | |
| Apr. 24 | #21 LSU* | | | | | | | | | | | | | | | | | | | | | |
| Apr. 25 | #21 LSU* | | | | | | | | | | | | | | | | | | | | | |
| Apr. 26 | #21 LSU* | | | | | | | | | | | | | | | | | | | | | |
| Apr. 30 | at Ole Miss* | | | | | | | | | | | | | | | | | | | | | |
| May 1 | at Ole Miss* | | | | | | | | | | | | | | | | | | | | | |
| May 2 | at Ole Miss* | | | | | | | | | | | | | | | | | | | | | |

MULTI-HIT GAMES

| | 2 | 3 | 4 | 5+ | TOTAL |
|--------------|-----------|----------|-----------|-----------|-----------|
| 2023 | -- | -- | -- | -- | 0 |
| 2024 | -- | -- | -- | -- | 0 |
| 2025 | 9 | 1 | -- | -- | 10 |
| 2026 | 5 | -- | -- | -- | 5 |
| TOTAL | 14 | 1 | -- | -- | 15 |

MULTI-RBI GAMES

| | 2 | 3 | 4 | 5+ | TOTAL |
|--------------|----------|----------|----------|-----------|-----------|
| 2023 | -- | -- | -- | -- | 0 |
| 2024 | -- | -- | -- | -- | 0 |
| 2025 | 4 | 1 | 2 | -- | 7 |
| 2026 | 4 | 1 | 1 | -- | 6 |
| TOTAL | 8 | 2 | 3 | -- | 13 |

| | AVG | GP-BS | AB | R | H | 2B | 3B |
|--|-----|-------|----|---|---|----|----|
|--|-----|-------|----|---|---|----|----|



17

LEILA AMMON P

SOPHOMORE | R/R | 5-11 // GULF BREEZE, FLA. (GULF BREEZE HS / MIDDLE TENNESSEE)

SEASON HIGHS

| | | |
|----------------|-----|-------------------------------|
| Innings | 7.0 | North Texas, 2/14/26 |
| Longest Start | 7.0 | North Texas, 2/14/26 |
| Shortest Start | 1.0 | at Florida, 4/5/26 |
| Longest Relief | 2.0 | 2x, last, at Georgia, 3/22/26 |
| Strikeouts | 10 | North Texas, 2/14/26 |
| Walks | 4 | vs. Wichita State, 2/6/26 |
| Hits | 4 | vs. Wofford, 2/27/26 |
| Runs | 4 | at Florida, 4/5/26 |
| Earned Runs | 3 | at Florida, 4/5/26 |
| Pitch Count | 80 | at UAB, 3/4/26 |
| Putouts | 1 | vs. Wichita State, 2/6/26 |
| Assists | 4 | Memphis, 2/18/26 |

CAREER HIGHS

| | | |
|---------------------|-----|--|
| Innings | 7.0 | 6x, last, North Texas, 2/14/26 |
| Longest Start | 7.0 | 6x, last, North Texas, 2/14/26 |
| Shortest Start | 1.0 | at Florida, 4/5/26 |
| Longest Relief | 4.2 | at Austin Peay, 2/26/25 |
| Strikeouts | 10 | 2x, last, North Texas, 2/14/26 |
| Walks | 6 | 2x, last, Jacksonville State, 4/19/25 |
| Hits Allowed | 11 | at Louisiana Tech, 3/21/25 |
| Runs Allowed | 9 | Jacksonville, 2/22/25 |
| Earned Runs Allowed | 6 | 2x, last, at New Mexico State, 4/27/25 |
| Pitch Count | 126 | Illinois State, 2/28/25 |
| Putouts | 1 | 4x, last, North Texas, 2/14/26 |
| Assists | 4 | 2x, last, Memphis, 2/18/26 |

NOTEWORTHY

- » Has made 16 appearances with 11 starts.
- » Leads team with a 1.18 ERA, which is sixth nationally, and second on the team with a .152 batting average against.
- » Ranks third nationally with a 0.69 WHIP and is 10th with a 6.56 strikeout-to-walk ratio.
- » Second nationally in fielding independent pitching (0.99).
- » Improved to 8-0 against **No. 23 South Carolina (3/30)** with a scoreless inning in relief.
- » Threw a scoreless inning in relief at **No. 15 Georgia (3/20)**.
- » Struck out four in 3.0 innings against **No. 1 Tennessee (3/15)**.
- » Threw the 27th no-hitter in school history against **SE Missouri (3/10)** while striking out seven.
- » Struck out five in 4.0 scoreless innings vs. **New Mexico (3/7)**.
- » Threw 6.0 innings at **UAB (3/4)** without allowing an earned run while striking out seven.
- » Struck out five over 4.1 innings vs. **Wofford (2/27)**.
- » Struck out four in 2.0 innings against **Delaware State (2/21)**.
- » Struck out six in 5.0 innings against **Memphis (2/18)** to pick up her third straight win.
- » Threw a complete-game one-hitter against **North Texas (2/14)**, while striking out a career-high 10 batters.
- » Picked up her first Bulldog win against **Southern Miss (2/10)** with six strikeouts in 5.0 shutout innings.
- » Allowed one run in 4.0 innings vs. **Wichita State (2/6)**.
- » Earned Conference USA All-Freshman Team honors last spring.

AMMON'S GAME-BY-GAME STATS

| DATE | OPPONENT | GS | DEC | IP | H | R | ER | BB | SO | 2B | 3B | HR | WP | HBP | IBB | BF | PC | ERA | PO | A | E |
|---------|------------------------|----|-----|-----|---|---|----|----|----|----|----|----|----|-----|-----|----|----|------|----|---|---|
| Feb. 5 | at Baylor | | DNP | | | | | | | | | | | | | | | | | | |
| Feb. 6 | vs. Northwestern State | | DNP | | | | | | | | | | | | | | | | | | |
| Feb. 6 | vs. Wichita State | * | -- | 4.0 | 2 | 1 | 1 | 4 | 1 | 0 | 0 | 0 | 0 | 0 | 0 | 15 | 57 | 1.75 | 1 | 1 | 0 |
| Feb. 7 | vs. New Mexico | | DNP | | | | | | | | | | | | | | | | | | |
| Feb. 10 | SOUTHERN MISS | * | W | 5.0 | 3 | 0 | 0 | 0 | 6 | 1 | 0 | 0 | 0 | 0 | 0 | 18 | 59 | 0.78 | 0 | 2 | 0 |
| Feb. 13 | MURRAY STATE | | DNP | | | | | | | | | | | | | | | | | | |
| Feb. 13 | RUTGERS | | DNP | | | | | | | | | | | | | | | | | | |
| Feb. 14 | RUTGERS | | DNP | | | | | | | | | | | | | | | | | | |
| Feb. 14 | NORTH TEXAS | * | W | 7.0 | 1 | 1 | 1 | 0 | 10 | 0 | 0 | 0 | 1 | 0 | 0 | 22 | 77 | 0.88 | 0 | 1 | 0 |
| Feb. 15 | NORTH TEXAS | | DNP | | | | | | | | | | | | | | | | | | |
| Feb. 18 | MEMPHIS | * | W | 5.0 | 2 | 1 | 1 | 0 | 6 | 1 | 0 | 1 | 0 | 0 | 0 | 18 | 70 | 1.00 | 0 | 4 | 0 |
| Feb. 20 | BELMONT | | DNP | | | | | | | | | | | | | | | | | | |
| Feb. 20 | SAMFORD | | DNP | | | | | | | | | | | | | | | | | | |
| Feb. 21 | BELMONT | | DNP | | | | | | | | | | | | | | | | | | |
| Feb. 21 | DELAWARE STATE | * | -- | 2.0 | 0 | 0 | 0 | 0 | 4 | 0 | 0 | 0 | 0 | 0 | 0 | 6 | 21 | 0.91 | 0 | 0 | 0 |
| Feb. 22 | DELAWARE STATE | | | | | | | | | | | | | | | | | | | | |
| Feb. 25 | at Georgia Tech | | DNP | | | | | | | | | | | | | | | | | | |
| Feb. 27 | vs. Wofford | * | W | 4.1 | 4 | 1 | 1 | 0 | 5 | 2 | 0 | 0 | 0 | 0 | 0 | 17 | 55 | 1.02 | 0 | 1 | 0 |
| Feb. 28 | vs. Georgia Southern | | DNP | | | | | | | | | | | | | | | | | | |
| Feb. 28 | at #25 Clemson | | -- | 2.0 | 1 | 0 | 0 | 0 | 2 | 1 | 0 | 0 | 0 | 0 | 0 | 7 | 25 | 0.95 | 0 | 0 | 0 |
| Mar. 1 | at #25 Clemson | | DNP | | | | | | | | | | | | | | | | | | |
| Mar. 4 | at UAB | * | W | 6.0 | 3 | 1 | 0 | 0 | 7 | 0 | 1 | 0 | 1 | 0 | 0 | 21 | 80 | 0.79 | 0 | 1 | 1 |
| Mar. 6 | vs. New Mexico | | DNP | | | | | | | | | | | | | | | | | | |
| Mar. 6 | at South Alabama | | DNP | | | | | | | | | | | | | | | | | | |
| Mar. 7 | vs. New Mexico | * | W | 4.0 | 3 | 0 | 0 | 0 | 5 | 0 | 0 | 0 | 0 | 0 | 0 | 15 | 56 | 0.71 | 0 | 1 | 0 |
| Mar. 7 | vs. Samford | | DNP | | | | | | | | | | | | | | | | | | |
| Mar. 8 | at South Alabama | | -- | 1.0 | 1 | 0 | 0 | 0 | 0 | 0 | 0 | 0 | 0 | 0 | 0 | 4 | 13 | 0.69 | 0 | 0 | 0 |
| Mar. 10 | SOUTHEAST MISSOURI | * | W | 5.0 | 0 | 0 | 0 | 0 | 7 | 0 | 0 | 0 | 0 | 0 | 0 | 16 | 56 | 0.62 | 0 | 1 | 0 |
| Mar. 10 | SOUTHEAST MISSOURI | | DNP | | | | | | | | | | | | | | | | | | |
| Mar. 13 | #1 TENNESSEE* | | DNP | | | | | | | | | | | | | | | | | | |
| Mar. 14 | #1 TENNESSEE* | | DNP | | | | | | | | | | | | | | | | | | |
| Mar. 15 | #1 TENNESSEE* | * | -- | 3.0 | 1 | 1 | 1 | 2 | 4 | 1 | 0 | 0 | 1 | 0 | 0 | 12 | 38 | 0.72 | 0 | 2 | 0 |
| Mar. 18 | UAB | | DNP | | | | | | | | | | | | | | | | | | |
| Mar. 20 | at #15 Georgia* | | -- | 1.0 | 0 | 0 | 0 | 0 | 0 | 0 | 0 | 0 | 0 | 0 | 0 | 3 | 9 | 0.71 | 0 | 0 | 0 |
| Mar. 21 | at #15 Georgia* | | DNP | | | | | | | | | | | | | | | | | | |
| Mar. 22 | at #15 Georgia* | | -- | 2.0 | 2 | 1 | 1 | 1 | 0 | 0 | 0 | 0 | 0 | 0 | 0 | 9 | 40 | 0.82 | 0 | 0 | 0 |
| Mar. 25 | UT MARTIN | | DNP | | | | | | | | | | | | | | | | | | |
| Mar. 28 | #23 SOUTH CAROLINA* | | DNP | | | | | | | | | | | | | | | | | | |
| Mar. 29 | #23 SOUTH CAROLINA* | | DNP | | | | | | | | | | | | | | | | | | |
| Mar. 30 | #23 SOUTH CAROLINA* | W | 1.0 | 2 | 0 | 0 | 0 | 0 | 1 | 1 | 0 | 0 | 0 | 0 | 0 | 5 | 18 | 0.80 | 0 | 0 | 0 |
| Apr. 3 | at #5 Florida* | | DNP | | | | | | | | | | | | | | | | | | |
| Apr. 4 | at #5 Florida* | | DNP | | | | | | | | | | | | | | | | | | |
| Apr. 5 | at #5 Florida* | * | -- | 1.0 | 3 | 4 | 3 | 2 | 1 | 1 | 0 | 0 | 0 | 0 | 0 | 9 | 30 | 1.18 | 0 | 0 | 1 |
| Apr. 10 | #8 ARKANSAS* | | | | | | | | | | | | | | | | | | | | |
| Apr. 11 | #8 ARKANSAS* | | | | | | | | | | | | | | | | | | | | |
| Apr. 12 | #8 ARKANSAS* | | | | | | | | | | | | | | | | | | | | |
| Apr. 17 | at #14 Texas A&M* | | | | | | | | | | | | | | | | | | | | |
| Apr. 18 | at #14 Texas A&M* | | | | | | | | | | | | | | | | | | | | |
| Apr. 19 | at #14 Texas A&M* | | | | | | | | | | | | | | | | | | | | |
| Apr. 24 | #21 LSU* | | | | | | | | | | | | | | | | | | | | |
| Apr. 25 | #21 LSU* | | | | | | | | | | | | | | | | | | | | |
| Apr. 26 | #21 LSU* | | | | | | | | | | | | | | | | | | | | |
| Apr. 30 | at Ole Miss* | | | | | | | | | | | | | | | | | | | | |
| May 1 | at Ole Miss* | | | | | | | | | | | | | | | | | | | | |
| May 2 | at Ole Miss* | | | | | | | | | | | | | | | | | | | | |

STANDOUT GAMES

| | 2026 | CAREER |
|------------------|------|--------|
| 5+ Strikeouts | 7 | 13 |
| 10+ Strikeouts | 1 | 2 |
| 2-run or less CG | 2 | 7 |

STREAKS

| | ACTIVE | CAREER |
|-------------------|--------|--------|
| Wins | -- | 3 |
| Scoreless Innings | -- | 16.1 |

| | ERA | W-L | APP | GS | CG | SHD | SV | IP | H | R | ER | BB | SO | 2B | 3B | HR | BF | B/AVG | WP | HP | PO | A | E | FLD |
|--------------|-------------|--------------|-----------|-----------|-----------|----------|----------|--------------|------------|-----------|-----------|-----------|------------|-----------|----------|-----------|------------|-------------|----------|----------|----------|-----------|----------|-------------|
| 2025* | 3.12 | 9-10 | 30 | 21 | 8 | 1 | 1 | 136.2 | 162 | 87 | 61 | 49 | 91 | 27 | 1 | 12 | 639 | .283 | 6 | 2 | 2 | 19 | 7 | .750 |
| 2026 | 1.18 | 8-0 | 16 | 11 | 2 | 1 | 0 | 53.1 | 28 | 11 | 9 | 9 | 59 | 8 | 1 | 1 | 197 | .152 | 3 | 0 | 1 | 14 | 2 | .882 |
| TOTAL | 2.58 | 17-10 | 46 | 32 | 10 | 2 | 1 | 190.0 | 190 | 98 | 70 | 58 | 150 | 35 | 2 | 13 | 836 | .251 | 9 | 2 | 3 | 33 | 9 | .800 |

* at Middle Tennessee

@HAILSTATESB



19

ANNA CARDER C

SENIOR | L/R | 5-5 // ATHENS, ALA. (ATHENS HS / SOUTHERN ILLINOIS)

SEASON HIGHS

| | | |
|----------------|------|--|
| At-Bats | 4 | at Florida, 4/4/26 |
| Hits | 2 | 2x, last, at Florida, 4/3/26 |
| Runs Scored | 1 | 6x, last, at Florida, 4/4/26 |
| Runs Batted In | 2 | vs. New Mexico, 2/7/26 |
| Doubles | 1 | South Carolina, 3/30/26 |
| Triples | | |
| Home Runs | | |
| Walks | 2 | 2x, last, Rutgers, 2/13/26 |
| Stolen Bases | | |
| Putouts | 10 | 2x, last, North Texas, 2/15/26 |
| Assists | 1 | 4x, last, Southeast Missouri, 3/10/26 |
| Hitting Streak | 4 gm | 2/13/26, Rutgers to 2/15/26, North Texas |

CAREER HIGHS

| | | |
|----------------|------|--|
| At-Bats | 5 | at Evansville, 5/4/25 |
| Hits | 3 | 2x, last, Murray State, 4/27/25 |
| Runs Scored | 2 | 9x, last, Murray State, 4/26/25 |
| Runs Batted In | 4 | 2x, last, Missouri State, 3/19/25 |
| Doubles | 2 | 2x, last, Northern Kentucky, 2/24/23 |
| Triples | 1 | Baylor, 5/20/23 |
| Home Runs | 1 | 14x, last, Drake, 5/8/25 |
| Walks | 3 | vs. North Carolina, 2/8/25 |
| Stolen Bases | 1 | 4x, last, at Evansville, 5/3/25 |
| Putouts | 11 | Missouri State, 3/18/25 |
| Assists | 3 | vs. Long Island, 2/10/23 |
| Hitting Streak | 4 gm | 2/13/26, Rutgers to 2/15/26, North Texas |

NOTEWORTHY

- » Has played in 34 games, making 27 starts between catcher and designated player.
- » Batting .270 (17-for-63) on the year.
- » Third on the team with 14 walks.
- » Recorded her second multi-hit game of the year at **No. 5 Florida (4/3)**.
- » Doubled against **No. 23 South Carolina (3/30)** for her first extra base hit of the season.
- » Singled as a pinch hitter at **No. 15 Georgia (3/22)**.
- » Singled and scored against **SE Missouri (3/10)** before walking in the second game.
- » Hit a sacrifice fly at **Georgia Tech (2/25)**.
- » Singled, walked and drove in a run against **Belmont (2/21)**.
- » Leads team in walks (12) Went 2-for-2 with an RBI against **North Texas (2/15)**.
- » Walked four times on the day and drove in two runs against **Murray State (2/13)** and **Rutgers (2/13)**.
- » Reached base safely in the first four games of the year at the **Gettner Classic (2/5-7)**.
- » Drove in two runs vs. **New Mexico (2/7)** with the help of a sacrifice fly.
- » Named 2025 MVC Defensive Player of the Year while at Southern Illinois along with earning First Team All-MVC honors.
- » Batted .390 (60-for-154), which led the team, with a .497 on-base percentage and .617 slugging percentage, which was eighth in the MVC.
- » Batting average was the ninth-best in program history.
- » 1.114 OPS ranked fifth in the MVC last spring.

CARDER'S GAME-BY-GAME STATS

| DATE | OPPONENT | POS | AB | R | H | RBI | 2B | 3B | HR | BB | SB | CS | HBP | SH | SF | GDP | K | PO | A | E | AVG | |
|---------|------------------------|-------|----|---|---|-----|----|----|----|----|----|----|-----|----|----|-----|---|----|---|---|-----|-------|
| Feb. 5 | at Baylor | *DP | 1 | 0 | 1 | 0 | 0 | 0 | 0 | 1 | 0 | 0 | 0 | 0 | 0 | 0 | 0 | 0 | 0 | 0 | 0 | 1.000 |
| Feb. 6 | vs. Northwestern State | *C | 3 | 1 | 1 | 1 | 0 | 0 | 0 | 1 | 0 | 0 | 0 | 0 | 0 | 0 | 0 | 8 | 0 | 0 | 0 | .500 |
| Feb. 6 | vs. Wichita State | PH | 1 | 0 | 1 | 0 | 0 | 0 | 0 | 0 | 0 | 0 | 0 | 0 | 0 | 0 | 0 | 0 | 0 | 0 | 0 | .600 |
| Feb. 7 | vs. New Mexico | *C | 1 | 0 | 0 | 2 | 0 | 0 | 0 | 1 | 0 | 0 | 0 | 0 | 1 | 0 | 0 | 9 | 0 | 0 | 0 | .500 |
| Feb. 10 | SOUTHERN MISS | PH | 1 | 0 | 0 | 0 | 0 | 0 | 0 | 0 | 0 | 0 | 0 | 0 | 0 | 0 | 0 | 0 | 0 | 0 | 0 | .429 |
| Feb. 13 | MURRAY STATE | *C | 1 | 1 | 0 | 1 | 0 | 0 | 0 | 2 | 0 | 0 | 0 | 0 | 0 | 0 | 0 | 10 | 0 | 0 | 0 | .375 |
| Feb. 13 | RUTGERS | *DP | 2 | 0 | 1 | 1 | 0 | 0 | 0 | 2 | 0 | 0 | 0 | 0 | 0 | 0 | 1 | 0 | 0 | 0 | 0 | .400 |
| Feb. 14 | RUTGERS | *DP | 3 | 0 | 1 | 0 | 0 | 0 | 0 | 1 | 0 | 0 | 0 | 0 | 0 | 0 | 1 | 0 | 0 | 0 | 0 | .385 |
| Feb. 14 | NORTH TEXAS | *C | 2 | 0 | 1 | 0 | 0 | 0 | 0 | 1 | 0 | 0 | 0 | 0 | 0 | 0 | 0 | 10 | 0 | 0 | 0 | .400 |
| Feb. 15 | NORTH TEXAS | *C/DP | 2 | 0 | 2 | 1 | 0 | 0 | 0 | 0 | 0 | 0 | 0 | 0 | 0 | 0 | 0 | 1 | 0 | 0 | 0 | .471 |
| Feb. 18 | MEMPHIS | *DP | 1 | 0 | 0 | 0 | 0 | 0 | 0 | 1 | 0 | 0 | 0 | 0 | 0 | 1 | 0 | 0 | 0 | 0 | 0 | .444 |
| Feb. 20 | BELMONT | *C | 3 | 0 | 1 | 0 | 0 | 0 | 0 | 0 | 0 | 0 | 0 | 0 | 0 | 0 | 1 | 9 | 1 | 0 | 0 | .429 |
| Feb. 20 | SAMFORD | *DP | 3 | 0 | 0 | 0 | 0 | 0 | 0 | 0 | 0 | 0 | 0 | 0 | 0 | 0 | 1 | 0 | 0 | 0 | 0 | .375 |
| Feb. 21 | BELMONT | *DP | 1 | 1 | 1 | 1 | 0 | 0 | 0 | 1 | 0 | 0 | 0 | 0 | 0 | 0 | 0 | 0 | 0 | 0 | 0 | .400 |
| Feb. 21 | DELAWARE STATE | *C | 1 | 1 | 0 | 0 | 0 | 0 | 0 | 1 | 0 | 0 | 0 | 0 | 0 | 0 | 0 | 5 | 1 | 0 | 0 | .385 |
| Feb. 22 | DELAWARE STATE | | | | | | | | | | | | | | | | | | | | | |
| Feb. 25 | at Georgia Tech | *DP | 2 | 0 | 0 | 1 | 0 | 0 | 0 | 0 | 0 | 0 | 0 | 0 | 1 | 0 | 1 | 0 | 0 | 0 | 0 | .357 |
| Feb. 27 | vs. Wofford | *DP | 2 | 0 | 0 | 0 | 0 | 0 | 0 | 1 | 0 | 0 | 0 | 0 | 0 | 1 | 0 | 0 | 0 | 0 | 0 | .333 |
| Feb. 28 | vs. Georgia Southern | *C | 3 | 0 | 0 | 0 | 0 | 0 | 0 | 0 | 0 | 0 | 0 | 0 | 0 | 0 | 2 | 8 | 0 | 0 | 0 | .303 |
| Feb. 28 | at #25 Clemson | *DP | 2 | 0 | 0 | 0 | 0 | 0 | 0 | 0 | 0 | 0 | 0 | 0 | 0 | 0 | 1 | 0 | 0 | 0 | 0 | .286 |
| Mar. 1 | at #25 Clemson | | | | | | | | | | | | | | | | | | | | | |
| Mar. 4 | at UAB | *DP/C | 3 | 0 | 1 | 0 | 0 | 0 | 0 | 0 | 0 | 0 | 0 | 0 | 0 | 0 | 0 | 0 | 0 | 0 | 0 | .289 |
| Mar. 6 | vs. New Mexico | *C | 2 | 0 | 0 | 0 | 0 | 0 | 0 | 0 | 0 | 0 | 0 | 0 | 0 | 0 | 1 | 4 | 1 | 0 | 0 | .275 |
| Mar. 6 | at South Alabama | | | | | | | | | | | | | | | | | | | | | |
| Mar. 7 | vs. New Mexico | *C | 2 | 0 | 0 | 0 | 0 | 0 | 0 | 0 | 0 | 0 | 0 | 0 | 0 | 0 | 2 | 9 | 0 | 0 | 0 | .262 |
| Mar. 7 | vs. Samford | | | | | | | | | | | | | | | | | | | | | |
| Mar. 8 | at South Alabama | | | | | | | | | | | | | | | | | | | | | |
| Mar. 10 | SOUTHEAST MISSOURI | *C | 2 | 1 | 1 | 0 | 0 | 0 | 0 | 0 | 0 | 0 | 0 | 0 | 0 | 0 | 0 | 6 | 1 | 0 | 0 | .273 |
| Mar. 10 | SOUTHEAST MISSOURI | PH | 0 | 0 | 0 | 0 | 0 | 0 | 0 | 1 | 0 | 0 | 0 | 0 | 0 | 0 | 0 | 0 | 0 | 0 | 0 | .273 |
| Mar. 13 | #1 TENNESSEE* | *DP | 2 | 0 | 0 | 0 | 0 | 0 | 0 | 0 | 0 | 0 | 0 | 0 | 0 | 0 | 1 | 0 | 0 | 0 | 0 | .261 |
| Mar. 14 | #1 TENNESSEE* | | | | | | | | | | | | | | | | | | | | | |
| Mar. 15 | #1 TENNESSEE* | | | | | | | | | | | | | | | | | | | | | |
| Mar. 18 | UAB | PH | 1 | 0 | 0 | 0 | 0 | 0 | 0 | 0 | 0 | 0 | 0 | 0 | 0 | 0 | 0 | 0 | 0 | 0 | 0 | .255 |
| Mar. 20 | at #15 Georgia* | *C | 1 | 0 | 0 | 0 | 0 | 0 | 0 | 0 | 0 | 0 | 0 | 0 | 0 | 0 | 0 | 4 | 0 | 0 | 0 | .250 |
| Mar. 21 | at #15 Georgia* | | | | | | | | | | | | | | | | | | | | | |
| Mar. 22 | at #15 Georgia* | PH | 1 | 0 | 1 | 0 | 0 | 0 | 0 | 0 | 0 | 0 | 0 | 0 | 0 | 0 | 0 | 0 | 0 | 0 | 0 | .265 |
| Mar. 25 | UT MARTIN | PH | 1 | 0 | 0 | 0 | 0 | 0 | 0 | 0 | 0 | 0 | 0 | 0 | 0 | 0 | 0 | 0 | 0 | 0 | 0 | .260 |
| Mar. 28 | #23 SOUTH CAROLINA* | PH | 1 | 0 | 0 | 0 | 0 | 0 | 0 | 0 | 0 | 0 | 0 | 0 | 0 | 0 | 0 | 0 | 0 | 0 | 0 | .255 |
| Mar. 29 | #23 SOUTH CAROLINA* | | | | | | | | | | | | | | | | | | | | | |
| Mar. 30 | #23 SOUTH CAROLINA* | *DP | 2 | 0 | 1 | 0 | 1 | 0 | 0 | 0 | 0 | 0 | 0 | 0 | 0 | 0 | 0 | 0 | 0 | 0 | 0 | .264 |
| Apr. 3 | at #5 Florida* | *DP | 3 | 0 | 2 | 0 | 0 | 0 | 0 | 0 | 0 | 0 | 0 | 0 | 0 | 0 | 0 | 0 | 0 | 0 | 0 | .286 |
| Apr. 4 | at #5 Florida* | *DP | 4 | 1 | 1 | 0 | 0 | 0 | 0 | 0 | 0 | 0 | 0 | 0 | 0 | 0 | 0 | 0 | 0 | 0 | 0 | .283 |
| Apr. 5 | at #5 Florida* | *DP | 3 | 0 | 0 | 0 | 0 | 0 | 0 | 0 | 0 | 0 | 0 | 0 | 0 | 0 | 0 | 0 | 0 | 0 | 0 | .270 |
| Apr. 10 | #8 ARKANSAS* | | | | | | | | | | | | | | | | | | | | | |
| Apr. 11 | #8 ARKANSAS* | | | | | | | | | | | | | | | | | | | | | |
| Apr. 12 | #8 ARKANSAS* | | | | | | | | | | | | | | | | | | | | | |
| Apr. 17 | at #14 Texas A&M* | | | | | | | | | | | | | | | | | | | | | |
| Apr. 18 | at #14 Texas A&M* | | | | | | | | | | | | | | | | | | | | | |
| Apr. 19 | at #14 Texas A&M* | | | | | | | | | | | | | | | | | | | | | |
| Apr. 24 | #21 LSU* | | | | | | | | | | | | | | | | | | | | | |
| Apr. 25 | #21 LSU* | | | | | | | | | | | | | | | | | | | | | |
| Apr. 26 | #21 LSU* | | | | | | | | | | | | | | | | | | | | | |
| Apr. 30 | at Ole Miss* | | | | | | | | | | | | | | | | | | | | | |
| May 1 | at Ole Miss* | | | | | | | | | | | | | | | | | | | | | |
| May 2 | at Ole Miss* | | | | | | | | | | | | | | | | | | | | | |

MULTI-HIT GAMES

| | 2 | 3 | 4 | 5+ | TOTAL |
|--------------|-----------|----------|-----------|-----------|-----------|
| 2023 | 6 | 1 | -- | -- | 7 |
| 2024 | 4 | -- | -- | -- | 4 |
| 2025 | 14 | 2 | -- | -- | 16 |
| 2026 | 2 | -- | -- | -- | 2 |
| TOTAL | 26 | 3 | -- | -- | 29 |

MULTI-RBI GAMES

| | 2 | 3 | 4 | 5+ | TOTAL |
|--------------|-----------|----------|----------|-----------|-----------|
| 2023 | 13 | 2 | -- | -- | 15 |
| 2024 | 2 | -- | 1 | -- | 3 |
| 2025 | 11 | 2 | 1 | -- | 14 |
| 2026 | 1 | -- | -- | -- | 1 |
| TOTAL | 27 | 4 | 2 | -- | 33 |

| | AVG | GP-BS | AB | R | H | 2B | 3B | HR | RBI | TB | SLG | BB | HBP | K | GDP | OBP | SF | SH | SB-SBA | PO | A | E | FLD |
|-------|------|-------|-----|----|----|----|----|----|-----|----|------|----|-----|----|-----|------|----|----|--------|-----|---|---|-----|
| 2023* | .280 | 56-56 | 150 | 13 | 42 | 14 | 1 | 5 | 40 | 73 | .487 | 22 | 7 | 25 | 0 | .392 | 2 | 0 | 0-0 | 202 | | | |

20 SARA PHILLIPS P
 SOPHOMORE | R/R | 5-10 // TRUSSVILLE, ALA. (HEWITT-TRUSSVILLE HS)



| SEASON HIGHS | |
|----------------|--|
| Innings | |
| Longest Start | |
| Shortest Start | |
| Longest Relief | |
| Strikeouts | |
| Walks | |
| Hits | |
| Runs | |
| Earned Runs | |
| Pitch Count | |
| Putouts | |
| Assists | |

| CAREER HIGHS | | |
|----------------|-----|---------------------------------------|
| Innings | 6.1 | Northwestern State, 3/1/25 |
| Longest Start | 6.1 | Northwestern State, 3/1/25 |
| Shortest Start | | |
| Longest Relief | 1.1 | Bradley, 2/15/25 |
| Strikeouts | 4 | Northwestern State, 3/1/25 |
| Walks | 2 | Northwestern State, 3/1/25 |
| Hits | 2 | 2x, last, Middle Tennessee, 3/12/2025 |
| Runs | 2 | 2x, last, Middle Tennessee, 3/12/2025 |
| Earned Runs | 2 | 2x, last, Middle Tennessee, 3/12/2025 |
| Pitch Count | 91 | Northwestern State, 3/1/25 |
| Putouts | | |
| Assists | | |

NOTEWORTHY

- » Has not seen game action.
- » Made five appearances, including one start, in the circle in 2025
- » Pitched to a 4.20 ERA over 10.0 innings.
- » Threw 6.1 innings in her first career start against **Northwestern State (3/1/25)** to earn her first career win.

PHILLIPS' GAME-BY-GAME STATS

| DATE | OPPONENT | GS | DEC | IP | H | R | ER | BB | SO | 2B | 3B | HR | WP | HBP | IBB | BF | PC | ERA | PO | A | E | |
|---------|------------------------|----|-----|----|---|---|----|----|----|----|----|----|----|-----|-----|----|----|-----|----|---|---|--|
| Feb. 5 | at Baylor | | DNP | | | | | | | | | | | | | | | | | | | |
| Feb. 6 | vs. Northwestern State | | DNP | | | | | | | | | | | | | | | | | | | |
| Feb. 6 | vs. Wichita State | | DNP | | | | | | | | | | | | | | | | | | | |
| Feb. 7 | vs. New Mexico | | DNP | | | | | | | | | | | | | | | | | | | |
| Feb. 10 | SOUTHERN MISS | | DNP | | | | | | | | | | | | | | | | | | | |
| Feb. 13 | MURRAY STATE | | DNP | | | | | | | | | | | | | | | | | | | |
| Feb. 13 | RUTGERS | | DNP | | | | | | | | | | | | | | | | | | | |
| Feb. 14 | RUTGERS | | DNP | | | | | | | | | | | | | | | | | | | |
| Feb. 14 | NORTH TEXAS | | DNP | | | | | | | | | | | | | | | | | | | |
| Feb. 15 | NORTH TEXAS | | DNP | | | | | | | | | | | | | | | | | | | |
| Feb. 18 | MEMPHIS | | DNP | | | | | | | | | | | | | | | | | | | |
| Feb. 20 | BELMONT | | DNP | | | | | | | | | | | | | | | | | | | |
| Feb. 20 | SAMFORD | | DNP | | | | | | | | | | | | | | | | | | | |
| Feb. 21 | BELMONT | | DNP | | | | | | | | | | | | | | | | | | | |
| Feb. 21 | DELAWARE STATE | | DNP | | | | | | | | | | | | | | | | | | | |
| Feb. 22 | DELAWARE STATE | | | | | | | | | | | | | | | | | | | | | |
| Feb. 25 | at Georgia Tech | | DNP | | | | | | | | | | | | | | | | | | | |
| Feb. 27 | vs. Wolford | | DNP | | | | | | | | | | | | | | | | | | | |
| Feb. 28 | vs. Georgia Southern | | DNP | | | | | | | | | | | | | | | | | | | |
| Feb. 28 | at #25 Clemson | | DNP | | | | | | | | | | | | | | | | | | | |
| Mar. 1 | at #25 Clemson | | DNP | | | | | | | | | | | | | | | | | | | |
| Mar. 4 | at UAB | | DNP | | | | | | | | | | | | | | | | | | | |
| Mar. 6 | vs. New Mexico | | DNP | | | | | | | | | | | | | | | | | | | |
| Mar. 6 | at South Alabama | | DNP | | | | | | | | | | | | | | | | | | | |
| Mar. 7 | vs. New Mexico | | DNP | | | | | | | | | | | | | | | | | | | |
| Mar. 7 | vs. Samford | | DNP | | | | | | | | | | | | | | | | | | | |
| Mar. 8 | at South Alabama | | DNP | | | | | | | | | | | | | | | | | | | |
| Mar. 10 | SOUTHEAST MISSOURI | | DNP | | | | | | | | | | | | | | | | | | | |
| Mar. 10 | SOUTHEAST MISSOURI | | DNP | | | | | | | | | | | | | | | | | | | |
| Mar. 13 | #1 TENNESSEE* | | DNP | | | | | | | | | | | | | | | | | | | |
| Mar. 14 | #1 TENNESSEE* | | DNP | | | | | | | | | | | | | | | | | | | |
| Mar. 15 | #1 TENNESSEE* | | DNP | | | | | | | | | | | | | | | | | | | |
| Mar. 18 | UAB | | DNP | | | | | | | | | | | | | | | | | | | |
| Mar. 20 | at #15 Georgia* | | DNP | | | | | | | | | | | | | | | | | | | |
| Mar. 21 | at #15 Georgia* | | DNP | | | | | | | | | | | | | | | | | | | |
| Mar. 22 | at #15 Georgia* | | DNP | | | | | | | | | | | | | | | | | | | |
| Mar. 25 | UT MARTIN | | DNP | | | | | | | | | | | | | | | | | | | |
| Mar. 28 | #23 SOUTH CAROLINA* | | DNP | | | | | | | | | | | | | | | | | | | |
| Mar. 29 | #23 SOUTH CAROLINA* | | DNP | | | | | | | | | | | | | | | | | | | |
| Mar. 30 | #23 SOUTH CAROLINA* | | DNP | | | | | | | | | | | | | | | | | | | |
| Apr. 3 | at #5 Florida* | | DNP | | | | | | | | | | | | | | | | | | | |
| Apr. 4 | at #5 Florida* | | DNP | | | | | | | | | | | | | | | | | | | |
| Apr. 5 | at #5 Florida* | | DNP | | | | | | | | | | | | | | | | | | | |
| Apr. 10 | #8 ARKANSAS* | | | | | | | | | | | | | | | | | | | | | |
| Apr. 11 | #8 ARKANSAS* | | | | | | | | | | | | | | | | | | | | | |
| Apr. 12 | #8 ARKANSAS* | | | | | | | | | | | | | | | | | | | | | |
| Apr. 17 | at #14 Texas A&M* | | | | | | | | | | | | | | | | | | | | | |
| Apr. 18 | at #14 Texas A&M* | | | | | | | | | | | | | | | | | | | | | |
| Apr. 19 | at #14 Texas A&M* | | | | | | | | | | | | | | | | | | | | | |
| Apr. 24 | #21 LSU* | | | | | | | | | | | | | | | | | | | | | |
| Apr. 25 | #21 LSU* | | | | | | | | | | | | | | | | | | | | | |
| Apr. 26 | #21 LSU* | | | | | | | | | | | | | | | | | | | | | |
| Apr. 30 | at Ole Miss* | | | | | | | | | | | | | | | | | | | | | |
| May 1 | at Ole Miss* | | | | | | | | | | | | | | | | | | | | | |
| May 2 | at Ole Miss* | | | | | | | | | | | | | | | | | | | | | |

STANDOUT GAMES

| | 2026 | CAREER |
|------------------|------|--------|
| 5+ Strikeouts | -- | -- |
| 10+ Strikeouts | -- | -- |
| 2-run or less CG | -- | -- |

STREAKS

| | ACTIVE | CAREER |
|-------------------|--------|--------|
| Wins | -- | 1 |
| Scoreless Innings | 0.1 | 7.0 |

| | ERA | W-L | APP | GS | CG | SHD | SV | IP | H | R | ER | BB | SO | 2B | 3B | HR | BF | B/AVG | WP | HP | PO | A | E | FLD |
|--------------|-------------|------------|----------|----------|----------|----------|----------|-------------|----------|----------|----------|----------|----------|----------|----------|----------|-----------|-------------|----------|----------|----------|----------|----------|-------------|
| 2025 | 4.20 | 1-0 | 5 | 1 | 0 | 0 | 0 | 10.0 | 7 | 6 | 6 | 3 | 6 | 0 | 1 | 2 | 42 | .194 | 1 | 2 | 0 | 0 | 0 | -- |
| 2026 | -- | -- | -- | -- | -- | -- | -- | -- | -- | -- | -- | -- | -- | -- | -- | -- | -- | -- | -- | -- | -- | -- | -- | -- |
| TOTAL | 4.20 | 1-0 | 5 | 1 | 0 | 0 | 0 | 10.0 | 7 | 6 | 6 | 3 | 6 | 0 | 1 | 2 | 42 | .194 | 1 | 2 | 0 | 0 | 0 | .000 |



21 BRINKLEY MORETON P

FRESHMAN | 5-7 | R/R // SUMMERS, ARK. (LINCOLN HS)

| SEASON HIGHS | |
|----------------|----------------------------------|
| At-Bats | |
| Hits | |
| Runs Scored | |
| Runs Batted In | |
| Doubles | |
| Triples | |
| Home Runs | |
| Walks | |
| Stolen Bases | |
| Putouts | |
| Assists | 1 vs. Northwestern State, 2/6/26 |
| Hitting Streak | |

| CAREER HIGHS | |
|----------------|----------------------------------|
| At-Bats | |
| Hits | |
| Runs Scored | |
| Runs Batted In | |
| Doubles | |
| Triples | |
| Home Runs | |
| Walks | |
| Stolen Bases | |
| Putouts | |
| Assists | 1 vs. Northwestern State, 2/6/26 |
| Hitting Streak | |

NOTEWORTHY

- » Tabbed to Softball America's Freshman Watch List.
- » Ranked No. 23 overall in the class by Extra Inning Softball and No. 44 in the class nationally by Perfect Game.
- » Considered the No. 10 two-way player in the class by Extra Inning.
- » Tabbed the top player in the state in the SBSR Arkansas 2025 Player Rankings.
- » Set the Arkansas single-season state record for RBIs with 65 as a freshman.

MORETON'S GAME-BY-GAME STATS

| DATE | OPPONENT | POS | AB | R | H | RBI | 2B | 3B | HR | BB | SB | CS | HBP | SH | SF | GDP | K | PO | A | E | AVG | |
|---------|------------------------|-----|-----|---|---|-----|----|----|----|----|----|----|-----|----|----|-----|---|----|---|---|-----|----|
| Feb. 5 | at Baylor | | DNP | | | | | | | | | | | | | | | | | | | |
| Feb. 6 | vs. Northwestern State | P | 0 | 0 | 0 | 0 | 0 | 0 | 0 | 0 | 0 | 0 | 0 | 0 | 0 | 0 | 0 | 0 | 1 | 0 | -- | |
| Feb. 6 | vs. Wichita State | | DNP | | | | | | | | | | | | | | | | | | | |
| Feb. 7 | vs. New Mexico | | DNP | | | | | | | | | | | | | | | | | | | |
| Feb. 10 | SOUTHERN MISS | | DNP | | | | | | | | | | | | | | | | | | | |
| Feb. 13 | MURRAY STATE | | DNP | | | | | | | | | | | | | | | | | | | |
| Feb. 13 | RUTGERS | | DNP | | | | | | | | | | | | | | | | | | | |
| Feb. 14 | RUTGERS | | DNP | | | | | | | | | | | | | | | | | | | |
| Feb. 14 | NORTH TEXAS | | DNP | | | | | | | | | | | | | | | | | | | |
| Feb. 15 | NORTH TEXAS | | DNP | | | | | | | | | | | | | | | | | | | |
| Feb. 18 | MEMPHIS | P | 0 | 0 | 0 | 0 | 0 | 0 | 0 | 0 | 0 | 0 | 0 | 0 | 0 | 0 | 0 | 0 | 0 | 0 | -- | |
| Feb. 20 | BELMONT | | DNP | | | | | | | | | | | | | | | | | | | |
| Feb. 20 | SAMFORD | | DNP | | | | | | | | | | | | | | | | | | | |
| Feb. 21 | BELMONT | | DNP | | | | | | | | | | | | | | | | | | | |
| Feb. 21 | DELAWARE STATE | P | 0 | 0 | 0 | 0 | 0 | 0 | 0 | 0 | 0 | 0 | 0 | 0 | 0 | 0 | 0 | 0 | 0 | 0 | -- | |
| Feb. 22 | DELAWARE STATE | | | | | | | | | | | | | | | | | | | | | |
| Feb. 25 | at Georgia Tech | | DNP | | | | | | | | | | | | | | | | | | | |
| Feb. 27 | vs. Wofford | | DNP | | | | | | | | | | | | | | | | | | | |
| Feb. 28 | vs. Georgia Southern | | DNP | | | | | | | | | | | | | | | | | | | |
| Feb. 28 | at #25 Clemson | | DNP | | | | | | | | | | | | | | | | | | | |
| Mar. 1 | at #25 Clemson | | DNP | | | | | | | | | | | | | | | | | | | |
| Mar. 4 | at UAB | | DNP | | | | | | | | | | | | | | | | | | | |
| Mar. 6 | vs. New Mexico | | DNP | | | | | | | | | | | | | | | | | | | |
| Mar. 6 | at South Alabama | | DNP | | | | | | | | | | | | | | | | | | | |
| Mar. 7 | vs. New Mexico | | DNP | | | | | | | | | | | | | | | | | | | |
| Mar. 7 | vs. Samford | | DNP | | | | | | | | | | | | | | | | | | | |
| Mar. 8 | at South Alabama | | DNP | | | | | | | | | | | | | | | | | | | |
| Mar. 10 | SOUTHEAST MISSOURI | | DNP | | | | | | | | | | | | | | | | | | | |
| Mar. 10 | SOUTHEAST MISSOURI | | DNP | | | | | | | | | | | | | | | | | | | |
| Mar. 13 | #1 TENNESSEE* | | DNP | | | | | | | | | | | | | | | | | | | |
| Mar. 14 | #1 TENNESSEE* | | DNP | | | | | | | | | | | | | | | | | | | |
| Mar. 15 | #1 TENNESSEE* | | DNP | | | | | | | | | | | | | | | | | | | |
| Mar. 18 | UAB | | DNP | | | | | | | | | | | | | | | | | | | |
| Mar. 20 | at #15 Georgia* | | DNP | | | | | | | | | | | | | | | | | | | |
| Mar. 21 | at #15 Georgia* | | DNP | | | | | | | | | | | | | | | | | | | |
| Mar. 22 | at #15 Georgia* | | DNP | | | | | | | | | | | | | | | | | | | |
| Mar. 25 | UT MARTIN | | DNP | | | | | | | | | | | | | | | | | | | |
| Mar. 28 | #23 SOUTH CAROLINA* | | DNP | | | | | | | | | | | | | | | | | | | |
| Mar. 29 | #23 SOUTH CAROLINA* | | DNP | | | | | | | | | | | | | | | | | | | |
| Mar. 30 | #23 SOUTH CAROLINA* | | DNP | | | | | | | | | | | | | | | | | | | |
| Apr. 3 | at #5 Florida* | | DNP | | | | | | | | | | | | | | | | | | | |
| Apr. 4 | at #5 Florida* | | DNP | | | | | | | | | | | | | | | | | | | |
| Apr. 5 | at #5 Florida* | | DNP | | | | | | | | | | | | | | | | | | | |
| Apr. 10 | #8 ARKANSAS* | | | | | | | | | | | | | | | | | | | | | -- |
| Apr. 11 | #8 ARKANSAS* | | | | | | | | | | | | | | | | | | | | | -- |
| Apr. 12 | #8 ARKANSAS* | | | | | | | | | | | | | | | | | | | | | -- |
| Apr. 17 | at #14 Texas A&M* | | | | | | | | | | | | | | | | | | | | | -- |
| Apr. 18 | at #14 Texas A&M* | | | | | | | | | | | | | | | | | | | | | -- |
| Apr. 19 | at #14 Texas A&M* | | | | | | | | | | | | | | | | | | | | | -- |
| Apr. 24 | #21 LSU* | | | | | | | | | | | | | | | | | | | | | -- |
| Apr. 25 | #21 LSU* | | | | | | | | | | | | | | | | | | | | | -- |
| Apr. 26 | #21 LSU* | | | | | | | | | | | | | | | | | | | | | -- |
| Apr. 30 | at Ole Miss* | | | | | | | | | | | | | | | | | | | | | -- |
| May 1 | at Ole Miss* | | | | | | | | | | | | | | | | | | | | | -- |
| May 2 | at Ole Miss* | | | | | | | | | | | | | | | | | | | | | -- |

MULTI-HIT GAMES

| | 2 | 3 | 4 | 5+ | TOTAL |
|--------------|----|----|----|----|----------|
| 2026 | -- | -- | -- | -- | 0 |
| TOTAL | -- | -- | -- | -- | 0 |

MULTI-RBI GAMES

| | 2 | 3 | 4 | 5+ | TOTAL |
|--------------|----|----|----|----|----------|
| 2026 | -- | -- | -- | -- | 0 |
| TOTAL | -- | -- | -- | -- | 0 |

| | AVG | GP-GS | AB | R | H | 2B | 3B | HR | RBI | TB | SLG | BB | HBP | SO | GDP | OBP | SF | SH | SB-ATT | PO | A | E | FLD |
|--------------|-------------|------------|----------|----------|----------|----------|----------|----------|----------|----------|-------------|----------|----------|----------|----------|-------------|----------|----------|------------|----------|----------|----------|--------------|
| 2026 | .000 | 3-0 | 0 | 0 | 0 | 0 | 0 | 0 | 0 | 0 | .000 | 0 | 0 | 0 | 0 | .000 | 0 | 0 | 0-0 | 0 | 1 | 0 | 1.000 |
| TOTAL | .000 | 3-0 | 0 | 0 | 0 | 0 | 0 | 0 | 0 | 0 | .000 | 0 | 0 | 0 | 0 | .000 | 0 | 0 | 0-0 | 0 | 1 | 0 | 1.000 |



21

BRINKLEY MORETON P

FRESHMAN | 5-7 | R/R // SUMMERS, ARK. (LINCOLN HS)

SEASON HIGHS

| | | |
|----------------|-----|-----------------------------------|
| Innings | 2.0 | vs. Northwestern State, 2/6/26 |
| Longest Start | | |
| Shortest Start | | |
| Longest Relief | 2.0 | vs. Northwestern State, 2/6/26 |
| Strikeouts | | |
| Walks | 1 | 2x, last, Memphis, 2/18/26 |
| Hits | 2 | 2x, last, Delaware State, 2/21/26 |
| Runs | 3 | Memphis, 2/18/26 |
| Earned Runs | 3 | Memphis, 2/18/26 |
| Pitch Count | 26 | vs. Northwestern State, 2/6/26 |
| Putouts | | |
| Assists | 1 | vs. Northwestern State, 2/6/26 |

CAREER HIGHS

| | | |
|----------------|-----|-----------------------------------|
| Innings | 2.0 | vs. Northwestern State, 2/6/26 |
| Longest Start | | |
| Shortest Start | | |
| Longest Relief | 2.0 | vs. Northwestern State, 2/6/26 |
| Strikeouts | | |
| Walks | 1 | 2x, last, Memphis, 2/18/26 |
| Hits | 2 | 2x, last, Delaware State, 2/21/26 |
| Runs | 3 | Memphis, 2/18/26 |
| Earned Runs | 3 | Memphis, 2/18/26 |
| Pitch Count | 26 | vs. Northwestern State, 2/6/26 |
| Putouts | | |
| Assists | 1 | vs. Northwestern State, 2/6/26 |

NOTEWORTHY

- » Tabbed to Softball America's Freshman Watch List.
- » Has made three appearances in the circle.
- » Threw 2.0 scoreless innings vs. **Northwestern State (2/6)** in her collegiate debut without allowing a hit.
- » Ranked No. 23 overall in the class by Extra Inning Softball and No. 44 in the class nationally by Perfect Game.
- » Considered the No. 10 two-way player in the class by Extra Inning.
- » Tabbed the top player in the state in the SBSR Arkansas 2025 Player Rankings.
- » Pitched this summer in The Alliance Fastpitch All-Star Game.
- » Struck out more than 800 batters in her high school career

MORETONS'S GAME-BY-GAME STATS

| DATE | OPPONENT | GS | DEC | IP | H | R | ER | BB | SO | 2B | 3B | HR | WP | HBP | IBB | BF | PC | ERA | PO | A | E | |
|---------|------------------------|----|-----|-----|---|---|----|----|----|----|----|----|----|-----|-----|----|----|-------|----|---|---|--|
| Feb. 5 | at Baylor | | DNP | | | | | | | | | | | | | | | | | | | |
| Feb. 6 | vs. Northwestern State | | -- | 2.0 | 0 | 0 | 0 | 1 | 0 | 0 | 0 | 0 | 0 | 1 | 0 | 8 | 26 | 0.00 | 0 | 1 | 0 | |
| Feb. 6 | vs. Wichita State | | DNP | | | | | | | | | | | | | | | | | | | |
| Feb. 7 | vs. New Mexico | | DNP | | | | | | | | | | | | | | | | | | | |
| Feb. 10 | SOUTHERN MISS | | DNP | | | | | | | | | | | | | | | | | | | |
| Feb. 13 | MURRAY STATE | | DNP | | | | | | | | | | | | | | | | | | | |
| Feb. 13 | RUTGERS | | DNP | | | | | | | | | | | | | | | | | | | |
| Feb. 14 | RUTGERS | | DNP | | | | | | | | | | | | | | | | | | | |
| Feb. 14 | NORTH TEXAS | | DNP | | | | | | | | | | | | | | | | | | | |
| Feb. 15 | NORTH TEXAS | | DNP | | | | | | | | | | | | | | | | | | | |
| Feb. 18 | MEMPHIS | -- | 0.0 | 2 | 3 | 3 | 3 | 1 | 0 | 0 | 0 | 2 | 0 | 0 | 0 | 3 | 14 | 10.50 | 0 | 0 | 0 | |
| Feb. 20 | BELMONT | | DNP | | | | | | | | | | | | | | | | | | | |
| Feb. 20 | SAMFORD | | DNP | | | | | | | | | | | | | | | | | | | |
| Feb. 21 | BELMONT | | DNP | | | | | | | | | | | | | | | | | | | |
| Feb. 21 | DELAWARE STATE | -- | 1.0 | 2 | 1 | 1 | 0 | 0 | 1 | 0 | 0 | 0 | 0 | 0 | 0 | 5 | 13 | 9.33 | 0 | 0 | 0 | |
| Feb. 22 | DELAWARE STATE | | | | | | | | | | | | | | | | | | | | | |
| Feb. 25 | at Georgia Tech | | DNP | | | | | | | | | | | | | | | | | | | |
| Feb. 27 | vs. Wolford | | DNP | | | | | | | | | | | | | | | | | | | |
| Feb. 28 | vs. Georgia Southern | | DNP | | | | | | | | | | | | | | | | | | | |
| Feb. 28 | at #25 Clemson | | DNP | | | | | | | | | | | | | | | | | | | |
| Mar. 1 | at #25 Clemson | | DNP | | | | | | | | | | | | | | | | | | | |
| Mar. 4 | at UAB | | DNP | | | | | | | | | | | | | | | | | | | |
| Mar. 6 | vs. New Mexico | | DNP | | | | | | | | | | | | | | | | | | | |
| Mar. 6 | at South Alabama | | DNP | | | | | | | | | | | | | | | | | | | |
| Mar. 7 | vs. New Mexico | | DNP | | | | | | | | | | | | | | | | | | | |
| Mar. 7 | vs. Samford | | DNP | | | | | | | | | | | | | | | | | | | |
| Mar. 8 | at South Alabama | | DNP | | | | | | | | | | | | | | | | | | | |
| Mar. 10 | SOUTHEAST MISSOURI | | DNP | | | | | | | | | | | | | | | | | | | |
| Mar. 10 | SOUTHEAST MISSOURI | | DNP | | | | | | | | | | | | | | | | | | | |
| Mar. 13 | #1 TENNESSEE* | | DNP | | | | | | | | | | | | | | | | | | | |
| Mar. 14 | #1 TENNESSEE* | | DNP | | | | | | | | | | | | | | | | | | | |
| Mar. 15 | #1 TENNESSEE* | | DNP | | | | | | | | | | | | | | | | | | | |
| Mar. 18 | UAB | | DNP | | | | | | | | | | | | | | | | | | | |
| Mar. 20 | at #15 Georgia* | | DNP | | | | | | | | | | | | | | | | | | | |
| Mar. 21 | at #15 Georgia* | | DNP | | | | | | | | | | | | | | | | | | | |
| Mar. 22 | at #15 Georgia* | | DNP | | | | | | | | | | | | | | | | | | | |
| Mar. 25 | UT MARTIN | | DNP | | | | | | | | | | | | | | | | | | | |
| Mar. 28 | #23 SOUTH CAROLINA* | | DNP | | | | | | | | | | | | | | | | | | | |
| Mar. 29 | #23 SOUTH CAROLINA* | | DNP | | | | | | | | | | | | | | | | | | | |
| Mar. 30 | #23 SOUTH CAROLINA* | | DNP | | | | | | | | | | | | | | | | | | | |
| Apr. 3 | at #5 Florida* | | DNP | | | | | | | | | | | | | | | | | | | |
| Apr. 4 | at #5 Florida* | | DNP | | | | | | | | | | | | | | | | | | | |
| Apr. 5 | at #5 Florida* | | DNP | | | | | | | | | | | | | | | | | | | |
| Apr. 10 | #8 ARKANSAS* | | | | | | | | | | | | | | | | | | | | | |
| Apr. 11 | #8 ARKANSAS* | | | | | | | | | | | | | | | | | | | | | |
| Apr. 12 | #8 ARKANSAS* | | | | | | | | | | | | | | | | | | | | | |
| Apr. 17 | at #14 Texas A&M* | | | | | | | | | | | | | | | | | | | | | |
| Apr. 18 | at #14 Texas A&M* | | | | | | | | | | | | | | | | | | | | | |
| Apr. 19 | at #14 Texas A&M* | | | | | | | | | | | | | | | | | | | | | |
| Apr. 24 | #21 LSU* | | | | | | | | | | | | | | | | | | | | | |
| Apr. 25 | #21 LSU* | | | | | | | | | | | | | | | | | | | | | |
| Apr. 26 | #21 LSU* | | | | | | | | | | | | | | | | | | | | | |
| Apr. 30 | at Ole Miss* | | | | | | | | | | | | | | | | | | | | | |
| May 1 | at Ole Miss* | | | | | | | | | | | | | | | | | | | | | |
| May 2 | at Ole Miss* | | | | | | | | | | | | | | | | | | | | | |

STANDOUT GAMES

| | 2026 | CAREER |
|------------------|------|--------|
| 5+ Strikeouts | -- | -- |
| 10+ Strikeouts | -- | -- |
| 2-run or less CG | -- | -- |

STREAKS

| | ACTIVE | CAREER |
|-------------------|--------|--------|
| Wins | -- | -- |
| Scoreless Innings | 0.2 | 2.0 |

| | ERA | W-L | APP | GS | CG | SHO | SV | IP | H | R | ER | BB | SO | 2B | 3B | HR | BF | B/AVG | WP | HP | PO | A | E | FLD |
|--------------|-------------|------------|----------|----------|----------|----------|----------|------------|----------|----------|----------|----------|----------|----------|----------|----------|-----------|-------------|----------|----------|----------|----------|----------|--------------|
| 2026 | 9.33 | 0-0 | 3 | 0 | 0 | 0 | 0 | 3.0 | 4 | 4 | 4 | 2 | 0 | 1 | 0 | 2 | 16 | .308 | 0 | 1 | 0 | 1 | 0 | 1.000 |
| TOTAL | 9.33 | 0-0 | 3 | 0 | 0 | 0 | 0 | 3.0 | 4 | 4 | 4 | 2 | 0 | 1 | 0 | 2 | 16 | .308 | 0 | 1 | 0 | 1 | 0 | 1.000 |

22 TATUM SILVA OF

JUNIOR | L/L | 5-6 // RESCUE, CALIF. (PONDEROSA HS / UTAH STATE)



| SEASON HIGHS | |
|----------------|--|
| At-Bats | 4 at Florida, 4/4/26 |
| Hits | 3 at Florida, 4/4/26 |
| Runs Scored | 1 11x, last, at Georgia, 3/20/26 |
| Runs Batted In | 2 Murray State, 2/13/26 |
| Doubles | 1 UAB, 3/18/26 |
| Home Runs | |
| Walks | 2 at South Alabama, 3/8/26 |
| Stolen Bases | 1 3x, last, at Georgia, 3/20/26 |
| Putouts | 4 2x, last, at Georgia, 3/21/26 |
| Assists | 1 2x, last, Southeast Missouri, 3/10/26 |
| Hitting Streak | 3 gm 2/21/26, Delaware State to 2/27/26, vs. Wofford |

| CAREER HIGHS | |
|----------------|---|
| At-Bats | 5 8x, last, New Mexico, 4/2/25 |
| Hits | 3 3x, last, at Florida, 4/4/26 |
| Runs Scored | 3 at Utah Tech, 2/22/25 |
| Runs Batted In | 3 2x, last, vs. Abilene Christian, 2/7/25 |
| Doubles | 1 5x, last, UAB, 3/18/26 |
| Triples | 1 4x, last, UNLV, 4/26/25 |
| Home Runs | 1 Colorado State, 4/14/25 |
| Walks | 3 vs. Oregon State, 2/28/25 |
| Stolen Bases | 2 at Colorado State, 3/27/25 |
| Putouts | 6 at San Diego State, 3/17/24 |
| Assists | 1 6x, last, Southeast Missouri, 3/10/26 |
| Hitting Streak | 11 2/6/25, vs. Villanova to 2/21/25, vs. UC San Diego |

NOTEWORTHY

- » Has played in 41 of 42 games, making 16 starts and seeing time in left field and center field.
- » Batting .311 (14-for-45) on the year.
- » Collected a career-high-tying three hits at **No. 5 Florida (4/4)**.
- » Singled, walked, stole a base and scored at **No. 15 Georgia (3/20)**.
- » Doubled and scored the game-winning run against **UAB (3/18)**.
- » Started and recorded a season-high four putouts against **No. 1 Tennessee (3/13)**.
- » Walked twice at **South Alabama (3/8)**.
- » Went 2-for-2 vs. **Samford (3/7)** with an RBI.
- » Singled and scored at **UAB (3/4)**.
- » Singled and provided a sacrifice fly in the win at **No. 25 Clemson (3/1)**.
- » Singled home a run vs. **Wofford (2/27)**.
- » Singled and scored at **Georgia Tech (2/25)**.
- » Singled home a run and was hit by a pitch against **Delaware State (2/21)**.
- » Stole a base against **Samford (2/20)**.
- » Plated two runs against **Murray State (2/13)** after coming on as a pinch runner.
- » Scored as a pinch runner against **Southern Miss (2/10)**.
- » Scored as a pinch runner at **Baylor (2/5)** before playing center field.
- » Earned First Team All-Mountain West honors in 2025.
- » Played in 50 games making 48 starts in left field last year for Utah State.
- » Ranked third in the Mountain West last year with a .491 (27-for-55) batting average in conference play while totaling just five strikeouts.
- » Ranked second in the MWC in on-base percentage (.554) during league play.

SILVA'S GAME-BY-GAME STATS

| DATE | OPPONENT | POS | AB | R | H | RBI | 2B | 3B | HR | BB | SB | CS | HBP | SH | SF | GDP | K | PO | A | E | AVG | |
|---------|------------------------|--------|----|---|---|-----|----|----|----|----|----|----|-----|----|----|-----|---|----|---|---|-----|------|
| Feb. 5 | at Baylor | PR/CF | 2 | 1 | 0 | 0 | 0 | 0 | 0 | 0 | 0 | 0 | 0 | 0 | 0 | 0 | 0 | 0 | 0 | 0 | 0 | .000 |
| Feb. 6 | vs. Northwestern State | LF | 1 | 0 | 0 | 0 | 0 | 0 | 0 | 0 | 0 | 0 | 0 | 0 | 0 | 0 | 0 | 0 | 0 | 0 | 0 | .000 |
| Feb. 6 | vs. Wichita State | LF | 0 | 1 | 0 | 0 | 0 | 0 | 0 | 0 | 0 | 0 | 0 | 0 | 0 | 0 | 0 | 0 | 0 | 0 | 0 | .000 |
| Feb. 7 | vs. New Mexico | LF | 1 | 0 | 0 | 0 | 0 | 0 | 0 | 0 | 0 | 0 | 0 | 0 | 0 | 0 | 0 | 2 | 0 | 0 | 0 | .000 |
| Feb. 10 | SOUTHERN MISS | LF | 0 | 1 | 0 | 0 | 0 | 0 | 0 | 0 | 0 | 0 | 0 | 0 | 0 | 0 | 0 | 0 | 0 | 0 | 0 | .000 |
| Feb. 13 | MURRAY STATE | PR/LF | 1 | 0 | 1 | 2 | 0 | 0 | 0 | 0 | 0 | 0 | 0 | 0 | 0 | 0 | 0 | 1 | 0 | 0 | 0 | .200 |
| Feb. 13 | RUTGERS | LF | 0 | 0 | 0 | 0 | 0 | 0 | 0 | 0 | 0 | 0 | 0 | 0 | 0 | 0 | 0 | 0 | 1 | 0 | 0 | .200 |
| Feb. 14 | RUTGERS | | | | | | | | | | | | | | | | | | | | | |
| Feb. 14 | NORTH TEXAS | LF | 0 | 0 | 0 | 0 | 0 | 0 | 0 | 0 | 0 | 0 | 0 | 0 | 0 | 0 | 0 | 0 | 0 | 0 | 0 | .200 |
| Feb. 15 | NORTH TEXAS | LF | 0 | 0 | 0 | 0 | 0 | 0 | 0 | 0 | 0 | 0 | 0 | 0 | 0 | 0 | 0 | 0 | 0 | 0 | 0 | .200 |
| Feb. 18 | MEMPHIS | LF | 0 | 0 | 0 | 0 | 0 | 0 | 0 | 0 | 0 | 0 | 0 | 0 | 0 | 0 | 0 | 0 | 0 | 0 | 0 | .200 |
| Feb. 20 | BELMONT | PR/LF | 0 | 0 | 0 | 0 | 0 | 0 | 0 | 0 | 0 | 0 | 0 | 0 | 0 | 0 | 0 | 2 | 0 | 0 | 0 | .200 |
| Feb. 20 | SAMFORD | PR/LF | 0 | 0 | 0 | 0 | 0 | 0 | 0 | 1 | 0 | 0 | 0 | 0 | 0 | 0 | 0 | 0 | 0 | 0 | 0 | .200 |
| Feb. 21 | BELMONT | PF/CF | 1 | 0 | 0 | 0 | 0 | 0 | 0 | 0 | 0 | 0 | 0 | 0 | 0 | 0 | 0 | 0 | 1 | 0 | 0 | .167 |
| Feb. 21 | DELAWARE STATE | CF | 1 | 0 | 1 | 1 | 0 | 0 | 0 | 0 | 0 | 0 | 1 | 0 | 0 | 0 | 0 | 0 | 0 | 0 | 0 | .286 |
| Feb. 22 | DELAWARE STATE | | | | | | | | | | | | | | | | | | | | | |
| Feb. 25 | at Georgia Tech | LF | 1 | 1 | 1 | 0 | 0 | 0 | 0 | 0 | 0 | 0 | 0 | 0 | 0 | 0 | 0 | 0 | 0 | 0 | 0 | .375 |
| Feb. 27 | vs. Wofford | *CF/LF | 3 | 1 | 1 | 1 | 0 | 0 | 0 | 0 | 0 | 0 | 0 | 0 | 0 | 0 | 1 | 0 | 1 | 0 | 0 | .364 |
| Feb. 28 | vs. Georgia Southern | *CF/LF | 1 | 0 | 0 | 0 | 0 | 0 | 0 | 0 | 0 | 0 | 0 | 1 | 0 | 0 | 0 | 0 | 1 | 0 | 0 | .333 |
| Feb. 28 | at #25 Clemson | LF | 0 | 0 | 0 | 0 | 0 | 0 | 0 | 0 | 0 | 0 | 0 | 0 | 0 | 0 | 0 | 0 | 0 | 0 | 0 | .333 |
| Mar. 1 | at #25 Clemson | PH/CF | 1 | 1 | 1 | 1 | 0 | 0 | 0 | 0 | 0 | 0 | 0 | 1 | 0 | 0 | 0 | 1 | 0 | 0 | 0 | .385 |
| Mar. 4 | at UAB | *CF/LF | 2 | 1 | 1 | 0 | 0 | 0 | 0 | 0 | 0 | 0 | 0 | 0 | 0 | 0 | 0 | 0 | 0 | 0 | 0 | .400 |
| Mar. 6 | vs. New Mexico | *CF/LF | 2 | 0 | 0 | 0 | 0 | 0 | 0 | 0 | 0 | 0 | 0 | 0 | 0 | 0 | 1 | 0 | 0 | 0 | 0 | .353 |
| Mar. 6 | at South Alabama | PR/LF | 0 | 0 | 0 | 0 | 0 | 0 | 0 | 0 | 0 | 0 | 0 | 0 | 0 | 0 | 0 | 0 | 0 | 0 | 0 | .353 |
| Mar. 7 | vs. New Mexico | LF | 0 | 0 | 0 | 0 | 0 | 0 | 0 | 0 | 0 | 0 | 0 | 0 | 0 | 0 | 0 | 0 | 0 | 0 | 0 | .353 |
| Mar. 7 | vs. Samford | *CF/LF | 2 | 1 | 2 | 1 | 0 | 0 | 0 | 0 | 0 | 0 | 0 | 1 | 0 | 0 | 0 | 0 | 0 | 0 | 0 | .421 |
| Mar. 8 | at South Alabama | *CF/LF | 1 | 0 | 0 | 0 | 0 | 0 | 0 | 2 | 1 | 0 | 0 | 0 | 0 | 0 | 0 | 0 | 0 | 0 | 0 | .400 |
| Mar. 10 | SOUTHEAST MISSOURI | LF | 1 | 0 | 1 | 0 | 0 | 0 | 0 | 0 | 0 | 0 | 0 | 0 | 0 | 0 | 0 | 1 | 0 | 0 | 0 | .429 |
| Mar. 10 | SOUTHEAST MISSOURI | *CF/LF | 2 | 1 | 0 | 0 | 0 | 0 | 0 | 0 | 0 | 0 | 0 | 0 | 0 | 0 | 0 | 1 | 1 | 0 | 0 | .391 |
| Mar. 13 | #1 TENNESSEE* | CF/LF | 2 | 0 | 0 | 0 | 0 | 0 | 0 | 0 | 0 | 0 | 0 | 0 | 0 | 0 | 0 | 4 | 0 | 0 | 0 | .360 |
| Mar. 14 | #1 TENNESSEE* | PR | 0 | 0 | 0 | 0 | 0 | 0 | 0 | 0 | 0 | 0 | 0 | 0 | 0 | 0 | 0 | 0 | 0 | 0 | 0 | .360 |
| Mar. 15 | #1 TENNESSEE* | LF/CF | 0 | 0 | 0 | 0 | 0 | 0 | 0 | 0 | 0 | 0 | 0 | 0 | 0 | 0 | 0 | 1 | 0 | 0 | 0 | .360 |
| Mar. 18 | UAB | *CF | 2 | 1 | 1 | 0 | 1 | 0 | 0 | 0 | 0 | 0 | 0 | 0 | 0 | 0 | 0 | 1 | 0 | 0 | 0 | .370 |
| Mar. 20 | at #15 Georgia* | *CF/LF | 3 | 1 | 1 | 0 | 0 | 0 | 0 | 1 | 1 | 0 | 0 | 0 | 0 | 0 | 0 | 2 | 0 | 0 | 0 | .367 |
| Mar. 21 | at #15 Georgia* | *CF/LF | 2 | 0 | 0 | 0 | 0 | 0 | 0 | 0 | 0 | 0 | 0 | 0 | 0 | 0 | 1 | 4 | 0 | 0 | 0 | .344 |
| Mar. 22 | at #15 Georgia* | *CF/LF | 3 | 0 | 0 | 0 | 0 | 0 | 0 | 0 | 0 | 0 | 0 | 0 | 0 | 0 | 0 | 1 | 0 | 0 | 0 | .314 |
| Mar. 25 | UT MARTIN | *CF/LF | 2 | 0 | 0 | 0 | 0 | 0 | 0 | 0 | 0 | 0 | 0 | 0 | 0 | 0 | 0 | 1 | 0 | 0 | 0 | .297 |
| Mar. 28 | #23 SOUTH CAROLINA* | *CF | 1 | 0 | 0 | 0 | 0 | 0 | 0 | 0 | 0 | 0 | 0 | 0 | 0 | 0 | 1 | 1 | 0 | 0 | 0 | .289 |
| Mar. 29 | #23 SOUTH CAROLINA* | LF | 0 | 0 | 0 | 0 | 0 | 0 | 0 | 0 | 0 | 0 | 0 | 0 | 0 | 0 | 0 | 0 | 0 | 0 | 0 | .289 |
| Mar. 30 | #23 SOUTH CAROLINA* | CF/LF | 1 | 0 | 0 | 0 | 0 | 0 | 0 | 0 | 0 | 0 | 0 | 0 | 0 | 0 | 0 | 0 | 0 | 0 | 0 | .282 |
| Apr. 3 | at #5 Florida* | PR/CF | 0 | 0 | 0 | 0 | 0 | 0 | 0 | 0 | 0 | 0 | 0 | 0 | 0 | 0 | 0 | 0 | 0 | 0 | 0 | .282 |
| Apr. 4 | at #5 Florida* | *CF/LF | 4 | 0 | 3 | 0 | 0 | 0 | 0 | 0 | 0 | 0 | 0 | 0 | 0 | 0 | 1 | 3 | 0 | 1 | 0 | .326 |
| Apr. 5 | at #5 Florida* | *CF/LF | 2 | 0 | 0 | 0 | 0 | 0 | 0 | 0 | 0 | 0 | 0 | 0 | 0 | 0 | 1 | 3 | 0 | 0 | 0 | .311 |
| Apr. 10 | #8 ARKANSAS* | | | | | | | | | | | | | | | | | | | | | .311 |
| Apr. 11 | #8 ARKANSAS* | | | | | | | | | | | | | | | | | | | | | .311 |
| Apr. 12 | #8 ARKANSAS* | | | | | | | | | | | | | | | | | | | | | .311 |
| Apr. 17 | at #14 Texas A&M* | | | | | | | | | | | | | | | | | | | | | .311 |
| Apr. 18 | at #14 Texas A&M* | | | | | | | | | | | | | | | | | | | | | .311 |
| Apr. 19 | at #14 Texas A&M* | | | | | | | | | | | | | | | | | | | | | .311 |
| Apr. 24 | #21 LSU* | | | | | | | | | | | | | | | | | | | | | .311 |
| Apr. 25 | #21 LSU* | | | | | | | | | | | | | | | | | | | | | .311 |
| Apr. 26 | #21 LSU* | | | | | | | | | | | | | | | | | | | | | .311 |
| Apr. 30 | at Ole Miss* | | | | | | | | | | | | | | | | | | | | | .311 |
| May 1 | at Ole Miss* | | | | | | | | | | | | | | | | | | | | | .311 |
| May 2 | at Ole Miss* | | | | | | | | | | | | | | | | | | | | | .311 |

MULTI-HIT GAMES

| | 2 | 3 | 4 | 5+ | TOTAL |
|--------------|-----------|----------|-----------|-----------|-----------|
| 2024 | 10 | -- | -- | -- | 10 |
| 2025 | 10 | 2 | -- | -- | 12 |
| 2026 | 1 | 1 | -- | -- | 2 |
| TOTAL | 21 | 3 | -- | -- | 24 |

MULTI-RBI GAMES

| | 2 | 3 | 4 | 5+ | TOTAL |
|--------------|----------|----------|-----------|-----------|-----------|
| 2024 | -- | 1 | -- | -- | 1 |
| 2025 | 8 | 1 | -- | -- | 9 |
| 2026 | 1 | -- | -- | -- | 1 |
| TOTAL | 9 | 2 | -- | -- | 11 |

| | AVG | GP-GS | AB | R | H | 2B | 3B | HR | RBI | TB | SLG | BB | HBP | K | GDP | OBP | SF | SH | SB-SBA | PO | A | E | FLD |
|-------|------|-------|-----|----|---|----|----|----|-----|----|-----|----|-----|---|-----|-----|----|----|--------|----|---|---|-----|
| 2024* | .306 | 44-40 | 121 | 22 | | | | | | | | | | | | | | | | | | | |

23

DES RIVERA C/INF

SENIOR | R/R | 5-6 // CHINO, CALIF. (BISHOP AMAT MEMORIAL HS / OREGON STATE / IOWA)



SEASON HIGHS

| | | |
|----------------|------|--|
| At-Bats | 4 | 2x, last, at Florida, 4/4/26 |
| Hits | 2 | 8x, last, at Florida, 4/4/26 |
| Runs Scored | 1 | 11x, last, at Georgia, 3/20/26 |
| Runs Batted In | 3 | 2x, last, Delaware State, 2/21/26 |
| Doubles | 2 | at Clemson, 3/1/26 |
| Triples | | |
| Home Runs | 1 | 3x, last, at Georgia Tech, 2/25/26 |
| Walks | 1 | 4x, last, vs. New Mexico, 3/7/26 |
| Stolen Bases | 1 | vs. Wofford, 2/27/26 |
| Putouts | 15 | 2x, last, UAB, 3/18/26 |
| Assists | 3 | at UAB, 3/4/26 |
| Hitting Streak | 7 gm | 2/21/26, Belmont to 3/1/26, at Clemson |

CAREER HIGHS

| | | |
|----------------|------|--|
| At-Bats | 5 | at Arizona, 4/28/23 |
| Hits | 3 | 3x, last, Arizona State, 5/6/23 |
| Runs Scored | 2 | 3x, last, vs. Abilene Christian, 2/15/25 |
| Runs Batted In | 3 | 5x, last, Delaware State, 2/21/26 |
| Doubles | 2 | 3x, last, at Clemson, 3/1/26 |
| Triples | | |
| Home Runs | 1 | 6x, last, at Georgia Tech, 2/25/26 |
| Walks | 2 | 6x, last, Rutgers, 5/4/25 |
| Stolen Bases | 1 | vs. Wofford, 2/27/26 |
| Putouts | 17 | Utah, 5/12/22 |
| Assists | 4 | at UCLA, 4/8/23 |
| Hitting Streak | 8 gm | 4/15/23, Washington to 5/7/23, Arizona State |

NOTEWORTHY

- » Has played in 39 of 42 games, starting 34 at catcher or designated player.
- » Batting .271 (26-for-96) on the year.
- » Has tied MSU single-season record with five sacrifice flies.
- » Is the last remaining SEC player and one of four nationally without a strikeout this year.
- » Posted her eighth multi-hit game of the year at **No. 5 Florida (4/4)** along with a double.
- » Caught a runner stealing against **No. 23 South Carolina (3/28)**.
- » Tied the MSU single-season record with her fifth sacrifice fly at **No. 15 Georgia (3/22)**.
- » Went 2-for-3 off the bench against the **Bulldogs (3/20)** with a double and an RBI.
- » Finished a double play off against the **Lady Vols (3/13)**, tagging the go-ahead run out at the plate in the seventh inning to force extras.
- » Went 2-for-2 with two RBIs against **SE Missouri (3/10)** and added a sacrifice fly in the second game.
- » Picked up a pair of doubles in the win at **No. 25 Clemson (3/1)**.
- » Homered at **Georgia Tech (2/25)** as part of a two-hit day.
- » Hit a two-run homer and a sacrifice fly against **Delaware State (2/21)**.
- » Drove in two runs against **Belmont (2/21)**.
- » Went 2-for-2 with a walk and run scored against **Rutgers (2/14)**.
- » Homered and doubled against **Southern Miss (2/10)**.
- » Picked a runner off first vs. **Wichita State (2/6)** and later provided a sacrifice bunt to move the tying run over.

RIVERA'S GAME-BY-GAME STATS

| DATE | OPPONENT | POS | AB | R | H | RBI | 2B | 3B | HR | BB | SB | CS | HBP | SH | SF | GDP | K | PO | A | E | AVG |
|---------|------------------------|-------|-----|---|---|-----|----|----|----|----|----|----|-----|----|----|-----|---|----|---|---|------|
| Feb. 5 | at Baylor | *C | 2 | 1 | 0 | 0 | 0 | 0 | 0 | 0 | 0 | 0 | 0 | 0 | 0 | 1 | 0 | 4 | 2 | 0 | .000 |
| Feb. 6 | vs. Northwestern State | | DNP | | | | | | | | | | | | | | | | | | |
| Feb. 6 | vs. Wichita State | *C | 1 | 0 | 0 | 0 | 0 | 0 | 0 | 0 | 0 | 0 | 0 | 1 | 0 | 0 | 0 | 6 | 2 | 0 | .000 |
| Feb. 7 | vs. New Mexico | PR/C | 0 | 1 | 0 | 1 | 0 | 0 | 0 | 0 | 0 | 0 | 0 | 0 | 1 | 0 | 0 | 5 | 0 | 0 | .000 |
| Feb. 10 | SOUTHERN MISS | *C | 3 | 1 | 2 | 3 | 1 | 0 | 0 | 0 | 0 | 0 | 0 | 0 | 0 | 0 | 0 | 10 | 0 | 0 | .333 |
| Feb. 13 | MURRAY STATE | | DNP | | | | | | | | | | | | | | | | | | |
| Feb. 13 | RUTGERS | *C | 3 | 0 | 0 | 0 | 0 | 0 | 0 | 0 | 0 | 0 | 0 | 0 | 0 | 0 | 0 | 7 | 1 | 0 | .222 |
| Feb. 14 | RUTGERS | *C | 2 | 1 | 2 | 0 | 0 | 0 | 0 | 1 | 0 | 0 | 0 | 0 | 0 | 0 | 0 | 12 | 1 | 0 | .364 |
| Feb. 14 | NORTH TEXAS | C | DNP | | | | | | | | | | | | | | | | | | |
| Feb. 15 | NORTH TEXAS | *C | 1 | 0 | 0 | 0 | 0 | 0 | 0 | 0 | 0 | 0 | 0 | 0 | 0 | 0 | 0 | 6 | 0 | 0 | .333 |
| Feb. 18 | MEMPHIS | *C | 3 | 0 | 1 | 0 | 0 | 0 | 0 | 0 | 0 | 0 | 0 | 0 | 0 | 0 | 0 | 10 | 0 | 0 | .333 |
| Feb. 20 | BELMONT | PH | 1 | 0 | 0 | 0 | 0 | 0 | 0 | 0 | 0 | 0 | 0 | 0 | 0 | 0 | 0 | 0 | 0 | 0 | .313 |
| Feb. 20 | SAMFORD | *C | 2 | 0 | 0 | 0 | 0 | 0 | 0 | 0 | 0 | 0 | 0 | 0 | 0 | 0 | 0 | 8 | 1 | 0 | .278 |
| Feb. 21 | BELMONT | *C | 3 | 0 | 1 | 2 | 0 | 0 | 0 | 0 | 0 | 0 | 0 | 0 | 0 | 1 | 0 | 15 | 0 | 0 | .286 |
| Feb. 21 | DELAWARE STATE | DP | 1 | 1 | 1 | 3 | 0 | 0 | 1 | 0 | 0 | 0 | 0 | 0 | 1 | 0 | 0 | 0 | 0 | 0 | .318 |
| Feb. 22 | DELAWARE STATE | | | | | | | | | | | | | | | | | | | | |
| Feb. 25 | at Georgia Tech | *C | 4 | 1 | 2 | 1 | 0 | 0 | 1 | 0 | 0 | 0 | 0 | 0 | 0 | 0 | 0 | 14 | 0 | 0 | .346 |
| Feb. 27 | vs. Wofford | *C | 3 | 1 | 2 | 1 | 0 | 0 | 0 | 1 | 0 | 0 | 0 | 1 | 0 | 0 | 0 | 9 | 0 | 0 | .379 |
| Feb. 28 | vs. Georgia Southern | *C | 2 | 0 | 1 | 0 | 0 | 0 | 0 | 0 | 0 | 0 | 0 | 0 | 0 | 0 | 0 | 0 | 0 | 0 | .387 |
| Feb. 28 | at #25 Clemson | *DP | 3 | 0 | 1 | 0 | 0 | 0 | 0 | 0 | 0 | 0 | 0 | 0 | 0 | 0 | 0 | 8 | 1 | 0 | .382 |
| Mar. 1 | at #25 Clemson | *C | 3 | 1 | 2 | 0 | 2 | 0 | 0 | 1 | 0 | 0 | 0 | 0 | 0 | 0 | 0 | 6 | 0 | 0 | .405 |
| Mar. 4 | at UAB | *C | 3 | 0 | 0 | 0 | 0 | 0 | 0 | 1 | 0 | 0 | 0 | 0 | 0 | 0 | 0 | 5 | 3 | 0 | .375 |
| Mar. 6 | vs. New Mexico | C | 1 | 0 | 0 | 0 | 0 | 0 | 0 | 0 | 0 | 0 | 0 | 0 | 0 | 0 | 0 | 1 | 0 | 0 | .366 |
| Mar. 6 | at South Alabama | *C | 2 | 0 | 0 | 1 | 0 | 0 | 0 | 0 | 0 | 0 | 0 | 0 | 1 | 0 | 0 | 14 | 1 | 0 | .349 |
| Mar. 7 | vs. New Mexico | *DP/C | 2 | 0 | 0 | 0 | 0 | 0 | 1 | 0 | 0 | 0 | 0 | 0 | 0 | 0 | 0 | 2 | 0 | 0 | .333 |
| Mar. 7 | vs. Samford | *C | 3 | 1 | 1 | 0 | 1 | 0 | 0 | 0 | 0 | 0 | 0 | 0 | 0 | 0 | 0 | 10 | 1 | 0 | .333 |
| Mar. 8 | at South Alabama | *C | 3 | 0 | 1 | 0 | 0 | 0 | 0 | 0 | 0 | 0 | 0 | 0 | 0 | 0 | 0 | 7 | 0 | 0 | .333 |
| Mar. 10 | SOUTHEAST MISSOURI | *DP | 2 | 1 | 2 | 2 | 0 | 0 | 0 | 0 | 0 | 0 | 0 | 0 | 0 | 0 | 0 | 0 | 0 | 0 | .358 |
| Mar. 10 | SOUTHEAST MISSOURI | *C | 2 | 0 | 0 | 1 | 0 | 0 | 0 | 0 | 0 | 0 | 0 | 0 | 1 | 0 | 0 | 11 | 0 | 0 | .345 |
| Mar. 13 | #1 TENNESSEE* | *C | 3 | 0 | 0 | 0 | 0 | 0 | 0 | 0 | 0 | 0 | 0 | 0 | 0 | 0 | 0 | 9 | 1 | 0 | .328 |
| Mar. 14 | #1 TENNESSEE* | *C | 2 | 0 | 0 | 0 | 0 | 0 | 0 | 0 | 0 | 0 | 1 | 0 | 0 | 0 | 0 | 10 | 1 | 0 | .317 |
| Mar. 15 | #1 TENNESSEE* | *C | 3 | 0 | 0 | 0 | 0 | 0 | 0 | 0 | 0 | 0 | 0 | 0 | 0 | 0 | 0 | 10 | 0 | 0 | .302 |
| Mar. 18 | UAB | *C | 2 | 0 | 0 | 0 | 0 | 0 | 0 | 0 | 0 | 0 | 0 | 0 | 0 | 0 | 0 | 15 | 0 | 0 | .292 |
| Mar. 20 | at #15 Georgia* | PH/C | 3 | 1 | 2 | 0 | 1 | 0 | 0 | 0 | 0 | 0 | 0 | 0 | 0 | 0 | 0 | 3 | 0 | 1 | .309 |
| Mar. 21 | at #15 Georgia* | *C | 3 | 0 | 1 | 0 | 0 | 0 | 0 | 0 | 0 | 0 | 0 | 0 | 0 | 0 | 0 | 10 | 1 | 0 | .310 |
| Mar. 22 | at #15 Georgia* | *C | 3 | 0 | 0 | 1 | 0 | 0 | 0 | 0 | 0 | 0 | 0 | 1 | 0 | 0 | 0 | 6 | 1 | 1 | .297 |
| Mar. 25 | UT MARTIN | *C | 3 | 0 | 0 | 0 | 0 | 0 | 0 | 0 | 0 | 0 | 0 | 0 | 0 | 0 | 0 | 12 | 1 | 0 | .286 |
| Mar. 28 | #23 SOUTH CAROLINA* | *C | 3 | 0 | 1 | 0 | 0 | 0 | 0 | 0 | 0 | 0 | 0 | 0 | 0 | 0 | 0 | 9 | 1 | 0 | .288 |
| Mar. 29 | #23 SOUTH CAROLINA* | *C | 3 | 0 | 0 | 0 | 0 | 0 | 0 | 0 | 0 | 0 | 0 | 0 | 0 | 0 | 0 | 9 | 1 | 0 | .277 |
| Mar. 30 | #23 SOUTH CAROLINA* | *C | 3 | 0 | 1 | 0 | 0 | 0 | 0 | 0 | 0 | 0 | 0 | 0 | 0 | 0 | 0 | 9 | 0 | 0 | .279 |
| Apr. 3 | at #5 Florida* | *C | 3 | 0 | 0 | 0 | 0 | 0 | 0 | 0 | 0 | 0 | 0 | 0 | 0 | 0 | 0 | 3 | 0 | 0 | .270 |
| Apr. 4 | at #5 Florida* | *C | 4 | 0 | 2 | 1 | 1 | 0 | 0 | 0 | 0 | 0 | 0 | 0 | 0 | 0 | 0 | 9 | 1 | 0 | .280 |
| Apr. 5 | at #5 Florida* | *C | 3 | 0 | 0 | 0 | 0 | 0 | 0 | 0 | 0 | 0 | 0 | 0 | 0 | 0 | 0 | 7 | 1 | 0 | .271 |
| Apr. 10 | #8 ARKANSAS* | | | | | | | | | | | | | | | | | | | | |
| Apr. 11 | #8 ARKANSAS* | | | | | | | | | | | | | | | | | | | | |
| Apr. 12 | #8 ARKANSAS* | | | | | | | | | | | | | | | | | | | | |
| Apr. 17 | at #14 Texas A&M* | | | | | | | | | | | | | | | | | | | | |
| Apr. 18 | at #14 Texas A&M* | | | | | | | | | | | | | | | | | | | | |
| Apr. 19 | at #14 Texas A&M* | | | | | | | | | | | | | | | | | | | | |
| Apr. 24 | #21 LSU* | | | | | | | | | | | | | | | | | | | | |
| Apr. 25 | #21 LSU* | | | | | | | | | | | | | | | | | | | | |
| Apr. 26 | #21 LSU* | | | | | | | | | | | | | | | | | | | | |
| Apr. 30 | at Ole Miss* | | | | | | | | | | | | | | | | | | | | |
| May 1 | at Ole Miss* | | | | | | | | | | | | | | | | | | | | |
| May 2 | at Ole Miss* | | | | | | | | | | | | | | | | | | | | |

MULTI-HIT GAMES

| | 2 | 3 | 4 | 5+ | TOTAL |
|--------------|-----------|----------|-----------|-----------|-----------|
| 2022* | 3 | -- | -- | -- | 3 |
| 2023* | 3 | 3 | -- | -- | 6 |
| 2025^ | 8 | -- | -- | -- | 8 |
| 2026 | 8 | -- | -- | -- | 8 |
| TOTAL | 22 | 3 | -- | -- | 25 |

MULTI-RBI GAMES

| | 2 | 3 | 4 | 5+ | TOTAL |
|--------------|----------|----------|-----------|-----------|-----------|
| 2022* | 2 | 1 | -- | -- | 3 |
| 2023* | -- | 1 | -- | -- | 1 |
| 2025^ | 3 | 1 | -- | -- | 4 |
| 2026 | 2 | 2 | -- | -- | 4 |
| TOTAL | 7 | 5 | -- | -- | 12 |

| | AVG | GP-GS | AB | R | H | 2B | 3B | HR | RBI | TB | SLG | BB | HBP | K | GDP | OBP | SF | SH | SB-SBA | PO | A | E | FLD |
|-------|------|-------|-----|---|----|----|----|----|-----|----|------|----|-----|----|-----|------|----|----|--------|-----|----|---|-------|
| 2022* | .180 | 48-45 | 122 | 7 | 22 | 3 | 0 | 1 | 13 | 28 | .230 | 7 | 4 | 20 | 1 | .248 | 0 | 1 | 0-0 | 328 | 21 | 0 | 1.000 |
| 2023* | .302 | 34-32 | 86 | 7 | 26 | | | | | | | | | | | | | | | | | | |

24 MORGAN STILES INF

SOPHOMORE | 5-7 | R/R // ATHENS, ALA. (ATHENS HS)



SEASON HIGHS

| | | |
|----------------|-------|---|
| At-Bats | 5 | vs. New Mexico, 2/6/26 |
| Hits | 4 | Rutgers, 2/13/26 |
| Runs Scored | 3 | Rutgers, 2/13/26 |
| Runs Batted In | 3 | at Baylor, 2/6/26 |
| Doubles | 2 | Rutgers, 2/13/26 |
| Triples | 1 | |
| Home Runs | 1 | 2x, last, vs. New Mexico, 2/6/26 |
| Walks | 2 | 3x, last, Southeast Missouri, 3/10/26 |
| Stolen Bases | 1 | Southeast Missouri, 3/10/26 |
| Putouts | 4 | 2x, last, vs New Mexico, 3/7/2026 |
| Assists | 4 | 4x, last, at Florida, 4/3/26 |
| Hitting Streak | 12 gm | 5/16/25, vs. Washington to 2/14/26, Rutgers |

CAREER HIGHS

| | | |
|----------------|-------|---|
| At-Bats | 5 | vs. New Mexico, 2/6/26 |
| Hits | 4 | Rutgers, 2/13/26 |
| Runs Scored | 3 | Rutgers, 2/13/26 |
| Runs Batted In | 3 | 3x, last, at Baylor, 2/6/26 |
| Doubles | 2 | Rutgers, 2/13/26 |
| Triples | 1 | at Northwestern, 3/22/25 |
| Home Runs | 1 | 9x, last, vs. New Mexico, 2/6/26 |
| Walks | 2 | 4x, last, Southeast Missouri, 3/10/26 |
| Stolen Bases | 1 | Southeast Missouri, 3/10/26 |
| Putouts | 6 | at Texas Tech, 5/18/25 |
| Assists | 5 | 2x, last, Samford, 2/18/25 |
| Hitting Streak | 12 gm | 5/16/25, vs. Washington to 2/14/26, Rutgers |

NOTEWORTHY

- » Has started all 42 games at shortstop.
- » Second on the team with a .349 average.
- » Second on the team in hits, runs (26), on-base percentage (.440) and walks (19).
- » Third in total bases (56).
- » Doubled in a 2-for-4 day at **No. 5 Florida (4/4)**.
- » Went 2-for-3 at the plate against **No. 23 South Carolina (3/29)**.
- » Tallied her 10th multi-hit game of the season, going 3-for-4 with two RBIs at **No. 15 Georgia (3/20)**.
- » Drove in the winning run against **UAB (3/18)**.
- » Drove in two runs with two hits against **SE Missouri (3/10)** and stole a base.
- » Collected two hits at **South Alabama (3/6)**.
- » Went 2-for-3 at **No. 25 Clemson (2/28)**.
- » Singled, walked and scored twice vs. **Georgia Southern (2/28)**.
- » Singled, walked twice and drove in a run vs. **Wofford (2/27)**.
- » Doubled, walked and scored twice against **Delaware State (2/21)**.
- » Doubled in a two-hit day against **Belmont (2/21)**.
- » Went 2-for-3 with two RBIs and a walk against **North Texas (2/15)**.
- » Went 6-for-7 on the opening day of **The Snowman (2/13-15)** with a career-high four hits against **Rutgers (2/13)**, including two doubles.
- » Led off the game vs. **New Mexico (2/7)** with a homer.
- » Went 2-for-4 vs. **Wichita State (2/6)**.
- » Walked twice, singled and scored vs. **Northwestern State (2/6)**.
- » Was a perfect 3-for-3 on Opening Day at **Baylor (2/5)** while drawing a walk and hitting a three-run homer.

STILES' GAME-BY-GAME STATS

| DATE | OPPONENT | POS | AB | R | H | RBI | 2B | 3B | HR | BB | SB | CS | HBP | SH | SF | GDP | K | PO | A | E | AVG |
|---------|------------------------|--------|----|---|---|-----|----|----|----|----|----|----|-----|----|----|-----|---|----|---|---|-------|
| Feb. 5 | at Baylor | *SS | 3 | 2 | 3 | 3 | 0 | 0 | 1 | 1 | 0 | 0 | 0 | 0 | 0 | 0 | 0 | 0 | 0 | 0 | 1.000 |
| Feb. 6 | vs. Northwestern State | *SS | 2 | 1 | 1 | 0 | 0 | 0 | 0 | 2 | 0 | 0 | 0 | 0 | 0 | 0 | 0 | 1 | 0 | 0 | .800 |
| Feb. 6 | vs. Wichita State | *SS | 4 | 1 | 2 | 0 | 0 | 0 | 0 | 0 | 0 | 0 | 0 | 0 | 0 | 0 | 3 | 3 | 0 | 0 | .667 |
| Feb. 7 | vs. New Mexico | *SS | 5 | 1 | 1 | 1 | 0 | 0 | 1 | 0 | 0 | 0 | 0 | 0 | 0 | 0 | 1 | 0 | 1 | 0 | .500 |
| Feb. 10 | SOUTHERN MISS | *SS | 3 | 0 | 1 | 0 | 0 | 0 | 0 | 0 | 0 | 0 | 0 | 0 | 0 | 0 | 1 | 2 | 0 | 0 | .471 |
| Feb. 13 | MURRAY STATE | *SS | 3 | 1 | 2 | 0 | 0 | 0 | 0 | 0 | 0 | 0 | 0 | 0 | 0 | 0 | 0 | 0 | 1 | 0 | .500 |
| Feb. 13 | RUTGERS | *SS | 4 | 3 | 4 | 2 | 2 | 0 | 0 | 0 | 0 | 0 | 0 | 0 | 0 | 0 | 0 | 0 | 0 | 0 | .583 |
| Feb. 14 | RUTGERS | *SS | 3 | 1 | 1 | 0 | 0 | 0 | 1 | 0 | 0 | 0 | 0 | 0 | 0 | 0 | 3 | 0 | 0 | 0 | .556 |
| Feb. 14 | NORTH TEXAS | *SS | 3 | 0 | 0 | 1 | 0 | 0 | 0 | 1 | 0 | 0 | 0 | 0 | 0 | 0 | 0 | 0 | 4 | 0 | .500 |
| Feb. 15 | NORTH TEXAS | *SS | 3 | 1 | 2 | 2 | 0 | 0 | 0 | 1 | 0 | 0 | 0 | 0 | 0 | 0 | 0 | 1 | 1 | 0 | .515 |
| Feb. 18 | MEMPHIS | *SS | 2 | 1 | 0 | 0 | 0 | 0 | 1 | 0 | 0 | 1 | 0 | 0 | 0 | 0 | 0 | 0 | 1 | 0 | .486 |
| Feb. 20 | BELMONT | *SS | 3 | 0 | 0 | 0 | 0 | 0 | 0 | 0 | 0 | 0 | 0 | 0 | 0 | 2 | 0 | 3 | 0 | 0 | .447 |
| Feb. 20 | SAMFORD | *SS | 2 | 1 | 0 | 0 | 0 | 0 | 1 | 0 | 0 | 0 | 1 | 0 | 1 | 0 | 4 | 2 | 0 | 0 | .425 |
| Feb. 21 | BELMONT | *SS | 3 | 1 | 2 | 0 | 1 | 0 | 0 | 0 | 0 | 1 | 0 | 0 | 0 | 0 | 0 | 0 | 2 | 0 | .442 |
| Feb. 21 | DELAWARE STATE | *SS | 2 | 2 | 1 | 0 | 1 | 0 | 0 | 1 | 0 | 0 | 0 | 0 | 0 | 0 | 0 | 1 | 0 | 0 | .444 |
| Feb. 22 | DELAWARE STATE | | | | | | | | | | | | | | | | | | | | |
| Feb. 25 | at Georgia Tech | *SS | 4 | 0 | 1 | 0 | 0 | 0 | 0 | 0 | 0 | 0 | 0 | 0 | 0 | 0 | 0 | 0 | 0 | 0 | .429 |
| Feb. 27 | vs. Wofford | *SS | 2 | 1 | 1 | 1 | 0 | 0 | 0 | 2 | 0 | 0 | 0 | 0 | 0 | 0 | 0 | 1 | 1 | 0 | .431 |
| Feb. 28 | vs. Georgia Southern | *SS | 2 | 2 | 1 | 0 | 0 | 0 | 0 | 1 | 0 | 0 | 0 | 0 | 0 | 0 | 0 | 0 | 0 | 0 | .434 |
| Feb. 28 | at #25 Clemson | *SS | 3 | 0 | 2 | 0 | 0 | 0 | 0 | 0 | 0 | 0 | 0 | 0 | 0 | 0 | 0 | 1 | 0 | 0 | .446 |
| Mar. 1 | at #25 Clemson | *SS | 3 | 1 | 0 | 0 | 0 | 0 | 0 | 1 | 0 | 0 | 0 | 0 | 0 | 0 | 0 | 0 | 0 | 0 | .424 |
| Mar. 4 | at UAB | *SS | 4 | 1 | 1 | 0 | 0 | 0 | 0 | 0 | 0 | 0 | 0 | 0 | 0 | 0 | 0 | 0 | 1 | 0 | .413 |
| Mar. 6 | vs. New Mexico | *SS | 3 | 0 | 0 | 0 | 0 | 0 | 0 | 0 | 0 | 0 | 0 | 0 | 0 | 0 | 3 | 2 | 1 | 0 | .394 |
| Mar. 6 | at South Alabama | *SS | 4 | 1 | 2 | 0 | 0 | 0 | 0 | 0 | 0 | 0 | 0 | 0 | 0 | 0 | 0 | 1 | 1 | 0 | .400 |
| Mar. 7 | vs. New Mexico | *SS | 3 | 0 | 0 | 0 | 0 | 0 | 0 | 0 | 0 | 0 | 0 | 0 | 0 | 0 | 1 | 1 | 4 | 0 | .384 |
| Mar. 7 | vs. Samford | *SS | 3 | 0 | 1 | 0 | 0 | 0 | 0 | 0 | 0 | 0 | 0 | 0 | 0 | 1 | 0 | 0 | 0 | 0 | .382 |
| Mar. 8 | at South Alabama | *SS | 4 | 0 | 1 | 0 | 0 | 0 | 0 | 0 | 0 | 0 | 0 | 0 | 0 | 0 | 0 | 1 | 4 | 0 | .375 |
| Mar. 10 | SOUTHEAST MISSOURI | *SS/DP | 3 | 1 | 2 | 2 | 0 | 0 | 0 | 1 | 0 | 0 | 0 | 0 | 0 | 0 | 0 | 0 | 1 | 1 | .386 |
| Mar. 10 | SOUTHEAST MISSOURI | *SS | 2 | 0 | 0 | 0 | 0 | 0 | 0 | 2 | 0 | 0 | 0 | 0 | 0 | 0 | 0 | 1 | 2 | 0 | .376 |
| Mar. 13 | #1 TENNESSEE* | *SS | 4 | 0 | 0 | 0 | 0 | 0 | 0 | 0 | 0 | 0 | 0 | 0 | 0 | 0 | 0 | 2 | 2 | 0 | .360 |
| Mar. 14 | #1 TENNESSEE* | *SS | 3 | 0 | 1 | 0 | 0 | 0 | 0 | 0 | 0 | 0 | 0 | 0 | 0 | 0 | 0 | 1 | 2 | 0 | .359 |
| Mar. 15 | #1 TENNESSEE* | *SS | 2 | 0 | 0 | 0 | 0 | 0 | 1 | 0 | 0 | 0 | 0 | 0 | 0 | 0 | 1 | 1 | 0 | 0 | .351 |
| Mar. 18 | UAB | *SS | 3 | 0 | 1 | 1 | 0 | 0 | 0 | 0 | 0 | 0 | 0 | 0 | 0 | 0 | 0 | 0 | 1 | 0 | .351 |
| Mar. 20 | at #15 Georgia* | *SS | 4 | 0 | 3 | 2 | 0 | 0 | 0 | 0 | 0 | 0 | 0 | 0 | 0 | 0 | 3 | 0 | 0 | 0 | .366 |
| Mar. 21 | at #15 Georgia* | *SS | 4 | 0 | 1 | 1 | 0 | 0 | 0 | 0 | 0 | 0 | 0 | 0 | 1 | 1 | 0 | 2 | 0 | 0 | .362 |
| Mar. 22 | at #15 Georgia* | *SS | 3 | 1 | 0 | 0 | 0 | 0 | 0 | 1 | 0 | 0 | 0 | 0 | 0 | 0 | 1 | 0 | 3 | 0 | .352 |
| Mar. 25 | UT MARTIN | *SS | 3 | 0 | 1 | 0 | 0 | 0 | 0 | 1 | 0 | 0 | 0 | 0 | 0 | 0 | 0 | 2 | 0 | 0 | .351 |
| Mar. 28 | #23 SOUTH CAROLINA* | *SS | 2 | 0 | 1 | 0 | 0 | 0 | 0 | 0 | 0 | 0 | 0 | 0 | 0 | 0 | 0 | 1 | 0 | 0 | .354 |
| Mar. 29 | #23 SOUTH CAROLINA* | *SS | 3 | 0 | 2 | 0 | 0 | 0 | 0 | 0 | 0 | 0 | 0 | 0 | 0 | 0 | 0 | 0 | 0 | 0 | .362 |
| Mar. 30 | #23 SOUTH CAROLINA* | *SS | 3 | 0 | 0 | 0 | 0 | 0 | 0 | 0 | 0 | 0 | 0 | 0 | 0 | 1 | 3 | 2 | 0 | 0 | .353 |
| Apr. 3 | at #5 Florida* | *SS | 3 | 0 | 1 | 0 | 0 | 0 | 0 | 0 | 0 | 0 | 0 | 0 | 0 | 0 | 0 | 1 | 4 | 0 | .352 |
| Apr. 4 | at #5 Florida* | *SS | 4 | 2 | 2 | 0 | 1 | 0 | 0 | 0 | 0 | 0 | 0 | 0 | 0 | 0 | 0 | 1 | 0 | 0 | .357 |
| Apr. 5 | at #5 Florida* | *SS | 3 | 0 | 0 | 0 | 0 | 0 | 0 | 0 | 0 | 0 | 0 | 0 | 0 | 0 | 1 | 0 | 1 | 0 | .349 |
| Apr. 10 | #8 ARKANSAS* | | | | | | | | | | | | | | | | | | | | |
| Apr. 11 | #8 ARKANSAS* | | | | | | | | | | | | | | | | | | | | |
| Apr. 12 | #8 ARKANSAS* | | | | | | | | | | | | | | | | | | | | |
| Apr. 17 | at #14 Texas A&M* | | | | | | | | | | | | | | | | | | | | |
| Apr. 18 | at #14 Texas A&M* | | | | | | | | | | | | | | | | | | | | |
| Apr. 19 | at #14 Texas A&M* | | | | | | | | | | | | | | | | | | | | |
| Apr. 24 | #21 LSU* | | | | | | | | | | | | | | | | | | | | |
| Apr. 25 | #21 LSU* | | | | | | | | | | | | | | | | | | | | |
| Apr. 26 | #21 LSU* | | | | | | | | | | | | | | | | | | | | |
| Apr. 30 | at Ole Miss* | | | | | | | | | | | | | | | | | | | | |
| May 1 | at Ole Miss* | | | | | | | | | | | | | | | | | | | | |
| May 2 | at Ole Miss* | | | | | | | | | | | | | | | | | | | | |

MULTI-HIT GAMES

| | 2 | 3 | 4 | 5+ | TOTAL |
|--------------|-----------|----------|----------|-----------|-----------|
| 2025 | 8 | 2 | -- | -- | 10 |
| 2026 | 9 | 2 | 1 | -- | 12 |
| TOTAL | 17 | 4 | 1 | -- | 22 |

MULTI-RBI GAMES

| | 2 | 3 | 4 | 5+ | TOTAL |
|--------------|-----------|----------|-----------|-----------|-----------|
| 2025 | 8 | 2 | -- | -- | 10 |
| 2026 | 4 | 1 | -- | -- | 5 |
| TOTAL | 12 | 3 | -- | -- | 15 |

| | AVG | GP-GS | AB | R | H | 2B | 3B | HR | RBI | TB | SLG | BB | HBP | K | GDP | OBP | SF | SH | SB-SBA | PO | A | E | FLD |
|--------------|-------------|--------------|------------|-----------|-----------|----------|----------|----------|-----------|------------|-------------|-----------|----------|-----------|----------|-------------|----------|----------|------------|------------|------------|-----------|-------------|
| 2025 | .331 | 56-51 | 130 | 32 | 43 | 3 | 1 | 7 | 33 | 69 | .531 | 15 | 2 | 13 | 2 | .403 | 2 | 2 | 0-0 | 83 | 70 | 8 | .950 |
| 2026 | .349 | 42-42 | 129 | 26 | 45 | 5 | 0 | 2 | 16 | 56 | .434 | 19 | 2 | 11 | 2 | .440 | 0 | 1 | 1-1 | 39 | 51 | 2 | .978 |
| TOTAL | .340 | 98-93 | 259 | 58 | 88 | 8 | 1 | 9 | 49 | 125 | .483 | 34 | 4 | 24 | 4 | .421 | 2 | 3 | 1-1 | 122 | 121 | 10 | .960 |



31 SYDNEY CARROLL UTL

FRESHMAN | R/R | 6-2 // CHELSEA, ALA. (CHELSEA HS)

SEASON HIGHS

| | |
|----------------|--|
| At-Bats | |
| Hits | |
| Runs Scored | |
| Runs Batted In | |
| Doubles | |
| Triples | |
| Home Runs | |
| Walks | |
| Stolen Bases | |
| Putouts | |
| Assists | |
| Hitting Streak | |

CAREER HIGHS

| | |
|----------------|--|
| At-Bats | |
| Hits | |
| Runs Scored | |
| Runs Batted In | |
| Doubles | |
| Triples | |
| Home Runs | |
| Walks | |
| Stolen Bases | |
| Putouts | |
| Assists | |
| Hitting Streak | |

NOTEWORTHY

- » Has not seen game action.
- » Attended Chelsea High School where her team won the regular-season title three times (2022-24).
- » Began playing with the varsity team in eighth grade and was called up when the program reached the 6A and 7A area championships in 2021.
- » Led Chelsea in home runs in 2022, 2023, and 2024.
- » Played travel ball with the Mississippi Bombers helping the team complete an undefeated season in 2023-24 and reach a No. 2 national ranking.

CARROLL'S GAME-BY-GAME STATS

| DATE | OPPONENT | POS | AB | R | H | RBI | 2B | 3B | HR | BB | SB | CS | HBP | SH | SF | GDP | K | PO | A | E | AVG | |
|---------|------------------------|-----|-----|---|---|-----|----|----|----|----|----|----|-----|----|----|-----|---|----|---|---|-----|----|
| Feb. 5 | at Baylor | | DNP | | | | | | | | | | | | | | | | | | | |
| Feb. 6 | vs. Northwestern State | | DNP | | | | | | | | | | | | | | | | | | | |
| Feb. 6 | vs. Wichita State | | DNP | | | | | | | | | | | | | | | | | | | |
| Feb. 7 | vs. New Mexico | | DNP | | | | | | | | | | | | | | | | | | | |
| Feb. 10 | SOUTHERN MISS | | DNP | | | | | | | | | | | | | | | | | | | |
| Feb. 13 | MURRAY STATE | | DNP | | | | | | | | | | | | | | | | | | | |
| Feb. 13 | RUTGERS | | DNP | | | | | | | | | | | | | | | | | | | |
| Feb. 14 | RUTGERS | | DNP | | | | | | | | | | | | | | | | | | | |
| Feb. 14 | NORTH TEXAS | | DNP | | | | | | | | | | | | | | | | | | | |
| Feb. 15 | NORTH TEXAS | | DNP | | | | | | | | | | | | | | | | | | | |
| Feb. 18 | MEMPHIS | | DNP | | | | | | | | | | | | | | | | | | | |
| Feb. 20 | BELMONT | | DNP | | | | | | | | | | | | | | | | | | | |
| Feb. 20 | SAMFORD | | DNP | | | | | | | | | | | | | | | | | | | |
| Feb. 21 | BELMONT | | DNP | | | | | | | | | | | | | | | | | | | |
| Feb. 21 | DELAWARE STATE | | DNP | | | | | | | | | | | | | | | | | | | |
| Feb. 22 | DELAWARE STATE | | | | | | | | | | | | | | | | | | | | | |
| Feb. 25 | at Georgia Tech | | DNP | | | | | | | | | | | | | | | | | | | |
| Feb. 27 | vs. Wofford | | DNP | | | | | | | | | | | | | | | | | | | |
| Feb. 28 | vs. Georgia Southern | | DNP | | | | | | | | | | | | | | | | | | | |
| Feb. 28 | at #25 Clemson | | DNP | | | | | | | | | | | | | | | | | | | |
| Mar. 1 | at #25 Clemson | | DNP | | | | | | | | | | | | | | | | | | | |
| Mar. 4 | at UAB | | DNP | | | | | | | | | | | | | | | | | | | |
| Mar. 6 | vs. New Mexico | | DNP | | | | | | | | | | | | | | | | | | | |
| Mar. 6 | at South Alabama | | DNP | | | | | | | | | | | | | | | | | | | |
| Mar. 7 | vs. New Mexico | | DNP | | | | | | | | | | | | | | | | | | | |
| Mar. 7 | vs. Samford | | DNP | | | | | | | | | | | | | | | | | | | |
| Mar. 8 | at South Alabama | | DNP | | | | | | | | | | | | | | | | | | | |
| Mar. 10 | SOUTHEAST MISSOURI | | DNP | | | | | | | | | | | | | | | | | | | |
| Mar. 10 | SOUTHEAST MISSOURI | | DNP | | | | | | | | | | | | | | | | | | | |
| Mar. 13 | #1 TENNESSEE* | | DNP | | | | | | | | | | | | | | | | | | | |
| Mar. 14 | #1 TENNESSEE* | | DNP | | | | | | | | | | | | | | | | | | | |
| Mar. 15 | #1 TENNESSEE* | | DNP | | | | | | | | | | | | | | | | | | | |
| Mar. 18 | UAB | | DNP | | | | | | | | | | | | | | | | | | | |
| Mar. 20 | at #15 Georgia* | | DNP | | | | | | | | | | | | | | | | | | | |
| Mar. 21 | at #15 Georgia* | | DNP | | | | | | | | | | | | | | | | | | | |
| Mar. 22 | at #15 Georgia* | | DNP | | | | | | | | | | | | | | | | | | | |
| Mar. 25 | UT MARTIN | | DNP | | | | | | | | | | | | | | | | | | | |
| Mar. 28 | #23 SOUTH CAROLINA* | | DNP | | | | | | | | | | | | | | | | | | | |
| Mar. 29 | #23 SOUTH CAROLINA* | | DNP | | | | | | | | | | | | | | | | | | | |
| Mar. 30 | #23 SOUTH CAROLINA* | | DNP | | | | | | | | | | | | | | | | | | | |
| Apr. 3 | at #5 Florida* | | DNP | | | | | | | | | | | | | | | | | | | |
| Apr. 4 | at #5 Florida* | | DNP | | | | | | | | | | | | | | | | | | | |
| Apr. 5 | at #5 Florida* | | DNP | | | | | | | | | | | | | | | | | | | |
| Apr. 10 | #8 ARKANSAS* | | | | | | | | | | | | | | | | | | | | | -- |
| Apr. 11 | #8 ARKANSAS* | | | | | | | | | | | | | | | | | | | | | -- |
| Apr. 12 | #8 ARKANSAS* | | | | | | | | | | | | | | | | | | | | | -- |
| Apr. 17 | at #14 Texas A&M* | | | | | | | | | | | | | | | | | | | | | -- |
| Apr. 18 | at #14 Texas A&M* | | | | | | | | | | | | | | | | | | | | | -- |
| Apr. 19 | at #14 Texas A&M* | | | | | | | | | | | | | | | | | | | | | -- |
| Apr. 24 | #21 LSU* | | | | | | | | | | | | | | | | | | | | | -- |
| Apr. 25 | #21 LSU* | | | | | | | | | | | | | | | | | | | | | -- |
| Apr. 26 | #21 LSU* | | | | | | | | | | | | | | | | | | | | | -- |
| Apr. 30 | at Ole Miss* | | | | | | | | | | | | | | | | | | | | | -- |
| May 1 | at Ole Miss* | | | | | | | | | | | | | | | | | | | | | -- |
| May 2 | at Ole Miss* | | | | | | | | | | | | | | | | | | | | | -- |

MULTI-HIT GAMES

| | 2 | 3 | 4 | 5+ | TOTAL |
|--------------|----|----|----|----|----------|
| 2026 | -- | -- | -- | -- | 0 |
| TOTAL | -- | -- | -- | -- | 0 |

MULTI-RBI GAMES

| | 2 | 3 | 4 | 5+ | TOTAL |
|--------------|----|----|----|----|----------|
| 2026 | -- | -- | -- | -- | 0 |
| TOTAL | -- | -- | -- | -- | 0 |

| | AVG | GP-GS | AB | R | H | 2B | 3B | HR | RBI | TB | SLG | BB | HBP | K | GDP | OBP | SF | SH | SB-SBA | PO | A | E | FLD |
|--------------|-----|-------|----|----|----|----|----|----|-----|----|-----|----|-----|----|-----|-----|----|----|--------|----|----|----|-----|
| 2026 | -- | -- | -- | -- | -- | -- | -- | -- | -- | -- | -- | -- | -- | -- | -- | -- | -- | -- | -- | -- | -- | -- | -- |
| TOTAL | -- | -- | -- | -- | -- | -- | -- | -- | -- | -- | -- | -- | -- | -- | -- | -- | -- | -- | -- | -- | -- | -- | -- |

33

KINLEY KELLER OF

FRESHMAN | R/R | 5-9 // NEW BRAUNFELS, TEXAS (DAVENPORT HS)



SEASON HIGHS

| | | |
|----------------|------|--|
| At-Bats | 3 | 6x, last, South Carolina, 3/30/26 |
| Hits | 3 | North Texas, 2/15/26 |
| Runs Scored | 3 | North Texas, 2/15/26 |
| Runs Batted In | 2 | 2x, last, at Clemson, 3/1/26 |
| Doubles | 2 | North Texas, 2/15/26 |
| Triples | | |
| Home Runs | 1 | 2x, last, at Georgia, 3/21/26 |
| Walks | 1 | 3x, last, vs. New Mexico, 3/7/26 |
| Stolen Bases | 1 | 3x, last, UT Martin, 3/25/26 |
| Putouts | 3 | at Georgia, 3/22/26 |
| Assists | 1 | Tennessee, 3/13/26 |
| Hitting Streak | 5 gm | 2/10/26, Southern Miss to 2/15/26, North Texas |

CAREER HIGHS

| | | |
|----------------|------|--|
| At-Bats | 3 | 6x, last, South Carolina, 3/30/26 |
| Hits | 3 | North Texas, 2/15/26 |
| Runs Scored | 3 | North Texas, 2/15/26 |
| Runs Batted In | 2 | 2x, last, at Clemson, 3/1/26 |
| Doubles | 2 | North Texas, 2/15/26 |
| Triples | | |
| Home Runs | 1 | 2x, last, at Georgia, 3/21/26 |
| Walks | 1 | 3x, last, vs. New Mexico, 3/7/26 |
| Stolen Bases | 1 | 3x, last, UT Martin, 3/25/26 |
| Putouts | 3 | at Georgia, 3/22/26 |
| Assists | 1 | Tennessee, 3/13/26 |
| Hitting Streak | 5 gm | 2/10/26, Southern Miss to 2/15/26, North Texas |

NOTEWORTHY

- » Tabbed to Softball America's Freshman Watch List.
- » Has played in all 42 games, making 19 starts in center field.
- » Batting .340 (18-for-53).
- » Produced an RBI single against **No. 23 South Carolina (3/29)**.
- » Collected an RBI single and a stolen base against **UT Martin (3/26)**.
- » Hit the game-winning home run in Game 2 at **No. 15 Georgia (3/21)** after entering as a defensive replacement.
- » Recorded her first career outfield assist against **No. 1 Tennessee (3/13)**.
- » Went 2-for-3 at **South Alabama (3/6)** with a stolen base.
- » Singled in her lone at-bat at **UAB (3/4)**.
- » Hit a two-run home run at **No. 25 Clemson (3/1)**.
- » Hit a sacrifice fly vs. **Wofford (2/27)**.
- » Singled and stole a base against **Delaware State (2/21)**.
- » Doubled in a run against **Samford (2/20)**.
- » Named **SEC Freshman of the Week (2/16)** for her play at **The Snowman (2/13-15)** where she went 8-for-12 at the plate with four doubles and six runs.
- » Went 3-for-3 against **North Texas (2/15)** with a pair of doubles, two RBIs and three runs scored.
- » First career hit was a double against **Murray State (2/13)**.
- » Drove in a run with a fielder's choice against **Southern Miss (2/10)**.
- » Drew a walk in her first career plate appearance vs. **New Mexico (2/7)**.
- » Played travel ball with Texas Bombers Gold, winning the 2024 Alliance Fastpitch 18U National Championship and finishing as runners-up in 2025.
- » Hit over .300 on the travel circuit every year of her high school career.
- » Holds Davenport High School's career batting average (.546) and home run (54) records.

KELLER'S GAME-BY-GAME STATS

| DATE | OPPONENT | POS | AB | R | H | RBI | 2B | 3B | HR | BB | SB | CS | HBP | SH | SF | GDP | K | PO | A | E | AVG | |
|---------|------------------------|--------|----|---|---|-----|----|----|----|----|----|----|-----|----|----|-----|---|----|---|---|------|----------|
| Feb. 5 | at Baylor | RF | 0 | 0 | 0 | 0 | 0 | 0 | 0 | 0 | 0 | 0 | 0 | 0 | 0 | 0 | 0 | 0 | 0 | 0 | 0 | -- |
| Feb. 6 | vs. Northwestern State | CF | 0 | 0 | 0 | 0 | 0 | 0 | 0 | 0 | 0 | 0 | 0 | 0 | 0 | 0 | 0 | 1 | 0 | 0 | -- | |
| Feb. 6 | vs. Wichita State | CF | 0 | 0 | 0 | 0 | 0 | 0 | 0 | 0 | 0 | 0 | 0 | 0 | 0 | 0 | 0 | 1 | 0 | 0 | -- | |
| Feb. 7 | vs. New Mexico | CF/RF | 0 | 0 | 0 | 0 | 0 | 0 | 0 | 1 | 0 | 0 | 0 | 0 | 0 | 0 | 0 | 2 | 0 | 0 | -- | |
| Feb. 10 | SOUTHERN MISS | CF | 1 | 1 | 0 | 1 | 0 | 0 | 0 | 0 | 0 | 0 | 0 | 0 | 0 | 0 | 0 | 0 | 0 | 0 | .000 | |
| Feb. 13 | MURRAY STATE | CF/RF | 1 | 1 | 1 | 0 | 1 | 0 | 0 | 0 | 0 | 0 | 0 | 0 | 0 | 0 | 0 | 0 | 0 | 0 | .500 | |
| Feb. 13 | RUTGERS | *CF | 2 | 0 | 1 | 0 | 0 | 0 | 0 | 0 | 0 | 0 | 0 | 0 | 0 | 0 | 1 | 0 | 0 | 0 | .500 | |
| Feb. 14 | RUTGERS | *CF/RF | 2 | 0 | 1 | 1 | 0 | 0 | 0 | 0 | 0 | 0 | 0 | 0 | 0 | 0 | 0 | 0 | 0 | 0 | .500 | |
| Feb. 14 | NORTH TEXAS | *CF/RF | 3 | 2 | 2 | 0 | 1 | 0 | 0 | 0 | 0 | 0 | 0 | 0 | 0 | 0 | 0 | 1 | 0 | 0 | .556 | |
| Feb. 15 | NORTH TEXAS | *CF/RF | 3 | 3 | 3 | 2 | 2 | 0 | 0 | 0 | 0 | 0 | 0 | 0 | 0 | 0 | 0 | 0 | 0 | 0 | .667 | |
| Feb. 18 | MEMPHIS | *CF/RF | 2 | 1 | 0 | 0 | 0 | 0 | 1 | 0 | 0 | 0 | 0 | 0 | 0 | 0 | 0 | 1 | 0 | 0 | .571 | |
| Feb. 20 | BELMONT | *CF/RF | 1 | 0 | 0 | 0 | 0 | 0 | 0 | 0 | 0 | 0 | 0 | 1 | 0 | 0 | 0 | 1 | 0 | 0 | .533 | |
| Feb. 20 | SAMFORD | *CF/RF | 3 | 0 | 1 | 1 | 1 | 0 | 0 | 0 | 0 | 0 | 0 | 0 | 0 | 0 | 0 | 0 | 0 | 0 | .500 | |
| Feb. 21 | BELMONT | *CF/RF | 2 | 0 | 0 | 0 | 0 | 0 | 0 | 0 | 0 | 0 | 0 | 0 | 0 | 0 | 0 | 0 | 0 | 0 | .450 | |
| Feb. 21 | DELAWARE STATE | *CF | 2 | 1 | 1 | 0 | 0 | 0 | 0 | 0 | 1 | 0 | 0 | 0 | 0 | 0 | 0 | 0 | 0 | 0 | .455 | |
| Feb. 22 | DELAWARE STATE | | | | | | | | | | | | | | | | | | | | | CANCELED |
| Feb. 25 | at Georgia Tech | *CF | 2 | 0 | 0 | 0 | 0 | 0 | 0 | 0 | 0 | 0 | 0 | 0 | 0 | 0 | 0 | 1 | 1 | 0 | .417 | |
| Feb. 27 | vs. Wofford | PR/RF | 0 | 0 | 0 | 1 | 0 | 0 | 0 | 0 | 0 | 0 | 0 | 0 | 1 | 0 | 0 | 0 | 0 | 0 | .417 | |
| Feb. 28 | vs. Georgia Southern | RF | 0 | 0 | 0 | 0 | 0 | 0 | 0 | 0 | 0 | 0 | 0 | 0 | 0 | 0 | 0 | 0 | 0 | 0 | .417 | |
| Feb. 28 | at #25 Clemson | *CF/RF | 2 | 0 | 0 | 0 | 0 | 0 | 0 | 0 | 0 | 0 | 0 | 0 | 0 | 0 | 0 | 0 | 0 | 0 | .385 | |
| Mar. 1 | at #25 Clemson | PR/LF | 1 | 2 | 1 | 2 | 0 | 0 | 0 | 0 | 0 | 0 | 0 | 0 | 0 | 0 | 0 | 1 | 0 | 0 | .407 | |
| Mar. 4 | at UAB | RF | 1 | 0 | 1 | 0 | 0 | 0 | 0 | 0 | 0 | 0 | 0 | 0 | 0 | 0 | 0 | 2 | 0 | 0 | .429 | |
| Mar. 6 | vs. New Mexico | CF/RF | 0 | 0 | 0 | 0 | 0 | 0 | 0 | 0 | 0 | 0 | 0 | 0 | 0 | 0 | 0 | 1 | 0 | 0 | .429 | |
| Mar. 6 | at South Alabama | *CF/RF | 3 | 1 | 2 | 0 | 0 | 0 | 0 | 0 | 1 | 0 | 0 | 0 | 0 | 0 | 0 | 1 | 0 | 0 | .452 | |
| Mar. 7 | vs. New Mexico | *CF/RF | 1 | 0 | 0 | 0 | 0 | 0 | 0 | 1 | 0 | 0 | 0 | 0 | 0 | 0 | 0 | 0 | 0 | 0 | .438 | |
| Mar. 7 | vs. Samford | RF | 0 | 0 | 0 | 0 | 0 | 0 | 0 | 0 | 0 | 0 | 0 | 0 | 0 | 0 | 0 | 0 | 0 | 0 | .438 | |
| Mar. 8 | at South Alabama | RF | 0 | 0 | 0 | 0 | 0 | 0 | 0 | 0 | 0 | 0 | 0 | 0 | 0 | 0 | 0 | 0 | 0 | 0 | .438 | |
| Mar. 10 | SOUTHEAST MISSOURI | *CF/RF | 2 | 1 | 0 | 0 | 0 | 0 | 0 | 0 | 0 | 0 | 0 | 0 | 0 | 0 | 0 | 2 | 0 | 0 | .412 | |
| Mar. 10 | SOUTHEAST MISSOURI | RF | 0 | 0 | 0 | 0 | 0 | 0 | 0 | 0 | 0 | 0 | 0 | 0 | 0 | 0 | 0 | 1 | 0 | 0 | .412 | |
| Mar. 13 | #1 TENNESSEE* | RF | 1 | 0 | 0 | 0 | 0 | 0 | 0 | 0 | 0 | 0 | 0 | 0 | 0 | 0 | 0 | 0 | 1 | 0 | .400 | |
| Mar. 14 | #1 TENNESSEE* | *CF/RF | 1 | 0 | 0 | 0 | 0 | 0 | 0 | 0 | 0 | 0 | 0 | 0 | 0 | 0 | 0 | 0 | 0 | 0 | .389 | |
| Mar. 15 | #1 TENNESSEE* | *CF/RF | 2 | 0 | 0 | 0 | 0 | 0 | 0 | 0 | 0 | 0 | 0 | 0 | 0 | 0 | 2 | 0 | 0 | 0 | .368 | |
| Mar. 18 | UAB | PR/RF | 0 | 0 | 0 | 0 | 0 | 0 | 0 | 0 | 0 | 0 | 0 | 0 | 0 | 0 | 0 | 0 | 0 | 0 | .368 | |
| Mar. 20 | at #15 Georgia* | RF | 0 | 0 | 0 | 0 | 0 | 0 | 0 | 0 | 0 | 0 | 0 | 0 | 0 | 0 | 0 | 0 | 0 | 0 | .368 | |
| Mar. 21 | at #15 Georgia* | RF | 1 | 1 | 1 | 1 | 0 | 0 | 1 | 0 | 0 | 0 | 0 | 0 | 0 | 0 | 0 | 0 | 0 | 0 | .385 | |
| Mar. 22 | at #15 Georgia* | RF/CF | 2 | 0 | 0 | 0 | 0 | 0 | 0 | 0 | 0 | 0 | 0 | 0 | 0 | 0 | 0 | 3 | 0 | 0 | .366 | |
| Mar. 25 | UT MARTIN | CF/RF | 2 | 0 | 2 | 1 | 0 | 0 | 0 | 0 | 1 | 0 | 0 | 0 | 0 | 0 | 0 | 0 | 0 | 0 | .395 | |
| Mar. 28 | #23 SOUTH CAROLINA* | PH/CF | 1 | 0 | 0 | 0 | 0 | 0 | 0 | 0 | 0 | 0 | 0 | 0 | 0 | 0 | 0 | 0 | 0 | 0 | .386 | |
| Mar. 29 | #23 SOUTH CAROLINA* | *CF/RF | 3 | 0 | 1 | 1 | 0 | 0 | 0 | 0 | 0 | 0 | 0 | 0 | 0 | 0 | 0 | 1 | 1 | 0 | .383 | |
| Mar. 30 | #23 SOUTH CAROLINA* | *CF/RF | 3 | 0 | 0 | 0 | 0 | 0 | 0 | 0 | 0 | 0 | 0 | 0 | 0 | 0 | 0 | 1 | 0 | 0 | .360 | |
| Apr. 3 | at #5 Florida* | *CF/RF | 2 | 0 | 0 | 0 | 0 | 0 | 0 | 0 | 0 | 0 | 0 | 0 | 0 | 0 | 0 | 0 | 0 | 0 | .346 | |
| Apr. 4 | at #5 Florida* | RF/CF | 1 | 0 | 0 | 0 | 0 | 0 | 0 | 0 | 0 | 0 | 0 | 0 | 0 | 0 | 0 | 0 | 0 | 0 | .340 | |
| Apr. 5 | at #5 Florida* | RF | 0 | 0 | 0 | 0 | 0 | 0 | 0 | 0 | 0 | 0 | 0 | 0 | 0 | 0 | 0 | 0 | 0 | 0 | .340 | |
| Apr. 10 | #8 ARKANSAS* | | | | | | | | | | | | | | | | | | | | | |
| Apr. 11 | #8 ARKANSAS* | | | | | | | | | | | | | | | | | | | | | |
| Apr. 12 | #8 ARKANSAS* | | | | | | | | | | | | | | | | | | | | | |
| Apr. 17 | at #14 Texas A&M* | | | | | | | | | | | | | | | | | | | | | |
| Apr. 18 | at #14 Texas A&M* | | | | | | | | | | | | | | | | | | | | | |
| Apr. 19 | at #14 Texas A&M* | | | | | | | | | | | | | | | | | | | | | |
| Apr. 24 | #21 LSU* | | | | | | | | | | | | | | | | | | | | | |
| Apr. 25 | #21 LSU* | | | | | | | | | | | | | | | | | | | | | |
| Apr. 26 | #21 LSU* | | | | | | | | | | | | | | | | | | | | | |
| Apr. 30 | at Ole Miss* | | | | | | | | | | | | | | | | | | | | | |
| May 1 | at Ole Miss* | | | | | | | | | | | | | | | | | | | | | |
| May 2 | at Ole Miss* | | | | | | | | | | | | | | | | | | | | | |

MULTI-HIT GAMES

| | 2 | 3 | 4 | 5+ | TOTAL |
|--------------|----------|----------|-----------|-----------|----------|
| 2026 | 3 | 1 | -- | -- | 4 |
| TOTAL | 3 | 1 | -- | -- | 4 |

MULTI-RBI GAMES

| | 2 | 3 | 4 | 5+ | TOTAL |
|--------------|----------|-----------|-----------|-----------|----------|
| 2026 | 2 | -- | -- | -- | 2 |
| TOTAL | 2 | -- | -- | -- | 2 |

| | AVG | GP-GS | AB | R | H | 2B | 3B | HR | RBI | TB | SLG | BB | HBP | SO | GDP | OBP | SF | SH | SB-ATT | PO | A | E | FLD |
|--------------|-------------|--------------|-----------|-----------|-----------|----------|----------|----------|-----------|-----------|------|----|-----|----|-----|------|----|----|--------|----|---|---|-------|
| 2026 | .340 | 42-19 | 53 | 14 | 18 | 5 | 0 | 2 | 11 | 29 | .547 | 3 | 0 | 6 | 0 | .368 | 1 | 1 | 3-3 | 20 | 1 | 0 | 1.000 |
| TOTAL | .340 | 42-19 | 53 | 14 | 18 | 5 | 0 | 2 | 11 | 29 | < | | | | | | | | | | | | |



41 TAYLOR TROUTMAN INF

REDSHIRT FRESHMAN | 5-10 | L/R // HENDERSON, KY. (HENDERSON COUNTY HS)

SEASON HIGHS

| | | |
|----------------|------|--|
| At-Bats | 4 | 3x, last, at Georgia, 3/22/26 |
| Hits | 2 | 3x, last, at Georgia, 3/22/26 |
| Runs Scored | 2 | vs. Northwestern State, 2/6/26 |
| Runs Batted In | 3 | 2x, last, at Georgia, 3/22/26 |
| Doubles | 1 | 3x, last, at Georgia, 3/22/26 |
| Home Runs | 2 | vs. Northwestern State, 2/6/26 |
| Walks | 1 | 5x, last, Murray State, 2/13/26 |
| Stolen Bases | | |
| Putouts | | |
| Assists | | |
| Hitting Streak | 4 gm | 2/6/26, vs. Northwestern State to 2/10/16, Southern Miss |

CAREER HIGHS

| | | |
|----------------|------|--|
| At-Bats | 4 | 3x, last, at Georgia, 3/22/26 |
| Hits | 2 | 3x, last, at Georgia, 3/22/26 |
| Runs Scored | 2 | vs. Northwestern State, 2/6/26 |
| Runs Batted In | 3 | 2x, last, at Georgia, 3/22/26 |
| Doubles | 1 | 3x, last, at Georgia, 3/22/26 |
| Home Runs | 2 | vs. Northwestern State, 2/6/26 |
| Walks | 1 | 5x, last, Murray State, 2/13/26 |
| Stolen Bases | | |
| Putouts | | |
| Assists | | |
| Hitting Streak | 4 gm | 2/6/26, vs. Northwestern State to 2/10/16, Southern Miss |

NOTEWORTHY

- » Has played in 34 games, starting 20 as the designated player.
- » Batting .281 (18-for-64) on the year.
- » Drove in the game-tying run with a pinch-hit sacrifice fly in the top of the seventh at **No. 5 Florida (4/5)**.
- » Picked up two hits, including a double, and three RBIs at **No. 15 Georgia (3/22)**.
- » Plated a pair of runs in the win over **UAB (3/18)**.
- » Provided the walk-off home run to defeat **No. 1 Tennessee (3/14)** to hand the Lady Vols their first loss of the year.
- » Hit a solo home run in the ninth inning against **No. 1 Tennessee (3/13)**.
- » Doubled against **SE Missouri (3/10)**.
- » Singled twice vs. **New Mexico (3/6)**.
- » Delivered a pinch-hit double against **Samford (2/20)**.
- » drove in a run against **Memphis (2/18)**.
- » Walked and singled vs. **New Mexico (2/7)** and against **Southern Miss (2/10)**.
- » Homered in her first two career at-bats vs. **Northwestern State (2/6)** and later walked.
- » Walked in her first career plate appearance at **Baylor (2/5)** as a pinch hitter.
- » Missed the 2025 season while recovering from a torn ACL in the fall and redshirted.
- » Tabbed the No. 8 player in the 2024 class by Perfect Game and the No. 9 player nationally by Extra Inning Softball.
- » Selected to the PGF Futures All-American Game and Triple Crown Futures All-American Game.
- » Played at Henderson County High School where she holds school records in career RBIs and home runs and is among the top 10 in school history for batting average, hits, runs and triples.

TROUTMAN'S GAME-BY-GAME STATS

| DATE | OPPONENT | POS | AB | R | H | RBI | 2B | 3B | HR | BB | SB | CS | HBP | SH | SF | GDP | K | PO | A | E | AVG | |
|---------|------------------------|-----|----|---|---|-----|----|----|----|----|----|----|-----|----|----|-----|---|----|---|---|-----|-------|
| Feb. 5 | at Baylor | PH | 0 | 0 | 0 | 0 | 0 | 0 | 0 | 1 | 0 | 0 | 0 | 0 | 0 | 0 | 0 | 0 | 0 | 0 | 0 | -- |
| Feb. 6 | vs. Northwestern State | *DP | 2 | 2 | 2 | 3 | 0 | 0 | 2 | 1 | 0 | 0 | 0 | 0 | 0 | 0 | 0 | 0 | 0 | 0 | 0 | 1.000 |
| Feb. 6 | vs. Wichita State | *DP | 4 | 0 | 1 | 0 | 0 | 0 | 0 | 0 | 0 | 0 | 0 | 0 | 0 | 0 | 1 | 0 | 0 | 0 | 0 | .500 |
| Feb. 7 | vs. New Mexico | *DP | 3 | 1 | 1 | 0 | 0 | 0 | 0 | 1 | 0 | 0 | 0 | 0 | 0 | 0 | 0 | 0 | 0 | 0 | 0 | .444 |
| Feb. 10 | SOUTHERN MISS | *DP | 2 | 0 | 1 | 0 | 0 | 0 | 0 | 1 | 0 | 0 | 0 | 0 | 0 | 0 | 0 | 0 | 0 | 0 | 0 | .455 |
| Feb. 13 | MURRAY STATE | *DP | 1 | 1 | 0 | 1 | 0 | 0 | 0 | 0 | 0 | 0 | 0 | 0 | 0 | 0 | 0 | 1 | 0 | 0 | 0 | .417 |
| Feb. 13 | RUTGERS | PH | 1 | 0 | 0 | 0 | 0 | 0 | 0 | 0 | 0 | 0 | 0 | 0 | 0 | 0 | 0 | 0 | 0 | 0 | 0 | .385 |
| Feb. 14 | RUTGERS | PH | 1 | 0 | 1 | 0 | 0 | 0 | 0 | 0 | 0 | 0 | 0 | 0 | 0 | 0 | 0 | 0 | 0 | 0 | 0 | .429 |
| Feb. 14 | NORTH TEXAS | *DP | 3 | 0 | 1 | 0 | 0 | 0 | 0 | 0 | 0 | 0 | 0 | 0 | 0 | 0 | 0 | 0 | 0 | 0 | 0 | .412 |
| Feb. 15 | NORTH TEXAS | *DP | 2 | 0 | 0 | 0 | 0 | 0 | 0 | 0 | 0 | 0 | 0 | 0 | 0 | 0 | 0 | 0 | 0 | 0 | 0 | .368 |
| Feb. 18 | MEMPHIS | PH | 1 | 0 | 1 | 1 | 0 | 0 | 0 | 0 | 0 | 0 | 0 | 0 | 0 | 0 | 0 | 0 | 0 | 0 | 0 | .400 |
| Feb. 20 | BELMONT | *DP | 2 | 0 | 0 | 0 | 0 | 0 | 0 | 0 | 0 | 0 | 0 | 0 | 0 | 0 | 2 | 0 | 0 | 0 | 0 | .364 |
| Feb. 20 | SAMFORD | PH | 1 | 0 | 1 | 0 | 1 | 0 | 0 | 0 | 0 | 0 | 0 | 0 | 0 | 0 | 0 | 0 | 0 | 0 | 0 | .391 |
| Feb. 21 | BELMONT | PH | 1 | 0 | 0 | 0 | 0 | 0 | 0 | 0 | 0 | 0 | 0 | 0 | 0 | 0 | 0 | 1 | 0 | 0 | 0 | .375 |
| Feb. 21 | DELAWARE STATE | PH | 1 | 0 | 0 | 0 | 0 | 0 | 0 | 0 | 0 | 0 | 0 | 0 | 0 | 0 | 0 | 0 | 0 | 0 | 0 | .360 |
| Feb. 22 | DELAWARE STATE | | | | | | | | | | | | | | | | | | | | | |
| Feb. 25 | at Georgia Tech | PH | 1 | 0 | 0 | 0 | 0 | 0 | 0 | 0 | 0 | 0 | 0 | 0 | 0 | 0 | 0 | 0 | 0 | 0 | 0 | .346 |
| Feb. 27 | vs. Wolford | DNP | | | | | | | | | | | | | | | | | | | | |
| Feb. 28 | vs. Georgia Southern | DNP | | | | | | | | | | | | | | | | | | | | |
| Feb. 28 | at #25 Clemson | DNP | | | | | | | | | | | | | | | | | | | | |
| Mar. 1 | at #25 Clemson | *DP | 2 | 0 | 0 | 0 | 0 | 0 | 0 | 0 | 0 | 0 | 0 | 0 | 0 | 0 | 0 | 0 | 0 | 0 | 0 | .321 |
| Mar. 4 | at UAB | DNP | | | | | | | | | | | | | | | | | | | | |
| Mar. 6 | vs. New Mexico | *DP | 3 | 0 | 2 | 0 | 0 | 0 | 0 | 0 | 0 | 0 | 0 | 0 | 0 | 0 | 0 | 0 | 0 | 0 | 0 | .355 |
| Mar. 6 | at South Alabama | *DP | 3 | 0 | 0 | 0 | 0 | 0 | 0 | 0 | 0 | 0 | 0 | 0 | 0 | 0 | 0 | 1 | 0 | 0 | 0 | .324 |
| Mar. 7 | vs. New Mexico | DNP | | | | | | | | | | | | | | | | | | | | |
| Mar. 7 | vs. Samford | DNP | | | | | | | | | | | | | | | | | | | | |
| Mar. 8 | at South Alabama | PH | 1 | 0 | 0 | 0 | 0 | 0 | 0 | 0 | 0 | 0 | 0 | 0 | 0 | 0 | 0 | 1 | 0 | 0 | 0 | .314 |
| Mar. 10 | SOUTHEAST MISSOURI | DNP | | | | | | | | | | | | | | | | | | | | |
| Mar. 10 | SOUTHEAST MISSOURI | PH | 1 | 0 | 1 | 0 | 1 | 0 | 0 | 0 | 0 | 0 | 0 | 0 | 0 | 0 | 0 | 0 | 0 | 0 | 0 | .333 |
| Mar. 13 | #1 TENNESSEE* | PH | 1 | 1 | 1 | 1 | 0 | 0 | 1 | 0 | 0 | 0 | 0 | 0 | 0 | 0 | 0 | 0 | 0 | 0 | 0 | .351 |
| Mar. 14 | #1 TENNESSEE* | *DP | 3 | 1 | 1 | 1 | 0 | 0 | 1 | 0 | 0 | 0 | 0 | 0 | 0 | 0 | 2 | 0 | 0 | 0 | 0 | .350 |
| Mar. 15 | #1 TENNESSEE* | *DP | 3 | 0 | 0 | 0 | 0 | 0 | 0 | 0 | 0 | 0 | 0 | 0 | 0 | 1 | 0 | 0 | 0 | 0 | 0 | .326 |
| Mar. 18 | UAB | *DP | 3 | 0 | 1 | 2 | 0 | 0 | 0 | 0 | 0 | 0 | 0 | 0 | 0 | 0 | 0 | 0 | 0 | 0 | 0 | .326 |
| Mar. 20 | at #15 Georgia* | *DP | 4 | 0 | 1 | 0 | 0 | 0 | 0 | 0 | 0 | 0 | 0 | 0 | 0 | 0 | 0 | 0 | 0 | 0 | 0 | .320 |
| Mar. 21 | at #15 Georgia* | *DP | 2 | 0 | 0 | 0 | 0 | 0 | 0 | 0 | 0 | 0 | 0 | 0 | 0 | 0 | 1 | 0 | 0 | 0 | 0 | .308 |
| Mar. 22 | at #15 Georgia* | *DP | 4 | 0 | 2 | 3 | 1 | 0 | 0 | 0 | 0 | 0 | 0 | 0 | 0 | 0 | 1 | 0 | 0 | 0 | 0 | .321 |
| Mar. 25 | UT MARTIN | *DP | 1 | 0 | 0 | 0 | 0 | 0 | 1 | 0 | 0 | 0 | 0 | 0 | 0 | 0 | 0 | 0 | 0 | 0 | 0 | .316 |
| Mar. 28 | #23 SOUTH CAROLINA* | *DP | 3 | 0 | 0 | 0 | 0 | 0 | 0 | 0 | 0 | 0 | 0 | 0 | 0 | 0 | 1 | 0 | 0 | 0 | 0 | .300 |
| Mar. 29 | #23 SOUTH CAROLINA* | *DP | 2 | 0 | 0 | 0 | 0 | 0 | 0 | 0 | 0 | 0 | 0 | 0 | 0 | 0 | 0 | 1 | 0 | 0 | 0 | .290 |
| Mar. 30 | #23 SOUTH CAROLINA* | DNP | | | | | | | | | | | | | | | | | | | | |
| Apr. 3 | at #5 Florida* | PH | 1 | 0 | 0 | 0 | 0 | 0 | 0 | 0 | 0 | 0 | 0 | 0 | 0 | 0 | 0 | 0 | 0 | 0 | 0 | .286 |
| Apr. 4 | at #5 Florida* | PH | 1 | 0 | 0 | 0 | 0 | 0 | 0 | 0 | 0 | 0 | 0 | 0 | 0 | 0 | 0 | 1 | 0 | 0 | 0 | .281 |
| Apr. 5 | at #5 Florida* | PH | 0 | 0 | 0 | 1 | 0 | 0 | 0 | 0 | 0 | 0 | 0 | 0 | 1 | 0 | 0 | 0 | 0 | 0 | 0 | .281 |
| Apr. 10 | #8 ARKANSAS* | | | | | | | | | | | | | | | | | | | | | |
| Apr. 11 | #8 ARKANSAS* | | | | | | | | | | | | | | | | | | | | | |
| Apr. 12 | #8 ARKANSAS* | | | | | | | | | | | | | | | | | | | | | |
| Apr. 17 | at #14 Texas A&M* | | | | | | | | | | | | | | | | | | | | | |
| Apr. 18 | at #14 Texas A&M* | | | | | | | | | | | | | | | | | | | | | |
| Apr. 19 | at #14 Texas A&M* | | | | | | | | | | | | | | | | | | | | | |
| Apr. 24 | #21 LSU* | | | | | | | | | | | | | | | | | | | | | |
| Apr. 25 | #21 LSU* | | | | | | | | | | | | | | | | | | | | | |
| Apr. 26 | #21 LSU* | | | | | | | | | | | | | | | | | | | | | |
| Apr. 30 | at Ole Miss* | | | | | | | | | | | | | | | | | | | | | |
| May 1 | at Ole Miss* | | | | | | | | | | | | | | | | | | | | | |
| May 2 | at Ole Miss* | | | | | | | | | | | | | | | | | | | | | |

MULTI-HIT GAMES

| | 2 | 3 | 4 | 5+ | TOTAL |
|--------------|----------|-----------|-----------|-----------|----------|
| 2026 | 3 | -- | -- | -- | 3 |
| TOTAL | 3 | -- | -- | -- | 3 |

MULTI-RBI GAMES

| | 2 | 3 | 4 | 5+ | TOTAL |
|--------------|----------|----------|-----------|-----------|----------|
| 2026 | 1 | 2 | -- | -- | 3 |
| TOTAL | 1 | 2 | -- | -- | 3 |

| | AVG | GP-GS | AB | R | H | 2B | 3B | HR | RBI | TB | SLG | BB | HBP | SO | GDP | OBP | SF | SH | SB-ATT | PO | A | E | FLD |
|--------------|-------------|--------------|-----------|----------|-----------|----------|----------|----------|-----------|-----------|-------------|----------|----------|-----------|----------|-------------|----------|----------|------------|----------|----------|----------|-------------|
| 2025 | | | | | | | | | | | | | | | | | | | | | | | |
| 2026 | .281 | 34-20 | 64 | 6 | 18 | 3 | 0 | 4 | 13 | 33 | .516 | 6 | 0 | 14 | 1 | .338 | 1 | 0 | 0-0 | 0 | 0 | 0 | .000 |
| TOTAL | .281 | 34-20 | 64 | 6 | 18 | 3 | 0 | 4 | 13 | 33 | .516 | 6 | 0 | 14 | 1 | .338 | 1 | 0 | 0-0 | 0 | 0 | 0 | .000 |

42

KALANI SELLS OF

SOPHOMORE | 5-4 | R/R // JASPER, TEXAS (JASPER HS)



SEASON HIGHS

| | | |
|----------------|------|---------------------------------------|
| At-Bats | 2 | 2x, last, Southeast Missouri, 3/10/26 |
| Hits | 1 | 3x, last, Southeast Missouri, 3/10/26 |
| Runs Scored | 1 | 5x, last, at Florida, 4/4/26 |
| Runs Batted In | 3 | Rutgers, 2/14/26 |
| Doubles | | |
| Triples | | |
| Home Runs | 1 | Rutgers, 2/14/26 |
| Walks | 1 | 2x, last, South Carolina, 3/29/26 |
| Stolen Bases | 1 | vs. Northwestern State, 2/6/26 |
| Putouts | 2 | at Clemson, 2/28/26 |
| Assists | 1 | South Carolina, 3/30/26 |
| Hitting Streak | 1 gm | 3x, last, 3/10/26, Southeast Missouri |

CAREER HIGHS

| | | |
|----------------|------|--|
| At-Bats | 2 | 2x, last, Southeast Missouri, 3/10/26 |
| Hits | 1 | 3x, last, Southeast Missouri, 3/10/26 |
| Runs Scored | 1 | 15x, last, at Florida, 4/4/26 |
| Runs Batted In | 3 | Rutgers, 2/14/26 |
| Doubles | | |
| Triples | | |
| Home Runs | 1 | Rutgers, 2/14/26 |
| Walks | 1 | 3x, last, South Carolina, 3/29/26 |
| Stolen Bases | 1 | 4x, last, vs. Northwestern State, 2/6/26 |
| Putouts | 3 | 2x, last, Ole Miss, 5/2/25 |
| Assists | 1 | South Carolina, 3/30/26 |
| Hitting Streak | 1 gm | 3x, last, 3/10/26, Southeast Missouri |

NOTEWORTHY

- » Has played in 41 of 42 games off the bench and is State's most-used substitute.
- » Has subbed in to play an outfield position in all but one game.
- » Scored as a pinch runner at **No. 5 Florida (4/4)**.
- » Threw out the tying run at the plate against **No. 23 South Carolina (3/30)** for her first career outfield assist.
- » Recorded two putouts at **No. 25 Clemson (2/28)**.
- » Scored as a pinch runner vs. **Georgia Southern (2/28)**.
- » Singled and scored off the bench against **Delaware State (2/21)**.
- » Homered for her first career hit against **Rutgers (2/13)**, driving in three.
- » Pinch ran vs. **Northwestern State (2/6)** and stole a base.
- » Has subbed in to play center and left field in every game.
- » Played in 54 games, making one start in left field, last year.
- » Was State's most-used substitute in 2025.
- » Younger sister of fellow Bulldog Kiarra Sells.

SELLS' GAME-BY-GAME STATS

| DATE | OPPONENT | POS | AB | R | H | RBI | 2B | 3B | HR | BB | SB | CS | HBP | SH | SF | GDP | K | PO | A | E | AVG | |
|---------|------------------------|-------|----|---|---|-----|----|----|----|----|----|----|-----|----|----|-----|---|----|---|---|------|----------|
| Feb. 5 | at Baylor | CF | 0 | 0 | 0 | 0 | 0 | 0 | 0 | 0 | 0 | 0 | 0 | 0 | 0 | 0 | 0 | 0 | 0 | 0 | 0 | -- |
| Feb. 6 | vs. Northwestern State | PR/CF | 0 | 0 | 0 | 0 | 0 | 0 | 0 | 0 | 1 | 0 | 0 | 0 | 0 | 0 | 0 | 0 | 0 | 0 | 0 | -- |
| Feb. 6 | vs. Wichita State | CF | 0 | 0 | 0 | 0 | 0 | 0 | 0 | 0 | 0 | 0 | 0 | 0 | 0 | 0 | 0 | 0 | 0 | 0 | 0 | -- |
| Feb. 7 | vs. New Mexico | PR/CF | 0 | 0 | 0 | 0 | 0 | 0 | 0 | 0 | 0 | 0 | 0 | 0 | 0 | 0 | 0 | 0 | 0 | 0 | 0 | -- |
| Feb. 10 | SOUTHERN MISS | LF | 0 | 0 | 0 | 0 | 0 | 0 | 0 | 0 | 0 | 0 | 0 | 0 | 0 | 0 | 0 | 0 | 0 | 0 | 0 | -- |
| Feb. 13 | MURRAY STATE | CF | 0 | 0 | 0 | 0 | 0 | 0 | 0 | 0 | 0 | 0 | 0 | 0 | 0 | 0 | 0 | 0 | 0 | 0 | 0 | -- |
| Feb. 13 | RUTGERS | PR/LF | 0 | 0 | 0 | 0 | 0 | 0 | 0 | 0 | 0 | 0 | 0 | 0 | 0 | 0 | 0 | 0 | 0 | 0 | 0 | -- |
| Feb. 14 | RUTGERS | CF | 1 | 1 | 1 | 3 | 0 | 0 | 1 | 0 | 0 | 0 | 0 | 0 | 0 | 0 | 0 | 0 | 0 | 0 | 0 | 1.000 |
| Feb. 14 | NORTH TEXAS | CF | 0 | 0 | 0 | 0 | 0 | 0 | 0 | 0 | 0 | 0 | 0 | 0 | 0 | 0 | 0 | 0 | 0 | 0 | 0 | 1.000 |
| Feb. 15 | NORTH TEXAS | LF/CF | 0 | 0 | 0 | 0 | 0 | 0 | 0 | 0 | 0 | 0 | 0 | 0 | 0 | 0 | 0 | 0 | 0 | 0 | 0 | 1.000 |
| Feb. 18 | MEMPHIS | LF/CF | 1 | 0 | 0 | 0 | 0 | 0 | 0 | 0 | 0 | 0 | 0 | 0 | 0 | 0 | 0 | 0 | 0 | 0 | 0 | .500 |
| Feb. 20 | BELMONT | CF | 0 | 0 | 0 | 0 | 0 | 0 | 0 | 0 | 0 | 0 | 0 | 0 | 0 | 0 | 0 | 0 | 0 | 0 | 0 | .500 |
| Feb. 20 | SAMFORD | CF | 0 | 0 | 0 | 0 | 0 | 0 | 0 | 0 | 0 | 0 | 0 | 0 | 0 | 0 | 0 | 0 | 0 | 0 | 0 | .500 |
| Feb. 21 | BELMONT | CF | 0 | 0 | 0 | 0 | 0 | 0 | 0 | 0 | 0 | 0 | 0 | 0 | 0 | 0 | 0 | 0 | 0 | 0 | 0 | .500 |
| Feb. 21 | DELAWARE STATE | RF | 2 | 1 | 1 | 0 | 0 | 0 | 0 | 0 | 0 | 0 | 0 | 0 | 0 | 0 | 1 | 0 | 0 | 0 | .500 | |
| Feb. 22 | DELAWARE STATE | | | | | | | | | | | | | | | | | | | | | CANCELED |
| Feb. 25 | at Georgia Tech | CF | 0 | 0 | 0 | 0 | 0 | 0 | 0 | 0 | 0 | 0 | 0 | 0 | 0 | 0 | 0 | 0 | 0 | 0 | 0 | .500 |
| Feb. 27 | vs. Wofford | CF | 0 | 0 | 0 | 0 | 0 | 0 | 0 | 1 | 0 | 0 | 0 | 0 | 0 | 0 | 0 | 0 | 0 | 0 | 0 | .500 |
| Feb. 28 | vs. Georgia Southern | PR/CF | 1 | 1 | 0 | 0 | 0 | 0 | 0 | 0 | 0 | 0 | 0 | 0 | 0 | 0 | 0 | 0 | 0 | 0 | 0 | .400 |
| Feb. 28 | at #25 Clemson | CF | 0 | 0 | 0 | 0 | 0 | 0 | 0 | 0 | 0 | 0 | 0 | 0 | 0 | 0 | 0 | 0 | 2 | 0 | 0 | .400 |
| Mar. 1 | at #25 Clemson | RF/CF | 0 | 0 | 0 | 0 | 0 | 0 | 0 | 0 | 0 | 0 | 0 | 0 | 0 | 0 | 0 | 0 | 0 | 0 | 0 | .400 |
| Mar. 4 | at UAB | CF | 0 | 0 | 0 | 0 | 0 | 0 | 0 | 0 | 0 | 0 | 0 | 0 | 0 | 0 | 0 | 0 | 0 | 0 | 0 | .400 |
| Mar. 6 | vs. New Mexico | CF | 0 | 0 | 0 | 0 | 0 | 0 | 0 | 0 | 0 | 0 | 0 | 0 | 0 | 0 | 0 | 0 | 1 | 0 | 0 | .400 |
| Mar. 6 | at South Alabama | CF | 0 | 0 | 0 | 0 | 0 | 0 | 0 | 0 | 0 | 0 | 0 | 0 | 0 | 0 | 0 | 0 | 0 | 0 | 0 | .400 |
| Mar. 7 | vs. New Mexico | CF | 0 | 0 | 0 | 0 | 0 | 0 | 0 | 0 | 0 | 0 | 0 | 0 | 0 | 0 | 0 | 0 | 0 | 0 | 0 | .400 |
| Mar. 7 | vs. Samford | CF | 0 | 0 | 0 | 0 | 0 | 0 | 0 | 0 | 0 | 0 | 0 | 0 | 0 | 0 | 0 | 0 | 0 | 0 | 0 | .400 |
| Mar. 8 | at South Alabama | CF | 0 | 0 | 0 | 0 | 0 | 0 | 0 | 0 | 0 | 0 | 0 | 0 | 0 | 0 | 0 | 0 | 1 | 0 | 0 | .400 |
| Mar. 10 | SOUTHEAST MISSOURI | CF | 0 | 0 | 0 | 0 | 0 | 0 | 0 | 0 | 0 | 0 | 0 | 0 | 0 | 0 | 0 | 0 | 0 | 0 | 0 | .400 |
| Mar. 10 | SOUTHEAST MISSOURI | PR/CF | 2 | 0 | 1 | 0 | 0 | 0 | 0 | 0 | 0 | 0 | 0 | 0 | 0 | 0 | 0 | 0 | 0 | 0 | 0 | .429 |
| Mar. 13 | #1 TENNESSEE* | CF | 0 | 0 | 0 | 0 | 0 | 0 | 0 | 0 | 0 | 0 | 0 | 0 | 0 | 0 | 0 | 0 | 0 | 0 | 0 | .429 |
| Mar. 14 | #1 TENNESSEE* | CF | 0 | 0 | 0 | 0 | 0 | 0 | 0 | 0 | 0 | 0 | 0 | 0 | 0 | 0 | 0 | 0 | 0 | 0 | 0 | .429 |
| Mar. 15 | #1 TENNESSEE* | PR/CF | 0 | 0 | 0 | 0 | 0 | 0 | 0 | 0 | 0 | 0 | 0 | 0 | 0 | 0 | 0 | 1 | 0 | 0 | .429 | |
| Mar. 18 | UAB | RF | 0 | 0 | 0 | 0 | 0 | 0 | 0 | 0 | 0 | 0 | 0 | 0 | 0 | 0 | 0 | 0 | 0 | 0 | 0 | .429 |
| Mar. 20 | at #15 Georgia* | PR/CF | 0 | 0 | 0 | 0 | 0 | 0 | 0 | 0 | 0 | 0 | 0 | 0 | 0 | 0 | 0 | 0 | 1 | 0 | 0 | .429 |
| Mar. 21 | at #15 Georgia* | CF | 0 | 0 | 0 | 0 | 0 | 0 | 0 | 0 | 0 | 0 | 0 | 0 | 0 | 0 | 0 | 0 | 1 | 0 | 0 | .429 |
| Mar. 22 | at #15 Georgia* | CF | 0 | 0 | 0 | 0 | 0 | 0 | 0 | 0 | 0 | 0 | 0 | 0 | 0 | 0 | 0 | 0 | 0 | 0 | 0 | .429 |
| Mar. 25 | UT MARTIN | PH/CF | 1 | 0 | 0 | 0 | 0 | 0 | 0 | 0 | 0 | 0 | 0 | 0 | 0 | 0 | 0 | 0 | 0 | 0 | 0 | .375 |
| Mar. 28 | #23 SOUTH CAROLINA* | RF | 0 | 0 | 0 | 0 | 0 | 0 | 0 | 0 | 0 | 0 | 0 | 0 | 0 | 0 | 0 | 0 | 1 | 0 | 0 | .375 |
| Mar. 29 | #23 SOUTH CAROLINA* | CF | 0 | 0 | 0 | 0 | 0 | 0 | 0 | 1 | 0 | 0 | 0 | 0 | 0 | 0 | 0 | 0 | 0 | 0 | 0 | .375 |
| Mar. 30 | #23 SOUTH CAROLINA* | CF | 1 | 1 | 0 | 0 | 0 | 0 | 0 | 0 | 0 | 0 | 0 | 0 | 0 | 0 | 0 | 0 | 1 | 1 | 0 | .333 |
| Apr. 3 | at #5 Florida* | | | | | | | | | | | | | | | | | | | | | DNP |
| Apr. 4 | at #5 Florida* | PR/CF | 0 | 1 | 0 | 0 | 0 | 0 | 0 | 0 | 0 | 0 | 0 | 0 | 0 | 0 | 0 | 0 | 0 | 0 | 0 | .333 |
| Apr. 5 | at #5 Florida* | CF | 0 | 0 | 0 | 0 | 0 | 0 | 0 | 0 | 0 | 0 | 0 | 0 | 0 | 0 | 0 | 0 | 0 | 0 | 0 | .333 |
| Apr. 10 | #8 ARKANSAS* | | | | | | | | | | | | | | | | | | | | | |
| Apr. 11 | #8 ARKANSAS* | | | | | | | | | | | | | | | | | | | | | |
| Apr. 12 | #8 ARKANSAS* | | | | | | | | | | | | | | | | | | | | | |
| Apr. 17 | at #14 Texas A&M* | | | | | | | | | | | | | | | | | | | | | |
| Apr. 18 | at #14 Texas A&M* | | | | | | | | | | | | | | | | | | | | | |
| Apr. 19 | at #14 Texas A&M* | | | | | | | | | | | | | | | | | | | | | |
| Apr. 24 | #21 LSU* | | | | | | | | | | | | | | | | | | | | | |
| Apr. 25 | #21 LSU* | | | | | | | | | | | | | | | | | | | | | |
| Apr. 26 | #21 LSU* | | | | | | | | | | | | | | | | | | | | | |
| Apr. 30 | at Ole Miss* | | | | | | | | | | | | | | | | | | | | | |
| May 1 | at Ole Miss* | | | | | | | | | | | | | | | | | | | | | |
| May 2 | at Ole Miss* | | | | | | | | | | | | | | | | | | | | | |

MULTI-HIT GAMES

| | 2 | 3 | 4 | 5+ | TOTAL |
|--------------|----|----|----|----|-------|
| 2025 | -- | -- | -- | -- | 0 |
| 2026 | -- | -- | -- | -- | 0 |
| TOTAL | -- | -- | -- | -- | 0 |

MULTI-RBI GAMES

| | 2 | 3 | 4 | 5+ | TOTAL |
|--------------|----|----|----|----|-------|
| 2025 | -- | -- | -- | -- | 0 |
| 2026 | -- | 1 | -- | -- | 1 |
| TOTAL | -- | 1 | -- | -- | 1 |

| | AVG | GP-GS | AB | R | H | 2B | 3B | HR | RBI | TB | SLG | BB | HBP | K | GDP | OBP | SF | SH | SB-SBA | PO | A | E | FLD |
|------|------|-------|----|----|---|----|----|----|-----|----|------|----|-----|---|-----|------|----|----|--------|----|---|---|-------|
| 2025 | .000 | 54-1 | 6 | 10 | 0 | 0 | 0 | 0 | 0 | 0 | .000 | 1 | 0 | 2 | 0 | .143 | 0 | 0 | 3-4 | 22 | 0 | 0 | 1.000 |
| 2026 | .333 | 41-0 | 9 | 5 | 3 | 0 | 0 | 1 | 3 | 6 | .667 | 2 | 0 | 1 | 0 | .455 | 0 | 0 | 1-1</ | | | | |

48

DELANEY EVERETT P

JUNIOR | L/L | 5-5 // OAKDALE, CALIF. (OAKDALE HS)



SEASON HIGHS

| | | |
|----------------|-----|---------------------------------------|
| Innings | 2.0 | Southeast Missouri, 3/10/26 |
| Longest Start | | |
| Shortest Start | | |
| Longest Relief | 2.0 | Southeast Missouri, 3/10/26 |
| Strikeouts | | |
| Walks | 1 | 2x, last, Southeast Missouri, 3/10/26 |
| Hits | 2 | Southeast Missouri, 3/10/26 |
| Runs | | |
| Earned Runs | | |
| Pitch Count | 32 | Southeast Missouri, 3/10/26 |
| Putouts | | |
| Assists | 2 | Southeast Missouri, 3/10/26 |

CAREER HIGHS

| | | |
|----------------|-----|---------------------------------------|
| Innings | 5.0 | 4x, last, Ole Miss, 5/2/25 |
| Longest Start | 5.0 | 4x, last, Ole Miss, 5/2/25 |
| Shortest Start | 1.0 | Missouri, 4/12/25 |
| Longest Relief | 4.0 | 2x, last, Ole Miss, 5/3/25 |
| Strikeouts | 7 | 2x, last, at Tennessee, 4/5/25 |
| Walks | 3 | at Oklahoma, 4/20/25 |
| Hits | 9 | at Texas Tech, 5/17/25 |
| Runs | 5 | 2x, last, at Texas Tech, 5/17/25 |
| Earned Runs | 5 | Florida, 3/28/24 |
| Pitch Count | 93 | Alcorn State, 3/3/24 |
| Putouts | 1 | 4x, last, at Texas Tech, 5/17/25 |
| Assists | 2 | 3x, last, Southeast Missouri, 3/10/26 |

NOTEWORTHY

- » Has made three appearances in relief.
- » Missed the first 16 games with an injury.
- » Tossed 2.0 scoreless innings against **SE Missouri (3/10)**.
- » Threw 1.0 scoreless inning at **UAB (3/4)**.
- » Induced a double play **vs. Wofford (2/27)** in her first action of the season.
- » Made 25 appearances with 16 starts in 2025, leading the team with a 2.92 ERA.
- » Posted a 10-2 record last spring.
- » Averaged 1.41 walks per seven innings, which was second in the SEC in 2025.
- » Ranked sixth in the conference in strikeout-to-walk ratio (3.27) last year.
- » Led the SEC with just eight walks in league play.

EVERETT'S GAME-BY-GAME STATS

| DATE | OPPONENT | GS | DEC | IP | H | R | ER | BB | SO | 2B | 3B | HR | WP | HBP | IBB | BF | PC | ERA | PO | A | E | |
|---------|------------------------|----|---------------|-----|---|---|----|----|----|----|----|----|----|-----|-----|----|----|------|----|---|---|---|
| Feb. 5 | at Baylor | | DNP - Injured | | | | | | | | | | | | | | | | | | | |
| Feb. 6 | vs. Northwestern State | | DNP - Injured | | | | | | | | | | | | | | | | | | | |
| Feb. 6 | vs. Wichita State | | DNP - Injured | | | | | | | | | | | | | | | | | | | |
| Feb. 7 | vs. New Mexico | | DNP - Injured | | | | | | | | | | | | | | | | | | | |
| Feb. 10 | SOUTHERN MISS | | DNP - Injured | | | | | | | | | | | | | | | | | | | |
| Feb. 13 | MURRAY STATE | | DNP - Injured | | | | | | | | | | | | | | | | | | | |
| Feb. 13 | RUTGERS | | DNP - Injured | | | | | | | | | | | | | | | | | | | |
| Feb. 14 | RUTGERS | | DNP - Injured | | | | | | | | | | | | | | | | | | | |
| Feb. 14 | NORTH TEXAS | | DNP - Injured | | | | | | | | | | | | | | | | | | | |
| Feb. 15 | NORTH TEXAS | | DNP - Injured | | | | | | | | | | | | | | | | | | | |
| Feb. 18 | MEMPHIS | | DNP - Injured | | | | | | | | | | | | | | | | | | | |
| Feb. 20 | BELMONT | | DNP - Injured | | | | | | | | | | | | | | | | | | | |
| Feb. 20 | SAMFORD | | DNP - Injured | | | | | | | | | | | | | | | | | | | |
| Feb. 21 | BELMONT | | DNP - Injured | | | | | | | | | | | | | | | | | | | |
| Feb. 21 | DELAWARE STATE | | DNP - Injured | | | | | | | | | | | | | | | | | | | |
| Feb. 22 | DELAWARE STATE | | | | | | | | | | | | | | | | | | | | | |
| Feb. 25 | at Georgia Tech | | DNP - Injured | | | | | | | | | | | | | | | | | | | |
| Feb. 27 | vs. Wofford | | -- | 0.2 | 1 | 0 | 0 | 1 | 0 | 0 | 0 | 0 | 0 | 0 | 0 | 3 | 10 | 0.00 | 0 | 0 | 0 | 0 |
| Feb. 28 | vs. Georgia Southern | | DNP | | | | | | | | | | | | | | | | | | | |
| Feb. 28 | at #25 Clemson | | DNP | | | | | | | | | | | | | | | | | | | |
| Mar. 1 | at #25 Clemson | | DNP | | | | | | | | | | | | | | | | | | | |
| Mar. 4 | at UAB | | -- | 1.0 | 1 | 0 | 0 | 0 | 0 | 0 | 0 | 0 | 0 | 0 | 0 | 4 | 9 | 0.00 | 0 | 0 | 0 | 0 |
| Mar. 6 | vs. New Mexico | | DNP | | | | | | | | | | | | | | | | | | | |
| Mar. 6 | at South Alabama | | DNP | | | | | | | | | | | | | | | | | | | |
| Mar. 7 | vs. New Mexico | | DNP | | | | | | | | | | | | | | | | | | | |
| Mar. 7 | vs. Samford | | DNP | | | | | | | | | | | | | | | | | | | |
| Mar. 8 | at South Alabama | | DNP | | | | | | | | | | | | | | | | | | | |
| Mar. 10 | SOUTHEAST MISSOURI | | DNP | | | | | | | | | | | | | | | | | | | |
| Mar. 10 | SOUTHEAST MISSOURI | | W | 2.0 | 2 | 0 | 0 | 1 | 0 | 0 | 0 | 0 | 0 | 0 | 0 | 8 | 32 | 0.00 | 0 | 2 | 0 | 0 |
| Mar. 13 | #1 TENNESSEE* | | DNP | | | | | | | | | | | | | | | | | | | |
| Mar. 14 | #1 TENNESSEE* | | DNP | | | | | | | | | | | | | | | | | | | |
| Mar. 15 | #1 TENNESSEE* | | DNP | | | | | | | | | | | | | | | | | | | |
| Mar. 18 | UAB | | DNP | | | | | | | | | | | | | | | | | | | |
| Mar. 20 | at #15 Georgia* | | DNP | | | | | | | | | | | | | | | | | | | |
| Mar. 21 | at #15 Georgia* | | DNP | | | | | | | | | | | | | | | | | | | |
| Mar. 22 | at #15 Georgia* | | DNP | | | | | | | | | | | | | | | | | | | |
| Mar. 25 | UT MARTIN | | DNP | | | | | | | | | | | | | | | | | | | |
| Mar. 28 | #23 SOUTH CAROLINA* | | DNP | | | | | | | | | | | | | | | | | | | |
| Mar. 29 | #23 SOUTH CAROLINA* | | DNP | | | | | | | | | | | | | | | | | | | |
| Mar. 30 | #23 SOUTH CAROLINA* | | DNP | | | | | | | | | | | | | | | | | | | |
| Apr. 3 | at #5 Florida* | | DNP | | | | | | | | | | | | | | | | | | | |
| Apr. 4 | at #5 Florida* | | DNP | | | | | | | | | | | | | | | | | | | |
| Apr. 5 | at #5 Florida* | | DNP | | | | | | | | | | | | | | | | | | | |
| Apr. 10 | #8 ARKANSAS* | | DNP | | | | | | | | | | | | | | | | | | | |
| Apr. 11 | #8 ARKANSAS* | | DNP | | | | | | | | | | | | | | | | | | | |
| Apr. 12 | #8 ARKANSAS* | | DNP | | | | | | | | | | | | | | | | | | | |
| Apr. 17 | at #14 Texas A&M* | | DNP | | | | | | | | | | | | | | | | | | | |
| Apr. 18 | at #14 Texas A&M* | | DNP | | | | | | | | | | | | | | | | | | | |
| Apr. 19 | at #14 Texas A&M* | | DNP | | | | | | | | | | | | | | | | | | | |
| Apr. 24 | #21 LSU* | | DNP | | | | | | | | | | | | | | | | | | | |
| Apr. 25 | #21 LSU* | | DNP | | | | | | | | | | | | | | | | | | | |
| Apr. 26 | #21 LSU* | | DNP | | | | | | | | | | | | | | | | | | | |
| Apr. 30 | at Ole Miss* | | DNP | | | | | | | | | | | | | | | | | | | |
| May 1 | at Ole Miss* | | DNP | | | | | | | | | | | | | | | | | | | |
| May 2 | at Ole Miss* | | DNP | | | | | | | | | | | | | | | | | | | |

STANDOUT GAMES

| | 2026 | CAREER |
|------------------|------|--------|
| 5+ Strikeouts | -- | 3 |
| 10+ Strikeouts | -- | -- |
| 2-run or less CG | -- | 1 |

STREAKS

| | ACTIVE | CAREER |
|-------------------|--------|--------|
| Wins | -- | 6 |
| Scoreless Innings | 5.0 | 15.0 |

| | ERA | W-L | APP | GS | CG | SHO | SV | IP | H | R | ER | BB | SO | 2B | 3B | HR | BF | B/AVG | WP | HP | PO | A | E | FLD |
|--------------|-------------|-------------|-----------|-----------|----------|----------|----------|--------------|------------|-----------|-----------|-----------|-----------|-----------|----------|-----------|------------|-------------|----------|----------|----------|-----------|----------|-------------|
| 2024 | 2.78 | 4-0 | 14 | 1 | 1 | 1 | 0 | 27.2 | 25 | 11 | 11 | 7 | 37 | 3 | 1 | 119 | .227 | 4 | 1 | 1 | 5 | 0 | 1.000 | |
| 2025 | 2.92 | 10-2 | 25 | 16 | 1 | 1 | 2 | 74.1 | 82 | 39 | 31 | 15 | 49 | 11 | 1 | 323 | .278 | 3 | 5 | 4 | 8 | 2 | .857 | |
| 2026 | 0.00 | 1-0 | 3 | 0 | 0 | 0 | 0 | 3.2 | 4 | 0 | 0 | 2 | 0 | 0 | 0 | 15 | .308 | 0 | 0 | 0 | 2 | 0 | 1.000 | |
| TOTAL | 2.78 | 15-2 | 42 | 17 | 2 | 2 | 2 | 105.2 | 111 | 50 | 42 | 24 | 86 | 14 | 2 | 14 | 457 | .266 | 7 | 6 | 5 | 15 | 2 | .909 |

88

XIANE ROMERO INF

SOPHOMORE | 5-4 | R/R // LAKE ELSINORE, CALIF. (TEMESCAL CANYON HS)



SEASON HIGHS

| | | |
|----------------|------|---|
| At-Bats | 3 | 9x, last, at Florida, 4/5/26 |
| Hits | 1 | 7x, last, at Florida, 4/5/26 |
| Runs Scored | 2 | vs. Samford, 3/7/26 |
| Runs Batted In | 2 | South Carolina, 3/30/26 |
| Doubles | 1 | 3x, last, South Carolina, 3/30/26 |
| Triples | 1 | at Clemson, 3/1/26 |
| Home Runs | 1 | 2x, last, at Florida, 4/5/26 |
| Walks | 1 | 6x, last, Tennessee, 3/14/26 |
| Stolen Bases | 1 | 2x, last, at South Alabama, 3/7/26 |
| Putouts | 3 | 5x, last, at Florida, 4/3/26 |
| Assists | 4 | 2x, last, South Carolina, 3/29/26 |
| Hitting Streak | 2 gm | 2/5/26, at Baylor to 2/6/26, vs. Northwestern State |

CAREER HIGHS

| | | |
|----------------|------|---|
| At-Bats | 3 | 10x, last, at Florida, 4/5/26 |
| Hits | 2 | Louisiana, 3/5/25 |
| Runs Scored | 2 | 2x, last, vs. Samford, 3/7/26 |
| Runs Batted In | 2 | 2x, last, South Carolina, 3/30/26 |
| Doubles | 1 | 4x, last, South Carolina, 3/30/26 |
| Triples | 1 | at Clemson, 3/1/26 |
| Home Runs | 1 | 2x, last, at Florida, 4/5/26 |
| Walks | 1 | 8x, last, Tennessee, 3/14/26 |
| Stolen Bases | 1 | 3x, last, at South Alabama, 3/7/26 |
| Putouts | 5 | Bethune-Cookman, 2/8/25 |
| Assists | 4 | 2x, last, South Carolina, 3/29/26 |
| Hitting Streak | 2 gm | 2/5/26, at Baylor to 2/6/26, vs. Northwestern State |

NOTEWORTHY

- » Has played in 26 games, starting 18 at second base.
- » Batting .149 (7-for-47) on the year.
- » Homered at **No. 5 Florida (4/5)**.
- » Doubled home two go-ahead runs in the series-clinching win over **No. 23 South Carolina (3/30)**.
- » Scored as a pinch runner against **UAB (3/18)**.
- » Started against **No. 1 Tennessee (3/14)** and walked.
- » Walked and brought home a run against **SE Missouri (3/10)**.
- » Doubled and scored twice vs. **Samford (3/7)**.
- » Walked and scored at **UAB (3/4)**.
- » Hit an RBI triple at **No. 25 Clemson (3/1)**.
- » Returned to the field vs. **Wofford (2/27)**, pinch hitting and playing second base.
- » Missed 14 games with an injury.
- » Handled seven total chances vs. **Wichita State (2/6)** while driving in a run and providing a sacrifice bunt before leaving with an injury.
- » Hit first career homer vs. **Northwestern State (2/6)**.
- » Singled and drove in a run at **Baylor (2/5)** on Opening Day.
- » Played in 30 games, making eight starts at second base last year and also saw time at third.
- » Primarily a defensive replacement, but batted .250 (4-for-16).
- » Went 5-for-10 in MSU's Fall World Series with five RBIs, two homers and two walks.

ROMERO'S GAME-BY-GAME STATS

| DATE | OPPONENT | POS | AB | R | H | RBI | 2B | 3B | HR | BB | SB | CS | HBP | SH | SF | GDP | K | PO | A | E | AVG |
|---------|------------------------|---------------|----|---|---|-----|----|----|----|----|----|----|-----|----|----|-----|---|----|---|---|------|
| Feb. 5 | at Baylor | *2B | 3 | 1 | 1 | 1 | 0 | 0 | 0 | 0 | 0 | 0 | 0 | 0 | 0 | 0 | 0 | 3 | 2 | 0 | .333 |
| Feb. 6 | vs. Northwestern State | *2B | 3 | 1 | 1 | 1 | 0 | 0 | 1 | 0 | 0 | 0 | 0 | 0 | 0 | 0 | 2 | 1 | 2 | 1 | .333 |
| Feb. 6 | vs. Wichita State | *2B/DP | 2 | 1 | 0 | 1 | 0 | 0 | 0 | 0 | 0 | 0 | 0 | 1 | 0 | 0 | 0 | 3 | 4 | 0 | .250 |
| Feb. 7 | vs. New Mexico | DNP - Injured | | | | | | | | | | | | | | | | | | | |
| Feb. 10 | SOUTHERN MISS | DNP - Injured | | | | | | | | | | | | | | | | | | | |
| Feb. 13 | MURRAY STATE | DNP - Injured | | | | | | | | | | | | | | | | | | | |
| Feb. 13 | RUTGERS | DNP - Injured | | | | | | | | | | | | | | | | | | | |
| Feb. 14 | RUTGERS | DNP - Injured | | | | | | | | | | | | | | | | | | | |
| Feb. 14 | NORTH TEXAS | DNP - Injured | | | | | | | | | | | | | | | | | | | |
| Feb. 15 | NORTH TEXAS | DNP - Injured | | | | | | | | | | | | | | | | | | | |
| Feb. 18 | MEMPHIS | DNP - Injured | | | | | | | | | | | | | | | | | | | |
| Feb. 20 | BELMONT | DNP - Injured | | | | | | | | | | | | | | | | | | | |
| Feb. 20 | SAMFORD | DNP - Injured | | | | | | | | | | | | | | | | | | | |
| Feb. 21 | BELMONT | DNP - Injured | | | | | | | | | | | | | | | | | | | |
| Feb. 21 | DELAWARE STATE | DNP - Injured | | | | | | | | | | | | | | | | | | | |
| Feb. 22 | DELAWARE STATE | CANCELED | | | | | | | | | | | | | | | | | | | |
| Feb. 25 | at Georgia Tech | DNP - Injured | | | | | | | | | | | | | | | | | | | |
| Feb. 27 | vs. Wofford | PH/2B | 1 | 0 | 0 | 0 | 0 | 0 | 0 | 0 | 0 | 0 | 0 | 0 | 0 | 0 | 0 | 0 | 0 | 0 | .222 |
| Feb. 28 | vs. Georgia Southern | PH | 0 | 1 | 0 | 0 | 0 | 0 | 0 | 1 | 1 | 0 | 0 | 0 | 0 | 0 | 0 | 0 | 0 | 0 | .222 |
| Feb. 28 | at #25 Clemson | PH/2B | 1 | 0 | 0 | 0 | 0 | 0 | 0 | 0 | 0 | 0 | 0 | 0 | 0 | 0 | 0 | 0 | 0 | 0 | .200 |
| Mar. 1 | at #25 Clemson | *2B | 2 | 0 | 1 | 1 | 0 | 1 | 0 | 1 | 0 | 0 | 0 | 0 | 0 | 0 | 1 | 0 | 3 | 0 | .250 |
| Mar. 4 | at UAB | *2B | 2 | 1 | 0 | 0 | 0 | 0 | 0 | 1 | 0 | 0 | 0 | 0 | 0 | 0 | 0 | 3 | 2 | 0 | .214 |
| Mar. 6 | vs. New Mexico | *2B | 3 | 0 | 1 | 0 | 1 | 0 | 0 | 0 | 0 | 0 | 0 | 0 | 0 | 0 | 0 | 1 | 2 | 0 | .235 |
| Mar. 6 | at South Alabama | *2B | 3 | 0 | 0 | 0 | 0 | 0 | 0 | 1 | 0 | 0 | 0 | 0 | 0 | 0 | 1 | 1 | 0 | 0 | .200 |
| Mar. 7 | vs. New Mexico | *2B | 3 | 0 | 0 | 0 | 0 | 0 | 0 | 0 | 0 | 0 | 0 | 0 | 0 | 0 | 0 | 1 | 1 | 0 | .174 |
| Mar. 7 | vs. Samford | *2B | 2 | 2 | 1 | 0 | 1 | 0 | 0 | 0 | 0 | 0 | 0 | 0 | 0 | 0 | 0 | 0 | 0 | 0 | .200 |
| Mar. 8 | at South Alabama | *2B | 2 | 0 | 0 | 0 | 0 | 0 | 1 | 0 | 1 | 0 | 0 | 0 | 0 | 0 | 0 | 2 | 0 | 0 | .185 |
| Mar. 10 | SOUTHEAST MISSOURI | *2B | 1 | 1 | 0 | 1 | 0 | 0 | 0 | 1 | 0 | 0 | 0 | 0 | 0 | 0 | 0 | 1 | 0 | 0 | .179 |
| Mar. 10 | SOUTHEAST MISSOURI | PR | 0 | 0 | 0 | 0 | 0 | 0 | 0 | 0 | 0 | 0 | 0 | 0 | 0 | 0 | 0 | 0 | 0 | 0 | .179 |
| Mar. 13 | #1 TENNESSEE* | PH | 1 | 0 | 0 | 0 | 0 | 0 | 0 | 0 | 0 | 0 | 0 | 0 | 0 | 0 | 0 | 0 | 0 | 0 | .172 |
| Mar. 14 | #1 TENNESSEE* | *2B | 1 | 0 | 0 | 0 | 0 | 0 | 0 | 1 | 0 | 0 | 0 | 0 | 0 | 0 | 0 | 0 | 3 | 0 | .167 |
| Mar. 15 | #1 TENNESSEE* | DNP | | | | | | | | | | | | | | | | | | | |
| Mar. 18 | UAB | PR | 0 | 1 | 0 | 0 | 0 | 0 | 0 | 0 | 0 | 0 | 0 | 0 | 0 | 0 | 0 | 0 | 0 | 0 | .167 |
| Mar. 20 | at #15 Georgia* | DNP | | | | | | | | | | | | | | | | | | | |
| Mar. 21 | at #15 Georgia* | *2B | 3 | 1 | 0 | 0 | 0 | 0 | 0 | 0 | 0 | 0 | 0 | 0 | 0 | 0 | 1 | 0 | 1 | 1 | .152 |
| Mar. 22 | at #15 Georgia* | 2B | 0 | 0 | 0 | 0 | 0 | 0 | 0 | 0 | 0 | 0 | 0 | 0 | 0 | 0 | 0 | 0 | 0 | 0 | .152 |
| Mar. 25 | UT MARTIN | 2B | 1 | 0 | 0 | 0 | 0 | 0 | 0 | 0 | 0 | 0 | 0 | 0 | 0 | 0 | 0 | 0 | 0 | 0 | .147 |
| Mar. 28 | #23 SOUTH CAROLINA* | DNP | | | | | | | | | | | | | | | | | | | |
| Mar. 29 | #23 SOUTH CAROLINA* | *2B | 2 | 0 | 0 | 0 | 0 | 0 | 0 | 0 | 0 | 0 | 0 | 0 | 0 | 0 | 1 | 3 | 4 | 0 | .139 |
| Mar. 30 | #23 SOUTH CAROLINA* | *2B | 3 | 1 | 1 | 2 | 1 | 0 | 0 | 0 | 0 | 0 | 0 | 0 | 0 | 0 | 0 | 0 | 2 | 1 | .154 |
| Apr. 3 | at #5 Florida* | *2B | 2 | 0 | 0 | 0 | 0 | 0 | 0 | 0 | 0 | 0 | 0 | 0 | 0 | 0 | 2 | 3 | 3 | 0 | .146 |
| Apr. 4 | at #5 Florida* | *2B | 3 | 0 | 0 | 0 | 0 | 0 | 0 | 0 | 0 | 0 | 0 | 0 | 0 | 1 | 0 | 2 | 1 | 0 | .136 |
| Apr. 5 | at #5 Florida* | *2B | 3 | 1 | 1 | 1 | 0 | 0 | 1 | 0 | 0 | 0 | 0 | 0 | 0 | 0 | 0 | 2 | 1 | 0 | .149 |
| Apr. 10 | #8 ARKANSAS* | | | | | | | | | | | | | | | | | | | | |
| Apr. 11 | #8 ARKANSAS* | | | | | | | | | | | | | | | | | | | | |
| Apr. 12 | #8 ARKANSAS* | | | | | | | | | | | | | | | | | | | | |
| Apr. 17 | at #14 Texas A&M* | | | | | | | | | | | | | | | | | | | | |
| Apr. 18 | at #14 Texas A&M* | | | | | | | | | | | | | | | | | | | | |
| Apr. 19 | at #14 Texas A&M* | | | | | | | | | | | | | | | | | | | | |
| Apr. 24 | #21 LSU* | | | | | | | | | | | | | | | | | | | | |
| Apr. 25 | #21 LSU* | | | | | | | | | | | | | | | | | | | | |
| Apr. 26 | #21 LSU* | | | | | | | | | | | | | | | | | | | | |
| Apr. 30 | at Ole Miss* | | | | | | | | | | | | | | | | | | | | |
| May 1 | at Ole Miss* | | | | | | | | | | | | | | | | | | | | |
| May 2 | at Ole Miss* | | | | | | | | | | | | | | | | | | | | |

MULTI-HIT GAMES

| | 2 | 3 | 4 | 5+ | TOTAL |
|--------------|----------|-----------|-----------|-----------|----------|
| 2025 | 1 | -- | -- | -- | 1 |
| 2026 | -- | -- | -- | -- | 0 |
| TOTAL | 1 | -- | -- | -- | 1 |

MULTI-RBI GAMES

| | 2 | 3 | 4 | 5+ | TOTAL |
|--------------|----------|-----------|-----------|-----------|----------|
| 2025 | 1 | -- | -- | -- | 1 |
| 2026 | 1 | -- | -- | -- | 1 |
| TOTAL | 2 | -- | -- | -- | 2 |

| | AVG | GP-GS | AB | R | H | 2B | 3B | HR | RBI | TB | SLG | BB | HBP | K | GDP | OBP | SF | SH | SB-SBA | PO | A | E | FLD |
|--------------|-------------|--------------|-----------|-----------|-----------|----------|----------|----------|-----------|-----------|-------------|----------|----------|-----------|----------|-------------|----------|----------|------------|-----------|-----------|----------|-------------|
| 2025 | .250 | 30-8 | 16 | 6 | 4 | 1 | 0 | 0 | 3 | 5 | .313 | 2 | 1 | 4 | 0 | .350 | 1 | 2 | 1-1 | 17 | 20 | 3 | .925 |
| 2026 | .149 | 26-18 | 47 | 12 | 7 | 3 | 1 | 2 | 8 | 18 | .383 | 6 | 0 | 8 | 1 | .245 | 0 | 1 | 2-3 | 26 | 31 | 3 | .950 |
| TOTAL | .175 | 56-26 | 63 | 18 | 11 | 4 | 1 | 2 | 11 | 23 | .365 | 8 | 1 | 12 | 1 | .274 | 1 | 3 | 3-4 | 43 | 51 | 6 | .940 |

OVERALL STATS



**2026 Mississippi State Softball
Overall Statistics for Mississippi State (as of Apr 05, 2026)
(All games Sorted by Batting avg)**



Record: 33-9 Home: 17-4 Away: 8-5 Neutral: 8-0 SEC: 5-7

| Player | avg | gp-gs | ab | r | h | 2b | 3b | hr | rbi | tb | slg% | bb | hp | so | gdp | ob% | sf | sh | sb-att | po | a | e | fld% | |
|----------------------|------|-------|------|-----|-----|----|----|----|-----|-----|-------|-----|----|-----|-----|------|----|----|--------|-----|-----|----|-------|--|
| 9 Kiarra Sells | .409 | 42-42 | 115 | 38 | 47 | 12 | 0 | 13 | 29 | 98 | .852 | 24 | 3 | 17 | 1 | .517 | 1 | 0 | 8-10 | 12 | 1 | 0 | 1.000 | |
| 10 Nadia Barbary | .349 | 42-42 | 129 | 26 | 45 | 8 | 0 | 10 | 33 | 83 | .643 | 14 | 2 | 12 | 2 | .415 | 2 | 0 | 1-1 | 15 | 51 | 4 | .943 | |
| 24 Morgan Stiles | .349 | 42-42 | 129 | 26 | 45 | 5 | 0 | 2 | 16 | 56 | .434 | 19 | 2 | 11 | 2 | .440 | 0 | 1 | 1-1 | 39 | 51 | 2 | .978 | |
| 13 Morgan Bernardini | .276 | 41-41 | 105 | 8 | 29 | 7 | 1 | 3 | 23 | 47 | .448 | 6 | 2 | 9 | 2 | .322 | 2 | 0 | 0-0 | 27 | 1 | 0 | 1.000 | |
| 23 Des Rivera | .271 | 39-34 | 96 | 11 | 26 | 6 | 0 | 3 | 17 | 41 | .427 | 4 | 1 | 0 | 2 | .292 | 5 | 2 | 1-1 | 291 | 22 | 2 | .994 | |
| ----- | | | | | | | | | | | | | | | | | | | | | | | | |
| 6 Carson Smith | .500 | 2-0 | 2 | 1 | 1 | 1 | 0 | 0 | 2 | 2 | 1.000 | 0 | 0 | 0 | 0 | .500 | 0 | 0 | 0-0 | 1 | 1 | 0 | 1.000 | |
| 33 Kinley Keller | .340 | 42-19 | 53 | 14 | 18 | 5 | 0 | 2 | 11 | 29 | .547 | 3 | 0 | 6 | 0 | .368 | 1 | 1 | 3-3 | 20 | 1 | 0 | 1.000 | |
| 42 Kalani Sells | .333 | 41-0 | 9 | 5 | 3 | 0 | 0 | 1 | 3 | 6 | .667 | 2 | 0 | 1 | 0 | .455 | 0 | 0 | 1-1 | 9 | 1 | 0 | 1.000 | |
| 22 Tatum Silva | .311 | 41-16 | 45 | 11 | 14 | 1 | 0 | 0 | 6 | 15 | .333 | 3 | 1 | 7 | 0 | .353 | 2 | 1 | 3-3 | 31 | 2 | 1 | .971 | |
| 11 Abigail Stevens | .300 | 15-3 | 20 | 2 | 6 | 3 | 0 | 1 | 5 | 12 | .600 | 1 | 0 | 5 | 0 | .333 | 0 | 0 | 0-0 | 0 | 0 | 0 | .000 | |
| 41 Taylor Troutman | .281 | 34-20 | 64 | 6 | 18 | 3 | 0 | 4 | 13 | 33 | .516 | 6 | 0 | 14 | 1 | .338 | 1 | 0 | 0-0 | 0 | 0 | 0 | .000 | |
| 7 Gabby Schaeffer | .280 | 34-24 | 50 | 19 | 14 | 2 | 0 | 4 | 9 | 28 | .560 | 6 | 4 | 11 | 0 | .400 | 0 | 2 | 7-9 | 23 | 28 | 1 | .981 | |
| 19 Anna Carder | .270 | 34-27 | 63 | 6 | 17 | 1 | 0 | 0 | 8 | 18 | .286 | 14 | 0 | 12 | 2 | .392 | 2 | 0 | 0-0 | 83 | 4 | 0 | 1.000 | |
| 2 Abby G. Richardson | .233 | 40-34 | 73 | 19 | 17 | 6 | 0 | 5 | 19 | 38 | .521 | 14 | 0 | 22 | 0 | .348 | 2 | 1 | 5-5 | 134 | 8 | 2 | .986 | |
| 1 Gretta Grassel | .200 | 25-0 | 5 | 6 | 1 | 0 | 0 | 0 | 1 | 1 | .200 | 2 | 0 | 2 | 0 | .429 | 0 | 0 | 2-2 | 4 | 0 | 0 | 1.000 | |
| 12 Paige Ernestes | .173 | 33-16 | 52 | 4 | 9 | 3 | 0 | 1 | 11 | 15 | .288 | 6 | 5 | 4 | 0 | .308 | 2 | 1 | 0-0 | 105 | 5 | 0 | 1.000 | |
| 83 Xiane Romero | .149 | 26-18 | 47 | 12 | 7 | 3 | 1 | 2 | 8 | 18 | .383 | 6 | 0 | 8 | 1 | .245 | 0 | 1 | 2-3 | 26 | 31 | 3 | .950 | |
| 5 Ally Supan | .000 | 31-0 | 3 | 14 | 0 | 0 | 0 | 0 | 0 | 0 | .000 | 0 | 1 | 0 | 0 | .250 | 0 | 0 | 1-1 | 1 | 1 | 0 | 1.000 | |
| Totals | .299 | 42 | 1060 | 228 | 317 | 66 | 2 | 51 | 214 | 540 | .509 | 130 | 21 | 141 | 13 | .380 | 20 | 10 | 35-40 | 826 | 244 | 18 | .983 | |
| Opponents | .160 | 42 | 957 | 73 | 153 | 22 | 3 | 17 | 66 | 232 | .242 | 69 | 13 | 379 | 5 | .225 | 6 | 6 | 16-22 | 780 | 287 | 35 | .968 | |

LOB - Team (234), Opp (153). DPs turned - Team (9), Opp (17). Picked off - Ka. Sells 1.

(All games Sorted by Earned run avg)

| Player | era | w-l | app | gs | cg | sho | sv | ip | h | r | er | bb | so | 2b | 3b | hr | b/avg | wp | hp | bk | sfa | sha |
|---------------------|------|------|-----|----|----|------|----|-------|-----|-----|-----|-----|-----|----|----|----|-------|----|----|----|-----|-----|
| 17 Leila Ammon | 1.18 | 8-0 | 16 | 11 | 2 | 1/2 | 0 | 53.1 | 28 | 11 | 9 | 9 | 59 | 8 | 1 | 1 | .152 | 3 | 0 | 0 | 1 | 3 |
| 3 Peja Goold | 1.42 | 13-6 | 26 | 17 | 10 | 7/1 | 3 | 108.2 | 53 | 29 | 22 | 27 | 140 | 5 | 1 | 6 | .140 | 7 | 5 | 0 | 1 | 0 |
| 4 Alyssa Faircloth | 1.74 | 10-3 | 25 | 14 | 8 | 1/3 | 4 | 104.2 | 63 | 29 | 26 | 26 | 178 | 8 | 1 | 8 | .173 | 8 | 7 | 0 | 4 | 3 |
| ----- | | | | | | | | | | | | | | | | | | | | | | |
| 48 Delainey Everett | 0.00 | 1-0 | 3 | 0 | 0 | 0/1 | 0 | 3.2 | 4 | 0 | 0 | 2 | 0 | 0 | 0 | 0 | .308 | 0 | 0 | 0 | 0 | 0 |
| 11 Abigail Stevens | 0.00 | 1-0 | 1 | 0 | 0 | 0/0 | 0 | 2.0 | 1 | 0 | 0 | 3 | 2 | 0 | 0 | 0 | .200 | 0 | 0 | 0 | 0 | 0 |
| 21 Brinkley Moreton | 9.33 | 0-0 | 3 | 0 | 0 | 0/0 | 0 | 3.0 | 4 | 4 | 4 | 2 | 0 | 1 | 0 | 2 | .308 | 0 | 1 | 0 | 0 | 0 |
| Totals | 1.55 | 33-9 | 42 | 42 | 20 | 12/3 | 7 | 275.1 | 153 | 73 | 61 | 69 | 379 | 22 | 3 | 17 | .160 | 18 | 13 | 0 | 6 | 6 |
| Opponents | 5.44 | 9-33 | 42 | 42 | 8 | 4/1 | 2 | 260.0 | 317 | 228 | 202 | 130 | 141 | 66 | 2 | 51 | .299 | 25 | 21 | 0 | 20 | 10 |

PB - Team (4), D. Rivera 4, Opp (4). Pickoffs - Team (1), D. Rivera 1, Opp (1). SBA/ATT - D. Rivera (11-16), A. Faircloth (8-10), P. Goold (5-7), A. Carder (5-6), A. Stevens (2-3), L. Ammon (1-2).

CONFERENCE STATS



2026 Mississippi State Softball
Conference statistics for Mississippi State (as of Apr 05, 2026)
(SEC games only Sorted by Batting avg)



Record: 5-7 Home: 3-3 Away: 2-4 SEC: 5-7

| Player | avg | gp-gs | ab | r | h | 2b | 3b | hr | rbi | tb | slg% | bb | hp | so | gdp | ob% | sf | sh | sb-att | po | a | e | fld% |
|----------------------|------|-------|-----|----|----|----|----|----|-----|-----|------|----|----|----|-----|-------|----|----|--------|-----|----|----|-------|
| 10 Nadia Barbary | .361 | 12-12 | 36 | 5 | 13 | 2 | 0 | 2 | 5 | 21 | .583 | 3 | 1 | 2 | 1 | .425 | 0 | 0 | 0-0 | 3 | 15 | 3 | .857 |
| 9 Kiarra Sells | .303 | 12-12 | 33 | 4 | 10 | 2 | 0 | 2 | 2 | 18 | .545 | 7 | 1 | 7 | 0 | .439 | 0 | 0 | 0-1 | 7 | 0 | 0 | 1.000 |
| 24 Morgan Stiles | .289 | 12-12 | 38 | 3 | 11 | 1 | 0 | 0 | 3 | 12 | .316 | 3 | 0 | 5 | 1 | .341 | 0 | 0 | 0-0 | 13 | 16 | 0 | 1.000 |
| 23 Des Rivera | .194 | 12-11 | 36 | 1 | 7 | 2 | 0 | 0 | 2 | 9 | .250 | 0 | 1 | 0 | 0 | .211 | 1 | 0 | 0-0 | 94 | 8 | 2 | .981 |
| 13 Morgan Bernardini | .176 | 12-12 | 34 | 1 | 6 | 0 | 0 | 1 | 1 | 9 | .265 | 0 | 1 | 5 | 1 | .200 | 0 | 0 | 0-0 | 9 | 1 | 0 | 1.000 |
| ----- | | | | | | | | | | | | | | | | | | | | | | | |
| 19 Anna Carder | .294 | 8-6 | 17 | 1 | 5 | 1 | 0 | 0 | 0 | 6 | .353 | 0 | 0 | 1 | 0 | .294 | 0 | 0 | 0-0 | 4 | 0 | 0 | 1.000 |
| 22 Tatum Silva | .222 | 12-7 | 18 | 1 | 4 | 0 | 0 | 0 | 0 | 4 | .222 | 1 | 0 | 4 | 0 | .263 | 0 | 0 | 1-1 | 19 | 0 | 1 | .950 |
| 41 Taylor Troutman | .208 | 11-7 | 24 | 2 | 5 | 1 | 0 | 2 | 6 | 12 | .500 | 0 | 0 | 7 | 1 | .200 | 1 | 0 | 0-0 | 0 | 0 | 0 | .000 |
| 12 Paige Ernestes | .200 | 8-5 | 15 | 1 | 3 | 2 | 0 | 1 | 6 | 8 | .533 | 2 | 2 | 2 | 0 | .368 | 0 | 1 | 0-0 | 29 | 1 | 0 | 1.000 |
| 2 Abby G. Richardson | .182 | 11-7 | 11 | 2 | 2 | 0 | 0 | 0 | 0 | 2 | .182 | 4 | 0 | 5 | 0 | .400 | 0 | 0 | 1-1 | 38 | 2 | 0 | 1.000 |
| 33 Kinley Keller | .118 | 12-5 | 17 | 1 | 2 | 0 | 0 | 1 | 2 | 5 | .294 | 0 | 0 | 4 | 0 | .118 | 0 | 0 | 0-0 | 4 | 1 | 0 | 1.000 |
| 83 Xiane Romero | .111 | 9-7 | 18 | 3 | 2 | 1 | 0 | 1 | 3 | 6 | .333 | 1 | 0 | 4 | 1 | .158 | 0 | 0 | 0-0 | 10 | 15 | 2 | .926 |
| 7 Gabby Schaeffer | .083 | 8-5 | 12 | 2 | 1 | 0 | 0 | 1 | 1 | 4 | .333 | 1 | 0 | 4 | 0 | .154 | 0 | 0 | 1-2 | 8 | 10 | 1 | .947 |
| 11 Abigail Stevens | .000 | 3-0 | 3 | 0 | 0 | 0 | 0 | 0 | 0 | 0 | .000 | 0 | 0 | 1 | 0 | .000 | 0 | 0 | 0-0 | 0 | 0 | 0 | .000 |
| 42 Kalani Sells | .000 | 11-0 | 1 | 2 | 0 | 0 | 0 | 0 | 0 | 0 | .000 | 1 | 0 | 0 | 0 | .500 | 0 | 0 | 0-0 | 5 | 1 | 0 | 1.000 |
| 1 Gretta Grassel | .000 | 6-0 | 0 | 1 | 0 | 0 | 0 | 0 | 0 | 0 | .000 | 0 | 0 | 0 | 0 | .000 | 0 | 0 | 0-0 | 2 | 0 | 0 | 1.000 |
| 5 Ally Supan | .000 | 9-0 | 0 | 2 | 0 | 0 | 0 | 0 | 0 | 0 | .000 | 0 | 1 | 0 | 0 | 1.000 | 0 | 0 | 0-0 | 0 | 0 | 0 | .000 |
| Totals | .227 | 12 | 313 | 32 | 71 | 12 | 0 | 11 | 31 | 116 | .371 | 23 | 7 | 51 | 5 | .293 | 2 | 1 | 3-5 | 247 | 77 | 10 | .970 |
| Opponents | .197 | 12 | 299 | 39 | 59 | 9 | 1 | 7 | 35 | 91 | .304 | 26 | 5 | 99 | 1 | .269 | 4 | 4 | 4-7 | 249 | 97 | 5 | .986 |

LOB - Team (65), Opp (52). DPs turned - Team (4), Opp (6). Picked off - Ka. Sells 1.

(SEC games only Sorted by Earned run avg)

| Player | era | w-l | app | gs | cg | sho | sv | ip | h | r | er | bb | so | 2b | 3b | hr | b/avg | wp | hp | bk | sfa | sha |
|--------------------|------|-----|-----|----|----|-----|----|------|----|----|----|----|----|----|----|----|-------|----|----|----|-----|-----|
| 4 Alyssa Faircloth | 1.91 | 2-2 | 8 | 4 | 3 | 0/0 | 0 | 36.2 | 28 | 13 | 10 | 9 | 52 | 4 | 0 | 3 | .211 | 2 | 1 | 0 | 2 | 2 |
| 3 Peja Goold | 2.79 | 2-5 | 9 | 6 | 3 | 2/0 | 1 | 37.2 | 23 | 20 | 15 | 12 | 41 | 2 | 1 | 4 | .169 | 3 | 4 | 0 | 1 | 0 |
| ----- | | | | | | | | | | | | | | | | | | | | | | |
| 17 Leila Ammon | 4.38 | 1-0 | 5 | 2 | 0 | 0/0 | 0 | 8.0 | 8 | 6 | 5 | 5 | 6 | 3 | 0 | 0 | .267 | 1 | 0 | 0 | 1 | 2 |
| Totals | 2.55 | 5-7 | 12 | 12 | 6 | 2/0 | 1 | 82.1 | 59 | 39 | 30 | 26 | 99 | 9 | 1 | 7 | .197 | 6 | 5 | 0 | 4 | 4 |
| Opponents | 2.45 | 7-5 | 12 | 12 | 3 | 2/1 | 2 | 83.0 | 71 | 32 | 29 | 23 | 51 | 12 | 0 | 11 | .227 | 3 | 7 | 0 | 2 | 1 |

PB - Team (3), D. Rivera 3. Pickoffs - Team (0), Opp (1). SBA/ATT - D. Rivera (4-7), P. Goold (2-4), A. Faircloth (2-3).



1

GRETTA GRASSEL

SO. | OF | L/R | 5-7
BOSCOBEL, WIS.



2

ABBY GRACE RICHARDSON

SR. | UTL | R/R | 5-9
BROOKHAVEN, MISS.



3

PEJA GOOLD

SR. | P | R/R | 5-7
STOCKTON, CALIF.



4

ALYSSA FAIRCLOTH

JR. | P | L/L | 6-0
NORTHPORT, ALA.



5

ALLY SUPAN

FR. | UTL | R/R | 5-4
PHENIX CITY, ALA.



6

CARSON SMITH

FR. | INF | R/R | 5-0
MENDENHALL, MISS.



7

GABBY SCHAEFFER

FR. | INF | R/R | 5-7
MONROE, N.Y.



9

KIARRA SELLS

SR. | OF | R/R | 5-6
JASPER, TEXAS



10

NADIA BARBARY

SR. | INF | R/R | 5-7
DOUGLASVILLE, GA.



11

ABIGAIL STEVENS

R-FR. | P | R/R | 6-0
BRAXTON, MISS.



12

PAIGE ERNESTES

SO. | C/INF | R/R | 5-6
NEW PALESTINE, IND.



13

MORGAN BERNARDINI

SR. | OF | R/R | 5-6
ELKVILLE, ILL.



17

LEILA AMMON

SO. | P | R/R | 5-11
GULF BREEZE, FLA.



19

ANNA CARDER

SR. | C | L/R | 5-5
ATHENS, ALA.



20

SARA PHILLIPS

SO. | P | R/R | 5-10
TRUSSVILLE, ALA.



21

BRINKLEY MORETON

FR. | P | R/R | 5-7
SUMMERS, ARK.



22

TATUM SILVA


JR. | OF | L/R | 5-6
RESCUE, CALIF.



23

DES RIVERA

SR. | C | R/R | 5-6
CHINO, CALIF.



24

MORGAN STILES

SO. | INF | R/R | 5-7
ATHENS, ALA.



31

SYDNEY CARROLL

FR. | UTL | R/R | 6-2
CHelsea, ALA.



33

KINLEY KELLER

FR. | OF | R/R | 5-9
NEW BRAUNFELS, TEXAS



41

TAYLOR TROUTMAN


R-FR. | INF | L/R | 5-10
HENDERSON, KY.



42

KALANI SELLS

SO. | OF | R/R | 5-4
JASPER, TEXAS



48

DELAINEY EVERETT

JR. | P | L/L | 5-5
OAKDALE, CALIF.



83

XIANE ROMERO

SO. | INF | R/R | 5-4
LAKE ELSINORE, CALIF.



HC

SAMANTHA RICKETTS

HEAD COACH | IN DUGOUT
7TH SEASON (12TH AT MSU)



AC

TYLER BRATTON

ASSOC. HEAD COACH | THIRD BASE
13TH SEASON



AC

TARYNE MOWATT-MCKINNEY

ASST. COACH | CALLS PITCHES
3RD SEASON



AC

ZAC SHAW

ASST. COACH | 1ST BASE
4TH SEASON



PD

ALYSSA LOZA

PLAYER DEVELOPMENT COORD.
5TH SEASON