



MISSISSIPPI STATE SOFTBALL

32 ALL-AMERICAN HONORS | 19 NCAA REGIONAL APPEARANCES | 41 ALL-SEC HONORS

20/15 LSU (32-14, 9-9 SEC) AT 17/19 MISSISSIPPI STATE (34-14, 6-12 SEC)

APRIL 24-26 | STARKVILLE, MISS. | NUSZ PARK

2026 SCHEDULE

RECORD 34-14
SEC: 6-12
NON-CONFERENCE: 28-2
HOME: 18-6
AWAY: 8-8
NEUTRAL: 8-0



HEAD COACH: Samantha Ricketts
RECORD AT MSU: 232-133 (7th Year)
CAREER RECORD: 232-133 (7th Year)
STREAK: Lost 5
LAST 10 GAMES: 3-7
RANKINGS:
NCAA Coaches - 17 | USA Softball - 19
D1Softball - 18 | Softball America - 21



HEAD COACH: Beth Torina
RECORD AT LSU: 610-267 (15th Year)
CAREER RECORD: 739-378 (19th Year)
STREAK: Won 4
LAST 10 GAMES: 8-2
RANKINGS:
NCAA Coaches - 20 | USA Softball - 15
D1Softball - 17 | Softball America - 14

Table with columns: DATE, OPPONENT, TV, TIME/RESULT. Lists game schedule from Feb 5 to May 9.

* Southeastern Conference game | BOLD denotes home games | All times CT

- 1 Getterman Classic (Waco, Texas)
2 The Snowman: Alex Wilcox Memorial (Starkville, Miss.)
3 Bulldog Invitational (Starkville, Miss.)
4 Tiger Invitational (Clemson, S.C.)
5 Jaguar Invitational (Mobile, Ala.)
6 SEC Tournament (Lexington, Ky.)

Summary table with columns: AVG, R/G, H/G, SLG, OBP, RBI, SB-ATT, ERA, K/7, K:BB, OPP, FLD. Rows for #17/19 Mississippi St. and #20/15 LSU.

FRIDAY, APRIL 24

SATURDAY, APRIL 25

SUNDAY, APRIL 26

#20/15 LSU at #17/19 Mississippi St. | 5 p.m.

#20/15 LSU at #17/19 Mississippi St. | 2 p.m.

#20/15 LSU at #17/19 Mississippi St. | 11 a.m.

TV: SEC Network+ (Anthony Craven, Brittany McKinney)
RADIO: HailState.com (Ty Golmon, John Wesley Cochran)

SERIES HISTORY

OVERALL: 12-66 | CURRENT STREAK: Lost 4 | HOME: 9-31 | AWAY: 2-32 | NEUTRAL: 1-3
LAST MEETING: May 7, 2025, in Athens, Ga. (MSU 0, LSU 5)

OPPONENT NOTABLES

LSU is coming off a sweep of Ole Miss that saw Paytn Monticelli earn SEC Pitcher of the Week honors after claiming all three wins while tossing 7.0 shutout innings. LSU has won nine of its last 11 games and three of its last four SEC series. The Tigers lead the SEC with 18 triples, which is 10th nationally, and rank fourth in the league with 21 double plays and 52 stolen bases. Outfielder Jalia Lassiter leads the team with a .343 batting average, 48 hits and 50 runs. The Tigers have played a top-10 strength of schedule every year under Beth Torina, and currently has the No. 7 toughest schedule in the country.

LEADING OFF

SENIOR SUPERLATIVES: Nadia Barbary enters senior weekend among the top 10 in MSU career history in home runs, doubles and total bases. She is fifth in program history for career doubles in SEC games. Kiarra Sells is among the top five in MSU career history in slugging, on-base percentage and OPS.

DELAYED DELAINEY: Veteran arm Delainey Everett missed the first 16 games of the year with injury, but has returned to throw 8.2 innings this year, all in relief, without a run charged against her. She has pitched in four of State's last six outings.

FINDING ANY WAY ON: Kiarra Sells is riding a 17-game reached base streak, which is the longest of her career. She has been walked in six straight games and has been walked or hit by a pitch 18 times in the last 17 games.

KEEP IT UP KINLEY: Kinley Keller posted her second three-hit game of the year last time out, raising her average above .300 once again. The true freshman has played every game, and if she had enough plate appearances to qualify, she would be among the top five on the team in average, slugging percentage and on-base percentage.

GOING GRAND: Xiane Romero hits Mississippi State's third grand slam of the year on Sunday at No. 12 Texas A&M. It was the first of her career and part of a career-high five RBIs on the day for her.

DOWN ON STRIKES: Alyssa Faircloth enters the weekend needing just five more strikeouts to record the sixth 200-strikeout season in MSU history.

ROUGH ROAD: Mississippi State boasts the nation's No. 14 strength of schedule. Every SEC series so far has been against a ranked opponent with six of the seven being a top-15 team in at least one poll. Every MSU loss has come against a top-50 team in the RPI.

DEFENSIVE DAWGS: State boasts a .983 fielding percentage, which ranks sixth in the nation. The school record is .977 set in 2009 with just 34 total errors. That's the fewest errors in a season except for the shortened 2020 season when State made just 24. MSU has only 21 this season.

SACRIFICIAL STATE: Des Rivera has tied the MSU single-season record with five sacrifice flies. As a team, the Bulldogs boast 20, which ranks is just one shy from the school record.

PROBABLE STARTING LINEUP

Table with columns: #, NAME, POS, YR, B/T, AVG, AB, R, H, 2B, 3B, HR, RBI, TB, SLG, OBP. Lists players like Morgan Stiles, Nadia Barbary, Kiarra Sells, etc.

LAST 10 GAMES (3-7)

Table with columns: HITTING LEADERS (TEAM, AVG, AB, R, H, XBH, RBI) and PITCHING LEADERS (TEAM, ERA, IP, H, R, SO, BB). Lists players like Tatum Silva, Anna Carder, etc.

MEDIA INFORMATION

SOFTBALL MEDIA PORTAL

Mississippi State has created an online portal for media members covering the Bulldogs' softball program. To access the portal, visit hailst.at/SBMedia. The Softball Press Box Page of HailState.com includes links to credential request forms, media guides, quick facts, game notes, box scores, recaps and team and staff headshots.

CREDENTIALS

Working media must apply for single-game credentials at least 24 hours in advance by visiting hailst.at/SBCreds. Seats will be assigned to credentialed media members. Space is limited inside the Nusz Park press box. Indoor seating priority will be given to team staff, broadcast personnel, production staff and those media members who regularly cover the program. Auxillary seating is located at the top of Section 104.

PHOTOGRAPHERS/VIDEOGRAPHERS

Photographers and videographers are permitted to shoot around Nusz Park in approved areas. Those wishing to shoot a game should meet with Brian Ogden in the press box before the game to be granted field access.

PRESS BOX SERVICES

A complete NCAA box score and pertinent game facts are available to members of the working media following the conclusion of each game. Media members also have access to game notes, statistics, lineups and rosters prior to the start of each game upon request. A pregame meal is also served in the press box approximately one hour prior to each game.

The press box is divided into four separate work areas, with each equipped with high-speed internet and telephone access. It is also set up to accommodate television and team video personnel.

RADIO BROADCASTS

The Nusz Park press box houses radio lines to support home and visitor radio broadcasts. For more information on the phone lines, please contact Brian Ogden in the Communications office.

NUSZ PARK

FAST FACTS

- » Since 2016, MSU is 220-87 in Nusz Park (.717).
- » Opening game at the MSU Softball Field came on Feb. 26, 1997, with the Bulldogs sweeping Samford in a doubleheader.
- » Nusz Park, a \$6 million project, includes 1,000 maroon chairback seats, in addition to an expanded concourse that includes new restrooms and concession stands.
- » The Bulldogs' first action in the new digs came against Georgia Southern, a 6-0 victory on Feb. 11, 2016.
- » MSU opened play at Nusz Park with six-straight victories, including a sweep of the Bulldog Kickoff.
- » State captured its first SEC win at Nusz with a 6-3 win against eventual WCWS finalists and third-ranked Auburn on March 19.
- » Nusz hosted the 2016 SEC Softball Tournament. The four-day event hosted 12 teams and a total of 11 games and drew praise from coaches across the league to ESPN and SEC Network officials.
- » On May 27, 2022 the largest college softball crowd in the history of the state of Mississippi descended on Nusz Park for the Bulldogs' Super Regional with Arizona (2,209). The next day the record was again broken (2,299) where it now stands today.
- » State broke the single-season attendance record in 2024 with 22,349 fans.

BRIAN OGDEN

Softball / Soccer

Phone	(972) 977-7459
Email	BOgden@athletics.msstate.edu
Twitter	@brianogden

POSTGAME INTERVIEWS

Requested MSU players, along with head coach Samantha Ricketts, will be available for interviews approximately 10 minutes after all games in the film room of the Softball Fieldhouse. In the event of a doubleheader, coaches and student-athletes will be available following their final game of the day.

The Mississippi State locker room and field dugouts are off-limits to the media. Media members must be escorted by a member of the MSU Athletics Communications staff while inside the Softball Fieldhouse.

MSU PLAYER/COACH AVAILABILITY

Players and coaches will be made available to the media upon request. Those wishing to set up an interview must contact Brian Ogden via phone or e-mail. On gameday, players and coaches are only available postgame.

For post-practice interviews, media members should contact Brian Ogden no later than 10 p.m. the night before. In most cases, players will be available for a brief time before and after practices. A weekly schedule is available in each set of game notes.

Telephone interviews can also be scheduled with players on a call-back basis during the week with arrangements made through Brian Ogden.

Media members are NOT permitted to contact student-athletes on their own at any time. This includes phone, Email, text or through social media platforms. Student-athletes' contact information will not be given out.

TOP 15 CROWDS

ATT.	DATE	OPPONENT	RESULT
2,299	May 28, 2022	Arizona	L, 1-7
2,209	May 27, 2022	Arizona	L, 2-3
2,134	Mar. 14, 2026	Tennessee	W, 1-0
1,903	March 8, 2025	Auburn	W, 5-4
1,870	May 3, 2025	Ole Miss	L, 4-6
1,612	April 16, 2016	LSU	L, 2-5 (12)
1,577	April 12, 2014	Alabama	W, 4-2
1,572	April 13, 2024	Tennessee	L, 1-6
1,562	April 21, 2018	Florida	L, 2-6
1,553	April 12, 2013	Ole Miss	W, 5-1
1,547	April 25, 1998	Ole Miss	W, 11-0 (5); W, 4-3
1,520	April 19, 1997	Alabama	L, 2-5; W, 2-1
1,474	April 2, 2016	Ole Miss	L, 3-4
1,439	April 14, 2024	Tennessee	L, 3-7
1,427	April 15, 2023	Alabama	L, 0-6

Bold denotes a ticketed game

QUICK FACTS

UNIVERSITY

Location	Starkville, Miss. (Pop. 25,342)
Founded	1878
Enrollment	23,563
Nickname	Bulldogs
Colors	Maroon and White
Mascot	Bully
Shortened	MSU or State
Conference	Southeastern
President	Dr. Mark Keenum
Athletic Director	Zac Selmon
Sr. Associate AD/SWA	Ann Carr
Faculty Representative	Brent J. Fountain

NUSZ PARK

Opened	1997
Renovated	2016
Capacity	1,400
Dimensions	L-200, C-220, R-200
All-Time Home Record	581-285 (.671)

COACHING STAFF


Head Coach	Samantha Ricketts
Alma Mater	Oklahoma, 2005
MSU Record	232-133 (7th Year, 12th at MSU)
MSU SEC Record	56-80 (7th Year)
Career Record	232-133 (7th Year)
Career SEC Record	56-80 (7th Year)
Associate Head Coach	Tyler Bratton (13th Year)
Assistant Coach	Taryne Mowatt-McKinney (3rd Year)
Assistant Coach	Zac Shaw (4th Year)
Player Development Coordinator	Alyssa Loza (5th Year)
Director of Operations	Jamie Desporte (5th Year)
Certified Athletic Trainer	Macy Simoneaux (8th Year)
Strength Coach	Marci Hoppa (3rd Year; 8th at MSU)
Athletic Academics Counselor	Lindsay Race
Sport Administrators	Maryann Baker / Maya Bulger

TEAM INFORMATION

2025 Record	39-19
2025 SEC Record / Finish	13-11 / 8th
Final Rankings (NFCA / USA / D1 / SA)	21 / 23 / 25 / 22
Letterwinners Returning / Lost	13 / 9
Position Starters Returning / Lost	4 / 5
Pitchers Returning / Lost	3 / 4
Newcomers	12

PROGRAM HISTORY

Program Years	1982-86, 1997-present
Overall Record (35th season)	1,096-810 (.575)
Overall SEC Record (30th season*)	313-446 (.412)
SEC Tournament Appearances	23
SEC Tournament Record	15-31 (.326)
NCAA Tournament Appearances	19
NCAA Tournament Record	25-39 (.391)
NFCA All-American Selections	18
Easton All-American Selections	7
D1Softball All-American Selections	3
Softball America All-American Selections	4
NFCA All-Region Selections	59
All-SEC Selections	41
Freshman All-SEC / All-Newcomer Selections	15
SEC All-Defense Selections	3
NFCA All-America Scholar-Athletes	175
CoSIDA Academic All-American Selections	11



2026 BULLDOG ROSTER

NUMERICAL

#	NAME	POS.	B/T	HT.	YR.	EXP.	HOMETOWN / HS / PREVIOUS SCHOOL
1	Gretta Grassel	OF	L/R	5-7	So.	1L	Boscobel, Wis. / Boscobel HS
2	Abby Grace Richardson	UTL	R/R	5-9	Sr.	1L	Brookhaven, Miss. / Brookhaven Academy / Copiah-Lincoln CC
3	Peja Goold	P	R/R	5-7	Sr.	TR	Stockton, Calif. / Lincoln HS / Chattanooga
4	Alyssa Faircloth	P	L/L	6-0	Jr.	TR	Northport, Ala. / Tuscaloosa County HS / Troy
5	Ally Supan	UTL	R/R	5-4	Fr.	HS	Phenix City, Ala. / Central HS
6	Carson Smith	INF	R/R	5-0	Fr.	HS	Mendenhall, Miss. / Hartfield Academy
7	Gabby Schaeffer	INF	R/R	5-7	Fr.	HS	Monroe, N.Y. / Monroe-Woodbury HS
9	Kiarra Sells	OF	R/R	5-6	Sr.	3L	Jasper, Texas / Jasper HS
10	Nadia Barbary	INF	R/R	5-7	Sr.	3L	Douglasville, Ga. / Chapel Hill HS
11	Abigail Stevens	P	R/R	6-0	R-Fr.	RS	Braxton, Miss. / East Rankin Academy
12	Paige Ernestes	C/INF	R/R	5-6	So.	1L	New Palestine, Ind. / New Palestine HS
13	Morgan Bernardini	OF	R/R	5-6	Sr.	3L	Elkville, Ill. / Elverado HS
17	Leila Ammon	P	R/R	5-11	So.	TR	Gulf Breeze, Fla. / Gulf Breeze HS / Middle Tennessee
19	Anna Carder	C	L/R	5-5	Sr.	TR	Athens, Ala. / Athens HS / Southern Illinois
20	Sara Phillips	P	R/R	5-10	So.	1L	Trussville, Ala. / Hewitt-Trussville HS
21	Brinkley Moreton	P	R/R	5-7	Fr.	HS	Summers, Ark. / Lincoln HS
22	Tatum Silva	OF	L/L	5-6	Jr.	TR	Rescue, Calif. / Ponderosa HS / Utah State
23	Des Rivera	C	R/R	5-6	Sr.	TR	Chino, Calif. / Bishop Amat Memorial HS / Oregon State / Iowa
24	Morgan Stiles	INF	R/R	5-7	So.	1L	Athens, Ala. / Athens HS
31	Sydney Carroll	UTL	R/R	6-2	Fr.	HS	Chelsea, Ala. / Chelsea HS
33	Kinley Keller	OF	R/R	5-9	Fr.	HS	New Braunfels, Texas / Davenport HS
41	Taylor Troutman	INF	L/R	5-10	R-Fr.	RS	Henderson, Ky. / Henderson County HS
42	Kalani Sells	OF	R/R	5-4	So.	1L	Jasper, Texas / Jasper HS
48	Delainey Everett	P	L/L	5-5	Jr.	2L	Oakdale, Calif. / Oakdale HS
83	Xiane Romero	INF	R/R	5-4	So.	1L	Lake Elsinore, Calif. / Temescal Canyon HS

ALPHABETICAL

#	NAME	POS.	B/T	HT.	YR.	EXP.	HOMETOWN / HS / PREVIOUS SCHOOL
17	Leila Ammon	P	R/R	5-11	So.	TR	Gulf Breeze, Fla. / Gulf Breeze HS / Middle Tennessee
10	Nadia Barbary	INF	R/R	5-7	Sr.	3L	Douglasville, Ga. / Chapel Hill HS
13	Morgan Bernardini	OF	R/R	5-6	Sr.	3L	Elkville, Ill. / Elverado HS
19	Anna Carder	C	L/R	5-5	Sr.	TR	Athens, Ala. / Athens HS / Southern Illinois
31	Sydney Carroll	UTL	R/R	6-2	Fr.	HS	Chelsea, Ala. / Chelsea HS
12	Paige Ernestes	C/INF	R/R	5-6	So.	1L	New Palestine, Ind. / New Palestine HS
48	Delainey Everett	P	L/L	5-5	Jr.	2L	Oakdale, Calif. / Oakdale HS
4	Alyssa Faircloth	P	L/L	6-0	Jr.	TR	Northport, Ala. / Tuscaloosa County HS / Troy
3	Peja Goold	P	R/R	5-7	Sr.	TR	Stockton, Calif. / Lincoln HS / Chattanooga
1	Gretta Grassel	OF	L/R	5-7	So.	1L	Boscobel, Wis. / Boscobel HS
33	Kinley Keller	OF	R/R	5-9	Fr.	HS	New Braunfels, Texas / Davenport HS
21	Brinkley Moreton	P	R/R	5-7	Fr.	HS	Summers, Ark. / Lincoln HS
20	Sara Phillips	P	R/R	5-10	So.	1L	Trussville, Ala. / Hewitt-Trussville HS
2	Abby Grace Richardson	UTL	R/R	5-9	Sr.	1L	Brookhaven, Miss. / Brookhaven Academy / Copiah-Lincoln CC
23	Des Rivera	C	R/R	5-6	Sr.	TR	Chino, Calif. / Bishop Amat Memorial HS / Oregon State / Iowa
83	Xiane Romero	INF	R/R	5-4	So.	1L	Lake Elsinore, Calif. / Temescal Canyon HS
7	Gabby Schaeffer	INF	R/R	5-7	Fr.	HS	Monroe, N.Y. / Monroe-Woodbury HS
42	Kalani Sells	OF	R/R	5-4	So.	1L	Jasper, Texas / Jasper HS
9	Kiarra Sells	OF	R/R	5-6	Sr.	3L	Jasper, Texas / Jasper HS
22	Tatum Silva	OF	L/L	5-6	Jr.	TR	Rescue, Calif. / Ponderosa HS / Utah State
6	Carson Smith	INF	R/R	5-0	Fr.	HS	Mendenhall, Miss. / Hartfield Academy
11	Abigail Stevens	P	R/R	6-0	R-Fr.	RS	Braxton, Miss. / East Rankin Academy
24	Morgan Stiles	INF	R/R	5-7	So.	1L	Athens, Ala. / Athens HS
5	Ally Supan	UTL	R/R	5-4	Fr.	HS	Phenix City, Ala. / Central HS
41	Taylor Troutman	INF	L/R	5-10	R-Fr.	RS	Henderson, Ky. / Henderson County HS

COACHING STAFF

Head Coach: Samantha Ricketts, Seventh season (12th at MSU)
 Associate Head Coach: Tyler Bratton, 13th season
 Assistant Coach: Taryne Mowatt-McKinney, Third season
 Assistant Coach: Zac Shaw, Fourth season
 Director of Operations: Jamie Desporte, Fifth season
 Player Development Coordinator: Alyssa Loza, Fifth season
 Graduate Assistant: Matalasi Faapito, Second season
 Graduate Manager: Sierra Sacco, First season
 Graduate Manager: Lexi Sosa, First season

ROSTER BREAKDOWN

BY CLASS

Seniors (7): Nadia Barbary, Morgan Bernardini, Anna Carder, Peja Goold, Abby Grace Richardson, Des Rivera, Kiarra Sells
 Juniors (3): Delainey Everett, Alyssa Faircloth, Tatum Silva
 Sophomores (7): Leila Ammon, Paige Ernestes, Gretta Grassel, Sara Phillips, Xiane Romero, Kalani Sells, Morgan Stiles
 RS Freshmen (2): Abigail Stevens, Taylor Troutman
 Freshmen (6): Sydney Carroll, Kinley Keller, Brinkley Moreton, Gabby Schaeffer, Carson Smith, Ally Supan

RETURNERS (13)

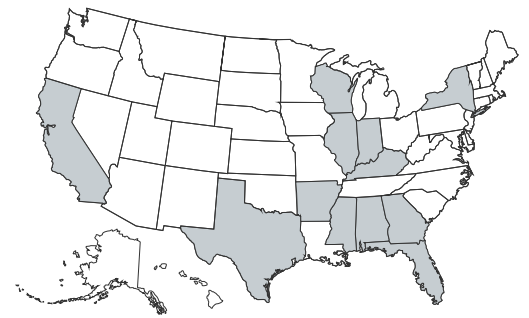
Nadia Barbary, Morgan Bernardini, Paige Ernestes, Delainey Everett, Gretta Grassel, Sara Phillips, Abby Grace Richardson, Xiane Romero, Kalani Sells, Kiarra Sells, Abigail Stevens, Morgan Stiles, Taylor Troutman

NEWCOMERS (12)

Leila Ammon, Anna Carder, Sydney Carroll, Alyssa Faircloth, Peja Goold, Kinley Keller, Brinkley Moreton, Des Rivera, Gabby Schaeffer, Tatum Silva, Carson Smith, Ally Supan

BY HOME STATE

Alabama (6): Anna Carder, Sydney Carroll, Alyssa Faircloth, Sara Phillips, Morgan Stiles, Ally Supan
 California (5): Delainey Everett, Peja Goold, Des Rivera, Xiane Romero
 Mississippi (3): Abby Grace Richardson, Carson Smith, Abigail Stevens
 Texas (3): Kinley Keller, Kiarra Sells, Kalani Sells, Tatum Silva
 Arkansas (1): Brinkley Moreton
 Florida (1): Leila Ammon
 Georgia (1): Nadia Barbary
 Illinois (1): Morgan Bernardini
 Indiana (1): Paige Ernestes
 Kentucky (1): Taylor Troutman
 New York (1): Gabby Schaeffer
 Wisconsin (1): Gretta Grassel



■ Indicates a current Bulldog's home state
 ■ Indicates a player is the first in program history from the state

PRONUNCIATION GUIDE

Leila Ammon ay-men (like Amos but end with N)
 Nadia Barbary bar-buh-ree
 Morgan Bernardini burn-uh-dee-nee
 Paige Ernestes earn-stess
 Delainey Everett de-lainey
 Peja Goold p-Asia (Asia with a P in front of it) ghoul-d
 Xiane Romero zie-ann (sigh with a Z)
 Gabby Schaeffer shay-fur
 Ally Supan soo-pan

Jamie Desporte des-sport
 Matalasi Faapito mah-TAH-lah-see fah-AH-pee-toh
 Taryne Mowatt-McKinney mow-it (like you mow your lawn)
 Sierra Sacco sack-OH

BULLDOGS BY THE NUMBERS

5

COUNTDOWN TO 200: Alyssa Faircloth is just 17 strikeouts away from the sixth 200-strikeout season in MSU history. With 195 already this year, she ranks sixth in State's single-season record book.

403

STRIKEOUTS: Mississippi State leads the SEC and ranks second nationally with 403 strikeouts, which is sixth-most in program history and just 65 shy of the single-season record.

5

MAGIC NUMBER: The Bulldogs have scored five or more runs in 102 of State's 134 wins (76.1 percent) since 2023, and they are 172-21 under Samantha Ricketts when scoring at least five.

TEAM NOTES

QUICK HITS

- » State boasts 71 doubles, which puts the Bulldogs on pace for 83 in the regular season. Last year, State set a school record with 90.
- » **Nadia Barbary** ranks seventh in school history with 44 career doubles and fifth in MSU's SEC play records with 21 for her career. She ranks eighth in program history with 30 career home runs.
- » **Des Rivera** is one of three players nationally and the only one in the SEC without a strikeout.
- » Rivera has tied the MSU single-season record with five sacrifice flies.

FINDING ANY WAY ON

- » **Kiara Sells** is riding a 17-game reached base streak, which is the longest of her career.
- » Six of her 13 hits have gone for extra bases during the streak.
- » She has been walked in six straight games and has been walked or hit by a pitch 18 times in the last 17 games.
- » Sells ranks among the top five in MSU career history in slugging percentage, on-base percentage, OPS and hit-by-pitches.

DAWGS IN DUELS

- » State is no stranger to an old-fashioned pitchers' duel as games featuring the Bulldogs have tended to be the lowest scoring contests in the SEC this year.
- » In conference play alone, State games average 6.20 combined runs between both teams. The SEC average is 8.70 combined runs per game in league play.
- » What scoring has occurred has often occurred late with 66 of 120 runs (55.0 percent) coming in the fifth inning or later.

AVERAGE RUNS SCORED AND ALLOWED PER GAME IN SEC PLAY

1. South Carolina	6.00
2. Tennessee	6.28
3. Mississippi State	6.67
4. Missouri	7.11
5. Alabama	8.28
SEC Average	8.70

STRONG START

- » State reached the 30-win mark this season faster than any prior year in program history, needing just 36 games.
- » MSU also posted its best record entering conference play in program history this season at 26-2 (.929).
- » The Bulldogs' 18-2 start was tied with the 2006 season for the second-best 20-game start in school history. MSU was 19-1 in 2014.
- » MSU set a program record with 17 wins in the month of February.

BEST RECORDS ENTERING SEC PLAY IN PROGRAM HISTORY

	WIN PCT.	RECORD	YEAR	FINISH	(SEC)
1.	.929	26-2	2026	27-4	(1-2)
2.	.905	19-2	2014	39-21	(10-14)
3.	.893	25-3	2020	25-3	(0-0)*

PITCHING POINTS

- » Mississippi State is second in the nation in strikeouts (403) and strikeouts per seven innings (9.03) while leading the nation in strikeouts looking (87) and ranking fifth in strikeout-to-walk ratio (4.15).
- » MSU has 306 more strikeouts than walks, while only 13 teams in the country have at least 300 strikeouts total this year.
- » As a team, State's whiff rate (35.0 percent) and called strike plus whiff rate (35.6 percent) lead the nation, and its 2.00 fielding independent pitching mark ranks second.
- » The Bulldogs rank fifth nationally, allowing just 2.25 runs per game.
- » Since the start of 2025, **Peja Goold** has struck out five or more batters in 39 appearances, earning the win in 33 in those games.
- » Two Bulldog arms are among the top 10 nationally in fielding independent pitching. **Leila Ammon** is second (1.24) while **Alyssa Faircloth** is fourth (1.47). That duo along with Goold are all three among the top 25 nationally in WHIP as well.

FAIRCLOTH FANS THEM

- » **Alyssa Faircloth** has recorded a career-high 14 strikeouts three times this year, most recently against UAB (Mar. 18). That ranks fifth in MSU single-game history.
- » Faircloth entered the season with one career double-digit strikeout game and now boasts six this year. She ranks eighth nationally in total strikeouts (195) and fifth in strikeouts per seven innings (11.25) while leading the nation in called strike plus whiff rate with a strike on 40.1 percent of her pitches.
- » She has struck out 40.0 percent of batters she has faced, which is fourth nationally.

HITTING ONE HUNDRED

- » **Alyssa Faircloth** became the fastest MSU pitcher to record 100 strikeouts in a season, needing just 55.2 innings to do so.
- » **Peja Goold** is the fifth-fastest in 73.2 innings.
- » There have been just five 200-strikeout seasons in program history.

FEWEST IP TO 100 STRIKEOUTS

	IP	FINAL K	FINAL IP
1. Alyssa Faircloth	2026	55.2	195
2. Emily Williams	2021	69.0	128
3. Allison Owen	2013	69.1	250
4. Stephanie Becker	2013	71.0	159
5. Peja Goold	2026	73.2	146

THE TARYNE TREATMENT

- » In three seasons under pitching coach **Taryne Mowatt-McKinney**, the Bulldogs have thrown 63 complete games. State totaled 30 over the three seasons prior to her hiring (2021-23).
- » Mowatt-McKinney has called five no-hitters in her three-season tenure, which already ranks third-most by any Bulldog pitching coach behind Bo Reid (9, 2000-09) and Vann Stuedeman (9, 2012-19).
- » She has coached State pitchers to six national weekly honors. Prior to her arrival, MSU had seen just one pitcher bring home a national weekly honor (Alison Owen, 2013). Her pitchers have won four SEC Pitcher of the Week awards in her short tenure, which is more than the Bulldogs had won in the eight years prior to her arrival.

SHARING THE LOAD

- » Mississippi State's bullpen now features three arms that threw more than 120.0 innings last spring.
- » Last year, only Raelin Chaffin, who went on to a professional career in the AULS, reached the 120.0-inning mark for State.
- » Both **Peja Goold** (108.2) and **Alyssa Faircloth** (104.2) have eclipsed 100.0 innings already this year.
- » State's seven arms boast a combined 881.0 career innings and tossed 577.1 combined innings last year, which leads the SEC.

SEC TEAM LEADERS ENTERING 2026 SEASON

CAREER IP ON 2026 ROSTER

	2025 IP ON 2026 ROSTER
1. Florida	1,033.1
2. Kentucky	994.1
3. South Carolina	962.0
4. Ole Miss	959.1
5. Mississippi State	881.0

BARBARY'S BAT

- » **Nadia Barbary** earned her first career All-SEC honors on the Second Team last year and picked up All-Defensive Team recognition at third.
- » Barbary posted single-season career highs in hits (65), homers (11), RBIs (46) and total bases (113). Her slugging percentage was 147 points higher than it has been in any prior season of her career.
- » This year, she leads the team in RBIs (34) and leads regular starters in two-out batting average (.368, 14-for-38). Barbary is second on the team in doubles (9), home runs (11) and slugging percentage (.623).

DEVELOPING DAWGS

- » **Morgan Bernardini** and **Kiara Sells** had less than 25 career at-bats combined entering their junior year, but developed into key roles in 2025 with Sells earning all-region honors.
- » In the last two seasons, **Nadia Barbary** has nearly tripled her home run totals from her first two years.
- » Sells and Barbary are on pace to land in among the team's top five batting averages in back-to-back seasons after not appearing in the top five their first two.

BARBARY

	AB	R	H	2B	3B	HR	RBI	AVG	SLG	OBP
2023-24	288	53	77	22	0	8	53	.267	.427	.334
2025-26	330	71	114	22	1	22	80	.345	.618	.411

BERNARDINI

	AB	R	H	2B	3B	HR	RBI	AVG	SLG	OBP
2023-24	13	5	2	0	0	0	0	.154	.154	.389
2025-26	270	35	76	17	1	7	58	.281	.430	.329

KI SELLS

	AB	R	H	2B	3B	HR	RBI	AVG	SLG	OBP
2023-24	10	17	0	0	0	0	1	.000	.000	.353
2025-26	270	80	95	20	0	24	67	.352	.693	.484

TAKING DOWN TOP TEAMS

- » **Samantha Ricketts** broke the program record for career ranked wins by a head coach in 2025. Thirty-two of her 52 ranked wins (61.5 percent) have come since the start of the 2024 season.
- » The Bulldogs have defeated the nation's No. 1 team in back-to-back years, downing then-No. 1 Tennessee on March 14 this season and then-No. 1 Texas on March 28, 2025. Last year's win was the program's first win over a No. 1 since 2015 and only their third in program history.
- » State has 19 top-five wins in school history, and Ricketts has led the Bulldogs to seven of those victories.

MSU HEAD COACHES' CAREER NFCA-RANKED WINS

	2020-p	WINS
1. Samantha Ricketts	2020-p	52
2. Vann Stuedeman	2012-19	44
3. Jay Miller	2003-11	35
4. Kathy Arendsen	1997-02	21

HIGH WATER MARK

- » Mississippi State has climbed as high as No. 11 in the NFCA Coaches' Poll this season, which is its highest ranking in any poll in program history. Previously, the Bulldogs had reached No. 15 in 2008.
- » The Bulldogs have also achieved their highest ranks in the D1Softball (No. 11) and USA Softball (No. 13) polls.
- » State's highest ranking in any poll entering the season was at No. 11 in the Softball America poll in 2024.
- » The Bulldogs have been as high as No. 9 in the RPI this year, which is MSU's highest mark in program history. Previously, State had climbed as high as No. 19 in the final selection rankings of 2008.

THE #RICKETTSEFFECT

- » Since Ricketts arrived in 2015, the Bulldogs have broken the school record for home runs five times. Each of the top seven marks in school history and all four 70-homer years have come under her watch.
- » Last year's team reset the single-season record at 74 homers.
- » Eight of nine regular starters hit a home run last year, and four players reached double-digits for the first time in school history.
- » MSU has homered in 30 of 48 games this season.
- » A school-record 13 different players have homered this season, and MSU has had at least 10 home run hitters in each of the last four seasons.
- » Under Ricketts, State has homered in 56.2 percent of its games (366 of 651) and gone 271-95 in such contests.

TEAM NOTES

OFFENSIVE OUTBURST

- » State's bats broke out in Game 2 at No. 5 Florida (4/4), posting a season-high 14 hits and an SEC-season-high nine runs.
- » Five different hitters had multiple hits, and eight of nine starters had at least one. **Paige Ernstes** drove in five runs, the highest single-game RBI total by a Bulldog this year.
- » State had just 13 extra-base hits in SEC play entering that game and collecting six that day alone, raising the team slugging percentage in conference play by 50 points.

DEFENSIVE DETAILS

- » This year, State boasts a .983 fielding percentage, which ranks sixth in the nation. The school record is .977 set in 2009 with just 34 total errors. That's the fewest errors in a season except for the shortened 2020 season when State made just 24. MSU has only 21 this season.
- » Last year, MSU's .971 team fielding percentage was its highest since 2014 (.976) and third-highest in program history.
- » **Kiarra Sells** recorded five outfield assists in 2025, which was tied for the 10th-most in a season in MSU history, and she is tied for 11th in MSU career history (5).
- » **Nadia Barbary** ranked third among SEC third basemen in Defensive Runs Saved last year (12.09).
- » Barbary is third in MSU career history among third basemen with at least 250 chances at the position with a .944 career fielding percentage and just 23 errors at the hot corner.
- » She was tabbed the No. 9 player in the nation at her position by both D1Softball and Softball America in their preseason rankings.
- » Barbary and **Morgan Stiles** were jointly named Softball America's Defender of the Week (Feb. 24).

MSU THIRD BASEMAN CAREER FLD% (MIN. 250 CHANCES)

NAME	YEARS	PO	A	E	DP	PCT.
1. Jessie Bailey	2007-10	207	423	25	25	.962
2. Nadia Barbary	2023-pr.	125	262	23	14	.944
Caroline Seitz	2014-17	229	461	41	24	.944
4. Tanelda McDonald	2002-05	131	328	30	10	.939
5. Montana Davidson	2017-22	121	179	28	11	.915

RUNNING IT UP

- » State has 39 run-rule victories since the start of 2024, and the past two seasons rank first and second in program history for most in a year. MSU has 10 run-rule wins so far this season.
- » The Bulldogs' 19-1 win over Delaware State (Feb. 21) saw them score the most runs since a 19-14 win at Middle Tennessee (Mar. 30, 2022).
- » The 18-run margin of victory is second only to a 23-0 win over Cal State Fullerton on Feb. 9, 2012, for the largest victory margin in school history.

MSU SINGLE-SEASON RUN-RULE VICTORIES

1.	15	2024
2.	14	2025
3.	13	2008

PHENOMENAL FIRSTS

- » Three Bulldogs have seen their first career hit leave the yard for their first career home run as well this season: **Taylor Troutman** (Feb. 6), **Kalani Sells** (Feb. 13) and **Abigial Stevens** (Feb. 21).
- » Additionally, three more players' first career hit went for extra bases as **Gabby Schaeffer** (Feb. 10), **Kinley Keller** (Feb. 13) and **Carson Smith** (Feb. 21) all doubled.
- » Keller and Schaeffer later joined the home run club as well, and Schaeffer's first career hit in SEC play was a home run against No. 1 Tennessee.
- » **Gretta Grassel** (Feb. 21) is the only player this year whose first career hit was a single, but even she still drove in a run with hers.

SPREADING THE NUSZ

- » Since the start of 2024, the Bulldogs are 58-20 at home while outscoring opponents, 504-215, in those games.
- » In its 2026 SEC home opener, MSU set a regular-season attendance record with 2,134 fans in attendance for a victory over then-No. 1 Tennessee.
- » Last year, State also set the previous record in its SEC home opener, with 1,903 fans in attendance for a victory over then-No. 18 Auburn.
- » State set a record for three-game series attendance this year with 4,818 against the Lady Vols.

NEVER OUT OF IT

- » Since **Samantha Ricketts** took charge of the program, no lead has been safe for State's opponents.
- » In the program's modern era (since 1997), there have been just 11 comeback victories after trailing by five or more runs, and Ricketts has led six of those.

SEC COACHES' 5+ RUN COMEBACK WINS AT CURRENT SCHOOL

1.	Patty Gasso	Oklahoma	8
2.	Samantha Ricketts	Mississippi State	6
	Larissa Anderson	Missouri	6
	Trisha Ford	Texas A&M	6
5.	Patrick Murphy	Alabama	5
	Rachel Lawson	Kentucky	5
	Jamie Trachsel	Ole Miss	5

OUR STATE

- » The Bulldogs are 31-6 against teams from the state of Mississippi under **Samantha Ricketts**, while outscoring in-state foes, 266-84.
- » State has won three consecutive series with rival Ole Miss.
- » This year's meeting was the first time in series history that both teams were ranked in the NFCA poll when they meet on the field. State won the series with a walk-off homer in Game 1 and a shutout in Game 2.
- » MSU won the 2024 series by taking the first two games, including a no-hitter in the clinching matchup.
- » The Bulldogs outscored the Rebels, 22-11, in the 2022 series, and capped the three-game set with a shutout in the finale.

BULLDOG BICENTENNIAL

- » **Samantha Ricketts** became the fastest Bulldog softball head coach to win 200 career games at State in the win over Northwestern State on Feb. 6, needing just 319 games.
- » She is just the 14th Mississippi State head coach in any team sport to win 200 career games in Maroon and White and the seventh-fastest.
- » Ricketts already was the fastest in MSU softball history to 100 wins, needing just 155 contests.

MSU COACHES' GAMES NEEDED TO WIN 200 (ALL SPORTS)

NAME	200TH WIN	YEARS	CAREER	
1. Vic Schaeffer (WBK)	256	2012-20	221-62	
2. Matt Roberts (MT)	281	2015-pr.	220-85	
3. Ron Polk (BB)	288	1976-97, 02-08	1139-590-2	
4. Andy Jackson (MT)	290	1988-00	220-106	
5. Chris Lemonis (BB)	311	2019-25	268-158	
	Rick Stansbury (MBK)	311	1998-11	293-166
7. Samantha Ricketts (SB)	319	2020-pr.	200-119	
8. C.R. "Dudy" Noble (BB)	331	1920-43, 46-47	263-200-9	
9. Paul E. Gregory (BB)	333	1957-74	328-200-2	
10. Vann Stuedeman (SB)	335	2012-19	276-189	
11. Kathy Arendsen (SB)	339	1997-02	219-161	
12. John Cohen (BB)	346	2009-16	284-203-1	
13. Jay Miller (SB)	351	2003-11	295-253	
14. Sharon Fanning-Otis (WBK)	558	1995-11	281-232	

#STATETOTHESHOW

- » **Sierra Sacco** and Raelin Chaffin both received Golden Tickets into the 2025 AUSA College Draft. MSU was one of two teams nationally with multiple draftees.
- » They were teammates together on the Talons, winning the inaugural AUSA Championship. This season, Sacco was taken in the Expansion Draft by the Portland Cascade, and Bulldog legend Mia Davidson was chosen by the same franchise in the Allocation Draft as a free agent.
- » MSU now boasts 28 professional players in its history. Of those, 16 were coached by Ricketts for at least one season at MSU.
- » Nine Bulldogs have gone on to pro careers in the six years since she was named the program's head coach, and at least one player has signed a professional contract in each of the last five seasons.

AWARDS AND HONORS

SEC PITCHER OF THE WEEK

Peja Goold - March 31

SEC FRESHMAN OF THE WEEK

Kinley Keller - Feb. 16

NFCA NATIONAL PITCHER OF THE WEEK

Peja Goold - March 31

D1SOFTBALL NATIONAL PITCHER OF THE WEEK

Peja Goold - March 31

SOFTBALL AMERICA STARS OF THE WEEK

Nadia Barbary & Morgan Stiles (Defender) - Feb. 24

D1SOFTBALL POSITION RANKINGS

Nadia Barbary - Third Base
(No. 9 - Pre)

SOFTBALL AMERICA POSITION RANKINGS

Nadia Barbary - Third Base
(No. 9 - Pre)

Alyssa Faircloth - Pitcher
(No. 7 - April)

Peja Goold - Pitcher
(No. 8 - March; No. 6 - April)

Kiarra Sells - Outfield
(No. 11 - March; No. 24 - April)

Morgan Stiles - Shortstop
(No. 10 - March)

DAWG TALK - PROGRAM STORYLINES

STARKVILLE SAMOANS



- » With head coach **Samantha Ricketts** set to serve as the head coach of the American Samoa Women's National Team, additional light has been shed on State's lineage of players with Samoan heritage.
- » Ricketts herself traces her heritage to the island through her mother Carol, from the village of Leone.
- » The Bulldogs have seen at least one Samoan on the roster in every season of the past decade, and have boasted multiple players with Samoan heritage every year since 2019 with as many as four such players at the same time in 2023.
- » MSU's first Samoan player was **Sarai Niu** (2016-19), who was joined by **Chloe Malau'ulu** (2019-23) and **Fa Leilua** (2019-21) in her senior year. **Matalasi Faapito** (2022-24), **Leilani Pulemua** (2022-24), **Kiarra Sells** (2023-pr.) and **Kalani Sells** (2025-pr.) have all followed.
- » The American Samoa Women's National Team athlete pool was announced on April 7 and featured six former, current or future Bulldogs. Malau'ulu, Leilua, Faapito and the Sells sisters were joined by signee **Taylor Faga** in the pool.
- » The Bulldogs began holding Samoan Heritage Day at the ballpark as early as 2019, and this year it will be celebrated on **April 26** against LSU.

NATIONAL TEAM NOTES



- » MSU has been well-represented on national teams recently.
- » Student coach and former MSU All-American **Sierra Sacco** (2024-25), played with the U.S. Women's National Team at the 2026 Team USA Down Under series in Brisbane, Australia, hitting two homers in four games.
- » **Peja Goold** pitched for Colombia at the 2025 Pan American Championships, throwing 37.0 innings and striking out 41 batters.
- » Assistant coach **Zac Shaw** captained the U.S. Men's National Team at the 2024 WBSC Men's World Cup Group Stage and 2025 WBSC World Cup Final Stage.
- » He has won two World Cup bronze medals with the Americans in 2023 (New Zealand) and 2025 (Canada).
- » Head coach **Samantha Ricketts** will serve as the head coach of the American Samoa Women's National Team in the lead up to the 2028 Olympic Games. State alum **Chloe Malau'ulu** (2019-23) won gold with American Samoa at the 2025 Pacific Mini Games, and **Kalani Sells** (2025-pr.), **Kiarra Sells** (2023-pr.), **Matalasi Faapito** (2022-24) and **Fa Leilua** (2019-21) would all be eligible for the team.
- » Former Bulldog **Mia Davidson** (2018-22) won a silver medal at the 2024 WBSC Women's World Cup Final. Davidson also played with the U.S. Women's National Team at the 2022 Pan American Championships (Guatemala), 2023 WBSC World Cup Group Stage (Ireland) and 2023 Pan American Games (Chile).
- » MSU alum **Iyhia McMichael** (2001-04) is currently serving as an assistant coach on the U.S. U-15 Girls' National Team where she guided the team to the 2023 Utsugi Cup championship and a gold medal at the 2023 WBSC Americas Qualifier. In her playing days, McMichael won the 2003 Canada Cup with Team USA.

PORTAL PICKUPS

- » Mississippi State's transfer class was ranked No. 3 in the nation by 6-4-3 Charts, which based its rankings on the total number of Wins Above Replacement (WAR) each school added. State's 17.43 WAR added was tied for the most in the SEC with Tennessee.
- » State made a big splash at both the pitcher and catcher positions.
- » Bulldog catchers finished with a combined 6.07 Defensive Runs Saved (DRS) in 2025. **Anna Carder** and **Des Rivera** combined for 10.42 DRS last season. That stands as the largest defensive upgrade (+4.35 DRS) at any position on the team this year, and it's the second-largest improvement by a catching unit in the SEC (Kentucky, +6.32).
- » MSU's bullpen saw its combined Wins Above Replacement total climb from 5.68 to 11.17 (+5.49) with the additions of **Peja Goold**, **Alyssa Faircloth** and **Leila Ammon**. That's the second-largest WAR improvement of any position group on any team in the SEC and the best by any SEC bullpen.
- » Five of the six transfers earned all-conference honors last spring.

PLANTING THE FLAG



- » The Bulldogs wear the flags of their home states on the back of their batting helmets, a tribute started in 2025.
- » **Samantha Ricketts** has expanded the Bulldogs' recruiting reach in recent years. She is responsible for recruiting the first softball student-athletes in MSU history from the states of Arkansas, Kentucky, Maryland, New Jersey, New York and West Virginia.
- » **Brinkley Moreton** (Arkansas), **Taylor Troutman** (Kentucky), **Gabby Schaeffer** (New York) and **Gretta Grassel** (Wisconsin) are all just the second players in school history from their states.

PLANNED PROMOS



- » State's Salute to Service game on **March 13** means a little bit more to **Nadia Barbary**, whose parents both served in the Air Force. She was born on Lackland Air Force Base. **Leila Ammon**'s father is in the Marine Corps.
- » Barbary's mother and Ammon's father will throw out first pitches.
- » Mississippi State will hold its fifth annual First Responder Home Run Derby on **March 15** following the Bulldogs' series finale with Tennessee. The firefighters have won all four prior years against the Starkville and MSU police departments, but this year's derby will pit two separate shifts of Starkville Fire Department against each other.
- » A number of players have first responders in their families including **Morgan Stiles** and **Delainey Everett**.
- » Everett's father passed away suddenly and unexpectedly two weeks before the start of the 2025 season. His badge number is embroidered on Everett's pitching towel.
- » The Bulldogs' Think Pink game is set for **April 10** against Arkansas.
- » State's annual Bark in the Park game is scheduled for **April 12** against Arkansas. Traditionally, each player's headshot on the video-board is replaced with their own submitted photos of their pets.
- » The final home weekend against LSU on **April 24-26** is packed with promos honoring State's senior class. On-field graduation ceremonies are scheduled for Friday night with Senior Day on Saturday. Samoan Heritage Day wraps up the home slate at Nusz Park, recognizing senior **Kiarra Sells** and her sister, sophomore **Kalani Sells**.

ALL FOR ALEX



- » **Alex Wilcox** was a member of the Bulldogs' 2018 team who inspired the nation with her courageous fight against ovarian cancer. That fight ultimately took her life that summer at the age of 18.
- » MSU immortalized Wilcox by retiring her No. 8 jersey on Sept. 15, 2018, making Wilcox the first female student-athlete in MSU history to have her jersey retired.
- » State's annual February Freezer tournament was rebranded in 2019 as **The Snowman: Alex Wilcox Memorial**.
- » The All For Alex campaign was started in 2021 as a joint effort of LSU head coach **Beth Torina** and MSU head coach **Samantha Ricketts**.
- » All 15 SEC schools unite to wear teal or teal accents for one day each year to recognize her impact on the softball community and raise awareness of the disease. All For Alex Weekend is **April 11, 2026**.

ALL ABOUT ATHLETE ENGINEERING



- » In the summer of 2024, former Bulldog pitcher **Hosanna Lindblade** and student manager **Rachel Barber** interned with the athlete engineering institute on Mississippi State's campus and developed a hitting platform that integrates force plates to capture data in real-time while a batter is working on their swing in the cages.
- » Designed, developed and constructed by Lindblade, Barber and their supervisors across campus, the product was delivered in January 2025 and is being used in the Bulldogs' practices and workouts.
- » Engineered to the exact measurements of the batter's box and home plate, the platform was made out of honeycomb core filler used in rockets covered by aircraft skin, making it incredibly durable yet light enough that one person can move the three pieces by themselves.
- » MSU's athlete engineering institute is a first-of-its-kind collaboration between campus researchers and athletic department staff and coaches. The multidisciplinary department brings together engineers, kinesiology researchers, strength and conditioning coaches, athletic trainers and nutritionists to create groundbreaking research methods and wearable technology.
- » Lindblade stepped away from softball following her sophomore year to pursue her career goals and serve more actively in her church community, while Barber graduated in May 2025.
- » More on the project from HailState.com » [MSU Athlete, Manager Design And Develop Innovative Force Plate Platform](#)

RECRUITING ON THE RISE


- » **Samantha Ricketts** has signed four top-20 recruiting classes since the fall of 2021, and three top-10 classes (No. 4 in 2017, No. 7 in 2019, No. 10 in 2023) at MSU dating back to her time as a primary recruiter while she was still an assistant for State.
- » Additionally, under Ricketts, State has signed the first Bulldog in program history from six new states.

DAWG DIAGNOSES

- » **Kiarra Sells** now plays with hearing aids after beginning her collegiate career without them. She hopes to be an advocate for athletes with hearing loss and break the stigma around hearing aids in sports.

AROUND THE BALLPARK - FREQUENTLY ASKED QUESTIONS

PINK PONY



- » Fans and media will notice a stuffed unicorn hobby horse in the Bulldog dugout this season.
- » The unicorn originates from State's class talent show in the fall and was a prop used by the junior class. Afterwards, he ended up in **Ally Supan's** locker, and she has become the keeper of "Pink Pony."
- » Supan insists that he be correctly identified as a unicorn.
- » Pink Pony's nickname is just Pony.
- » Whenever a Bulldog scores, they ride Pink Pony down the dugout. The lone exception is **Morgan Stiles**, who just carries Pony in one hand while high-fiving her teammates.
- » Additionally, **Anna Carder**, who rode Pony in the talent show originally, uses Pink Pony Club as one of her walk-up songs.

FINNEGAN AMMON



- » **Leila Ammon's** parents, Michelle and Charles, have brought the family dog, Finnegan, to every game - home and away - this season.
- » The Ammons have had the seven-year-old Frenchton (75 percent French bulldog, 25 percent Boston terrier) since 2019.
- » He has been caught on camera during TV broadcasts multiple times this season, and was picked up by the @NCAASoftball social accounts on March 6 during State's game at South Alabama.

THE FEDORA



- » **Nadia Barbary's** parents have become fixtures in Nusz Park. They always sit on the first row behind home plate at the left end of the row from the broadcast camera's perspective.
- » Her father, Irving, has a trademark maroon fedora that he wears to each game, and he can often be heard prior to the first pitch of each Bulldog at-bat yelling his trademark "Come on Nadia!" along with the nicknames of each teammate for their turns at the plate.
- » Both of her parents served in the Air Force. Irving threw out the first pitch for MSU's 2025 military appreciation game, and her mother, Shannon, will do so in 2026.

THE FIREFIGHTERS



- » On-duty firefighters from the Starkville Fire Department often attend MSU softball games, parking in right-center field and watching from the top of their ladder truck.
- » The firefighters began regularly attending games in 2024.
- » Starkville Fire has won the annual First Responder Home Run Derby every season that it has been held, going 4-0 against the Starkville Police Department and MSU campus police officers.
- » In appreciation of their continued support, members of the State softball team will visit Fire Station 1 on Wednesday, March 11, and participate in activities around the station to get a look inside the firefighters' daily routines.

MSU RECORD WHEN

	OVERALL	SEC
BY GAME		
Day games (Before 5 p.m.)	25-10	3-8
Night games (After 5 p.m.)	9-4	3-4
In Extra Innings	1-1	0-1
vs. Ranked opponents	7-12	6-11
vs. Top-10 opponents	3-6	3-6
BY OPPOSING PITCHER		
vs. Left-handed Starter	3-4	1-3
vs. Right-handed Starter	31-10	5-9
BY MSU PITCHER		
Starter receives decision	29-12	5-10
Reliever receives decision	5-2	1-2
Starter goes 5.0+ inn.	25-6	6-5
Starter goes less than 5.0 inn.	9-8	0-7
BY SCORING / MARGIN		
Scoring first	28-2	5-2
Trailing first	6-12	1-10
In one-run games	5-3	4-2
In two-run games	4-4	1-4
Scoring 0-2 runs	4-9	3-7
Scoring 3-5 runs	11-4	2-4
Scoring 6-9 runs	16-1	1-1
Scoring 10+ runs	3-0	0-0
Allowing 0-2 runs	29-3	4-2
Allowing 3-5 runs	5-6	2-5
Allowing 6-9 runs	0-3	0-3
Allowing 10+ runs	0-2	0-2
BY THE STATS		
Collecting 0-3 hits	1-5	1-4
Collecting 4-6 hits	7-7	3-6
Collecting 7-9 hits	17-1	1-1
Collecting 10+ hits	9-1	1-1
Out-hit opponent	32-3	5-2
Out-hit by opponent	0-9	0-8
Hits are equal	2-2	1-2
Without hitting a home run	9-9	2-7
Hitting a home run	25-5	4-5
Opponent doesn't hit a home run	24-6	3-4
Opponent hits a home run	10-8	3-8
Errorless	23-7	2-6
Committing one error	11-5	4-4
Committing 2+ errors	0-2	0-2
Opponent is errorless	15-10	4-8
BY SCHEDULE		
February	17-2	0-0
March	15-5	4-5
April	2-7	2-7
May	0-0	0-0
Sunday	4-5	1-5
Monday	1-0	1-0
Tuesday	3-0	0-0
Wednesday	5-0	0-0
Thursday	1-0	0-0
Friday	9-5	1-4
Saturday	11-4	3-3
Game 1 of Season Series	18-7	1-5
Game 2 of Season Series	14-2	4-2
Game 3 of Season Series	2-5	1-5

BY CONFERENCE

SEC	6-12
Arkansas	1-2
Florida	1-2
Georgia	1-2
LSU	0-0
Ole Miss	0-0
South Carolina	2-1
Tennessee	1-2
Texas A&M	0-3
ACC	2-1
Clemson	1-1
Georgia Tech	1-0
AMERICAN	6-0
Memphis	1-0
North Texas	2-0
UAB	2-0
Wichita State	1-0
BIG 12	1-0
Baylor	1-0
BIG TEN	2-0
Rutgers	2-0
MEAC	1-0
Delaware State	1-0
MISSOURI VALLEY	2-1
Belmont	1-1
Murray State	1-0
MOUNTAIN WEST	3-0
New Mexico	3-0
OHIO VALLEY	3-0
Southeast Missouri	2-0
UT Martin	1-0
SOUTHERN	3-0
Samford	2-0
Wofford	1-0
SOUTHLAND	1-0
Northwestern State	1-0
SUN BELT	4-0
Georgia Southern	1-0
South Alabama	2-0
Southern Miss	1-0

LEADING AFTER

INNING	1	2	3	4	5	6
W-L	15-1	21-1	25-1	24-1	21-0	22-0

TRAILING AFTER

INNING	1	2	3	4	5	6
W-L	1-5	2-7	0-7	2-7	2-9	0-12

TIED AFTER

INNING	1	2	3	4	5	6
W-L	18-8	11-6	9-6	8-6	4-4	2-1

COME FROM BEHIND WINS

DATE	OPPONENT	DEFICIT	FINAL
Feb. 6	vs. Wichita State	0-1 (Top 5)	W, 5-2 (8)
Feb. 14	North Texas	0-1 (Bot 3)	W, 3-1
Feb. 18	Memphis	0-1 (Bot 3)	W, 8-4
Feb. 20	Samford	0-1 (Bot 1)	W, 6-2
Mar. 8	at South Alabama	0-2 (Top 3)	W, 4-2
Mar. 21	at Georgia	1-2 (Top 6)	W, 3-2

LAST AT-BAT WINS

DATE	OPPONENT	DEFICIT	FINAL
Mar. 14	No. 1 Tennessee	0-0 (Bot 7)	W, 1-0

WALK-OFF WINS

DATE	OPPONENT	SCORE	FINAL
Feb. 13	Rutgers	7-0 (Bot 6)	W, 8-0 (6)
Mar. 14	No. 1 Tennessee	0-0 (Bot 7)	W, 1-0

SCORE BY INNINGS

INNING	1	2	3	4	5	6	7	EXT	TOT
MSU	50	29	44	35	32	37	10	5	242
OPP	13	20	8	18	25	12	8	4	108

MISC. HITTING STATS

MULTI-HIT GAMES

PLAYER	2	3	4	5+	TOTAL
Kiarra Sells	11	3	--	--	14
Morgan Stiles	10	2	1	--	13
Nadia Barbary	10	1	1	--	12
Des Rivera	8	--	--	--	8
Morgan Bernardini	6	--	--	--	6
Kinley Keller	3	2	--	--	5
Abby Grace Richardson	3	--	--	--	3
Taylor Troutman	3	--	--	--	3
Anna Carder	2	--	--	--	2
Gabby Schaeffer	2	--	--	--	2
Tatum Silva	1	1	--	--	2
Paige Ernstes	1	--	--	--	1
Xiane Romero	1	--	--	--	1
TOTAL	61	9	2	--	72

MULTI-RBI GAMES

PLAYER	2	3	4	5+	TOTAL
Kiarra Sells	4	5	--	--	9
Nadia Barbary	4	--	3	--	7
Morgan Bernardini	4	1	1	--	6
Morgan Stiles	5	1	--	--	6
Abby Grace Richardson	3	2	--	--	5
Des Rivera	2	2	--	--	4
Taylor Troutman	1	2	--	--	3
Paige Ernstes	1	--	--	1	2
Kinley Keller	2	--	--	--	2
Xiane Romero	1	--	--	1	2
Anna Carder	1	--	--	--	1
Gabby Schaeffer	1	--	--	--	1
Tatum Silva	1	--	--	--	1
Kalani Sells	--	1	--	--	1
Abigail Stevens	1	--	--	--	1
Carson Smith	1	--	--	--	1
TOTAL	32	14	4	2	52

HITTING STREAKS*

PLAYER	CURRENT	2026	CAREER
Anna Carder [§]	3	4	12 [§]
Kiarra Sells	1	12	12
Morgan Stiles	1	12*	12*
Kinley Keller	1	5	5
Xiane Romero	1	2	2
Carson Smith	1	1	1
Nadia Barbary	--	9*	9*
Morgan Bernardini	--	8	8
Des Rivera [§]	--	7	8 [§]
Abigail Stevens	--	4	4
Taylor Troutman	--	4	4
Tatum Silva [§]	--	3	11 [§]
Gabby Schaeffer	--	3	3
Paige Ernstes	--	2	2
Abby Grace Richardson	--	2	2
Gretta Grassel	--	1	1
Kalani Sells	--	1	1

ON-BASE STREAKS*

PLAYER	CURRENT	2026	CAREER
Kiarra Sells	17	17	17
Anna Carder [§]	4	7	16 [§]
Morgan Stiles	3	15*	15*
Des Rivera [§]	3	8	16 ^{§*}
Morgan Bernardini	1	10	17
Kinley Keller	1	6	6
Paige Ernstes	1	5	5
Xiane Romero	1	4*	4*
Carson Smith	1	1	1
Nadia Barbary	--	11	12
Abby Grace Richardson	--	6	6
Gabby Schaeffer	--	6	6
Taylor Troutman	--	6	6
Abigail Stevens	--	4	4
Tatum Silva [§]	--	3	12 ^{§*}
Kalani Sells	--	2	2
Gretta Grassel	--	1	1
Ally Supan	--	1	1

[§] includes transfer stats | * streak carried over from prior season

HOME RUN LOG

NO.	PLAYER	OPPONENT	DATE	RUNS	INNING	OUTS	COUNT	SCORE	FINAL	ANGLE	VELD.	DIST.
1	N. Barbary	at Baylor	Feb. 5	2	1	0	1-1	0-0	W, 10-0 (5)	32	72	237
2	A. Richardson	at Baylor	Feb. 5	1	2	0	2-1	2-0	W, 10-0 (5)	39	72	225
3	M. Stiles	at Baylor	Feb. 5	3	3	2	1-2	5-0	W, 10-0 (5)	35	69	222
4	Ki. Sells	at Baylor	Feb. 5	2	3	2	2-1	8-0	W, 10-0 (5)	--	--	--
5	T. Troutman	vs. Northwestern State	Feb. 6	1	2	0	0-1	3-0	W, 9-3	38	69	220
6	X. Romero	vs. Northwestern State	Feb. 6	1	2	0	0-0	4-0	W, 9-3	32	70	229
7	T. Troutman	vs. Northwestern State	Feb. 6	2	3	1	2-2	6-0	W, 9-3	--	--	--
8	N. Barbary	vs. Wichita State	Feb. 6	3	8	1	1-0	2-1	W, 5-2 (8)	40	73	233
9	M. Stiles	vs. New Mexico	Feb. 7	1	1	0	1-1	0-0	W, 8-1	--	--	--
10	D. Rivera	SOUTHERN MISS	Feb. 10	1	5	0	0-0	1-0	W, 5-0	30	72	227
11	Ki. Sells	RUTGERS	Feb. 13	2	4	2	1-1	3-0	W, 9-0 (6)	35	77	247
12	A. Richardson	RUTGERS	Feb. 14	2	6	1	0-0	2-2	W, 7-2	37	70	223
13	Ka. Sells	RUTGERS	Feb. 14	3	6	2	1-0	4-2	W, 7-2	38	72	234
14	Ki. Sells	NORTH TEXAS	Feb. 14	1	3	0	2-0	0-1	W, 3-1	42	76	242
15	Ki. Sells	MEMPHIS	Feb. 18	3	3	1	3-2	0-1	W, 8-4	23	76	232
16	M. Bernardini	MEMPHIS	Feb. 18	4	3	1	3-1	3-1	W, 8-4	42	72	227
17	D. Rivera	DELAWARE STATE	Feb. 20	2	1	1	3-0	3-0	W, 19-1 (5)	29	73	232
18	G. Schaeffer	DELAWARE STATE	Feb. 20	2	1	2	3-2	5-0	W, 19-1 (5)	32	72	235
19	A. Stevens	DELAWARE STATE	Feb. 20	1	4	0	0-0	13-0	W, 19-1 (5)	31	73	244
20	A. Richardson	DELAWARE STATE	Feb. 20	2	4	2	3-2	17-0	W, 19-1 (5)	30	74	247
21	D. Rivera	at Georgia Tech	Feb. 25	1	2	0	1-0	0-0	W, 8-3	34	67	206
22	N. Barbary	at Georgia Tech	Feb. 25	1	3	0	2-1	1-1	W, 8-3	34	74	236
23	Ki. Sells	at Georgia Tech	Feb. 25	1	7	2	0-1	4-2	W, 8-3	31	77	255
24	M. Bernardini	at Georgia Tech	Feb. 25	3	7	2	0-0	5-2	W, 8-3	36	71	231
25	A. Richardson	vs. Wofford	Feb. 27	1	4	1	2-2	2-0	W, 9-1 (6)			Inside the Park
26	Ki. Sells	vs. Georgia Southern	Feb. 28	3	3	1	1-1	0-0	W, 8-0 (5)	--	--	--
27	A. Richardson	vs. Georgia Southern	Feb. 28	2	4	0	2-2	3-0	W, 8-0 (5)	--	--	--
28	Ki. Sells	at Clemson	Mar. 1	1	3	1	1-1	1-0	W, 9-1 (6)	39	79	228
29	K. Keller	at Clemson	Mar. 1	2	6	1	0-0	7-1	W, 9-1 (6)	30	71	207
30	N. Barbary	at UAB	Mar. 4	1	1	1	2-2	0-0	W, 6-1	--	--	--
31	N. Barbary	at UAB	Mar. 4	3	5	2	3-2	1-1	W, 6-1	--	--	--
32	Ki. Sells	vs. New Mexico	Mar. 7	2	5	2	2-1	2-0	W, 4-0	--	--	--
33	N. Barbary	vs. Samford	Mar. 7	4	4	1	2-1	4-0	W, 9-1	--	--	--
34	G. Schaeffer	vs. Samford	Mar. 7	1	5	2	1-1	8-0	W, 9-1	--	--	--
35	N. Barbary	at South Alabama	Mar. 8	1	3	1	1-2	0-2	W, 4-2	--	--	--
36	Ki. Sells	at South Alabama	Mar. 8	1	3	1	3-2	1-2	W, 4-2	--	--	--
37	Ki. Sells	at South Alabama	Mar. 8	2	5	0	2-1	2-2	W, 4-2	--	--	--
38	N. Barbary	SOUTHEAST MISSOURI (G1)	Mar. 10	1	4	0	2-1	8-0	W, 9-0 (5)	23	79	228
39	G. Schaeffer	SOUTHEAST MISSOURI (G2)	Mar. 10	1	2	1	1-2	0-0	W, 4-0	36	72	239
40	T. Troutman	TENNESSEE	Mar. 13	1	9	0	1-0	0-3	L, 1-3 (9)	47	74	222
41	T. Troutman	TENNESSEE	Mar. 14	1	7	0	3-2	0-0	W, 1-0	37	74	224
42	G. Schaeffer	TENNESSEE	Mar. 15	1	3	1	1-0	0-1	L, 1-4	24	73	225
43	Ki. Sells	at Georgia	Mar. 21	1	6	0	3-2	1-2	W, 3-2	43	71	207
44	K. Keller	at Georgia	Mar. 21	1	6	0	3-2	2-2	W, 3-2	28	73	217
45	Ki. Sells	UT MARTIN	Mar. 25	2	2	2	1-0	1-0	W, 7-0	29	72	208
46	P. Ernstes	SOUTH CAROLINA	Mar. 30	1	2	0	1-2	0-0	W, 4-3	28	72	228
47	M. Bernardini	at Florida	Apr. 4	1	4	0	1-1	1-0	W, 9-5	--	--	--
48	N. Barbary	at Florida	Apr. 4	2	5	2	1-2	4-0	W, 9-5	--	--	--
49	N. Barbary	at Florida	Apr. 5	1	2	2	3-2	0-1	L, 4-5	--	--	--
50	X. Romero	at Florida	Apr. 5	1	3	1	3-2	1-4	L, 4-5	--	--	--
51	Ki. Sells	at Florida	Apr. 5	1	3	1	1-2	2-4	L, 4-5	--	--	--
52	N. Barbary	ARKANSAS	Apr. 12	1	1	2	0-0	0-3	L, 3-10	31	75	243
53	X. Romero	at Texas A&M	Apr. 19	4	1	2	1-0	2-0	L, 9-10	32	71	225

*Launch angle, exit velocity and estimated distance available only for games in Nusz Park and select stadiums.

HOME RUN BREAKDOWN

TOTAL	53	SEASON	SOLO	2R	3R	GS	TOTAL	CAREER	SOLO	2R	3R	GS	TOTAL
Home	19	Kiarra Sells	6	5	2	--	13	Nadia Barbary	14	8	5	3	30
Road	23	Nadia Barbary	6	2	2	1	11	Kiarra Sells	11	8	4	1	24
Neutral	11	Abby Grace Richardson	2	3	--	--	5	Anna Carder*	3	8	1	2	14
vs. LHP	4	Gabby Schaeffer	3	1	--	--	4	Morgan Stiles	5	2	2	--	9
vs. RHP	49	Taylor Troutman	3	1	--	--	4	Morgan Bernardini	3	--	3	1	7
With 0 Outs	18	Morgan Bernardini	1	--	1	1	3	Des Rivera*	3	2	1	--	6
With 1 Out	18	Des Rivera	2	1	--	--	3	Abby Grace Richardson	2	3	--	--	5
With 2 Outs	17	Xiane Romero	2	--	--	1	3	Gabby Schaeffer	3	1	--	--	4
Solo	29	Morgan Stiles	1	--	1	--	2	Taylor Troutman	3	1	--	--	4
Two-Run	14	Kinley Keller	1	--	1	--	2	Paige Ernstes	2	--	1	--	3
Three-Run	7	Paige Ernstes	1	--	--	--	1	Xiane Romero	2	--	--	1	3
Grand Slam	3	Kalani Sells	--	--	1	--	1	Kinley Keller	1	--	1	--	2
Back-to-Back	4	Abigail Stevens	1	--	--	--	1	Tatum Silva*	1	--	--	--	1
Pinch-Hit	1							Kalani Sells	--	--	1	--	1
Walk-Off	0							Abigail Stevens	1	--	--	--	1
Consecutive Games with HR (Season Long)	1	(8)											
Consecutive Games without HR (Season Long)	0	(3)											

*includes transfer stats

SPECIALTY STATS

OFFENSE BREAKDOWN

Table with columns for MONTH, LOCATION, and SERIES, and rows for various statistics like GP, AVG, AB, R, H, 2B, 3B, HR, RBI, TB, SLG, BB, HBP, SO, GDP, OBP, SB, ATT.

ACTIVE HITTING STREAKS (MIN. 3 GAMES)

Table showing active hitting streaks for players like Anna Carder.

ACTIVE ON-BASE STREAKS (MIN. 7 GAMES)

Table showing active on-base streaks for players like Kiarra Sells.

PITCHING BREAKDOWN

Table with columns for MONTH, LOCATION, and SERIES, and rows for various pitching statistics like GP, ERA, W-L, CG, SHO, SV, IP, H, R, ER, BB, SO, 2B, 3B, HR, B/AVG, WP, HP.

PINCH HITTING

Table showing pinch hitting statistics for 2026 and CAREER for various players.

Table showing scoreless innings, start to finish innings, and streaks for various players.

SCORELESS INNINGS

Table showing scoreless innings for various players.

Table showing start to finish innings for various players.

Table showing streaks for various players.

INHERITED RUNNERS

Table showing inherited runners for various players.

ERRORLESS STREAKS

Table showing errorless streaks for various players.

* Includes 2025 stats | † Includes transfer stats

THE SOUTHEASTERN CONFERENCE (THROUGH GAMES APRIL 22)



STANDINGS

	CONF	PCT.	GB	ALL	PCT.	HOME	AWAY	NEUTRAL	USA T25	LAST 10	STREAK
Alabama	15-3	.833	---	43-4	.915	25-2	13-2	5-0	6-2	9-1	W4
Oklahoma	15-3	.833	---	43-6	.878	21-1	14-3	8-2	10-5	7-3	W2
Texas A&M	14-4	.778	1.0	34-12	.739	20-3	7-4	7-5	9-10	9-1	W9
Florida	16-5	.762	0.5	43-7	.860	24-3	11-3	8-1	8-6	8-2	L1
Tennessee	12-6	.667	3.0	38-7	.844	16-3	8-4	14-0	14-5	8-2	W1
Texas	12-6	.667	3.0	35-8	.814	18-4	11-3	6-1	15-8	4-6	L1
Arkansas	11-7	.611	4.0	37-8	.822	22-2	9-5	6-1	9-7	7-3	W1
Georgia	10-8	.556	5.0	34-13	.723	23-8	6-4	5-1	7-11	6-4	W1
LSU	9-9	.500	6.0	32-14	.696	24-5	7-5	1-4	7-11	8-2	W4
Missouri	7-11	.389	8.0	25-24	.510	11-8	9-8	5-8	7-13	5-5	W1
Mississippi State	6-12	.333	9.0	34-14	.708	18-6	8-8	8-0	7-13	3-7	L5
South Carolina	5-13	.278	10.0	27-21	.563	17-13	8-5	2-3	4-20	5-5	W2
Auburn	3-15	.167	12.0	24-22	.522	14-9	2-10	8-3	3-15	1-9	L2
Ole Miss	2-16	.111	12.0	28-21	.571	13-9	7-9	8-3	2-16	4-6	W1
Kentucky	1-20	.048	15.5	26-25	.510	9-10	9-13	8-2	2-20	4-6	W1

AROUND THE LEAGUE (ALL TIMES CT)

#3/2 Alabama:	4/25 at Tennessee, 3 p.m. (SECN+), 4/26 at Tennessee, 3 p.m. (ESPN2), 4/27 at Tennessee, 6 p.m. (SECN)
#9/6 Arkansas:	4/24 vs. Missouri, 5 p.m. (SECN+), 4/25 vs. Missouri, 11 a.m (SECN), 4/26 vs. Missouri, 1 p.m. (SECN+)
Auburn:	4/24 vs. Ole Miss, 6 p.m. (SECN+), 4/25 vs. Ole Miss, 2 p.m (SECN+), 4/26 vs. Ole Miss, 12 p.m. (SECN)
#5/8 Florida:	4/24 vs. UCF, 6p.m. (SECN+), 4/25 at UCF, 6 p.m.
#15/11 Georgia:	4/24 at #1/1 Oklahoma, 6:30 p.m. (SECN+), 4/25 at #1/1 Oklahoma, 1:30 p.m. (ESPN2), 4/26 at #1/1 Oklahoma, 1 p.m. (SECN+)
Kentucky:	4/24 vs. #7/4 Texas, 5p.m. (SECN), 4/25 vs. #7/4 Texas, 1 p.m (SECN+), 4/26 vs. #7/4 Texas, 12 p.m. (SECN+)
#20/15 LSU:	4/24 at #17/19 Mississippi State, 5 p.m. (SECN+), 4/25 at #17/19 Mississippi State, 2 p.m (SECN+), 4/26 at #17/19 Mississippi State, 11 a.m. (SECN+)
Missouri:	4/24 at #9/6 Arkansas, 5 p.m. (SECN+), 4/25 at #9/6 Arkansas, 11 a.m (SECN), 4/26 at #9/6 Arkansas, 1 p.m. (SECN+)
#1/1 Oklahoma:	4/24 vs. #15/11 Georgia, 6:30 p.m. (SECN+), 4/25 vs. #15/11 Georgia, 1:30 p.m. (ESPN2), 4/26 vs. #15/11 Georgia, 1 p.m. (SECN+)
Ole Miss:	4/24 at Auburn, 6 p.m. (SECN+), 4/25 at Auburn, 2 p.m (SECN+), 4/26 at Auburn, 12 p.m. (SECN)
#RV/24 South Carolina:	4/24 vs. #11/10 Texas A&M, 7 p.m. (ESPN2), 4/25 vs. #11/10 Texas A&M, 3 p.m. (SECN+), 4/26 vs. #11/10 Texas A&M, 1 p.m. (SECN+)
#8/9 Tennessee:	4/25 vs. #3/2 Alabama, 3 p.m. (SECN+), 4/26 vs. #3/2 Alabama, 3 p.m. (ESPN2), 4/27 vs. #3/2 Alabama, 6 p.m. (SECN)
#7/4 Texas:	4/24 at Kentucky, 5 p.m. (SECN), 4/25 at Kentucky, 1 p.m (SECN+), 4/26 at Kentucky, 12 p.m. (SECN+)
#11/10 Texas A&M:	4/24 at #RV/24 South Carolina, 7 p.m. (ESPN2), 4/25 at #RV/24 South Carolina, 3 p.m. (SECN+), 4/26 at #RV/24 South Carolina, 1 p.m. (SECN+)

MSU AROUND THE NATION (THROUGH GAMES APRIL 22)

TEAM STAT RANKINGS (TOP 50)	VALUE	RANK
Earned Run Average	2.15	8
Fielding Pct.	.983	6
Fielding Independent Pitching	2.00	2
Hits Allowed / 7 Inn.	4.44	5
Sacrifice Flies	20	25
Scoring Defense	2.25	5
Shutouts	13	10
Strikeouts (Pitching)	403	2
Strikeouts Looking (Pitching)	87	1
Strikeout Rate (Pitching)	32.4%	2
Strikeout-Walk Ratio	4.15	5
Strikeouts / 7 Inn.	9.03	2
Walks (Pitching)	97	41
Walk Rate (Pitching)	7.8%	29
WHIP	0.94	4
Winning Pct.	.708	36

INDIVIDUAL STAT RANKINGS (TOP 50)	VALUE	RANK
LEILA AMMON		
Earned Run Avg.	1.71	18
Fielding Independent Pitching	1.24	2
Hits Allowed / 7 inn.	4.20	10
Strikeout Rate	29.4%	22
Strikeouts / 7 inn.	7.74	44
Strikeout-to-Walk Ratio	6.56	6
WHIP	0.77	4
Walk Rate	4.5%	30
Walks / 7 inn.	1.18	14
ALYSSA FAIRCLOTH		
Fielding Independent Pitching	1.47	4
Hits Allowed / 7 inn.	4.56	16
Saves	4	13
Strikeouts	195	8
Strikeout Rate	40.0%	4
Strikeouts / 7 inn.	11.25	5
Strikeout-to-Walk Ratio	4.64	19
WHIP	1.00	22
PEJA GOOLD		
Complete Games	11	49
Earned Run Avg.	2.09	34
Fielding Independent Pitching	2.36	26
Hits Allowed / 7 inn.	4.29	12
Saves	3	37
Shutouts	8	3
Strikeouts	146	22
Strikeout Rate	29.6%	21
Strikeouts / 7 inn.	8.24	32
Strikeout-to-Walk Ratio	3.95	30
WHIP	0.91	13
Wins	14	46

DES RIVERA	VALUE	RANK
Sacrifice Flies	5	31
Strikeout Rate	0.0%	1

TEAM STAT RANKINGS

CATEGORY	VALUE	RANK
Batting Avg.	.286	12th
Slugging Pct.	.483	12th
On-Base Pct.	.372	14th
Hits	343	12th
Runs Scored	242	13th
Doubles	73	6th
Triples	2	13th
Home Runs	53	11th
Total Bases	579	12th
At Bats	1,198	8th
Walks	149	14th
Stolen Bases	36	9th
Earned Run Avg.	2.15	3rd
Opp. Batting Avg.	.179	3rd
Innings Pitched	312.1	4th
Strikeouts	403	1st
Strikeouts Looking	87	1st
Walks Allowed	97	5th
Hits Allowed	198	3rd
Runs Allowed	108	3rd
Fielding Pct.	.983	5th

MSU IN THE FINAL POLLS

NFCA COACHES' POLL

TEAM	RECORD	PREV
1. Oklahoma (12)	42-6	1
2. Texas Tech (4)	42-4	2
3. Alabama (7)	42-4	3
4. Nebraska (4)	36-6	6
5. Florida (2)	43-6	4
6. UCLA (2)	41-5	9
7. Texas	34-7	5
8. Tennessee	37-7	7
9. Arkansas	36-8	8
10. Florida State	39-7	10
11. Texas A&M	34-12	12
12. Oregon	35-9	13
13. Virginia Tech	38-8	11
14. Duke	35-12	17
15. Georgia	33-12	15
16. Stanford	30-12	20
17. Mississippi State	34-14	14
18. Oklahoma State	30-12	21
19. Arizona	31-13	16
20. LSU	32-14	22
21. Grand Canyon	43-6	19
22. UCF	35-12-1	24
23. Virginia	33-11	18
24. Arizona State	35-13	25
25. Washington	34-12	23

RECEIVING VOTES: Louisville (54), Belmont (27), Clemson (17), Southeastern Louisiana (11), South Carolina (8), Kansas (4), Omaha (4), Nevada (1).

DISOFTBALL.COM

TEAM	RECORD	PREV
1. Oklahoma	42-6	1
2. Alabama	42-4	2
3. Texas Tech	42-4	3
4. Nebraska	36-6	5
5. Texas	35-7	4
6. Arkansas	36-8	6
7. Florida	43-6	7
8. UCLA	41-5	9
9. Tennessee	37-7	8
10. Florida State	39-7	11
11. Texas A&M	34-12	13
12. Georgia	33-13	12
13. Duke	35-12	15
14. Oklahoma State	30-12	19
15. Oregon	35-9	17
16. Virginia Tech	38-8	10
17. LSU	32-14	18
18. Mississippi State	34-14	14
19. Arizona	31-13	16
20. Stanford	30-12	22
21. UCF	35-12-1	21
22. Washington	34-12	20
23. Arizona State	35-13	NR
24. Clemson	30-17	NR
25. Louisville	38-9	NR

MSU RANKING HISTORY

NFCA/USA Today

Highest: 11 (Week 6, 2026)
First Top 5: N/A
First Top 10: N/A
First Top 25: Week 3, 2000 (24)
Last Top 25: Week 11, 2026 (17)

USA Softball

Highest: 12 (Week 6, 2026)
First Top 5: N/A
First Top 10: N/A
First Top 25: Week 4, 2006 (24)
Last Top 25: Week 11, 2026 (19)

ESPN/USA SOFTBALL

TEAM	RECORD	PREV
1. Oklahoma (13)	42-6	1
2. Alabama (5)	42-4	2
3. Nebraska (5)	36-6	4
4. Texas (2)	34-7	5
5. Texas Tech	42-4	3
6. Arkansas	36-8	6
7. UCLA	41-5	8
8. Florida	44-6	7
9. Tennessee	37-7	9
10. Texas A&M	34-12	11
11. Georgia	33-12	13
12. Duke	35-12	T14
13. Florida State	39-7	12
14. Oregon	35-9	18
15. LSU	32-14	17
16. Virginia Tech	38-8	10
17. Oklahoma State	30-12	21
18. Stanford	30-12	19
19. Mississippi State	34-14	T14
20. Arizona	31-13	16
21. UCF	35-12-1	22
22. Washington	34-12	20
23. Clemson	30-17	RV
24. South Carolina	26-21	25
25. Louisville	38-9	RV

RECEIVING VOTES: Grand Canyon (23), Arizona State (19), Virginia (9), Marshall (4), Saint Mary's (4), Southeastern Louisiana (3), Georgia Tech (1).

SOFTBALL AMERICA

TEAM	RECORD	PREV
1. Nebraska	36-6	3
2. Oklahoma	42-6	1
3. Alabama	42-4	2
4. Texas Tech	42-4	4
5. UCLA	41-5	6
6. Arkansas	36-8	5
7. Florida	44-6	7
8. Texas	34-7	8
9. Texas A&M	34-12	11
10. Duke	35-12	14
11. Tennessee	37-7	9
12. Florida State	39-7	12
13. Georgia	33-12	13
14. LSU	32-14	15
15. Oregon	35-9	17
16. Virginia Tech	38-8	10
17. UCF	35-12-1	20
18. Oklahoma State	30-12	22
19. Arizona	31-13	16
20. Stanford	30-12	21
21. Mississippi State	34-14	18
22. Louisville	38-9	25
23. Washington	34-12	19
24. Clemson	30-17	NR
25. Southeastern Louisiana	41-11	23

MSU WEEK-BY-WEEK

	NFCA	USA	D1	SA	DSR	RPI	RECORD
Preseason	22	24	23	21	--	--	0-0
Week 1	19	21	17	18	22	--	4-0
Week 2	14	18	14	13	12	--	10-0
Week 3	12	19	14	16	15	--	14-1
Week 4	12	17	13	17	15	--	18-2
Week 5	12	14	12	13	11	9	24-2
Week 6	11	12	11	13	10	9	27-4
Week 7	12	14	14	14	11	13	29-6
Week 8	13	16	14	15	14	13	32-7
Week 9	13	15	15	16	13	14	33-9
Week 10	14	14	14	18	11	15	34-11
Week 11	17	19	18	21	19	18	34-14
Week 12							
Week 13							
Week 14							
Final							

VS. RANKED OPPONENTS

DATE	OPPONENT	NFCA RANK	RESULT
Feb. 28	Clemson	25	L, 0-3
Mar. 1	Clemson	25	W, 9-1 (6)
Mar. 13	Tennessee	1	L, 1-3 (9)
Mar. 14	Tennessee	1	W, 1-0
Mar. 15	Tennessee	1	L, 1-4
Mar. 20	Georgia	15	L, 3-6
Mar. 21	Georgia	15	W, 3-2
Mar. 22	Georgia	15	L, 4-7
Mar. 28	South Carolina	23	L, 0-2
Mar. 29	South Carolina	23	W, 2-0
Mar. 30	South Carolina	23	W, 4-3
Apr. 3	Florida	5	L, 0-2
Apr. 4	Florida	5	W, 9-5
Apr. 5	Florida	5	L, 4-5
Apr. 10	Arkansas	8	W, 1-0
Apr. 11	Arkansas	8	L, 0-8 (5)
Apr. 12	Arkansas	8	L, 3-10
Apr. 17	Texas A&M	12	L, 1-3
Apr. 18	Texas A&M	12	L, 0-4
Apr. 19	Texas A&M	12	L, 9-10

RECORD: 7-13

ALL-TIME RECORD VS. RANKED OPPONENTS*

RANKING	RECORD	RANKING	RECORD
1	4-19	14	7-21
2	2-20	15	5-27
3	5-26	16	4-16
4	6-34	17	11-20
5	2-21	18	9-11
6	3-11	19	8-9
7	9-28	20	8-11
8	5-14	21	8-19
9	4-13	22	10-8
10	9-33	23	8-8
11	6-15	24	6-12
12	1-19	25	8-7
13	5-17	TOTAL	152-439

*The NFCA/USA Today Coaches' Poll is considered the poll of record by Mississippi State.

RESULTS



2026 Mississippi State Softball
Game Results for Mississippi State (as of Apr 20, 2026)
(All games)



Date	Opponent	Score	Inns	Overall	SEC	Pitcher of record	Attend	Time
1 Feb 05, 2026	at Baylor	w 10-0	5	1-0-0	0-0-0	P. Goold (W 1-0)	1224	1:45
1 Feb 06, 2026	vs Northwestern State	w 9-3	7	2-0-0	0-0-0	A. Faircloth (W 1-0)	240	2:21
1 Feb 06, 2026	vs Wichita State	w 5-2	(8)	3-0-0	0-0-0	P. Goold (W 2-0)	840	2:24
1 Feb 07, 2026	vs New Mexico	w 8-1	7	4-0-0	0-0-0	A. Faircloth (W 2-0)	274	2:10
Feb 10, 2026	SOUTHERN MISS	w 5-0	7	5-0-0	0-0-0	L. Ammon (W 1-0)	485	1:37
2 Feb 13, 2026	MURRAY STATE	w 9-1	5	6-0-0	0-0-0	A. Faircloth (W 3-0)	615	1:40
2 Feb 13, 2026	RUTGERS	w 8-0	6	7-0-0	0-0-0	P. Goold (W 3-0)	615	1:44
2 Feb 14, 2026	RUTGERS	w 7-2	7	8-0-0	0-0-0	P. Goold (W 4-0)	729	2:05
2 Feb 14, 2026	NORTH TEXAS	w 3-1	7	9-0-0	0-0-0	L. Ammon (W 2-0)	729	1:37
2 Feb 15, 2026	NORTH TEXAS	w 10-2	5	10-0-0	0-0-0	P. Goold (W 5-0)	455	1:32
Feb 18, 2026	MEMPHIS	w 8-4	7	11-0-0	0-0-0	L. Ammon (W 3-0)	586	2:06
3 Feb 20, 2026	BELMONT	L 0-1	7	11-1-0	0-0-0	P. Goold (L 5-1)	629	1:46
3 Feb 20, 2026	SAMFORD	w 6-2	7	12-1-0	0-0-0	A. Faircloth (W 4-0)	629	1:48
3 Feb 21, 2026	BELMONT	w 4-1	7	13-1-0	0-0-0	A. Faircloth (W 4-0)	720	1:50
3 Feb 21, 2026	DELAWARE STATE	w 19-1	5	14-1-0	0-0-0	A. Stevens (W 1-0)	720	1:38
Feb 25, 2026	at Georgia Tech	w 8-3	7	15-1-0	0-0-0	A. Faircloth (W 6-0)	418	2:06
4 Feb 27, 2026	vs Wofford	w 9-1	6	16-1-0	0-0-0	L. Ammon (W 4-0)	356	1:50
4 Feb 28, 2026	vs Georgia Southern	w 8-0	5	17-1-0	0-0-0	P. Goold (W 6-1)	452	1:23
4 Feb 28, 2026	at #25 Clemson	L 0-3	7	17-2-0	0-0-0	A. Faircloth (L 6-1)	1923	1:34
4 Mar 1, 2026	at #25 Clemson	w 9-1	6	18-2-0	0-0-0	P. Goold (W 7-1)	1984	2:08
Mar 04, 2026	at UAB	w 6-1	7	19-2-0	0-0-0	L. Ammon (W 5-0)	397	1:49
5 Mar 06, 2026	vs New Mexico	w 1-0	7	20-2-0	0-0-0	P. Goold (W 8-1)	480	1:33
5 Mar 06, 2026	at South Alabama	w 3-1	7	21-2-0	0-0-0	A. Faircloth (W 7-1)	480	1:52
5 Mar 07, 2026	vs New Mexico	w 4-0	7	22-2-0	0-0-0	L. Ammon (W 6-0)	530	1:44
5 Mar 07, 2026	vs Samford	w 9-1	5	23-2-0	0-0-0	P. Goold (W 9-1)	530	1:15
5 Mar 08, 2026	at South Alabama	w 4-2	7	24-2-0	0-0-0	P. Goold (W 10-1)	464	2:01
Mar 10, 2026	SOUTHEAST MISSOURI-1	w 9-0	5	25-2-0	0-0-0	L. Ammon (W 7-0)	660	1:17
Mar 10, 2026	SOUTHEAST MISSOURI-2	w 4-0	7	26-2-0	0-0-0	D. Everett (W 1-0)	660	1:50
* Mar 13, 2026	#1 TENNESSEE	L 1-3	(9)	26-3-0	0-1-0	A. Faircloth (L 7-2)	1392	2:09
* Mar 14, 2026	#1 TENNESSEE	w 1-0	7	27-3-0	1-1-0	P. Goold (W 11-1)	2134	1:45
* Mar 15, 2026	#1 TENNESSEE	L 1-4	7	27-4-0	1-2-0	P. Goold (L 11-2)	1292	2:05
Mar 18, 2026	UAB	w 4-0	7	28-4-0	1-2-0	A. Faircloth (W 8-2)	624	1:30
* Mar 20, 2026	at #15 Georgia	L 3-6	7	28-5-0	1-3-0	P. Goold (L 11-3)	1500	2:04
* Mar 21, 2026	at #15 Georgia	w 3-2	7	29-5-0	2-3-0	A. Faircloth (W 9-2)	2000	1:49
* Mar 22, 2026	at #15 Georgia	L 4-7	7	29-6-0	2-4-0	P. Goold (L 11-4)	2000	2:18
Mar 25, 2026	UT MARTIN	w 7-0	7	30-6-0	2-4-0	P. Goold (W 12-4)	413	1:47
* Mar 28, 2026	#23 SOUTH CAROLINA	L 0-2	7	30-7-0	2-5-0	A. Faircloth (L 9-3)	793	1:56
* Mar 29, 2026	#23 SOUTH CAROLINA	w 2-0	7	31-7-0	3-5-0	P. Goold (W 13-4)	712	1:45
* Mar 30, 2026	#23 SOUTH CAROLINA	w 4-3	7	32-7-0	4-5-0	L. Ammon (W 8-0)	687	1:56
* Apr 03, 2026	at #5 Florida	L 0-2	7	32-8-0	4-6-0	P. Goold (L 13-5)	1693	1:37
* Apr 04, 2026	at #5 Florida	w 9-5	7	33-8-0	5-6-0	A. Faircloth (W 10-3)	1902	2:10
* Apr 05, 2026	at #5 Florida	L 4-5	7	33-9-0	5-7-0	P. Goold (L 13-6)	1546	2:17
* Apr 10, 2026	#8 ARKANSAS	w 1-0	7	34-9-0	6-7-0	P. Goold (W 14-6)	837	1:49
* Apr 11, 2026	#8 ARKANSAS	L 0-8	5	34-10-0	6-8-0	A. Faircloth (L 10-4)	1081	1:28
* Apr 12, 2026	#8 ARKANSAS	L 3-10	7	34-11-0	6-9-0	P. Goold (L 14-7)	760	2:19
* Apr 17, 2026	at #12 Texas A&M	L 1-3	7	34-12-0	6-10-0	P. Goold (L 14-8)	2172	1:49
* Apr 18, 2026	at #12 Texas A&M	L 0-4	7	34-13-0	6-11-0	A. Faircloth (L 10-5)	1924	2:46
* Apr 19, 2026	at #12 Texas A&M	L 9-10	7	34-14-0	6-12-0	P. Goold (L 14-9)	1900	2:21

1 = Getteman Classic (Waco, Texas)

2 = The Snowman: Alex Wilcox Memorial (Starkville, Miss.)

3 = Bulldog Invitational (Starkville, Miss.)

4 = Tiger Invitational (Clemson, S.C.)

5 = Jaguar Invitational (Mobile, Ala.)

* = Conference game

() extra inning game

WINNING PLAY LOG

DATE	GM	RECORD	OPPONENT	FINAL	BATTER	INNING	OUTS	SCORE AT TIME	PLAY	WINNING RUN
Feb. 5	1	1-0	at Baylor	W, 10-0 (5)	Barbary	1	0	0-0	Two-run home run to CF	Stiles
Feb. 6	2	2-0	vs. Northwestern State	W, 9-3	Troutman	2	0	3-0	Solo home run to right-center	Troutman
Feb. 6	3	3-0	vs. Wichita State	W, 5-2 (8)	Barbary	8	1	2-1	Three-run home run to LF	Romero
Feb. 7	4	4-0	vs. New Mexico	W, 8-1	Carder	1	1	1-0	Sacrifice fly to LF	Barbary
Feb. 10	5	5-0	SOUTHERN MISS	W, 5-0	Barbary	3	1	0-0	Sacrifice fly to CF	Schaeffer
Feb. 13	6	6-0	MURRAY STATE	W, 9-1 (5)	Carder	1	0	1-0	RBI walk	Barbary
Feb. 13	7	7-0	RUTGERS	W, 8-0 (6)	Carder	1	1	0-0	RBI single to LF	Stiles
Feb. 14	8	8-0	RUTGERS	W, 7-2	Richardson	6	1	2-2	Pinch-hit two-run home run to LF	Rivera
Feb. 14	9	9-0	NORTH TEXAS	W, 3-1	Stiles	4	1	1-1	RBI ground out to second base	Keller
Feb. 15	10	10-0	NORTH TEXAS	W, 10-2 (5)	Barbary	2	1	2-0	Walk, Keller scores on wild pitch	Keller
Feb. 18	11	11-0	MEMPHIS	W, 8-4	Bernardini	3	1	3-1	Grand slam to LF	Richardson
Feb. 20	12	11-1	BELMONT	L, 0-1	--	--	--	--	--	--
Feb. 20	13	12-1	SAMFORD	W, 6-2	Keller	1	2	2-1	RBI double down LF line	Ki. Sells
Feb. 21	14	13-1	BELMONT	W, 4-1	Carder	1	1	1-0	RBI single through the right side	Ki. Sells
Feb. 21	15	14-1	DELAWARE STATE	W, 19-1 (5)	Carder	1	0	1-0	Line out to 1B, runner scores on error	Barbary
Feb. 25	16	15-1	at Georgia Tech	W, 8-3	Carder	5	1	3-1	Sacrifice fly to CF	Ki. Sells
Feb. 27	17	16-1	vs. Wofford	W, 9-1 (6)	Silva	2	2	1-0	RBI single up the middle	Bernardini
Feb. 28	18	17-1	vs. Georgia Southern	W, 8-0 (5)	Ki. Sells	3	1	0-0	Three-run home run to LC	Stiles
Feb. 28	19	17-2	at Clemson	L, 0-3	--	--	--	--	--	--
Mar. 1	20	18-2	at Clemson	W, 9-1 (6)	Ki. Sells	3	1	1-0	Solo home run to LF	Ki. Sells
Mar. 4	21	19-2	at UAB	W, 6-1	Barbary	5	2	1-1	Three-run home run to RF	Silva
Mar. 6	22	20-2	vs. New Mexico	W, 1-0	Richardson	3	2	0-0	RBI doubled to LC	Ki. Sells
Mar. 6	23	21-2	at South Alabama	W, 3-1	Rivera	1	1	1-0	Sacrifice fly to LF (foul); 7-5-4 double play	Barbary
Mar. 7	24	22-2	vs. New Mexico	W, 4-0	Bernardini	1	2	0-0	Two-run double to RC	Barbary
Mar. 7	25	23-2	vs. Samford	W, 9-1 (5)	Silva	2	1	1-0	Runner scores on wild pitch	Rivera
Mar. 8	26	24-2	at South Alabama	W, 4-2	Ki. Sells	5	0	2-2	Two-run homer to LC	Barbary
Mar. 10	27	25-2	SOUTHEAST MISSOURI	W, 9-0 (5)	Bernardini	1	1	0-0	Reach on shortstop's error; two runs score	Stiles
Mar. 10	28	26-2	SOUTHEAST MISSOURI	W, 4-0	Schaeffer	2	1	0-0	Solo home run to LF	Schaeffer
Mar. 13	29	26-3	TENNESSEE*	L, 1-3 (9)	--	--	--	--	--	--
Mar. 14	30	27-3	TENNESSEE*	W, 1-0	Troutman	7	0	0-0	Solo home run to CF	Troutman
Mar. 15	31	27-4	TENNESSEE*	L, 1-4	--	--	--	--	--	--
Mar. 18	32	28-4	UAB	W, 4-0	Stiles	6	1	0-0	RBI single to RC	Silva
Mar. 20	33	28-5	at Georgia*	L, 3-6	--	--	--	--	--	--
Mar. 21	34	29-5	at Georgia*	W, 3-2	Keller	6	0	2-2	Solo home run to LF	Keller
Mar. 22	35	29-6	at Georgia*	L, 4-7	--	--	--	--	--	--
Mar. 25	36	30-6	UT MARTIN	W, 7-0	Barbary	1	1	0-0	RBI double to LC	Ki. Sells
Mar. 28	37	30-7	SOUTH CAROLINA*	L, 0-2	--	--	--	--	--	--
Mar. 29	38	31-7	SOUTH CAROLINA*	W, 2-0	Bernardini	6	1	0-0	Reach on shortstop's error; one run scores	Supan
Mar. 30	39	32-7	SOUTH CAROLINA*	W, 4-3	Barbary	5	1	3-1	RBI ground out to pitcher	Romero
Apr. 3	40	32-8	at Florida*	L, 0-2	--	--	--	--	--	--
Apr. 4	41	33-8	at Florida*	W, 9-5	Barbary	5	2	4-0	Two-run homer to LF	Barbary
Apr. 5	42	33-9	at Florida*	L, 4-5	--	--	--	--	--	--
Apr. 10	43	34-9	ARKANSAS*	W, 1-0	Carder	5	0	0-0	Runner scores on passed ball	Ki. Sells
Apr. 11	44	34-10	ARKANSAS*	L, 0-8 (5)	--	--	--	--	--	--
Apr. 12	45	34-11	ARKANSAS*	L, 3-10	--	--	--	--	--	--
Apr. 17	46	34-12	at Texas A&M*	L, 1-3	--	--	--	--	--	--
Apr. 18	47	34-13	at Texas A&M*	L, 0-4	--	--	--	--	--	--
Apr. 19	48	34-14	at Texas A&M*	L, 9-10	--	--	--	--	--	--
Apr. 24	49		LSU*							
Apr. 25	50		LSU*							
Apr. 26	51		LSU*							
Apr. 30	52		at Ole Miss*							
May 1	53		at Ole Miss*							
May 2	54		at Ole Miss*							

GAME-WINNING RBI: Barbary (7), Carder (6), No RBI (6), Ki. Sells (3), Bernardini (2), Keller (2), Richardson (2), Stiles (2), Troutman (2), Rivera (1), Schaeffer (1), Silva (1)
GAME-WINNING RUN: Barbary (7), Ki. Sells (7), Stiles (4), Keller (3), Rivera (2), Romero (2), Schaeffer (2), Silva (2), Troutman (2), Bernardini (1), Richardson (1), Supan (1)

BOLD denotes walk-off winning play (run-rule games not included)

GAME-CHANGING PLAY LOG

*Data courtesy of 643 Charts

DATE	OPPONENT	SCORE	INNING	OUTS	BASES	WIN% PRIOR	WIN% AFTER	CHANGE	PLAY	FINAL
Feb. 5	at Baylor	0-0	1	0	1st	48.70	73.80	25.10	Barbary two-run home run to CF	W, 10-0 (5 inn.)
Feb. 6	vs. Northwestern State	0-0	1	2	2nd & 3rd	66.55	82.02	15.47	Carder reached on E4; two runs score	W, 9-3
Feb. 6	vs. Wichita State	1-1	8	1	3rd	55.19	79.50	24.31	Romero reached on RBI FC to pitcher	W, 5-2 (8 inn.)
Feb. 7	vs. New Mexico	0-0	1	0	Empty	45.43	64.69	19.26	Stiles solo home run to RF	W, 8-1
Feb. 10	SOUTHERN MISS	0-0	1	2	3rd	57.94	68.06	10.12	(Def) Ammon strikes batter out looking	W, 5-0
Feb. 13	MURRAY STATE	0-0	1	0	1st	74.08	81.49	7.41	Barbary walked	W, 9-1 (5 inn.)
Feb. 13	RUTGERS	0-0	1	1	1st & 2nd	71.93	82.84	10.91	Carder RBI double to LF	W, 8-0 (6 inn.)
Feb. 14	RUTGERS	2-2	6	1	1st	63.88	94.36	30.48	Richardson pinch-hit two-run home run to LF	W, 7-2
Feb. 14	NORTH TEXAS	0-1	3	0	Empty	49.71	67.38	17.67	Ki. Sells solo home run to LF	W, 3-1
Feb. 15	NORTH TEXAS	1-0	2	0	Empty	84.63	92.25	7.62	Richardson doubled to LC	W, 10-2 (5 inn.)
Feb. 18	MEMPHIS	0-1	3	1	1st & 3rd	65.64	91.23	25.59	Ki. Sells three-run home run to RC	W, 8-4
Feb. 20	BELMONT	0-0	2	2	1st & 2nd	59.20	63.98	7.78	(Def) Goold strikes batter out swinging	L, 0-1
Feb. 20	SAMFORD	0-1	1	0	2nd & 3rd	75.73	94.93	19.20	Ki. Sells two-run double down LF line	W, 6-2
Feb. 21	BELMONT	0-0	1	0	Empty	70.68	82.02	11.34	Stiles doubled to CF	W, 4-1
Feb. 21	DELAWARE STATE	0-0	1	0	Empty	78.19	89.45	11.26	Stiles doubled to RF	W, 19-1 (5 inn.)
Feb. 25	at Georgia Tech	4-2	6	1	1st & 3rd	66.35	92.60	26.25	(Def) Barbary starts 5-3-2 double play	W, 8-3
Feb. 27	vs. Wofford	0-0	2	0	1st	55.77	85.90	30.13	Bernardini RBI triple to RC	W, 9-1 (6)
Feb. 28	vs. Georgia Southern	0-0	3	1	1st & 2nd	74.53	97.51	22.98	Ki. Sells three-run home run to LC	W, 8-0 (5)
Feb. 28	at Clemson	0-2	4	0	Empty	22.88	34.31	11.43	Ki. Sells two-run double down LF line	L, 0-3
Mar. 1	at Clemson	1-0	3	1	Empty	65.20	87.93	12.73	Ki. Sells solo home run to LF	W, 9-1 (6)
Mar. 4	at UAB	1-1	5	2	2nd & 3rd	56.98	93.57	36.59	Barbary three-run home run to RF	W, 6-1
Mar. 6	vs. New Mexico	0-0	2	2	1st	78.71	94.61	15.90	Romero doubled to CF	W, 1-0
Mar. 6	at South Alabama	1-0	6	2	2nd	67.43	85.84	18.41	(Def) Faircloth strikes out batter looking	W, 3-1
Mar. 7	vs. New Mexico	0-0	1	1	2nd & 3rd	90.98	99.90	8.92	Bernardini two-run double to RC	W, 4-0
Mar. 7	vs. Samford	0-0	2	1	2nd & 3rd	74.57	90.48	15.91	Romero reached on E5; Bernardini scores	W, 9-1 (5)
Mar. 8	at South Alabama	2-2	5	0	1st	63.58	90.69	27.11	Ki. Sells two-run home run to LC	W, 4-2
Mar. 10	SOUTHEAST MISSOURI	0-0	1	1	1st & 3rd	92.65	99.90	7.25	Bernardini reached on E6; two runs score	W, 9-0 (5)
Mar. 10	SOUTHEAST MISSOURI	0-0	2	1	Empty	78.53	95.63	17.10	Schaeffer solo home run to LF	W, 4-0
Mar. 13	TENNESSEE*	0-0	7	1	2nd	46.90	64.25	17.35	(Def) Stiles starts 6-3-2 double play	L, 1-3 (9)
Mar. 14	TENNESSEE*	0-0	7	0	Empty	66.30	100.00	33.70	Troutman solo home run to CF	W, 1-0
Mar. 15	TENNESSEE*	0-1	3	1	Empty	35.74	54.65	18.91	Schaeffer solo home run to RC	L, 1-4
Mar. 18	UAB	0-0	6	0	Empty	72.37	85.79	13.42	Silva doubled down the RF line	W, 4-0
Mar. 20	at Georgia*	0-0	2	2	1st & 2nd	52.28	66.82	14.54	Stiles RBI single to CF	L, 3-6
Mar. 21	at Georgia*	2-2	6	0	Empty	49.56	73.81	24.25	Keller solo home run to LF	W, 3-2
Mar. 22	at Georgia*	0-2	1	0	2nd & 3rd	7.71	16.90	9.19	(Def) Bernardini starts 7-6-2-4-5 double play	L, 4-7
Mar. 25	UT MARTIN	0-0	1	1	2nd	92.17	99.90	7.73	Barbary RBI double to LC	W, 7-0
Mar. 28	SOUTH CAROLINA*	0-0	6	1	Loaded	35.38	50.42	15.04	(Def) Faircloth strikes batter out swinging	L, 0-2
Mar. 29	SOUTH CAROLINA*	0-0	6	1	1st & 2nd	72.16	92.18	20.02	Bernardini reached on E6; Supan scores	W, 2-0
Mar. 30	SOUTH CAROLINA*	0-0	2	0	Empty	69.00	84.48	15.48	Ernstes solo home run to LF	W, 4-3
Apr. 3	at Florida*	0-0	1	0	Empty	41.46	55.77	14.31	Ki. Sells double to CF	L, 0-2
Apr. 4	at Florida*	0-0	2	2	1st	38.39	58.61	20.22	Rivera RBI double to RF	W, 9-5
Apr. 5	at Florida*	0-1	2	2	Empty	19.86	36.06	16.20	Barbary solo home run to LF	L, 4-5
Apr. 10	ARKANSAS*	0-0	5	0	1st	67.15	81.46	14.31	Stiles double to LC	W, 1-0
Apr. 11	ARKANSAS*	0-0	3	1	Empty	55.63	64.41	8.78	Schaeffer double to CF	L, 0-8 (5)
Apr. 12	ARKANSAS*	2-3	4	1	1st & 2nd	45.12	70.35	25.23	Troutman RBI double to RC	L, 3-10
Apr. 17	at Texas A&M*	0-3	5	0	1st & 2nd	21.34	35.74	14.40	Rivera RBI single up the middle	L, 1-3
Apr. 18	at Texas A&M*	0-0	1	1	Empty	42.30	52.06	9.76	Barbary single to LF; advance on error	L, 0-4
Apr. 19	at Texas A&M*	2-0	1	2	Loaded	73.40	97.70	24.30	Romero grand slam to LC	L, 9-10
Apr. 24	LSU*									
Apr. 25	LSU*									
Apr. 26	LSU*									
Apr. 30	at Ole Miss*									
May 1	at Ole Miss*									
May 2	at Ole Miss*									

OFFENSIVE GAME-CHANGING PLAYS:
DEFENSIVE GAME-CHANGING PLAYS:

Ki. Sells (8), Barbary (6), Stiles (5), Bernardini (4), Romero (4), Schaeffer (3), Carder (2), Richardson (2), Rivera (2), Troutman (2), Ernstes (1), Keller (1), Silva (1)
Faircloth (2), Ammon (1), Barbary (1), Bernardini (1), Goold (1), Stiles (1)

STATE'S LARGEST GAME CHANGING PLAYS OF THE SEASON

DATE	OPPONENT	SCORE	INNING	OUTS	BASES	WIN% PRIOR	WIN% AFTER	CHANGE	PLAY	FINAL
Mar. 4	at UAB	1-1	5	2	2nd & 3rd	56.98	93.57	36.59	Barbary three-run home run to RF	W, 6-1
Mar. 14	TENNESSEE*	0-0	7	0	Empty	66.30	100.00	33.70	Troutman solo home run to CF	W, 1-0
Feb. 14	RUTGERS	2-2	6	1	1st	63.88	94.36	30.48	Richardson pinch-hit two-run home run to LF	W, 7-2
Feb. 27	vs. Wofford	0-0	2	0	1st	55.77	85.90	30.13	Bernardini RBI triple to RC	W, 9-1 (6)
Mar. 8	at South Alabama	2-2	5	0	1st	63.58	90.69	27.11	Ki. Sells two-run home run to LC	W, 4-2
Feb. 25	at Georgia Tech	4-2	6	1	1st & 3rd	66.35	92.60	26.25	Barbary starts 5-3-2 double play	W, 8-3
Feb. 18	MEMPHIS	0-1	3	1	1st & 3rd	65.64	91.23	25.59	Ki. Sells three-run home run to RC	W, 8-4
Apr. 12	ARKANSAS*	2-3	4	1	1st & 2nd	45.12	70.35	25.23	Troutman RBI double to RC	L, 3-10

GAME-BY-GAME STARTERS (BATTING ORDER)

DATE	NO.	RECORD	OPPONENT	1	2	3	4	5	6	7	8	9
Feb. 5	1	1-0	at Baylor	Stiles	Barbary	Ki. Sells	Ernstes	Carder	Bernardini	Rivera	Richardson	Romero
Feb. 6	2	1-0	vs. Northwestern State	Stiles	Barbary	Ki. Sells	Ernstes	Carder	Richardson	Bernardini	Troutman	Romero
Feb. 6	3	1-0	vs. Wichita State	Stiles	Barbary	Ki. Sells	Troutman	Richardson	Ernstes	Bernardini	Rivera	Romero
Feb. 7	4	1-0	vs. New Mexico	Stiles	Barbary	Ki. Sells	Troutman	Richardson	Carder	Ernstes	Bernardini	Schaeffer
Feb. 10	5	1-0	SOUTHERN MISS	Stiles	Barbary	Ki. Sells	Troutman	Bernardini	Ernstes	Rivera	Richardson	Schaeffer
Feb. 13	6	1-0	MURRAY STATE	Stiles	Barbary	Ki. Sells	Troutman	Carder	Richardson	Ernstes	Bernardini	Schaeffer
Feb. 13	7	1-0	RUTGERS	Stiles	Barbary	Ki. Sells	Carder	Ernstes	Rivera	Keller	Richardson	Schaeffer
Feb. 14	8	1-0	RUTGERS	Stiles	Barbary	Ki. Sells	Carder	Ernstes	Bernardini	Rivera	Keller	Schaeffer
Feb. 14	9	1-0	NORTH TEXAS	Stiles	Barbary	Ki. Sells	Carder	Bernardini	Troutman	Richardson	Keller	Schaeffer
Feb. 15	9	2-0	NORTH TEXAS	Stiles	Barbary	Ki. Sells	Carder	Bernardini	Troutman	Richardson	Keller	Schaeffer
Feb. 18	10	1-0	MEMPHIS	Stiles	Barbary	Ki. Sells	Carder	Richardson	Keller	Bernardini	Rivera	Schaeffer
Feb. 20	11	0-1	BELMONT	Stiles	Barbary	Ki. Sells	Carder	Richardson	Troutman	Bernardini	Keller	Schaeffer
Feb. 20	12	1-0	SAMFORD	Stiles	Barbary	Ki. Sells	Carder	Rivera	Keller	Bernardini	Richardson	Schaeffer
Feb. 21	13	1-0	BELMONT	Stiles	Barbary	Ki. Sells	Carder	Bernardini	Rivera	Keller	Richardson	Schaeffer
Feb. 21	14	1-0	DELAWARE STATE	Stiles	Barbary	Ki. Sells	Carder	Bernardini	Rivera	Ernstes	Keller	Schaeffer
Feb. 22	--	--	DELAWARE STATE	-- CANCELED --								
Feb. 25	15	1-0	at Georgia Tech	Stiles	Barbary	Ki. Sells	Carder	Rivera	Bernardini	Richardson	Keller	Schaeffer
Feb. 27	16	1-0	vs. Wofford	Stiles	Barbary	Ki. Sells	Carder	Rivera	Bernardini	Richardson	Schaeffer	Silva
Feb. 28	16	2-0	vs. Georgia Southern	Stiles	Barbary	Ki. Sells	Carder	Rivera	Bernardini	Richardson	Schaeffer	Silva
Feb. 28	15	1-1	at Clemson	Stiles	Barbary	Ki. Sells	Carder	Rivera	Bernardini	Richardson	Keller	Schaeffer
Mar. 1	17	1-0	at Clemson	Stiles	Barbary	Ki. Sells	Bernardini	Rivera	Richardson	Troutman	Ernstes	Romero
Mar. 4	18	1-0	at UAB	Stiles	Barbary	Ki. Sells	Bernardini	Rivera	Richardson	Carder	Romero	Silva
Mar. 6	19	1-0	vs. New Mexico	Stiles	Barbary	Ki. Sells	Bernardini	Carder	Richardson	Troutman	Romero	Silva
Mar. 6	20	1-0	at South Alabama	Stiles	Barbary	Ki. Sells	Bernardini	Rivera	Richardson	Troutman	Romero	Keller
Mar. 7	21	1-0	vs. New Mexico	Stiles	Barbary	Ki. Sells	Bernardini	Rivera	Keller	Carder	Romero	Richardson
Mar. 7	22	1-0	vs. Samford	Stiles	Barbary	Ki. Sells	Bernardini	Rivera	Stevens	Romero	Silva	Richardson
Mar. 8	22	2-0	at South Alabama	Stiles	Barbary	Ki. Sells	Bernardini	Rivera	Stevens	Romero	Silva	Richardson
Mar. 10	21	2-0	SOUTHEAST MISSOURI	Stiles	Barbary	Ki. Sells	Bernardini	Rivera	Keller	Carder	Romero	Richardson
Mar. 10	23	1-0	SOUTHEAST MISSOURI	Stiles	Barbary	Ki. Sells	Bernardini	Rivera	Stevens	Schaeffer	Silva	Ernstes
Mar. 13	24	1-0	TENNESSEE*	Stiles	Ki. Sells	Barbary	Bernardini	Rivera	Carder	Schaeffer	Silva	Richardson
Mar. 14	25	1-0	TENNESSEE*	Stiles	Ki. Sells	Barbary	Bernardini	Rivera	Troutman	Romero	Keller	Richardson
Mar. 15	26	0-1	TENNESSEE*	Stiles	Barbary	Ki. Sells	Bernardini	Troutman	Rivera	Keller	Schaeffer	Richardson
Mar. 18	27	1-0	UAB	Stiles	Barbary	Ki. Sells	Bernardini	Troutman	Rivera	Schaeffer	Silva	Richardson
Mar. 20	28	0-1	at Georgia*	Stiles	Barbary	Ki. Sells	Troutman	Schaeffer	Bernardini	Carder	Silva	Richardson
Mar. 21	29	1-0	at Georgia*	Stiles	Barbary	Ki. Sells	Troutman	Bernardini	Rivera	Romero	Silva	Richardson
Mar. 22	30	0-1	at Georgia*	Stiles	Barbary	Ki. Sells	Rivera	Troutman	Bernardini	Schaeffer	Silva	Richardson
Mar. 25	31	1-0	UT MARTIN	Ki. Sells	Stiles	Barbary	Rivera	Troutman	Bernardini	Silva	Schaeffer	Richardson
Mar. 28	31	1-1	SOUTH CAROLINA*	Ki. Sells	Stiles	Barbary	Rivera	Troutman	Bernardini	Silva	Schaeffer	Richardson
Mar. 29	32	1-0	SOUTH CAROLINA*	Ki. Sells	Stiles	Barbary	Ernstes	Bernardini	Troutman	Keller	Rivera	Romero
Mar. 30	33	1-0	SOUTH CAROLINA*	Ki. Sells	Stiles	Barbary	Ernstes	Bernardini	Keller	Carder	Rivera	Romero
Apr. 3	34	0-1	at Florida*	Ki. Sells	Stiles	Barbary	Ernstes	Bernardini	Carder	Keller	Rivera	Romero
Apr. 4	35	1-0	at Florida*	Ki. Sells	Stiles	Carder	Ernstes	Bernardini	Barbary	Rivera	Silva	Romero
Apr. 5	35	1-1	at Florida*	Ki. Sells	Stiles	Carder	Ernstes	Bernardini	Barbary	Rivera	Silva	Romero
Apr. 10	36	1-0	ARKANSAS*	Ki. Sells	Stiles	Carder	Ernstes	Barbary	Bernardini	Rivera	Keller	Romero
Apr. 11	37	0-1	ARKANSAS*	Ki. Sells	Stiles	Carder	Barbary	Ernstes	Bernardini	Rivera	Silva	Schaeffer
Apr. 12	38	0-1	ARKANSAS*	Ki. Sells	Stiles	Barbary	Ernstes	Carder	Bernardini	Rivera	Keller	Schaeffer
Apr. 17	39	0-1	at Texas A&M*	Stiles	Barbary	Ki. Sells	Keller	Troutman	Bernardini	Rivera	Schaeffer	Richardson
Apr. 18	40	0-1	at Texas A&M*	Stiles	Barbary	Ki. Sells	Ernstes	Carder	Bernardini	Rivera	Schaeffer	Keller
Apr. 19	41	0-1	at Texas A&M*	Stiles	Barbary	Ki. Sells	Ernstes	Carder	Bernardini	Rivera	Romero	Keller
Apr. 24			LSU*									
Apr. 25			LSU*									
Apr. 26			LSU*									
Apr. 30			at Ole Miss*									
May 1			at Ole Miss*									
May 2			at Ole Miss*									

LEADOFF: Stiles (38), Ki. Sells (10)**2ND:** Barbary (36), Stiles (10), Ki. Sells (2)**3RD:** Ki. Sells (36), Barbary (8), Carder (4)**CLEANUP:** Bernardini (13), Carder (13), Ernstes (11), Troutman (6), Rivera (3), Barbary (1), Keller (1)**5TH:** Rivera (15), Bernardini (11), Carder (7), Troutman (6), Richardson (4), Ernstes (3), Barbary (1), Schaeffer (1)**6TH:** Bernardini (16), Richardson (6), Rivera (6), Keller (5), Troutman (5), Carder (3), Stevens (3), Barbary (2), Ernstes (2)**7TH:** Rivera (11), Richardson (6), Bernardini (5), Carder (5), Keller (5), Romero (4), Schaeffer (4), Ernstes (3), Troutman (3), Silva (2)**8TH:** Silva (11), Keller (10), Schaeffer (7), Romero (6), Richardson (5), Rivera (5), Bernardini (2), Ernstes (1), Troutman (1)**9TH:** Schaeffer (16), Richardson (14), Romero (10), Silva (4), Keller (3), Ernstes (1)

GAME-BY-GAME STARTERS (DEFENSIVE POSITIONS)

DATE	NO.	RECORD	OPPONENT	C	1B	2B	3B	SS	LF	CF	RF	DP
Feb. 5	1	1-0	at Baylor	Rivera	Ernstes	Romero	Barbary	Stiles	Bernardini	Richardson	Ki. Sells	Carder
Feb. 6	2	1-0	vs. Northwestern State	Carder	Ernstes	Romero	Barbary	Stiles	Bernardini	Richardson	Ki. Sells	Troutman
Feb. 6	3	1-0	vs. Wichita State	Rivera	Ernstes	Romero	Barbary	Stiles	Bernardini	Richardson	Ki. Sells	Troutman
Feb. 7	4	1-0	vs. New Mexico	Carder	Ernstes	Schaeffer	Barbary	Stiles	Bernardini	Richardson	Ki. Sells	Troutman
Feb. 10	5	1-0	SOUTHERN MISS	Rivera	Ernstes	Schaeffer	Barbary	Stiles	Bernardini	Richardson	Ki. Sells	Troutman
Feb. 13	4	2-0	MURRAY STATE	Carder	Ernstes	Schaeffer	Barbary	Stiles	Bernardini	Richardson	Ki. Sells	Troutman
Feb. 13	6	1-0	RUTGERS	Rivera	Ernstes	Schaeffer	Barbary	Stiles	Richardson	Keller	Ki. Sells	Carder
Feb. 14	7	1-0	RUTGERS	Rivera	Ernstes	Schaeffer	Barbary	Stiles	Bernardini	Keller	Ki. Sells	Carder
Feb. 14	8	1-0	NORTH TEXAS	Carder	Richardson	Schaeffer	Barbary	Stiles	Bernardini	Keller	Ki. Sells	Troutman
Feb. 15	8	2-0	NORTH TEXAS	Carder	Richardson	Schaeffer	Barbary	Stiles	Bernardini	Keller	Ki. Sells	Troutman
Feb. 18	9	1-0	MEMPHIS	Rivera	Richardson	Schaeffer	Barbary	Stiles	Bernardini	Keller	Ki. Sells	Carder
Feb. 20	8	2-1	BELMONT	Carder	Richardson	Schaeffer	Barbary	Stiles	Bernardini	Keller	Ki. Sells	Troutman
Feb. 20	9	2-0	SAMFORD	Rivera	Richardson	Schaeffer	Barbary	Stiles	Bernardini	Keller	Ki. Sells	Carder
Feb. 21	9	3-0	BELMONT	Rivera	Richardson	Schaeffer	Barbary	Stiles	Bernardini	Keller	Ki. Sells	Carder
Feb. 21	10	1-0	DELAWARE STATE	Carder	Ernstes	Schaeffer	Barbary	Stiles	Bernardini	Keller	Ki. Sells	Rivera
Feb. 22	--	--	DELAWARE STATE	-- CANCELED --								
Feb. 25	9	4-0	at Georgia Tech	Rivera	Richardson	Schaeffer	Barbary	Stiles	Bernardini	Keller	Ki. Sells	Carder
Feb. 27	11	1-0	vs. Wofford	Rivera	Richardson	Schaeffer	Barbary	Stiles	Bernardini	Silva	Ki. Sells	Carder
Feb. 28	12	1-0	vs. Georgia Southern	Carder	Richardson	Schaeffer	Barbary	Stiles	Bernardini	Silva	Ki. Sells	Rivera
Feb. 28	9	4-1	at Clemson	Rivera	Richardson	Schaeffer	Barbary	Stiles	Bernardini	Keller	Ki. Sells	Carder
Mar. 1	3	2-0	at Clemson	Rivera	Ernstes	Romero	Barbary	Stiles	Bernardini	Richardson	Ki. Sells	Troutman
Mar. 4	13	1-0	at UAB	Rivera	Richardson	Romero	Barbary	Stiles	Bernardini	Silva	Ki. Sells	Carder
Mar. 6	14	1-0	vs. New Mexico	Carder	Richardson	Romero	Barbary	Stiles	Bernardini	Silva	Ki. Sells	Troutman
Mar. 6	15	1-0	at South Alabama	Rivera	Richardson	Romero	Barbary	Stiles	Bernardini	Keller	Ki. Sells	Troutman
Mar. 7	16	1-0	vs. New Mexico	Carder	Richardson	Romero	Barbary	Stiles	Bernardini	Keller	Ki. Sells	Rivera
Mar. 7	17	1-0	vs. Samford	Rivera	Richardson	Romero	Barbary	Stiles	Bernardini	Silva	Ki. Sells	Stevens
Mar. 8	17	2-0	at South Alabama	Rivera	Richardson	Romero	Barbary	Stiles	Bernardini	Silva	Ki. Sells	Stevens
Mar. 10	16	2-0	SOUTHEAST MISSOURI	Carder	Richardson	Romero	Barbary	Stiles	Bernardini	Keller	Ki. Sells	Rivera
Mar. 10	18	1-0	SOUTHEAST MISSOURI	Rivera	Ernstes	Schaeffer	Barbary	Stiles	Bernardini	Silva	Ki. Sells	Stevens
Mar. 13	11	2-0	TENNESSEE*	Rivera	Richardson	Schaeffer	Barbary	Stiles	Bernardini	Silva	Ki. Sells	Carder
Mar. 14	15	2-0	TENNESSEE*	Rivera	Richardson	Romero	Barbary	Stiles	Bernardini	Keller	Ki. Sells	Troutman
Mar. 15	19	0-1	TENNESSEE*	Rivera	Richardson	Schaeffer	Barbary	Stiles	Bernardini	Keller	Ki. Sells	Troutman
Mar. 18	20	1-0	UAB	Rivera	Richardson	Schaeffer	Barbary	Stiles	Bernardini	Silva	Ki. Sells	Troutman
Mar. 20	21	0-1	at Georgia*	Carder	Richardson	Schaeffer	Barbary	Stiles	Bernardini	Silva	Ki. Sells	Troutman
Mar. 21	22	1-0	at Georgia*	Rivera	Richardson	Romero	Barbary	Stiles	Bernardini	Silva	Ki. Sells	Troutman
Mar. 22	20	2-1	at Georgia*	Rivera	Richardson	Schaeffer	Barbary	Stiles	Bernardini	Silva	Ki. Sells	Troutman
Mar. 25	20	3-1	UT MARTIN	Rivera	Richardson	Schaeffer	Barbary	Stiles	Bernardini	Silva	Ki. Sells	Troutman
Mar. 28	20	3-2	SOUTH CAROLINA*	Rivera	Richardson	Schaeffer	Barbary	Stiles	Bernardini	Silva	Ki. Sells	Troutman
Mar. 29	23	1-0	SOUTH CAROLINA*	Rivera	Ernstes	Romero	Barbary	Stiles	Bernardini	Keller	Ki. Sells	Troutman
Mar. 30	24	1-0	SOUTH CAROLINA*	Rivera	Ernstes	Romero	Barbary	Stiles	Bernardini	Keller	Ki. Sells	Carder
Apr. 3	24	1-1	at Florida*	Rivera	Ernstes	Romero	Barbary	Stiles	Bernardini	Keller	Ki. Sells	Carder
Apr. 4	25	1-0	at Florida*	Rivera	Ernstes	Romero	Barbary	Stiles	Bernardini	Silva	Ki. Sells	Carder
Apr. 5	25	1-1	at Florida*	Rivera	Ernstes	Romero	Barbary	Stiles	Bernardini	Silva	Ki. Sells	Carder
Apr. 10	24	2-1	ARKANSAS*	Rivera	Ernstes	Romero	Barbary	Stiles	Bernardini	Keller	Ki. Sells	Carder
Apr. 11	26	0-1	ARKANSAS*	Rivera	Ernstes	Schaeffer	Barbary	Stiles	Bernardini	Silva	Ki. Sells	Carder
Apr. 12	7	1-1	ARKANSAS*	Rivera	Ernstes	Schaeffer	Barbary	Stiles	Bernardini	Keller	Ki. Sells	Carder
Apr. 17	23	1-2	at Texas A&M*	Rivera	Richardson	Schaeffer	Barbary	Stiles	Bernardini	Keller	Ki. Sells	Troutman
Apr. 18	7	1-3	at Texas A&M*	Rivera	Ernstes	Schaeffer	Barbary	Stiles	Bernardini	Keller	Ki. Sells	Carder
Apr. 19	25	1-1	at Texas A&M*	Rivera	Ernstes	Romero	Barbary	Stiles	Bernardini	Keller	Ki. Sells	Carder
Apr. 24			LSU*									
Apr. 25			LSU*									
Apr. 26			LSU*									
Apr. 30			at Ole Miss*									
May 1			at Ole Miss*									
May 2			at Ole Miss*									

P: Goold (21), Faircloth (16), Ammon (11)
C: Rivera (36), Carder (12)
1B: Richardson (27), Ernstes (21)
2B: Schaeffer (26), Romero (19)
3B: Barbary (48)
SS: Stiles (48)
LF: Bernardini (47), Richardson (1)
CF: Keller (24), Silva (17), Richardson (7)
RF: Ki. Sells (48)
DP: Troutman (21), Carder (20), Rivera (4), Stevens (3)

THE LAST TIME IT HAPPENED

MISSISSIPPI STATE

TEAM OFFENSE

Had 10+ hits	14 at Florida	Apr. 4, 2026
Had 15+ hits	15 vs. Washington	May 17, 2025
Scored 5+ runs	9 at Texas A&M	Apr. 19, 2026
Scored 10+ runs	19 vs. Delaware State	Feb. 21, 2026
Scored 15+ runs	19 vs. Delaware State	Feb. 21, 2026
Hit 2+ home runs	3 at Florida	Apr. 5, 2026
Hit 3+ home runs	3 at Florida	Apr. 5, 2026
Stole 4+ bases	4 vs. Southeast Missouri (G1)	Mar. 10, 2026
Left 10 runners on base	11 at Georgia	Mar. 20, 2026

INDIVIDUAL OFFENSE

Had 3+ hits	Kinley Keller (3)	at Texas A&M, Apr. 19, 2026
Had 4+ hits	Nadia Barbary (4)	vs. Samford, Feb. 20, 2026
Hit for the cycle	Never	
Scored 3+ runs	Kiarra Sells (3)	vs. Samford, Feb. 20, 2026
Scored 4+ runs	Sierra Sacco (4)	at Northwestern, Mar. 21, 2025
Drove in 3+ RBIs	Xiane Romero (5)	at Texas A&M, Apr. 19, 2026

Drove in 4+ RBIs	Xiane Romero (5)	at Texas A&M, Apr. 19, 2026
Drove in 5+ RBIs	Xiane Romero (5)	at Texas A&M, Apr. 19, 2026
Drove in 6+ RBIs	Madisyn Kennedy (7)	vs. ULM, Mar. 13, 2024
Hit 2+ doubles	Paige Ernestes (2)	at Florida, Apr. 4, 2026
Hit a triple	Xiane Romero	at Clemson, Mar. 1, 2026
Hit 2+ triples	Kat Moore (2)	vs. Tennessee, Apr. 5, 2018
Hit 2+ home runs	Kiarra Sells (2)	at South Alabama, Mar. 8, 2026
Hit a walk-off, game-winning HR	Jessie Blaine	vs. Ole Miss, May 1, 2025
Hit a grand slam	Xiane Romero	at Texas A&M, Apr. 19, 2026
Led off 1st inn. with HR	Morgan Stiles	vs. New Mexico, Feb. 7, 2026
Stole 3+ bases	Seirra Sacco (3)	vs. Tennessee, Apr. 12, 2024
Stole home	Abby Grace Richardson (1st inn.)	vs. Southeast Missouri (G1), Mar. 10, 2026
Drew 3+ walks	Kiarra Sells (3)	at Georgia, Mar. 22, 2026
Drew 4+ walks	Jessie Blaine (4)	at Kentucky (G2), Apr. 26, 2025

TEAM PITCHING

Threw a no-hitter	vs. UT Martin	Mar. 25, 2026
Threw a shutout	vs. Arkansas	Apr. 10, 2026
Recorded 10+ strikeouts	10 at Florida	Apr. 4, 2026
Recorded 15+ strikeouts	15 at North Alabama (G1)	Apr. 3, 2021

INDIVIDUAL PITCHING

Threw a no-hitter	Peja Goold	vs. UT Martin, Mar. 25, 2026
Threw a shutout	Peja Goold	vs. Arkansas, Apr. 10, 2026
Recorded 10+ strikeouts	Peja Goold (13)	vs. UT Martin, Mar. 25, 2026
Recorded 15+ strikeouts	Annie Willis (19)	vs. Mississippi Valley State, Mar. 6, 2020
Gave up 10+ hits	Raelin Chaffin (14)	at Texas Tech, May 18, 2028
Walked 5+ batters	Alyssa Faircloth (9)	at Texas A&M, Apr. 18, 2026
Struck out the side	Alyssa Faircloth	at Texas A&M (3rd inn.), Apr. 19, 2026

TEAM DEFENSE

Did not commit an error	at Texas A&M	Apr. 19, 2026
Committed 2+ errors	2 at Florida	Apr. 5, 2026
Committed 4+ errors	4 at Auburn	May 6, 2023
Turned a double play	at Texas A&M	Apr. 19, 2026
Turned a triple play	vs. Auburn	May 4, 1997
Threw a runner out at the plate	vs. South Carolina (Top 6th, 4-3)	Mar. 30, 2026

INDIVIDUAL DEFENSE

Recorded 10+ putouts	Abby Grace Richardson	at Texas A&M (G1), Apr. 17, 2026
Recorded 15+ putouts	Des Rivera (15)	vs. UAB, Mar. 18, 2026
Recorded 5+ assists	Kylee Edwards (5)	vs. Northwestern State, Mar. 2, 2025
Committed 2+ errors	Morgan Stiles (2)	at Northwestern (G1), Mar. 22, 2025

MISCELLANEOUS

Won in extra innings	5-2 (8 inn.) vs. Wichita State	Feb. 6, 2026
Won by 8-run rule	9-0 (5 inn.) vs. Southeast Missouri (G1)	Mar. 10, 2026
Scored 8+ runs in an inning	8 (1st inn.) at Tennessee (G1)	Apr. 5, 2025
Had 7+ hits in an inning	9 (4th inn.) at Northwestern	Mar. 21, 2025
Hit back-to-back home runs	3rd inning at Florida	Apr. 5, 2026
Drew 4+ walks in an inning	5 (4th inn.) vs. Alabama State	Feb. 28, 2024

OPPONENT

TEAM OFFENSE

Had 10+ hits	15 at Texas A&M	Apr. 19, 2026
Had 15+ hits	15 at Texas A&M	Apr. 19, 2026
Scored 5+ runs	10 at Texas A&M	Apr. 19, 2026
Scored 10+ runs	10 at Texas A&M	Apr. 19, 2026
Scored 15+ runs	21 vs. Ole Miss	Apr. 19, 2019
Hit 2+ home runs	2 at Texas A&M	Apr. 19, 2026
Hit 3+ home runs	3 vs. Memphis	Feb. 19, 2026
Stole 4+ bases	5 at Auburn	May 5, 2023
Left 10 runners on base	10 at Texas A&M	Apr. 18, 2026

INDIVIDUAL OFFENSE

Had 3+ hits	Paistie Allen (3)	at Texas A&M, Apr. 19, 2026
Had 4+ hits	Karissa Hamilton (4)	at Kentucky (G2), Apr. 26, 2025
Hit for the cycle	Never	
Scored 3+ runs	Ella McDowell (3)	vs. Arkansas, Apr. 12, 2026
Scored 4+ runs	Koko Wooley (4)	vs. Texas A&M (G2), Mar. 16, 2024
Drove in 3+ RBIs	Mya Perez (4)	at Texas A&M, Apr. 19, 2026

Drove in 4+ RBIs	Mya Perez (4)	at Texas A&M, Apr. 19, 2026
Drove in 5+ RBIs	Alycia Flores (5)	vs. Washington, May 17, 2025
Drove in 6+ RBIs	Karissa Hamilton (6)	at Kentucky (G2), Apr. 26, 2025
Hit 2+ doubles	Lexi Winters (3)	vs. South Carolina, Mar. 30, 2026
Hit a triple	Jaydyn Goodwin	at Georgia, Mar. 20, 2026
Hit 2+ triples	Rachel Anderson (2)	vs. SE Missouri, Mar. 8, 2020
Hit 2+ home runs	Hailey Toney (2)	at Texas Tech, May 18, 2025
Hit a walk-off, game-winning HR	Lexie Brady	at Ole Miss, Mar. 10, 2024
Hit a grand slam	Alycia Flores	vs. Washington, May 17, 2025
Led off 1st inn. with HR	Kasidi Pickering	at Oklahoma (G1), Apr. 20, 2025
Stole 3+ bases	Koko Wooley (3)	vs. Texas A&M (G2), Mar. 16, 2024
Stole home	Shelby Kunkel (1st inn.)	vs. Miami (Ohio), Feb. 23, 2025
Drew 3+ walks	Ella McDowell (3)	vs. Arkansas, Apr. 12, 2026
Drew 4+ walks	Bailey Castro (4)	vs. Florida, Mar. 29, 2015

TEAM PITCHING

Threw a no-hitter	at Georgia	Mar. 25, 2023
Threw a shutout	at Texas A&M	Apr. 18, 2026
Recorded 10+ strikeouts	13 vs. Belmont	Feb. 20, 2026
Recorded 15+ strikeouts	16 at Alabama	Mar. 3, 2021

INDIVIDUAL PITCHING

Threw a no-hitter	Shelby Walters	at Georgia, Mar. 25, 2023
Threw a shutout	Sydney Lessentine	at Texas A&M, Apr. 18, 2026
Recorded 10+ strikeouts	Maya Johnson (13)	vs. Belmont, Feb. 20, 2026
Recorded 15+ strikeouts	Montana Fouts (16)	at Alabama, Mar. 3, 2021
Gave up 10+ hits	Brandy Phillips (11)	vs. Samford, Feb. 20, 2026
Walked 5+ batters	Mialí Guachino (5)	vs. Ole Miss, May 2, 2025
Struck out the side	Robyn Herron	vs. Arkansas (3rd inn.), Apr. 10, 2026

TEAM DEFENSE

Did not commit an error	at Texas A&M	Apr. 19, 2026
Committed 2+ errors	2 at Texas A&M	Apr. 18, 2026
Committed 4+ errors	4 vs. Memphis	Feb. 19, 2026
Turned a double play	2 at Texas A&M	Apr. 18, 2026
Turned a triple play	vs. Troy	Mar. 3, 2024
Threw a runner out at the plate	at Florida (Top 6, 6-4)	Apr. 4, 2026

INDIVIDUAL DEFENSE

Recorded 10+ putouts	Arianna Rodi (10)	vs. South Carolina, Mar. 30, 2026
Recorded 15+ putouts	Jen Cummings (16)	vs. South Carolina, Mar. 17, 2023
Recorded 5+ assists	Bailey Lindemuth (5)	at Georgia, Mar. 21, 2026
Committed 2+ errors	Ava Scott (2)	vs. UT Martin, Feb. 25, 2026

MISCELLANEOUS

Won in extra innings	1-3 (9 inn.) vs. Tennessee	Mar. 13, 2026
Won by 8-run rule	0-8 (5 inn.) vs. Arkansas	Apr. 11, 2026
Scored 8+ runs in an inning	9 (2nd inn.) at Texas A&M	Apr. 19, 2026
Had 7+ hits in an inning	9 (2nd inn.) at Texas A&M	Apr. 19, 2026
Hit back-to-back home runs	5th inning vs. Arkansas	Apr. 11, 2026
Drew 4+ walks in an inning	4 (2nd inn.) at Texas A&M	Apr. 18, 2026

LATEST MSU COMEBACK VICTORIES

2+ run deficit	at Georgia	Mar. 21, 2026	Trailed 0-2 in Top 4th	Won, 3-2	Winning play: Kinley Keller solo home run to left (MSU leads 3-2 in Top 6)
3+ run deficit	Auburn	Mar. 10, 2025	Trailed 0-4 in Bottom 4th	Won, 7-4	Winning play: Nadia Barbary grand slam (MSU leads 7-4 in Bottom 4th)
4+ run deficit	Auburn	Mar. 10, 2025	Trailed 0-4 in Bottom 4th	Won, 7-4	Winning play: Nadia Barbary grand slam (MSU leads 7-4 in Bottom 4th)
5+ run deficit	vs. Miami (Ohio)	Feb. 23, 2025	Trailed 1-6 in Bottom 2nd	Won 11-7	Winning play: Error by 2B, runner scores from second (MSU leads 8-6 in Bottom 2nd)
6+ run deficit	Florida	Mar. 28, 2024	Trailed 6-12 in Bottom 6th	Won 13-12	Winning play: Paige Cook 2-run home run to center (MSU leads 13-12 in Bottom 6th)

INDIVIDUAL RECORD WATCH

INDIVIDUAL CAREER

BATTING AVERAGE (MIN. 200 AB)

1.	.461	Chelsea Bramlett	2007-10
9.	.341	Jenny Hehnke	1997-00
T10.	.339	Kiarra Sells	2023-Pr.
	.339	Kai'li Smith	2009-12

SLUGGING PERCENTAGE (MIN. 200 AB)

1.	.775	Mia Davidson	2018-22
3.	.713	Kellie Wilkerson	1999-02
4.	.668	Kiarra Sells	2023-Pr.

ON-BASE PERCENTAGE (MIN. 200 AB)

1.	.544	Kellie Wilkerson	1999-02
4.	.481	Iyhia McMichael	2001-04
5.	.478	Kiarra Sells	2023-Pr.

OPS (MIN. 200 AB)

1.	1.257	Kellie Wilkerson	1999-02
3.	1.203	Fa Leitua	2019-21
4.	1.146	Kiarra Sells	2023-Pr.
5.	1.145	Sierra Sacco	2024-25

DOUBLES

1.	61	Kellie Wilkerson	1999-02
6.	47	Mia Davidson	2018-22
7.	44	Nadia Barbary	2023-Pr.

HOME RUNS

1.	92	Mia Davidson	2018-22
7.	31	Courtney Bures	2005-08
8.	30	Nadia Barbary	2023-Pr.
	30	Sam Lenahan	2011-14

TOTAL BASES

1.	610	Mia Davidson	2018-22
9.	331	Hayle Guess	2004-08
10.	327	Nadia Barbary	2023-Pr.

HIT-BY-PITCHES

1.	57	Mia Davidson	2018-22
T7.	28	Calyn Adams	2015-18
	28	Courtney Bures	2005-08
T9.	26	Kiarra Sells	2023-Pr.
	26	Ali Bainbridge	2008-11

SHUTOUTS

1.	14	Three players	
7.	9	Alicia Judd	1997-98
T8.	8	Peja Goold	2026
	8	Three others	

FIELDING PCT. (MIN. 250 CHANCES)

1.	.994	Des Rivera	2026
2.	.991	Lindsay Hunley	2005-08

INDIVIDUAL SEC-ONLY CAREER RECORDS

DOUBLES (SEC ONLY)

1.	31	Iyhia McMichael	2001-04
4.	24	Michelle Gates	1997-00
5.	21	Nadia Barbary	2023-Pr.
	21	Caroline Seitz	2014-17

SACRIFICE FLIES (SEC ONLY)

T1.	5	Four players	
T5.	4	Five players	
10.	3	Kiarra Sells	2023-Pr.

INDIVIDUAL SEASON

SLUGGING PERCENTAGE (MIN. 50 AB)

1.	.882	Mia Davidson	2019
4.	.801	Iyhia McMichael	2003
T5.	.792	Kiarra Sells	2026
	.792	Madisyn Kennedy	2024

ON-BASE PERCENTAGE (MIN. 50 AB)

1.	.595	Iyhia McMichael	2004
10.	.519	Kellie Wilkerson	1999
--	.516	Kiarra Sells	2026

OPS (MIN. 50 AB)

1.	1.431	Iyhia McMichael	2004
4.	1.321	Kellie Wilkerson	2001
5.	1.308	Kiarra Sells	2026

SACRIFICE FLIES

T1.	5	Des Rivera	2026
	5	Three others	

EARNED RUN AVERAGE (MIN. 50 IP)

1.	0.79	Kim Davis	1986
8.	1.59	Vicki Bonar	1985
9.	1.71	Leila Ammon	2026

OPP. BATTING AVERAGE (MIN. 50 IP)

1.	.169	Annie Wiltis	2020
T2.	.170	Leila Ammon	2026
	.170	Peja Goold	2026
4.	.176	Alison Owen	2013
5.	.181	Cassady Knudsen	2017
6.	.185	Alyssa Faircloth	2026

WALKS ALLOWED / 7 INNINGS (MIN. 50 IP)

1.	0.78	Allison Owen	2013
6.	1.17	Kelli Miller	2004
7.	1.18	Leila Ammon	2026

STRIKEOUTS

1.	250	Alison Owen	2013
5.	205	Raelin Chaffin	2025
6.	195	Alyssa Faircloth	2026

STRIKEOUTS LOOKING

1.	55	Alison Owen	2013
8.	47	Alison Owen	2014
T9.	45	Alyssa Faircloth	2026
	45	Lindsay Dunlap	2009

STRIKEOUTS / 7 INNINGS (MIN. 50 IP)

1.	11.25	Alyssa Faircloth	2026
9.	8.28	Aspen Wesley	2023
10.	8.24	Peja Goold	2026

SHUTOUTS

1.	9	Holly Ward	2018
T2.	8	Peja Goold	2026
	8	Autumn Anderson	1998

FIELDING PCT. (MIN. 150 CHANCES)

1.	1.000	Jessie Blaine	2025
T5.	.996	Riley Hull	2023
	.996	Lindsay Hunley	2005
T7.	.994	Des Rivera	2026
	.994	Kate Jaspers	2003
	.994	Jennifer Waterman	2003

INDIVIDUAL SEASON (SEC ONLY)

OPP. BATTING AVERAGE (MIN. 50 IP)

1.	.176	Cassady Knudsen	2017
6.	.224	Stephanie Becker	2012
7.	.225	Peja Goold	2026
8.	.226	Alyssa Faircloth	2026

STRIKEOUTS

1.	107	Alison Owen	2013
8.	70	Lindsay Dunlap	2009
9.	69	Alyssa Faircloth	2026

STRIKEOUTS / 7 INNINGS (MIN. 50 IP)

1.	9.06	Alyssa Faircloth	2026
2.	7.55	Emily Williams	2021
3.	7.44	Alison Owen	2013

SHUTOUTS

T1.	3	Peja Goold	2026
	3	Six others	

TEAM RECORD WATCH

TEAM SEASON

SLUGGING PERCENTAGE

1.	.538	731 AB	2020
4.	.484	1542 AB	2019
5.	.483	1198 AB	2026

ON-BASE PERCENTAGE

1.	.411	1522 AB	2015
7.	.376	1507 AB	2014
8.	.372	1198 AB	2026

STOLEN BASE PCT.

1.	.907		2025
5.	.885		2007
6.	.878		2026
	.876		2004

DOUBLES

1.	90		2025
9.	74		2004
10.	73		2026
	73		2022

HOME RUNS

1.	74		2025
6.	54		2015
7.	53		2026

BACK-TO-BACK HOME RUNS (SINCE 2015)

1.	7 times		2021
2.	5 times		2022
T3.	4 times		2026, 2025

SACRIFICE FLIES

T1.	21		2025
	21		2024
3.	20		2026

EARNED RUN AVERAGE

1.	1.01	257.2 IP	1986
9.	2.12	454.2 IP	1999
10.	2.15	312.1 IP	2026

STRIKEOUTS

1.	468		2013
5.	410		2022
6.	403		2026

STRIKEOUTS / 7 INNINGS

1.	9.27	185.0 IP	2020
2.	9.03	312.1 IP	2026
3.	8.60	381.0 IP	2013

STRIKEOUTS LOOKING

1.	109		2021
4.	88		2025
T5.	87		2026
	87		2014

OPP. BATTING AVERAGE

1.	.158	185.0 IP	2020
2.	.179	312.1 IP	2026
3.	.187	257.2 IP	1986

SHUTOUTS

1.	19		2018
T4.	14		2014, 2008, 2005
7.	13		2026

FIELDING PERCENTAGE

1.	.983	937-280-21	2026
2.	.977	1106-333-34	2009
3.	.976	1194-334-38	2014

TEAM SEC-ONLY SEASON RECORDS

FEWEST STRIKEOUTS BATTING (SEC ONLY)

1.	75		2026
2.	92		2017
3.	94		2025

OPP. BATTING AVERAGE (SEC ONLY)

1.	.231	119.1 IP	2026
2.	.236	183.1 IP	2012
3.	.240	184.1 IP	1998

STRIKEOUTS (SEC ONLY)

1.	162		2012
7.	127		2018
8.	124		2025
9.	123		2026

STRIKEOUTS / 7 INNINGS (SEC ONLY)

1.	7.22	119.1 IP	2026
2.	6.72	166.2 IP	2013
3.	6.54	147.2 IP	2021

FIELDING PERCENTAGE

1.	.973	358-113-13	2026
2.	.972	474-177-19	2024
	.972	465-118-17	2014
	.972	530-170-20	2009

COACHING STAFF



SAMANTHA RICKETTS

THE RICKETTS FILE

Hometown	San Jose, Calif.
Education	University of Oklahoma, 2009 University of Oklahoma, 2011
Twitter	@Coach_Ricketts
Birthday	December 29

COACHING CAREER

SEASON	SCHOOL	POSITION
2019-Present	Mississippi State	Head Coach
2018-19	Mississippi State	Associate Head Coach
2015-18	Mississippi State	Assistant Coach
2012-14	Wichita State	Assistant Coach
2009-11	Oklahoma	Graduate Assistant

RICKETTS' PLAYERS BY THE NUMBERS

16	#StateToTheShow Future Professionals at MSU
16	All-America Honors
43	All-Region Honors
28	All-Conference Honors
2	Conference Players of the Year
1	Conference Freshman of the Year
3	Conference All-Defensive Team Selections
1	Conference Tournament MVP
7	Conference Tournament Team Selections
9	National Players of the Week
30	Conference Players of the Week
1	CoSIDA/CSC Academic All-American
16	CoSIDA/CSC Academic All-District Selections
115	All-Conference Academic Honors

CAREER RECORD

SEASON	SCHOOL	W-L	PCT.
2020	Mississippi State	25-3	.893
2021	Mississippi State	35-25	.583
2022	Mississippi State	37-27	.578
2023	Mississippi State	28-25	.528
2024	Mississippi State	34-20	.630
2025	Mississippi State	39-19	.672
2026	Mississippi State	34-14	.708
TOTAL		232-133	.636

CONFERENCE RECORD

SEASON	SCHOOL	W-L	PCT.
2020	Mississippi State	0-0	--
2021	Mississippi State	8-15	.348
2022	Mississippi State	10-14	.417
2023	Mississippi State	7-16	.304
2024	Mississippi State	12-12	.500
2025	Mississippi State	13-11	.542
2026	Mississippi State	6-12	.333
TOTAL		56-80	.412

MAROON AND WHITE

- » Named the sixth head softball coach in program history on July 22, 2019.
- » Has coached 16 Bulldogs who went on to professional careers, nine of whom were selected in a professional draft. Five of her proteges are currently playing professionally (Raelin Chaffin, Mia Davidson, Chloe Malau'ulu, Sierra Sacco and Aspen Wesley).
- » Has coached multiple players to All-Region honors in each of the last seven seasons, including a school-record six players in the 2025 campaign.
- » Broke the school record in 2025 with her 45th coaching victory against an NFCA-ranked opponent.
- » The Bulldogs have finished SEC play better than predicted by the Preseason Coaches' Poll in four of five full seasons under her guidance.
- » In 2025, MSU finished above .500 in conference play (13-11) for the first time since 2001 (19-11) and won five series for the first time since 2007. Along with 2024 (12-12), the Bulldogs posted their first back-to-back years with at least a .500 record since 1998-99. The prior year, she guided State to its highest SEC finish since the shift to a 24-game SEC schedule.
- » Became the first first-year head coach to lead the nation in wins (25 in 2020) since at least 1989.
- » Is the only coach in program history to have her team nationally ranked at some point during her first year and led MSU to its highest final ranking in program history (No. 20) at that time.
- » Earned first career coaching victory in first career game on Feb. 7, 2020, against Missouri State (5-0) and became the fastest head coach in program history to reach 20 wins, doing so in 23 games. Started 9-1, marking the best 10-game start by a head coach in program history.
- » Won 66 of her first 100 games, the best total of any Bulldog head coach and third among active SEC coaches in their first 100 contests.
- » Led State to its first Super Regional appearance in 2022, upsetting No. 2 Florida State twice in Tallahassee to advance.
- » Guided MSU to its highest final ranking on record (No. 19) in 2022.
- » Has been a part of one Women's College World Series appearance, eight NCAA Regional berths and two NCAA Super Regional appearances during her coaching career.
- » Served as an assistant coach from 2015-18 focusing on hitting and recruiting before being promoted to associate head coach.
- » Since her arrival, MSU has hit at least one home run in 55.5 percent of its games (336 of 605) and gone 246-90 in those games through 2025.
- » The top six single-season home run totals in program history have all come under her watch, and she has coached eight of the top 11 players in MSU history in career home runs along with seven of the top 10 individual season totals on record.
- » In 2019, MSU was one of two teams in the nation (Arizona) to boast multiple hitters with 20 or more home runs.
- » For the first time since 2008, State produced multiple NFCA All-Americans in 2019 (Fa Leilua and Mia Davidson).
- » Davidson went on to break Rafael Palmeiro's mark for the most home runs in a career by a Bulldog baseball or softball player along with shattering the SEC softball career record.
- » In 2017, Ricketts produced five starters that hit .300 or better to help lead the Bulldogs to an NCAA Regional and Caroline Seitz became the first Bulldog to earn First Team All-SEC honors since Chelsea Bramlett in 2010.
- » During the 2016 season, she led Kayla Winkfield to an SEC-leading six triples, which ranked among the nation's top 10.
- » In her first season of 2015, the Bulldogs set new single-season records for home runs (54), batting average (.312), slugging percentage (.495), RBI (294) and on-base percentage (.416).

MSU COACHING HIGHLIGHTS

NCAA Super Regional Appearances	1
NCAA Regional Appearances	8
NFCA All-South Region Selections	32
First Team All-SEC Selections	8
SEC All-Defensive Team Selections	3
Top 10 Finalist for Schutt Sports/NFCA Freshman of the Year	2018
SEC Freshman of the Year	2018
Top 10 Finalist for USA Softball Collegiate Player of the Year	2019
Top 25 Finalist for USA Softball Collegiate Player of the Year	2025
NFCA Catcher of the Year	2022

WICHITA STATE UNIVERSITY

- » Served as assistant coach at Wichita State from 2012-14, working with the team's hitters and consistently improving their production.
- » Her last spring at WSU saw the Shockers increase their overall win total by 15 from 2013 to 2014 and win the program's first regular-season conference title.
- » Part of the 2014 MVC Coaching Staff of the Year, helping to improve the Shockers from the ninth place in 2012, to eighth place in 2013, to MVC champs in 2014.
- » Produced five starters who each hit better than .300 in 2014 after the squad did not have a batter hit over .300 in 2013.
- » The Shockers scored 138 more runs, smashed 26 more home runs, hit 11 more doubles and added seven more triples from the previous season.
- » Overall, the 2014 team established program single-season records for batting average, slugging percentage, on-base percentage, runs scored, hits, doubles, home runs, runs batted in and total bases.
- » Led Cacy Williams to an NFCA All-Midwest Region First Team selection in 2014 as well as MVC Player of the Year and Newcomer of the Year, becoming the first student-athlete in MVC history to receive both in the same year.
- » Williams broke the Wichita State single-season records for batting average (.424), slugging percentage (.812), on-base percentage (.531), total bases (138), runs scored (57), home runs (16) and RBIs (47).

ADDITIONAL COACHING EXPERIENCE

- » Served as assistant coach for the USSSA Florida Pride of the NPF as the team claimed the regular season championship, and the staff was recognized as Coaching Staff of the Year.
- » Began coaching career as a graduate assistant at Oklahoma from 2010-11.
- » The Sooners won the Big 12 Tournament and advanced to the Women's College World Series in 2011.

PLAYING CAREER

- » Four-year letterwinner at Oklahoma (2006-09)
- » Closed her career as the school record holder in career home runs (48) and runs batted in (239) while ranking third in extra-base hits (97), total bases (444), slugging percentage (.645) and on-base percentage (.461).
- » Started 192 consecutive games and ended her career as the Big 12 career RBI leader.
- » Four-time All-Big 12 selection and two-time NFCA All-American.
- » Top 10 Finalist for the Lowe's Senior CLASS Award.
- » Top 3 Finalist for USA Softball's Collegiate Player of the Year Award in 2007, first in Oklahoma history.
- » Selected 12th overall by the Akron Racers in the 2009 NPF Draft.

ASSISTANT COACHES (CLICK NAMES TO VIEW BIDS)



BULLDOG BITES: OFF THE FIELD PROFILES**LEILA AMMON WALKUP SONG:** *Layla (Derek and the Dominos)*

Father is a 20-year veteran in the Marine Corps ... has lived in five different states ... broke her high school's strikeout record ... has same tattoo on her wrist as both parents ... loves to bake sourdough ... enjoys spending time on the beach at sunset ... majoring in communication and media studies

NADIA BARBARY WALKUP SONG: *Lifestyle (Rich Gang, Young Thug and Rich Homie Quan)*

Earliest commit in MSU's 2022 class ... Spades is her card game of choice ... superstitiously must step on third base at the end of every inning before returning to the dugout ... earned her pink glove after winning SEC All-Defensive Team honors at third base ... born at Lackland Air Force Base in Texas ... both parents served in the Air Force ... also competed in gymnastics as a child ... majoring in interdisciplinary studies.

MORGAN BERNARDINI WALKUP SONG: *God I'm Just Grateful (Elevation Worship)*

High school team never had more than 13 players ... wants to be a pre-k teacher ... has "Be Still" tattooed on her wrist to help her stay calm in games ... owns a black lab/Chesapeake Bay retriever mix ... graduated from a high school with 120 total students in a class of 21 ... majoring in human development and family science.

ANNA CARDER WALKUP SONG: *Tusk (Fleetwood Mac)*

Goes thrift shopping for the majority of her clothes ... handmakes home decor ... loves swimming ... team describes her backup career as a stand-up comedian ... high school teammates with Morgan Stiles ... played against MSU in Starkville at The Snowman in 2025 while at Southern Illinois ... majoring in interdisciplinary studies.

SYDNEY CARROLL WALKUP SONG: *TGIF (GloRilla)*

Mother played softball at Troy alongside her identical twin, Adria Montgomery-Klein, from 1994-96, leading the Trojans to their first conference title and NCAA regional ... mother remains fifth in Trojan history with 13 career triples ... favorite food is pasta ... has a golden retriever named Rosie ... majoring in animal and dairy sciences.

PAIGE ERNSTES WALKUP SONG: *Loud & Heavy (Cody Jinks)*

Third player in program history from the state of Indiana ... grew up with fellow Bulldog Sara Phillips ... favorite food is chicken ... family has a retired police K-9 officer for a pet ... grandfather, Jan Ernstes, played football at the University of Indianapolis ... majoring in kinesiology.

DELAINEY EVERETT WALKUP SONG: *Danger Zone (Kenny Loggins)*

Wears No. 48 as a nod to her uncle, Josh Parry, who played football at San Jose State before playing three NFL seasons ... has two dogs, Goose and Maverick, named after Top Gun ... has three younger sisters ... loves boat-ing and family time ... father passed away two weeks prior to the 2025 season, and now wears his California Highway Patrol badge number on her pitching towel and facemask ... majoring in kinesiology.

ALYSSA FAIRCLOTH WALKUP SONG: *Circus (Britney Spears)*

Aunt, Lauren Rosengrant Bickerstaff, played softball at Georgia Gwinnett College ... rescues kittens off the street and keeps them as pets ... favorite food is Conecuh sausage ... enjoys hunting ... foot is too large for women's sizes in shoes ... majoring in kinesiology.

PEJA GOOLD WALKUP SONG: *Immigrant Song (Led Zeppelin)*

Pitched for Colombia at the 2025 Pan American Championships ... played volleyball in high school ... father played volleyball in college ... named after Peja Stojakovic, who played for the Sacramento Kings in the NBA, and has met him twice ... enjoys bass fishing, reading and going to country music concerts ... majoring in marketing.

GRETTA GRASSEL WALKUP SONG: *Could You Be Loved (Bob Marley)*

Second-ever player in program history from the state of Wisconsin and first since 2012 ... only female athlete from her high school to play a Division I sport ... favorite food is anything with cheese in it ... used to be a pitcher during her high school career ... father played minor league hockey for the Madison Monsters and collegiately at Minnesota State-Mankato ... has never had a pet in her life ... majoring in marketing.

KINLEY KELLER WALKUP SONG: *The Sweet Escape (Gwen Stefani)*

Aunt, Kristin Pinter, played softball at Minot State ... cousin, Jaron Pinter, played baseball at Dickinson State ... likes to play pickleball ... favorite artist is Toby Keith ... majoring in kinesiology.

BRINKLEY MORETON WALKUP SONG: *Lights Come On (Jason Aldean)*

Second player in program history from the state of Arkansas ... father played baseball at Arkansas Tech ... family owns a cattle farm that she grew up working on ... good painter ... majoring in biological sciences with a pre-dental concentration.

SARA PHILLIPS WALKUP SONG: *Fancy (Reba McEntire)*

Family owns a farm with 30 head of cattle ... likes to deer hunt and cook ... father played baseball and basket-ball at Southern Union Community College ... mother was a professional horse trainer and barrel racer ... three of five siblings played college sports ... uncles played basketball at Jacksonville State and Alabama ... wants to be a body builder after college ... majoring in food science, nutrition and health promotion.

ABBY GRACE RICHARDSON WALKUP SONG: *Man! I Feel Like a Woman (Shania Twain)*

Hates bread ... is double-jointed ... has a dog named Chloe ... won a NJCAA National Championship ... was a CSC First Team Academic All-American while in junior college ... mother played softball at Copiah-Lincoln CC ... has a brother, Hunter, who also played baseball at Copiah-Lincoln CC and Jones College ... majoring in interdisciplinary studies.

DES RIVERA WALKUP SONG: *EoO (Bad Bunny)*

Played in the 2022 Women's College World Series while at Oregon State, collecting hits in both games ... has two sisters and a brother ... enjoys cooking and making lattes ... loves to watch Marvel movies ... wants to be an occupational therapist ... majoring in interdisciplinary studies.

XIANE ROMERO WALKUP SONG: *Game Winner (BossMan Dlow)*

Is the middle child of five ... does lashes for some of her teammates ... was involved in gymnastics and tumbling until she was 12 and can do an aerial ... enjoys watching sunsets and stargazing ... favorite food is steak and seafood ... wants to be an ultrasound technician when she graduates ... major is undeclared.

GABBY SCHAEFFER WALKUP SONG: *Keep Their Heads Ringing (Dr. Dre)*

Second player in program history from the state of New York ... loves late night walks and stargazing ... favorite food is penna alla vodka ... likes to bingewatch Netflix ... majoring in business economics.

KALANI SELLS WALKUP SONG: *Do My Thing (Common Kings and Royal Blu)*

Loves to go running ... was in the high school choir for three years ... is the middle child of five whose names all start with K ... along with older sister, Kiarra, is part of ninth pair of sisters in MSU history ... brother, Kaleb, plays football at New Mexico Highlands ... continued MSU's run of 11 straight seasons with a player with Samoan heritage and would be eligible for the American Samoa national team ... majoring in psychology.

KIARRA SELLS WALKUP SONG: *Otonoke (Creepy Nuts)*

Along with younger sister, Kalani, is part of ninth pair of sisters in MSU history ... one of five children whose names all start with K ... oldest sibling along with her twin brother ... brother, Kaleb, plays football at New Mexico Highlands ... wears hearing aids and hopes to break stigma around them for athletes ... favorite food is pizza rolls ... eligible for the American Samoa national team ... majoring in psychology.

TATUM SILVA WALKUP SONG: *One More Chance / Stay With Me (Remix) (The Notorious B.I.G.)*

Has a brother that's six and a half years older than her that she considers her best friend ... favorite food is sushi ... wanted to play middle infield but she was left handed ... loves to dance ... wants to become an ultrasound technician or a coach ... majoring in interdisciplinary studies.

CARSON SMITH WALKUP SONG: *God I'm Just Grateful (Elevation Worship)*

Her and her sister's names both start with C ... enjoys walking her dog, Beau ... favorite food is steak and potatoes ... volunteers coaching and on mission trips ... majoring in kinesiology.

ABIGAIL STEVENS WALKUP SONG: *Bandit (Don Toliver)*

Father played baseball at MSU under legendary coach Ron Polk and uncle played football at State ... was high school valedictorian ... grew up on a cattle farm ... also played basketball and once scored 39 points in a basketball game ... father nicknamed her "Gina" in tee ball when he would yell at her to pay attention but didn't want others to know who he was talking to ... majoring in microbiology with a pre-med concentration.

MORGAN STILES WALKUP SONG: *Unstoppable God (Elevation Worship)*

Loves to read and ride bikes ... played soccer until she got to high school and played volleyball for two years in high school ... has two dogs and a cat ... mother played softball and basketball at North Alabama ... cousin, Jacob McNairy, played baseball at Alabama and was drafted in 2022 by the Seattle Mariners ... majoring in biological sciences with a pre-dental concentration.

ALLY SUPAN WALKUP SONG: *I Got 5 On It (Luniz)*

Can juggle ... played flag football in high school and won the school's first state championship in any sport in 2023 ... also won the following year and climbed to a No. 1 national ranking ... plays pickleball almost every day ... knows sign language ... loves to cook ... wants to write a book one day ... great grandfather, George Socha, played minor league baseball in the Cleveland Guardians organization ... majoring in kinesiology.

TAYLOR TROUTMAN WALKUP SONG: *Just That Good (Cross Point Music)*

Second-ever player in program history from Kentucky ... wears No. 41 in honor of her father's badge number ... father played baseball and mother ran cross country at Oakland City University ... father coached her high school team ... sister, Jordan, played volleyball at Southern Indiana ... can juggle ... had never had coffee, tea or caffeine before college ... loves to read ... majoring in elementary education.



1

GRETTA GRASSEL OF

SOPHOMORE | L/R | 5-7 // BOSCOBEL, WIS. (BOSCOBEL HS)

SEASON HIGHS

At-Bats	2	UT Martin, 3/25/26
Hits	1	Delaware State, 2/21/26
Runs Scored	1	7x, last, Arkansas, 4/12/26
Runs Batted In	1	Delaware State, 2/21/26
Doubles		
Triples		
Home Runs		
Walks	1	2x, last, Delaware State, 2/21/26
Stolen Bases	1	2x, last, at South Alabama, 3/8/26
Putouts	1	3x, last, at Florida, 4/3/26
Assists		
Hitting Streak	1 gm	2/21/26, Delaware State

CAREER HIGHS

At-Bats	2	UT Martin, 3/25/26
Hits	1	Delaware State, 2/21/26
Runs Scored	1	21x, last, Arkansas, 4/12/26
Runs Batted In	1	Delaware State, 2/21/26
Doubles		
Triples		
Home Runs		
Walks	1	3x, last, Delaware State, 2/21/26
Stolen Bases	1	5x, last, at South Alabama, 3/8/26
Putouts	1	4x, last, at Florida, 4/3/26
Assists		
Hitting Streak	1 gm	2/21/26, Delaware State

NOTEWORTHY

- » Has played in 29 games off the bench, primarily as a pinch runner.
- » Scored as a pinch runner against **No. 23 South Carolina (3/29)** and remained in the game to record a putout.
- » Made one putout as a defensive replacement against **UAB (3/18)**.
- » Recorded her first putout of the year on a diving catch **vs. New Mexico (3/7)**.
- » Stole her first base of the season and scored at **No. 25 Clemson (3/1)**.
- » Collected her first career hit with an RBI single against **Delaware State (2/21)**.
- » Pinch hit, walked and scored against **North Texas (2/15)**.
- » Remained in the game **vs. New Mexico (2/7)** to play left field.
- » Played in 39 games, primarily as a pinch runner, last spring.
- » Was State's second-most-used substitute in 2025.
- » Scored the go-ahead run in the NCAA Tournament win **vs. Washington (5/16/25)**.
- » Walked as a pinch hitter against **Alabama State (2/28/25)**.
- » Two-time Gatorade state player of the year nominee.
- » Holds Boscobel HS single-season records for hits (41), home runs (9), slugging percentage (.675) and RBIs (31).
- » Named to the All-Tournament Team at the 2023 Alliance National Championships.

GRASSEL'S GAME-BY-GAME STATS

DATE	OPPONENT	POS	AB	R	H	RBI	2B	3B	HR	BB	SB	CS	HBP	SH	SF	GDP	K	PO	A	E	AVG	
Feb. 5	at Baylor		DNP																			
Feb. 6	vs. Northwestern State	PR	0	0	0	0	0	0	0	0	0	0	0	0	0	0	0	0	0	0	0	--
Feb. 6	vs. Wichita State	PR	0	0	0	0	0	0	0	0	0	0	0	0	0	0	0	0	0	0	0	--
Feb. 7	vs. New Mexico	PR/LF	0	0	0	0	0	0	0	0	0	0	0	0	0	0	0	0	0	0	0	--
Feb. 10	SOUTHERN MISS		DNP																			
Feb. 13	MURRAY STATE		DNP																			
Feb. 13	RUTGERS		DNP																			
Feb. 14	RUTGERS	PR/LF	0	0	0	0	0	0	0	0	0	0	0	0	0	0	0	0	0	0	0	--
Feb. 14	NORTH TEXAS	PR/LF	0	0	0	0	0	0	0	0	0	0	0	0	0	0	0	0	0	0	0	--
Feb. 15	NORTH TEXAS	PH	0	1	0	0	0	0	0	1	0	0	0	0	0	0	0	0	0	0	0	--
Feb. 18	MEMPHIS	PR	0	1	0	0	0	0	0	0	0	0	0	0	0	0	0	0	0	0	0	--
Feb. 20	BELMONT		DNP																			
Feb. 20	SAMFORD	LF	1	0	0	0	0	0	0	0	0	0	0	0	0	0	0	0	0	0	0	.000
Feb. 21	BELMONT	PR/LF	0	0	0	0	0	0	0	0	0	0	0	0	0	0	0	0	0	0	0	.000
Feb. 21	DELAWARE STATE	LF	1	1	1	1	0	0	0	1	0	0	0	0	0	0	0	0	0	0	0	.500
Feb. 22	DELAWARE STATE																					
Feb. 25	at Georgia Tech	CF	0	0	0	0	0	0	0	0	0	0	0	0	0	0	0	0	0	0	0	.500
Feb. 27	vs. Wofford		DNP																			
Feb. 28	vs. Georgia Southern		DNP																			
Feb. 28	at #25 Clemson		DNP																			
Mar. 1	at #25 Clemson	PR/DP	1	1	0	0	0	0	0	1	0	0	0	0	0	0	1	0	0	0	0	.333
Mar. 4	at UAB	LF	0	0	0	0	0	0	0	0	0	0	0	0	0	0	0	0	0	0	0	.333
Mar. 6	vs. New Mexico	PR	0	0	0	0	0	0	0	0	0	0	0	0	0	0	0	0	0	0	0	.333
Mar. 6	at South Alabama		DNP																			
Mar. 7	vs. New Mexico	LF	0	0	0	0	0	0	0	0	0	0	0	0	0	0	0	1	0	0	0	.333
Mar. 7	vs. Samford		DNP																			
Mar. 8	at South Alabama	PR/LF	0	0	0	0	0	0	0	1	0	0	0	0	0	0	0	0	0	0	0	.333
Mar. 10	SOUTHEAST MISSOURI		DNP																			
Mar. 10	SOUTHEAST MISSOURI	RF	0	0	0	0	0	0	0	0	0	0	0	0	0	0	0	0	0	0	0	.333
Mar. 13	#1 TENNESSEE*		DNP																			
Mar. 14	#1 TENNESSEE*	PR	0	0	0	0	0	0	0	0	0	0	0	0	0	0	0	0	0	0	0	.333
Mar. 15	#1 TENNESSEE*		DNP																			
Mar. 18	UAB	LF	0	0	0	0	0	0	0	0	0	0	0	0	0	0	0	1	0	0	0	.333
Mar. 20	at #15 Georgia*	RF	0	0	0	0	0	0	0	0	0	0	0	0	0	0	0	0	0	0	0	.333
Mar. 21	at #15 Georgia*		DNP																			
Mar. 22	at #15 Georgia*		DNP																			
Mar. 25	UT MARTIN	PR/RF	2	1	0	0	0	0	0	0	0	0	0	0	0	0	1	0	0	0	0	.200
Mar. 28	#23 SOUTH CAROLINA*	PR/LF	0	0	0	0	0	0	0	0	0	0	0	0	0	0	0	1	0	0	0	.200
Mar. 29	#23 SOUTH CAROLINA*	PR/LF	0	1	0	0	0	0	0	0	0	0	0	0	0	0	0	0	0	0	0	.200
Mar. 30	#23 SOUTH CAROLINA*	CF/LF	0	0	0	0	0	0	0	0	0	0	0	0	0	0	0	0	0	0	0	.200
Apr. 3	at #5 Florida*	PR/LF	0	0	0	0	0	0	0	0	0	0	0	0	0	0	0	1	0	0	0	.200
Apr. 4	at #5 Florida*		DNP																			
Apr. 5	at #5 Florida*		DNP																			
Apr. 10	#8 ARKANSAS*		DNP																			
Apr. 11	#8 ARKANSAS*		DNP																			
Apr. 12	#8 ARKANSAS*	PR	0	1	0	0	0	0	0	0	0	0	0	0	0	0	0	0	0	0	0	.200
Apr. 17	at #12 Texas A&M*	PR/LF	0	0	0	0	0	0	0	0	0	0	0	0	0	0	0	0	0	0	0	.200
Apr. 18	at #12 Texas A&M*	PR	0	0	0	0	0	0	0	0	0	0	0	0	0	0	0	0	0	0	0	.200
Apr. 19	at #12 Texas A&M*	PR	0	0	0	0	0	0	0	0	0	0	0	0	0	0	0	0	0	0	0	.200
Apr. 24	#20 LSU*																					
Apr. 25	#20 LSU*																					
Apr. 26	#20 LSU*																					
Apr. 30	at Ole Miss*																					
May 1	at Ole Miss*																					
May 2	at Ole Miss*																					

MULTI-HIT GAMES

	2	3	4	5+	TOTAL
2025	--	--	--	--	0
2026	--	--	--	--	0
TOTAL	--	--	--	--	0

MULTI-RBI GAMES

	2	3	4	5+	TOTAL
2025	--	--	--	--	0
2026	--	--	--	--	0
TOTAL	--	--	--	--	0

	AVG	GP-GS	AB	R	H	2B	3B	HR	RBI	TB	SLG	BB	HBP	SO	GDP	OBP	SF	SH	SB-ATT	PO	A	E	FLD
2025	.000	39-0	1	14	0	0	0	0	0	0	.000	1	0	0	0	.500	0	0	3-3	1	0	0	1.000
2026	.200	29-0	5	7	1	0	0	0	1	1	.200	2	0	2	0	.429	0	0	2-2	4	0	0	1.000
TOTAL	.167	68-0	6	21	1	0	0	0	1	1	.167	3	0	2	0	.444	0	0	5-5	5	0	0	1.000



2

ABBY GRACE RICHARDSON UTL

SENIOR | R/R | 5-9 // BROOKHAVEN, MISS. (BROOKHAVEN ACADEMY / COPIAH-LINCOLN [MISS.] CC)

SEASON HIGHS

Table with 2 columns: Statistic and Value. Rows include At-Bats, Hits, Runs Scored, etc.

CAREER HIGHS

Table with 2 columns: Statistic and Value. Rows include At-Bats, Hits, Runs Scored, etc.

NOTEWORTHY

- Has played in 44 of 48 games, making 34 starts in the outfield and at first base. Originally recruited as a catcher. Batting .230 (17-for-74) on the year. Fourth on the team in RBIs (19) and fifth in runs (19). Stole a base against No. 8 Arkansas (4/11) after entering as a pinch runner. Scored as a pinch runner in the win at No. 5 Florida (4/4) and remained in the game at first base. Walked, singled and scored at No. 15 Georgia (3/20). Put down a sacrifice bunt that led to the winning run against UAB (3/18). Walked twice against No. 1 Tennessee (3/15) and stole a base. Walked to bring home a run and stole home against SE Missouri (3/10). Hit an RBI double vs. New Mexico (3/6). Launched a two-run homer and collected an RBI double vs. Georgia Southern (2/28). Hit an inside-the-park home run vs. Wofford (2/27). Hit a three-run homer against Delaware State (2/21). Went 2-for-3 with a pair of doubles against North Texas (2/15). Delivered a pinch-hit two-run homer against Rutgers (2/14). Played two outfield positions and second base vs. Wichita State (2/6). Doubled home a run vs. Northwestern State (2/6) and collected her first career outfield assist. Made her first Division I start at Baylor (2/5) and homered in her first at-bat of the year. Two-time NJCAA All-American while at Copiah-Lincoln [Miss.] CC. Won an NJCAA National Championship in 2023 and was named NJCAA Tournament MVP after hitting a grand slam in the championship-clinching game.

RICHARDSON'S GAME-BY-GAME STATS

Large table with columns: DATE, OPPONENT, POS, AB, R, H, RBI, 2B, 3B, HR, BB, SB, CS, HBP, SH, SF, GDP, K, PO, A, E, AVG. Contains game-by-game performance data.

MULTI-HIT GAMES

Summary table for Multi-Hit Games with columns: 2, 3, 4, 5+, TOTAL.

MULTI-RBI GAMES

Summary table for Multi-RBI Games with columns: 2, 3, 4, 5+, TOTAL.

Summary table with columns: AVG, GP-GS, AB, R, H, 2B, 3B, HR, RBI, TB, SLG, BB, HBP, SO, GDP, OBP, SF, SH, SB-ATT, PO, A, E, FLD.

3

PEJA GOULD P

SENIOR | R/R | 5-7 // STOCKTON, CALIF. (LINCOLN HS / CHATTANOOGA)



SEASON HIGHS

Innings	7.0	5x, last, Arkansas, 4/10/26
Longest Start	7.0	5x, last, Arkansas, 4/10/26
Shortest Start	1.0	at Texas A&M, 4/19/26
Longest Relief	4.0	vs. Wichita State, 2/6/26
Strikeouts	13	UT Martin, 3/25/26
Walks	4	Arkansas, 4/12/26
Hits	9	Arkansas, 4/12/26
Runs	7	at Texas A&M, 4/19/26
Earned Runs	7	at Texas A&M, 4/19/26
Pitch Count	102	2x, last, South Carolina, 3/29/26
Putouts	1	at South Alabama, 3/8/26
Assists	3	UT Martin, 3/25/26

CAREER HIGHS

Innings	9.0	Akron, 2/26/23
Longest Start	9.0	Akron, 2/26/23
Shortest Start	0.1	ETSU, 4/15/23
Longest Relief	6.0	vs. Samford, 5/10/24
Strikeouts	14	2x, last, at Furman, 4/12/25
Walks	9	at UNC Greensboro, 5/10/24
Hits	10	at Stetson, 2/9/25
Runs	7	at Texas A&M, 4/19/26
Earned Runs	7	at Texas A&M, 4/19/26
Pitch Count	148	vs. Mercer, 5/8/25
Putouts	1	8x, last, at South Alabama, 3/8/26
Assists	5	3x, last, Central Michigan, 3/18/25

NOTEWORTHY

- » Leads team with 30 appearances, including 21 starts, in the circle.
- » Softball America's No. 6 pitcher in April.
- » Boasts a 2.09 ERA that ranks among the top 40 nationally.
- » Leads the team with 14 wins and eight shutouts, which is third in the nation.
- » Ranks No. 12 nationally in hits per seven innings (4.29), No. 13 in WHIP (0.91) and No. 26 in fielding independent pitching (2.36).
- » Boasts a .170 batting average against that would be one point off the MSU single-season record.
- » Has thrown a no-hitter and five one-hitters this year.
- » Struck out five or more 39 times since the start of 2025, going 33-3 in those games.
- » Shut out **No. 8 Arkansas (4/10)** while allowing just two hits.
- » Threw her fifth one-hitter of the year at **No. 5 Florida (4/3)**, striking out three.
- » Earned D1Softball and **NFCA National Pitcher of the Week (3/31)** and **SEC Pitcher of the Week (3/31)** honors for her efforts.
- » Struck out five in 5.0 innings against **No. 23 South Carolina (3/30)**, re-entering to secure the save.
- » Tossed her second straight shutout against the **Gamecocks (3/29)**.
- » Threw her first career no-hitter against **UT Martin (3/25)** while recording a season-high 13 strikeouts.
- » Shut out **No. 1 Tennessee (3/14)** while striking out 10 batters in her first career SEC start.
- » Came one out away from a perfect game vs. **Samford (3/7)** while striking out a season-high 11 batters.
- » Threw 4.1 innings, allowing only one run, at **No. 25 Clemson (3/1)**.
- » Tossed her fourth complete game of the year vs. **Georgia Southern (2/28)**, allowing one hit with eight strikeouts.
- » Threw a one-hitter against **Rutgers (2/13)** while striking out eight.
- » Earned the extra-innings win vs. **Wichita State (2/6)** with her only run allowed being the runner placed on second in the eighth.
- » Came one out away from a no-hitter on Opening Day at **Baylor (2/5)**, striking out five in 5.0 innings.

GOULD'S GAME-BY-GAME STATS

DATE	OPPONENT	GS	DEC	IP	H	R	ER	BB	SO	2B	3B	HR	WP	HBP	IBB	BF	PC	ERA	PO	A	E
Feb. 5	at Baylor	*	W	5.0	1	0	0	3	5	0	0	0	0	0	0	19	71	0.00	0	1	0
Feb. 6	vs. Northwestern State	--	--	1.0	0	0	0	0	1	0	0	0	0	0	0	3	8	0.00	0	0	0
Feb. 6	vs. Wichita State		W	4.0	2	1	0	1	4	0	0	0	1	0	0	16	59	0.00	0	0	0
Feb. 7	vs. New Mexico		DNP																		
Feb. 10	SOUTHERN MISS		DNP																		
Feb. 13	MURRAY STATE		DNP																		
Feb. 13	RUTGERS	*	W	6.0	1	0	0	0	8	0	0	0	0	0	0	19	71	0.00	0	1	0
Feb. 14	RUTGERS		W	3.2	1	0	0	1	8	0	0	0	0	0	0	12	58	0.00	0	0	0
Feb. 14	NORTH TEXAS		DNP																		
Feb. 15	NORTH TEXAS	*	W	5.0	2	2	2	1	7	0	0	1	0	0	0	18	61	0.57	0	0	0
Feb. 18	MEMPHIS	--	--	2.0	0	0	0	0	4	0	0	0	0	0	0	6	22	0.53	0	0	0
Feb. 20	BELMONT	*	L	6.0	4	1	0	2	8	0	0	0	0	0	0	25	80	0.43	0	1	1
Feb. 20	SAMFORD		DNP																		
Feb. 21	BELMONT		S	1.1	0	0	0	0	1	0	0	0	0	0	0	4	17	0.41	0	1	0
Feb. 21	DELAWARE STATE		DNP																		
Feb. 22	DELAWARE STATE																				
Feb. 25	at Georgia Tech		S	1.2	2	1	1	2	2	0	0	0	1	0	0	8	35	0.59	0	0	0
Feb. 27	vs. Wofford		DNP																		
Feb. 28	vs. Georgia Southern	*	W	5.0	1	0	0	1	8	0	0	0	0	0	0	17	74	0.52	0	1	0
Feb. 28	at #25 Clemson		DNP																		
Mar. 1	at #25 Clemson	*	W	4.1	3	1	1	2	5	2	0	0	1	0	0	18	73	0.62	0	0	0
Mar. 4	at UAB		DNP																		
Mar. 6	vs. New Mexico	*	W	7.0	5	0	0	0	6	0	0	0	1	0	0	27	87	0.54	0	1	0
Mar. 6	at South Alabama		DNP																		
Mar. 7	vs. New Mexico		DNP																		
Mar. 7	vs. Samford	*	W	5.0	1	1	1	0	11	0	0	1	0	0	0	16	61	0.61	0	0	0
Mar. 8	at South Alabama	*	W	4.0	5	2	2	0	4	0	0	0	0	0	0	17	60	0.80	1	2	0
Mar. 10	SOUTHEAST MISSOURI		DNP																		
Mar. 10	SOUTHEAST MISSOURI	*	--	3.0	2	0	0	1	4	1	0	0	1	0	0	11	45	0.77	0	0	0
Mar. 13	#1 TENNESSEE*		DNP																		
Mar. 14	#1 TENNESSEE*	*	W	7.0	2	0	0	0	10	0	0	0	1	2	0	24	99	0.69	0	0	0
Mar. 15	#1 TENNESSEE*		L	3.0	2	3	3	2	4	0	0	1	0	0	0	13	59	0.95	0	0	0
Mar. 18	UAB		DNP																		
Mar. 20	at #15 Georgia*	*	L	5.0	3	6	1	2	7	0	1	1	1	0	0	23	102	0.97	0	0	0
Mar. 21	at #15 Georgia*		DNP																		
Mar. 22	at #15 Georgia*	*	L	2.0	6	6	6	1	2	1	0	0	1	0	0	12	46	1.47	0	0	0
Mar. 25	UT MARTIN	*	W	7.0	0	0	0	0	13	0	0	0	0	0	0	22	80	1.35	0	3	0
Mar. 28	#23 SOUTH CAROLINA*		DNP																		
Mar. 29	#23 SOUTH CAROLINA*	*	W	7.0	2	0	0	3	9	1	0	0	0	0	0	24	102	1.25	0	1	0
Mar. 30	#23 SOUTH CAROLINA*	*	S	5.0	3	1	1	0	5	0	0	1	0	0	0	19	64	1.26	0	1	0
Apr. 3	at #5 Florida*	*	L	6.0	1	2	2	3	3	0	0	1	0	0	0	22	86	1.32	0	1	0
Apr. 4	at #5 Florida*	--	--	2.0	2	1	1	1	1	0	0	0	1	0	0	10	34	1.36	0	0	0
Apr. 5	at #5 Florida*		L	0.2	2	1	1	0	0	0	0	0	0	1	0	6	21	1.42	0	0	0
Apr. 10	#8 ARKANSAS*	*	W	7.0	2	0	0	2	3	1	0	0	0	1	0	26	84	1.33	0	1	0
Apr. 11	#8 ARKANSAS*		DNP																		
Apr. 12	#8 ARKANSAS*	*	L	4.1	9	5	5	4	2	0	0	2	1	1	0	27	100	1.58	0	0	0
Apr. 17	at #12 Texas A&M*	*	L	3.0	4	3	3	3	1	0	0	2	1	0	0	16	65	1.71	0	1	0
Apr. 18	at #12 Texas A&M*		DNP																		
Apr. 19	at #12 Texas A&M*	*	L	1.0	8	7	7	1	0	0	0	1	0	1	0	13	35	2.09	0	0	0
Apr. 24	#20 LSU*																				
Apr. 25	#20 LSU*																				
Apr. 26	#20 LSU*																				
Apr. 30	at Ole Miss*																				
May 1	at Ole Miss*																				
May 2	at Ole Miss*																				

STANDOUT GAMES

	2026	CAREER
5+ Strikeouts	14	56
10+ Strikeouts	3	7
2-run or less CG	11	33

STREAKS

	ACTIVE	CAREER
Wins	--	9
Scoreless Innings	--	24.0

	ERA	W-L	APP	GS	CG	SHD	SV	IP	H	R	ER	BB	SO	2B	3B	HR	BF	B/AVG	WP	HP	PO	A	E	FLD
2023*	2.59	9-9	24	12	4	0	0	100.0	88	47	37	53	95	12	3	2	443	.238	16	6	2	25	0	1.000
2024*	3.00	12-5	33	17	6	2	3	121.1	97	58	52	71	126	10	4	9	538	.221	18	12	1	24	0	1.000
2025*	1.69	25-7	38	29	21	8	2	202.2	125	61	49	79	244	23	3	13	833	.173	12	14	4	24	3	.903
2026	2.09	14-9	30	21	11	8	3	124.0	76	44	37	37	146	6	1	11	493	.170	9	8	1	16	1	.944
TOTAL	2.24	60-30	125	79	42	18	8	548.0	386	210	175	240	611	51	11	35	2307	.195	55	40	8	89	4	.960

* at Chattanooga



4

ALYSSA FAIRCLOTH P

JUNIOR | L/L | 6-0 // NORTHPORT, ALA. (TUSCALOOSA COUNTY HS / TROY)

SEASON HIGHS

Innings	9.0	Tennessee, 3/13/26
Longest Start	9.0	Tennessee, 3/13/26
Longest Relief	5.0	at Texas A&M, 4/19/26
Longest Relief	4.2	at Florida, 4/5/26
Strikeouts	14	3x, last, UAB, 3/18/26
Walks	9	at Texas A&M, 4/18/26
Hits	7	2x, last, at Texas A&M, 4/19/26
Runs	5	Arkansas, 4/12/26
Earned Runs	5	Arkansas, 4/12/26
Pitch Count	122	at Texas A&M, 4/18/26
Putouts	1	3x, last, South Carolina, 3/28/26
Assists	2	Tennessee, 3/13/26

CAREER HIGHS

Innings	9.0	2x, last, Tennessee, 3/13/2
Longest Start	9.0	2x, last, Tennessee, 3/13/2
Shortest Start	0.1	South Alabama, 5/1/25
Longest Relief	5.0	2x, last, at Texas A&M, 4/19/26
Strikeouts	14	3x, last, UAB, 3/18/26
Walks	9	2x, last, at Texas A&M, 4/18/26
Hits	9	at Texas State, 4/6/24
Runs	9	at UAB, 4/15/25
Earned Runs	6	at Mississippi State, 3/1/24
Pitch Count	138	2x, last, Louisiana, 4/4/25
Putouts	1	7x, last, South Carolina, 3/28/26
Assists	2	7x, last, Tennessee, 3/13/26

NOTEWORTHY

- » Has made 29 appearances, including 16 starts, in the circle.
- » Softball America's No. 7 pitcher in April.
- » Leads the SEC with 195 strikeouts, which ranks eighth in the nation.
- » Also fifth nationally in strikeouts per seven innings (11.25) and No. 13 in saves (4).
- » Has struck out 45 batters looking.
- » Ranks fourth nationally in fielding independent pitching (1.47) and No. 19 in strikeout-to-walk ratio (4.64).
- » Struck out seven over 5.0 innings of relief at **No. 12 Texas A&M (4/19)**.
- » Threw 4.2 innings of scoreless relief, allowing only one hit at **No. 5 Florida (4/5)**.
- » Threw her eighth complete game of the season against **No. 23 South Carolina (3/28)**, striking out nine batters and making a diving catch on a bunt.
- » Tossed her seventh complete game of the season, striking out 11 batters without a walk at **No. 15 Georgia (3/21)**.
- » Struck out 14 against **UAB (3/18)** in her first solo shutout as a Bulldog.
- » Threw a career-high-tying 9.0 innings against **No. 1 Tennessee (3/13)** in her first SEC start while not allowing a run in the first 8.2 innings.
- » Struck out five of six hitters she faced to pick up a save against **SE Missouri (3/10)**.
- » Struck out six of the 10 hitters she faced in a 3.0 inning save vs. **New Mexico (3/7)**.
- » Threw a complete game at **South Alabama (3/6)**, striking out a career-high-tying 14 and allowing one run.
- » Struck out all three batters faced vs. **Wofford (2/27)**.
- » Struck out 11 at **Georgia Tech (2/25)**.
- » Retired 13 batters via strikeout against **Belmont (2/21)** while allowing just one run.
- » Threw a complete game against **Samford (2/20)**, striking out nine.
- » Tossed a complete game in the win over **Murray State (2/13)** while striking out nine.
- » Earned the save against **Southern Miss (2/10)**, striking out four in 2.0 innings.
- » Picked up a complete-game victory vs. **New Mexico (2/7)** while striking out a career-high 14 batters.

FAIRCLOTH'S GAME-BY-GAME STATS

DATE	OPPONENT	GS	DEC	IP	H	R	ER	BB	SO	2B	3B	HR	WP	HBP	IBB	BF	PC	ERA	PO	A	E
Feb. 5	at Baylor		DNP																		
Feb. 6	vs. Northwestern State	*	W	4.0	3	3	3	2	7	0	0	0	1	1	0	17	61	5.25	0	0	0
Feb. 6	vs. Wichita State		DNP																		
Feb. 7	vs. New Mexico	*	W	7.0	3	1	1	0	14	0	0	0	2	0	0	24	96	2.55	0	0	0
Feb. 10	SOUTHERN MISS		S	2.0	0	0	0	1	4	0	0	0	0	0	0	7	31	2.15	0	0	0
Feb. 13	MURRAY STATE	*	W	5.0	2	1	1	0	9	0	0	0	0	1	0	18	67	1.94	0	0	0
Feb. 13	RUTGERS		DNP																		
Feb. 14	RUTGERS	*	--	3.1	4	2	2	2	4	0	0	1	0	0	0	16	67	2.30	0	0	0
Feb. 14	NORTH TEXAS		DNP																		
Feb. 15	NORTH TEXAS		DNP																		
Feb. 18	MEMPHIS		DNP																		
Feb. 20	BELMONT	--	--	1.0	0	0	0	0	2	0	0	0	0	0	0	3	14	2.19	0	0	0
Feb. 20	SAMFORD	*	W	7.0	4	2	2	1	9	0	0	1	0	1	0	26	91	2.15	1	1	0
Feb. 21	BELMONT	*	W	5.2	5	1	1	1	13	1	1	0	0	0	0	22	84	2.00	0	0	0
Feb. 21	DELAWARE STATE		DNP																		
Feb. 22	DELAWARE STATE																				
Feb. 25	at Georgia Tech	*	W	5.1	5	2	2	0	11	1	0	2	0	0	0	21	81	2.08	0	0	0
Feb. 27	vs. Wofford	--	--	1.0	0	0	0	0	3	0	0	0	0	0	0	3	10	2.03	0	0	0
Feb. 28	vs. Georgia Southern		DNP																		
Feb. 28	at #25 Clemson	*	L	4.0	3	3	3	3	7	2	0	0	1	0	0	18	76	2.32	0	0	0
Mar. 1	at #25 Clemson	--	--	1.2	0	0	0	0	1	0	0	0	0	1	0	6	23	2.23	0	0	0
Mar. 4	at UAB		DNP																		
Mar. 6	vs. New Mexico		DNP																		
Mar. 6	at South Alabama	*	W	7.0	3	1	1	2	14	0	0	1	1	1	0	26	117	2.07	0	1	0
Mar. 7	vs. New Mexico		S	3.0	0	0	0	1	6	0	0	0	0	0	0	10	42	1.96	0	0	0
Mar. 7	vs. Samford		DNP																		
Mar. 8	at South Alabama		S	2.0	1	0	0	0	3	0	0	0	0	1	0	8	28	1.90	0	0	0
Mar. 10	SOUTHEAST MISSOURI		DNP																		
Mar. 10	SOUTHEAST MISSOURI		S	2.0	0	0	0	0	5	0	0	0	0	0	0	6	24	1.84	0	0	0
Mar. 13	#1 TENNESSEE*	*	L	9.0	6	3	0	1	9	1	0	1	0	0	0	32	116	1.6	1	2	0
Mar. 14	#1 TENNESSEE*		DNP																		
Mar. 15	#1 TENNESSEE*	--	--	1.0	1	0	0	1	2	0	0	0	0	0	0	5	22	1.58	0	0	0
Mar. 18	UAB	*	W	7.0	2	0	0	4	14	0	0	0	1	0	0	26	95	1.44	0	1	0
Mar. 20	at #15 Georgia*		DNP																		
Mar. 21	at #15 Georgia*	*	W	7.0	5	2	2	0	11	0	0	1	1	0	0	28	107	1.48	0	0	0
Mar. 22	at #15 Georgia*	--	--	2.0	1	0	0	1	4	0	0	0	0	0	0	8	33	1.45	0	0	0
Mar. 25	UT MARTIN		DNP																		
Mar. 28	#23 SOUTH CAROLINA*	*	L	7.0	7	2	2	0	9	2	0	0	0	1	0	29	110	1.49	1	0	0
Mar. 29	#23 SOUTH CAROLINA*		DNP																		
Mar. 30	#23 SOUTH CAROLINA*	--	--	1.0	2	2	2	2	2	2	1	0	0	0	0	6	27	1.62	0	0	0
Apr. 3	at #5 Florida*		DNP																		
Apr. 4	at #5 Florida*	*	W	5.0	5	4	4	2	9	0	0	1	1	0	0	22	94	1.82	0	0	0
Apr. 5	at #5 Florida*	--	--	4.2	1	0	0	2	6	0	0	0	0	0	0	17	80	1.74	0	0	0
Apr. 10	#8 ARKANSAS*		DNP																		
Apr. 11	#8 ARKANSAS*	*	L	4.1	3	4	4	3	3	0	0	0	0	0	0	18	87	1.93	0	0	0
Apr. 12	#8 ARKANSAS*	--	--	2.0	4	5	5	4	2	1	0	0	3	0	0	14	51	2.21	0	0	0
Apr. 17	at #12 Texas A&M*		DNP																		
Apr. 18	at #12 Texas A&M*	*	L	5.1	2	4	4	9	5	0	0	0	1	2	0	29	122	2.35	0	1	0
Apr. 19	at #12 Texas A&M*	--	--	5.0	7	3	3	0	7	1	0	1	4	0	0	21	78	2.42	0	0	0
Apr. 24	#20 LSU*																				
Apr. 25	#20 LSU*																				
Apr. 26	#20 LSU*																				
Apr. 30	at Ole Miss*																				
May 1	at Ole Miss*																				
May 2	at Ole Miss*																				

STANDOUT GAMES

	2026	CAREER
5+ Strikeouts	17	34
10+ Strikeouts	5	6
2-run or less CG	6	15

STREAKS

	ACTIVE	CAREER
Wins	--	5
Scoreless Innings	2.2	21.2

	ERA	W-L	APP	GS	CG	SHO	SV	IP	H	R	ER	BB	SO	2B	3B	HR	BF	B/AVG	WP	HP	PO	A	E	FLD
2024*	4.61	7-3	19	9	1	1	0	54.2	62	40	36	41	47	11	1	5	275	.286	5	8	0	6	0	1.000
2025*	2.87	15-8	34	29	9	4	1	153.2	110	84	63	90	150	18	1	6	690	.198	20	25	4	19	0	1.000
2026	2.42	10-5	29	16	8	1	4	121.1	79	45	42	42	195	10	1	9	486	.185	16	9	3	6	0	1.000
TOTAL	2.99	32-16	82	54	18	6	5	329.2	251	169	141	173	392	39	3	20	1451	.210	41	42	7	31	0	1.000

* at Troy



5

ALLY SUPAN UTL

FRESHMAN | R/R | 5-4 // PHENIX CITY, ALA. (CENTRAL HS)

SEASON HIGHS

At-Bats	2	at Texas A&M, 4/18/26
Hits		
Runs Scored	1	14x, last, at Florida, 4/5/26
Runs Batted In		
Doubles		
Triples		
Home Runs		
Walks		
Stolen Bases	1	vs. New Mexico, 3/6/26
Putouts	2	at Texas A&M, 4/18/26
Assists	1	2x, last, at Texas A&M, 4/18/26
Hitting Streak		

CAREER HIGHS

At-Bats	2	at Texas A&M, 4/18/26
Hits		
Runs Scored	1	14x, last, at Florida, 4/5/26
Runs Batted In		
Doubles		
Triples		
Home Runs		
Walks		
Stolen Bases	1	vs. New Mexico, 3/6/26
Putouts	2	at Texas A&M, 4/18/26
Assists	1	2x, last, at Texas A&M, 4/18/26
Hitting Streak		

NOTEWORTHY

- » Has played in 35 games, primarily as a pinch runner.
- » Has scored 14 times.
- » Made a diving catch at **No. 12 Texas A&M (4/18)** after entering as a pinch hitter.
- » Scored the tying run off the bench in the top of the seventh at **No. 5 Florida (4/5)**.
- » Scored the game-winning run as a pinch runner against **No. 23 South Carolina (3/29)**.
- » Stole a base vs. **New Mexico (3/6)**.
- » Pinch hit against **Rutgers (2/13)** and played as a defensive replacement against **Delaware State (2/21)**.
- » Came on as a defensive replacement at second base vs. **New Mexico (2/7)**.
- » Scored the tying run vs. **Wichita State (2/6)** to send the game to extra innings.
- » Considered the No. 12 utility player in the class by Extra Inning Softball.
- » Named 7A Hitter of the Year and OA News Hitter of the Year as a junior after breaking the school record with 77 RBIs.
- » Also played flag football Central High School, winning the school's first two state championships and reaching a No. 1 national ranking in 2024.

SUPAN'S GAME-BY-GAME STATS

DATE	OPPONENT	POS	AB	R	H	RBI	2B	3B	HR	BB	SB	CS	HBP	SH	SF	GDP	K	PO	A	E	AVG	
Feb. 5	at Baylor	PR	0	0	0	0	0	0	0	0	0	0	0	0	0	0	0	0	0	0	0	--
Feb. 6	vs. Northwestern State	PR	0	1	0	0	0	0	0	0	0	0	0	0	0	0	0	0	0	0	0	--
Feb. 6	vs. Wichita State	PR	0	1	0	0	0	0	0	0	0	0	0	0	0	0	0	0	0	0	0	--
Feb. 7	vs. New Mexico	2B	0	0	0	0	0	0	0	0	0	0	0	0	0	0	0	1	0	0	0	--
Feb. 10	SOUTHERN MISS	PR	0	1	0	0	0	0	0	0	0	0	0	0	0	0	0	0	0	0	0	--
Feb. 13	MURRAY STATE	PR	0	1	0	0	0	0	0	0	0	0	0	0	0	0	0	0	0	0	0	--
Feb. 13	RUTGERS	PH	1	0	0	0	0	0	0	0	0	0	0	0	0	0	0	0	0	0	0	.000
Feb. 14	RUTGERS	PR	0	0	0	0	0	0	0	0	0	0	0	0	0	0	0	0	0	0	0	.000
Feb. 14	NORTH TEXAS	PR	0	0	0	0	0	0	0	0	0	0	0	0	0	0	0	0	0	0	0	.000
Feb. 15	NORTH TEXAS	DNP																				
Feb. 18	MEMPHIS	PR	0	1	0	0	0	0	0	0	0	0	0	0	0	0	0	0	0	0	0	.000
Feb. 20	BELMONT	DNP																				
Feb. 20	SAMFORD	PR	0	1	0	0	0	0	0	0	0	0	0	0	0	0	0	0	0	0	0	.000
Feb. 21	BELMONT	DNP																				
Feb. 21	DELAWARE STATE	2B	1	0	0	0	0	0	0	0	0	0	0	0	0	0	0	0	1	0	0	.000
Feb. 22	DELAWARE STATE																					
Feb. 25	at Georgia Tech	PR	0	1	0	0	0	0	0	0	0	0	0	0	0	0	0	0	0	0	0	.000
Feb. 27	vs. Wolford	DNP																				
Feb. 28	vs. Georgia Southern	DNP																				
Feb. 28	at #25 Clemson	PR	0	0	0	0	0	0	0	0	0	0	0	0	0	0	0	0	0	0	0	.000
Mar. 1	at #25 Clemson	PR	0	1	0	0	0	0	0	0	0	0	0	0	0	0	0	0	0	0	0	.000
Mar. 4	at UAB	PR	0	1	0	0	0	0	0	0	0	0	0	0	0	0	0	0	0	0	0	.000
Mar. 6	vs. New Mexico	PR	0	0	0	0	0	0	0	0	1	0	0	0	0	0	0	0	0	0	0	.000
Mar. 6	at South Alabama	DNP																				
Mar. 7	vs. New Mexico	DNP																				
Mar. 7	vs. Samford	DNP																				
Mar. 8	at South Alabama	PR	0	1	0	0	0	0	0	0	0	0	0	0	0	0	0	0	0	0	0	.000
Mar. 10	SOUTHEAST MISSOURI	PH	1	0	0	0	0	0	0	0	0	0	0	0	0	0	0	0	0	0	0	.000
Mar. 10	SOUTHEAST MISSOURI	PR	0	1	0	0	0	0	0	0	0	0	0	0	0	0	0	0	0	0	0	.000
Mar. 13	#1 TENNESSEE*	PR	0	0	0	0	0	0	0	0	0	0	0	0	0	0	0	0	0	0	0	.000
Mar. 14	#1 TENNESSEE*	PH	0	0	0	0	0	0	0	0	0	1	0	0	0	0	0	0	0	0	0	.000
Mar. 15	#1 TENNESSEE*	DNP																				
Mar. 18	UAB	PR	0	0	0	0	0	0	0	0	0	0	0	0	0	0	0	0	0	0	0	.000
Mar. 20	at #15 Georgia*	DNP																				
Mar. 21	at #15 Georgia*	PR	0	0	0	0	0	0	0	0	0	0	0	0	0	0	0	0	0	0	0	.000
Mar. 22	at #15 Georgia*	PR	0	0	0	0	0	0	0	0	0	0	0	0	0	0	0	0	0	0	0	.000
Mar. 25	UT MARTIN	PR	0	1	0	0	0	0	0	0	0	0	0	0	0	0	0	0	0	0	0	.000
Mar. 28	#23 SOUTH CAROLINA*	DNP																				
Mar. 29	#23 SOUTH CAROLINA*	PR	0	1	0	0	0	0	0	0	0	0	0	0	0	0	0	0	0	0	0	.000
Mar. 30	#23 SOUTH CAROLINA*	PR	0	0	0	0	0	0	0	0	0	0	0	0	0	0	0	0	0	0	0	.000
Apr. 3	at #5 Florida*	PR	0	0	0	0	0	0	0	0	0	0	0	0	0	0	0	0	0	0	0	.000
Apr. 4	at #5 Florida*	PR	0	0	0	0	0	0	0	0	0	0	0	0	0	0	0	0	0	0	0	.000
Apr. 5	at #5 Florida*	PR	0	1	0	0	0	0	0	0	0	0	0	0	0	0	0	0	0	0	0	.000
Apr. 10	#8 ARKANSAS*	PR	0	0	0	0	0	0	0	0	0	0	0	0	0	0	0	0	0	0	0	.000
Apr. 11	#8 ARKANSAS*	DNP																				.000
Apr. 12	#8 ARKANSAS*	DNP																				.000
Apr. 17	at #12 Texas A&M*	PH	1	0	0	0	0	0	0	0	0	0	0	0	0	0	0	1	0	0	0	.000
Apr. 18	at #12 Texas A&M*	PH/2B	2	0	0	0	0	0	0	0	0	0	0	0	0	0	0	0	2	1	0	.000
Apr. 19	at #12 Texas A&M*	PH	1	0	0	0	0	0	0	0	0	0	0	0	0	0	0	0	0	0	0	.000
Apr. 24	#20 LSU*																					
Apr. 25	#20 LSU*																					
Apr. 26	#20 LSU*																					
Apr. 30	at Ole Miss*																					
May 1	at Ole Miss*																					
May 2	at Ole Miss*																					

MULTI-HIT GAMES

	2	3	4	5+	TOTAL
2026	--	--	--	--	0
TOTAL	--	--	--	--	0

MULTI-RBI GAMES

	2	3	4	5+	TOTAL
2026	--	--	--	--	0
TOTAL	--	--	--	--	0

	AVG	GP-GS	AB	R	H	2B	3B	HR	RBI	TB	SLG	BB	HBP	SO	GDP	OBP	SF	SH	SB-ATT	PO	A	E	FLD
2026	.000	35-0	7	14	0	0	0	0	0	0	.000	0	1	1	0	.125	0	0	1-1	3	2	0	1.000
TOTAL	.000	35-0	7	14	0	0	0	0	0	0	.000	0	1	1	0	.125	0	0	1-1	3	2	0	1.000



6 CARSON SMITH INF

FRESHMAN | R/R | 5-0 // MENDENHALL, MISS. (HARTFIELD ACADEMY)

SEASON HIGHS

At-Bats	2	Delaware State, 2/21/26
Hits	1	Delaware State, 2/21/26
Runs Scored	1	Delaware State, 2/21/26
Runs Batted In	2	Delaware State, 2/21/26
Doubles	1	Delaware State, 2/21/26
Triples		
Home Runs		
Walks		
Stolen Bases		
Putouts	1	Delaware State, 2/21/26
Assists	1	Delaware State, 2/21/26
Hitting Streak	1 gm	2/21/26, Delaware State to current

CAREER HIGHS

At-Bats	2	Delaware State, 2/21/26
Hits	1	Delaware State, 2/21/26
Runs Scored	1	Delaware State, 2/21/26
Runs Batted In	2	Delaware State, 2/21/26
Doubles	1	Delaware State, 2/21/26
Triples		
Home Runs		
Walks		
Stolen Bases		
Putouts	1	Delaware State, 2/21/26
Assists	1	Delaware State, 2/21/26
Hitting Streak	1 gm	2/21/26, Delaware State to current

NOTEWORTHY

- » Has played in two games.
- » Pinch ran at **South Alabama (3/8)**.
- » Made her collegiate debut against **Delaware State (2/21)** delivering a two-run double after entering as a defensive replacement.
- » Ranked No. 36 overall in the class by Extra Inning Softball and the No. 13 middle infielder.
- » Batted .534 with career-high 24 stolen bases and six homers and was named a MAIS All-Star in her senior season.

SMITH'S GAME-BY-GAME STATS

DATE	OPPONENT	POS	AB	R	H	RBI	2B	3B	HR	BB	SB	CS	HBP	SH	SF	GDP	K	PO	A	E	AVG	
Feb. 5	at Baylor		DNP																			
Feb. 6	vs. Northwestern State		DNP																			
Feb. 6	vs. Wichita State		DNP																			
Feb. 7	vs. New Mexico		DNP																			
Feb. 10	SOUTHERN MISS		DNP																			
Feb. 13	MURRAY STATE		DNP																			
Feb. 13	RUTGERS		DNP																			
Feb. 14	RUTGERS		DNP																			
Feb. 14	NORTH TEXAS		DNP																			
Feb. 15	NORTH TEXAS		DNP																			
Feb. 18	MEMPHIS		DNP																			
Feb. 20	BELMONT		DNP																			
Feb. 20	SAMFORD		DNP																			
Feb. 21	BELMONT		DNP																			
Feb. 21	DELAWARE STATE	3B	2	1	1	2	1	0	0	0	0	0	0	0	0	0	0	1	1	0	.500	
Feb. 22	DELAWARE STATE																					
Feb. 25	at Georgia Tech		DNP																			
Feb. 27	vs. Wofford		DNP																			
Feb. 28	vs. Georgia Southern		DNP																			
Feb. 28	at #25 Clemson		DNP																			
Mar. 1	at #25 Clemson		DNP																			
Mar. 4	at UAB		DNP																			
Mar. 6	vs. New Mexico		DNP																			
Mar. 6	at South Alabama		DNP																			
Mar. 7	vs. New Mexico		DNP																			
Mar. 7	vs. Samford		DNP																			
Mar. 8	at South Alabama	PR	0	0	0	0	0	0	0	0	0	0	0	0	0	0	0	0	0	0	.500	
Mar. 10	SOUTHEAST MISSOURI		DNP																			
Mar. 10	SOUTHEAST MISSOURI		DNP																			
Mar. 13	#1 TENNESSEE*		DNP																			
Mar. 14	#1 TENNESSEE*		DNP																			
Mar. 15	#1 TENNESSEE*		DNP																			
Mar. 18	UAB		DNP																			
Mar. 20	at #15 Georgia*		DNP																			
Mar. 21	at #15 Georgia*		DNP																			
Mar. 22	at #15 Georgia*		DNP																			
Mar. 25	UT MARTIN		DNP																			
Mar. 28	#23 SOUTH CAROLINA*		DNP																			
Mar. 29	#23 SOUTH CAROLINA*		DNP																			
Mar. 30	#23 SOUTH CAROLINA*		DNP																			
Apr. 3	at #5 Florida*		DNP																			
Apr. 4	at #5 Florida*		DNP																			
Apr. 5	at #5 Florida*		DNP																			
Apr. 10	#8 ARKANSAS*		DNP																			
Apr. 11	#8 ARKANSAS*		DNP																			
Apr. 12	#8 ARKANSAS*		DNP																			
Apr. 17	at #12 Texas A&M*		DNP																			
Apr. 18	at #12 Texas A&M*		DNP																			
Apr. 19	at #12 Texas A&M*		DNP																			
Apr. 24	#20 LSU*																					
Apr. 25	#20 LSU*																					
Apr. 26	#20 LSU*																					
Apr. 30	at Ole Miss*																					
May 1	at Ole Miss*																					
May 2	at Ole Miss*																					

MULTI-HIT GAMES

	2	3	4	5+	TOTAL
2026	--	--	--	--	0
TOTAL	--	--	--	--	0

MULTI-RBI GAMES

	2	3	4	5+	TOTAL
2026	1	--	--	--	1
TOTAL	1	--	--	--	1

	AVG	GP-GS	AB	R	H	2B	3B	HR	RBI	TB	SLG	BB	HBP	SO	GDP	OBP	SF	SH	SB-ATT	PO	A	E	FLD
2026	.500	2-0	2	1	1	1	0	0	2	2	1.000	0	0	0	0	.500	0	0	0-0	1	1	0	1.000
TOTAL	.500	2-0	2	1	1	1	0	0	2	2	1.000	0	0	0	0	.500	0	0	0-0	1	1	0	1.000



7 GABBY SCHAEFFER INF

FRESHMAN | R/R | 5-7 // MONROE, N.Y. (MONROE-WOODBURY HS)

SEASON HIGHS

At-Bats	4	at Georgia, 3/20/26
Hits	2	2x, last, Belmont, 2/21/26
Runs Scored	2	4x, last, UT Martin, 3/25/26
Runs Batted In	2	Delaware State, 2/21/26
Doubles	1	3x, last, Arkansas, 4/11/26
Triples		
Home Runs	1	4x, last, Tennessee, 3/15/26
Walks	1	6x, last, UT Martin, 3/25/26
Stolen Bases	1	7x, last, South Carolina, 3/30/26
Putouts	3	2x, last, South Carolina, 3/28/26
Assists	3	6x, last, at Texas A&M, 4/17/26
Hitting Streak	3 gm	2/20/26, Samford to 2/21/26, Delaware State

CAREER HIGHS

At-Bats	4	at Georgia, 3/20/26
Hits	2	2x, last, Belmont, 2/21/26
Runs Scored	2	4x, last, UT Martin, 3/25/26
Runs Batted In	2	Delaware State, 2/21/26
Doubles	1	3x, last, Arkansas, 4/11/26
Triples		
Home Runs	1	4x, last, Tennessee, 3/15/26
Walks	1	6x, last, UT Martin, 3/25/26
Stolen Bases	1	7x, last, South Carolina, 3/30/26
Putouts	3	2x, last, South Carolina, 3/28/26
Assists	3	6x, last, at Texas A&M, 4/17/26
Hitting Streak	3 gm	2/20/26, Samford to 2/21/26, Delaware State

NOTEWORTHY

- » Has played in 40 games, making 28 starts at second base.
- » Batting .254 (15-for-59) on the year.
- » Fourth on the team in runs scored (20).
- » Doubled in her lone at-bat against **No. 8 Arkansas (4/11)**.
- » Stole a base and scored against **No. 23 South Carolina (3/30)**.
- » Recorded her sixth stolen base of the season against **UT Martin (3/25)** after reaching base in every plate appearance.
- » Hit a solo home against **No. 1 Tennessee (3/15)**.
- » Homered against **SE Missouri (3/10)**.
- » hit a solo homer **vs. Samford (3/7)** after entering as a defensive replacement.
- » Reached twice and stole a base **vs. Wofford (2/27)**.
- » Hit first career home run against **Delaware State (2/22)**.
- » Went 2-for-2 with a double, a walk and two runs scored against **Samford (2/20)**.
- » Also had a multi-hit effort against **Belmont (2/21)**.
- » Picked up an RBI single against **North Texas (2/15)** and stole a base.
- » Singled home a run against **Murray State (2/13)**.
- » First career hit was a double against **Southern Miss (2/10)** and later scored the game's first run.
- » Drove in a run and stole a base in her first career start **vs. New Mexico (2/7)**.
- » Tabbed to Softball America's Freshman Watch List.
- » Hit .367 in MSU's Fall World Series, including a three-hit game in Game 2.
- » Won consecutive NYS State Championships in 2022 and 2023.
- » Earned her second straight NYS All-Star of the Year honor after hitting .526 as a junior.

SCHAEFFER'S GAME-BY-GAME STATS

DATE	OPPONENT	POS	AB	R	H	RBI	2B	3B	HR	BB	SB	CS	HBP	SH	SF	GDP	K	PO	A	E	AVG
Feb. 5	at Baylor	PH	1	0	0	0	0	0	0	0	0	0	0	0	0	0	1	0	0	0	.000
Feb. 6	vs. Northwestern State	PR	0	0	0	0	0	0	0	0	0	0	0	0	0	0	0	0	0	0	.000
Feb. 6	vs. Wichita State	PR	0	0	0	0	0	0	0	0	0	0	0	0	0	0	0	0	0	0	.000
Feb. 7	vs. New Mexico	*2B/DP	2	0	0	1	0	0	0	1	0	0	1	0	0	0	0	1	0	0	.000
Feb. 10	SOUTHERN MISS	*2B	2	1	1	0	1	0	0	0	0	0	0	0	0	0	0	1	1	0	.200
Feb. 13	MURRAY STATE	*2B	3	0	1	1	0	0	0	0	0	1	0	0	0	0	0	1	0	0	.250
Feb. 13	RUTGERS	*2B	1	1	0	0	0	0	0	0	0	2	0	0	0	0	1	1	3	0	.222
Feb. 14	RUTGERS	*2B	2	1	0	0	0	0	0	0	0	0	0	0	0	0	1	1	1	0	.182
Feb. 14	NORTH TEXAS	*2B	1	0	0	0	0	0	0	0	0	0	0	2	0	0	0	0	3	0	.167
Feb. 15	NORTH TEXAS	*2B	3	2	1	1	0	0	0	0	1	0	0	0	0	0	0	1	0	0	.200
Feb. 18	MEMPHIS	*2B	2	1	1	0	0	0	0	0	0	0	0	0	0	0	0	0	0	0	.235
Feb. 20	BELMONT	*2B	1	0	0	0	0	0	0	0	0	0	0	0	0	0	1	1	0	0	.222
Feb. 20	SAMFORD	*2B	2	2	2	0	1	0	0	1	0	0	0	0	0	0	0	1	1	0	.300
Feb. 21	BELMONT	*2B	3	0	2	0	0	0	0	0	0	0	0	0	0	0	0	0	0	0	.348
Feb. 21	DELAWARE STATE	*2B	1	2	1	2	0	0	1	1	0	0	0	0	0	0	0	0	1	0	.375
Feb. 22	DELAWARE STATE																				
Feb. 25	at Georgia Tech	*2B	1	0	0	0	0	0	0	1	0	0	0	0	0	0	0	1	0	1	.360
Feb. 27	vs. Wofford	*2B	2	1	1	0	0	0	0	1	0	1	0	1	0	0	0	0	1	0	.370
Feb. 28	vs. Georgia Southern	*2B	1	1	0	0	0	0	0	1	0	0	0	0	0	0	0	0	1	0	.357
Feb. 28	at #25 Clemson	*2B	1	0	0	0	0	0	0	0	0	0	0	0	0	0	1	1	1	0	.345
Mar. 1	at #25 Clemson	DNP																			
Mar. 4	at UAB	DNP																			
Mar. 6	vs. New Mexico	DNP																			
Mar. 6	at South Alabama	DNP																			
Mar. 7	vs. New Mexico	PR	0	1	0	0	0	0	0	0	1	0	0	0	0	0	0	0	0	0	.345
Mar. 7	vs. Samford	2B	1	1	1	1	0	0	1	0	0	0	0	0	0	0	0	0	1	0	.367
Mar. 8	at South Alabama	PH	1	0	0	0	0	0	0	0	0	0	0	0	0	0	0	1	0	0	.355
Mar. 10	SOUTHEAST MISSOURI	PR/SS	1	0	0	0	0	0	0	0	1	0	0	0	0	0	0	1	0	0	.344
Mar. 10	SOUTHEAST MISSOURI	2B	3	1	1	1	0	0	0	0	0	0	0	0	0	0	0	0	3	0	.343
Mar. 13	#1 TENNESSEE*	*2B	2	0	0	0	0	0	0	0	0	0	0	0	0	0	0	1	1	2	.324
Mar. 14	#1 TENNESSEE*	PH	1	0	0	0	0	0	0	0	0	0	0	0	0	0	0	0	0	0	.316
Mar. 15	#1 TENNESSEE*	*2B	1	1	1	1	0	0	1	1	0	1	0	0	0	0	0	1	2	0	.333
Mar. 18	UAB	*2B	2	0	0	0	0	0	0	0	0	0	0	0	0	0	0	3	0	0	.317
Mar. 20	at #15 Georgia*	*2B	4	0	0	0	0	0	0	0	0	0	0	0	0	0	0	1	1	1	.289
Mar. 21	at #15 Georgia*	DNP																			
Mar. 22	at #15 Georgia*	*2B	2	0	0	0	0	0	0	0	0	0	0	0	0	0	1	2	3	0	.277
Mar. 25	UT MARTIN	*2B	1	2	1	1	0	0	1	1	0	0	0	0	0	0	0	0	1	0	.292
Mar. 28	#23 SOUTH CAROLINA*	*2B	2	0	0	0	0	0	0	0	0	0	0	0	0	0	2	3	2	0	.280
Mar. 29	#23 SOUTH CAROLINA*	DNP																			
Mar. 30	#23 SOUTH CAROLINA*	PR	0	1	0	0	0	0	0	0	1	0	0	0	0	0	0	0	0	0	.280
Apr. 3	at #5 Florida*	DNP																			
Apr. 4	at #5 Florida*	PR	0	0	0	0	0	0	0	0	0	0	0	0	0	0	0	0	0	0	.280
Apr. 5	at #5 Florida*	DNP																			
Apr. 10	#8 ARKANSAS*	PH/2B	2	0	0	0	0	0	0	0	0	0	0	0	0	0	0	0	0	0	.269
Apr. 11	#8 ARKANSAS*	*2B	1	0	1	0	1	0	0	0	0	0	0	0	0	0	0	1	1	0	.283
Apr. 12	#8 ARKANSAS*	*2B	2	0	0	0	0	0	0	0	0	0	0	0	0	0	0	2	3	0	.273
Apr. 17	at #12 Texas A&M*	*2B	3	0	0	0	0	0	0	0	0	0	0	0	0	0	0	0	3	0	.259
Apr. 18	at #12 Texas A&M*	*2B	1	0	0	0	0	0	0	0	0	0	0	0	0	0	1	1	1	0	.254
Apr. 19	at #12 Texas A&M*	PR	0	1	0	0	0	0	0	0	0	0	0	0	0	0	0	0	0	0	.254
Apr. 24	#20 LSU*																				
Apr. 25	#20 LSU*																				
Apr. 26	#20 LSU*																				
Apr. 30	at Ole Miss*																				
May 1	at Ole Miss*																				
May 2	at Ole Miss*																				

MULTI-HIT GAMES

	2	3	4	5+	TOTAL
2026	2	--	--	--	2
TOTAL	2	--	--	--	2

MULTI-RBI GAMES

	2	3	4	5+	TOTAL
2026	1	--	--	--	1
TOTAL	1	--	--	--	1

	AVG	GP-BS	AB	R	H	2B	3B	HR	RBI	TB	SLG	BB	HBP	SO	GDP	OBP	SF	SH	SB-ATT	PO	A	E	FLD
2026	.254	40-28	59	20	15	3	0	4	9	30	.508	6	4	12	0	.362	0	2	7-9	26	36	1	.984
TOTAL	.254	40-28	59	20	15	3	0	4	9	30	.508	6	4	12	0	.362	0	2	7-9	26	36	1	.984



9 KIARRA SELLS UT

SENIOR | R/R | 5-6 // JASPER, TEXAS (JASPER HS)

SEASON HIGHS

At-Bats	4	9x, last, South Carolina, 3/28/26
Hits	3	3x, last, at Clemson, 3/1/26
Runs Scored	2	12x, last, UT Martin, 3/25/26
Runs Batted In	3	5x, last, UT Martin, 3/25/26
Doubles	1	12x, last, at Florida, 4/5/26
Triples		
Home Runs	2	at South Alabama, 3/8/26
Walks	3	2x, last, at Georgia, 3/22/26
Stolen Bases	2	vs. Wofford, 2/27/26
Putouts	2	3x, last, at Florida, 4/4/26
Assists	1	vs. Wichita State, 2/6/26
Hitting Streak	12 gm	2/20/26, Samford to 3/7/26, vs. Samford

CAREER HIGHS

At-Bats	4	16x, last, South Carolina, 3/28/26
Hits	3	3x, last, at Clemson, 3/1/26
Runs Scored	2	22x, last, UT Martin, 3/25/26
Runs Batted In	4	2x, last, Missouri, 4/13/25
Doubles	1	20x, last, at Florida, 4/5/26
Triples		
Home Runs	2	2x, last, at South Alabama, 3/8/26
Walks	3	3x, last, at Georgia, 3/22/26
Stolen Bases	2	vs. Wofford, 2/27/26
Putouts	5	Ole Miss, 5/3/25
Assists	2	vs. Tulsa, 2/24/23
Hitting Streak	12 gm	2/20/26, Samford to 3/7/26, vs. Samford

NOTEWORTHY

- » Has started all 48 games in right field.
- » Softball America's No. 24 outfielder in April.
- » Leads the team with a .384 (48-for-125) average.
- » Also leads the team in slugging percentage, on-base percentage, runs, doubles, home runs, total bases, walks and stolen bases.
- » Second on the team in RBIs (29).
- » Riding a career-long 17-game reached base streak with 18 walks or hit-by-pitches during the streak.
- » Homered and doubled in the series finale at No. 5 Florida (4/5) and finished the series with a 1.725 OPS.
- » Opened the series against the Gators (4/3) with a leadoff double.
- » Singled and walked against No. 23 South Carolina (3/29).
- » Reached base in all three plate appearances against UT Martin (3/25), hitting a two-run home run and RBI double.
- » Drew three walks in the series finale at No. 15 Georgia (3/22).
- » Hit the game-tying home run against the Bulldogs (3/21).
- » Drove in three runs with a pair of homers at South Alabama (3/8).
- » Collected three hits, including a home run, in the run-rule win at No. 25 Clemson (3/1).
- » Hit a three-run homer vs. Georgia Southern (2/28).
- » Went 3-for-4 vs. Wofford (2/27) while stealing twice.
- » Doubled and homered at Georgia Tech (2/25).
- » Doubled, walked, stole a base and scored twice against Delaware State (2/22).
- » Drove in three runs against Samford (2/20) and added a double.
- » Hit a three-run homer against Memphis (2/18) with a single, walk and stolen base.
- » Collected a career-high three hits vs. New Mexico (2/7) with a double.
- » Hit a two-run homer on Opening Day at Baylor (2/5) and was hit by a pitch.

SELLS' GAME-BY-GAME STATS

DATE	OPPONENT	POS	AB	R	H	RBI	2B	3B	HR	BB	SB	CS	HBP	SH	SF	GDP	K	PO	A	E	AVG	
Feb. 5	at Baylor	*RF/DP	2	1	1	2	0	0	1	1	0	0	1	0	0	0	1	0	0	0	0	.500
Feb. 6	vs. Northwestern State	*RF/DP	3	2	1	0	0	0	0	1	1	0	0	0	0	0	1	0	0	0	0	.400
Feb. 6	vs. Wichita State	*RF/DP	4	0	0	0	0	0	0	0	0	0	0	0	0	0	1	2	1	0	0	.222
Feb. 7	vs. New Mexico	*RF	4	2	3	0	1	0	0	0	0	0	0	0	0	0	0	0	0	0	0	.385
Feb. 10	SOUTHERN MISS	*RF/DP	3	0	1	0	0	0	0	0	0	0	0	0	0	0	0	0	0	0	0	.375
Feb. 13	MURRAY STATE	*RF/DP	2	1	0	0	0	0	1	0	0	0	0	0	0	0	0	0	0	0	0	.333
Feb. 13	RUTGERS	*RF/DP	3	2	1	2	0	0	1	1	1	0	0	0	0	0	0	0	0	0	0	.333
Feb. 14	RUTGERS	*RF	3	1	2	0	0	0	0	0	0	1	0	0	0	0	0	0	0	0	0	.375
Feb. 14	NORTH TEXAS	*RF/DP	4	1	2	1	0	0	1	0	0	0	0	0	0	0	1	0	0	0	0	.393
Feb. 15	NORTH TEXAS	*RF	2	0	0	0	0	0	0	1	0	0	0	0	0	0	0	0	0	0	0	.367
Feb. 18	MEMPHIS	*RF	2	1	2	3	0	0	1	1	1	0	0	0	0	0	0	0	0	0	0	.406
Feb. 20	BELMONT	*RF/DP	3	0	0	0	0	0	0	0	0	0	0	0	0	0	2	0	0	0	0	.371
Feb. 20	SAMFORD	*RF	2	1	1	3	1	0	0	1	0	0	0	1	0	0	0	0	0	0	0	.378
Feb. 21	BELMONT	*RF/DP	2	2	2	0	1	0	0	0	1	0	1	0	0	0	0	0	0	0	0	.410
Feb. 21	DELAWARE STATE	*RF	1	2	1	1	1	0	0	1	1	0	0	0	0	0	0	0	0	0	0	.425
Feb. 22	DELAWARE STATE																					
Feb. 25	at Georgia Tech	*RF/DP	4	2	2	2	1	0	1	0	0	0	0	0	0	0	1	1	0	0	0	.432
Feb. 27	vs. Wofford	*RF/DP	4	2	3	0	0	0	0	2	0	0	0	0	0	0	0	1	0	0	0	.458
Feb. 28	vs. Georgia Southern	*RF	2	1	1	3	0	0	1	1	0	0	0	0	0	0	0	0	0	0	0	.460
Feb. 28	at #25 Clemson	*RF/DP	3	0	1	0	1	0	0	0	0	0	0	0	0	0	1	0	0	0	0	.453
Mar. 1	at #25 Clemson	*RF/DP	4	2	3	1	0	0	0	0	0	0	0	0	0	0	0	0	0	0	0	.474
Mar. 4	at UAB	*RF/DP	3	0	1	0	1	0	0	1	0	0	0	0	0	0	0	0	0	0	0	.467
Mar. 6	vs. New Mexico	*RF	3	1	2	0	1	0	0	0	0	0	0	0	0	0	0	0	0	0	0	.476
Mar. 6	at South Alabama	*RF	3	0	2	1	1	0	0	0	0	0	0	0	0	0	1	1	0	0	0	.485
Mar. 7	vs. New Mexico	*RF	2	2	1	2	0	0	1	1	0	0	0	0	0	0	0	0	0	0	0	.485
Mar. 7	vs. Samford	*RF	3	0	0	0	0	0	0	0	0	0	0	0	0	0	1	0	0	0	0	.465
Mar. 8	at South Alabama	*RF/DP	4	2	2	3	0	0	2	0	0	0	0	0	0	0	0	0	0	0	0	.467
Mar. 10	SOUTHEAST MISSOURI	*RF	2	2	2	0	0	0	0	1	1	0	0	0	0	0	0	0	0	0	0	.455
Mar. 10	SOUTHEAST MISSOURI	*RF/DP	1	1	0	0	0	0	0	3	0	0	0	0	0	0	0	1	0	0	0	.449
Mar. 13	#1 TENNESSEE*	*RF/DP	4	0	0	0	0	0	0	0	0	0	0	0	0	0	0	1	0	0	0	.427
Mar. 14	#1 TENNESSEE*	*RF/DP	3	0	0	0	0	0	0	0	0	0	0	0	0	0	2	1	0	0	0	.412
Mar. 15	#1 TENNESSEE*	*RF/DP	3	0	0	0	0	0	0	0	0	0	0	0	0	0	0	0	1	0	0	.398
Mar. 18	UAB	*RF/DP	2	1	0	0	0	0	0	1	0	0	0	0	0	0	0	0	0	0	0	.389
Mar. 20	at #15 Georgia*	*RF/DP	3	0	1	0	0	0	0	1	0	0	0	0	0	0	0	0	0	0	0	.387
Mar. 21	at #15 Georgia*	*RF/DP	2	1	2	1	0	0	1	1	0	1	0	0	0	0	0	0	0	0	0	.400
Mar. 22	at #15 Georgia*	*RF/DP	1	1	0	0	0	0	0	3	0	0	0	0	0	0	0	0	0	0	0	.396
Mar. 25	UT MARTIN	*RF/DP	2	2	2	3	1	0	0	1	1	0	0	0	0	0	0	0	0	0	0	.408
Mar. 28	#23 SOUTH CAROLINA*	*RF/DP	4	0	1	0	0	0	0	0	0	0	0	0	0	0	0	2	1	0	0	.402
Mar. 29	#23 SOUTH CAROLINA*	*RF/DP	2	0	1	0	0	0	0	1	0	0	0	0	0	0	0	1	0	0	0	.404
Mar. 30	#23 SOUTH CAROLINA*	*RF/DP	3	0	1	0	0	0	0	0	0	0	0	0	0	0	0	1	2	0	0	.402
Apr. 3	at #5 Florida*	*RF/DP	3	0	1	0	1	0	0	0	0	0	0	0	0	0	0	0	0	0	0	.400
Apr. 4	at #5 Florida*	*RF/DP	2	1	1	0	0	0	0	1	0	0	0	1	0	0	0	2	0	0	0	.402
Apr. 5	at #5 Florida*	*RF/DP	3	1	2	1	1	0	1	0	0	0	0	0	0	0	0	0	0	0	0	.409
Apr. 10	#8 ARKANSAS*	*RF/DP	2	1	0	0	0	0	0	1	0	0	0	0	0	0	0	1	0	0	0	.402
Apr. 11	#8 ARKANSAS*	*RF/DP	1	0	0	0	0	0	0	1	0	0	0	0	0	0	0	0	0	0	0	.398
Apr. 12	#8 ARKANSAS*	*RF/DP	2	0	0	0	0	0	0	1	0	0	0	0	0	0	0	2	1	0	0	.392
Apr. 17	at #12 Texas A&M*	*RF/DP	2	0	0	0	0	0	0	1	0	0	0	0	0	0	0	0	1	0	0	.385
Apr. 18	at #12 Texas A&M*	*RF/DP	1	0	0	0	0	0	0	2	0	0	0	0	0	0	0	0	0	0	0	.382
Apr. 19	at #12 Texas A&M*	*RF	2	1	1	0	0	0	0	1	0	0	1	0	0	0	0	1	1	0	0	.384
Apr. 24	#20 LSU*																					
Apr. 25	#20 LSU*																					
Apr. 26	#20 LSU*																					
Apr. 30	at Ole Miss*																					
May 1	at Ole Miss*																					
May 2	at Ole Miss*																					

MULTI-HIT GAMES

	2	3	4	5+	TOTAL
2023	--	--	--	--	0
2024	--	--	--	--	0
2025	9	--	--	--	9
2026	11	3	--	--	14
TOTAL	20	3	--	--	23

MULTI-RBI GAMES

	2	3	4	5+	TOTAL
2023	--	--	--	--	0
2024	--	--	--	--	0
2025	5	2	2	--	9
2026	4	5	--	--	9
TOTAL	9	7	2	--	18

	AVG	GP-BS	AB	R	H	2B	3B	HR	RBI	TB	SLG	BB	HBP	K	GDP	OBP	SF	SH	SB-SBA	PO	A	E	FLD
2023	.000	22-0	4	4	0	0	0	0	1	0	.000	1	3	3	0	.444	1	0	1-2	1	3	0	1.000
2024	.000	33-0	6	13	0	0	0	0	0	0	.000	1	1	1	0	.250	0	0	1-1	2	0	0	1.000
2025	.324	58-57	145	40	47	8	0	11	38	88	.607	20	18	24	0	.457	3	2	7-7	58	5	2	.969
2026	.384	48-48	125	40	48	12	0	13	29	99	.792	31	4	21	1	.516	1	0	8-10	15	1	0	1.000
TOTAL	.339	161-105	280	97	95	20	0	24	68	187	.668	53	26	49	1	.478	5	2	17-20	76	9	2	.977



10

NADIA BARBARY INF
SENIOR | R/R | 5-7 // DOUGLASVILLE, GA. (CHAPEL HILL HS)

SEASON HIGHS

At-Bats	5	at Texas A&M, 4/19/26
Hits	4	Samford, 2/20/26
Runs Scored	2	7x, last, at Florida, 4/4/26
Runs Batted In	4	3x, last, vs. Samford, 3/7/26
Doubles	1	9x, last, at Texas A&M, 4/17/26
triples		
Home Runs	2	at UAB, 3/4/26
Walks	2	2x, last, Delaware State, 2/21/26
Stolen Bases	1	Samford, 2/20/26
Putouts	3	2x, last, Arkansas, 4/12/26
Assists	4	Rutgers, 2/13/26
Hitting Streak	9 gm	5/16/25, vs. Washington to 2/10/26, Southern Miss

CAREER HIGHS

At-Bats	5	5x, last, at Texas A&M, 4/19/26
Hits	4	3x, last, Samford, 2/20/26
Runs Scored	3	3x, last, Washington, 5/17/25
Runs Batted In	5	ULM, 3/13/24
Doubles	2	at South Carolina, 4/5/24
triples	1	at Northwestern, 3/21/25
Home Runs	2	2x, last, at UAB, 3/4/26
Walks	3	4x, last, Ole Miss, 5/1/25
Stolen Bases	1	5x, last, Samford, 2/20/26
Putouts	5	Alabama, 4/15/23
Assists	6	at Missouri, 4/28/24
Hitting Streak	9 gm	2x, last, 5/16/25, vs. Washington to 2/10/26, Southern Miss

NOTEWORTHY

- » Has started all 48 games at third base.
- » Batting .336 (49-for-146) on the year, which is second on the team.
- » Tied for the team lead in hits and second in doubles (8), homers (11), total bases (91), runs (27) and slugging percentage (.623).
- » Third in on-base percentage (.404).
- » Leads the team in RBIs (34).
- » Top-10 in MSU career history in doubles, home runs and total bases.
- » Doubled at **No. 12 Texas A&M (4/17)**.
- » Homered and walked against **No. 8 Arkansas (4/12)**.
- » Reached double-digit home runs for the second year of her career with her 10th in the series finale at **No. 5 Florida (4/5)**.
- » Homered against the **Gators (4/4)** and added a walk.
- » Doubled against **No. 23 South Carolina (3/30)**.
- » Went 2-for-3 against the **Gamecocks (3/29)**.
- » Reached base three times with a single, double and a walk in the series finale at **No. 15 Georgia (3/22)**.
- » Doubled and collected an RBI against the **Bulldogs (3/20)**.
- » Went 5-for-7 in the doubleheader with **SE Missouri (3/10)**.
- » Hit a solo home run at **South Alabama (3/8)**.
- » Tied the MSU career record with her third grand slam vs. **Samford (3/7)**.
- » Hit two home runs and collected four RBIs at **UAB (3/4)**.
- » Collected two hits and two RBIs vs. **Georgia Southern (2/28)** including a double.
- » Homered and walked at **Georgia Tech (2/25)**.
- » Went 4-for-4 against **Samford (2/20)**.
- » Went 2-for-4 with a double and RBI against **North Texas (2/14)**.
- » Drove in the tying run to send the game vs. **Wichita State (2/6)** into extras before launching a three-run homer in the eighth.
- » Doubled and homered on Opening Day at **Baylor (2/5)**.

BARBARY'S GAME-BY-GAME STATS

DATE	OPPONENT	POS	AB	R	H	RBI	2B	3B	HR	BB	SB	CS	HBP	SH	SF	GDP	K	PO	A	E	AVG	
Feb. 5	at Baylor	*3B	4	2	2	2	1	0	1	0	0	0	0	0	0	0	0	0	0	0	0	.500
Feb. 6	vs. Northwestern State	*3B	3	0	1	0	0	0	0	1	0	0	0	0	0	0	1	3	1	0	.429	
Feb. 6	vs. Wichita State	*3B	4	1	1	4	0	0	1	0	0	0	0	0	0	0	0	0	0	0	.364	
Feb. 7	vs. New Mexico	*3B	4	2	2	0	1	0	0	0	0	0	0	0	0	0	1	0	0	0	.400	
Feb. 10	SOUTHERN MISS	*3B	2	0	1	1	0	0	0	0	0	0	0	1	0	0	0	0	3	0	.412	
Feb. 13	MURRAY STATE	*3B	1	1	0	0	0	0	0	2	0	0	0	0	0	0	0	0	0	0	.389	
Feb. 13	RUTGERS	*3B	3	0	1	2	0	0	0	0	0	0	0	0	1	0	1	0	4	0	.381	
Feb. 14	RUTGERS	*3B	4	0	0	0	0	0	0	0	0	0	0	0	0	0	2	1	0	0	.320	
Feb. 14	NORTH TEXAS	*3B	4	0	2	1	1	0	0	0	0	0	0	0	0	0	0	0	2	0	.345	
Feb. 15	NORTH TEXAS	*3B	3	0	0	1	0	0	0	1	0	0	0	0	0	0	0	0	1	0	.313	
Feb. 18	MEMPHIS	*3B	4	0	0	0	0	0	0	0	0	0	0	0	0	0	0	2	3	0	.278	
Feb. 20	BELMONT	*3B	3	0	0	0	0	0	0	0	0	0	0	0	0	0	2	1	1	0	.256	
Feb. 20	SAMFORD	*3B	4	1	4	1	0	0	1	0	0	0	0	0	0	0	0	1	0	0	.326	
Feb. 21	BELMONT	*3B	3	0	0	0	0	0	0	0	0	0	0	0	0	1	0	1	2	0	.304	
Feb. 21	DELAWARE STATE	*3B	0	2	0	0	0	0	2	0	0	0	0	0	0	0	0	0	0	0	.304	
Feb. 22	DELAWARE STATE																					
Feb. 25	at Georgia Tech	*3B	3	2	1	1	0	0	1	1	0	0	0	0	0	0	0	0	1	0	.306	
Feb. 27	vs. Wofford	*3B	4	1	1	0	0	0	0	0	0	0	0	0	0	0	0	1	2	1	.302	
Feb. 28	vs. Georgia Southern	*3B	3	1	2	2	1	0	0	0	0	0	0	0	0	0	1	0	2	0	.321	
Feb. 28	at #25 Clemson	*3B	3	0	0	0	0	0	0	0	0	0	0	0	0	0	0	0	1	0	.305	
Mar. 1	at #25 Clemson	*3B	3	0	1	1	0	0	0	1	0	0	0	0	0	0	0	0	3	0	.306	
Mar. 4	at UAB	*3B	4	2	2	4	0	0	2	0	0	0	0	0	0	0	0	0	3	0	.318	
Mar. 6	vs. New Mexico	*3B	2	0	0	0	0	0	0	1	0	0	0	0	0	0	0	1	0	0	.309	
Mar. 6	at South Alabama	*3B	4	1	1	0	0	0	0	0	0	0	0	0	0	0	1	0	0	0	.306	
Mar. 7	vs. New Mexico	*3B	2	1	1	0	0	0	1	0	0	0	0	0	0	0	0	0	0	0	.311	
Mar. 7	vs. Samford	*3B	3	1	1	4	0	0	1	0	0	0	0	0	0	0	0	0	3	0	.312	
Mar. 8	at South Alabama	*3B	3	1	1	1	0	0	1	0	0	0	1	0	0	0	0	0	2	0	.313	
Mar. 10	SOUTHEAST MISSOURI	*3B	3	1	2	1	0	0	1	0	0	0	0	0	0	0	1	0	0	0	.325	
Mar. 10	SOUTHEAST MISSOURI	*3B	4	0	3	1	1	0	0	0	0	0	0	0	0	0	0	1	0	0	.345	
Mar. 13	#1 TENNESSEE*	*3B	4	0	1	0	0	0	0	0	0	0	0	0	0	0	0	1	0	1	.341	
Mar. 14	#1 TENNESSEE*	*3B	3	0	1	0	0	0	0	0	0	0	0	0	0	0	0	0	1	0	.340	
Mar. 15	#1 TENNESSEE*	*3B	3	0	0	0	0	0	0	0	0	0	0	0	0	0	0	0	0	0	.330	
Mar. 18	UAB	*3B	3	1	1	0	0	0	0	0	0	0	0	0	0	0	0	0	0	0	.330	
Mar. 20	at #15 Georgia*	*3B	4	0	2	1	1	0	0	0	0	0	0	0	1	0	0	0	0	1	.337	
Mar. 21	at #15 Georgia*	*3B	2	0	0	0	0	0	0	1	0	0	0	0	0	0	0	0	1	0	.330	
Mar. 22	at #15 Georgia*	*3B	3	2	2	0	1	0	0	0	0	0	0	0	0	0	0	1	2	0	.339	
Mar. 25	UT MARTIN	*3B	3	0	1	1	1	0	1	0	0	0	0	0	0	0	0	0	1	0	.339	
Mar. 28	#23 SOUTH CAROLINA*	*3B	3	0	1	0	0	0	0	0	0	0	0	0	0	0	0	0	2	0	.339	
Mar. 29	#23 SOUTH CAROLINA*	*3B	3	0	2	0	0	0	0	0	0	0	0	0	0	0	0	0	2	0	.347	
Mar. 30	#23 SOUTH CAROLINA*	*3B	3	0	1	1	0	0	0	0	0	0	0	0	0	0	0	1	1	0	.347	
Apr. 3	at #5 Florida*	*3B	3	0	0	0	0	0	0	0	0	0	0	0	0	0	1	0	2	0	.339	
Apr. 4	at #5 Florida*	*3B	3	2	2	2	0	0	1	1	0	0	0	0	0	0	0	0	2	0	.346	
Apr. 5	at #5 Florida*	*3B	2	1	1	1	0	0	1	1	0	0	0	0	0	0	0	1	1	1	.349	
Apr. 10	#8 ARKANSAS*	*3B	3	0	1	0	0	0	0	0	0	0	0	0	0	0	1	2	2	0	.348	
Apr. 11	#8 ARKANSAS*	*3B	2	0	0	0	0	0	0	0	0	0	0	0	0	0	0	0	0	0	.343	
Apr. 12	#8 ARKANSAS*	*3B	2	1	1	1	0	0	1	1	0	0	0	0	0	0	0	3	3	0	.346	
Apr. 17	at #12 Texas A&M*	*3B	3	0	1	0	1	0	0	0	0	0	0	0	0	0	0	1	0	0	.345	
Apr. 18	at #12 Texas A&M*	*3B	2	0	1	0	0	0	0	1	0	0	0	0	0	0	0	0	2	0	.348	
Apr. 19	at #12 Texas A&M*	*3B	5	0	0	0	0	0	0	0	0	0	0	0	0	0	0	1	1	1	.336	
Apr. 24	#20 LSU*																					
Apr. 25	#20 LSU*																					
Apr. 26	#20 LSU*																					
Apr. 30	at Ole Miss*																					
May 1	at Ole Miss*																					
May 2	at Ole Miss*																					

MULTI-HIT GAMES

	2	3	4	5+	TOTAL
2023	6	--	--	--	6
2024	11	2	--	--	13
2025	15	1	1	--	17
2026	10	1	1	--	12
TOTAL	42	4	2	--	48

MULTI-RBI GAMES

	2	3	4	5+	TOTAL
2023	4	--	--	--	4
2024	6	1	1	1	9
2025	7	1	3	--	11
2026	4	--	3	--	7



11

ABIGAIL STEVENS P

REDSHIRT FRESHMAN | 6-0 | R/R // BRAXTON, MISS. (EAST RANKIN ACADEMY)

SEASON HIGHS

At-Bats	3	2x, last, Southeast Missouri, 3/10/26
Hits	1	6x, last, Southeast Missouri, 3/10/26
Runs Scored	1	2x, last, vs. Samford, 3/7/26
Runs Batted In	2	at UAB, 3/4/26
Doubles	1	3x, last, vs. Samford, 3/7/2026
Triples		
Home Runs	1	Delaware State, 2/21/26
Walks	1	Delaware State, 2/21/26
Stolen Bases		
Putouts		
Assists		
Hitting Streak	4 gm	2/21/26, Delaware State to 3/4/26, at UAB

CAREER HIGHS

At-Bats	3	2x, last, Southeast Missouri, 3/10/26
Hits	1	6x, last, Southeast Missouri, 3/10/26
Runs Scored	1	2x, last, vs. Samford, 3/7/26
Runs Batted In	2	at UAB, 3/4/26
Doubles	1	3x, last, vs. Samford, 3/7/2026
Triples		
Home Runs	1	Delaware State, 2/21/26
Walks	1	Delaware State, 2/21/26
Stolen Bases		
Putouts		
Assists		
Hitting Streak	4 gm	2/21/26, Delaware State to 3/4/26, at UAB

NOTEWORTHY

- » Has played in 16 games off the bench.
- » Batting .286 (6-for-21) on the year.
- » Drove in a run against **SE Missouri (3/10)**.
- » Made her first career start **vs. Samford (3/7)** and doubled.
- » Plated two runs with a pinch-hit double at **UAB (3/4)**.
- » Pinch hit and singled at **No. 25 Clemson (3/1)**.
- » Provided a pinch-hit RBI double **vs. Wofford (2/27)**.
- » Picked up her first career hit, home run, pitching appearance, strikeout and win all against **Delaware State (2/21)**.
- » Made her collegiate debut **vs. Northwestern State (2/6)**.
- » Did not see game action and redshirted in 2025.
- » 2025 NFCA All-America Scholar-Athlete and SEC First-Year Honor Roll member.
- » Led East Rankin Academy to North State Championships in 2022 and 2023, the program's first in school history.

STEVENS' GAME-BY-GAME STATS

DATE	OPPONENT	POS	AB	R	H	RBI	2B	3B	HR	BB	SB	CS	HBP	SH	SF	GDP	K	PO	A	E	AVG	
Feb. 5	at Baylor		DNP																			
Feb. 6	vs. Northwestern State	PH	1	0	0	0	0	0	0	0	0	0	0	0	0	0	0	0	0	0	0	.000
Feb. 6	vs. Wichita State		DNP																			
Feb. 7	vs. New Mexico	PH	1	0	0	0	0	0	0	0	0	0	0	0	0	0	1	0	0	0	0	.000
Feb. 10	SOUTHERN MISS		DNP																			
Feb. 13	MURRAY STATE		DNP																			
Feb. 13	RUTGERS		DNP																			
Feb. 14	RUTGERS		DNP																			
Feb. 14	NORTH TEXAS		DNP																			
Feb. 15	NORTH TEXAS		DNP																			
Feb. 18	MEMPHIS		DNP																			
Feb. 20	BELMONT		DNP																			
Feb. 20	SAMFORD		DNP																			
Feb. 21	BELMONT		DNP																			
Feb. 21	DELAWARE STATE	P	1	1	1	1	0	0	1	1	0	0	0	0	0	0	0	0	0	0	0	.333
Feb. 22	DELAWARE STATE																					
Feb. 25	at Georgia Tech		DNP																			
Feb. 27	vs. Wofford	PH	1	0	1	1	1	0	0	0	0	0	0	0	0	0	0	0	0	0	0	.500
Feb. 28	vs. Georgia Southern		DNP																			
Feb. 28	at #25 Clemson		DNP																			
Mar. 1	at #25 Clemson	PH	1	0	1	0	0	0	0	0	0	0	0	0	0	0	0	0	0	0	0	.600
Mar. 4	at UAB	PH	1	0	1	2	1	0	0	0	0	0	0	0	0	0	0	0	0	0	0	.667
Mar. 6	vs. New Mexico		DNP																			
Mar. 6	at South Alabama	PH	1	0	0	0	0	0	0	0	0	0	0	0	0	0	1	0	0	0	0	.571
Mar. 7	vs. New Mexico	PH	1	0	0	0	0	0	0	0	0	0	0	0	0	0	0	0	0	0	0	.500
Mar. 7	vs. Samford	*DP	3	1	1	0	1	0	0	0	0	0	0	0	0	0	1	0	0	0	0	.455
Mar. 8	at South Alabama	*DP	2	0	0	0	0	0	0	0	0	0	0	0	0	0	1	0	0	0	0	.385
Mar. 10	SOUTHEAST MISSOURI		DNP																			
Mar. 10	SOUTHEAST MISSOURI	*DP	3	0	1	1	0	0	0	0	0	0	0	0	0	0	0	0	0	0	0	.375
Mar. 13	#1 TENNESSEE*		DNP																			
Mar. 14	#1 TENNESSEE*		DNP																			
Mar. 15	#1 TENNESSEE*	PH	1	0	0	0	0	0	0	0	0	0	0	0	0	0	1	0	0	0	0	.353
Mar. 18	UAB		DNP																			
Mar. 20	at #15 Georgia*		DNP																			
Mar. 21	at #15 Georgia*		DNP																			
Mar. 22	at #15 Georgia*		DNP																			
Mar. 25	UT MARTIN	PH	1	0	0	0	0	0	0	0	0	0	0	0	0	0	0	0	0	0	0	.333
Mar. 28	#23 SOUTH CAROLINA*	PH	1	0	0	0	0	0	0	0	0	0	0	0	0	0	0	0	0	0	0	.316
Mar. 29	#23 SOUTH CAROLINA*		DNP																			
Mar. 30	#23 SOUTH CAROLINA*		DNP																			
Apr. 3	at #5 Florida*	PH	1	0	0	0	0	0	0	0	0	0	0	0	0	0	0	0	0	0	0	.300
Apr. 4	at #5 Florida*		DNP																			
Apr. 5	at #5 Florida*		DNP																			
Apr. 10	#8 ARKANSAS*		DNP																			
Apr. 11	#8 ARKANSAS*		DNP																			
Apr. 12	#8 ARKANSAS*	PH	1	0	0	0	0	0	0	0	0	0	0	0	0	0	1	0	0	0	0	.286
Apr. 17	at #12 Texas A&M*		DNP																			
Apr. 18	at #12 Texas A&M*		DNP																			
Apr. 19	at #12 Texas A&M*		DNP																			
Apr. 24	#20 LSU*																					
Apr. 25	#20 LSU*																					
Apr. 26	#20 LSU*																					
Apr. 30	at Ole Miss*																					
May 1	at Ole Miss*																					
May 2	at Ole Miss*																					

MULTI-HIT GAMES

	2	3	4	5+	TOTAL
2026	--	--	--	--	0
TOTAL	--	--	--	--	0

MULTI-RBI GAMES

	2	3	4	5+	TOTAL
2026	1	--	--	--	1
TOTAL	1	--	--	--	1

	AVG	GP-GS	AB	R	H	2B	3B	HR	RBI	TB	SLG	BB	HBP	SO	GDP	OBP	SF	SH	SB-ATT	PO	A	E	FLD	
2025																								
2026	.286	16-3	21	2	6	3	0	1	5	12	.571	1	0	6	0	.318	0	0	0-0	0	0	0	.000	
TOTAL	.286	16-3	21	2	6	3	0	1	5	12	.571	1	0	6	0	.318	0	0	0-0	0	0	0	.000	



11

ABIGAIL STEVENS P

REDSHIRT FRESHMAN | 6-0 | R/R // BRAXTON, MISS. (EAST RANKIN ACADEMY)

SEASON HIGHS

Innings	2.0	Delaware State, 2/21/26
Longest Start		
Shortest Start		
Longest Relief	2.0	Delaware State, 2/21/26
Strikeouts	2	Delaware State, 2/21/26
Walks	3	Delaware State, 2/21/26
Hits	1	Delaware State, 2/21/26
Runs		
Earned Runs		
Pitch Count	32	Delaware State, 2/21/26
Putouts		
Assists		

CAREER HIGHS

Innings	2.0	Delaware State, 2/21/26
Longest Start		
Shortest Start		
Longest Relief	2.0	Delaware State, 2/21/26
Strikeouts	2	Delaware State, 2/21/26
Walks	3	Delaware State, 2/21/26
Hits	1	Delaware State, 2/21/26
Runs		
Earned Runs		
Pitch Count	32	Delaware State, 2/21/26
Putouts		
Assists		

NOTEWORTHY

- » Has made one pitching appearance.
- » Picked up her first career hit, home run, pitching appearance, strikeout and win all against **Delaware State (2/21)**.
- » Did not see game action and redshirted in 2025.
- » 2025 NFCA All-America Scholar-Athlete and SEC First-Year Honor Roll member.
- » Led East Rankin Academy to North State Championships in 2022 and 2023, the program's first in school history.

STEVENS' GAME-BY-GAME STATS

DATE	OPPONENT	GS	DEC	IP	H	R	ER	BB	SO	2B	3B	HR	WP	HBP	IBB	BF	PC	ERA	PO	A	E
Feb. 5	at Baylor		DNP																		
Feb. 6	vs. Northwestern State		DNP																		
Feb. 6	vs. Wichita State		DNP																		
Feb. 7	vs. New Mexico		DNP																		
Feb. 10	SOUTHERN MISS		DNP																		
Feb. 13	MURRAY STATE		DNP																		
Feb. 13	RUTGERS		DNP																		
Feb. 14	RUTGERS		DNP																		
Feb. 14	NORTH TEXAS		DNP																		
Feb. 15	NORTH TEXAS		DNP																		
Feb. 18	MEMPHIS		DNP																		
Feb. 20	BELMONT		DNP																		
Feb. 20	SAMFORD		DNP																		
Feb. 21	BELMONT		DNP																		
Feb. 21	DELAWARE STATE		W	2.0	1	0	0	3	2	0	0	0	0	0	0	8	32	0.00	0	0	0
Feb. 22	DELAWARE STATE																				
Feb. 25	at Georgia Tech		DNP																		
Feb. 27	vs. Wolford		DNP																		
Feb. 28	vs. Georgia Southern		DNP																		
Feb. 28	at #25 Clemson		DNP																		
Mar. 1	at #25 Clemson		DNP																		
Mar. 4	at UAB		DNP																		
Mar. 6	vs. New Mexico		DNP																		
Mar. 6	at South Alabama		DNP																		
Mar. 7	vs. New Mexico		DNP																		
Mar. 7	vs. Samford		DNP																		
Mar. 8	at South Alabama		DNP																		
Mar. 10	SOUTHEAST MISSOURI		DNP																		
Mar. 10	SOUTHEAST MISSOURI		DNP																		
Mar. 13	#1 TENNESSEE*		DNP																		
Mar. 14	#1 TENNESSEE*		DNP																		
Mar. 15	#1 TENNESSEE*		DNP																		
Mar. 18	UAB		DNP																		
Mar. 20	at #15 Georgia*		DNP																		
Mar. 21	at #15 Georgia*		DNP																		
Mar. 22	at #15 Georgia*		DNP																		
Mar. 25	UT MARTIN		DNP																		
Mar. 28	#23 SOUTH CAROLINA*		DNP																		
Mar. 29	#23 SOUTH CAROLINA*		DNP																		
Mar. 30	#23 SOUTH CAROLINA*		DNP																		
Apr. 3	at #5 Florida*		DNP																		
Apr. 4	at #5 Florida*		DNP																		
Apr. 5	at #5 Florida*		DNP																		
Apr. 10	#8 ARKANSAS*		DNP																		
Apr. 11	#8 ARKANSAS*		DNP																		
Apr. 12	#8 ARKANSAS*		DNP																		
Apr. 17	at #12 Texas A&M*		DNP																		
Apr. 18	at #12 Texas A&M*		DNP																		
Apr. 19	at #12 Texas A&M*		DNP																		
Apr. 24	#20 LSU*																				
Apr. 25	#20 LSU*																				
Apr. 26	#20 LSU*																				
Apr. 30	at Ole Miss*																				
May 1	at Ole Miss*																				
May 2	at Ole Miss*																				

STANDOUT GAMES

	2026	CAREER
5+ Strikeouts	--	--
10+ Strikeouts	--	--
2-run or less CG	--	--

STREAKS

	ACTIVE	CAREER
Wins	1	1
Scoreless Innings	2.0	2.0

YEAR	ERA	W-L	APP	GS	CG	SHD	SV	IP	H	R	ER	BB	SO	2B	3B	HR	BF	B/AVG	WP	HP	PO	A	E	FLD
2025																								
2026	0.00	1-0	1	0	0	0	0	2.0	1	0	0	3	2	0	0	0	8	.200	0	0	0	0	0	.000
TOTAL	0.00	1-0	1	0	0	0	0	2.0	1	0	0	3	2	0	0	0	8	.200	0	0	0	0	0	.000

12

PAIGE ERNSTES C/INF

SOPHOMORE | 5-6 | R/R // NEW PALESTINE, IND. (NEW PALESTINE HS)



SEASON HIGHS

At-Bats	4	2x, last, at Florida, 4/4/26
Hits	2	at Florida, 4/4/26
Runs Scored	1	4x, last, South Carolina, 3/30/26
Runs Batted In	5	at Florida, 4/4/26
Doubles	2	at Florida, 4/4/26
Triples		
Home Runs	1	South Carolina, 3/30/26
Walks	1	7x, last, Arkansas, 4/10/26
Stolen Bases		
Putouts	10	at Florida, 4/3/26
Assists	1	5x, last, at Florida, 4/4/26
Hitting Streak	2 gm	2x, last, 2/13/26, Murray State to 2/13/26, Rutgers

CAREER HIGHS

At-Bats	4	3x, last, at Florida, 4/4/26
Hits	2	2x, last, at Florida, 4/4/26
Runs Scored	1	9x, last, South Carolina, 3/30/26
Runs Batted In	5	at Florida, 4/4/26
Doubles	2	at Florida, 4/4/26
Triples		
Home Runs	1	3x, last, South Carolina, 3/30/26
Walks	1	16x, last, Arkansas, 4/10/26
Stolen Bases		
Putouts	10	at Florida, 4/3/26
Assists	1	5x, last, at Florida, 4/4/26
Hitting Streak	2 gm	5x, last, 2/13/26, Murray State to 2/13/26, Rutgers

NOTEWORTHY

- » Has played in 39 games, making 21 starts at first base.
- » Batting .138 (9-for-65) on the year.
- » Drew a walk at **No. 12 Texas A&M (4/19)**.
- » Recorded a career-high five RBIs with two doubles at **No. 5 Florida (4/4)**.
- » Hit her first home run of the season against **No. 23 South Carolina (3/30)** and drew a walk.
- » Singled as a pinch hitter against **UT Martin (3/25)**.
- » Was hit by a pitch as a pinch hitter at **No. 15 Georgia (3/21)**.
- » Drew an RBI walk vs. **Wofford (2/27)**.
- » Walked and was hit by a pitch while driving in a run against **Delaware State (2/21)**.
- » Recorded third career multi-RBI game against **Murray State (2/13)**.
- » Singled and walked vs. **New Mexico (2/7)**.
- » Doubled vs. **Wichita State (2/6)**.
- » Retired a **Shockers** runner at first after she returned to the wrong portion of the double base.
- » Played in 40 games, making four starts last year.
- » Hit .321 (9-for-28) as a pinch hitter with five extra-base hits and eight walks and all eight RBIs came as a pinch hitter.
- » Delivered a pinch-hit, go-ahead, two-run double in the NCAA Tournament win vs. **Washington (5/17/25)**.
- » Delivered the pinch-hit, walk-off RBI double in the win over **No. 1 Texas (3/28/25)**.

ERNSTES' GAME-BY-GAME STATS

DATE	OPPONENT	POS	AB	R	H	RBI	2B	3B	HR	BB	SB	CS	HBP	SH	SF	GDP	K	PO	A	E	AVG
Feb. 5	at Baylor	*1B	3	0	1	0	0	0	0	0	0	0	0	0	0	0	0	5	1	0	.333
Feb. 6	vs. Northwestern State	*1B	3	0	0	0	0	0	0	0	0	0	0	0	0	0	0	5	0	0	.167
Feb. 6	vs. Wichita State	*1B	3	0	1	0	1	0	0	0	0	0	0	0	0	0	0	6	0	0	.222
Feb. 7	vs. New Mexico	*1B	3	0	1	0	0	0	1	0	0	0	0	0	0	0	0	1	0	0	.250
Feb. 10	SOUTHERN MISS	*1B	3	0	0	0	0	0	0	0	0	0	0	0	0	0	0	5	0	0	.200
Feb. 13	MURRAY STATE	*1B	1	0	1	2	0	0	0	0	0	0	0	1	0	0	0	3	0	0	.250
Feb. 13	RUTGERS	*1B	4	0	1	1	0	0	0	0	0	0	0	0	0	0	1	9	0	0	.250
Feb. 14	RUTGERS	*1B	3	0	0	0	0	0	0	0	0	0	0	0	0	0	0	3	1	0	.217
Feb. 14	NORTH TEXAS	1B	0	0	0	0	0	0	0	0	0	0	0	0	0	0	0	0	0	0	.217
Feb. 15	NORTH TEXAS	1B	0	1	0	0	0	0	0	1	0	0	0	0	0	0	0	0	0	0	.217
Feb. 18	MEMPHIS	1B	2	0	0	0	0	0	0	0	0	0	0	0	0	0	0	4	0	0	.200
Feb. 20	BELMONT	PH	1	0	0	0	0	0	0	0	0	0	0	0	0	0	1	0	0	0	.192
Feb. 20	SAMFORD	1B	1	0	0	0	0	0	0	0	0	0	0	0	0	0	0	3	0	0	.185
Feb. 21	BELMONT	1B	1	0	0	0	0	0	0	0	0	0	0	0	0	0	0	3	0	0	.179
Feb. 21	DELAWARE STATE	*1B/C	1	1	0	1	0	0	0	1	0	0	1	0	1	0	0	4	1	0	.172
Feb. 22	DELAWARE STATE																				
Feb. 25	at Georgia Tech	PH/1B	1	0	0	0	0	0	0	0	0	0	0	0	0	0	0	1	1	0	.167
Feb. 27	vs. Wofford	1B	0	0	0	1	0	0	0	1	0	0	0	0	0	0	0	2	0	0	.167
Feb. 28	vs. Georgia Southern																				
Feb. 28	at #25 Clemson	PH	1	0	0	0	0	0	0	0	0	0	0	0	0	0	0	0	0	0	.161
Mar. 1	at #25 Clemson	*1B	1	0	0	0	0	0	0	0	0	0	0	0	0	0	0	5	0	0	.156
Mar. 4	at UAB	PH/1B	0	0	0	0	0	0	0	0	0	0	0	1	0	0	0	2	0	0	.156
Mar. 6	vs. New Mexico																				
Mar. 6	at South Alabama	1B	0	0	0	0	0	0	0	0	0	0	0	0	0	0	0	2	0	0	.156
Mar. 7	vs. New Mexico	PH/1B	1	0	0	0	0	0	0	0	0	0	0	0	0	0	0	0	0	0	.152
Mar. 7	vs. Samford																				
Mar. 8	at South Alabama	1B	0	0	0	0	0	0	0	0	0	0	0	0	0	0	0	1	0	0	.152
Mar. 10	SOUTHEAST MISSOURI																				
Mar. 10	SOUTHEAST MISSOURI	1B	2	0	0	0	0	0	0	0	0	0	0	0	0	0	0	6	0	0	.143
Mar. 13	#1 TENNESSEE*																				
Mar. 14	#1 TENNESSEE*																				
Mar. 15	#1 TENNESSEE*																				
Mar. 18	UAB																				
Mar. 20	at #15 Georgia*																				
Mar. 21	at #15 Georgia*	PH	0	0	0	0	0	0	0	0	0	0	1	0	0	0	0	0	0	0	.143
Mar. 22	at #15 Georgia*	PH	1	0	0	0	0	0	0	0	0	0	0	0	0	0	1	0	0	0	.139
Mar. 25	UT MARTIN	PH/1B	2	1	1	0	0	0	0	0	0	0	0	0	0	0	0	6	0	0	.158
Mar. 28	#23 SOUTH CAROLINA*	PH/1B	2	0	0	0	0	0	0	0	0	0	0	0	0	0	0	1	0	0	.150
Mar. 29	#23 SOUTH CAROLINA*	*1B	2	0	0	0	0	0	0	0	0	0	0	1	0	0	0	7	0	0	.143
Mar. 30	#23 SOUTH CAROLINA*	*1B	2	1	1	1	0	0	1	1	0	0	0	0	0	0	0	5	0	0	.159
Apr. 3	at #5 Florida*	*1B	2	0	0	0	0	0	0	1	0	0	0	0	0	0	1	10	0	0	.152
Apr. 4	at #5 Florida*	*1B	4	0	2	5	2	0	0	0	0	0	0	0	0	0	0	3	1	0	.180
Apr. 5	at #5 Florida*	*1B	2	0	0	0	0	0	0	0	0	0	0	1	0	0	0	3	0	0	.173
Apr. 10	#8 ARKANSAS*	*1B	2	0	0	0	0	0	0	1	0	0	0	0	0	0	1	5	0	0	.167
Apr. 11	#8 ARKANSAS*	*1B	2	0	0	0	0	0	0	0	0	0	0	0	0	0	0	4	0	0	.161
Apr. 12	#8 ARKANSAS*	*1B	3	0	0	0	0	0	0	0	0	0	0	0	0	0	1	4	0	0	.153
Apr. 17	at #12 Texas A&M*																				
Apr. 18	at #12 Texas A&M*	*1B	3	0	0	0	0	0	0	0	0	0	0	0	0	0	1	0	5	0	.145
Apr. 19	at #12 Texas A&M*	*1B	3	0	0	0	0	0	1	0	0	0	0	0	0	0	0	5	0	0	.138
Apr. 24	#20 LSU*																				
Apr. 25	#20 LSU*																				
Apr. 26	#20 LSU*																				
Apr. 30	at Ole Miss*																				
May 1	at Ole Miss*																				
May 2	at Ole Miss*																				

MULTI-HIT GAMES

	2	3	4	5+	TOTAL
2025	1	--	--	--	1
2026	1	--	--	--	1
TOTAL	2	--	--	--	2

MULTI-RBI GAMES

	2	3	4	5+	TOTAL
2025	1	1	--	--	2
2026	1	--	--	1	2
TOTAL	2	1	--	--	4

	AVG	GP-GS	AB	R	H	2B	3B	HR	RBI	TB	SLG	BB	HBP	K	GDP	OBP	SF	SH	SB-SBA	PO	A	E	FLD
2025	.293	40-4	41	5	12	4	0	2	8	22	.537	9	0	7	0	.420	0	0	0-0	0	0	2	.000
2026	.138	38-21	65	4	9	3	0	1	11	15	.231	8	5	6	1	.275	2	1	0-0	128	5	0	1.000
TOTAL	.198	78-25	106	9	21	7	0	3	19	37	.349	17	5	13	1	.331	2	1	0-0	128	5	2	.985



13 MORGAN BERNARDINI OF

SENIOR | R/R | 5-6 // ELKVILLE, ILL. (ELVERADO HS)

SEASON HIGHS

At-Bats	4	at Georgia Tech, 2/25/26
Hits	2	6x, last, Arkansas, 3/28/26
Runs Scored	2	Delaware State, 2/21/26
Runs Batted In	4	Memphis, 2/18/25
Doubles	2	Delaware State, 2/21/26
Triples	1	vs. Wofford, 2/27/26
Home Runs	1	3x, last, at Florida, 4/4/26
Walks	1	8x, last, at Texas A&M, 4/19/26
Stolen Bases		
Putouts	3	2x, last, at Texas A&M, 4/17/26
Assists	1	at Georgia, 3/22/26
Hitting Streak	8 gm	2/20/26, Samford to 3/1/26, at Clemson

CAREER HIGHS

At-Bats	4	11x, last, at Georgia Tech, 2/25/26
Hits	3	Samford, 2/18/25
Runs Scored	2	5x, last, Delaware State, 2/21/26
Runs Batted In	4	3x, last, Memphis, 2/18/25
Doubles	2	Delaware State, 2/21/26
Triples	1	vs. Wofford, 2/27/26
Home Runs	1	7x, last, at Florida 4/4/26
Walks	2	Auburn, 3/10/25
Stolen Bases	1	4x, last, Southern Miss, 2/26/25
Putouts	7	Texas, 3/30/25
Assists	1	2x, last, at Georgia, 3/22/26
Hitting Streak	8 gm	2/20/26, Samford to 3/1/26, at Clemson

NOTEWORTHY

- » Has started 47 of 48 games in left field.
- » Batting .267 (32-for-120) on the year.
- » Third on the team in RBIs (25), doubles (8) and slugging percentage (.425).
- » Drew an RBI walk and scored at **No. 12 Texas A&M (4/19)**.
- » Doubled home a run in a two-hit day against **No. 8 Arkansas (4/12)**.
- » Hit her third homer of the year at **No. 5 Florida (4/4)**.
- » Posted her fifth multi-hit game of the year against **No. 23 South Carolina (3/28)**.
- » Doubled against **UT Martin (3/25)**.
- » Reached twice on a single and hit-by-pitch at **No. 15 Georgia (3/20)**.
- » Picked up a double against **UAB (3/18)**.
- » Went 2-for-3 with a walk at **South Alabama (3/8)**.
- » Hit a two-run double vs. **New Mexico (3/7)**.
- » Extended her hitting streak to a career-long eight games at **No. 25 Clemson (3/1)**.
- » Hit her first career triple to drive in a run vs. **Wofford (2/27)** and added a sacrifice fly.
- » Hit a three-run homer at **Georgia Tech (2/25)** as part of a two-hit day.
- » Collected two doubles with two RBIs against **Delaware State (2/21)**.
- » Went 2-for-3 against **Samford (2/20)**.
- » Hit a grand slam against **Memphis (2/18)** for a career-high-tying four RBIs.
- » Provided a sacrifice fly in the win over **North Texas (2/15)**.
- » Doubled and walked against **Murray State (2/13)**.
- » Singled home two runs in the win vs. **New Mexico (2/7)**.

BERNARDINI'S GAME-BY-GAME STATS

DATE	OPPONENT	POS	AB	R	H	RBI	2B	3B	HR	BB	SB	CS	HBP	SH	SF	GDP	K	PO	A	E	AVG	
Feb. 5	at Baylor	*LF	3	0	1	0	0	0	0	0	0	0	0	0	0	0	0	1	3	0	0	.333
Feb. 6	vs. Northwestern State	*LF	3	0	0	1	0	0	0	0	0	0	0	0	0	0	0	2	0	0	0	.167
Feb. 6	vs. Wichita State	*LF	3	0	0	0	0	0	0	0	0	0	0	0	0	0	0	2	0	0	0	.111
Feb. 7	vs. New Mexico	*LF/DP	3	0	1	2	0	0	0	0	0	0	0	0	0	0	0	0	0	0	0	.167
Feb. 10	SOUTHERN MISS	*LF	2	0	0	0	0	0	0	0	0	0	0	0	0	0	0	1	0	0	0	.143
Feb. 13	MURRAY STATE	*LF	1	0	1	1	1	0	0	1	0	0	0	0	0	0	0	0	0	0	0	.200
Feb. 13	RUTGERS	DNP																				
Feb. 14	RUTGERS	*LF/DP	3	1	1	0	1	0	0	0	0	0	0	0	0	0	0	1	0	0	0	.222
Feb. 14	NORTH TEXAS	*LF/DP	3	0	0	0	0	0	0	0	0	0	0	0	0	0	0	0	0	0	0	.190
Feb. 15	NORTH TEXAS	*LF	1	0	0	1	0	0	0	0	0	0	0	1	0	0	0	1	0	0	0	.182
Feb. 18	MEMPHIS	*LF/DP	3	1	1	4	0	0	1	0	0	0	0	0	0	1	1	0	0	0	0	.200
Feb. 20	BELMONT	*LF	1	0	0	0	0	0	0	0	0	0	0	1	0	0	0	0	0	0	0	.192
Feb. 20	SAMFORD	*LF/DP	3	0	2	1	0	0	0	0	0	0	0	0	0	0	0	1	0	0	0	.241
Feb. 21	BELMONT	*LF/DP	2	0	1	0	0	0	0	1	0	0	0	0	0	0	0	0	0	0	0	.258
Feb. 21	DELAWARE STATE	*LF	2	2	2	2	2	0	0	0	0	0	0	0	0	0	0	0	0	0	0	.303
Feb. 22	DELAWARE STATE													CANCELED								
Feb. 25	at Georgia Tech	*LF	4	1	2	3	0	0	1	0	0	0	0	0	0	0	0	1	0	0	0	.324
Feb. 27	vs. Wofford	*LF	2	1	1	2	0	1	0	0	0	0	0	1	0	0	0	1	0	0	0	.333
Feb. 28	vs. Georgia Southern	*LF	2	0	1	0	0	0	0	0	0	0	0	0	0	0	0	1	0	0	0	.341
Feb. 28	at #25 Clemson	*LF/DP	3	0	1	0	0	0	0	0	0	0	0	0	0	0	0	1	0	0	0	.341
Mar. 1	at #25 Clemson	*LF	3	0	1	0	0	0	0	0	0	0	0	0	0	0	0	2	0	0	0	.340
Mar. 4	at UAB	*LF	3	0	0	0	0	0	0	0	0	0	0	0	0	0	0	0	0	0	0	.320
Mar. 6	vs. New Mexico	*LF	3	0	0	0	0	0	0	0	0	0	0	0	0	0	1	1	0	0	0	.302
Mar. 6	at South Alabama	*LF	3	0	1	1	0	0	0	0	0	0	0	0	0	0	1	0	0	0	0	.304
Mar. 7	vs. New Mexico	*LF	3	0	1	2	1	0	0	0	0	0	0	0	0	0	0	0	0	0	0	.305
Mar. 7	vs. Samford	*LF	2	1	1	0	0	0	0	1	0	0	0	0	0	0	0	0	0	0	0	.311
Mar. 8	at South Alabama	*LF/DP	3	0	2	0	0	0	0	1	0	0	0	0	0	0	0	0	0	0	0	.328
Mar. 10	SOUTHEAST MISSOURI	*LF	2	0	0	1	0	0	0	0	0	0	0	0	0	0	0	0	0	0	0	.318
Mar. 10	SOUTHEAST MISSOURI	*LF	1	0	0	0	0	0	0	1	0	0	0	0	0	0	0	0	0	0	0	.313
Mar. 13	#1 TENNESSEE*	*LF	3	0	0	0	0	0	0	0	0	0	0	0	0	0	0	0	0	0	0	.300
Mar. 14	#1 TENNESSEE*	*LF	3	0	0	0	0	0	0	0	0	0	0	0	0	0	1	0	0	0	0	.288
Mar. 15	#1 TENNESSEE*	*LF/DP	3	0	0	0	0	0	0	0	0	0	0	0	0	0	2	2	0	0	0	.276
Mar. 18	UAB	*LF	2	0	1	1	1	0	0	1	0	0	0	0	0	0	0	0	0	0	0	.282
Mar. 20	at #15 Georgia*	*LF/DP	3	0	1	0	0	0	0	0	0	0	0	1	0	0	0	1	0	0	0	.284
Mar. 21	at #15 Georgia*	*LF/DP	3	0	0	0	0	0	0	0	0	0	0	0	0	0	1	1	0	0	0	.274
Mar. 22	at #15 Georgia*	*LF	2	0	0	0	0	0	0	0	0	0	0	0	0	0	1	0	1	0	0	.267
Mar. 25	UT MARTIN	*LF	2	0	1	0	1	0	0	0	0	0	0	0	0	0	0	0	0	0	0	.273
Mar. 28	#23 SOUTH CAROLINA*	*LF	3	0	2	0	0	0	0	0	0	0	0	0	0	0	0	1	0	0	0	.286
Mar. 29	#23 SOUTH CAROLINA*	*LF	3	0	0	0	0	0	0	0	0	0	0	0	0	0	0	1	0	0	0	.277
Mar. 30	#23 SOUTH CAROLINA*	*LF	2	0	1	0	0	0	0	0	0	0	0	0	0	0	0	0	0	0	0	.281
Apr. 3	at #5 Florida*	*LF	3	0	1	0	0	0	0	0	0	0	0	0	0	1	0	0	0	0	0	.283
Apr. 4	at #5 Florida*	*LF	3	1	1	1	0	0	1	0	0	0	0	0	0	0	0	1	0	0	0	.284
Apr. 5	at #5 Florida*	*LF	3	0	0	0	0	0	0	0	0	0	0	0	0	0	0	2	0	0	0	.276
Apr. 10	#8 ARKANSAS*	*LF	3	0	1	0	0	0	0	0	0	0	0	0	0	0	0	2	0	0	0	.278
Apr. 11	#8 ARKANSAS*	*LF	2	0	0	0	0	0	0	0	0	0	0	0	0	0	0	1	0	0	0	.273
Apr. 12	#8 ARKANSAS*	*LF	3	0	2	1	1	0	0	0	0	0	0	0	0	1	2	0	0	0	0	.283
Apr. 17	at #12 Texas A&M*	*LF	2	0	0	0	0	0	0	1	0	0	0	0	0	0	0	3	0	0	0	.278
Apr. 18	at #12 Texas A&M*	*LF	3	0	0	0	0	0	0	0	0	0	0	0	0	1	1	1	0	0	0	.271
Apr. 19	at #12 Texas A&M*	*LF	2	1	0	1	0	0	0	1	0	0	1	0	0	0	1	2	0	0	0	.267
Apr. 24	#20 LSU*																					
Apr. 25	#20 LSU*																					
Apr. 26	#20 LSU*																					
Apr. 30	at Ole Miss*																					
May 1	at Ole Miss*																					
May 2	at Ole Miss*																					

MULTI-HIT GAMES

	2	3	4	5+	TOTAL
2023	--	--	--	--	0
2024	--	--	--	--	0
2025	9	1	--	--	10
2026	6	--	--	--	6
TOTAL	15	1	--	--	16

MULTI-RBI GAMES

	2	3	4	5+	TOTAL
2023	--	--	--	--	0
2024	--	--	--	--	0
2025	4	1	2	--	7
2026	4	1	1	--	6
TOTAL	8	2	3	--	13

	AVG	GP-BS	AB	R	H	2B	3B	HR	RBI	TB	SLG	BB	HBP	K	GDP	OBP	SF	SH	SB-SBA	PO	A	E	FLD
2023	.000	15-0	6	2	0	0	0	0	0	0	.000	1	1	2	0	.250	0	0	0-0	0	0	0	.000
2024	.286	10-0	7	3	2	0	0	0	0	2	.286	3	0	0	0	.500	0	0	2-2	1	0	0	1.000
2025	.293	58-56	150	26	44	9	0	4	33	65	.433	8	2	21	1	.333	2	1	2-2	74	1	4	.949
2026	.267	47-47	120	9	32	8	1	3	25	51	.425	8	3	12	3	.323	2	0	0-0	38	1	0	1.000
TOTAL	.276	130-103	283	40	78	17	1	7	58	118	.417	20	6	35	4	.332	4	1	4-4	113	2	4	.966



17

LEILA AMMON P

SOPHOMORE | R/R | 5-11 // GULF BREEZE, FLA. (GULF BREEZE HS / MIDDLE TENNESSEE)

SEASON HIGHS

Innings	7.0	North Texas, 2/14/26
Longest Start	7.0	North Texas, 2/14/26
Shortest Start	1.0	at Florida, 4/5/26
Longest Relief	2.0	2x, last, at Georgia, 3/22/26
Strikeouts	10	North Texas, 2/14/26
Walks	4	vs. Wichita State, 2/6/26
Hits	4	2x, last, Arkansas, 4/11/26
Runs	4	2x, last, Arkansas, 4/11/26
Earned Runs	4	Arkansas, 4/11/26
Pitch Count	80	at UAB, 3/4/26
Putouts	1	vs. Wichita State, 2/6/26
Assists	4	Memphis, 2/18/26

CAREER HIGHS

Innings	7.0	6x, last, North Texas, 2/14/26
Longest Start	7.0	6x, last, North Texas, 2/14/26
Shortest Start	1.0	at Florida, 4/5/26
Longest Relief	4.2	at Austin Peay, 2/26/25
Strikeouts	10	2x, last, North Texas, 2/14/26
Walks	6	2x, last, Jacksonville State, 4/19/25
Hits Allowed	11	at Louisiana Tech, 3/21/25
Runs Allowed	9	Jacksonville, 2/22/25
Earned Runs Allowed	6	2x, last, at New Mexico State, 4/27/25
Pitch Count	126	Illinois State, 2/28/25
Putouts	1	4x, last, North Texas, 2/14/26
Assists	4	2x, last, Memphis, 2/18/26

NOTEWORTHY

- » Has made 17 appearances with 11 starts.
- » Second on the team with a 1.71 ERA, which is No. 18 nationally.
- » Boasts a .170 batting average against that would be one point off the MSU single-season record.
- » Ranks fourth nationally with a 0.77 WHIP and is sixth with a 6.56 strikeout-to-walk ratio.
- » Second nationally in fielding independent pitching (1.24).
- » Improved to 8-0 against **No. 23 South Carolina (3/30)** with a scoreless inning in relief.
- » Threw a scoreless inning in relief at **No. 15 Georgia (3/20)**.
- » Struck out four in 3.0 innings against **No. 1 Tennessee (3/15)**.
- » Threw the 27th no-hitter in school history against **SE Missouri (3/10)** while striking out seven.
- » Struck out five in 4.0 scoreless innings vs. **New Mexico (3/7)**.
- » Threw 6.0 innings at **UAB (3/4)** without allowing an earned run while striking out seven.
- » Struck out five over 4.1 innings vs. **Wofford (2/27)**.
- » Struck out four in 2.0 innings against **Delaware State (2/21)**.
- » Struck out six in 5.0 innings against **Memphis (2/18)** to pick up her third straight win.
- » Threw a complete-game one-hitter against **North Texas (2/14)**, while striking out a career-high 10 batters.
- » Picked up her first Bulldog win against **Southern Miss (2/10)** with six strikeouts in 5.0 shutout innings.
- » Allowed one run in 4.0 innings vs. **Wichita State (2/6)**.
- » Earned Conference USA All-Freshman Team honors last spring.

AMMON'S GAME-BY-GAME STATS

DATE	OPPONENT	GS	DEC	IP	H	R	ER	BB	SO	2B	3B	HR	WP	HBP	IBB	BF	PC	ERA	PO	A	E	
Feb. 5	at Baylor		DNP																			
Feb. 6	vs. Northwestern State		DNP																			
Feb. 6	vs. Wichita State	*	--	4.0	2	1	1	4	1	0	0	0	0	0	0	15	57	1.75	1	1	0	
Feb. 7	vs. New Mexico		DNP																			
Feb. 10	SOUTHERN MISS	*	W	5.0	3	0	0	0	6	1	0	0	0	0	0	18	59	0.78	0	2	0	
Feb. 13	MURRAY STATE		DNP																			
Feb. 13	RUTGERS		DNP																			
Feb. 14	RUTGERS		DNP																			
Feb. 14	NORTH TEXAS	*	W	7.0	1	1	1	0	10	0	0	0	1	0	0	22	77	0.88	0	1	0	
Feb. 15	NORTH TEXAS		DNP																			
Feb. 18	MEMPHIS	*	W	5.0	2	1	1	0	6	1	0	1	0	0	0	18	70	1.00	0	4	0	
Feb. 20	BELMONT		DNP																			
Feb. 20	SAMFORD		DNP																			
Feb. 21	BELMONT		DNP																			
Feb. 21	DELAWARE STATE	*	--	2.0	0	0	0	0	4	0	0	0	0	0	0	6	21	0.91	0	0	0	
Feb. 22	DELAWARE STATE																					
Feb. 25	at Georgia Tech		DNP																			
Feb. 27	vs. Wofford	*	W	4.1	4	1	1	0	5	2	0	0	0	0	0	17	55	1.02	0	1	0	
Feb. 28	vs. Georgia Southern		DNP																			
Feb. 28	at #25 Clemson		--	2.0	1	0	0	0	2	1	0	0	0	0	0	7	25	0.95	0	0	0	
Mar. 1	at #25 Clemson		DNP																			
Mar. 4	at UAB	*	W	6.0	3	1	0	0	7	0	1	0	1	0	0	21	80	0.79	0	1	1	
Mar. 6	vs. New Mexico		DNP																			
Mar. 6	at South Alabama		DNP																			
Mar. 7	vs. New Mexico	*	W	4.0	3	0	0	0	5	0	0	0	0	0	0	15	56	0.71	0	1	0	
Mar. 7	vs. Samford		DNP																			
Mar. 8	at South Alabama		--	1.0	1	0	0	0	0	0	0	0	0	0	0	4	13	0.69	0	0	0	
Mar. 10	SOUTHEAST MISSOURI	*	W	5.0	0	0	0	0	7	0	0	0	0	0	0	16	56	0.62	0	1	0	
Mar. 10	SOUTHEAST MISSOURI		DNP																			
Mar. 13	#1 TENNESSEE*		DNP																			
Mar. 14	#1 TENNESSEE*		DNP																			
Mar. 15	#1 TENNESSEE*	*	--	3.0	1	1	1	2	4	1	0	0	1	0	0	12	38	0.72	0	2	0	
Mar. 18	UAB		DNP																			
Mar. 20	at #15 Georgia*		--	1.0	0	0	0	0	0	0	0	0	0	0	0	3	9	0.71	0	0	0	
Mar. 21	at #15 Georgia*		DNP																			
Mar. 22	at #15 Georgia*		--	2.0	2	1	1	1	0	0	0	0	0	0	0	9	40	0.82	0	0	0	
Mar. 25	UT MARTIN		DNP																			
Mar. 28	#23 SOUTH CAROLINA*		DNP																			
Mar. 29	#23 SOUTH CAROLINA*		DNP																			
Mar. 30	#23 SOUTH CAROLINA*	W	1.0	2	0	0	0	0	1	1	0	0	0	0	0	5	18	0.80	0	0	0	
Apr. 3	at #5 Florida*		DNP																			
Apr. 4	at #5 Florida*		DNP																			
Apr. 5	at #5 Florida*	*	--	1.0	3	4	3	2	1	1	0	0	0	0	0	9	30	1.18	0	0	1	
Apr. 10	#8 ARKANSAS*		DNP																			
Apr. 11	#8 ARKANSAS*		--	0.0	4	4	4	4	0	1	0	1	0	0	0	4	10	1.71	0	0	0	
Apr. 12	#8 ARKANSAS*		DNP																			
Apr. 17	at #12 Texas A&M*		DNP																			
Apr. 18	at #12 Texas A&M*		DNP																			
Apr. 19	at #12 Texas A&M*		DNP																			
Apr. 24	#20 LSU*																					
Apr. 25	#20 LSU*																					
Apr. 26	#20 LSU*																					
Apr. 30	at Ole Miss*																					
May 1	at Ole Miss*																					
May 2	at Ole Miss*																					

STANDOUT GAMES

	2026	CAREER
5+ Strikeouts	7	13
10+ Strikeouts	1	2
2-run or less CG	2	7

STREAKS

	ACTIVE	CAREER
Wins	--	3
Scoreless Innings	--	16.1

	ERA	W-L	APP	GS	CG	SHD	SV	IP	H	R	ER	BB	SO	2B	3B	HR	BF	B/AVG	WP	HP	PO	A	E	FLD
2025*	3.12	9-10	30	21	8	1	1	136.2	162	87	61	49	91	27	1	12	639	.283	6	2	2	19	7	.750
2026	1.71	8-0	17	11	2	1	0	53.1	32	15	13	9	59	9	1	2	201	.170	3	0	1	14	2	.882
TOTAL	2.73	17-10	47	32	10	2	1	190.0	194	102	74	58	150	36	2	14	840	.255	9	2	3	33	9	.800

* at Middle Tennessee



19 ANNA CARDER C

SENIOR | L/R | 5-5 // ATHENS, ALA. (ATHENS HS / SOUTHERN ILLINOIS)

SEASON HIGHS

At-Bats	4	at Florida, 4/4/26
Hits	2	2x, last, at Florida, 4/3/26
Runs Scored	1	7x, last, at Texas A&M, 4/19/26
Runs Batted In	2	vs. New Mexico, 2/7/26
Doubles	1	South Carolina, 3/30/26
Triples		
Home Runs		
Walks	2	3x, last, at Texas A&M, 4/19/26
Stolen Bases		
Putouts	10	2x, last, North Texas, 2/15/26
Assists	1	4x, last, Southeast Missouri, 3/10/26
Hitting Streak	4 gm	2/13/26, Rutgers to 2/15/26, North Texas

CAREER HIGHS

At-Bats	5	at Evansville, 5/4/25
Hits	3	2x, last, Murray State, 4/27/25
Runs Scored	2	9x, last, Murray State, 4/26/25
Runs Batted In	4	2x, last, Missouri State, 3/19/25
Doubles	2	2x, last, Northern Kentucky, 2/24/23
Triples	1	Baylor, 5/20/23
Home Runs	1	14x, last, Drake, 5/8/25
Walks	3	vs. North Carolina, 2/8/25
Stolen Bases	1	4x, last, at Evansville, 5/3/25
Putouts	11	Missouri State, 3/18/25
Assists	3	vs. Long Island, 2/10/23
Hitting Streak	4 gm	2/13/26, Rutgers to 2/15/26, North Texas

NOTEWORTHY

- » Has played in 40 games, making 32 starts between catcher and designated player.
- » Batting .276 (21-for-76) on the year.
- » Third on the team with 17 walks.
- » Had a hit in every game of the series at **No. 12 Texas A&M (4/17-19)**.
- » Recorded her second multi-hit game of the year at **No. 5 Florida (4/3)**.
- » Doubled against **No. 23 South Carolina (3/30)** for her first extra base hit of the season.
- » Singled as a pinch hitter at **No. 15 Georgia (3/22)**.
- » Singled and scored against **SE Missouri (3/10)** before walking in the second game.
- » Hit a sacrifice fly at **Georgia Tech (2/25)**.
- » Singled, walked and drove in a run against **Belmont (2/21)**.
- » Leads team in walks (12) Went 2-for-2 with an RBI against **North Texas (2/15)**.
- » Walked four times on the day and drove in two runs against **Murray State (2/13)** and **Rutgers (2/13)**.
- » Reached base safely in the first four games of the year at the **Gettman Classic (2/5-7)**.
- » Drove in two runs vs. **New Mexico (2/7)** with the help of a sacrifice fly.
- » Named 2025 MVC Defensive Player of the Year while at Southern Illinois along with earning First Team All-MVC honors.
- » Batted .390 (60-for-154), which led the team, with a .497 on-base percentage and .617 slugging percentage, which was eighth in the MVC.
- » Batting average was the ninth-best in program history and 1.114 OPS ranked fifth in the MVC last spring.

CARDER'S GAME-BY-GAME STATS

DATE	OPPONENT	POS	AB	R	H	RBI	2B	3B	HR	BB	SB	CS	HBP	SH	SF	GDP	K	PO	A	E	AVG		
Feb. 5	at Baylor	*DP	1	0	1	0	0	0	0	1	0	0	0	0	0	0	0	0	0	0	0	1.000	
Feb. 6	vs. Northwestern State	*C	3	1	1	1	0	0	0	1	0	0	0	0	0	0	0	8	0	0	0	.500	
Feb. 6	vs. Wichita State	PH	1	0	1	0	0	0	0	0	0	0	0	0	0	0	0	0	0	0	0	.600	
Feb. 7	vs. New Mexico	*C	1	0	0	2	0	0	0	1	0	0	0	0	1	0	0	9	0	0	0	.500	
Feb. 10	SOUTHERN MISS	PH	1	0	0	0	0	0	0	0	0	0	0	0	0	0	0	0	0	0	0	.429	
Feb. 13	MURRAY STATE	*C	1	1	0	1	0	0	0	2	0	0	0	0	0	0	0	10	0	0	0	.375	
Feb. 13	RUTGERS	*DP	2	0	1	1	0	0	0	2	0	0	0	0	0	0	1	0	0	0	0	.400	
Feb. 14	RUTGERS	*DP	3	0	1	0	0	0	0	1	0	0	0	0	0	0	1	0	0	0	0	.385	
Feb. 14	NORTH TEXAS	*C	2	0	1	0	0	0	0	1	0	0	0	0	0	0	0	10	0	0	0	.400	
Feb. 15	NORTH TEXAS	*C/DP	2	0	2	1	0	0	0	0	0	0	0	0	0	0	0	1	0	0	0	.471	
Feb. 18	MEMPHIS	*DP	1	0	0	0	0	0	0	1	0	0	0	0	0	1	0	0	0	0	0	.444	
Feb. 20	BELMONT	*C	3	0	1	0	0	0	0	0	0	0	0	0	0	0	1	9	1	0	0	.429	
Feb. 20	SAMFORD	*DP	3	0	0	0	0	0	0	0	0	0	0	0	0	0	1	0	0	0	0	.375	
Feb. 21	BELMONT	*DP	1	1	1	1	0	0	0	1	0	0	0	0	0	0	0	0	0	0	0	.400	
Feb. 21	DELAWARE STATE	*C	1	1	0	0	0	0	0	1	0	0	0	0	0	0	0	5	1	0	0	.385	
Feb. 22	DELAWARE STATE																						CANCELED
Feb. 25	at Georgia Tech	*DP	2	0	0	1	0	0	0	0	0	0	0	0	1	0	1	0	0	0	0	.357	
Feb. 27	vs. Wofford	*DP	2	0	0	0	0	0	0	1	0	0	0	0	0	1	0	0	0	0	0	.333	
Feb. 28	vs. Georgia Southern	*C	3	0	0	0	0	0	0	0	0	0	0	0	0	0	2	8	0	0	0	.303	
Feb. 28	at #25 Clemson	*DP	2	0	0	0	0	0	0	0	0	0	0	0	0	0	1	0	0	0	0	.286	
Mar. 1	at #25 Clemson																						DNP
Mar. 4	at UAB	*DP/C	3	0	1	0	0	0	0	0	0	0	0	0	0	0	0	0	0	0	0	.289	
Mar. 6	vs. New Mexico	*C	2	0	0	0	0	0	0	0	0	0	0	0	0	0	1	4	1	0	0	.275	
Mar. 6	at South Alabama																						DNP
Mar. 7	vs. New Mexico	*C	2	0	0	0	0	0	0	0	0	0	0	0	0	0	2	9	0	0	0	.262	
Mar. 7	vs. Samford																						DNP
Mar. 8	at South Alabama																						DNP
Mar. 10	SOUTHEAST MISSOURI	*C	2	1	1	0	0	0	0	0	0	0	0	0	0	0	0	6	1	0	0	.273	
Mar. 10	SOUTHEAST MISSOURI	PH	0	0	0	0	0	0	0	1	0	0	0	0	0	0	0	0	0	0	0	.273	
Mar. 13	#1 TENNESSEE*	*DP	2	0	0	0	0	0	0	0	0	0	0	0	0	0	1	0	0	0	0	.261	
Mar. 14	#1 TENNESSEE*																						DNP
Mar. 15	#1 TENNESSEE*																						DNP
Mar. 18	UAB	PH	1	0	0	0	0	0	0	0	0	0	0	0	0	0	0	0	0	0	0	.255	
Mar. 20	at #15 Georgia*	*C	1	0	0	0	0	0	0	0	0	0	0	0	0	0	0	4	0	0	0	.250	
Mar. 21	at #15 Georgia*																						DNP
Mar. 22	at #15 Georgia*	PH	1	0	1	0	0	0	0	0	0	0	0	0	0	0	0	0	0	0	0	.265	
Mar. 25	UT MARTIN	PH	1	0	0	0	0	0	0	0	0	0	0	0	0	0	0	0	0	0	0	.260	
Mar. 28	#23 SOUTH CAROLINA*	PH	1	0	0	0	0	0	0	0	0	0	0	0	0	0	0	0	0	0	0	.255	
Mar. 29	#23 SOUTH CAROLINA*																						DNP
Mar. 30	#23 SOUTH CAROLINA*	*DP	2	0	1	0	1	0	0	0	0	0	0	0	0	0	0	0	0	0	0	.264	
Apr. 3	at #5 Florida*	*DP	3	0	2	0	0	0	0	0	0	0	0	0	0	0	0	0	0	0	0	.286	
Apr. 4	at #5 Florida*	*DP	4	1	1	0	0	0	0	0	0	0	0	0	0	0	0	0	0	0	0	.283	
Apr. 5	at #5 Florida*	*DP	3	0	0	0	0	0	0	0	0	0	0	0	0	0	0	0	0	0	0	.270	
Apr. 10	#8 ARKANSAS*	*DP	3	0	1	0	0	0	0	0	0	0	0	0	0	0	1	0	0	0	0	.273	
Apr. 11	#8 ARKANSAS*	*DP	2	0	0	0	0	0	0	0	0	0	0	0	0	0	1	0	0	0	0	.265	
Apr. 12	#8 ARKANSAS*	*DP	2	0	0	0	0	0	0	1	0	0	0	0	0	0	1	0	0	0	0	.257	
Apr. 17	at #12 Texas A&M*	PH	1	0	1	0	0	0	0	0	0	0	0	0	0	0	0	0	0	0	0	.268	
Apr. 18	at #12 Texas A&M*	*DP	3	0	1	0	0	0	0	0	0	0	0	0	0	0	0	0	0	0	0	.270	
Apr. 19	at #12 Texas A&M*	*DP	2	1	1	0	0	0	0	2	0	0	0	0	0	0	0	0	0	0	0	.276	
Apr. 24	#20 LSU*																						DNP
Apr. 25	#20 LSU*																						DNP
Apr. 26	#20 LSU*																						DNP
Apr. 30	at Ole Miss*																						DNP
May 1	at Ole Miss*																						DNP
May 2	at Ole Miss*																						DNP

MULTI-HIT GAMES

	2	3	4	5+	TOTAL
2023	6	1	--	--	7
2024	4	--	--	--	4
2025	14	2	--	--	16
2026	2	--	--	--	2
TOTAL	26	3	--	--	29

MULTI-RBI GAMES

	2	3	4	5+	TOTAL
2023	13	2	--	--	15
2024	2	--	1	--	3
2025	11	2	1	--	14
2026	1	--	--	--	1
TOTAL	27	4	2	--	33

	AVG	GP-BS	AB	R	H	2B	3B	HR	RBI	TB	SLG	BB	HBP	K	GDP	OBP	SF	SH	SB-SBA	PO	A	E	FLD
2023*	.280	56-56	150	13	42	14	1	5	40	73	.487	22	7	25	0	.392	2	0	0-0	202	15	4	.982
2024*	.221	43-38	86	8	19	3	0	2	15	28	.326	16	3	18	0	.358	1	1	1-1	62	13	3	.962
2025*	.390	53-53	154	34	60	14	0	7	42	95	.617	29	5	10	1	.497	1	0	3-3	253	22	2	.993
2026	.276	40-32	76	7	21	1	0	0	8	22	.289	17	0	15	2	.400	2	0	0-0	83	4	0	1.000
TOTAL	.305	192-179	466	62	142	32	1	14	105	218	.468	84	15	68	3	.422	6	1	4-4	600	54	9	.986

*at Southern Illinois

20 SARA PHILLIPS P SOPHOMORE | R/R | 5-10 // TRUSSVILLE, ALA. (HEWITT-TRUSSVILLE HS)



SEASON HIGHS and CAREER HIGHS table with columns for Innings, Longest Start, Shortest Start, etc.

NOTEWORTHY

- » Has not seen game action.
» Made five appearances, including one start, in the circle in 2025
» Pitched to a 4.20 ERA over 10.0 innings.
» Threw 6.1 innings in her first career start against Northwestern State (3/1/25) to earn her first career win.

PHILLIPS' GAME-BY-GAME STATS

Table with columns: DATE, OPPONENT, GS, DEC, IP, H, R, ER, BB, SO, 2B, 3B, HR, WP, HBP, IBB, BF, PC, ERA, PO, A, E. Includes 'CANCELED' for Feb 22 vs Delaware State.

STANDOUT GAMES

Table with columns: 2026, CAREER. Rows: 5+ Strikeouts, 10+ Strikeouts, 2-run or less CG.

STREAKS

Table with columns: ACTIVE, CAREER. Rows: Wins, Scoreless Innings.

Summary table with columns: ERA, W-L, APP, GS, CG, SHD, SV, IP, H, R, ER, BB, SO, 2B, 3B, HR, BF, B/AVG, WP, HP, PO, A, E, FLD.



21 **BRINKLEY MORETON** P
FRESHMAN | 5-7 | R/R // SUMMERS, ARK. (LINCOLN HS)

SEASON HIGHS		
At-Bats		
Hits		
Runs Scored		
Runs Batted In		
Doubles		
Triples		
Home Runs		
Walks		
Stolen Bases		
Putouts		
Assists	1	vs. Northwestern State, 2/6/26
Hitting Streak		

CAREER HIGHS		
At-Bats		
Hits		
Runs Scored		
Runs Batted In		
Doubles		
Triples		
Home Runs		
Walks		
Stolen Bases		
Putouts		
Assists	1	vs. Northwestern State, 2/6/26
Hitting Streak		

NOTEWORTHY

- » Tabbed to Softball America's Freshman Watch List.
- » Ranked No. 23 overall in the class by Extra Inning Softball and No. 44 in the class nationally by Perfect Game.
- » Considered the No. 10 two-way player in the class by Extra Inning.
- » Tabbed the top player in the state in the SBSR Arkansas 2025 Player Rankings.
- » Set the Arkansas single-season state record for RBIs with 65 as a freshman.

MORETON'S GAME-BY-GAME STATS

DATE	OPPONENT	POS	AB	R	H	RBI	2B	3B	HR	BB	SB	CS	HBP	SH	SF	GDP	K	PO	A	E	AVG	
Feb. 5	at Baylor		DNP																			
Feb. 6	vs. Northwestern State	P	0	0	0	0	0	0	0	0	0	0	0	0	0	0	0	0	1	0	--	
Feb. 6	vs. Wichita State		DNP																			
Feb. 7	vs. New Mexico		DNP																			
Feb. 10	SOUTHERN MISS		DNP																			
Feb. 13	MURRAY STATE		DNP																			
Feb. 13	RUTGERS		DNP																			
Feb. 14	RUTGERS		DNP																			
Feb. 14	NORTH TEXAS		DNP																			
Feb. 15	NORTH TEXAS		DNP																			
Feb. 18	MEMPHIS	P	0	0	0	0	0	0	0	0	0	0	0	0	0	0	0	0	0	0	--	
Feb. 20	BELMONT		DNP																			
Feb. 20	SAMFORD		DNP																			
Feb. 21	BELMONT		DNP																			
Feb. 21	DELAWARE STATE	P	0	0	0	0	0	0	0	0	0	0	0	0	0	0	0	0	0	0	--	
Feb. 22	DELAWARE STATE																					
Feb. 25	at Georgia Tech		DNP																			
Feb. 27	vs. Wofford		DNP																			
Feb. 28	vs. Georgia Southern		DNP																			
Feb. 28	at #25 Clemson		DNP																			
Mar. 1	at #25 Clemson		DNP																			
Mar. 4	at UAB		DNP																			
Mar. 6	vs. New Mexico		DNP																			
Mar. 6	at South Alabama		DNP																			
Mar. 7	vs. New Mexico		DNP																			
Mar. 7	vs. Samford		DNP																			
Mar. 8	at South Alabama		DNP																			
Mar. 10	SOUTHEAST MISSOURI		DNP																			
Mar. 10	SOUTHEAST MISSOURI		DNP																			
Mar. 13	#1 TENNESSEE*		DNP																			
Mar. 14	#1 TENNESSEE*		DNP																			
Mar. 15	#1 TENNESSEE*		DNP																			
Mar. 18	UAB		DNP																			
Mar. 20	at #15 Georgia*		DNP																			
Mar. 21	at #15 Georgia*		DNP																			
Mar. 22	at #15 Georgia*		DNP																			
Mar. 25	UT MARTIN		DNP																			
Mar. 28	#23 SOUTH CAROLINA*		DNP																			
Mar. 29	#23 SOUTH CAROLINA*		DNP																			
Mar. 30	#23 SOUTH CAROLINA*		DNP																			
Apr. 3	at #5 Florida*		DNP																			
Apr. 4	at #5 Florida*		DNP																			
Apr. 5	at #5 Florida*		DNP																			
Apr. 10	#8 ARKANSAS*		DNP																			
Apr. 11	#8 ARKANSAS*		DNP																			
Apr. 12	#8 ARKANSAS*		DNP																			
Apr. 17	at #12 Texas A&M*		DNP																			
Apr. 18	at #12 Texas A&M*		DNP																			
Apr. 19	at #12 Texas A&M*		DNP																			
Apr. 24	#20 LSU*																					--
Apr. 25	#20 LSU*																					--
Apr. 26	#20 LSU*																					--
Apr. 30	at Ole Miss*																					--
May 1	at Ole Miss*																					--
May 2	at Ole Miss*																					--

MULTI-HIT GAMES

	2	3	4	5+	TOTAL
2026	--	--	--	--	0
TOTAL	--	--	--	--	0

MULTI-RBI GAMES

	2	3	4	5+	TOTAL
2026	--	--	--	--	0
TOTAL	--	--	--	--	0

	AVG	GP-GS	AB	R	H	2B	3B	HR	RBI	TB	SLG	BB	HBP	SO	GDP	OBP	SF	SH	SB-ATT	PO	A	E	FLD
2026	.000	3-0	0	0	0	0	0	0	0	0	.000	0	0	0	0	.000	0	0	0-0	0	1	0	1.000
TOTAL	.000	3-0	0	0	0	0	0	0	0	0	.000	0	0	0	0	.000	0	0	0-0	0	1	0	1.000



21 BRINKLEY MORETON P FRESHMAN | 5-7 | R/R // SUMMERS, ARK. (LINCOLN HS)

SEASON HIGHS

Table with 3 columns: Stat, Value, Opponent/Date. Rows include Innings (2.0 vs Northwestern State, 2/6/26), Longest Start, Shortest Start, Longest Relief (2.0 vs Northwestern State, 2/6/26), Strikeouts, Walks (1, 2x, last, Memphis, 2/18/26), Hits (2, 2x, last, Delaware State, 2/21/26), Runs (3, Memphis, 2/18/26), Earned Runs (3, Memphis, 2/18/26), Pitch Count (26 vs Northwestern State, 2/6/26), Putouts, Assists (1 vs Northwestern State, 2/6/26).

CAREER HIGHS

Table with 3 columns: Stat, Value, Opponent/Date. Rows include Innings (2.0 vs Northwestern State, 2/6/26), Longest Start, Shortest Start, Longest Relief (2.0 vs Northwestern State, 2/6/26), Strikeouts, Walks (1, 2x, last, Memphis, 2/18/26), Hits (2, 2x, last, Delaware State, 2/21/26), Runs (3, Memphis, 2/18/26), Earned Runs (3, Memphis, 2/18/26), Pitch Count (26 vs Northwestern State, 2/6/26), Putouts, Assists (1 vs Northwestern State, 2/6/26).

NOTEWORTHY

- » Tabbed to Softball America's Freshman Watch List.
» Has made three appearances in the circle.
» Threw 2.0 scoreless innings vs. Northwestern State (2/6) in her collegiate debut without allowing a hit.
» Ranked No. 23 overall in the class by Extra Inning Softball and No. 44 in the class nationally by Perfect Game.
» Considered the No. 10 two-way player in the class by Extra Inning.
» Tabbed the top player in the state in the SBSR Arkansas 2025 Player Rankings.
» Pitched this summer in The Alliance Fastpitch All-Star Game.
» Struck out more than 800 batters in her high school career

MORETONS'S GAME-BY-GAME STATS

Table with 20 columns: DATE, OPPONENT, GS, DEC, IP, H, R, ER, BB, SO, 2B, 3B, HR, WP, HBP, IBB, BF, PC, ERA, PO, A, E. Rows list game dates from Feb 5 to May 2 with corresponding stats and opponent names.

STANDOUT GAMES

Table with 3 columns: Stat, 2026, CAREER. Rows include 5+ Strikeouts, 10+ Strikeouts, 2-run or less CG.

STREAKS

Table with 3 columns: Stat, ACTIVE, CAREER. Rows include Wins, Scoreless Innings.

Summary table with 21 columns: ERA, W-L, APP, GS, CG, SHO, SV, IP, H, R, ER, BB, SO, 2B, 3B, HR, BF, B/AVG, WP, HP, PO, A, E, FLD. Rows include 2026 season totals and a TOTAL row.

22 TATUM SILVA OF
JUNIOR | L/L | 5-6 // RESCUE, CALIF. (PONDEROSA HS / UTAH STATE)



SEASON HIGHS

At-Bats	4	at Florida, 4/4/26
Hits	3	at Florida, 4/4/26
Runs Scored	1	12x, last, Arkansas, 4/12/26
Runs Batted In	2	Murray State, 2/13/26
Doubles	1	UAB, 3/18/26
Home Runs		
Walks	2	at South Alabama, 3/8/26
Stolen Bases	1	3x, last, at Georgia, 3/20/26
Putouts	4	2x, last, at Georgia, 3/21/26
Assists	1	2x, last, Southeast Missouri, 3/10/26
Hitting Streak	3 gm	2/21/26, Delaware State to 2/27/26, vs. Wofford

CAREER HIGHS

At-Bats	5	8x, last, New Mexico, 4/2/25
Hits	3	3x, last, at Florida, 4/4/26
Runs Scored	3	at Utah Tech, 2/22/25
Runs Batted In	3	2x, last, vs. Abilene Christian, 2/7/25
Doubles	1	5x, last, UAB, 3/18/26
Triples	1	4x, last, UNLV, 4/26/25
Home Runs	1	Colorado State, 4/14/25
Walks	3	vs. Oregon State, 2/28/25
Stolen Bases	2	at Colorado State, 3/27/25
Putouts	6	at San Diego State, 3/17/24
Assists	1	6x, last, Southeast Missouri, 3/10/26
Hitting Streak	11	2/6/25, vs. Villanova to 2/21/25, vs. UC San Diego

NOTEWORTHY

- » Has played in 44 of 48 games, making 17 starts and seeing time in left field and center field.
- » Batting .304 (14-for-46) on the year.
- » Collected a career-high-tying three hits at **No. 5 Florida (4/4)**.
- » Singled, walked, stole a base and scored at **No. 15 Georgia (3/20)**.
- » Doubled and scored the game-winning run against **UAB (3/18)**.
- » Started and recorded a season-high four putouts against **No. 1 Tennessee (3/13)**.
- » Walked twice at **South Alabama (3/8)**.
- » Went 2-for-2 vs. **Samford (3/7)** with an RBI.
- » Singled and scored at **UAB (3/4)**.
- » Singled and provided a sacrifice fly in the win at **No. 25 Clemson (3/1)**.
- » Singled home a run vs. **Wofford (2/27)**.
- » Singled and scored at **Georgia Tech (2/25)**.
- » Singled home a run and was hit by a pitch against **Delaware State (2/21)**.
- » Stole a base against **Samford (2/20)**.
- » Plated two runs against **Murray State (2/13)** after coming on as a pinch runner.
- » Scored as a pinch runner against **Southern Miss (2/10)**.
- » Scored as a pinch runner at **Baylor (2/5)** before playing center field.
- » Earned First Team All-Mountain West honors in 2025.
- » Played in 50 games making 48 starts in left field last year for Utah State.
- » Ranked third in the Mountain West last year with a .491 (27-for-55) batting average in conference play while totaling just five strikeouts.
- » Ranked second in the MWC in on-base percentage (.554) during league play.

SILVA'S GAME-BY-GAME STATS

DATE	OPPONENT	POS	AB	R	H	RBI	2B	3B	HR	BB	SB	CS	HBP	SH	SF	GDP	K	PO	A	E	AVG	
Feb. 5	at Baylor	PR/CF	2	1	0	0	0	0	0	0	0	0	0	0	0	0	0	0	0	0	0	.000
Feb. 6	vs. Northwestern State	LF	1	0	0	0	0	0	0	0	0	0	0	0	0	0	0	0	0	0	0	.000
Feb. 6	vs. Wichita State	LF	0	1	0	0	0	0	0	0	0	0	0	0	0	0	0	0	0	0	0	.000
Feb. 7	vs. New Mexico	LF	1	0	0	0	0	0	0	0	0	0	0	0	0	0	0	2	0	0	0	.000
Feb. 10	SOUTHERN MISS	LF	0	1	0	0	0	0	0	0	0	0	0	0	0	0	0	0	0	0	0	.000
Feb. 13	MURRAY STATE	PR/LF	1	0	1	2	0	0	0	0	0	0	0	0	0	0	0	1	0	0	0	.200
Feb. 13	RUTGERS	LF	0	0	0	0	0	0	0	0	0	0	0	0	0	0	0	1	0	0	0	.200
Feb. 14	RUTGERS																					
Feb. 14	NORTH TEXAS	LF	0	0	0	0	0	0	0	0	0	0	0	0	0	0	0	0	0	0	0	.200
Feb. 15	NORTH TEXAS	LF	0	0	0	0	0	0	0	0	0	0	0	0	0	0	0	0	0	0	0	.200
Feb. 18	MEMPHIS	LF	0	0	0	0	0	0	0	0	0	0	0	0	0	0	0	0	0	0	0	.200
Feb. 20	BELMONT	PR/LF	0	0	0	0	0	0	0	0	0	0	0	0	0	0	0	2	0	0	0	.200
Feb. 20	SAMFORD	PR/LF	0	0	0	0	0	0	0	1	0	0	0	0	0	0	0	0	0	0	0	.200
Feb. 21	BELMONT	PF/CF	1	0	0	0	0	0	0	0	0	0	0	0	0	0	0	1	0	0	0	.167
Feb. 21	DELAWARE STATE	CF	1	0	1	1	0	0	0	0	0	0	1	0	0	0	0	0	0	0	0	.286
Feb. 22	DELAWARE STATE																					
Feb. 25	at Georgia Tech	LF	1	1	1	0	0	0	0	0	0	0	0	0	0	0	0	0	0	0	0	.375
Feb. 27	vs. Wofford	*CF/LF	3	1	1	1	0	0	0	0	0	0	0	0	0	0	1	0	1	0	0	.364
Feb. 28	vs. Georgia Southern	*CF/LF	1	0	0	0	0	0	0	0	0	0	0	1	0	0	0	1	0	0	0	.333
Feb. 28	at #25 Clemson	LF	0	0	0	0	0	0	0	0	0	0	0	0	0	0	0	0	0	0	0	.333
Mar. 1	at #25 Clemson	PH/CF	1	1	1	1	0	0	0	0	0	0	0	1	0	0	1	0	0	0	0	.385
Mar. 4	at UAB	*CF/LF	2	1	1	0	0	0	0	0	0	0	0	0	0	0	0	0	0	0	0	.400
Mar. 6	vs. New Mexico	*CF/LF	2	0	0	0	0	0	0	0	0	0	0	0	0	0	1	0	0	0	0	.353
Mar. 6	at South Alabama	PR/LF	0	0	0	0	0	0	0	0	0	0	0	0	0	0	0	0	0	0	0	.353
Mar. 7	vs. New Mexico	LF	0	0	0	0	0	0	0	0	0	0	0	0	0	0	0	0	0	0	0	.353
Mar. 7	vs. Samford	*CF/LF	2	1	2	1	0	0	0	0	0	0	0	1	0	0	0	0	0	0	0	.421
Mar. 8	at South Alabama	*CF/LF	1	0	0	0	0	0	0	2	1	0	0	0	0	0	0	0	0	0	0	.400
Mar. 10	SOUTHEAST MISSOURI	LF	1	0	1	0	0	0	0	0	0	0	0	0	0	0	0	1	0	0	0	.429
Mar. 10	SOUTHEAST MISSOURI	*CF/LF	2	1	0	0	0	0	0	0	0	0	0	0	0	0	0	1	1	0	0	.391
Mar. 13	#1 TENNESSEE*	CF/LF	2	0	0	0	0	0	0	0	0	0	0	0	0	0	0	4	0	0	0	.360
Mar. 14	#1 TENNESSEE*	PR	0	0	0	0	0	0	0	0	0	0	0	0	0	0	0	0	0	0	0	.360
Mar. 15	#1 TENNESSEE*	LF/CF	0	0	0	0	0	0	0	0	0	0	0	0	0	0	0	1	0	0	0	.360
Mar. 18	UAB	*CF	2	1	1	0	1	0	0	0	0	0	0	0	0	0	0	1	0	0	0	.370
Mar. 20	at #15 Georgia*	*CF/LF	3	1	1	0	0	0	1	1	0	0	0	0	0	0	0	2	0	0	0	.367
Mar. 21	at #15 Georgia*	*CF/LF	2	0	0	0	0	0	0	0	0	0	0	0	0	0	1	4	0	0	0	.344
Mar. 22	at #15 Georgia*	*CF/LF	3	0	0	0	0	0	0	0	0	0	0	0	0	0	0	1	0	0	0	.314
Mar. 25	UT MARTIN	*CF/LF	2	0	0	0	0	0	0	0	0	0	0	0	0	0	0	1	0	0	0	.297
Mar. 28	#23 SOUTH CAROLINA*	*CF	1	0	0	0	0	0	0	0	0	0	0	0	0	0	1	1	0	0	0	.289
Mar. 29	#23 SOUTH CAROLINA*	LF	0	0	0	0	0	0	0	0	0	0	0	0	0	0	0	0	0	0	0	.289
Mar. 30	#23 SOUTH CAROLINA*	CF/LF	1	0	0	0	0	0	0	0	0	0	0	0	0	0	0	0	0	0	0	.282
Apr. 3	at #5 Florida*	PR/CF	0	0	0	0	0	0	0	0	0	0	0	0	0	0	0	0	0	0	0	.282
Apr. 4	at #5 Florida*	*CF/LF	4	0	3	0	0	0	0	0	0	0	0	0	0	0	1	3	0	1	0	.326
Apr. 5	at #5 Florida*	*CF/LF	2	0	0	0	0	0	0	0	0	0	0	0	0	0	1	3	0	0	0	.311
Apr. 10	#8 ARKANSAS*	LF	0	0	0	0	0	0	0	0	0	0	0	0	0	0	0	1	0	0	0	.311
Apr. 11	#8 ARKANSAS*	*CF	1	0	0	0	0	0	0	0	0	0	0	0	0	0	0	3	0	0	0	.304
Apr. 12	#8 ARKANSAS*	PR/LF	0	1	0	0	0	0	0	0	0	0	0	0	0	0	0	1	0	0	0	.304
Apr. 17	at #12 Texas A&M*																					
Apr. 18	at #12 Texas A&M*																					
Apr. 19	at #12 Texas A&M*																					
Apr. 24	#20 LSU*																					
Apr. 25	#20 LSU*																					
Apr. 26	#20 LSU*																					
Apr. 30	at Ole Miss*																					
May 1	at Ole Miss*																					
May 2	at Ole Miss*																					

MULTI-HIT GAMES

	2	3	4	5+	TOTAL
2024	10	--	--	--	10
2025	10	2	--	--	12
2026	1	1	--	--	2
TOTAL	21	3	--	--	24

MULTI-RBI GAMES

	2	3	4	5+	TOTAL
2024	--	1	--	--	1
2025	8	1	--	--	9
2026	1	--	--	--	1
TOTAL	9	2	--	--	11



23

DES RIVERA C/INF

SENIOR | R/R | 5-6 // CHINO, CALIF. (BISHOP AMAT MEMORIAL HS / OREGON STATE / IOWA)

SEASON HIGHS

At-Bats	4	2x, last, at Florida, 4/4/26
Hits	2	8x, last, at Florida, 4/4/26
Runs Scored	1	12x, last, at Texas A&M, 4/19/26
Runs Batted In	3	2x, last, Delaware State, 2/21/26
Doubles	2	at Clemson, 3/1/26
Home Runs	1	3x, last, at Georgia Tech, 2/25/26
Walks	1	4x, last, vs. New Mexico, 3/7/26
Stolen Bases	1	vs. Wofford, 2/27/26
Putouts	15	2x, last, UAB, 3/18/26
Assists	3	at UAB, 3/4/26
Hitting Streak	7 gm	2/21/26, Belmont to 3/1/26, at Clemson

CAREER HIGHS

At-Bats	5	at Arizona, 4/28/23
Hits	3	3x, last, Arizona State, 5/6/23
Runs Scored	2	3x, last, vs. Abilene Christian, 2/15/25
Runs Batted In	3	5x, last, Delaware State, 2/21/26
Doubles	2	3x, last, at Clemson, 3/1/26
Home Runs	1	6x, last, at Georgia Tech, 2/25/26
Walks	2	6x, last, Rutgers, 5/4/25
Stolen Bases	1	vs. Wofford, 2/27/26
Putouts	17	Utah, 5/12/22
Assists	4	at UCLA, 4/8/23
Hitting Streak	8 gm	4/15/23, Washington to 5/7/23, Arizona State

NOTEWORTHY

- » Has played in 45 of 48 games, starting 40 at catcher or designated player.
- » Batting .269 (29-for-108) on the year.
- » Has tied MSU single-season record with five sacrifice flies.
- » Is the last remaining SEC player and one of three nationally without a strikeout this year.
- » Reached base in every game of the series at **No. 12 Texas A&M (4/17-19)**.
- » Posted her eighth multi-hit game of the year at **No. 5 Florida (4/4)** along with a double.
- » Caught a runner stealing against **No. 23 South Carolina (3/28)**.
- » Tied the MSU single-season record with her fifth sacrifice fly at **No. 15 Georgia (3/22)**.
- » Went 2-for-3 off the bench against the **Bulldogs (3/20)** with a double and an RBI.
- » Tagged out the go-ahead run out at the plate against the **Lady Vols (3/13)** to force extras.
- » Went 2-for-2 with two RBIs against **SE Missouri (3/10)** and added a sacrifice fly in the second game.
- » Picked up a pair of doubles in the win at **No. 25 Clemson (3/1)**.
- » Homered at **Georgia Tech (2/25)** as part of a two-hit day.
- » Hit a two-run homer and a sacrifice fly against **Delaware State (2/21)**.
- » Drove in two runs against **Belmont (2/21)**.
- » Went 2-for-2 with a walk and run scored against **Rutgers (2/14)**.
- » Homered and doubled against **Southern Miss (2/10)**.
- » Picked a runner off first vs. **Wichita State (2/6)** and later provided a sacrifice bunt to move the tying run over.

MULTI-HIT GAMES

	2	3	4	5+	TOTAL
2022*	3	--	--	--	3
2023*	3	3	--	--	6
2025^	8	--	--	--	8
2026	8	--	--	--	8
TOTAL	22	3	--	--	25

MULTI-RBI GAMES

	2	3	4	5+	TOTAL
2022*	2	1	--	--	3
2023*	--	1	--	--	1
2025^	3	1	--	--	4
2026	2	2	--	--	4
TOTAL	7	5	--	--	12

RIVERA'S GAME-BY-GAME STATS

DATE	OPPONENT	POS	AB	R	H	RBI	2B	3B	HR	BB	SB	CS	HBP	SH	SF	GDP	K	PO	A	E	AVG
Feb. 5	at Baylor	*C	2	1	0	0	0	0	0	0	0	0	0	0	0	1	0	4	2	0	.000
Feb. 6	vs. Northwestern State		DNP																		
Feb. 6	vs. Wichita State	*C	1	0	0	0	0	0	0	0	0	0	0	1	0	0	0	6	2	0	.000
Feb. 7	vs. New Mexico	PR/C	0	1	0	1	0	0	0	0	0	0	0	0	1	0	0	5	0	0	.000
Feb. 10	SOUTHERN MISS	*C	3	1	2	3	1	0	1	0	0	0	0	0	0	0	0	10	0	0	.333
Feb. 13	MURRAY STATE		DNP																		
Feb. 13	RUTGERS	*C	3	0	0	0	0	0	0	0	0	0	0	0	0	0	0	7	1	0	.222
Feb. 14	RUTGERS	*C	2	1	2	0	0	0	0	1	0	0	0	0	0	0	0	12	1	0	.364
Feb. 14	NORTH TEXAS	C	DNP																		
Feb. 15	NORTH TEXAS	*C	1	0	0	0	0	0	0	0	0	0	0	0	0	0	0	6	0	0	.333
Feb. 18	MEMPHIS	*C	3	0	1	0	0	0	0	0	0	0	0	0	0	0	0	10	0	0	.333
Feb. 20	BELMONT	PH	1	0	0	0	0	0	0	0	0	0	0	0	0	0	0	0	0	0	.313
Feb. 20	SAMFORD	*C	2	0	0	0	0	0	0	0	0	0	0	0	0	0	0	8	1	0	.278
Feb. 21	BELMONT	*C	3	0	1	2	0	0	0	0	0	0	0	0	0	1	0	15	0	0	.286
Feb. 21	DELAWARE STATE	DP	1	1	1	3	0	0	1	0	0	0	0	0	1	0	0	0	0	0	.318
Feb. 22	DELAWARE STATE																				
Feb. 25	at Georgia Tech	*C	4	1	2	1	0	0	1	0	0	0	0	0	0	0	0	14	0	0	.346
Feb. 27	vs. Wofford	*C	3	1	2	1	0	0	0	1	0	0	0	1	0	0	0	9	0	0	.379
Feb. 28	vs. Georgia Southern	*C	2	0	1	0	0	0	0	0	0	0	0	0	0	0	0	0	0	0	.387
Feb. 28	at #25 Clemson	*DP	3	0	1	0	0	0	0	0	0	0	0	0	0	0	0	8	1	0	.382
Mar. 1	at #25 Clemson	*C	3	1	2	0	2	0	0	1	0	0	0	0	0	0	0	6	0	0	.405
Mar. 4	at UAB	*C	3	0	0	0	0	0	0	1	0	0	0	0	0	0	0	5	3	0	.375
Mar. 6	vs. New Mexico	C	1	0	0	0	0	0	0	0	0	0	0	0	0	0	0	1	0	0	.366
Mar. 6	at South Alabama	*C	2	0	0	1	0	0	0	0	0	0	0	0	1	0	0	14	1	0	.349
Mar. 7	vs. New Mexico	*DP/C	2	0	0	0	0	0	0	1	0	0	0	0	0	0	0	2	0	0	.333
Mar. 7	vs. Samford	*C	3	1	1	0	1	0	0	0	0	0	0	0	0	0	0	10	1	0	.333
Mar. 8	at South Alabama	*C	3	0	1	0	0	0	0	0	0	0	0	0	0	0	0	7	0	0	.333
Mar. 10	SOUTHEAST MISSOURI	*DP	2	1	2	2	0	0	0	0	0	0	0	0	0	0	0	0	0	0	.358
Mar. 10	SOUTHEAST MISSOURI	*C	2	0	0	1	0	0	0	0	0	0	0	1	0	0	0	11	0	0	.345
Mar. 13	#1 TENNESSEE*	*C	3	0	0	0	0	0	0	0	0	0	0	0	0	0	0	9	1	0	.328
Mar. 14	#1 TENNESSEE*	*C	2	0	0	0	0	0	0	0	0	0	1	0	0	0	0	10	1	0	.317
Mar. 15	#1 TENNESSEE*	*C	3	0	0	0	0	0	0	0	0	0	0	0	0	0	0	10	0	0	.302
Mar. 18	UAB	*C	2	0	0	0	0	0	0	0	0	0	0	0	0	0	0	15	0	0	.292
Mar. 20	at #15 Georgia*	PH/C	3	1	2	0	1	0	0	0	0	0	0	0	0	0	0	3	0	1	.309
Mar. 21	at #15 Georgia*	*C	3	0	1	0	0	0	0	0	0	0	0	0	0	0	0	10	1	0	.310
Mar. 22	at #15 Georgia*	*C	3	0	0	1	0	0	0	0	0	0	0	1	0	0	0	6	1	1	.297
Mar. 25	UT MARTIN	*C	3	0	0	0	0	0	0	0	0	0	0	0	0	0	0	12	1	0	.286
Mar. 28	#23 SOUTH CAROLINA*	*C	3	0	1	0	0	0	0	0	0	0	0	0	0	0	0	9	1	0	.288
Mar. 29	#23 SOUTH CAROLINA*	*C	3	0	0	0	0	0	0	0	0	0	0	0	0	0	0	9	1	0	.277
Mar. 30	#23 SOUTH CAROLINA*	*C	3	0	1	0	0	0	0	0	0	0	0	0	0	0	0	9	0	0	.279
Apr. 3	at #5 Florida*	*C	3	0	0	0	0	0	0	0	0	0	0	0	0	0	0	3	0	0	.270
Apr. 4	at #5 Florida*	*C	4	0	2	1	1	0	0	0	0	0	0	0	0	0	0	9	1	0	.280
Apr. 5	at #5 Florida*	*C	3	0	0	0	0	0	0	0	0	0	0	0	0	0	0	7	1	0	.271
Apr. 10	#8 ARKANSAS*	*C	2	0	1	0	1	0	0	0	0	0	0	1	0	0	0	3	0	0	.276
Apr. 11	#8 ARKANSAS*	*C	2	0	0	0	0	0	0	0	0	0	0	0	0	0	0	4	0	0	.270
Apr. 12	#8 ARKANSAS*	*C	1	0	0	0	0	0	0	0	0	0	0	0	0	0	0	5	0	0	.267
Apr. 17	at #12 Texas A&M*	*C	3	0	1	1	0	0	0	0	0	0	0	0	0	0	0	1	0	0	.269
Apr. 18	at #12 Texas A&M*	*C	2	0	1	0	0	0	0	0	0	0	0	0	0	0	0	5	0	0	.274
Apr. 19	at #12 Texas A&M*	*C	2	1	0	1	0	0	0	0	0	0	1	0	0	0	0	7	0	0	.269
Apr. 24	#20 LSU*																				
Apr. 25	#20 LSU*																				
Apr. 26	#20 LSU*																				
Apr. 30	at Ole Miss*																				
May 1	at Ole Miss*																				
May 2	at Ole Miss*																				

	AVG	GP-GS	AB	R	H	2B	3B	HR	RBI	TB	SLG	BB	HBP	K	GDP	OBP	SF	SH	SB-SBA	PO	A	E	FLD
2022*	.180	48-45																					

24

MORGAN STILES INF

SOPHOMORE | 5-7 | R/R // ATHENS, ALA. (ATHENS HS)



SEASON HIGHS

At-Bats	5	vs. New Mexico, 2/6/26
Hits	4	Rutgers, 2/13/26
Runs Scored	3	Rutgers, 2/13/26
Runs Batted In	3	at Baylor, 2/6/26
Doubles	2	Rutgers, 2/13/26
Home Runs	1	2x, last, vs. New Mexico, 2/6/26
Walks	2	3x, last, Southeast Missouri, 3/10/26
Stolen Bases	1	Southeast Missouri, 3/10/26
Putouts	4	2x, last, vs. New Mexico, 3/7/2026
Assists	4	5x, last, Arkansas, 4/10/26
Hitting Streak	12 gm	5/16/25, vs. Washington to 2/14/26, Rutgers

CAREER HIGHS

At-Bats	5	vs. New Mexico, 2/6/26
Hits	4	Rutgers, 2/13/26
Runs Scored	3	Rutgers, 2/13/26
Runs Batted In	3	3x, last, at Baylor, 2/6/26
Doubles	2	Rutgers, 2/13/26
Home Runs	1	at Northwestern, 3/22/25
Walks	2	9x, last, vs. New Mexico, 2/6/26
Stolen Bases	1	4x, last, Southeast Missouri, 3/10/26
Putouts	6	at Texas Tech, 5/10/25
Assists	5	2x, last, Samford, 2/18/25
Hitting Streak	12 gm	5/16/25, vs. Washington to 2/14/26, Rutgers

NOTEWORTHY

- » Has started all 48 games at shortstop.
- » Third on the team with a .333 average.
- » Leading the team in hits while second in runs (27), on-base percentage (.424) and walks (21).
- » Third on the team in total bases (62).
- » Hit a two-run double in a 2-for-4 day at **No. 12 Texas A&M (4/19)** while also walking.
- » Doubled in a 2-for-4 day at **No. 5 Florida (4/4)**.
- » Went 2-for-3 at the plate against **No. 23 South Carolina (3/29)**.
- » Talled her 10th multi-hit game of the season, going 3-for-4 with two RBIs at **No. 15 Georgia (3/20)**.
- » Drove in the winning run against **UAB (3/18)**.
- » Drove in two runs with two hits against **SE Missouri (3/10)** and stole a base.
- » Collected two hits at **South Alabama (3/6)**.
- » Went 2-for-3 at **No. 25 Clemson (2/28)**.
- » Singled, walked and scored twice vs. **Georgia Southern (2/28)**.
- » Singled, walked twice and drove in a run vs. **Wofford (2/27)**.
- » Doubled, walked and scored twice against **Delaware State (2/21)**.
- » Doubled in a two-hit day against **Belmont (2/21)**.
- » Went 2-for-3 with two RBIs and a walk against **North Texas (2/15)**.
- » Went 6-for-7 on the opening day of **The Snowman (2/13-15)** with a career-high four hits against **Rutgers (2/13)**, including two doubles.
- » Led off the game vs. **New Mexico (2/7)** with a homer.
- » Went 2-for-4 vs. **Wichita State (2/6)**.
- » Walked twice, singled and scored vs. **Northwestern State (2/6)**.
- » Was a perfect 3-for-3 on Opening Day at **Baylor (2/5)** while drawing a walk and hitting a three-run homer.

STILES' GAME-BY-GAME STATS

DATE	OPPONENT	POS	AB	R	H	RBI	2B	3B	HR	BB	SB	CS	HBP	SH	SF	GDP	K	PO	A	E	AVG	
Feb. 5	at Baylor	*SS	3	2	3	3	0	0	1	1	0	0	0	0	0	0	0	0	0	0	0	1.000
Feb. 6	vs. Northwestern State	*SS	2	1	1	0	0	0	2	0	0	0	0	0	0	0	0	1	0	0	.800	
Feb. 6	vs. Wichita State	*SS	4	1	2	0	0	0	0	0	0	0	0	0	0	0	0	3	3	0	.667	
Feb. 7	vs. New Mexico	*SS	5	1	1	1	0	0	1	0	0	0	0	0	0	0	1	0	1	0	.500	
Feb. 10	SOUTHERN MISS	*SS	3	0	1	0	0	0	0	0	0	0	0	0	0	0	1	2	0	0	.471	
Feb. 13	MURRAY STATE	*SS	3	1	2	0	0	0	0	0	0	0	0	0	0	0	0	0	1	0	.500	
Feb. 13	RUTGERS	*SS	4	3	4	2	2	0	0	0	0	0	0	0	0	0	0	0	0	0	.583	
Feb. 14	RUTGERS	*SS	3	1	1	0	0	0	0	1	0	0	0	0	0	0	0	3	0	0	.556	
Feb. 14	NORTH TEXAS	*SS	3	0	0	1	0	0	0	1	0	0	0	0	0	0	0	0	4	0	.500	
Feb. 15	NORTH TEXAS	*SS	3	1	2	2	0	0	0	1	0	0	0	0	0	0	0	1	1	0	.515	
Feb. 18	MEMPHIS	*SS	2	1	0	0	0	0	1	0	0	1	0	0	0	0	0	0	1	0	.486	
Feb. 20	BELMONT	*SS	3	0	0	0	0	0	0	0	0	0	0	0	0	0	2	0	3	0	.447	
Feb. 20	SAMFORD	*SS	2	1	0	0	0	0	1	0	0	0	1	0	1	0	4	2	0	0	.425	
Feb. 21	BELMONT	*SS	3	1	2	0	1	0	0	0	0	0	1	0	0	0	0	0	2	0	.442	
Feb. 21	DELAWARE STATE	*SS	2	2	1	0	1	0	0	1	0	0	0	0	0	0	0	1	0	0	.444	
Feb. 22	DELAWARE STATE																				CANCELED	
Feb. 25	at Georgia Tech	*SS	4	0	1	0	0	0	0	0	0	0	0	0	0	0	0	0	0	0	.429	
Feb. 27	vs. Wofford	*SS	2	1	1	1	0	0	0	2	0	0	0	0	0	0	0	1	1	0	.431	
Feb. 28	vs. Georgia Southern	*SS	2	2	1	0	0	0	0	1	0	0	0	0	0	0	0	0	0	0	.434	
Feb. 28	at #25 Clemson	*SS	3	0	2	0	0	0	0	0	0	0	0	0	0	0	0	1	0	0	.446	
Mar. 1	at #25 Clemson	*SS	3	1	0	0	0	0	0	1	0	0	0	0	0	0	0	0	0	0	.424	
Mar. 4	at UAB	*SS	4	1	1	0	0	0	0	0	0	0	0	0	0	0	0	0	1	0	.413	
Mar. 6	vs. New Mexico	*SS	3	0	0	0	0	0	0	0	0	0	0	0	0	0	0	3	2	1	.394	
Mar. 6	at South Alabama	*SS	4	1	2	0	0	0	0	0	0	0	0	0	0	0	0	1	1	0	.400	
Mar. 7	vs. New Mexico	*SS	3	0	0	0	0	0	0	0	0	0	0	0	0	0	1	1	4	0	.384	
Mar. 7	vs. Samford	*SS	3	0	1	0	0	0	0	0	0	0	0	0	0	0	1	0	0	0	.382	
Mar. 8	at South Alabama	*SS	4	0	1	0	0	0	0	0	0	0	0	0	0	0	1	4	0	0	.375	
Mar. 10	SOUTHEAST MISSOURI	*SS/DP	3	1	2	2	0	0	0	0	1	0	0	0	0	0	0	0	1	1	.386	
Mar. 10	SOUTHEAST MISSOURI	*SS	2	0	0	0	0	0	0	2	0	0	0	0	0	0	0	1	2	0	.376	
Mar. 13	#1 TENNESSEE*	*SS	4	0	0	0	0	0	0	0	0	0	0	0	0	0	0	2	2	0	.360	
Mar. 14	#1 TENNESSEE*	*SS	3	0	1	0	0	0	0	0	0	0	0	0	0	0	0	1	2	0	.359	
Mar. 15	#1 TENNESSEE*	*SS	2	0	0	0	0	0	0	1	0	0	0	0	0	0	1	1	0	0	.351	
Mar. 18	UAB	*SS	3	0	1	1	0	0	0	0	0	0	0	0	0	0	0	0	1	0	.351	
Mar. 20	at #15 Georgia*	*SS	4	0	3	2	0	0	0	0	0	0	0	0	0	0	0	3	0	0	.366	
Mar. 21	at #15 Georgia*	*SS	4	0	1	1	0	0	0	0	0	0	0	0	0	1	1	0	2	0	.362	
Mar. 22	at #15 Georgia*	*SS	3	1	0	0	0	0	0	1	0	0	0	0	0	0	1	0	3	0	.352	
Mar. 25	UT MARTIN	*SS	3	0	1	0	0	0	0	1	0	0	0	0	0	0	0	2	0	0	.351	
Mar. 28	#23 SOUTH CAROLINA*	*SS	2	0	1	0	0	0	0	0	0	0	0	0	0	0	0	1	0	0	.354	
Mar. 29	#23 SOUTH CAROLINA*	*SS	3	0	2	0	0	0	0	0	0	0	0	0	0	0	0	1	3	2	.353	
Mar. 30	#23 SOUTH CAROLINA*	*SS	3	0	0	0	0	0	0	0	0	0	0	0	0	0	1	3	2	0	.353	
Apr. 3	at #5 Florida*	*SS	3	0	1	0	0	0	0	0	0	0	0	0	0	0	0	1	4	0	.352	
Apr. 4	at #5 Florida*	*SS	4	2	2	0	1	0	0	0	0	0	0	0	0	0	0	1	0	0	.357	
Apr. 5	at #5 Florida*	*SS	3	0	0	0	0	0	0	0	0	0	0	0	0	0	1	0	1	0	.349	
Apr. 10	#8 ARKANSAS*	*SS	3	0	1	0	1	0	0	0	0	0	0	0	0	0	0	1	0	4	.348	
Apr. 11	#8 ARKANSAS*	*SS	2	0	0	0	0	0	0	0	0	0	0	0	0	0	0	2	0	0	.343	
Apr. 12	#8 ARKANSAS*	*SS	3	0	0	0	0	0	0	0	0	0	0	0	0	0	1	0	1	0	.336	
Apr. 17	at #12 Texas A&M*	*SS	4	0	1	0	0	0	0	0	0	0	0	0	0	0	0	0	2	1	.333	
Apr. 18	at #12 Texas A&M*	*SS	2	0	0	0	0	0	0	1	0	0	0	0	0	0	0	0	2	0	.329	
Apr. 19	at #12 Texas A&M*	*SS	4	1	2	2	1	0	0	1	0	0	0	0	0	0	0	1	1	1	.333	
Apr. 24	#20 LSU*																					
Apr. 25	#20 LSU*																					
Apr. 26	#20 LSU*																					
Apr. 30	at Ole Miss*																					
May 1	at Ole Miss*																					
May 2	at Ole Miss*																					

MULTI-HIT GAMES

	2	3	4	5+	TOTAL
2025	8	2	--	--	10
2026	10	2	1	--	13
TOTAL	18	4	1	--	23

MULTI-RBI GAMES

	2	3	4	5+	TOTAL
2025	8	2	--	--	10
2026	5	1	--	--	6
TOTAL	13	3	--	--	16

	AVG	GP-GS	AB	R	H	2B	3B	HR	RBI	TB	SLG	BB	HBP	K	GDP	OBP	SF	SH	SB-SBA	PO	A	E	FLD
2025	.331	56-51	13																				



31 SYDNEY CARROLL UTL
 FRESHMAN | R/R | 6-2 // CHELSEA, ALA. (CHELSEA HS)

SEASON HIGHS	
At-Bats	
Hits	
Runs Scored	
Runs Batted In	
Doubles	
Triples	
Home Runs	
Walks	
Stolen Bases	
Putouts	
Assists	
Hitting Streak	

CAREER HIGHS	
At-Bats	
Hits	
Runs Scored	
Runs Batted In	
Doubles	
Triples	
Home Runs	
Walks	
Stolen Bases	
Putouts	
Assists	
Hitting Streak	

NOTEWORTHY

- » Has not seen game action.
- » Attended Chelsea High School where her team won the regular-season title three times (2022-24).
- » Began playing with the varsity team in eighth grade and was called up when the program reached the 6A and 7A area championships in 2021.
- » Led Chelsea in home runs in 2022, 2023, and 2024.
- » Played travel ball with the Mississippi Bombers helping the team complete an undefeated season in 2023-24 and reach a No. 2 national ranking.

CARROLL'S GAME-BY-GAME STATS

DATE	OPPONENT	POS	AB	R	H	RBI	2B	3B	HR	BB	SB	CS	HBP	SH	SF	GDP	K	PO	A	E	AVG	
Feb. 5	at Baylor		DNP																			
Feb. 6	vs. Northwestern State		DNP																			
Feb. 6	vs. Wichita State		DNP																			
Feb. 7	vs. New Mexico		DNP																			
Feb. 10	SOUTHERN MISS		DNP																			
Feb. 13	MURRAY STATE		DNP																			
Feb. 13	RUTGERS		DNP																			
Feb. 14	RUTGERS		DNP																			
Feb. 14	NORTH TEXAS		DNP																			
Feb. 15	NORTH TEXAS		DNP																			
Feb. 18	MEMPHIS		DNP																			
Feb. 20	BELMONT		DNP																			
Feb. 20	SAMFORD		DNP																			
Feb. 21	BELMONT		DNP																			
Feb. 21	DELAWARE STATE		DNP																			
Feb. 22	DELAWARE STATE																					
Feb. 25	at Georgia Tech		DNP																			
Feb. 27	vs. Wofford		DNP																			
Feb. 28	vs. Georgia Southern		DNP																			
Feb. 28	at #25 Clemson		DNP																			
Mar. 1	at #25 Clemson		DNP																			
Mar. 4	at UAB		DNP																			
Mar. 6	vs. New Mexico		DNP																			
Mar. 6	at South Alabama		DNP																			
Mar. 7	vs. New Mexico		DNP																			
Mar. 7	vs. Samford		DNP																			
Mar. 8	at South Alabama		DNP																			
Mar. 10	SOUTHEAST MISSOURI		DNP																			
Mar. 10	SOUTHEAST MISSOURI		DNP																			
Mar. 13	#1 TENNESSEE*		DNP																			
Mar. 14	#1 TENNESSEE*		DNP																			
Mar. 15	#1 TENNESSEE*		DNP																			
Mar. 18	UAB		DNP																			
Mar. 20	at #15 Georgia*		DNP																			
Mar. 21	at #15 Georgia*		DNP																			
Mar. 22	at #15 Georgia*		DNP																			
Mar. 25	UT MARTIN		DNP																			
Mar. 28	#23 SOUTH CAROLINA*		DNP																			
Mar. 29	#23 SOUTH CAROLINA*		DNP																			
Mar. 30	#23 SOUTH CAROLINA*		DNP																			
Apr. 3	at #5 Florida*		DNP																			
Apr. 4	at #5 Florida*		DNP																			
Apr. 5	at #5 Florida*		DNP																			
Apr. 10	#8 ARKANSAS*		DNP																			
Apr. 11	#8 ARKANSAS*		DNP																			
Apr. 12	#8 ARKANSAS*		DNP																			
Apr. 17	at #12 Texas A&M*		DNP																			
Apr. 18	at #12 Texas A&M*		DNP																			
Apr. 19	at #12 Texas A&M*		DNP																			
Apr. 24	#20 LSU*																					
Apr. 25	#20 LSU*																					
Apr. 26	#20 LSU*																					
Apr. 30	at Ole Miss*																					
May 1	at Ole Miss*																					
May 2	at Ole Miss*																					

MULTI-HIT GAMES

	2	3	4	5+	TOTAL
2026	--	--	--	--	0
TOTAL	--	--	--	--	0

MULTI-RBI GAMES

	2	3	4	5+	TOTAL
2026	--	--	--	--	0
TOTAL	--	--	--	--	0

	AVG	GP-GS	AB	R	H	2B	3B	HR	RBI	TB	SLG	BB	HBP	K	GDP	OBP	SF	SH	SB-SBA	PO	A	E	FLD
2026	--	--	--	--	--	--	--	--	--	--	--	--	--	--	--	--	--	--	--	--	--	--	--
TOTAL	--	--	--	--	--	--	--	--	--	--	--	--	--	--	--	--	--	--	--	--	--	--	--

33 KINLEY KELLER OF
 FRESHMAN | R/R | 5-9 // NEW BRAUNFELS, TEXAS (DAVENPORT HS)



SEASON HIGHS

At-Bats	4	at Texas A&M, 4/19/26
Hits	3	2x, last, at Texas A&M, 4/19/26
Runs Scored	3	North Texas, 2/15/26
Runs Batted In	2	2x, last, at Clemson, 3/1/26
Doubles	2	North Texas, 2/15/26
Triples		
Home Runs	1	2x, last, at Georgia, 3/21/26
Walks	1	4x, last, Arkansas, 4/10/26
Stolen Bases	1	3x, last, UT Martin, 3/25/26
Putouts	3	4x, last, at Texas A&M, 4/18/26
Assists	1	Tennessee, 3/13/26
Hitting Streak	5 gm	2/10/26, Southern Miss to 2/15/26, North Texas

CAREER HIGHS

At-Bats	4	at Texas A&M, 4/19/26
Hits	3	2x, last, at Texas A&M, 4/19/26
Runs Scored	3	North Texas, 2/15/26
Runs Batted In	2	2x, last, at Clemson, 3/1/26
Doubles	2	North Texas, 2/15/26
Triples		
Home Runs	1	2x, last, at Georgia, 3/21/26
Walks	1	4x, last, Arkansas, 4/10/26
Stolen Bases	1	3x, last, UT Martin, 3/25/26
Putouts	3	4x, last, at Texas A&M, 4/18/26
Assists	1	Tennessee, 3/13/26
Hitting Streak	5 gm	2/10/26, Southern Miss to 2/15/26, North Texas

NOTEWORTHY

- » Tabbed to Softball America's Freshman Watch List.
- » Has played in all 48 games, making 24 starts in center field.
- » Batting .309 (21-for-68).
- » If she qualified, would be top five on the team in average, slugging percentage and on-base percentage.
- » Recorded a career-high three hits at **No. 12 Texas A&M (4/19)**.
- » Produced an RBI single against **No. 23 South Carolina (3/29)**.
- » Collected an RBI single and a stolen base against **UT Martin (3/26)**.
- » Hit the game-winning home run in Game 2 at **No. 15 Georgia (3/21)** after entering as a defensive replacement.
- » Recorded her first career outfield assist against **No. 1 Tennessee (3/13)**.
- » Went 2-for-3 at **South Alabama (3/6)** with a stolen base.
- » Singled in her lone at-bat at **UAB (3/4)**.
- » Hit a two-run home run at **No. 25 Clemson (3/1)**.
- » Hit a sacrifice fly vs. **Wofford (2/27)**.
- » Singled and stole a base against **Delaware State (2/21)**.
- » Doubled in a run against **Samford (2/20)**.
- » Named **SEC Freshman of the Week (2/16)** for her play at **The Snowman (2/13-15)** where she went 8-for-12 at the plate with four doubles and six runs.
- » Went 3-for-3 against **North Texas (2/15)** with a pair of doubles, two RBIs and three runs scored.
- » First career hit was a double against **Murray State (2/13)**.
- » Played travel ball with Texas Bombers Gold, winning the 2024 Alliance Fastpitch 18U National Championship and finishing as runners-up in 2025.
- » Hit over .300 on the travel circuit every year of her high school career.
- » Holds Davenport High School's career batting average (.546) and home run (54) records.

KELLER'S GAME-BY-GAME STATS

DATE	OPPONENT	POS	AB	R	H	RBI	2B	3B	HR	BB	SB	CS	HBP	SH	SF	GDP	K	PO	A	E	AVG	
Feb. 5	at Baylor	RF	0	0	0	0	0	0	0	0	0	0	0	0	0	0	0	0	0	0	0	--
Feb. 6	vs. Northwestern State	CF	0	0	0	0	0	0	0	0	0	0	0	0	0	0	0	1	0	0	--	
Feb. 6	vs. Wichita State	CF	0	0	0	0	0	0	0	0	0	0	0	0	0	0	0	1	0	0	--	
Feb. 7	vs. New Mexico	CF/RF	0	0	0	0	0	0	1	0	0	0	0	0	0	0	0	2	0	0	--	
Feb. 10	SOUTHERN MISS	CF	1	1	0	1	0	0	0	0	0	0	0	0	0	0	0	0	0	0	.300	
Feb. 13	MURRAY STATE	CF/RF	1	1	1	0	1	0	0	0	0	0	0	0	0	0	0	0	0	0	.500	
Feb. 13	RUTGERS	*CF	2	0	1	0	0	0	0	0	0	0	0	0	0	0	1	0	0	0	.500	
Feb. 14	RUTGERS	*CF/RF	2	0	1	1	0	0	0	0	0	0	0	0	0	0	0	0	0	0	.500	
Feb. 14	NORTH TEXAS	*CF/RF	3	2	2	0	1	0	0	0	0	0	0	0	0	0	0	1	0	0	.556	
Feb. 15	NORTH TEXAS	*CF/RF	3	3	3	2	2	0	0	0	0	0	0	0	0	0	0	0	0	0	.667	
Feb. 18	MEMPHIS	*CF/RF	2	1	0	0	0	0	1	0	0	0	0	0	0	0	0	1	0	0	.571	
Feb. 20	BELMONT	*CF/RF	1	0	0	0	0	0	0	0	0	0	1	0	0	0	0	1	0	0	.533	
Feb. 20	SAMFORD	*CF/RF	3	0	1	1	1	0	0	0	0	0	0	0	0	0	0	0	0	0	.500	
Feb. 21	BELMONT	*CF/RF	2	0	0	0	0	0	0	0	0	0	0	0	0	0	0	0	0	0	.450	
Feb. 21	DELAWARE STATE	*CF	2	1	1	0	0	0	0	0	1	0	0	0	0	0	0	0	0	0	.455	
Feb. 22	DELAWARE STATE																					
Feb. 25	at Georgia Tech	*CF	2	0	0	0	0	0	0	0	0	0	0	0	0	0	1	1	0	0	.417	
Feb. 27	vs. Wofford	PR/RF	0	0	0	1	0	0	0	0	0	0	0	1	0	0	0	0	0	0	.417	
Feb. 28	vs. Georgia Southern	RF	0	0	0	0	0	0	0	0	0	0	0	0	0	0	0	0	0	0	.417	
Feb. 28	at #25 Clemson	*CF/RF	2	0	0	0	0	0	0	0	0	0	0	0	0	0	0	0	0	0	.385	
Mar. 1	at #25 Clemson	PR/LF	1	2	1	2	0	0	1	0	0	0	0	0	0	0	1	0	0	0	.407	
Mar. 4	at UAB	RF	1	0	1	0	0	0	0	0	0	0	0	0	0	0	0	2	0	0	.429	
Mar. 6	vs. New Mexico	CF/RF	0	0	0	0	0	0	0	0	0	0	0	0	0	0	0	1	0	0	.429	
Mar. 6	at South Alabama	*CF/RF	3	1	2	0	0	0	0	0	1	0	0	0	0	0	0	1	0	0	.452	
Mar. 7	vs. New Mexico	*CF/RF	1	0	0	0	0	0	0	1	0	0	0	0	0	0	0	0	0	0	.438	
Mar. 7	vs. Samford	RF	0	0	0	0	0	0	0	0	0	0	0	0	0	0	0	0	0	0	.438	
Mar. 8	at South Alabama	RF	0	0	0	0	0	0	0	0	0	0	0	0	0	0	0	0	0	0	.438	
Mar. 10	SOUTHEAST MISSOURI	*CF/RF	2	1	0	0	0	0	0	0	0	0	0	0	0	0	0	2	0	0	.412	
Mar. 10	SOUTHEAST MISSOURI	RF	0	0	0	0	0	0	0	0	0	0	0	0	0	0	0	1	0	0	.412	
Mar. 13	#1 TENNESSEE*	RF	1	0	0	0	0	0	0	0	0	0	0	0	0	0	0	0	1	0	.400	
Mar. 14	#1 TENNESSEE*	*CF/RF	1	0	0	0	0	0	0	0	0	0	0	0	0	0	0	0	0	0	.389	
Mar. 15	#1 TENNESSEE*	*CF/RF	2	0	0	0	0	0	0	0	0	0	0	0	0	0	2	0	0	0	.368	
Mar. 18	UAB	PR/RF	0	0	0	0	0	0	0	0	0	0	0	0	0	0	0	0	0	0	.368	
Mar. 20	at #15 Georgia*	RF	0	0	0	0	0	0	0	0	0	0	0	0	0	0	0	0	0	0	.368	
Mar. 21	at #15 Georgia*	RF	1	1	1	1	0	0	1	0	0	0	0	0	0	0	0	0	0	0	.385	
Mar. 22	at #15 Georgia*	RF/CF	2	0	0	0	0	0	0	0	0	0	0	0	0	0	0	3	0	0	.366	
Mar. 25	UT MARTIN	CF/RF	2	0	2	1	0	0	0	0	1	0	0	0	0	0	0	0	0	0	.395	
Mar. 28	#23 SOUTH CAROLINA*	PH/CF	1	0	0	0	0	0	0	0	0	0	0	0	0	0	0	0	0	0	.386	
Mar. 29	#23 SOUTH CAROLINA*	*CF/RF	3	0	1	1	0	0	0	0	0	0	0	0	0	0	1	1	0	0	.383	
Mar. 30	#23 SOUTH CAROLINA*	*CF/RF	3	0	0	0	0	0	0	0	0	0	0	0	0	0	1	0	0	0	.360	
Apr. 3	at #5 Florida*	*CF/RF	2	0	0	0	0	0	0	0	0	0	0	0	0	0	0	0	0	0	.346	
Apr. 4	at #5 Florida*	RF/CF	1	0	0	0	0	0	0	0	0	0	0	0	0	0	0	0	0	0	.340	
Apr. 5	at #5 Florida*	RF	0	0	0	0	0	0	0	0	0	0	0	0	0	0	0	0	0	0	.340	
Apr. 10	#8 ARKANSAS*	*CF/RF	2	0	0	0	0	0	0	1	0	0	0	0	0	0	0	1	3	0	.327	
Apr. 11	#8 ARKANSAS*	RF	0	0	0	0	0	0	0	0	0	0	0	0	0	0	0	0	0	0	.327	
Apr. 12	#8 ARKANSAS*	*CF/RF	3	0	0	0	0	0	0	0	0	0	0	0	0	0	0	1	0	1	.310	
Apr. 17	at #12 Texas A&M*	*CF/RF	3	0	0	0	0	0	0	0	0	0	0	0	0	0	0	3	0	0	.295	
Apr. 18	at #12 Texas A&M*	*CF/RF	3	0	0	0	0	0	0	0	0	0	0	0	0	0	0	3	0	0	.281	
Apr. 19	at #12 Texas A&M*	*CF/RF	4	1	3	0	0	0	0	0	0	0	0	0	0	0	0	1	0	0	.309	
Apr. 24	#20 LSU*																					
Apr. 25	#20 LSU*																					
Apr. 26	#20 LSU*																					
Apr. 30	at Ole Miss*																					
May 1	at Ole Miss*																					
May 2	at Ole Miss*																					

MULTI-HIT GAMES

	2	3	4	5+	TOTAL
2026	3	2	--	--	5
TOTAL	3	2	--	--	5

MULTI-RBI GAMES

	2	3	4	5+	TOTAL
2026	2	--	--	--	2
TOTAL	2	--	--	--	2

	AVG	GP-GS	AB	R	H	2B	3B	HR	RBI	TB	SLG	BB	HBP	SO	GDP	OBP	SF	SH	SB-ATT	PO	A	E	FLD
2026	.309	48-24	68	15	21	5	0	2	11	32	.471	4	0	7	0	.342	1	1	3-3	31	1	1	.970
TOTAL	.309	48-24	68	15	21	5	0	2	11	32	.471	4	0	7	0	.342	1	1	3-3	31	1	1	.970

41 TAYLOR TROUTMAN INF

REDSHIRT FRESHMAN | 5-10 | L/R // HENDERSON, KY. (HENDERSON COUNTY HS)



SEASON HIGHS

At-Bats	4	3x, last, at Georgia, 3/22/26
Hits	2	3x, last, at Georgia, 3/22/26
Runs Scored	2	vs. Northwestern State, 2/6/26
Runs Batted In	3	2x, last, at Georgia, 3/22/26
Doubles	1	4x, last, Arkansas, 4/12/26
Triples		
Home Runs	2	vs. Northwestern State, 2/6/26
Walks	1	5x, last, Murray State, 2/13/26
Stolen Bases		
Putouts		
Assists		
Hitting Streak	4 gm	2/6/26, vs. Northwestern State to 2/10/16, Southern Miss

CAREER HIGHS

At-Bats	4	3x, last, at Georgia, 3/22/26
Hits	2	3x, last, at Georgia, 3/22/26
Runs Scored	2	vs. Northwestern State, 2/6/26
Runs Batted In	3	2x, last, at Georgia, 3/22/26
Doubles	1	4x, last, Arkansas, 4/12/26
Triples		
Home Runs	2	vs. Northwestern State, 2/6/26
Walks	1	5x, last, Murray State, 2/13/26
Stolen Bases		
Putouts		
Assists		
Hitting Streak	4 gm	2/6/26, vs. Northwestern State to 2/10/16, Southern Miss

NOTEWORTHY

- » Has played in 37 games, starting 21 as the designated player.
- » Batting .279 (19-for-68) on the year.
- » Delivered a pinch-hit RBI double against **No. 8 Arkansas (4/12)**.
- » Drove in the game-tying run with a pinch-hit sacrifice fly in the top of the seventh at **No. 5 Florida (4/5)**.
- » Picked up two hits, including a double, and three RBIs at **No. 15 Georgia (3/22)**.
- » Plated a pair of runs in the win over **UAB (3/18)**.
- » Provided the walk-off home run to defeat **No. 1 Tennessee (3/14)** to hand the Lady Vols their first loss of the year.
- » Hit a solo home run in the ninth inning against **No. 1 Tennessee (3/13)**.
- » Doubled against **SE Missouri (3/10)**.
- » Singled twice vs. **New Mexico (3/6)**.
- » Delivered a pinch-hit double against **Samford (2/20)**.
- » drove in a run against **Memphis (2/18)**.
- » Walked and singled vs. **New Mexico (2/7)** and against **Southern Miss (2/10)**.
- » Homered in her first two career at-bats vs. **Northwestern State (2/6)** and later walked.
- » Walked in her first career plate appearance at **Baylor (2/5)** as a pinch hitter.
- » Missed the 2025 season while recovering from a torn ACL in the fall and redshirted.
- » Tabbbed the No. 8 player in the 2024 class by Perfect Game and the No. 9 player nationally by Extra Inning Softball.
- » Selected to the PGF Futures All-American Game and Triple Crown Futures All-American Game.
- » Played at Henderson County High School where she holds school records in career RBIs and home runs and is among the top 10 in school history for batting average, hits, runs and triples.

TROUTMAN'S GAME-BY-GAME STATS

DATE	OPPONENT	POS	AB	R	H	RBI	2B	3B	HR	BB	SB	CS	HBP	SH	SF	GDP	K	PO	A	E	AVG
Feb. 5	at Baylor	PH	0	0	0	0	0	0	0	1	0	0	0	0	0	0	0	0	0	0	--
Feb. 6	vs. Northwestern State	*DP	2	2	2	3	0	0	2	1	0	0	0	0	0	0	0	0	0	0	1.000
Feb. 6	vs. Wichita State	*DP	4	0	1	0	0	0	0	0	0	0	0	0	0	1	0	0	0	0	.500
Feb. 7	vs. New Mexico	*DP	3	1	1	0	0	0	0	1	0	0	0	0	0	0	0	0	0	0	.444
Feb. 10	SOUTHERN MISS	*DP	2	0	1	0	0	0	0	1	0	0	0	0	0	0	0	0	0	0	.455
Feb. 13	MURRAY STATE	*DP	1	1	0	1	0	0	0	0	0	0	0	0	0	0	1	0	0	0	.417
Feb. 13	RUTGERS	PH	1	0	0	0	0	0	0	0	0	0	0	0	0	0	0	0	0	0	.385
Feb. 14	RUTGERS	PH	1	0	1	0	0	0	0	0	0	0	0	0	0	0	0	0	0	0	.429
Feb. 14	NORTH TEXAS	*DP	3	0	1	0	0	0	0	0	0	0	0	0	0	0	0	0	0	0	.412
Feb. 15	NORTH TEXAS	*DP	2	0	0	0	0	0	0	0	0	0	0	0	0	0	0	0	0	0	.368
Feb. 18	MEMPHIS	PH	1	0	1	1	0	0	0	0	0	0	0	0	0	0	0	0	0	0	.400
Feb. 20	BELMONT	*DP	2	0	0	0	0	0	0	0	0	0	0	0	0	0	2	0	0	0	.364
Feb. 20	SAMFORD	PH	1	0	1	0	1	0	0	0	0	0	0	0	0	0	0	0	0	0	.391
Feb. 21	BELMONT	PH	1	0	0	0	0	0	0	0	0	0	0	0	0	0	0	1	0	0	.375
Feb. 21	DELAWARE STATE	PH	1	0	0	0	0	0	0	0	0	0	0	0	0	0	0	0	0	0	.360
Feb. 22	DELAWARE STATE																				
Feb. 25	at Georgia Tech	PH	1	0	0	0	0	0	0	0	0	0	0	0	0	0	0	0	0	0	.346
Feb. 27	vs. Wofford	DNP																			
Feb. 28	vs. Georgia Southern	DNP																			
Feb. 28	at #25 Clemson	DNP																			
Mar. 1	at #25 Clemson	*DP	2	0	0	0	0	0	0	0	0	0	0	0	0	0	0	0	0	0	.321
Mar. 4	at UAB	DNP																			
Mar. 6	vs. New Mexico	*DP	3	0	2	0	0	0	0	0	0	0	0	0	0	0	0	0	0	0	.355
Mar. 6	at South Alabama	*DP	3	0	0	0	0	0	0	0	0	0	0	0	0	0	1	0	0	0	.324
Mar. 7	vs. New Mexico	DNP																			
Mar. 7	vs. Samford	DNP																			
Mar. 8	at South Alabama	PH	1	0	0	0	0	0	0	0	0	0	0	0	0	0	1	0	0	0	.314
Mar. 10	SOUTHEAST MISSOURI	DNP																			
Mar. 10	SOUTHEAST MISSOURI	PH	1	0	1	0	1	0	0	0	0	0	0	0	0	0	0	0	0	0	.333
Mar. 13	#1 TENNESSEE*	PH	1	1	1	1	0	0	1	0	0	0	0	0	0	0	0	0	0	0	.351
Mar. 14	#1 TENNESSEE*	*DP	3	1	1	1	0	0	1	0	0	0	0	0	0	2	0	0	0	0	.350
Mar. 15	#1 TENNESSEE*	*DP	3	0	0	0	0	0	0	0	0	0	0	0	1	0	0	0	0	0	.326
Mar. 18	UAB	*DP	3	0	1	2	0	0	0	0	0	0	0	0	0	0	0	0	0	0	.326
Mar. 20	at #15 Georgia*	*DP	4	0	1	0	0	0	0	0	0	0	0	0	0	0	0	0	0	0	.320
Mar. 21	at #15 Georgia*	*DP	2	0	0	0	0	0	0	0	0	0	0	0	0	1	0	0	0	0	.308
Mar. 22	at #15 Georgia*	*DP	4	0	2	3	1	0	0	0	0	0	0	0	0	1	0	0	0	0	.321
Mar. 25	UT MARTIN	*DP	1	0	0	0	0	0	1	0	0	0	0	0	0	0	0	0	0	0	.316
Mar. 28	#23 SOUTH CAROLINA*	*DP	3	0	0	0	0	0	0	0	0	0	0	0	0	1	0	0	0	0	.300
Mar. 29	#23 SOUTH CAROLINA*	*DP	2	0	0	0	0	0	0	0	0	0	0	0	0	1	0	0	0	0	.290
Mar. 30	#23 SOUTH CAROLINA*	DNP																			
Apr. 3	at #5 Florida*	PH	1	0	0	0	0	0	0	0	0	0	0	0	0	0	0	0	0	0	.286
Apr. 4	at #5 Florida*	PH	1	0	0	0	0	0	0	0	0	0	0	0	0	0	1	0	0	0	.281
Apr. 5	at #5 Florida*	PH	0	0	0	1	0	0	0	0	0	0	0	0	1	0	0	0	0	0	.281
Apr. 10	#8 ARKANSAS*	DNP																			
Apr. 11	#8 ARKANSAS*	DNP																			
Apr. 12	#8 ARKANSAS*	PH	1	0	1	1	1	0	0	0	0	0	0	0	0	0	0	0	0	0	.292
Apr. 17	at #12 Texas A&M*	*DP	2	0	0	0	0	0	0	0	0	1	0	0	0	0	1	0	0	0	.284
Apr. 18	at #12 Texas A&M*	PH	1	0	0	0	0	0	0	0	0	0	0	0	0	0	0	0	0	0	.279
Apr. 19	at #12 Texas A&M*	DNP																			
Apr. 24	#20 LSU*																				
Apr. 25	#20 LSU*																				
Apr. 26	#20 LSU*																				
Apr. 30	at Ole Miss*																				
May 1	at Ole Miss*																				
May 2	at Ole Miss*																				

MULTI-HIT GAMES

	2	3	4	5+	TOTAL
2026	3	--	--	--	3
TOTAL	3	--	--	--	3

MULTI-RBI GAMES

	2	3	4	5+	TOTAL
2026	1	2	--	--	3
TOTAL	1	2	--	--	3

	AVG	GP-GS	AB	R	H	2B	3B	HR	RBI	TB	SLG	BB	HBP	SO	GDP	OBP	SF	SH	SB-ATT	PO	A	E	FLD
2025																							
2026	.279	37-21	68	6	19	4	0	4	14	35	.515	6	1	15	1	.342	1	0	0-0	0	0	0	.000
TOTAL	.279	37-21	68	6	19	4	0	4	14	35	.515	6	1	15	1	.342	1	0	0-0	0	0	0	.000



42 KALANI SELLS OF

SOPHOMORE | 5-4 | R/R // JASPER, TEXAS (JASPER HS)

SEASON HIGHS

At-Bats	2	2x, last, Southeast Missouri, 3/10/26
Hits	1	3x, last, Southeast Missouri, 3/10/26
Runs Scored	1	6x, last, at Texas A&M, 4/17/26
Runs Batted In	3	Rutgers, 2/14/26
Doubles		
Triples		
Home Runs	1	Rutgers, 2/14/26
Walks	1	2x, last, South Carolina, 3/29/26
Stolen Bases	1	vs. Northwestern State, 2/6/26
Putouts	2	at Clemson, 2/28/26
Assists	1	South Carolina, 3/30/26
Hitting Streak	1 gm	3x, last, 3/10/26, Southeast Missouri

CAREER HIGHS

At-Bats	2	2x, last, Southeast Missouri, 3/10/26
Hits	1	3x, last, Southeast Missouri, 3/10/26
Runs Scored	1	16x, last, at Texas A&M, 4/17/26
Runs Batted In	3	Rutgers, 2/14/26
Doubles		
Triples		
Home Runs	1	Rutgers, 2/14/26
Walks	1	3x, last, South Carolina, 3/29/26
Stolen Bases	1	4x, last, vs. Northwestern State, 2/6/26
Putouts	3	2x, last, Ole Miss, 5/2/25
Assists	1	South Carolina, 3/30/26
Hitting Streak	1 gm	3x, last, 3/10/26, Southeast Missouri

NOTEWORTHY

- » Has played in 46 of 48 games off the bench and is State's most-used substitute.
- » Has subbed in to play an outfield position in all but two games.
- » Scored as a pinch runner at **No. 5 Florida (4/4)**.
- » Threw out the tying run at the plate against **No. 23 South Carolina (3/30)** for her first career outfield assist.
- » Recorded two putouts at **No. 25 Clemson (2/28)**.
- » Scored as a pinch runner vs. **Georgia Southern (2/28)**.
- » Singled and scored off the bench against **Delaware State (2/21)**.
- » Homered for her first career hit against **Rutgers (2/13)**, driving in three.
- » Pinch ran vs. **Northwestern State (2/6)** and stole a base.
- » Has subbed in to play center and left field in every game.
- » Played in 54 games, making one start in left field, last year.
- » Was State's most-used substitute in 2025.
- » Younger sister of fellow Bulldog Kiarra Sells.

SELLS' GAME-BY-GAME STATS

DATE	OPPONENT	POS	AB	R	H	RBI	2B	3B	HR	BB	SB	CS	HBP	SH	SF	GDP	K	PO	A	E	AVG		
Feb. 5	at Baylor	CF	0	0	0	0	0	0	0	0	0	0	0	0	0	0	0	0	0	0	0	--	
Feb. 6	vs. Northwestern State	PR/CF	0	0	0	0	0	0	0	0	1	0	0	0	0	0	0	0	0	0	0	--	
Feb. 6	vs. Wichita State	CF	0	0	0	0	0	0	0	0	0	0	0	0	0	0	0	0	0	0	0	--	
Feb. 7	vs. New Mexico	PR/CF	0	0	0	0	0	0	0	0	0	0	0	0	0	0	0	0	0	0	0	--	
Feb. 10	SOUTHERN MISS	LF	0	0	0	0	0	0	0	0	0	0	0	0	0	0	0	0	0	0	0	--	
Feb. 13	MURRAY STATE	CF	0	0	0	0	0	0	0	0	0	0	0	0	0	0	0	0	0	0	0	--	
Feb. 13	RUTGERS	PR/LF	0	0	0	0	0	0	0	0	0	0	0	0	0	0	0	0	0	0	0	--	
Feb. 14	RUTGERS	CF	1	1	1	3	0	0	1	0	0	0	0	0	0	0	0	0	0	0	0	1.000	
Feb. 14	NORTH TEXAS	CF	0	0	0	0	0	0	0	0	0	0	0	0	0	0	0	0	0	0	0	1.000	
Feb. 15	NORTH TEXAS	LF/CF	0	0	0	0	0	0	0	0	0	0	0	0	0	0	0	0	0	0	0	1.000	
Feb. 18	MEMPHIS	LF/CF	1	0	0	0	0	0	0	0	0	0	0	0	0	0	0	0	0	0	0	.500	
Feb. 20	BELMONT	CF	0	0	0	0	0	0	0	0	0	0	0	0	0	0	0	0	0	0	0	.500	
Feb. 20	SAMFORD	CF	0	0	0	0	0	0	0	0	0	0	0	0	0	0	0	0	0	0	0	.500	
Feb. 21	BELMONT	CF	0	0	0	0	0	0	0	0	0	0	0	0	0	0	0	0	0	0	0	.500	
Feb. 21	DELAWARE STATE	RF	2	1	1	0	0	0	0	0	0	0	0	0	0	0	1	0	0	0	0	.500	
Feb. 22	DELAWARE STATE																						CANCELED
Feb. 25	at Georgia Tech	CF	0	0	0	0	0	0	0	0	0	0	0	0	0	0	0	0	0	0	0	.500	
Feb. 27	vs. Wofford	CF	0	0	0	0	0	0	0	1	0	0	0	0	0	0	0	0	0	0	0	.500	
Feb. 28	vs. Georgia Southern	PR/CF	1	1	0	0	0	0	0	0	0	0	0	0	0	0	0	0	0	0	0	.400	
Feb. 28	at #25 Clemson	CF	0	0	0	0	0	0	0	0	0	0	0	0	0	0	0	0	2	0	0	.400	
Mar. 1	at #25 Clemson	RF/CF	0	0	0	0	0	0	0	0	0	0	0	0	0	0	0	0	0	0	0	.400	
Mar. 4	at UAB	CF	0	0	0	0	0	0	0	0	0	0	0	0	0	0	0	0	0	0	0	.400	
Mar. 6	vs. New Mexico	CF	0	0	0	0	0	0	0	0	0	0	0	0	0	0	0	1	0	0	0	.400	
Mar. 6	at South Alabama	CF	0	0	0	0	0	0	0	0	0	0	0	0	0	0	0	0	0	0	0	.400	
Mar. 7	vs. New Mexico	CF	0	0	0	0	0	0	0	0	0	0	0	0	0	0	0	0	0	0	0	.400	
Mar. 7	vs. Samford	CF	0	0	0	0	0	0	0	0	0	0	0	0	0	0	0	0	0	0	0	.400	
Mar. 8	at South Alabama	CF	0	0	0	0	0	0	0	0	0	0	0	0	0	0	0	1	0	0	0	.400	
Mar. 10	SOUTHEAST MISSOURI	CF	0	0	0	0	0	0	0	0	0	0	0	0	0	0	0	0	0	0	0	.400	
Mar. 10	SOUTHEAST MISSOURI	PR/CF	2	0	1	0	0	0	0	0	0	0	0	0	0	0	0	0	0	0	0	.429	
Mar. 13	#1 TENNESSEE*	CF	0	0	0	0	0	0	0	0	0	0	0	0	0	0	0	0	0	0	0	.429	
Mar. 14	#1 TENNESSEE*	CF	0	0	0	0	0	0	0	0	0	0	0	0	0	0	0	0	0	0	0	.429	
Mar. 15	#1 TENNESSEE*	PR/CF	0	0	0	0	0	0	0	0	0	0	0	0	0	0	0	1	0	0	0	.429	
Mar. 18	UAB	RF	0	0	0	0	0	0	0	0	0	0	0	0	0	0	0	0	0	0	0	.429	
Mar. 20	at #15 Georgia*	PR/CF	0	0	0	0	0	0	0	0	0	0	0	0	0	0	0	1	0	0	0	.429	
Mar. 21	at #15 Georgia*	CF	0	0	0	0	0	0	0	0	0	0	0	0	0	0	0	0	1	0	0	.429	
Mar. 22	at #15 Georgia*	CF	0	0	0	0	0	0	0	0	0	0	0	0	0	0	0	0	0	0	0	.429	
Mar. 25	UT MARTIN	PH/CF	1	0	0	0	0	0	0	0	0	0	0	0	0	0	0	0	0	0	0	.375	
Mar. 28	#23 SOUTH CAROLINA*	RF	0	0	0	0	0	0	0	0	0	0	0	0	0	0	0	1	0	0	0	.375	
Mar. 29	#23 SOUTH CAROLINA*	CF	0	0	0	0	0	0	0	1	0	0	0	0	0	0	0	0	0	0	0	.375	
Mar. 30	#23 SOUTH CAROLINA*	CF	1	1	0	0	0	0	0	0	0	0	0	0	0	0	0	1	1	0	0	.333	
Apr. 3	at #5 Florida*																						DNP
Apr. 4	at #5 Florida*	PR/CF	0	1	0	0	0	0	0	0	0	0	0	0	0	0	0	0	0	0	0	.333	
Apr. 5	at #5 Florida*	CF	0	0	0	0	0	0	0	0	0	0	0	0	0	0	0	0	0	0	0	.333	
Apr. 10	#8 ARKANSAS*	CF	0	0	0	0	0	0	0	0	0	0	0	0	0	0	0	0	1	0	0	.333	
Apr. 11	#8 ARKANSAS*																						DNP
Apr. 12	#8 ARKANSAS*	PR/CF	0	0	0	0	0	0	0	0	0	0	0	0	0	0	0	0	1	0	0	.333	
Apr. 17	at #12 Texas A&M*	PR/CF	0	1	0	0	0	0	0	0	0	0	0	0	0	0	0	0	0	0	0	.333	
Apr. 18	at #12 Texas A&M*	CF	0	0	0	0	0	0	0	0	0	0	0	0	0	0	0	1	0	0	0	.333	
Apr. 19	at #12 Texas A&M*	CF	0	0	0	0	0	0	0	0	0	0	0	0	0	0	0	0	0	0	0	.333	
Apr. 24	#20 LSU*																						
Apr. 25	#20 LSU*																						
Apr. 26	#20 LSU*																						
Apr. 30	at Ole Miss*																						
May 1	at Ole Miss*																						
May 2	at Ole Miss*																						

MULTI-HIT GAMES

	2	3	4	5+	TOTAL
2025	--	--	--	--	0
2026	--	--	--	--	0
TOTAL	--	--	--	--	0

MULTI-RBI GAMES

	2	3	4	5+	TOTAL
2025	--	--	--	--	0
2026	--	1	--	--	1
TOTAL	--	1	--	--	1

	AVG	GP-GS	AB	R	H	2B	3B	HR	RBI	TB	SLG	BB	HBP	K	GDP	OBP	SF	SH	SB-SBA	PO	A	E	FLD
2025	.000	54-1	6	10	0	0	0	0	0	0	.000	1	0	2	0	.143	0	0	3-4	22	0	0	1.000
2026	.333	46-0	9	6	3	0	0	1	3	6	.667	2	0	1	0	.455	0	0	1-1	12	1	0	1.000
TOTAL	.200	100-1	15	16	3	0	0	1	3	6	.400	3	0	3	0	.333	0	0	4-5	34	1	0	1.000

48

DELAINY EVERETT P

JUNIOR | L/L | 5-5 // OAKDALE, CALIF. (OAKDALE HS)



SEASON HIGHS

Innings	3.0	at Texas A&M, 4/17/26
Longest Start		
Shortest Start		
Longest Relief	3.0	at Texas A&M, 4/17/26
Strikeouts	1	Arkansas, 4/12/26
Walks	1	4x, last, at Texas A&M, 4/17/26
Hits	2	Southeast Missouri, 3/10/26
Runs		
Earned Runs		
Pitch Count	38	at Texas A&M, 4/17/26
Putouts		
Assists	2	2x, last, at Texas A&M, 4/17/26

CAREER HIGHS

Innings	5.0	4x, last, Ole Miss, 5/2/25
Longest Start	5.0	4x, last, Ole Miss, 5/2/25
Shortest Start	1.0	Missouri, 4/12/25
Longest Relief	4.0	2x, last, Ole Miss, 5/3/25
Strikeouts	7	2x, last, at Tennessee, 4/5/25
Walks	3	at Oklahoma, 4/20/25
Hits	9	at Texas Tech, 5/17/25
Runs	5	2x, last, at Texas Tech, 5/17/25
Earned Runs	5	Florida, 3/28/24
Pitch Count	93	Alcorn State, 3/3/24
Putouts	1	4x, last, at Texas Tech, 5/17/25
Assists	2	4x, last, at Texas A&M, 4/17/26

NOTEWORTHY

- » Has made seven appearances in relief.
- » Has not been charged with a run in 8.2 innings this season.
- » Missed the first 16 games with an injury.
- » Made her longest outing of the year, throwing 3.0 innings in relief, at **No. 12 Texas A&M (4/17)**.
- » Recorded her first strikeout of the year against **No. 8 Arkansas (4/12)**.
- » Recorded the final two outs of the game against the **Razorbacks (4/11)**.
- » Tossed 2.0 scoreless innings against **SE Missouri (3/10)**.
- » Threw 1.0 scoreless inning at **UAB (3/4)**.
- » Induced a double play vs. **Wofford (2/27)** in her first action of the season.
- » Made 25 appearances with 16 starts in 2025, leading the team with a 2.92 ERA.
- » Posted a 10-2 record last spring.
- » Averaged 1.41 walks per seven innings, which was second in the SEC in 2025.
- » Ranked sixth in the conference in strikeout-to-walk ratio (3.27) last year.
- » Led the SEC with just eight walks in league play.

EVERETT'S GAME-BY-GAME STATS

DATE	OPPONENT	GS	DEC	IP	H	R	ER	BB	SO	2B	3B	HR	WP	HBP	IBB	BF	PC	ERA	PO	A	E
Feb. 5	at Baylor		DNP - Injured																		
Feb. 6	vs. Northwestern State		DNP - Injured																		
Feb. 6	vs. Wichita State		DNP - Injured																		
Feb. 7	vs. New Mexico		DNP - Injured																		
Feb. 10	SOUTHERN MISS		DNP - Injured																		
Feb. 13	MURRAY STATE		DNP - Injured																		
Feb. 13	RUTGERS		DNP - Injured																		
Feb. 14	RUTGERS		DNP - Injured																		
Feb. 14	NORTH TEXAS		DNP - Injured																		
Feb. 15	NORTH TEXAS		DNP - Injured																		
Feb. 18	MEMPHIS		DNP - Injured																		
Feb. 20	BELMONT		DNP - Injured																		
Feb. 20	SAMFORD		DNP - Injured																		
Feb. 21	BELMONT		DNP - Injured																		
Feb. 21	DELAWARE STATE		DNP - Injured																		
Feb. 22	DELAWARE STATE																				
Feb. 25	at Georgia Tech		DNP - Injured																		
Feb. 27	vs. Wofford		--	0.2	1	0	0	1	0	0	0	0	0	0	0	3	10	0.00	0	0	0
Feb. 28	vs. Georgia Southern		DNP																		
Feb. 28	at #25 Clemson		DNP																		
Mar. 1	at #25 Clemson		DNP																		
Mar. 4	at UAB		--	1.0	1	0	0	0	0	0	0	0	0	0	0	4	9	0.00	0	0	0
Mar. 6	vs. New Mexico		DNP																		
Mar. 6	at South Alabama		DNP																		
Mar. 7	vs. New Mexico		DNP																		
Mar. 7	vs. Samford		DNP																		
Mar. 8	at South Alabama		DNP																		
Mar. 10	SOUTHEAST MISSOURI		DNP																		
Mar. 10	SOUTHEAST MISSOURI		W	2.0	2	0	0	1	0	0	0	0	0	0	0	8	32	0.00	0	2	0
Mar. 13	#1 TENNESSEE*		DNP																		
Mar. 14	#1 TENNESSEE*		DNP																		
Mar. 15	#1 TENNESSEE*		DNP																		
Mar. 18	UAB		DNP																		
Mar. 20	at #15 Georgia*		DNP																		
Mar. 21	at #15 Georgia*		DNP																		
Mar. 22	at #15 Georgia*		DNP																		
Mar. 25	UT MARTIN		DNP																		
Mar. 28	#23 SOUTH CAROLINA*		DNP																		
Mar. 29	#23 SOUTH CAROLINA*		DNP																		
Mar. 30	#23 SOUTH CAROLINA*		DNP																		
Apr. 3	at #5 Florida*		DNP																		
Apr. 4	at #5 Florida*		DNP																		
Apr. 5	at #5 Florida*		DNP																		
Apr. 10	#8 ARKANSAS*		DNP																		
Apr. 11	#8 ARKANSAS*		--	0.2	1	0	0	1	0	0	0	0	0	0	0	4	15	0.00	0	1	0
Apr. 12	#8 ARKANSAS*		--	0.2	0	0	0	0	1	0	0	0	1	1	0	3	10	0.00	0	0	0
Apr. 17	at #12 Texas A&M*		--	3.0	0	0	0	1	0	0	0	0	0	0	0	11	38	0.00	0	2	0
Apr. 18	at #12 Texas A&M*		--	0.2	1	0	0	0	0	0	0	0	0	0	0	3	14	0.00	0	0	0
Apr. 19	at #12 Texas A&M*																				
Apr. 24	#20 LSU*																				
Apr. 25	#20 LSU*																				
Apr. 26	#20 LSU*																				
Apr. 30	at Ole Miss*																				
May 1	at Ole Miss*																				
May 2	at Ole Miss*																				

STANDOUT GAMES

	2026	CAREER
5+ Strikeouts	--	3
10+ Strikeouts	--	--
2-run or less CG	--	1

STREAKS

	ACTIVE	CAREER
Wins	--	6
Scoreless Innings	0.1	15.0

	ERA	W-L	APP	GS	CG	SHO	SV	IP	H	R	ER	BB	SO	2B	3B	HR	BF	B/AVG	WP	HP	PO	A	E	FLD
2024	2.78	4-0	14	1	1	1	0	27.2	25	11	11	7	37	3	1	1	119	.227	4	1	1	5	0	1.000
2025	2.92	10-2	25	16	1	1	2	74.1	82	39	31	15	49	11	1	13	323	.278	3	5	4	8	2	.857
2026	0.00	1-0	7	0	0	0	0	8.2	6	0	0	4	1	0	0	36	.200	1	1	0	5	0	1.000	
TOTAL	2.66	15-2	46	17	2	2	2	110.2	113	50	42	26	87	14	2	14	478	.260	8	7	5	18	2	.920

88

XIANE ROMERO INF

SOPHOMORE | 5-4 | R/R // LAKE ELSINORE, CALIF. (TEMESCAL CANYON HS)



SEASON HIGHS

At-Bats	4	at Texas A&M, 4/19/26
Hits	2	at Texas A&M, 4/19/26
Runs Scored	2	2x, last, at Texas A&M, 4/19/26
Runs Batted In	5	at Texas A&M, 4/19/26
Doubles	1	3x, last, South Carolina, 3/30/26
Triples	1	at Clemson, 3/1/26
Home Runs	1	3x, last, at Texas A&M, 4/19/26
Walks	1	6x, last, Tennessee, 3/14/26
Stolen Bases	1	2x, last, at South Alabama, 3/7/26
Putouts	3	6x, last, Arkansas, 4/10/26
Assists	4	2x, last, South Carolina, 3/29/26
Hitting Streak	2 gm	2/5/26, at Baylor to 2/6/26, vs. Northwestern State

CAREER HIGHS

At-Bats	4	at Texas A&M, 4/19/26
Hits	2	2x, last, at Texas A&M, 4/19/26
Runs Scored	2	3x, last, at Texas A&M, 4/19/26
Runs Batted In	5	at Texas A&M, 4/19/26
Doubles	1	4x, last, South Carolina, 3/30/26
Triples	1	at Clemson, 3/1/26
Home Runs	1	3x, last, at Texas A&M, 4/19/26
Walks	1	8x, last, Tennessee, 3/14/26
Stolen Bases	1	3x, last, at South Alabama, 3/7/26
Putouts	5	Bethune-Cookman, 3/30/25
Assists	4	2x, last, South Carolina, 3/29/26
Hitting Streak	2 gm	2/5/26, at Baylor to 2/6/26, vs. Northwestern State

NOTEWORTHY

- » Has played in 29 games, starting 20 at second base.
- » Batting .173 (9-for-52) on the year.
- » Drove in a career-high five RBIs at **No. 12 Texas A&M (4/19)** while hitting her first career grand slam.
- » Homered at **No. 5 Florida (4/5)**.
- » Doubled home two go-ahead runs in the series-clinching win over **No. 23 South Carolina (3/30)**.
- » Scored as a pinch runner against **UAB (3/18)**.
- » Started against **No. 1 Tennessee (3/14)** and walked.
- » Walked and brought home a run against **SE Missouri (3/10)**.
- » Doubled and scored twice vs. **Samford (3/7)**.
- » Walked and scored at **UAB (3/4)**.
- » Hit an RBI triple at **No. 25 Clemson (3/1)**.
- » Returned to the field vs. **Wofford (2/27)**, pinch hitting and playing second base.
- » Missed 14 games with an injury.
- » Handled seven total chances vs. **Wichita State (2/6)** while driving in a run and providing a sacrifice bunt before leaving with an injury.
- » Hit first career homer vs. **Northwestern State (2/6)**.
- » Singled and drove in a run at **Baylor (2/5)** on Opening Day.
- » Played in 30 games, making eight starts at second base last year and also saw time at third.
- » Primarily a defensive replacement, but batted .250 (4-for-16).
- » Went 5-for-10 in MSU's Fall World Series with five RBIs, two homers and two walks.

ROMERO'S GAME-BY-GAME STATS

DATE	OPPONENT	POS	AB	R	H	RBI	2B	3B	HR	BB	SB	CS	HBP	SH	SF	GDP	K	PO	A	E	AVG	
Feb. 5	at Baylor	*2B	3	1	1	1	0	0	0	0	0	0	0	0	0	0	0	3	2	0	.333	
Feb. 6	vs. Northwestern State	*2B	3	1	1	1	0	0	1	0	0	0	0	0	0	0	2	1	2	1	.333	
Feb. 6	vs. Wichita State	*2B/DP	2	1	0	1	0	0	0	0	0	0	0	1	0	0	0	3	4	0	.250	
Feb. 7	vs. New Mexico	DNP - Injured																				
Feb. 10	SOUTHERN MISS	DNP - Injured																				
Feb. 13	MURRAY STATE	DNP - Injured																				
Feb. 13	RUTGERS	DNP - Injured																				
Feb. 14	RUTGERS	DNP - Injured																				
Feb. 14	NORTH TEXAS	DNP - Injured																				
Feb. 15	NORTH TEXAS	DNP - Injured																				
Feb. 18	MEMPHIS	DNP - Injured																				
Feb. 20	BELMONT	DNP - Injured																				
Feb. 20	SAMFORD	DNP - Injured																				
Feb. 21	BELMONT	DNP - Injured																				
Feb. 21	DELAWARE STATE	DNP - Injured																				
Feb. 22	DELAWARE STATE																					
Feb. 25	at Georgia Tech	DNP - Injured																				
Feb. 27	vs. Wofford	PH/2B	1	0	0	0	0	0	0	0	0	0	0	0	0	0	0	0	0	0	.222	
Feb. 28	vs. Georgia Southern	PH	0	1	0	0	0	0	0	1	1	0	0	0	0	0	0	0	0	0	.222	
Feb. 28	at #25 Clemson	PH/2B	1	0	0	0	0	0	0	0	0	0	0	0	0	0	0	0	0	0	.200	
Mar. 1	at #25 Clemson	*2B	2	0	1	1	0	1	0	1	0	0	0	0	0	1	0	3	0	0	.250	
Mar. 4	at UAB	*2B	2	1	0	0	0	0	0	1	0	0	0	0	0	0	3	2	0	0	.214	
Mar. 6	vs. New Mexico	*2B	3	0	1	0	1	0	0	0	0	0	0	0	0	0	1	2	0	0	.235	
Mar. 6	at South Alabama	*2B	3	0	0	0	0	0	0	1	0	0	0	0	0	0	1	1	0	0	.200	
Mar. 7	vs. New Mexico	*2B	3	0	0	0	0	0	0	0	0	0	0	0	0	0	0	1	1	0	.174	
Mar. 7	vs. Samford	*2B	2	2	1	0	1	0	0	0	0	0	0	0	0	0	0	0	0	0	.200	
Mar. 8	at South Alabama	*2B	2	0	0	0	0	0	0	1	0	1	0	0	0	0	0	2	0	0	.185	
Mar. 10	SOUTHEAST MISSOURI	*2B	1	1	0	1	0	0	0	1	0	0	0	0	0	0	1	0	0	0	.179	
Mar. 10	SOUTHEAST MISSOURI	PR	0	0	0	0	0	0	0	0	0	0	0	0	0	0	0	0	0	0	.179	
Mar. 13	#1 TENNESSEE*	PH	1	0	0	0	0	0	0	0	0	0	0	0	0	0	0	0	0	0	.172	
Mar. 14	#1 TENNESSEE*	*2B	1	0	0	0	0	0	0	1	0	0	0	0	0	0	0	3	0	0	.167	
Mar. 15	#1 TENNESSEE*	DNP																				
Mar. 18	UAB	PR	0	1	0	0	0	0	0	0	0	0	0	0	0	0	0	0	0	0	.167	
Mar. 20	at #15 Georgia*	DNP																				
Mar. 21	at #15 Georgia*	*2B	3	1	0	0	0	0	0	0	0	0	0	0	0	0	1	0	1	1	.152	
Mar. 22	at #15 Georgia*	2B	0	0	0	0	0	0	0	0	0	0	0	0	0	0	0	0	0	0	.152	
Mar. 25	UT MARTIN	2B	1	0	0	0	0	0	0	0	0	0	0	0	0	0	0	0	0	0	.147	
Mar. 28	#23 SOUTH CAROLINA*	DNP																				
Mar. 29	#23 SOUTH CAROLINA*	*2B	2	0	0	0	0	0	0	0	0	0	0	0	0	0	1	3	4	0	.139	
Mar. 30	#23 SOUTH CAROLINA*	*2B	3	1	1	2	1	0	0	0	0	0	0	0	0	0	0	2	1	1	.154	
Apr. 3	at #5 Florida*	*2B	2	0	0	0	0	0	0	0	0	0	0	0	0	0	2	3	3	0	.146	
Apr. 4	at #5 Florida*	*2B	3	0	0	0	0	0	0	0	0	0	0	0	1	0	2	1	0	0	.136	
Apr. 5	at #5 Florida*	*2B	3	1	1	1	0	0	1	0	0	0	0	0	0	0	2	1	0	0	.149	
Apr. 10	#8 ARKANSAS*	*2B	1	0	0	0	0	0	0	0	0	0	0	0	0	0	1	3	2	1	.146	
Apr. 11	#8 ARKANSAS*	DNP																				
Apr. 12	#8 ARKANSAS*	DNP																				
Apr. 17	at #12 Texas A&M*	PR	0	0	0	0	0	0	0	0	0	0	0	0	0	0	0	0	0	0	.146	
Apr. 18	at #12 Texas A&M*	DNP																				
Apr. 19	at #12 Texas A&M*	*2B	4	2	2	5	0	0	1	0	0	0	0	0	0	0	0	0	1	0	.173	
Apr. 24	#20 LSU*																					
Apr. 25	#20 LSU*																					
Apr. 26	#20 LSU*																					
Apr. 30	at Ole Miss*																					
May 1	at Ole Miss*																					
May 2	at Ole Miss*																					

MULTI-HIT GAMES

	2	3	4	5+	TOTAL
2025	1	--	--	--	1
2026	1	--	--	--	1
TOTAL	2	--	--	--	2

MULTI-RBI GAMES

	2	3	4	5+	TOTAL
2025	1	--	--	--	1
2026	1	--	--	1	2
TOTAL	2	--	--	1	3

	AVG	GP-GS	AB	R	H	2B	3B	HR	RBI	TB	SLG	BB	HBP	K	GDP	OBP	SF	SH	SB-SBA	PO	A	E	FLD
2025	.250	30-8	16	6	4	1	0	0	3	5	.313	2	1	4	0	.350	1	2	1-1	17	20	3	.925
2026	.173	29-20	52	14	9	3	1	3	13	23	.442	6	0	9	1	.259	0	1	2-3	29	34	4	.940
TOTAL	.191	59-28	68	20	13	4	1	3	16	28	.412	8	1	13	1	.282	1	3	3-4	46	54	7	.935

OVERALL STATS



**2026 Mississippi State Softball
Overall Statistics for Mississippi State (as of Apr 20, 2026)
(All games Sorted by Batting avg)**



Record: 34-14 Home: 18-6 Away: 8-8 Neutral: 8-0 SEC: 6-12

Player	avg	gp-gs	ab	r	h	2b	3b	hr	rbi	tb	slg%	bb	hp	so	gdp	ob%	sf	sh	sb-att	po	a	e	fld%	
9 Kiarra Sells	.384	48-48	125	40	48	12	0	13	29	99	.792	31	4	21	1	.516	1	0	8-10	15	1	0	1.000	
10 Nadia Barbary	.336	48-48	146	27	49	9	0	11	34	91	.623	16	2	15	2	.404	2	0	1-1	21	59	4	.952	
24 Morgan Stiles	.333	48-48	147	27	49	7	0	2	18	62	.422	21	2	13	3	.424	0	1	1-1	43	61	3	.972	
23 Des Rivera	.269	45-40	108	12	29	7	0	3	19	45	.417	4	3	0	2	.300	5	2	1-1	316	22	2	.994	
13 Morgan Bernardini	.267	47-47	120	9	32	8	1	3	25	51	.425	8	3	12	3	.323	2	0	0-0	38	1	0	1.000	

6 Carson Smith	.500	2-0	2	1	1	1	0	0	2	2	1.000	0	0	0	0	.500	0	0	0-0	1	1	0	1.000	
42 Kalani Sells	.333	46-0	9	6	3	0	0	1	3	6	.667	2	0	1	0	.455	0	0	1-1	12	1	0	1.000	
33 Kinley Keller	.309	48-24	68	15	21	5	0	2	11	32	.471	4	0	7	0	.342	1	1	3-3	31	1	1	.970	
22 Tatum Silva	.304	44-17	46	12	14	1	0	0	6	15	.326	3	1	7	0	.346	2	1	3-3	36	2	1	.974	
11 Abigail Stevens	.286	16-3	21	2	6	3	0	1	5	12	.571	1	0	6	0	.318	0	0	0-0	0	0	0	.000	
41 Taylor Troutman	.279	37-21	68	6	19	4	0	4	14	35	.515	6	1	15	1	.342	1	0	0-0	0	0	0	.000	
19 Anna Carder	.276	40-32	76	7	21	1	0	0	8	22	.289	17	0	15	2	.400	2	0	0-0	83	4	0	1.000	
7 Gabby Schaeffer	.254	40-28	59	20	15	3	0	4	9	30	.508	6	4	12	0	.362	0	2	7-9	27	36	1	.984	
2 Abby G. Richardson	.230	44-35	74	19	17	6	0	5	19	38	.514	14	0	23	0	.344	2	1	6-6	145	8	2	.987	
1 Gretta Grassel	.200	29-0	5	7	1	0	0	0	1	1	.200	2	0	2	0	.429	0	0	2-2	4	0	0	1.000	
83 Xiane Romero	.173	29-20	52	14	9	3	1	3	13	23	.442	6	0	9	1	.259	0	1	2-3	29	34	4	.940	
12 Paige Ernestes	.138	38-21	65	4	9	3	0	1	11	15	.231	8	5	6	1	.275	2	1	0-0	128	5	0	1.000	
5 Ally Supan	.000	35-0	7	14	0	0	0	0	0	0	.000	0	1	1	0	.125	0	0	1-1	3	2	0	1.000	
Totals	.286	48	1198	242	343	73	2	53	227	579	.483	149	26	165	16	.372	20	10	36-41	937	280	21	.983	
Opponents	.179	48	1108	108	198	26	3	24	99	302	.273	97	19	403	7	.255	8	8	18-24	897	315	37	.970	

LOB - Team (265), Opp (196). DPs turned - Team (11), Opp (22). Picked off - Ka. Sells 1.

(All games Sorted by Earned run avg)

Player	era	w-l	app	gs	cg	sho	sv	ip	h	r	er	bb	so	2b	3b	hr	b/avg	wp	hp	bk	sfa	sha
17 Leila Ammon	1.71	8-0	17	11	2	1/2	0	53.1	32	15	13	9	59	9	1	2	.170	3	0	0	1	3
3 Peja Goold	2.09	14-9	30	21	11	8/1	3	124.0	76	44	37	37	146	6	1	11	.170	9	8	0	1	1
4 Alyssa Faircloth	2.42	10-5	29	16	8	1/3	4	121.1	79	45	42	42	195	10	1	9	.185	16	9	0	5	4

48 Delainey Everett	0.00	1-0	7	0	0	0/1	0	8.2	6	0	0	4	1	0	0	0	.200	1	1	0	1	0
11 Abigail Stevens	0.00	1-0	1	0	0	0/0	0	2.0	1	0	0	3	2	0	0	0	.200	0	0	0	0	0
21 Brinkley Moreton	9.33	0-0	3	0	0	0/0	0	3.0	4	4	4	2	0	1	0	2	.308	0	1	0	0	0
Totals	2.15	34-14	48	48	21	13/3	7	312.1	198	108	96	97	403	26	3	24	.179	29	19	0	8	8
Opponents	5.03	14-34	48	48	11	6/1	3	299.0	343	242	215	149	165	73	2	53	.286	25	26	0	20	10

PB - Team (4), D. Rivera 4, Opp (5). Pickoffs - Team (1), D. Rivera 1, Opp (1). SBA/ATT - D. Rivera (13-18), A. Faircloth (10-12), P. Goold (5-7), A. Carder (5-6), A. Stevens (2-3), L. Ammon (1-2).

CONFERENCE STATS



2026 Mississippi State Softball
 Conference statistics for Mississippi State (as of Apr 20, 2026)
(SEC games only Sorted by Batting avg)



Record: 6-12 Home: 4-5 Away: 2-7 SEC: 6-12

Player	avg	gp-gs	ab	r	h	2b	3b	hr	rbi	tb	slg%	bb	hp	so	gdp	ob%	sf	sh	sb-att	po	a	e	fld%	
10 Nadia Barbary	.321	18-18	53	6	17	3	0	3	6	29	.547	5	1	5	1	.390	0	0	0-0	9	23	3	.914	
24 Morgan Stiles	.268	18-18	56	4	15	3	0	0	5	18	.321	5	0	7	2	.328	0	0	0-0	17	26	1	.977	
9 Kiarra Sells	.256	18-18	43	6	11	2	0	2	2	19	.442	14	2	11	0	.458	0	0	0-1	10	0	0	1.000	
23 Des Rivera	.208	18-17	48	2	10	3	0	0	4	13	.271	0	3	0	0	.250	1	0	0-0	119	8	2	.984	
13 Morgan Bernardini	.184	18-18	49	2	9	1	0	1	3	13	.265	2	2	8	2	.245	0	0	0-0	20	1	0	1.000	

19 Anna Carder	.300	14-11	30	2	9	1	0	0	0	10	.333	3	0	4	0	.364	0	0	0-0	4	0	0	1.000	
41 Taylor Troutman	.214	14-8	28	2	6	2	0	2	7	14	.500	0	1	8	1	.233	1	0	0-0	0	0	0	.000	
22 Tatum Silva	.211	15-8	19	2	4	0	0	0	0	4	.211	1	0	4	0	.250	0	0	1-1	24	0	1	.960	
83 Xiane Romero	.174	12-9	23	5	4	1	0	2	8	11	.478	1	0	5	1	.208	0	0	0-0	13	18	3	.912	
2 Abby G. Richardson	.167	15-8	12	2	2	0	0	0	0	2	.167	4	0	6	0	.375	0	0	2-2	49	2	0	1.000	
33 Kinley Keller	.156	18-10	32	2	5	0	0	1	2	8	.250	1	0	5	0	.182	0	0	0-0	15	1	1	.941	
12 Paige Ernstes	.107	13-10	28	1	3	2	0	1	6	8	.286	4	2	4	1	.265	0	1	0-0	52	1	0	1.000	
7 Gabby Schaeffer	.095	14-9	21	3	2	1	0	1	1	6	.286	1	0	5	0	.136	0	0	1-2	12	18	1	.968	
5 Ally Supan	.000	13-0	4	2	0	0	0	0	0	0	.000	0	1	1	0	.200	0	0	0-0	2	1	0	1.000	
11 Abigail Stevens	.000	4-0	4	0	0	0	0	0	0	0	.000	0	0	2	0	.000	0	0	0-0	0	0	0	.000	
42 Kalani Sells	.000	16-0	1	3	0	0	0	0	0	0	.000	1	0	0	0	.500	0	0	0-0	8	1	0	1.000	
1 Gretta Grassel	.000	10-0	0	2	0	0	0	0	0	0	.000	0	0	0	0	.000	0	0	0-0	2	0	0	1.000	
Totals	.215	18	451	46	97	19	0	13	44	155	.344	42	12	75	8	.298	2	1	4-6	358	113	13	.973	
Opponents	.231	18	450	74	104	13	1	14	68	161	.358	54	11	123	3	.324	6	6	6-9	366	125	7	.986	

LOB - Team (96), Opp (95). DPs turned - Team (6), Opp (11). Picked off - Ka. Sells 1.

(SEC games only Sorted by Earned run avg)

Player	era	w-l	app	gs	cg	sho	sv	ip	h	r	er	bb	so	2b	3b	hr	b/avg	wp	hp	bks	sfa	sha
4 Alyssa Faircloth	3.41	2-4	12	6	3	0/0	0	53.1	44	29	26	25	69	6	0	4	.226	10	3	0	3	3
3 Peja Goold	3.96	3-8	13	10	4	3/0	1	53.0	46	35	30	22	47	3	1	9	.225	5	7	0	1	1

48 Delainey Everett	0.00	0-0	4	0	0	0/0	0	5.0	2	0	0	2	1	0	0	0	.118	1	1	0	1	0
17 Leila Ammon	7.88	1-0	6	2	0	0/0	0	8.0	12	10	9	5	6	4	0	1	.353	1	0	0	1	2
Totals	3.81	6-12	18	18	7	3/0	1	119.1	104	74	65	54	123	13	1	14	.231	17	11	0	6	6
Opponents	2.41	12-6	18	18	6	4/1	3	122.0	97	46	42	42	75	19	0	13	.215	3	12	0	2	1

PB - Team (3), D. Rivera 3, Opp (1). Pickoffs - Team (0), Opp (1). SBA/ATT - D. Rivera (6-9), A. Faircloth (4-5), P. Goold (2-4).



1

GRETTA GRASSEL

SO. | OF | L/R | 5-7
BOSCOBEL, WIS.



2

ABBY GRACE RICHARDSON

SR. | UTL | R/R | 5-9
BROOKHAVEN, MISS.



3

PEJA GOOLD

SR. | P | R/R | 5-7
STOCKTON, CALIF.



4

ALYSSA FAIRCLOTH

JR. | P | L/L | 6-0
NORTHPORT, ALA.



5

ALLY SUPAN

FR. | UTL | R/R | 5-4
PHENIX CITY, ALA.



6

CARSON SMITH

FR. | INF | R/R | 5-0
MENDENHALL, MISS.



7

GABBY SCHAEFFER

FR. | INF | R/R | 5-7
MONROE, N.Y.



9

KIARRA SELLS

SR. | OF | R/R | 5-6
JASPER, TEXAS



10

NADIA BARBARY

SR. | INF | R/R | 5-7
DOUGLASVILLE, GA.



11

ABIGAIL STEVENS

R-FR. | P | R/R | 6-0
BRAXTON, MISS.



12

PAIGE ERNESTES

SO. | C/INF | R/R | 5-6
NEW PALESTINE, IND.



13

MORGAN BERNARDINI

SR. | OF | R/R | 5-6
ELKVILLE, ILL.



17

LEILA AMMON

SO. | P | R/R | 5-11
GULF BREEZE, FLA.



19

ANNA CARDER

SR. | C | L/R | 5-5
ATHENS, ALA.



20

SARA PHILLIPS

SO. | P | R/R | 5-10
TRUSSVILLE, ALA.



21

BRINKLEY MORETON

FR. | P | R/R | 5-7
SUMMERS, ARK.



22

TATUM SILVA


JR. | OF | L/R | 5-6
RESCUE, CALIF.



23

DES RIVERA

SR. | C | R/R | 5-6
CHINO, CALIF.



24

MORGAN STILES

SO. | INF | R/R | 5-7
ATHENS, ALA.



31

SYDNEY CARROLL

FR. | UTL | R/R | 6-2
CHELSEA, ALA.



33

KINLEY KELLER

FR. | OF | R/R | 5-9
NEW BRAUNFELS, TEXAS



41

TAYLOR TROUTMAN


R-FR. | INF | L/R | 5-10
HENDERSON, KY.



42

KALANI SELLS

SO. | OF | R/R | 5-4
JASPER, TEXAS



48

DELAINEY EVERETT

JR. | P | L/L | 5-5
OAKDALE, CALIF.



83

XIANE ROMERO

SO. | INF | R/R | 5-4
LAKE ELSINORE, CALIF.



HC

SAMANTHA RICKETTS

HEAD COACH | IN DUGOUT
7TH SEASON (12TH AT MSU)



AC

TYLER BRATTON

ASSOC. HEAD COACH | THIRD BASE
13TH SEASON



AC

TARYNE MOWATT-MCKINNEY

ASST. COACH | CALLS PITCHES
3RD SEASON



AC

ZAC SHAW

ASST. COACH | 1ST BASE
4TH SEASON



PD

ALYSSA LOZA

PLAYER DEVELOPMENT COORD.
5TH SEASON