



MISSISSIPPI STATE SOFTBALL

33 ALL-AMERICAN HONORS | 20 NCAA REGIONAL APPEARANCES | 43 ALL-SEC HONORS

2026 SCHEDULE

RECORD	41-18
SEC:	9-15
NON-CONFERENCE:	32-3
HOME:	20-7
AWAY:	11-10
NEUTRAL:	10-1

DATE	OPPONENT	TV	TIME/RESULT
Feb. 5	at Baylor ¹	ESPN+	W, 10-0 (5)
Feb. 6	vs. Northwestern State ¹	ESPN+	W, 9-3
	vs. Wichita State ¹	ESPN+	W, 5-2 (8)
Feb. 7	vs. New Mexico ¹	ESPN+	W, 8-1
Feb. 10	SOUTHERN MISS	SEC Network+	W, 5-0
Feb. 13	MURRAY STATE²	SEC Network+	W, 9-1 (5)
	RUTGERS²	SEC Network+	W, 8-0 (6)
Feb. 14	RUTGERS²	SEC Network+	W, 7-2
	NORTH TEXAS²	SEC Network+	W, 3-1
Feb. 15	NORTH TEXAS²	SEC Network+	W, 10-2 (5)
Feb. 18	MEMPHIS	SEC Network+	W, 8-4
Feb. 20	BELMONT³	SEC Network+	L, 0-1
	SAMFORD³	SEC Network+	W, 6-2
Feb. 21	BELMONT³	SEC Network+	W, 4-1
	DELAWARE STATE³	SEC Network+	W, 19-1 (5)
Feb. 22	DELAWARE STATE³	SEC Network+	Canceled
Feb. 25	at Georgia Tech	ACC Network Xtra	W, 8-3
Feb. 27	vs. Wofford ⁴		W, 9-1 (6)
Feb. 28	vs. Georgia Southern ⁴		W, 8-0 (5)
	at #25/RV Clemson ⁴	ACC Network Xtra	L, 0-3
Mar. 1	at #25/RV Clemson ⁴	ACC Network Xtra	W, 9-1 (6)
Mar. 4	at UAB	ESPN+	W, 6-1
Mar. 6	vs. New Mexico ⁵		W, 1-0
	at South Alabama ⁵	ESPN+	W, 3-1
Mar. 7	vs. New Mexico ⁵		W, 4-0
	vs. Samford ⁵		W, 9-1 (5)
Mar. 8	at South Alabama ⁵	ESPN+	W, 4-2
Mar. 10	SOUTHEAST MISSOURI	SEC Network+	W, 9-0 (5)
	SOUTHEAST MISSOURI	SEC Network+	W, 4-0
Mar. 13	#1/1 TENNESSEE*	SEC Network+	L, 1-3 (9)
Mar. 14	#1/1 TENNESSEE*	SEC Network+	W, 1-0
Mar. 15	#1/1 TENNESSEE*	SEC Network+	L, 1-4
Mar. 18	UAB	SEC Network+	W, 4-0
Mar. 20	at #15/13 Georgia*	SEC Network	L, 3-6
Mar. 21	at #15/13 Georgia*	SEC Network+	W, 3-2
Mar. 22	at #15/13 Georgia*	SEC Network+	L, 4-7
Mar. 25	UT MARTIN	SEC Network+	W, 7-0
Mar. 28	#23/24 SOUTH CAROLINA*	SEC Network+	L, 0-2
Mar. 29	#23/24 SOUTH CAROLINA*	SEC Network+	W, 2-0
Mar. 30	#23/24 SOUTH CAROLINA*	SEC Network+	W, 4-3
Apr. 3	at #5/7 Florida*	SEC Network+	L, 0-2
Apr. 4	at #5/7 Florida*	SEC Network	W, 9-5
Apr. 5	at #5/7 Florida*	SEC Network+	L, 4-5
Apr. 10	#8/6 ARKANSAS*	SEC Network+	W, 1-0
Apr. 11	#8/6 ARKANSAS*	SEC Network+	L, 0-8 (5)
Apr. 12	#8/6 ARKANSAS*	SEC Network+	L, 3-10
Apr. 17	at #12/11 Texas A&M*	SEC Network+	L, 1-3
Apr. 18	at #12/11 Texas A&M*	SEC Network+	L, 0-4
Apr. 19	at #12/11 Texas A&M*	SEC Network+	L, 9-10
Apr. 24	#20/15 LSU*	SEC Network+	W, 5-3
Apr. 25	#20/15 LSU*	SEC Network+	W, 5-2
Apr. 26	#20/15 LSU*	SEC Network+	L, 3-5
Apr. 30	at Ole Miss*	SEC Network+	W, 1-0
May 1	at Ole Miss*	SEC Network+	L, 2-3
May 2	at Ole Miss*	SEC Network	L, 0-3
May 5	at Kentucky ⁶	SEC Network	W, 4-3
May 6	vs. #10/7 Arkansas ⁶	SEC Network	L, 0-3
May 15	vs. Saint Mary's (CA) ⁷	ESPN+	W, 3-2 (8)
May 16	at #12/13 Oregon ⁷	ESPN+	W, 4-0
May 17	vs. Saint Mary's (CA) ⁷	ESPN+	W, 5-0
May 22	at #2/4 Oklahoma ⁸	ESPN2	12 p.m.
May 23	at #2/4 Oklahoma ⁸	ESPN	12 p.m.
May 24	at #2/4 Oklahoma ⁸ (if nec.)	TBD	TBD

* Southeastern Conference game | **BOLD** denotes home games | All times CT

¹ Gettnerman Classic (Waco, Texas)
² The Snowman: Alex Wilcox Memorial (Starkville, Miss.)
³ Bulldog Invitational (Starkville, Miss.)
⁴ Tiger Invitational (Clemson, S.C.)
⁵ Jaguar Invitational (Mobile, Ala.)
⁶ SEC Tournament (Lexington, Ky.)
⁷ NCAA Eugene Regional (Eugene, Ore.)
⁸ NCAA Norman Super Regional (Norman, Okla.)

20/20 MISSISSIPPI STATE (41-18, 9-15 SEC) AT 2/4 OKLAHOMA (51-8, 20-4 SEC)

MAY 22-24 | NORMAN, OKLA. | LOVE'S FIELD



HEAD COACH: Samantha Ricketts
RECORD AT MSU: 239-137 (7th Year)
CAREER RECORD: 239-137 (7th Year)
STREAK: Won 3
LAST 10 GAMES: 6-4
RANKINGS:
 NFCA Coaches - 20 | USA Softball - 20
 D1Softball - 18 | Softball America - 19



HEAD COACH: Patty Gasso
RECORD AT OU: 1618-369-4 (32nd Year)
CAREER RECORD: 1618-369-4 (32nd Year)
STREAK: Won 3
LAST 10 GAMES: 8-2
RANKINGS:
 NFCA Coaches - 2 | USA Softball - 4
 D1Softball - 1 | Softball America - 1

	AVG	R/G	H/G	SLG	OBP	RBI	SB-ATT	ERA	K/7	K:BB	OPP	FLD
#20/20 Mississippi St.	.273	4.64	6.86	.461	.357	254	37-45	2.15	9.07	4.05	.178	.985
#2/4 Oklahoma	.390	10.15	10.46	.802	.490	583	66-79	3.01	6.07	2.82	.234	.983

FRIDAY, MAY 22

#20/20 Mississippi St. at #2/4 Oklahoma | 12 p.m.

TV: ESPN2 (Tiffany Greene, Erin Miller)

SATURDAY, MAY 23

#20/20 Mississippi St. at #2/4 Oklahoma | 12 p.m.

TV: ESPN2 (Tiffany Greene, Erin Miller)

SUNDAY, MAY 24

#20/20 Mississippi St. at #2/4 Oklahoma | TBD

If Necessary
 TV: ESPN Platforms TBD (Tiffany Greene, Erin Miller)

SERIES HISTORY

OVERALL: 0-11 | **CURRENT STREAK:** Lost 11 | **HOME:** 0-2 | **AWAY:** 0-5 | **NEUTRAL:** 0-5

LAST SERIES: Apr. 18-20, 2025, OU won in Norman, Okla. (G1: OU, 4-0 | G2: OU, 6-5 | G3: OU, 9-6)

OPPONENT NOTABLES

The Norman Super Regional is one of three Super Regionals this year featuring a pair of SEC teams. None of the three include matchups between teams that met at any point earlier in the season. The most-recent road team to win a Super Regional matchup within its own conference was Ole Miss last season, defeating No. 4-seed Arkansas in three games. The Sooners have been held to fewer than five runs 11 times this year, going 8-3 in those games, but the offense is their strength. Oklahoma leads the nation in batting average and is second in homers, on-base percentage, slugging percentage RBIs and scoring.

LEADING OFF

REGIONAL FOR THE RECORDS: Alyssa Faircloth turned in the best regional performance by an MSU pitcher on record. She set MSU NCAA Tournament single-year records for wins, strikeouts, strikeouts looking, strikeouts per seven innings, ERA, opposing batting average, complete games and shutouts while throwing the first postseason no-hitter in program history at No. 12 Oregon.

POSTSEASON PROWESS: Morgan Stiles is MSU's active career leader in NCAA Tournament hits, batting average and on-base percentage. She needs one hit to tie the MSU career record thanks to her eight hits last year, which were one shy of State's single-season record.

BIG-TIME BAT: Nadia Barbary holds the MSU career (9) and single-year (7) NCAA Tournament records for runs scored. She is the program's active career leader in slugging percentage (.645) and her three NCAA Tournament homers trail only Mia Davidson (5, 2018-22) in program history.

REWRITING RECORDS: MSU's pitching staff has broken the single-season school record with 503 strikeouts which is just the eighth 500-strikeout season by an SEC team since 2016. Five of the previous seven teams to reach that mark reached the Women's College World Series.

PROBABLE STARTING LINEUP

#	NAME	POS.	YR.	B/T	AVG	AB	R	H	2B	3B	HR	REB	TB	SLG	OBP
24	Morgan Stiles	SS	So.	R/R	.313	182	32	57	10	0	2	26	73	.401	.405
1	Gretta Grassel	DP	So.	L/R	.154	26	9	4	1	0	1	4	8	.308	.267
10	Nadia Barbary	3B	Sr.	R/R	.330	182	32	60	11	0	14	40	113	.621	.392
83	Xiane Romero	2B	So.	R/R	.226	84	10	10	5	1	5	17	41	.488	.323
33	Kinley Keller	CF	Fr.	R/R	.315	89	18	28	8	0	2	12	42	.472	.354
13	Morgan Bernardini	LF	Sr.	R/R	.243	144	9	35	8	1	3	25	54	.375	.297
9	Kiarra Sells	RF	Sr.	R/R	.342	152	43	52	12	0	14	30	106	.697	.482
12	Paige Ernestes	1B	So.	R/R	.183	93	6	17	3	0	3	18	29	.312	.284
23	Des Rivera	C	Sr.	R/R	.256	133	12	34	9	0	3	19	52	.391	.283
#	PITCHERS	R/L	YR.	ERA	W-L	G-GS	CG	SV	IP	H	R	ER	BB	SO	B/AVG
17	Leila Ammon	RHP	So.	1.70	8-0	18-11	2	1	53.2	32	15	13	10	59	.169
3	Peja Gooft	RHP	Sr.	2.12	15-10	35-25	12	3	148.1	95	52	45	45	178	.177
4	Alyssa Faircloth	LHP	Jr.	2.28	16-7	38-23	13	4	169.0	104	59	55	57	261	.176

LAST 10 GAMES (6-4)

HITTING LEADERS	AVG	AB	R	H	XBH	RBI
TEAM	.213	263	27	56	20	23
Kinley Keller	.333	18	3	6	3	1
Xiane Romero	.333	30	4	10	4	4
Nadia Barbary	.303	33	4	10	4	6
Paige Ernestes	.240	25	1	6	1	4
Morgan Stiles	.219	32	5	7	2	2
Des Rivera	.217	23	0	5	2	1
PITCHING LEADERS	ERA	IP	H	R	SO	BB
TEAM	2.04	68.2	42	21	89	21
Alyssa Faircloth	1.71	41.0	20	11	55	10
Peja Gooft	2.30	24.1	19	8	32	11
Delaine Everett	4.20	3.1	3	2	2	0

MEDIA INFORMATION

SOFTBALL MEDIA PORTAL

Mississippi State has created an online portal for media members covering the Bulldogs' softball program. To access the portal, visit hailst.at/SBMedia. The Softball Press Box Page of HailState.com includes links to credential request forms, media guides, quick facts, game notes, box scores, recaps and team and staff headshots.

CREDENTIALS

Working media must apply for single-game credentials at least 24 hours in advance by visiting hailst.at/SBCreds. Seats will be assigned to credentialed media members. Space is limited inside the Nusz Park press box. Indoor seating priority will be given to team staff, broadcast personnel, production staff and those media members who regularly cover the program. Auxillary seating is located at the top of Section 104.

PHOTOGRAPHERS/VIDEOGRAPHERS

Photographers and videographers are permitted to shoot around Nusz Park in approved areas. Those wishing to shoot a game should meet with Brian Ogden in the press box before the game to be granted field access.

PRESS BOX SERVICES

A complete NCAA box score and pertinent game facts are available to members of the working media following the conclusion of each game. Media members also have access to game notes, statistics, lineups and rosters prior to the start of each game upon request. A pregame meal is also served in the press box approximately one hour prior to each game.

The press box is divided into four separate work areas, with each equipped with high-speed internet and telephone access. It is also set up to accommodate television and team video personnel.

RADIO BROADCASTS

The Nusz Park press box houses radio lines to support home and visitor radio broadcasts. For more information on the phone lines, please contact Brian Ogden in the Communications office.

NUSZ PARK

FAST FACTS

- » Since 2016, MSU is 224-89 in Nusz Park (.716).
- » Opening game at the MSU Softball Field came on Feb. 26, 1997, with the Bulldogs sweeping Samford in a doubleheader.
- » Nusz Park, a \$6 million project, includes 1,000 maroon chairback seats, in addition to an expanded concourse that includes new restrooms and concession stands.
- » The Bulldogs' first action in the new digs came against Georgia Southern, a 6-0 victory on Feb. 11, 2016.
- » MSU opened play at Nusz Park with six-straight victories, including a sweep of the Bulldog Kickoff. State captured its first SEC win at Nusz with a 6-3 win against eventual WCWS finalists and third-ranked Auburn on March 19.
- » Nusz hosted the 2016 SEC Softball Tournament. The four-day event hosted 12 teams and a total of 11 games and drew praise from coaches across the league to ESPN and SEC Network officials.
- » On May 27, 2022 the largest college softball crowd in the history of the state of Mississippi descended on Nusz Park for the Bulldogs' Super Regional with Arizona (2,209). The next day the record was again broken (2,299).
- » The final weekend of the 2026 regular season saw MSU welcome 2,606 fans against LSU on Saturday, April 25, setting a new single-game record.
- » State broke the single-season attendance record in 2024 with 22,349 fans.

BRIAN OGDEN

Softball / Soccer

Phone	(972) 977-7459
Email	BOgden@athletics.msstate.edu
Twitter	@brianogden

POSTGAME INTERVIEWS

Requested MSU players, along with head coach Samantha Ricketts, will be available for interviews approximately 10 minutes after all games in the film room of the Softball Fieldhouse. In the event of a doubleheader, coaches and student-athletes will be available following their final game of the day.

The Mississippi State locker room and field dugouts are off-limits to the media. Media members must be escorted by a member of the MSU Athletics Communications staff while inside the Softball Fieldhouse.

MSU PLAYER/COACH AVAILABILITY

Players and coaches will be made available to the media upon request. Those wishing to set up an interview must contact Brian Ogden via phone or e-mail. On gameday, players and coaches are only available postgame.

For post-practice interviews, media members should contact Brian Ogden no later than 10 p.m. the night before. In most cases, players will be available for a brief time before and after practices. A weekly schedule is available in each set of game notes.

Telephone interviews can also be scheduled with players on a call-back basis during the week with arrangements made through Brian Ogden.

Media members are NOT permitted to contact student-athletes on their own at any time. This includes phone, Email, text or through social media platforms. Student-athletes' contact information will not be given out.

QUICK FACTS

UNIVERSITY

Location	Starkville, Miss. (Pop. 25,342)
Founded	1878
Enrollment	23,563
Nickname	Bulldogs
Colors	Maroon and White
Mascot	Bully
Shortened	MSU or State
Conference	Southeastern
President	Dr. Mark Keenum
Athletic Director	Zac Selmon
Sr. Associate AD/SWA	Ann Carr
Faculty Representative	Brent J. Fountain

NUSZ PARK

Opened	1997
Renovated	2016
Capacity	1,400
Dimensions	L-200, C-220, R-200
All-Time Home Record	583-286 (.671)

COACHING STAFF

Head Coach	Samantha Ricketts
Alma Mater	Oklahoma, 2005
MSU Record	239-137 (7th Year, 12th at MSU)
MSU SEC Record	59-83 (7th Year)
Career Record	239-137 (7th Year)
Career SEC Record	59-83 (7th Year)
Associate Head Coach	Tyler Bratton (13th Year)
Assistant Coach	Taryne Mowatt-McKinney (3rd Year)
Assistant Coach	Zac Shaw (4th Year)
Player Development Coordinator	Alyssa Loza (5th Year)
Director of Operations	Jamie Desporte (5th Year)
Certified Athletic Trainer	Macy Simoneaux (8th Year)
Strength Coach	Marci Hoppa (3rd Year; 8th at MSU)
Athletic Academics Counselor	Lindsay Race
Sport Administrators	Maryann Baker / Maya Bulger

TEAM INFORMATION

2025 Record	39-19
2025 SEC Record / Finish	13-11 / 8th
Final Rankings (NFCA / USA / D1 / SA)	21 / 23 / 25 / 22
Letterwinners Returning / Lost	13 / 9
Position Starters Returning / Lost	4 / 5
Pitchers Returning / Lost	3 / 4
Newcomers	12


PROGRAM HISTORY

Program Years	1982-86, 1997-present
Overall Record (35th season)	1,103-814 (.575)
Overall SEC Record (30th season*)	316-449 (.413)
SEC Tournament Appearances	24
SEC Tournament Record	16-32 (.333)
NCAA Tournament Appearances	20
NCAA Tournament Record	28-39 (.418)
NFCA All-American Selections	18
Easton All-American Selections	7
D1Softball All-American Selections	3
Softball America All-American Selections	4
NFCA All-Region Selections	64
All-SEC Selections	43
Freshman All-SEC / All-Newcomer Selections	15
SEC All-Defense Selections	3
NFCA All-America Scholar-Athletes	175
CoSIDA Academic All-American Selections	11

TOP 15 CROWDS

ATT.	DATE	OPPONENT	RESULT
2,606	April 25, 2026	LSU	W, 5-2
2,299	May 28, 2022	Arizona	L, 1-7
2,209	May 27, 2022	Arizona	L, 2-3
2,134	Mar. 14, 2026	Tennessee	W, 1-0
1,903	March 8, 2025	Auburn	W, 5-4
1,870	May 3, 2025	Ole Miss	L, 4-6
1,612	April 16, 2016	LSU	L, 2-5 (12)
1,577	April 12, 2014	Alabama	W, 4-2
1,572	April 13, 2024	Tennessee	L, 1-6
1,562	April 21, 2018	Florida	L, 2-6
1,553	April 12, 2013	Ole Miss	W, 5-1
1,547	April 25, 1998	Ole Miss	W, 11-0 (5); W, 4-3
1,520	April 19, 1997	Alabama	L, 2-5; W, 2-1
1,474	April 2, 2016	Ole Miss	L, 3-4
1,439	April 14, 2024	Tennessee	L, 3-7

Bold denotes a ticketed game



2026 BULLDOG ROSTER

NUMERICAL

#	NAME	POS.	B/T	HT.	YR.	EXP.	HOMETOWN / HS / PREVIOUS SCHOOL
1	Gretta Grassel	OF	L/R	5-7	So.	1L	Boscobel, Wis. / Boscobel HS
2	Abby Grace Richardson	UTL	R/R	5-9	Sr.	1L	Brookhaven, Miss. / Brookhaven Academy / Copiah-Lincoln CC
3	Peja Goold	P	R/R	5-7	Sr.	TR	Stockton, Calif. / Lincoln HS / Chattanooga
4	Alyssa Faircloth	P	L/L	6-0	Jr.	TR	Northport, Ala. / Tuscaloosa County HS / Troy
5	Ally Supan	UTL	R/R	5-4	Fr.	HS	Phenix City, Ala. / Central HS
6	Carson Smith	INF	R/R	5-0	Fr.	HS	Mendenhall, Miss. / Hartfield Academy
7	Gabby Schaeffer	INF	R/R	5-7	Fr.	HS	Monroe, N.Y. / Monroe-Woodbury HS
9	Kiarra Sells	OF	R/R	5-6	Sr.	3L	Jasper, Texas / Jasper HS
10	Nadia Barbary	INF	R/R	5-7	Sr.	3L	Douglasville, Ga. / Chapel Hill HS
11	Abigail Stevens	P	R/R	6-0	R-Fr.	RS	Braxton, Miss. / East Rankin Academy
12	Paige Ernestes	C/INF	R/R	5-6	So.	1L	New Palestine, Ind. / New Palestine HS
13	Morgan Bernardini	OF	R/R	5-6	Sr.	3L	Elkville, Ill. / Elverado HS
17	Leila Ammon	P	R/R	5-11	So.	TR	Gulf Breeze, Fla. / Gulf Breeze HS / Middle Tennessee
19	Anna Carder	C	L/R	5-5	Sr.	TR	Athens, Ala. / Athens HS / Southern Illinois
20	Sara Phillips	P	R/R	5-10	So.	1L	Trussville, Ala. / Hewitt-Trussville HS
21	Brinkley Moreton	P	R/R	5-7	Fr.	HS	Summers, Ark. / Lincoln HS
22	Tatum Silva	OF	L/L	5-6	Jr.	TR	Rescue, Calif. / Ponderosa HS / Utah State
23	Des Rivera	C	R/R	5-6	Sr.	TR	Chino, Calif. / Bishop Amat Memorial HS / Oregon State / Iowa
24	Morgan Stiles	INF	R/R	5-7	So.	1L	Athens, Ala. / Athens HS
31	Sydney Carroll	UTL	R/R	6-2	Fr.	HS	Chelsea, Ala. / Chelsea HS
33	Kinley Keller	OF	R/R	5-9	Fr.	HS	New Braunfels, Texas / Davenport HS
41	Taylor Troutman	INF	L/R	5-10	R-Fr.	RS	Henderson, Ky. / Henderson County HS
42	Kalani Sells	OF	R/R	5-4	So.	1L	Jasper, Texas / Jasper HS
48	Delainey Everett	P	L/L	5-5	Jr.	2L	Oakdale, Calif. / Oakdale HS
83	Xiane Romero	INF	R/R	5-4	So.	1L	Lake Elsinore, Calif. / Temescal Canyon HS

ALPHABETICAL

#	NAME	POS.	B/T	HT.	YR.	EXP.	HOMETOWN / HS / PREVIOUS SCHOOL
17	Leila Ammon	P	R/R	5-11	So.	TR	Gulf Breeze, Fla. / Gulf Breeze HS / Middle Tennessee
10	Nadia Barbary	INF	R/R	5-7	Sr.	3L	Douglasville, Ga. / Chapel Hill HS
13	Morgan Bernardini	OF	R/R	5-6	Sr.	3L	Elkville, Ill. / Elverado HS
19	Anna Carder	C	L/R	5-5	Sr.	TR	Athens, Ala. / Athens HS / Southern Illinois
31	Sydney Carroll	UTL	R/R	6-2	Fr.	HS	Chelsea, Ala. / Chelsea HS
12	Paige Ernestes	C/INF	R/R	5-6	So.	1L	New Palestine, Ind. / New Palestine HS
48	Delainey Everett	P	L/L	5-5	Jr.	2L	Oakdale, Calif. / Oakdale HS
4	Alyssa Faircloth	P	L/L	6-0	Jr.	TR	Northport, Ala. / Tuscaloosa County HS / Troy
3	Peja Goold	P	R/R	5-7	Sr.	TR	Stockton, Calif. / Lincoln HS / Chattanooga
1	Gretta Grassel	OF	L/R	5-7	So.	1L	Boscobel, Wis. / Boscobel HS
33	Kinley Keller	OF	R/R	5-9	Fr.	HS	New Braunfels, Texas / Davenport HS
21	Brinkley Moreton	P	R/R	5-7	Fr.	HS	Summers, Ark. / Lincoln HS
20	Sara Phillips	P	R/R	5-10	So.	1L	Trussville, Ala. / Hewitt-Trussville HS
2	Abby Grace Richardson	UTL	R/R	5-9	Sr.	1L	Brookhaven, Miss. / Brookhaven Academy / Copiah-Lincoln CC
23	Des Rivera	C	R/R	5-6	Sr.	TR	Chino, Calif. / Bishop Amat Memorial HS / Oregon State / Iowa
83	Xiane Romero	INF	R/R	5-4	So.	1L	Lake Elsinore, Calif. / Temescal Canyon HS
7	Gabby Schaeffer	INF	R/R	5-7	Fr.	HS	Monroe, N.Y. / Monroe-Woodbury HS
42	Kalani Sells	OF	R/R	5-4	So.	1L	Jasper, Texas / Jasper HS
9	Kiarra Sells	OF	R/R	5-6	Sr.	3L	Jasper, Texas / Jasper HS
22	Tatum Silva	OF	L/L	5-6	Jr.	TR	Rescue, Calif. / Ponderosa HS / Utah State
6	Carson Smith	INF	R/R	5-0	Fr.	HS	Mendenhall, Miss. / Hartfield Academy
11	Abigail Stevens	P	R/R	6-0	R-Fr.	RS	Braxton, Miss. / East Rankin Academy
24	Morgan Stiles	INF	R/R	5-7	So.	1L	Athens, Ala. / Athens HS
5	Ally Supan	UTL	R/R	5-4	Fr.	HS	Phenix City, Ala. / Central HS
41	Taylor Troutman	INF	L/R	5-10	R-Fr.	RS	Henderson, Ky. / Henderson County HS

COACHING STAFF

Head Coach: Samantha Ricketts, Seventh season (12th at MSU)
 Associate Head Coach: Tyler Bratton, 13th season
 Assistant Coach: Taryne Mowatt-McKinney, Third season
 Assistant Coach: Zac Shaw, Fourth season
 Director of Operations: Jamie Desporte, Fifth season
 Player Development Coordinator: Alyssa Loza, Fifth season
 Graduate Assistant: Matalasi Faapito, Second season
 Graduate Manager: Sierra Sacco, First season
 Graduate Manager: Lexi Sosa, First season

ROSTER BREAKDOWN

BY CLASS

Seniors (7): Nadia Barbary, Morgan Bernardini, Anna Carder, Peja Goold, Abby Grace Richardson, Des Rivera, Kiarra Sells
 Juniors (3): Delainey Everett, Alyssa Faircloth, Tatum Silva
 Sophomores (7): Leila Ammon, Paige Ernestes, Gretta Grassel, Sara Phillips, Xiane Romero, Kalani Sells, Morgan Stiles
 RS Freshmen (2): Abigail Stevens, Taylor Troutman
 Freshmen (6): Sydney Carroll, Kinley Keller, Brinkley Moreton, Gabby Schaeffer, Carson Smith, Ally Supan

RETURNERS (13)

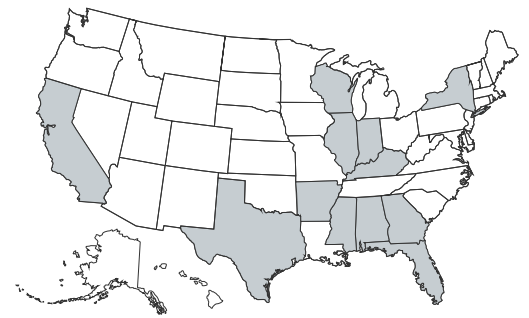
Nadia Barbary, Morgan Bernardini, Paige Ernestes, Delainey Everett, Gretta Grassel, Sara Phillips, Abby Grace Richardson, Xiane Romero, Kalani Sells, Kiarra Sells, Abigail Stevens, Morgan Stiles, Taylor Troutman

NEWCOMERS (12)

Leila Ammon, Anna Carder, Sydney Carroll, Alyssa Faircloth, Peja Goold, Kinley Keller, Brinkley Moreton, Des Rivera, Gabby Schaeffer, Tatum Silva, Carson Smith, Ally Supan

BY HOME STATE

Alabama (6): Anna Carder, Sydney Carroll, Alyssa Faircloth, Sara Phillips, Morgan Stiles, Ally Supan
 California (5): Delainey Everett, Peja Goold, Des Rivera, Xiane Romero
 Mississippi (3): Abby Grace Richardson, Carson Smith, Abigail Stevens
 Texas (3): Kinley Keller, Kiarra Sells, Kalani Sells, Tatum Silva
 Arkansas (1): Brinkley Moreton
 Florida (1): Leila Ammon
 Georgia (1): Nadia Barbary
 Illinois (1): Morgan Bernardini
 Indiana (1): Paige Ernestes
 Kentucky (1): Taylor Troutman
 New York (1): Gabby Schaeffer
 Wisconsin (1): Gretta Grassel



■ Indicates a current Bulldog's home state
 ■ Indicates a player is the first in program history from the state

PRONUNCIATION GUIDE

Leila Ammon ay-men (like Amos but end with N)
 Nadia Barbary bar-buh-ree
 Morgan Bernardini burn-uh-dee-nee
 Paige Ernestes earn-stess
 Delainey Everett de-lainey
 Peja Goold p-Asia (Asia with a P in front of it) ghoul-d
 Xiane Romero zie-ann (sigh with a Z)
 Gabby Schaeffer shay-fur
 Ally Supan soo-pan

Jamie Desporte des-sport
 Matalasi Faapito mah-TAH-lah-see fah-AH-pee-toh
 Taryne Mowatt-McKinney mow-it (like you mow your lawn)
 Sierra Sacco sack-OH

BULLDOGS BY THE NUMBERS

3

PRO PITCHERS: In three years at Mississippi State, Taryne Mowatt-McKinney has graduated three pitchers to the professional ranks, one in each season.

503

STRIKEOUTS: State has broken the MSU single-season record, leads the SEC and is second nationally in strikeouts. There have been just eight 500-strikeout seasons by SEC teams since 2016.

5

MAGIC NUMBER: The Bulldogs have scored five or more runs in 105 of State's 141 wins (74.5 percent) since 2023, and they are 175-21 under Samantha Ricketts when scoring at least five.

TEAM NOTES

RECORD-SETTING REGIONAL

- » Mississippi State won a regional for the second time in school history while going 3-0 for the first time ever. State allowed just two runs.
- » The Bulldogs were led by **Alyssa Faircloth**, who turned in the best regional by an MSU pitcher on record.
- » Faircloth set MSU NCAA Tournament single-year records for wins (3), strikeouts (26), strikeouts looking (8), strikeouts per seven innings (11.62), ERA (0.00), opposing batting average (0.43), complete games (2) and shutouts (2) while throwing the first postseason no-hitter in program history at No. 12 Oregon (May 16).
- » Faircloth enters Super Regionals needing just one NCAA Tournament win and nine strikeouts to tie the MSU career records despite just one year in the Maroon and White.
- » The Bulldogs' run through regionals gave them a 40-win season for the first time since 2008 and just the third time in history. MSU's program record for wins is 44 set in 2000.

NCAA TOURNAMENT NOTABLES

- » **Morgan Stiles** is MSU's active career leader in NCAA Tournament hits (12), batting average (.522) and on-base percentage (.577). She would currently hold MSU's career tourney records for average and rank third in on-base percentage.
- » Stiles needs one hit to tie the MSU career record thanks to her eight hits last year, which were one shy of State's single-season record.
- » **Nadia Barbary** holds the MSU career (9) and single-year (7) NCAA Tournament records for runs scored.
- » She is the program's active career leader in slugging percentage (.645) and her three NCAA Tournament homers trail only Mia Davidson (5, 2018-22) in program history. Her 20 career total bases rank third and are eight shy of Davidson's school record.
- » Barbary six career NCAA Tournament RBIs are the most among active players. She entered the regional as the only active Bulldog with a home run in the NCAA Tournament but has since been joined by **Gretta Grassel** and **Tatum Silva**.
- » **Des Rivera** has the most career NCAA Tournament games played (12) and started (12) on the Bulldog roster. Nine come from her run to the Women's College World Series in 2022 with Oregon State. Barbary is second with 10 games played and started, all in Maroon and White.

STRIKEOUT STATE

- » Mississippi State has broken the single-season school records with 503 strikeouts as a team, which is second in the nation, and a nation-leading 115 strikeouts looking.
- » The Bulldogs also rank second nationally in strikeouts per seven innings (9.07) and fifth in strikeout-to-walk ratio (4.06).
- » MSU has 379 more strikeouts than walks, while only 10 other teams in the country even have reached 379 strikeouts total this year.
- » The Bulldogs struck out a school-record 179 batters in conference play this year. Their 42 strikeouts looking were second in program history in league play.
- » State has recorded just the eighth 500-strikeout season by an SEC team since 2016. Five of the previous seven teams to reach that mark reached the Women's College World Series.
- » In fact, since 2013, there have been just 27 500-strikeout seasons across the nation.

500-STRIKEOUT STAFFS IN THE SEC (SINCE 2016)

TEAM	YEAR	K	GM	K/7
1. Florida	2017	683	68	10.43
2. Florida	2018	574	67	9.42
3. Alabama	2021	558	61	9.66
4. Alabama	2017	551	64	8.89
5. Florida	2016	538	63	9.13
6. Florida	2019	524	67	8.04
7. Tennessee	2025	508	64	8.62
8. Mississippi State	2026	503	59	9.07

SWEET NOTHINGS

- » Three Bulldog arms have twirled no-hitters this season.
- » **Alyssa Faircloth's** no-hitter at No. 12 Oregon (May 16) in the Eugene Regional was MSU's first ever in the NCAA Tournament and first ever against a ranked team. It was the 29th in program history.
- » **Leila Ammon** threw one against Southeast Missouri (Mar. 10) and **Peja Goold** did so against UT Martin (Mar. 25).
- » It is the second time in program history that three different pitchers have thrown a no-hitter in the same season (2024). In 2006, two individuals both threw two, setting the single-season team record at four.
- » Pitching coach **Taryne Mowatt-McKinney** has now called six no-hitters at MSU, which is third-most in school history behind Bo Reid (9, 2000-09) and Vann Stuedeman (9, 2012-19).

ALL-AMERICAN GIRL

- » **Peja Goold** was named a Second Team All-American by Softball America on Tuesday, becoming the first Bulldog pitcher to be named an All-American since Kellie Wilkerson, who totaled seven selections across all four years of her career from 1999-02.
- » It is MSU's 33rd All-American honor in program history, and she is the 11th individual to reach that status.

FAIRCLOTH FANS THEM

- » **Alyssa Faircloth** has recorded a career-high 14 strikeouts five times this year, most recently against Saint Mary's (CA) in the Eugene Regional Championship. That ranks fifth in MSU single-game history.
- » Faircloth entered the season with one career double-digit strikeout game and now boasts 10 this year alone.
- » She leads the SEC and ranks fourth nationally in total strikeouts (261), which is the MSU single-season record. She has also broken the single-season record for strikeouts looking (66).
- » Faircloth is fourth in strikeouts per seven innings (10.81) while leading the nation in called strike plus whiff rate with a strike on 39.9 percent of her pitches. She has struck out 38.7 percent of batters she has faced, which is third nationally.
- » Faircloth was the fastest MSU pitcher to record 100 strikeouts in a season, needing just 55.2 innings to do so. **Peja Goold** is fifth.

FEWEST IP TO 100 STRIKEOUTS

	IP	FINAL K	FINAL IP
1. Alyssa Faircloth	2026	55.2	261
2. Emily Williams	2021	69.0	128
3. Allison Owen	2013	69.1	250
4. Stephanie Becker	2013	71.0	159
5. Peja Goold	2026	73.2	178

PITCHING PLUSSES

- » As a team, State's whiff rate (34.4 percent) and called strike plus whiff rate (35.5 percent) lead the nation, and its 2.23 fielding independent pitching mark ranks fourth.
- » The Bulldogs rank sixth nationally, allowing just 2.24 runs per game.
- » Since the start of 2025, **Peja Goold** has struck out five or more batters in 43 appearances, earning the win in 34 in those games.
- » **Alyssa Faircloth** is third nationally in fielding independent pitching (1.69).

THE TARYNE TREATMENT

- » In three seasons under pitching coach **Taryne Mowatt-McKinney**, the Bulldogs have thrown 68 complete games. State totaled 30 over the three seasons prior to her hiring (2021-23).
- » She has coached State pitchers to six national weekly honors. Prior to her arrival, MSU had seen just one pitcher bring home a national weekly honor (Alison Owen, 2013). Her pitchers have won four SEC Pitcher of the Week awards in her short tenure, which is more than the Bulldogs had won in the eight years prior to her arrival.
- » Mowatt-McKinney has graduated a professional pitcher in every season in Starkville with the addition of **Peja Goold** this year who received an AUSL Draft Golden Ticket on Senior Day.

PAIR OF ACES

- » For the first time since 2008, Mississippi State has a pair of 15-game winners in the circle in **Alyssa Faircloth** (16) and **Peja Goold** (15).
- » The last duo was Misty Fleisher (20) and Kelsey Nurnberg (17).
- » Faircloth and Goold will likely become the first duo with 150.0 innings or more each since Alison Owen (176.1) and Alexis Silkwood (153.1) in 2014. Goold needs just four more outs to do so.
- » The duo also gives State a pair with more than 150 strikeouts each for the first time since Owen (223) and Silkwood (167) that year.

DAWGS IN DUELS

- » State is no stranger to an old-fashioned pitchers' duel as games featuring the Bulldogs have tended to be the lowest scoring contests in the SEC this year.
- » In conference play alone, State games average 6.33 combined runs between both teams. The SEC average is 8.48 combined runs per game in league play.

AVERAGE RUNS SCORED AND ALLOWED PER GAME IN SEC PLAY

1. South Carolina	5.46
2. Tennessee	6.21
3. Mississippi State	6.33
SEC Average	8.48

SHARING THE LOAD

- » Mississippi State's bullpen now features three arms that threw more than 120.0 innings last spring.
- » Last year, only Raelin Chaffin, who went on to a professional career in the AUSL, reached the 120.0-inning mark for State.
- » Both **Peja Goold** (148.1) and **Alyssa Faircloth** (169.0) have eclipsed 100.0 innings already this year.
- » State's seven arms boast a combined 881.0 career innings and tossed 577.1 combined innings last year, which leads the SEC.

SEC TEAM LEADERS ENTERING 2026 SEASON

CAREER IP ON 2026 ROSTER	2025 IP ON 2026 ROSTER
1. Florida 1,033.1	1. Mississippi State 577.1
2. Kentucky 994.1	2. Florida 510.2
3. South Carolina 962.0	3. Kentucky 454.2
4. Ole Miss 959.1	4. South Carolina 453.2
5. Mississippi State 881.0	5. Georgia 426.1

#STATETOTHESHOW

- » **Peja Goold** received the final Golden Ticket into the 2026 AUSL College Draft. **Kiarra Sells** was also selected to the league's reserve player pool.
- » **Sierra Sacco** and Raelin Chaffin both received Golden Tickets last year, MSU was one of two teams nationally with multiple in 2025.
- » Sacco and Chaffin won the inaugural AUSL Championship with the Talons. This season, Sacco was taken in the Expansion Draft by the Portland Cascade, and Bulldog legend Mia Davidson was chosen by the same franchise in the Allocation Draft as a free agent.
- » With the addition of Goold, MSU now boasts 29 professional players in its history. If Sells is called up at any point, she would make 30. Of the 29 pros, 17 were coached by Ricketts for at least one season at MSU.
- » Ten Bulldogs have gone on to pro careers in the six years since she was named the program's head coach, and at least one player has signed a professional contract in each of the last six seasons.

HIGH WATER MARK

- » Mississippi State has climbed as high as No. 11 in the NFCA Coaches' Poll this season, which is its highest ranking in any poll in program history. Previously, the Bulldogs had reached No. 15 in 2008.
- » The Bulldogs have also achieved their highest ranks in the D1Softball (No. 11) and USA Softball (No. 13) polls.
- » State's highest ranking in any poll entering the season was at No. 11 in the Softball America poll in 2024.
- » The Bulldogs have been as high as No. 9 in the RPI this year, which is MSU's highest mark in program history. Previously, State had climbed as high as No. 19 in the final selection rankings of 2008.

TEAM NOTES

RECORDS WITHIN THE RECORD

- » State has posted its highest win total in a year under Samantha Ricketts (41) and its third 40-win season.
- » MSU reached the 30-win mark this season faster than any prior year in program history, needing just 36 games, and posted its best record entering conference play in program history this season at 26-2 (.929).
- » The Bulldogs' 18-2 start was tied with the 2006 season for the second-best 20-game start in school history. MSU was 19-1 in 2014.
- » MSU set a program record with 17 wins in the month of February.

QUICK HITTERS

- » Since the start of the SEC Tournament, **Kinley Keller** leads the team with a .417 (5-for-12) batting average and .500 on-base percentage. Her three doubles are tied for the most extra-base hits on the team.
- » **Nadia Barbary** ranks seventh in school history with 46 career doubles and fifth in MSU's SEC play records with 23 for her career.
- » Barbary ranks seventh in program history with 33 career home runs and is top-10 in both RBIs (139, 10th) and total bases (349, 9th).
- » Barbary is the 13th player in program history to record 200 career hits and also to record 50 career multi-hit games.
- » **Des Rivera** was the last player in the SEC without a strikeout this season and now has just two. Rivera has tied the MSU single-season record with five sacrifice flies.

BARBARY'S BAT

- » **Nadia Barbary** earned her second straight Second Team All-SEC honors this season after leading the team in average (.319) and slugging (.542) in SEC play. She ranked third among SEC third basemen in OPS in the regular season.
- » She leads the team in RBIs (40), homers (14), multi-hit games (14) and multi-RBI games (8) and is second on the team in doubles (11).
- » Barbary earned NFCA All-Region status for the third year in a row, making her the sixth player in program history with three career recognitions at MSU.

DEVELOPING DAWGS

- » **Morgan Bernardini** and **Kiarra Sells** had less than 25 career at-bats combined entering their junior year, but developed into key roles in 2025 with Sells earning all-region honors.
- » In the last two seasons, **Nadia Barbary** has nearly tripled her home run totals from her first two years.

BARBARY	AB	R	H	2B	3B	HR	RBI	AVG	SLG	OBP
2023-24	288	53	77	22	0	8	53	.267	.427	.334
2025-26	366	76	125	24	1	25	86	.342	.617	.404

BERNARDINI	AB	R	H	2B	3B	HR	RBI	AVG	SLG	OBP
2023-24	13	5	2	0	0	0	0	.154	.154	.389
2025-26	294	35	79	17	1	7	58	.269	.405	.316

KI. SELLS	AB	R	H	2B	3B	HR	RBI	AVG	SLG	OBP
2023-24	10	17	0	0	0	0	1	.000	.000	.353
2025-26	297	83	99	20	0	25	68	.333	.653	.470

DEFENSIVE DETAILS

- » This year, State boasts a .985 fielding percentage, which ranks second in the nation. The school record is .977 set in 2009 with just 34 total errors. That's the fewest errors in a season except for the shortened 2020 season when State made just 24. MSU has only 23 this season.
- » Last year, MSU's .971 team fielding percentage was its highest since 2014 (.976) and third-highest in program history.
- » **Morgan Stiles** led all SEC shortstops in conference play with a .982 fielding percentage and just one error.
- » **Nadia Barbary** is second in MSU career history among third basemen with at least 250 chances at the position with a .945 career fielding percentage and just 24 errors at the hot corner.
- » She was tabbed the No. 9 player in the nation at her position by both D1Softball and Softball America in their preseason rankings.
- » Barbary and Stiles were jointly named Softball America's Defender of the Week (Feb. 24).

MSU THIRD BASEMAN CAREER FLD% (MIN. 250 CHANCES)

NAME	YEARS	PO	A	E	DP	PCT.
1. Jessie Bailey	2007-10	207	423	25	25	.962
2. Nadia Barbary	2023-pr.	136	280	24	15	.945
3. Caroline Seitz	2014-17	229	461	41	24	.944
4. Tanelda McDonald	2002-05	131	328	30	10	.939
5. Montana Davidson	2017-22	121	179	28	11	.915

THE #RICKETTSEFFECT

- » Since Ricketts arrived in 2015, the Bulldogs have broken the school record for home runs five times. Each of the top seven marks in school history and all four 70-homer years have come under her watch.
- » MSU has homered in 35 of 56 games this season.
- » A school-record 13 different players have homered this season, and MSU has had at least 10 home run hitters in each of the last four seasons.
- » Under Ricketts, State has homered in 56.5 percent of its games (374 of 662) and gone 277-97 in such contests.

TAKING DOWN TOP TEAMS

- » **Samantha Ricketts** holds the MSU record for career ranked wins by a head coach, and 35 of her 55 ranked wins (63.6 percent) have come since the start of the 2024 season.
- » The Bulldogs have defeated the nation's No. 1 team in back-to-back years, downing then-No. 1 Tennessee on March 14 this season and then-No. 1 Texas on March 28, 2025. Last year's win was the program's first win over a No. 1 since 2015 and only their third in program history.
- » State has 19 top-five wins in school history, and Ricketts has led the Bulldogs to seven of those victories.

NEVER OUT OF IT

- » Since **Samantha Ricketts** took charge of the program, no lead has been safe for State's opponents.
- » In the program's modern era (since 1997), there have been just 11 comeback victories after trailing by five or more runs, and Ricketts has led six of those.

SEC COACHES' 5+ RUN COMEBACK WINS AT CURRENT SCHOOL

1.	Patty Gasso	Oklahoma	8
2.	Samantha Ricketts	Mississippi State	6
	Larissa Anderson	Missouri	6
	Trisha Ford	Texas A&M	6
5.	Patrick Murphy	Alabama	5
	Rachel Lawson	Kentucky	5
	Jamie Trachsel	Ole Miss	5

SPREADING THE NUSZ

- » Since the start of 2024, the Bulldogs are 60-21 at home while outscoring opponents, 517-225, in those games.
- » In its 2026 SEC home opener, MSU set a regular-season attendance record with 2,134 fans in attendance for a victory over then-No. 1 Tennessee.
- » State broke that record with the largest collegiate softball crowd ever in the state of Mississippi on April 25, 2026, with 2,606 fans in attendance for the win over No. 20 LSU.
- » MSU also set a record for three-game series attendance this year with 4,818 against the Lady Vols.

BULLDOG BICENTENNIAL

- » **Samantha Ricketts** became the fastest Bulldog softball head coach to win 200 career games at State in the win over Northwestern State on Feb. 6, needing just 319 games.
- » She is just the 14th Mississippi State head coach in any team sport to win 200 career games in Maroon and White and the seventh-fastest.
- » Ricketts already was the fastest in MSU softball history to 100 wins, needing just 155 contests.

MSU COACHES' GAMES NEEDED TO WIN 200 (ALL SPORTS)

NAME	200TH WIN	YEARS	CAREER	
1. Vic Schaefer (WBK)	256	2012-20	221-62	
2. Matt Roberts (MT)	281	2015-pr.	220-85	
3. Ron Polk (BB)	288	1976-97, 02-08	1139-590-2	
4. Andy Jackson (MT)	290	1988-00	220-106	
5. Chris Lemonis (BB)	311	2019-25	268-158	
	Rick Stansbury (MBK)	311	1998-11	293-166
7. Samantha Ricketts (SB)	319	2020-pr.	239-137	
8. C.R. "Dudy" Noble (BB)	331	1920-43, 46-47	263-200-9	
9. Paul E. Gregory (BB)	333	1957-74	328-200-2	
10. Vann Stuedeman (SB)	335	2012-19	276-189	
11. Kathy Arendsen (SB)	339	1997-02	219-161	
12. John Cohen (BB)	346	2009-16	284-203-1	
13. Jay Miller (SB)	351	2003-11	295-253	
14. Sharon Fanning-Otis (WBK)	558	1995-11	281-232	

AWARDS AND HONORS

AUSL COLLEGE DRAFT

Peja Goold - Oklahoma City Spark (Round 2, Pick 4)

SOFTBALL AMERICA ALL-AMERICAN

Peja Goold - Second Team - P

NFCA ALL-SOUTH REGION

Peja Goold - First Team - P
Alyssa Faircloth - Second Team - P
Kierra Sells - Second Team - OF
Nadia Barbary - Third Team - 3B
Morgan Stiles - Third Team - 3B

COACHES' SEC NEWCOMER OF THE YEAR

Alyssa Faircloth

USA TODAY SPORTS SEC NEWCOMER OF THE YEAR

Peja Goold

COACHES' ALL-SEC

Nadia Barbary - Second Team
Alyssa Faircloth - Second Team

SEC PITCHER OF THE WEEK

Peja Goold - March 31

SEC FRESHMAN OF THE WEEK

Kinley Keller - Feb. 16

NFCA NATIONAL PITCHER OF THE WEEK

Peja Goold - March 31

D1SOFTBALL NATIONAL PITCHER OF THE WEEK

Peja Goold - March 31

SOFTBALL AMERICA STARS OF THE WEEK

Nadia Barbary & Morgan Stiles

(Defender) - Feb. 24

D1SOFTBALL POSITION RANKINGS

Nadia Barbary - Third Base (No. 9 - Pre)

SOFTBALL AMERICA POSITION RANKINGS

Nadia Barbary - Third Base (No. 9 - Pre)

Alyssa Faircloth - Pitcher (No. 7 - April; No. 17 - May)

Peja Goold - Pitcher (No. 8 - March; No. 6 - April; No. 11 - May)

Kiarra Sells - Outfield (No. 11 - March; No. 24 - April)

Morgan Stiles - Shortstop (No. 10 - March)

D1SOFTBALL PRESEASON D100

Peja Goold (No. 98)

SOFTBALL AMERICA PRESEASON TOP 100

Peja Goold (No. 91)

D1SOFTBALL D100 FRESHMEN TO WATCH

Kinley Keller

SOFTBALL AMERICA FRESHMAN WATCH LIST

Kinley Keller

Brinkley Moreton

Gabby Schaeffer

TEAM USA MEN'S NATIONAL TEAM

Zac Shaw (assistant coach)

TEAM USA WOMEN'S NATIONAL TEAM

Sierra Sacco (student coach)

#STATETOTHELEAGUE

- » 29 Mississippi State student-athletes have gone on to play professionally. Of those, 16 have been selected in a professional draft.
- » Samantha Ricketts has coached 17 pros and 10 draftees while at MSU.
- » Four former Bulldogs will be active in the professional ranks in the summer of 2026:
 - Mia Davidson - Portland Cascade
 - Peja Goold - Oklahoma City Spark**
 - Sierra Sacco - Portland Cascade
 - Chloe Malau'ulu - Olmecas de Tabasco (Liga Mexicana de Softbol)

NCAA ACTIVE CAREER LEADERS (TOP 50)

NADIA BARBARY	VALUE	RANK
At-Bats	654	33
Doubles	46	28

ALYSSA FAIRCLOTH	VALUE	RANK
Strikeouts	458	35

PEJA GOOLD	VALUE	RANK
Appearances	130	25
Earned Run Avg.	2.24	25
Games Started (Pitching)	83	31
Innings Pitched	572.3	21
Saves	8	41
Shutouts	18	10
Strikeouts	643	13
Strikeouts / 7 Inn.	7.86	14
Wins	61	19

KIARRA SELLS	VALUE	RANK
Hit-By-Pitches	28	45

DAWG TALK - PROGRAM STORYLINES

STARKVILLE SAMOANS



- » With head coach **Samantha Ricketts** set to serve as the head coach of the American Samoa Women's National Team, additional light has been shed on State's lineage of players with Samoan heritage.
- » Ricketts herself traces her heritage to the island through her mother Carol, from the village of Leone.
- » The Bulldogs have seen at least one Samoan on the roster in every season of the past decade, and have boasted multiple players with Samoan heritage every year since 2019 with as many as four such players at the same time in 2023.
- » MSU's first Samoan player was **Sarai Niu** (2016-19), who was joined by **Chloe Malau'ulu** (2019-23) and **Fa Leilua** (2019-21) in her senior year. **Matalasi Faapito** (2022-24), **Leilani Pulemua** (2022-24), **Kiarra Sells** (2023-pr.) and **Kalani Sells** (2025-pr.) have all followed.
- » The American Samoa Women's National Team athlete pool was announced on April 7 and featured six former, current or future Bulldogs. Malau'ulu, Leilua, Faapito and the Sells sisters were joined by signee **Taylor Faga** in the pool.
- » The Bulldogs began holding Samoan Heritage Day at the ballpark as early as 2019, and this year it will be celebrated on **April 26** against LSU.

NATIONAL TEAM NOTES



- » MSU has been well-represented on national teams recently.
- » Student coach and former MSU All-American **Sierra Sacco** (2024-25), played with the U.S. Women's National Team at the 2026 Team USA Down Under series in Brisbane, Australia, hitting two homers in four games.
- » **Peja Goold** pitched for Colombia at the 2025 Pan American Championships, throwing 37.0 innings and striking out 41 batters.
- » Assistant coach **Zac Shaw** captained the U.S. Men's National Team at the 2024 WBSC Men's World Cup Group Stage and 2025 WBSC World Cup Final Stage.
- » He has won two World Cup bronze medals with the Americans in 2023 (New Zealand) and 2025 (Canada).
- » Head coach **Samantha Ricketts** will serve as the head coach of the American Samoa Women's National Team in the lead up to the 2028 Olympic Games. State alum **Chloe Malau'ulu** (2019-23) won gold with American Samoa at the 2025 Pacific Mini Games, and **Kalani Sells** (2025-pr.), **Kiarra Sells** (2023-pr.), **Matalasi Faapito** (2022-24) and **Fa Leilua** (2019-21) would all be eligible for the team.
- » Former Bulldog **Mia Davidson** (2018-22) won a silver medal at the 2024 WBSC Women's World Cup Final. Davidson also played with the U.S. Women's National Team at the 2022 Pan American Championships (Guatemala), 2023 WBSC World Cup Group Stage (Ireland) and 2023 Pan American Games (Chile).
- » MSU alum **Iyhia McMichael** (2001-04) is currently serving as an assistant coach on the U.S. U-15 Girls' National Team where she guided the team to the 2023 Utsugi Cup championship and a gold medal at the 2023 WBSC Americas Qualifier. In her playing days, McMichael won the 2003 Canada Cup with Team USA.

PORTAL PICKUPS

- » Mississippi State's transfer class was ranked No. 3 in the nation by 6-4-3 Charts, which based its rankings on the total number of Wins Above Replacement (WAR) each school added. State's 17.43 WAR added was tied for the most in the SEC with Tennessee.
- » State made a big splash at both the pitcher and catcher positions.
- » Bulldog catchers finished with a combined 6.07 Defensive Runs Saved (DRS) in 2025. **Anna Carder** and **Des Rivera** combined for 10.42 DRS last season. That stands as the largest defensive upgrade (+4.35 DRS) at any position on the team this year, and it's the second-largest improvement by a catching unit in the SEC (Kentucky, +6.32).
- » MSU's bullpen saw its combined Wins Above Replacement total climb from 5.68 to 11.17 (+5.49) with the additions of **Peja Goold**, **Alyssa Faircloth** and **Leila Ammon**. That's the second-largest WAR improvement of any position group on any team in the SEC and the best by any SEC bullpen.
- » Five of the six transfers earned all-conference honors last spring.

PLANTING THE FLAG



- » The Bulldogs wear the flags of their home states on the back of their batting helmets, a tribute started in 2025.
- » **Samantha Ricketts** has expanded the Bulldogs' recruiting reach in recent years. She is responsible for recruiting the first softball student-athletes in MSU history from the states of Arkansas, Kentucky, Maryland, New Jersey, New York and West Virginia.
- » **Brinkley Moreton** (Arkansas), **Taylor Troutman** (Kentucky), **Gabby Schaeffer** (New York) and **Gretta Grassel** (Wisconsin) are all just the second players in school history from their states.

PLANNED PROMOS



- » State's Salute to Service game on **March 13** means a little bit more to **Nadia Barbary**, whose parents both served in the Air Force. She was born on Lackland Air Force Base. **Leila Ammon**'s father is in the Marine Corps.
- » Barbary's mother and Ammon's father will throw out first pitches.
- » Mississippi State will hold its fifth annual First Responder Home Run Derby on **March 15** following the Bulldogs' series finale with Tennessee. The firefighters have won all four prior years against the Starkville and MSU police departments, but this year's derby will pit two separate shifts of Starkville Fire Department against each other.
- » A number of players have first responders in their families including **Morgan Stiles** and **Delainey Everett**.
- » Everett's father passed away suddenly and unexpectedly two weeks before the start of the 2025 season. His badge number is embroidered on Everett's pitching towel.
- » The Bulldogs' Think Pink game is set for **April 10** against Arkansas.
- » State's annual Bark in the Park game is scheduled for **April 12** against Arkansas. Traditionally, each player's headshot on the video-board is replaced with their own submitted photos of their pets.
- » The final home weekend against LSU on **April 24-26** is packed with promos honoring State's senior class. On-field graduation ceremonies are scheduled for Friday night with Senior Day on Saturday. Samoan Heritage Day wraps up the home slate at Nusz Park, recognizing senior **Kiarra Sells** and her sister, sophomore **Kalani Sells**.

ALL FOR ALEX



- » **Alex Wilcox** was a member of the Bulldogs' 2018 team who inspired the nation with her courageous fight against ovarian cancer. That fight ultimately took her life that summer at the age of 18.
- » MSU immortalized Wilcox by retiring her No. 8 jersey on Sept. 15, 2018, making Wilcox the first female student-athlete in MSU history to have her jersey retired.
- » State's annual February Freezer tournament was rebranded in 2019 as **The Snowman: Alex Wilcox Memorial**.
- » The All For Alex campaign was started in 2021 as a joint effort of LSU head coach **Beth Torina** and MSU head coach **Samantha Ricketts**.
- » All 15 SEC schools unite to wear teal or teal accents for one day each year to recognize her impact on the softball community and raise awareness of the disease. All For Alex Weekend is **April 11, 2026**.

ALL ABOUT ATHLETE ENGINEERING



- » In the summer of 2024, former Bulldog pitcher **Hosanna Lindblade** and student manager **Rachel Barber** interned with the athlete engineering institute on Mississippi State's campus and developed a hitting platform that integrates force plates to capture data in real-time while a batter is working on their swing in the cages.
- » Designed, developed and constructed by Lindblade, Barber and their supervisors across campus, the product was delivered in January 2025 and is being used in the Bulldogs' practices and workouts.
- » Engineered to the exact measurements of the batter's box and home plate, the platform was made out of honeycomb core filler used in rockets covered by aircraft skin, making it incredibly durable yet light enough that one person can move the three pieces by themselves.
- » MSU's athlete engineering institute is a first-of-its-kind collaboration between campus researchers and athletic department staff and coaches. The multidisciplinary department brings together engineers, kinesiology researchers, strength and conditioning coaches, athletic trainers and nutritionists to create groundbreaking research methods and wearable technology.
- » Lindblade stepped away from softball following her sophomore year to pursue her career goals and serve more actively in her church community, while Barber graduated in May 2025.
- » More on the project from HailState.com » [MSU Athlete, Manager Design And Develop Innovative Force Plate Platform](#)

RECRUITING ON THE RISE


- » **Samantha Ricketts** has signed four top-20 recruiting classes since the fall of 2021, and three top-10 classes (No. 4 in 2017, No. 7 in 2019, No. 10 in 2023) at MSU dating back to her time as a primary recruiter while she was still an assistant for State.
- » Additionally, under Ricketts, State has signed the first Bulldog in program history from six new states.

DAWG DIAGNOSES

- » **Kiarra Sells** now plays with hearing aids after beginning her collegiate career without them. She hopes to be an advocate for athletes with hearing loss and break the stigma around hearing aids in sports.


AROUND THE BALLPARK - FREQUENTLY ASKED QUESTIONS

BROCCOLI GUY JIM



- » Broccoli became an unlikely theme of the Eugene Regional thanks to Jim Allen (@broccoliguym). The Seattle-area resident attended every pitch of the Eugene Regional while dancing with two stalks of broccoli in center field and was quickly noticed by both the Bulldogs and the ESPN cameras.
- » Allen began attending games with broccoli six years ago, but he started at first with a pair of potatoes at the 2020 Famous Idaho Potato Bowl.
- » Allen and the broccoli's postseason success is not new. A graduate of Western Washington University, he celebrated his alma mater's softball team during their run to the 2024 NCAA Division II Championship, and he's been a fixture at T-Mobile Park supporting his local Seattle Mariners where he once used the same stalks of lucky broccoli for 12 consecutive games during a playoff push.
- » For the regional final, ESPN provided both dugouts with two stalks of broccoli, but **Peja Gould** asked her father to run to the store and buy more. The Bulldogs played that game with approximately 30 pounds of broccoli in the dugout.
- » The story bears some similarity to Mississippi State's 2018 baseball team, which proudly sported a Rally Banana all the way to Omaha.
- » More on Jim Allen's presence at the Eugene Regional from Lookout Eugene-Springfield: [Mississippi State wins softball regional with help from a broccoli-loving fan.](#)

PINK PONY



- » Fans and media will notice a stuffed unicorn hobby horse in the Bulldog dugout this season.
- » The unicorn originates from State's class talent show in the fall and was a prop used by the junior class. Afterwards, he ended up in **Ally Supan's** locker, and she has become the keeper of "Pink Pony."
- » Supan insists that he be correctly identified as a unicorn.
- » Pink Pony's nickname is just Pony.
- » Whenever a Bulldog scores, they ride Pink Pony down the dugout. The lone exception is **Morgan Stiles**, who just carries Pony in one hand while high-fiving her teammates.
- » Additionally, **Anna Carder**, who rode Pony in the talent show originally, uses Pink Pony Club as one of her walk-up songs.
- » "Pony" was retired after he was accidentally left in the hotel in Eugene prior to MSU's Saturday win over No. 12 Oregon. He did not return for the Sunday regional final against Saint Mary's (CA).

FINNEGAN AMMON



- » **Leita Ammon's** parents, Michelle and Charles, have brought the family dog, Finnegan, to every game - home and away - this season.
- » The Ammons have had the seven-year-old Frenchton (75 percent French bulldog, 25 percent Boston terrier) since 2019.
- » He has been caught on camera during TV broadcasts multiple times this season, and was picked up by the @NCAASoftball social accounts on March 6 during State's game at South Alabama.

THE FEDORA



- » **Nadia Barbary's** parents have become fixtures in Nusz Park. They always sit on the first row behind home plate at the left end of the row from the broadcast camera's perspective.
- » Her father, Irving, has a trademark maroon fedora that he wears to each game, and he can often be heard prior to the first pitch of each Bulldog at-bat yelling his trademark "Come on Nadia!" along with the nicknames of each teammate for their turns at the plate.
- » Both of her parents served in the Air Force. Irving threw out the first pitch for MSU's 2025 military appreciation game, and her mother, Shannon, will do so in 2026.

THE FIREFIGHTERS



- » On-duty firefighters from the Starkville Fire Department often attend MSU softball games, parking in right-center field and watching from the top of their ladder truck.
- » The firefighters began regularly attending games in 2024.
- » Starkville Fire has won the annual First Responder Home Run Derby every season that it has been held, going 4-0 against the Starkville Police Department and MSU campus police officers.
- » In appreciation of their continued support, members of the State softball team will visit Fire Station 1 on Wednesday, March 11, and participate in activities around the station to get a look inside the firefighters' daily routines.

MSU RECORD WHEN

	OVERALL	SEC
BY GAME		
Day games (Before 5 p.m.)	30-13	4-10
Night games (After 5 p.m.)	11-5	5-5
In Extra Innings	2-1	0-1
vs. Ranked opponents	10-15	8-13
vs. Top-10 opponents	3-7	3-6
BY OPPOSING PITCHER		
vs. Left-handed Starter	4-4	2-3
vs. Right-handed Starter	37-14	7-12
BY MSU PITCHER		
Starter receives decision	34-14	8-11
Reliever receives decision	7-4	1-4
Starter goes 5.0+ inn.	31-8	9-6
Starter goes less than 5.0 inn.	10-10	0-9
BY SCORING / MARGIN		
Scoring first	32-2	6-2
Trailing first	9-16	3-13
In one-run games	8-4	5-3
In two-run games	5-5	2-5
Scoring 0-2 runs	5-12	4-9
Scoring 3-5 runs	17-5	4-5
Scoring 6-9 runs	16-1	1-1
Scoring 10+ runs	3-0	0-0
Allowing 0-2 runs	34-3	6-2
Allowing 3-5 runs	7-10	3-8
Allowing 6-9 runs	0-3	0-3
Allowing 10+ runs	0-2	0-2
BY THE STATS		
Collecting 0-3 hits	1-7	1-5
Collecting 4-6 hits	11-9	5-8
Collecting 7-9 hits	20-1	2-1
Collecting 10+ hits	9-1	1-1
Out-hit opponent	37-3	8-2
Out-hit by opponent	0-12	0-10
Hits are equal	4-3	1-3
Without hitting a home run	10-11	2-8
Hitting a home run	31-7	7-7
Opponent doesn't hit a home run	28-6	5-4
Opponent hits a home run	13-12	4-11
Errorless	29-10	5-8
Committing one error	12-6	4-5
Committing 2+ errors	0-2	0-2
Opponent is errorless	17-13	4-11
BY SCHEDULE		
February	17-2	0-0
March	15-5	4-5
April	5-8	5-8
May	4-3	0-2
Sunday	5-6	1-6
Monday	1-0	1-0
Tuesday	4-0	0-0
Wednesday	5-1	0-0
Thursday	2-0	1-0
Friday	11-5	2-4
Saturday	13-6	4-5
Game 1 of Season Series	23-7	3-5
Game 2 of Season Series	16-3	5-3
Game 3 of Season Series	2-7	1-7
Game 4 of Season Series	0-1	--

BY CONFERENCE

SEC	10-16
Arkansas	1-3
Florida	1-2
Georgia	1-2
Kentucky	1-0
LSU	2-1
Ole Miss	1-2
South Carolina	2-1
Tennessee	1-2
Texas A&M	0-3
ACC	2-1
Clemson	1-1
Georgia Tech	1-0
AMERICAN	6-0
Memphis	1-0
North Texas	2-0
UAB	2-0
Wichita State	1-0
BIG 12	1-0
Baylor	1-0
BIG TEN	3-0
Oregon	1-0
Rutgers	2-0
MEAC	1-0
Delaware State	1-0
MISSOURI VALLEY	2-1
Belmont	1-1
Murray State	1-0
MOUNTAIN WEST	3-0
New Mexico	3-0
OHIO VALLEY	3-0
Southeast Missouri	2-0
UT Martin	1-0
SOUTHERN	3-0
Samford	2-0
Wofford	1-0
SOUTHLAND	1-0
Northwestern State	1-0
SUN BELT	4-0
Georgia Southern	1-0
South Alabama	2-0
Southern Miss	1-0
WEST COAST	2-0
Saint Mary's (CA)	2-0

LEADING AFTER

INNING	1	2	3	4	5	6
W-L	18-1	25-1	31-1	29-1	26-0	27-0

TRAILING AFTER

INNING	1	2	3	4	5	6
W-L	2-6	3-9	1-10	3-9	2-10	1-15

TIED AFTER

INNING	1	2	3	4	5	6
W-L	21-11	13-8	9-7	9-8	6-7	3-2

COME FROM BEHIND WINS

DATE	OPPONENT	DEFICIT	FINAL
Feb. 6	vs. Wichita State	0-1 (Top 5)	W, 5-2 (8)
Feb. 14	North Texas	0-1 (Bot 3)	W, 3-1
Feb. 18	Memphis	0-1 (Bot 3)	W, 8-4
Feb. 20	Samford	0-1 (Bot 1)	W, 6-2
Mar. 8	at South Alabama	0-2 (Top 3)	W, 4-2
Mar. 21	at Georgia	1-2 (Top 6)	W, 3-2
Apr. 24	LSU	0-1 (Top 3)	W, 5-3
Apr. 25	LSU	0-1 (Top 1)	W, 5-2
May 5	at Kentucky	1-3 (Bot 7)	W, 4-3
May 15	vs. Saint Mary's (CA)	0-2 (Top 1)	W, 3-2 (8)

LAST AT-BAT WINS

DATE	OPPONENT	DEFICIT	FINAL
Mar. 14	No. 1 Tennessee	0-0 (Bot 7)	W, 1-0
May 5	at Kentucky	1-3 (Bot 7)	W, 4-3
May 15	vs. Saint Mary's (CA)	2-2 (Bot 8)	W, 3-2 (8)

WALK-OFF WINS

DATE	OPPONENT	SCORE	FINAL
Feb. 13	Rutgers	7-0 (Bot 6)	W, 8-0 (6)
Mar. 14	No. 1 Tennessee	0-0 (Bot 7)	W, 1-0
May 5	at Kentucky	3-3 (Bot 7)	W, 4-3
May 15	vs. Saint Mary's (CA)	2-2 (Bot 8)	W, 3-2 (8)

SCORE BY INNINGS

INNING	1	2	3	4	5	6	7	EXT	TOT
MSU	61	30	49	38	34	42	14	6	274
OPP	19	21	11	19	27	17	14	4	132

MISC. HITTING STATS

MULTI-HIT GAMES					
PLAYER	2	3	4	5+	TOTAL
Nadia Barbary	12	1	1	--	14
Kiarra Sells	11	3	--	--	14
Morgan Stiles	11	2	1	--	14
Des Rivera	8	--	--	--	8
Morgan Bernardini	6	--	--	--	6
Kinley Keller	4	2	--	--	6
Xiane Romero	5	--	--	--	5
Abby Grace Richardson	3	--	--	--	3
Taylor Troutman	3	--	--	--	3
Anna Carder	2	--	--	--	2
Paige Ernestes	2	--	--	--	2
Gabby Schaeffer	2	--	--	--	2
Tatum Silva	1	1	--	--	2
TOTAL	70	9	2	--	81

MULTI-RBI GAMES					
PLAYER	2	3	4	5+	TOTAL
Nadia Barbary	6	--	3	--	9
Kiarra Sells	4	5	--	--	9
Morgan Stiles	6	1	--	--	7
Morgan Bernardini	4	1	1	--	6
Abby Grace Richardson	3	2	--	--	5
Paige Ernestes	1	2	--	1	4
Des Rivera	2	2	--	--	4
Taylor Troutman	1	2	--	--	3
Kinley Keller	2	--	--	--	2
Xiane Romero	2	--	--	1	3
Tatum Silva	1	1	--	--	2
Anna Carder	1	--	--	--	1
Gretta Grassel	1	--	--	--	1
Gabby Schaeffer	1	--	--	--	1
Kalani Sells	--	1	--	--	1
Abigail Stevens	1	--	--	--	1
Carson Smith	1	--	--	--	1
TOTAL	37	17	4	2	60

HITTING STREAKS*			
PLAYER	CURRENT	2026	CAREER
Morgan Stiles	3	12*	12*
Kinley Keller	2	5	5
Xiane Romero	2	4	4
Kiarra Sells	1	12	12
Nadia Barbary	1	9*	9*
Des Rivera [§]	1	7	8 [§]
Abigail Stevens	1	4	4
Tatum Silva [§]	1	3	11 [§]
Gretta Grassel	1	2	2
Carson Smith	1	1	1
Morgan Bernardini	--	8	8
Anna Carder [§]	--	4	12 [§]
Taylor Troutman	--	4	4
Paige Ernestes	--	3	3
Gabby Schaeffer	--	3	3
Abby Grace Richardson	--	2	2
Kalani Sells	--	1	1

ON-BASE STREAKS*			
PLAYER	CURRENT	2026	CAREER
Kinley Keller	6	6	6
Morgan Stiles	3	15*	15*
Kiarra Sells	2	18	18
Xiane Romero	2	5	5
Nadia Barbary	1	11	12
Des Rivera [§]	1	8	16* [§]
Abigail Stevens	1	4	4
Tatum Silva [§]	1	3	12* [§]
Carson Smith	1	1	1
Morgan Bernardini	--	10	17
Anna Carder [§]	--	7	16 [§]
Abby Grace Richardson	--	6	6
Gabby Schaeffer	--	6	6
Taylor Troutman	--	6	6
Paige Ernestes	--	5	5
Gretta Grassel	--	2	2
Kalani Sells	--	2	2
Ally Supan	--	1	1

[§] includes transfer stats | * streak carried over from prior season

HOME RUN LOG

NO.	PLAYER	OPPONENT	DATE	RUNS	INNING	OUTS	COUNT	SCORE	FINAL	ANGLE	VELD.	DIST.
1	N. Barbary	at Baylor	Feb. 5	2	1	0	1-1	0-0	W, 10-0 (5)	32	72	237
2	A. Richardson	at Baylor	Feb. 5	1	2	0	2-1	2-0	W, 10-0 (5)	39	72	225
3	M. Stiles	at Baylor	Feb. 5	3	3	2	1-2	5-0	W, 10-0 (5)	35	69	222
4	Ki. Sells	at Baylor	Feb. 5	2	3	2	2-1	8-0	W, 10-0 (5)	--	--	--
5	T. Troutman	vs. Northwestern State	Feb. 6	1	2	0	0-1	3-0	W, 9-3	38	69	220
6	X. Romero	vs. Northwestern State	Feb. 6	1	2	0	0-0	4-0	W, 9-3	32	70	229
7	T. Troutman	vs. Northwestern State	Feb. 6	2	3	1	2-2	6-0	W, 9-3	--	--	--
8	N. Barbary	vs. Wichita State	Feb. 6	3	8	1	1-0	2-1	W, 5-2 (8)	40	73	233
9	M. Stiles	vs. New Mexico	Feb. 7	1	1	0	1-1	0-0	W, 8-1	--	--	--
10	D. Rivera	SOUTHERN MISS	Feb. 10	1	5	0	0-0	1-0	W, 5-0	30	72	227
11	Ki. Sells	RUTGERS	Feb. 13	2	4	2	1-1	3-0	W, 8-0 (6)	35	77	247
12	A. Richardson	RUTGERS	Feb. 14	2	6	1	0-0	2-2	W, 7-2	37	70	223
13	Ka. Sells	RUTGERS	Feb. 14	3	6	2	1-0	4-2	W, 7-2	38	72	234
14	Ki. Sells	NORTH TEXAS	Feb. 14	1	3	0	2-0	0-1	W, 3-1	42	76	242
15	Ki. Sells	MEMPHIS	Feb. 18	3	3	1	3-2	0-1	W, 8-4	23	76	232
16	M. Bernardini	MEMPHIS	Feb. 18	4	3	1	3-1	3-1	W, 8-4	42	72	227
17	D. Rivera	DELAWARE STATE	Feb. 20	2	1	1	3-0	3-0	W, 19-1 (5)	29	73	232
18	G. Schaeffer	DELAWARE STATE	Feb. 20	2	1	2	3-2	5-0	W, 19-1 (5)	32	72	235
19	A. Stevens	DELAWARE STATE	Feb. 20	1	4	0	0-0	13-0	W, 19-1 (5)	31	73	244
20	A. Richardson	DELAWARE STATE	Feb. 20	4	2	3-2	17-0	W, 19-1 (5)	30	74	247	
21	D. Rivera	at Georgia Tech	Feb. 25	1	2	0	1-0	0-0	W, 8-3	34	67	206
22	N. Barbary	at Georgia Tech	Feb. 25	1	3	0	2-1	1-1	W, 8-3	34	74	236
23	Ki. Sells	at Georgia Tech	Feb. 25	1	7	2	0-1	4-2	W, 8-3	31	77	255
24	M. Bernardini	at Georgia Tech	Feb. 25	3	7	2	0-0	5-2	W, 8-3	36	71	231
25	A. Richardson	vs. Wofford	Feb. 27	1	4	1	2-2	2-0	W, 9-1 (6)	Inside the Park	--	--
26	Ki. Sells	vs. Georgia Southern	Feb. 28	3	3	1	1-1	0-0	W, 8-0 (5)	--	--	--
27	A. Richardson	vs. Georgia Southern	Feb. 28	2	4	0	2-2	3-0	W, 8-0 (5)	--	--	--
28	Ki. Sells	at Clemson	Mar. 1	1	3	1	1-1	1-0	W, 9-1 (6)	39	79	228
29	K. Keller	at Clemson	Mar. 1	2	6	1	0-0	7-1	W, 9-1 (6)	30	71	207
30	N. Barbary	at UAB	Mar. 4	1	1	1	2-2	0-0	W, 6-1	--	--	--
31	N. Barbary	at UAB	Mar. 4	3	5	2	3-2	1-1	W, 6-1	--	--	--
32	Ki. Sells	vs. New Mexico	Mar. 7	2	5	2	2-1	2-0	W, 4-0	--	--	--
33	N. Barbary	vs. Samford	Mar. 7	4	4	1	2-1	4-0	W, 9-1	--	--	--
34	G. Schaeffer	vs. Samford	Mar. 7	1	5	2	1-1	8-0	W, 9-1	--	--	--
35	N. Barbary	at South Alabama	Mar. 8	1	3	1	1-2	0-2	W, 4-2	--	--	--
36	Ki. Sells	at South Alabama	Mar. 8	1	3	1	3-2	1-2	W, 4-2	--	--	--
37	Ki. Sells	at South Alabama	Mar. 8	2	5	0	2-1	2-2	W, 4-2	--	--	--
38	N. Barbary	SOUTHEAST MISSOURI (G1)	Mar. 10	1	4	0	2-1	8-0	W, 9-0 (5)	23	79	228
39	G. Schaeffer	SOUTHEAST MISSOURI (G2)	Mar. 10	1	2	1	1-2	0-0	W, 4-0	36	72	239
40	T. Troutman	TENNESSEE	Mar. 13	1	9	0	1-0	0-3	L, 1-3 (9)	47	74	222
41	T. Troutman	TENNESSEE	Mar. 14	1	7	0	3-2	0-0	W, 1-0	37	74	224
42	G. Schaeffer	TENNESSEE	Mar. 15	1	3	1	1-0	0-1	L, 1-4	24	73	225
43	Ki. Sells	at Georgia	Mar. 21	1	6	0	3-2	1-2	W, 3-2	43	71	207
44	K. Keller	at Georgia	Mar. 21	1	6	0	3-2	2-2	W, 3-2	28	73	217
45	Ki. Sells	UT MARTIN	Mar. 25	2	2	2	1-0	1-0	W, 7-0	29	72	208
46	P. Ernestes	SOUTH CAROLINA	Mar. 30	1	2	0	1-2	0-0	W, 4-3	28	72	228
47	M. Bernardini	at Florida	Apr. 4	1	4	0	1-1	1-0	W, 9-5	--	--	--
48	N. Barbary	at Florida	Apr. 4	2	5	2	1-2	4-0	W, 9-5	--	--	--
49	N. Barbary	at Florida	Apr. 5	1	2	2	3-2	0-1	L, 4-5	--	--	--
50	X. Romero	at Florida	Apr. 5	1	3	1	3-2	1-4	L, 4-5	--	--	--
51	Ki. Sells	at Florida	Apr. 5	1	3	1	1-2	2-4	L, 4-5	--	--	--
52	N. Barbary	ARKANSAS	Apr. 12	1	1	2	0-0	0-3	L, 3-10	31	75	243
53	X. Romero	at Texas A&M	Apr. 19	4	1	2	1-0	2-0	L, 9-10	32	71	225
54	P. Ernestes	LSU	Apr. 24	3	3	2	1-0	0-1	W, 5-3	26	74	249
55	P. Ernestes	LSU	Apr. 25	3	1	1	1-0	0-1	W, 5-2	35	72	223
56	X. Romero	LSU	Apr. 25	2	1	1	3-2	3-1	W, 5-2	26	72	222
57	N. Barbary	LSU	Apr. 26	2	1	0	0-0	0-2	L, 3-5	23	73	235
58	Ki. Sells	at Ole Miss	Apr. 30	1	2	0	2-2	0-0	W, 1-0	--	--	--
59	X. Romero	at Ole Miss	May 1	1	7	0	3-2	1-2	L, 2-3	--	--	--
60	N. Barbary	vs. Saint Mary's (CA)	May 15	1	4	2	2-1	0-2	W, 3-2 (8)	42	74	218
61	G. Grassel	at Oregon	May 16	2	1	0	2-0	0-0	W, 4-0	--	--	216
62	N. Barbary	vs. Saint Mary's (CA)	May 17	2	1	1	0-0	0-0	W, 5-0	35	70	210
63	T. Silva	vs. Saint Mary's (CA)	May 17	3	6	0	3-2	2-0	W, 5-0	36	69	206

*Launch angle, exit velocity and estimated distance available only for games in Nusz Park and select stadiums.

HOME RUN BREAKDOWN

TOTAL	63	SEASON	SOLO	2R	3R	GS	TOTAL	CAREER	SOLO	2R	3R	GS	TOTAL
Home	23	Nadia Barbary	7	4	2	1	14	Nadia Barbary	15	10	5	3	33
Road	26	Kiarra Sells	7	5	2	--	14	Kiarra Sells	12	8	4	1	25
Neutral	14	Abby Grace Richardson	2	3	--	--	5	Anna Carder*	3	8	1	--	14
vs. LHP	5	Xiane Romero	3	1	--	1	5	Morgan Stiles	5	2	2	--	9
vs. RHP	58	Gabby Schaeffer	3	1	--	--	4	Morgan Bernardini	3	--	3	1	7
With 0 Outs	23	Taylor Troutman	3	1	--	--	4	Des Rivera*	3	2	1	--	6
With 1 Out	21	Morgan Bernardini	1	--	1	1	3	Paige Ernestes	2	--	3	--	5
With 2 Outs	19	Paige Ernestes	1	--	2	--	3	Abby Grace Richardson	2	3	--	--	5
Soto	32	Des Rivera	2	1	--	--	3	Xiane Romero	3	1	--	1	5
Two-Run	18	Morgan Stiles	1	--	1	--	2	Gabby Schaeffer	3	1	--	--	4
Three-Run	10	Kinley Keller	1	--	1	--	2	Taylor Troutman	3	1	--	--	4
Grand Slam	3	Gretta Grassel	--	1	--	--	1	Kinley Keller	1	--	1	--	2
Back-to-Back	4	Kalani Sells	--	--	1	--	1	Tatum Silva*	1	--	1	--	2
Pinch-Hit	1	Tatum Silva	--	--	1	--	1	Gretta Grassel	--	1	--	--	1
Walk-Off	0	Abigail Stevens	1	--	--	--	1	Kalani Sells	--	--	1	--	1
Consecutive Games with HR (Season Long)	3 (8)							Abigail Stevens	1	--	--	--	1
Consecutive Games without HR (Season Long)	0 (3)												

*includes transfer stats

SPECIALTY STATS

OFFENSE BREAKDOWN

MONTH	GP	AVG	AB	R	H	2B	3B	HR	RBI	TB	SLG	BB	HBP	SO	GDP	OBP	SB	ATT
February	19	.344	471	136	162	35	1	27	128	280	.594	73	12	60	8	.434	18	20
March	20	.261	506	79	132	25	1	19	73	216	.427	53	7	73	3	.336	17	20
April	13	.231	324	41	75	18	0	12	39	129	.398	31	8	47	7	.313	2	3
May	7	.197	183	18	36	8	0	5	14	59	.322	19	3	27	1	.283	0	0

LOCATION	GP	AVG	AB	R	H	2B	3B	HR	RBI	TB	SLG	BB	HBP	SO	GDP	OBP	SB	ATT
Home	27	.279	635	129	177	43	0	23	119	289	.455	82	13	87	9	.368	19	23
Away	21	.262	568	84	149	27	1	26	81	256	.451	63	13	80	8	.346	7	9
Neutral	10	.281	281	61	79	16	1	14	54	139	.495	31	4	40	2	.355	11	11

SERIES	GP	AVG	AB	R	H	2B	3B	HR	RBI	TB	SLG	BB	HBP	SO	GDP	OBP	SB	ATT
Gettnerman Classic	4	.318	110	32	35	5	0	9	29	67	.609	18	2	17	1	.417	4	4
The Snowman	4	.387	119	37	46	12	0	4	35	70	.588	22	3	11	0	.483	3	5
Bulldog Invitational	4	.370	92	29	34	11	0	4	26	57	.620	14	5	16	3	.461	5	5
Tiger Invitational	4	.370	100	26	37	6	2	5	25	62	.620	13	1	11	2	.432	7	7
Jaguar Invitational	5	.278	126	21	35	8	0	6	19	61	.484	10	1	23	0	.331	6	7
Tennessee	3	.083	72	3	6	0	0	3	3	15	.208	5	2	17	1	.165	1	2
at Georgia	3	.280	82	10	23	4	0	2	10	33	.402	10	3	12	2	.375	1	2
South Carolina	3	.250	76	6	19	2	0	1	5	24	.316	4	0	14	0	.288	1	1
at Florida	3	.277	83	13	23	6	0	5	13	44	.530	4	2	8	2	.322	0	0
Arkansas	3	.164	61	4	10	5	0	1	3	18	.295	7	1	14	1	.261	1	1
at Texas A&M	3	.208	77	10	16	2	0	1	10	21	.273	12	4	10	2	.344	0	0
LSU	3	.270	74	13	20	4	0	4	12	36	.486	6	1	8	2	.333	1	2
at Ole Miss	3	.179	78	3	14	2	0	2	3	22	.282	12	0	14	0	.289	0	0
SEC Tournament	2	.151	53	4	8	3	0	0	2	11	.208	4	0	10	0	.211	0	0
NCAA Eugene Regional	3	.247	81	12	20	4	0	4	10	36	.444	5	3	10	1	.315	0	0

ACTIVE HITTING STREAKS (MIN. 3 GAMES)

	GM	AVG	AB	R	H	2B	3B	HR	RBI	TB	SLG	BB	HBP	SO	GDP	OBP	SB	ATT
Morgan Stiles	3	.400	10	2	4	1	0	0	0	5	.500	2	0	1	0	.500	0	0

ACTIVE ON-BASE STREAKS (MIN. 7 GAMES)

	GM	AVG	AB	R	H	2B	3B	HR	RBI	TB	SLG	BB	HBP	SO	GDP	OBP	SB	ATT
None																		

PITCHING BREAKDOWN

MONTH	GP	ERA	W-L	CG	SHO	SV	IP	H	R	ER	BB	SO	2B	3B	HR	B/AVG	WP	HP
February	19	1.50	17-2	8	4	3	121.0	62	28	26	31	175	10	1	8	.150	6	5
March	20	1.24	15-5	11	8	4	135.0	77	33	24	28	184	11	2	7	.163	11	6
April	13	4.65	5-8	4	2	1	84.1	79	57	56	48	86	7	0	12	.245	16	13
May	7	1.91	4-3	4	2	0	47.2	27	14	13	17	58	5	0	8	.164	2	5

LOCATION	GP	ERA	W-L	CG	SHO	SV	IP	H	R	ER	BB	SO	2B	3B	HR	B/AVG	WP	HP
Home	27	1.98	20-7	14	9	5	180.0	110	55	51	55	242	17	1	15	.175	14	12
Away	21	2.90	11-10	7	3	2	135.0	98	64	56	49	163	12	2	16	.198	17	12
Neutral	10	1.15	10-1	6	4	1	73.0	37	13	12	20	98	4	0	4	.149	4	5

SERIES	GP	ERA	W-L	CG	SHO	SV	IP	H	R	ER	BB	SO	2B	3B	HR	B/AVG	WP	HP
Gettnerman Classic	4	1.30	4-0	2	1	0	27.0	11	6	5	11	32	0	0	0	.126	3	3
The Snowman	5	1.40	5-0	4	1	0	30.0	11	6	6	4	46	0	0	2	.110	1	1
Bulldog Invitational	4	1.08	3-1	1	0	1	26.0	16	5	4	7	39	2	1	1	.176	0	1
Tiger Invitational	4	1.52	3-1	1	1	0	23.0	13	5	5	7	31	7	0	0	.163	2	1
Jaguar Invitational	5	0.85	5-0	3	2	2	33.0	19	4	4	3	49	0	0	2	.161	2	2
Tennessee	3	1.22	1-2	2	1	0	23.0	12	7	4	6	29	2	0	2	.156	2	2
at Georgia	3	3.68	1-2	1	0	0	19.0	17	15	10	5	24	1	1	2	.227	3	0
South Carolina	3	1.67	2-1	2	1	1	21.0	16	5	5	5	26	5	0	1	.211	0	1
at Florida	3	3.98	1-2	1	0	0	19.1	14	12	11	10	20	1	0	2	.197	1	2
Arkansas	3	6.63	1-2	1	1	0	19.0	23	18	18	14	11	3	0	3	.299	5	3
at Texas A&M	3	6.61	0-3	0	0	0	18.0	22	17	17	14	13	1	0	4	.297	6	3
LSU	3	3.33	2-1	1	0	1	21.0	19	10	10	10	28	2	0	3	.241	4	4
at Ole Miss	3	1.76	1-2	2	1	0	19.2	11	6	5	5	28	2	0	3	.164	1	3
SEC Tournament	2	3.23	1-1	1	0	0	13.0	11	6	6	3	9	2	0	4	.220	1	1
NCAA Eugene Regional	3	0.64	3-0	2	2	0	22.0	6	2	2	9	35	1	0	1	.086	0	2

PINCH HITTING

2026	AVG	AB	H	FP*	XBH	RBI
TEAM	.275	69	19	8	9	11
Gretta Grassel	.667	3	2	1	1	1
Abby Grace Richardson	.500	2	1	0	1	3
Tatum Silva	1.000	1	1	0	0	0
Des Rivera	.500	2	1	0	1	0
Taylor Troutman	.400	15	6	2	4	4
Abigail Stevens	.308	13	4	0	2	3
Anna Carder	.273	11	3	1	0	0
Paige Ernestes	.143	7	1	2	0	0
Xiane Romero	.000	3	0	1	0	0
Ally Supan	.000	5	0	1	0	0
Gabby Schaeffer	.000	5	0	0	0	0
Kinley Keller	.000	1	0	0	0	0
Kalani Sells	.000	1	0	0	0	0

CAREER	AVG	AB	H	FP*	XBH	RBI
UNDER RICKETTS	.247	384	95	84	35	73
Tatum Silva ²	1.000	1	1	0	0	0
Gretta Grassel	.500	4	2	2	1	1
Taylor Troutman	.400	15	6	2	4	4
Anna Carder ²	.308	13	4	1	0	0
Abigail Stevens	.308	13	4	0	2	3
Paige Ernestes	.286	35	10	10	5	8
Abby Grace Richardson	.250	8	2	1	2	3
Xiane Romero	.250	4	1	4	0	1
Des Rivera ²	.200	5	1	0	1	0
Morgan Bernardini	.167	6	1	2	0	0
Kiarra Sells	.000	5	0	4	0	0
Ally Supan	.000	5	0	1	0	0
Gabby Schaeffer	.000	5	0	0	0	0
Nadia Barbary	.000	2	0	0	0	0
Kalani Sells	.000	2	0	0	0	0
Morgan Stiles	.000	2	0	0	0	0
Kinley Keller	.000	1	0	0	0	0

* Free Passes include walks and hit-by-pitches

SCORELESS INNINGS

START TO FINISH INNINGS	2026	CAREER
Peja Goold ²	124	445
Alyssa Faircloth ²	122	278
Leita Ammon ²	44	133
Delaney Everrett	8	88
Brinkley Moreton	2	2
Abigail Stevens	2	2
Sara Phillips	0	7

STREAKS	ACTIVE	2026	CAREER
Alyssa Faircloth ²	17.2	21.2	21.2
Peja Goold ²	6.0	17.1	24.0 ²
Abigail Stevens	2.0	2.0	2.0
Brinkley Moreton	0.2	2.0	2.0
Leita Ammon ²	0.1	16.1	16.1
Sara Phillips	0.1*	0.1*	7.0
Delaney Everrett	--	9.1*	15.0

INHERITED RUNNERS

2026	PCT.	IR	RS
TEAM	48.3	29	14
Delaney Everrett	16.7	6	1
Peja Goold	16.7	6	1
Alyssa Faircloth	60.0	10	6
Leita Ammon	85.7	7	6

THE SOUTHEASTERN CONFERENCE (THROUGH REGIONALS)



STANDINGS

	CONF	PCT.	GB	ALL	PCT.	HOME	AWAY	NEUTRAL	USA T25	LAST 10	STREAK
Oklahoma#	20-4	.833	---	51-8	.864	27-1	16-4	8-3	15-7	8-2	W3
Alabama	19-5	.792	1.0	52-7	.881	31-2	14-4	7-1	11-5	8-2	W3
Florida	17-7	.708	3.0	51-10	.836	29-3	13-5	9-2	12-9	7-3	W3
Tennessee	16-8	.667	4.0	45-10	.818	21-4	10-5	14-1	17-6	7-3	W3
Texas\$	16-8	.667	4.0	45-10	.818	22-6	14-3	9-1	18-10	8-2	W7
Texas A&M	16-8	.667	4.0	38-19	.667	23-7	8-6	7-6	11-16	4-6	L1
Arkansas	15-9	.625	5.0	45-11	.804	27-3	11-6	7-2	12-9	7-3	W3
LSU	13-11	.542	7.0	40-17	.702	31-5	8-7	1-5	10-14	8-2	W3
Georgia	12-12	.500	8.0	41-18	.695	28-9	6-7	7-2	12-16	7-3	W3
Mississippi State	9-15	.375	11.0	41-18	.695	20-7	11-10	10-1	10-15	6-4	W3
Missouri	9-15	.375	11.0	28-29	.491	13-10	10-10	5-9	9-17	4-6	L1
South Carolina	7-17	.292	13.0	32-28	.533	20-14	8-10	4-4	6-26	4-6	L1
Ole Miss	6-18	.250	14.0	36-26	.581	15-10	9-12	12-4	6-20	6-4	L1
Auburn	4-20	.167	16.0	27-28	.491	15-11	2-13	10-4	4-19	3-7	L1
Kentucky	1-23	.042	19.0	26-29	.473	9-14	9-13	8-2	2-24	2-8	L4

THE SEC IN THE NCAA TOURNAMENT

#3/2 Alabama:	Won Tuscaloosa Regional (3-0) hosting Tuscaloosa Super Regional vs. #18/18 LSU
#10/5 Arkansas:	Won Fayetteville Regional (3-0) hosting Fayetteville Super Regional vs. #13/12 Duke
Auburn:	Did not qualify for NCAA Tournament
#9/10 Florida:	Won Gainesville Regional (3-0) hosting Gainesville Super Regional vs. #4/6 Texas Tech
#16/11 Georgia:	Won Athens Regional (3-0) at Knoxville Super Regional vs. #8/8 Tennessee
Kentucky:	Did not qualify for NCAA Tournament
#18/18 LSU:	Won Baton Rouge Regional (3-0) at Tuscaloosa Super Regional vs. #3/2 Alabama
Missouri:	Did not qualify for NCAA Tournament
#2/4 Oklahoma:	Won Norman Regional (3-0) hosting Norman Super Regional vs. #20/20 Mississippi State
Ole Miss:	Eliminated in Lubbock Regional (2-2) by #4/6 Texas Tech
South Carolina:	Eliminated in Los Angeles Regional (2-2) by #5/7 UCLA
#8/8 Tennessee:	Won Knoxville Regional (3-0) hosting Knoxville Super Regional vs. #16/11 Georgia
#10/6 Texas:	Won Austin Regional (3-0) hosting Austin Super Regional vs. #19/19 Arizona State
#17/16 Texas A&M:	Eliminated in College Station Regional (2-2) by #19/19 Arizona State

TEAM STAT RANKINGS

CATEGORY	VALUE	RANK
Batting Avg.	.273	14th
Slugging Pct.	.461	14th
On-Base Pct.	.357	14th
Hits	405	11th
Runs Scored	274	13th
Doubles	86	5th
Triples	2	14th
Home Runs	63	11th
Total Bases	684	13th
At Bats	1,484	7th
Walks	176	14th
Stolen Bases	37	10th
Earned Run Avg.	2.15	3rd
Opp. Batting Avg.	.178	3rd
Innings Pitched	388.0	2nd
Strikeouts	503	1st
Strikeouts Looking	115	1st
Walks Allowed	124	4th
Hits Allowed	245	3rd
Runs Allowed	132	3rd
Fielding Pct.	.985	2nd

MSU AROUND THE NATION (THROUGH REGIONALS)

TEAM STAT RANKINGS (TOP 50)	VALUE	RANK
Doubles	86	47
Earned Run Average	2.15	7
Fielding Pct.	.985	2
Fielding Independent Pitching	2.23	4
Hits Allowed / 7 Inn.	4.42	4
Sacrifice Flies	20	47
Scoring Defense	2.24	6
Shutouts	16	8
Strikeouts (Pitching)	503	2
Strikeouts Looking (Pitching)	115	1
Strikeout Rate (Pitching)	32.5%	2
Strikeout-Walk Ratio	4.06	5
Strikeouts / 7 Inn.	9.07	2
Walk Rate (Pitching)	8.0%	38
WHIP	0.95	4
Winning Pct.	.695	34

INDIVIDUAL STAT RANKINGS (TOP 50)

ALYSSA FAIRCLOTH	VALUE	RANK
Appearances	38	50
Earned Run Avg.	2.28	43
Fielding Independent Pitching	1.69	3
Hits Allowed / 7 inn.	4.31	11
Innings Pitched	169.0	43
Saves	4	23
Shutouts	4	44
Strikeouts	261	4
Strikeout Rate	38.7%	3
Strikeouts / 7 inn.	10.81	4
Strikeout-to-Walk Ratio	4.58	13
WHIP	0.95	14

PEJA GOOLD	VALUE	RANK
Earned Run Avg.	2.12	33
Fielding Independent Pitching	2.71	45
Hits Allowed / 7 inn.	4.48	14
Shutouts	8	4
Strikeouts	178	26
Strikeout Rate	29.7%	16
Strikeouts / 7 inn.	8.40	26
Strikeout-to-Walk Ratio	3.71	34
WHIP	0.96	15

DES RIVERA	VALUE	RANK
Sacrifice Flies	5	50
Strikeout Rate	1.4%	2

NCAA TOURNAMENT STAT RANKINGS

TEAM STAT RANKINGS (TOP 10)	VALUE	RANK
Earned Run Average	0.64	6
Hit-By-Pitch	3	10
Hits Allowed / 7 Inn.	1.91	3
Shutouts	2	2
Strikeouts (Pitching)	35	2
Strikeout-Walk Ratio	3.89	10
Strikeouts / 7 Inn.	11.14	2
WHIP	0.68	8
Winning Pct.	1.000	1

INDIVIDUAL STAT RANKINGS (TOP 10)

NADIA BARBARY	VALUE	RANK
Home Runs	2	7

ALYSSA FAIRCLOTH	VALUE	RANK
Complete Games	2	1
Earned Run Avg.	0.00	1
Hits Allowed / 7 inn.	0.89	2
Innings Pitched	15.2	8
Shutouts	2	1
Strikeouts	26	1
Strikeouts / 7 inn.	11.62	4
Wins	3	1

TATUM SILVA	VALUE	RANK
Slugging Pct.	2.000	2

MSU IN THE POLLS (FINAL WEEK OF REGULAR SEASON)

NFCA COACHES' POLL

TEAM	RECORD	PREV
1. Nebraska (26)	46-6	2
2. Oklahoma (2)	48-8	1
3. Alabama (2)	49-7	4
4. Texas Tech (1)	52-6	3
5. UCLA	47-8	6
6. Texas	42-10	9
7. Florida State	49-8	8
8. Tennessee	42-10	5
9. Florida	48-10	7
10. Arkansas	42-11	10
11. Virginia Tech	46-10	13
12. Oregon	40-12	11
13. Duke	39-14	12
14. Stanford	37-13	14
15. Oklahoma State	38-15	16
16. Georgia	38-18	17
17. Texas A&M	36-17	15
18. LSU	37-17	18
19. Arizona State	41-16	24
20. Mississippi State	38-18	19
21. Grand Canyon	52-8	21
22. Arizona	35-16	20
23. UCF	38-16-1	22
24. Virginia	38-13	23
25. Louisville	44-12	25

RECEIVING VOTES: Belmont (52), USF (15), Ole Miss (2), South Carolina (2), Southeastern Louisiana (2), Omaha (1).

DISOFTBALL.COM

TEAM	RECORD	PREV
1. Oklahoma	48-7	1
2. Nebraska	43-6	2
3. Alabama	47-6	4
4. Texas Tech	49-5	3
5. Arkansas	41-10	8
6. Texas	39-10	5
7. Tennessee	42-9	7
8. Florida State	46-8	10
9. Florida	47-9	9
10. Oregon	40-11	14
11. UCLA	45-7	6
12. Georgia	36-17	13
13. Duke	38-13	11
14. Oklahoma State	37-13	12
15. Virginia Tech	44-9	17
16. Texas A&M	36-16	15
17. LSU	37-16	20
18. Mississippi State	37-17	16
19. Stanford	36-12	19
20. Arizona	35-15	18
21. UCF	38-15-1	21
22. Clemson	32-19	22
23. Arizona State	38-16	NR
24. Louisville	43-11	25
25. South Carolina	30-25	23

MSU RANKING HISTORY

NFCA
Highest: 11 (Week 6, 2026)
First Top 5: N/A
First Top 10: N/A
First Top 25: Week 3, 2000 (24)
Last Top 25: Week 14, 2026 (20)

USA Softball
Highest: 12 (Week 6, 2026)
First Top 5: N/A
First Top 10: N/A
First Top 25: Week 4, 2006 (24)
Last Top 25: Week 14, 2026 (20)

DISoftball.com
Highest: 11 (Week 6, 2026)
First Top 5: N/A
First Top 10: N/A
First Top 25: Preseason, 2021 (15)
Last Top 25: Week 13, 2026 (18)

Softball America
Highest: 11 (Week 9, 2024)
First Top 5: N/A
First Top 10: N/A
First Top 25: Week 4, 2020 (25)
Last Top 25: Week 13, 2026 (19)

ESPN/USA SOFTBALL

TEAM	RECORD	PREV
1. Nebraska (13)	46-6	2
2. Alabama (6)	49-7	3
3. Texas (3)	42-10	6
4. Oklahoma (3)	48-8	1
5. Arkansas	42-11	5
6. Texas Tech	52-6	4
7. UCLA	47-8	8
8. Tennessee	42-10	7
9. Florida State	49-8	10
10. Florida	48-10	9
11. Georgia	38-18	T13
12. Duke	39-14	12
13. Oregon	40-12	11
14. Virginia Tech	46-10	16
15. Oklahoma State	38-15	15
16. Texas A&M	36-17	T13
17. Stanford	37-13	17
18. LSU	37-17	18
19. Arizona State	41-16	T25
20. Mississippi State	38-18	19
21. Arizona	35-16	20
22. Clemson	32-20	21
23. UCF	38-16-1	22
24. Louisville	44-12	24
25. Grand Canyon	52-8	T25

RECEIVING VOTES: South Carolina (33), Ole Miss (31), Washington (12), Belmont (11), Oregon State (10), Jacksonville State (6), Kansas (2), Saint Mary's (2), Indiana (1).

SOFTBALL AMERICA

TEAM	RECORD	PREV
1. Oklahoma	48-7	1
2. Nebraska	43-6	2
3. Texas Tech	50-5	4
4. Alabama	47-6	3
5. Arkansas	41-10	7
6. Tennessee	42-9	11
7. Florida State	46-8	8
8. Texas	39-10	6
9. Oregon	40-11	13
10. UCLA	45-7	5
11. Duke	38-13	10
12. Florida	47-9	9
13. Oklahoma State	37-14	12
14. Georgia	36-17	15
15. Stanford	36-12	16
16. Texas A&M	36-16	14
17. LSU	37-16	19
18. Virginia Tech	44-9	17
19. Mississippi State	37-17	18
20. Louisville	43-11	22
21. UCF	38-15-1	23
22. Clemson	32-19	24
23. South Carolina	30-25	21
24. Arizona	35-16	20
25. Indiana	41-13	NR

MSU WEEK-BY-WEEK

	NFCA	USA	D1	SA	DSR	RPI	RECORD
Preseason	22	24	23	21	--	--	0-0
Week 1	19	21	17	18	22	--	4-0
Week 2	14	18	14	13	12	--	10-0
Week 3	12	19	14	16	15	--	14-1
Week 4	12	17	13	17	15	--	18-2
Week 5	12	14	12	13	11	9	24-2
Week 6	11	12	11	13	10	9	27-4
Week 7	12	14	14	14	11	13	29-6
Week 8	13	16	14	15	14	13	32-7
Week 9	13	15	15	16	13	14	33-9
Week 10	14	14	14	18	11	15	34-11
Week 11	17	19	18	21	19	18	34-14
Week 12	18	16	16	18	17	19	36-15
Week 13	19	19	18	19	18	19	37-17
Week 14	20	20	--	--	19	19	38-18
Final							

VS. RANKED OPPONENTS

DATE	OPPONENT	NFCA RANK	RESULT
Feb. 28	Clemson	25	L, 0-3
Mar. 1	Clemson	25	W, 9-1 (6)
Mar. 13	Tennessee	1	L, 1-3 (9)
Mar. 14	Tennessee	1	W, 1-0
Mar. 15	Tennessee	1	L, 1-4
Mar. 20	Georgia	15	L, 3-6
Mar. 21	Georgia	15	W, 3-2
Mar. 22	Georgia	15	L, 4-7
Mar. 28	South Carolina	23	L, 0-2
Mar. 29	South Carolina	23	W, 2-0
Mar. 30	South Carolina	23	W, 4-3
Apr. 3	Florida	5	L, 0-2
Apr. 4	Florida	5	W, 9-5
Apr. 5	Florida	5	L, 4-5
Apr. 10	Arkansas	8	W, 1-0
Apr. 11	Arkansas	8	L, 0-8 (5)
Apr. 12	Arkansas	8	L, 3-10
Apr. 17	Texas A&M	12	L, 1-3
Apr. 18	Texas A&M	12	L, 0-4
Apr. 19	Texas A&M	12	L, 9-10
Apr. 24	LSU	20	W, 5-3
Apr. 25	LSU	20	W, 5-2
Apr. 26	LSU	20	L, 3-5
May 6	Arkansas	9	L, 0-3
May 16	Oregon	12	W, 4-0
May 22	Oklahoma	2	
May 23	Oklahoma	2	
May 24	Oklahoma	2	

RECORD: 10-15

ALL-TIME RECORD VS. RANKED OPPONENTS*

RANKING	RECORD	RANKING	RECORD
1	4-19	14	7-21
2	2-20	15	5-27
3	5-26	16	4-16
4	6-34	17	11-20
5	2-21	18	9-11
6	3-11	19	8-9
7	9-28	20	10-12
8	5-14	21	8-19
9	4-14	22	10-8
10	9-33	23	8-8
11	6-15	24	6-12
12	2-19	25	8-7
13	5-17	TOTAL	155-441

*The NFCA/USA Today Coaches' Poll is considered the poll of record by Mississippi State.

RESULTS



**2026 Mississippi State Softball
Game Results for Mississippi State (as of May 17, 2026)
(All games)**



Date	Opponent	Score	Inns	Overall	SEC	Pitcher of record	Attend	Time
1 Feb 05, 2026	at Baylor	w 10-0	5	1-0-0	0-0-0	P. Goold (W 1-0)	1224	1:45
1 Feb 06, 2026	vs Northwestern State	w 9-3	7	2-0-0	0-0-0	A. Faircloth (W 1-0)	240	2:21
1 Feb 06, 2026	vs Wichita State	w 5-2	(8)	3-0-0	0-0-0	P. Goold (W 2-0)	840	2:24
1 Feb 07, 2026	vs New Mexico	w 8-1	7	4-0-0	0-0-0	A. Faircloth (W 2-0)	274	2:10
Feb 10, 2026	SOUTHERN MISS	w 5-0	7	5-0-0	0-0-0	L. Ammon (W 1-0)	485	1:37
2 Feb 13, 2026	MURRAY STATE	w 9-1	5	6-0-0	0-0-0	A. Faircloth (W 3-0)	615	1:40
2 Feb 13, 2026	RUTGERS	w 8-0	6	7-0-0	0-0-0	P. Goold (W 3-0)	615	1:44
2 Feb 14, 2026	RUTGERS	w 7-2	7	8-0-0	0-0-0	P. Goold (W 4-0)	729	2:05
2 Feb 14, 2026	NORTH TEXAS	w 3-1	7	9-0-0	0-0-0	L. Ammon (W 2-0)	729	1:37
2 Feb 15, 2026	NORTH TEXAS	w 10-2	5	10-0-0	0-0-0	P. Goold (W 5-0)	455	1:32
Feb 18, 2026	MEMPHIS	w 8-4	7	11-0-0	0-0-0	L. Ammon (W 3-0)	586	2:06
3 Feb 20, 2026	BELMONT	L 0-1	7	11-1-0	0-0-0	P. Goold (L 5-1)	629	1:46
3 Feb 20, 2026	SAMFORD	w 6-2	7	12-1-0	0-0-0	A. Faircloth (W 4-0)	629	1:48
3 Feb 21, 2026	BELMONT	w 4-1	7	13-1-0	0-0-0	A. Faircloth (W 4-0)	720	1:50
3 Feb 21, 2026	DELAWARE STATE	w 19-1	5	14-1-0	0-0-0	A. Stevens (W 1-0)	720	1:38
Feb 25, 2026	at Georgia Tech	w 8-3	7	15-1-0	0-0-0	A. Faircloth (W 6-0)	418	2:06
4 Feb 27, 2026	vs Wofford	w 9-1	6	16-1-0	0-0-0	L. Ammon (W 4-0)	356	1:50
4 Feb 28, 2026	vs Georgia Southern	w 8-0	5	17-1-0	0-0-0	P. Goold (W 6-1)	452	1:23
4 Feb 28, 2026	at #25 Clemson	L 0-3	7	17-2-0	0-0-0	A. Faircloth (L 6-1)	1923	1:34
4 Mar 1, 2026	at #25 Clemson	w 9-1	6	18-2-0	0-0-0	P. Goold (W 7-1)	1984	2:08
Mar 04, 2026	at UAB	w 6-1	7	19-2-0	0-0-0	L. Ammon (W 5-0)	397	1:49
5 Mar 06, 2026	vs New Mexico	w 1-0	7	20-2-0	0-0-0	P. Goold (W 8-1)	480	1:33
5 Mar 06, 2026	at South Alabama	w 3-1	7	21-2-0	0-0-0	A. Faircloth (W 7-1)	480	1:52
5 Mar 07, 2026	vs New Mexico	w 4-0	7	22-2-0	0-0-0	L. Ammon (W 6-0)	530	1:44
5 Mar 07, 2026	vs Samford	w 9-1	5	23-2-0	0-0-0	P. Goold (W 9-1)	530	1:15
5 Mar 08, 2026	at South Alabama	w 4-2	7	24-2-0	0-0-0	P. Goold (W 10-1)	464	2:01
Mar 10, 2026	SOUTHEAST MISSOURI-1	w 9-0	5	25-2-0	0-0-0	L. Ammon (W 7-0)	660	1:17
Mar 10, 2026	SOUTHEAST MISSOURI-2	w 4-0	7	26-2-0	0-0-0	D. Everett (W 1-0)	660	1:50
* Mar 13, 2026	#1 TENNESSEE	L 1-3	(9)	26-3-0	0-1-0	A. Faircloth (L 7-2)	1392	2:09
* Mar 14, 2026	#1 TENNESSEE	w 1-0	7	27-3-0	1-1-0	P. Goold (W 11-1)	2134	1:45
* Mar 15, 2026	#1 TENNESSEE	L 1-4	7	27-4-0	1-2-0	P. Goold (L 11-2)	1292	2:05
Mar 18, 2026	UAB	w 4-0	7	28-4-0	1-2-0	A. Faircloth (W 8-2)	624	1:30
* Mar 20, 2026	at #15 Georgia	L 3-6	7	28-5-0	1-3-0	P. Goold (L 11-3)	1500	2:04
* Mar 21, 2026	at #15 Georgia	w 3-2	7	29-5-0	2-3-0	A. Faircloth (W 9-2)	2000	1:49
* Mar 22, 2026	at #15 Georgia	L 4-7	7	29-6-0	2-4-0	P. Goold (L 11-4)	2000	2:18
Mar 25, 2026	UT MARTIN	w 7-0	7	30-6-0	2-4-0	P. Goold (W 12-4)	413	1:47
* Mar 28, 2026	#23 SOUTH CAROLINA	L 0-2	7	30-7-0	2-5-0	A. Faircloth (L 9-3)	793	1:56
* Mar 29, 2026	#23 SOUTH CAROLINA	w 2-0	7	31-7-0	3-5-0	P. Goold (W 13-4)	712	1:45
* Mar 30, 2026	#23 SOUTH CAROLINA	w 4-3	7	32-7-0	4-5-0	L. Ammon (W 8-0)	687	1:56
* Apr 03, 2026	at #5 Florida	L 0-2	7	32-8-0	4-6-0	P. Goold (L 13-5)	1693	1:37
* Apr 04, 2025	at #5 Florida	w 9-5	7	33-8-0	5-6-0	A. Faircloth (W 10-3)	1902	2:10
* Apr 05, 2026	at #5 Florida	L 4-5	7	33-9-0	5-7-0	P. Goold (L 13-6)	1546	2:17
* Apr 10, 2026	#8 ARKANSAS	w 1-0	7	34-9-0	6-7-0	P. Goold (W 14-6)	837	1:49
* Apr 11, 2026	#8 ARKANSAS	L 0-8	5	34-10-0	6-8-0	A. Faircloth (L 10-4)	1081	1:28
* Apr 12, 2026	#8 ARKANSAS	L 3-10	7	34-11-0	6-9-0	P. Goold (L 14-7)	760	2:19
* Apr 17, 2026	at #12 Texas A&M	L 1-3	7	34-12-0	6-10-0	P. Goold (L 14-8)	2172	1:49
* Apr 18, 2026	at #12 Texas A&M	L 0-4	7	34-13-0	6-11-0	A. Faircloth (L 10-5)	1924	2:46
* Apr 19, 2026	at #12 Texas A&M	L 9-10	7	34-14-0	6-12-0	P. Goold (L 14-9)	1900	2:21
* Apr 24, 2026	#20 LSU	w 5-3	7	35-14-0	7-12-0	A. Faircloth (W 11-5)	839	2:23
* Apr 25, 2026	#20 LSU	w 5-2	7	36-14-0	8-12-0	P. Goold (W 15-9)	2606	1:52
* Apr 26, 2026	#20 LSU	L 3-5	7	36-15-0	8-13-0	P. Goold (L 15-10)	780	2:03
* Apr 30, 2026	at Ole Miss	w 1-0	7	37-15-0	9-13-0	A. Faircloth (W 12-5)	1331	1:54
* May 01, 2026	at Ole Miss	L 2-3	7	37-16-0	9-14-0	D. Everett (L 1-1)	1372	2:27
* May 02, 2026	at Ole Miss	L 0-3	7	37-17-0	9-15-0	A. Faircloth (L 12-6)	1551	1:47
6 May 05, 2026	at Kentucky	w 4-3	7	38-17-0	9-15-0	A. Faircloth (W 13-6)	1999	2:11
6 May 06, 2026	vs #9 Arkansas	L 0-3	7	38-18-0	9-15-0	A. Faircloth (L 13-7)	1854	1:33
7 May 15, 2026	vs Saint Mary's (CA)	w 3-2	(8)	39-18-0	9-15-0	A. Faircloth (W 14-7)	2517	2:40
7 May 16, 2026	at #12 Oregon	w 4-0	7	40-18-0	9-15-0	A. Faircloth (W 15-7)	2514	1:52
7 May 17, 2026	vs Saint Mary's (CA)	w 5-0	7	41-18-0	9-15-0	A. Faircloth (W 16-7)	2080	2:10

- 1 = Getteman Classic (Waco, Texas)
- 2 = The Snowman: Alex Wilcox Memorial (Starkville, Miss.)
- 3 = Bulldog Invitational (Starkville, Miss.)
- 4 = Tiger Invitational (Clemson, S.C.)
- 5 = Jaguar Invitational (Mobile, Ala.)
- 6 = SEC Tournament (Lexington, Ky.)
- 7 = NCAA Eugene Regional (Eugene, Ore.)

WINNING PLAY LOG

DATE	GM	RECORD	OPPONENT	FINAL	BATTER	INNING	OUTS	SCORE AT TIME	PLAY	WINNING RUN
Feb. 5	1	1-0	at Baylor	W, 10-0 (5)	Barbary	1	0	0-0	Two-run home run to CF	Stiles
Feb. 6	2	2-0	vs. Northwestern State	W, 9-3	Troutman	2	0	3-0	Solo home run to right-center	Troutman
Feb. 6	3	3-0	vs. Wichita State	W, 5-2 (8)	Barbary	8	1	2-1	Three-run home run to LF	Romero
Feb. 7	4	4-0	vs. New Mexico	W, 8-1	Carder	1	1	1-0	Sacrifice fly to LF	Barbary
Feb. 10	5	5-0	SOUTHERN MISS	W, 5-0	Barbary	3	1	0-0	Sacrifice fly to CF	Schaeffer
Feb. 13	6	6-0	MURRAY STATE	W, 9-1 (5)	Carder	1	0	1-0	RBI walk	Barbary
Feb. 13	7	7-0	RUTGERS	W, 8-0 (6)	Carder	1	1	0-0	RBI single to LF	Stiles
Feb. 14	8	8-0	RUTGERS	W, 7-2	Richardson	6	1	2-2	Pinch-hit two-run home run to LF	Rivera
Feb. 14	9	9-0	NORTH TEXAS	W, 3-1	Stiles	4	1	1-1	RBI ground out to second base	Keller
Feb. 15	10	10-0	NORTH TEXAS	W, 10-2 (5)	Barbary	2	1	2-0	Walk, Keller scores on wild pitch	Keller
Feb. 18	11	11-0	MEMPHIS	W, 8-4	Bernardini	3	1	3-1	Grand slam to LF	Richardson
Feb. 20	12	11-1	BELMONT	L, 0-1	--	--	--	--	--	--
Feb. 20	13	12-1	SAMFORD	W, 6-2	Keller	1	2	2-1	RBI double down LF line	Ki. Sells
Feb. 21	14	13-1	BELMONT	W, 4-1	Carder	1	1	1-0	RBI single through the right side	Ki. Sells
Feb. 21	15	14-1	DELAWARE STATE	W, 19-1 (5)	Carder	1	0	1-0	Line out to 1B, runner scores on error	Barbary
Feb. 25	16	15-1	at Georgia Tech	W, 8-3	Carder	5	1	3-1	Sacrifice fly to CF	Ki. Sells
Feb. 27	17	16-1	vs. Wofford	W, 9-1 (6)	Silva	2	2	1-0	RBI single up the middle	Bernardini
Feb. 28	18	17-1	vs. Georgia Southern	W, 8-0 (5)	Ki. Sells	3	1	0-0	Three-run home run to LC	Stiles
Feb. 28	19	17-2	at Clemson	L, 0-3	--	--	--	--	--	--
Mar. 1	20	18-2	at Clemson	W, 9-1 (6)	Ki. Sells	3	1	1-0	Solo home run to LF	Ki. Sells
Mar. 4	21	19-2	at UAB	W, 6-1	Barbary	5	2	1-1	Three-run home run to RF	Silva
Mar. 6	22	20-2	vs. New Mexico	W, 1-0	Richardson	3	2	0-0	RBI doubled to LC	Ki. Sells
Mar. 6	23	21-2	at South Alabama	W, 3-1	Rivera	1	1	1-0	Sacrifice fly to LF (foul); 7-5-4 double play	Barbary
Mar. 7	24	22-2	vs. New Mexico	W, 4-0	Bernardini	1	2	0-0	Two-run double to RC	Barbary
Mar. 7	25	23-2	vs. Samford	W, 9-1 (5)	Silva	2	1	1-0	Runner scores on wild pitch	Rivera
Mar. 8	26	24-2	at South Alabama	W, 4-2	Ki. Sells	5	0	2-2	Two-run homer to LC	Barbary
Mar. 10	27	25-2	SOUTHEAST MISSOURI	W, 9-0 (5)	Bernardini	1	1	0-0	Reach on shortstop's error; two runs score	Stiles
Mar. 10	28	26-2	SOUTHEAST MISSOURI	W, 4-0	Schaeffer	2	1	0-0	Solo home run to LF	Schaeffer
Mar. 13	29	26-3	TENNESSEE*	L, 1-3 (9)	--	--	--	--	--	--
Mar. 14	30	27-3	TENNESSEE*	W, 1-0	Troutman	7	0	0-0	Solo home run to CF	Troutman
Mar. 15	31	27-4	TENNESSEE*	L, 1-4	--	--	--	--	--	--
Mar. 18	32	28-4	UAB	W, 4-0	Stiles	6	1	0-0	RBI single to RC	Silva
Mar. 20	33	28-5	at Georgia*	L, 3-6	--	--	--	--	--	--
Mar. 21	34	29-5	at Georgia*	W, 3-2	Keller	6	0	2-2	Solo home run to LF	Keller
Mar. 22	35	29-6	at Georgia*	L, 4-7	--	--	--	--	--	--
Mar. 25	36	30-6	UT MARTIN	W, 7-0	Barbary	1	1	0-0	RBI double to LC	Ki. Sells
Mar. 28	37	30-7	SOUTH CAROLINA*	L, 0-2	--	--	--	--	--	--
Mar. 29	38	31-7	SOUTH CAROLINA*	W, 2-0	Bernardini	6	1	0-0	Reach on shortstop's error; one run scores	Supan
Mar. 30	39	32-7	SOUTH CAROLINA*	W, 4-3	Barbary	5	1	3-1	RBI ground out to pitcher	Romero
Apr. 3	40	32-8	at Florida*	L, 0-2	--	--	--	--	--	--
Apr. 4	41	33-8	at Florida*	W, 9-5	Barbary	5	2	4-0	Two-run homer to LF	Barbary
Apr. 5	42	33-9	at Florida*	L, 4-5	--	--	--	--	--	--
Apr. 10	43	34-9	ARKANSAS*	W, 1-0	Carder	5	0	0-0	Runner scores on passed ball	Ki. Sells
Apr. 11	44	34-10	ARKANSAS*	L, 0-8 (5)	--	--	--	--	--	--
Apr. 12	45	34-11	ARKANSAS*	L, 3-10	--	--	--	--	--	--
Apr. 17	46	34-12	at Texas A&M*	L, 1-3	--	--	--	--	--	--
Apr. 18	47	34-13	at Texas A&M*	L, 0-4	--	--	--	--	--	--
Apr. 19	48	34-14	at Texas A&M*	L, 9-10	--	--	--	--	--	--
Apr. 24	49	35-14	LSU*	W, 5-3	Grassel	6	2	3-1	RBI single past 3B; second run scores on error	Richardson
Apr. 25	50	36-14	LSU*	W, 5-2	Ernstes	1	1	0-1	Three-run homer to LC	Ernstes
Apr. 26	51	36-15	LSU*	L, 3-5	--	--	--	--	--	--
Apr. 30	52	37-15	at Ole Miss*	W, 1-0	Ki. Sells	2	0	0-0	Solo home run to LF	Ki. Sells
May 1	53	37-16	at Ole Miss*	L, 2-3	--	--	--	--	--	--
May 2	54	37-17	at Ole Miss*	L, 0-3	--	--	--	--	--	--
May 5	55	38-17	at Kentucky	W, 4-3	Troutman	7	2	3-3	Reach on first baseman's error; one run scores	Stiles
May 6	56	38-18	vs. Arkansas	L, 0-3	--	--	--	--	--	--
May 15	57	39-18	vs. Saint Mary's (CA)	W, 3-2 (8)	Barbary	8	2	2-2	Single to RF; runner scores from first on error	Schaeffer
May 16	58	40-18	at Oregon	W, 4-0	Grassel	1	0	0-0	Two-run homer to CF	Stiles
May 17	59	41-18	vs. Saint Mary's (CA)	W, 5-0	Barbary	1	1	0-0	Two-run homer to LF	Grassel

GAME-WINNING RBI: Barbary (9), Carder (6), No RBI (6), Ki. Sells (4), Troutman (3), Bernardini (2), Grassel (2), Keller (2), Richardson (2), Stiles (2), Ernstes (1), Rivera (1), Schaeffer (1), Silva (1)
GAME-WINNING RUN: Ki. Sells (8), Barbary (7), Stiles (6), Keller (3), Schaeffer (3), Richardson (2), Rivera (2), Romero (2), Silva (2), Troutman (2), Bernardini (1), Ernstes (1), Grassel (1), Supan (1)

BOLD denotes walk-off winning play (run-rule games not included)

GAME-CHANGING PLAY LOG

*Data courtesy of 643 Charts

DATE	OPPONENT	SCORE	INNING	OUTS	BASES	WIN% PRIOR	WIN% AFTER	CHANGE	PLAY	FINAL
Feb. 5	at Baylor	0-0	1	0	1st	48.70	73.80	25.10	Barbary two-run home run to CF	W, 10-0 (5 inn.)
Feb. 6	vs. Northwestern State	0-0	1	2	2nd & 3rd	66.55	82.02	15.47	Carder reached on E4; two runs score	W, 9-3
Feb. 6	vs. Wichita State	1-1	8	1	3rd	55.19	79.50	24.31	Romero reached on RBI FC to pitcher	W, 5-2 (8 inn.)
Feb. 7	vs. New Mexico	0-0	1	0	Empty	45.43	64.69	19.26	Stiles solo home run to RF	W, 8-1
Feb. 10	SOUTHERN MISS	0-0	1	2	3rd	57.94	68.06	10.12	(Def) Ammon strikes batter out looking	W, 5-0
Feb. 13	MURRAY STATE	0-0	1	0	1st	74.08	81.49	7.41	Barbary walked	W, 9-1 (5 inn.)
Feb. 13	RUTGERS	0-0	1	1	1st & 2nd	71.93	82.84	10.91	Carder RBI double to LF	W, 8-0 (6 inn.)
Feb. 14	RUTGERS	2-2	6	1	1st	63.88	94.36	30.48	Richardson pinch-hit two-run home run to LF	W, 7-2
Feb. 14	NORTH TEXAS	0-1	3	0	Empty	49.71	67.38	17.67	Ki. Sells solo home run to LF	W, 3-1
Feb. 15	NORTH TEXAS	1-0	2	0	Empty	84.63	92.25	7.62	Richardson doubled to LC	W, 10-2 (5 inn.)
Feb. 18	MEMPHIS	0-1	3	1	1st & 3rd	65.64	91.23	25.59	Ki. Sells three-run home run to RC	W, 8-4
Feb. 20	BELMONT	0-0	2	2	1st & 2nd	59.20	63.98	7.78	(Def) Goold strikes batter out swinging	L, 0-1
Feb. 20	SAMFORD	0-1	1	0	2nd & 3rd	75.73	94.93	19.20	Ki. Sells two-run double down LF line	W, 6-2
Feb. 21	BELMONT	0-0	1	0	Empty	70.68	82.02	11.34	Stiles doubled to CF	W, 4-1
Feb. 21	DELAWARE STATE	0-0	1	0	Empty	78.19	89.45	11.26	Stiles doubled to RF	W, 19-1 (5 inn.)
Feb. 25	at Georgia Tech	4-2	6	1	1st & 3rd	66.35	92.60	26.25	(Def) Barbary starts 5-3-2 double play	W, 8-3
Feb. 27	vs. Wofford	0-0	2	0	1st	55.77	85.90	30.13	Bernardini RBI triple to RC	W, 9-1 (6)
Feb. 28	vs. Georgia Southern	0-0	3	1	1st & 2nd	74.53	97.51	22.98	Ki. Sells three-run home run to LC	W, 8-0 (5)
Feb. 28	at Clemson	0-2	4	0	Empty	22.88	34.31	11.43	Ki. Sells doubled to RF	L, 0-3
Mar. 1	at Clemson	1-0	3	1	Empty	65.20	87.93	12.73	Ki. Sells solo home run to LF	W, 9-1 (6)
Mar. 4	at UAB	1-1	5	2	2nd & 3rd	56.98	93.57	36.59	Barbary three-run home run to RF	W, 6-1
Mar. 6	vs. New Mexico	0-0	2	2	1st	78.71	94.61	15.90	Romero doubled to CF	W, 1-0
Mar. 6	at South Alabama	1-0	6	2	2nd	67.43	85.84	18.41	(Def) Faircloth strikes out batter looking	W, 3-1
Mar. 7	vs. New Mexico	0-0	1	1	2nd & 3rd	90.98	99.90	8.92	Bernardini two-run double to RC	W, 4-0
Mar. 7	vs. Samford	0-0	2	1	2nd & 3rd	74.57	90.48	15.91	Romero reached on E5; Bernardini scores	W, 9-1 (5)
Mar. 8	at South Alabama	2-2	5	0	1st	63.58	90.69	27.11	Ki. Sells two-run home run to LC	W, 4-2
Mar. 10	SOUTHEAST MISSOURI	0-0	1	1	1st & 3rd	92.65	99.90	7.25	Bernardini reached on E6; two runs score	W, 9-0 (5)
Mar. 10	SOUTHEAST MISSOURI	0-0	2	1	Empty	78.53	95.63	17.10	Schaeffer solo home run to LF	W, 4-0
Mar. 13	TENNESSEE*	0-0	7	1	2nd	46.90	64.25	17.35	(Def) Stiles starts 6-3-2 double play	L, 1-3 (9)
Mar. 14	TENNESSEE*	0-0	7	0	Empty	66.30	100.00	33.70	Troutman solo home run to CF	W, 1-0
Mar. 15	TENNESSEE*	0-1	3	1	Empty	35.74	54.65	18.91	Schaeffer solo home run to RC	L, 1-4
Mar. 18	UAB	0-0	6	0	Empty	72.37	85.79	13.42	Silva doubled down the RF line	W, 4-0
Mar. 20	at Georgia*	0-0	2	2	1st & 2nd	52.28	66.82	14.54	Stiles RBI single to CF	L, 3-6
Mar. 21	at Georgia*	2-2	6	0	Empty	49.56	73.81	24.25	Keller solo home run to LF	W, 3-2
Mar. 22	at Georgia*	0-2	1	0	2nd & 3rd	7.71	16.90	9.19	(Def) Bernardini starts 7-6-2-4-5 double play	L, 4-7
Mar. 25	UT MARTIN	0-0	1	1	2nd	92.17	99.90	7.73	Barbary RBI double to LC	W, 7-0
Mar. 28	SOUTH CAROLINA*	0-0	6	1	Loaded	35.38	50.42	15.04	(Def) Faircloth strikes batter out swinging	L, 0-2
Mar. 29	SOUTH CAROLINA*	0-0	6	1	1st & 2nd	72.16	92.18	20.02	Bernardini reached on E6; Supan scores	W, 2-0
Mar. 30	SOUTH CAROLINA*	0-0	2	0	Empty	69.00	84.48	15.48	Ernstes solo home run to LF	W, 4-3
Apr. 3	at Florida*	0-0	1	0	Empty	41.46	55.77	14.31	Ki. Sells double to CF	L, 0-2
Apr. 4	at Florida*	0-0	2	2	1st	38.39	58.61	20.22	Rivera RBI double to RF	W, 9-5
Apr. 5	at Florida*	0-1	2	2	Empty	19.86	36.06	16.20	Barbary solo home run to LF	L, 4-5
Apr. 10	ARKANSAS*	0-0	5	0	1st	67.15	81.46	14.31	Stiles double to LC	W, 1-0
Apr. 11	ARKANSAS*	0-0	3	1	Empty	55.63	64.41	8.78	Schaeffer double to CF	L, 0-8 (5)
Apr. 12	ARKANSAS*	2-3	4	1	1st & 2nd	45.12	70.35	25.23	Troutman RBI double to RC	L, 3-10
Apr. 17	at Texas A&M*	0-3	5	0	1st & 2nd	21.34	35.74	14.40	Rivera RBI single up the middle	L, 1-3
Apr. 18	at Texas A&M*	0-0	1	1	Empty	42.30	52.06	9.76	Barbary single to LF; advance on error	L, 0-4
Apr. 19	at Texas A&M*	2-0	1	2	Loaded	73.40	97.70	24.30	Romero grand slam to LC	L, 9-10
Apr. 24	LSU*	0-1	3	2	1st & 2nd	44.48	84.47	39.99	Ernstes homered to left center	W, 5-3
Apr. 25	LSU*	0-1	1	1	1st & 2nd	54.55	85.36	30.81	Ernstes homered to left center	W, 5-2
Apr. 26	LSU*	2-3	1	0	1st	22.26	40.63	18.37	Grassel doubled to left center	L, 3-5
Apr. 30	at Ole Miss*	0-0	2	0	Empty	55.17	73.62	18.45	Ki. Sells homered to LF	W, 1-0
May 1	at Ole Miss*	1-2	7	0	Empty	17.74	50.45	32.71	Romero homered to RF	L, 2-3
May 2	at Ole Miss*	0-0	5	2	1st & 2nd	42.41	52.16	9.75	(Def) Romero fielder's choice to 2B unassisted	L, 0-3
May 5	at Kentucky	1-3	7	1	Loaded	39.51	87.24	47.73	Stiles two-run single up the middle	W, 4-3
May 6	vs. Arkansas	0-1	4	0	1st	28.82	36.56	7.74	Romero walked	L, 0-3
May 15	vs. Saint Mary's (CA)	2-2	8	2	1st	58.32	100.00	41.68	Barbary single to RF; Schaeffer scores on E9	W, 3-2 (8)
May 16	at Oregon	0-0	1	0	1st	50.37	75.45	25.08	Grassel two-run home run to CF	W, 4-0
May 17	vs. Saint Mary's (CA)	0-0	1	1	1st	75.27	93.96	18.69	Barbary two-run home run to LF	W, 5-0

OFFENSIVE GAME-CHANGING PLAYS: Ki. Sells (9), Barbary (8), Romero (6), Stiles (6), Bernardini (4), Ernstes (3), Schaeffer (3), Carder (2), Grassel (2), Richardson (2), Rivera (2), Troutman (2), Keller (1), Silva (1)
DEFENSIVE GAME-CHANGING PLAYS: Faircloth (2), Ammon (1), Barbary (1), Bernardini (1), Goold (1), Romero (1), Stiles (1)

STATE'S LARGEST GAME CHANGING PLAYS OF THE SEASON

DATE	OPPONENT	SCORE	INNING	OUTS	BASES	WIN% PRIOR	WIN% AFTER	CHANGE	PLAY	FINAL
May 5	at Kentucky	1-3	7	1	Loaded	39.51	87.24	47.73	Stiles two-run single up the middle	W, 4-3
May 15	vs. Saint Mary's (CA)	2-2	8	2	1st	58.32	100.00	41.68	Barbary single to RF; Schaeffer scores on E9	W, 3-2 (8)
Apr. 24	LSU*	0-1	3	2	1st & 2nd	44.48	84.47	39.99	Ernstes homered to left center	W, 5-3
Mar. 4	at UAB	1-1	5	2	2nd & 3rd	56.98	93.57	36.59	Barbary three-run home run to RF	W, 6-1
Mar. 14	TENNESSEE*	0-0	7	0	Empty	66.30	100.00	33.70	Troutman solo home run to CF	W, 1-0

GAME-BY-GAME STARTERS (BATTING ORDER)

DATE	NO.	RECORD	OPPONENT	1	2	3	4	5	6	7	8	9
Feb. 5	1	1-0	at Baylor	Stiles	Barbary	Ki. Sells	Ernstes	Carder	Bernardini	Rivera	Richardson	Romero
Feb. 6	2	1-0	vs. Northwestern State	Stiles	Barbary	Ki. Sells	Ernstes	Carder	Richardson	Bernardini	Troutman	Romero
Feb. 6	3	1-0	vs. Wichita State	Stiles	Barbary	Ki. Sells	Troutman	Richardson	Ernstes	Bernardini	Rivera	Romero
Feb. 7	4	1-0	vs. New Mexico	Stiles	Barbary	Ki. Sells	Troutman	Richardson	Carder	Ernstes	Bernardini	Schaeffer
Feb. 10	5	1-0	SOUTHERN MISS	Stiles	Barbary	Ki. Sells	Troutman	Bernardini	Ernstes	Rivera	Richardson	Schaeffer
Feb. 13	6	1-0	MURRAY STATE	Stiles	Barbary	Ki. Sells	Troutman	Carder	Richardson	Ernstes	Bernardini	Schaeffer
Feb. 13	7	1-0	RUTGERS	Stiles	Barbary	Ki. Sells	Carder	Ernstes	Rivera	Keller	Richardson	Schaeffer
Feb. 14	8	1-0	RUTGERS	Stiles	Barbary	Ki. Sells	Carder	Ernstes	Bernardini	Rivera	Keller	Schaeffer
Feb. 14	9	1-0	NORTH TEXAS	Stiles	Barbary	Ki. Sells	Carder	Bernardini	Troutman	Richardson	Keller	Schaeffer
Feb. 15	9	2-0	NORTH TEXAS	Stiles	Barbary	Ki. Sells	Carder	Bernardini	Troutman	Richardson	Keller	Schaeffer
Feb. 18	10	1-0	MEMPHIS	Stiles	Barbary	Ki. Sells	Carder	Richardson	Keller	Bernardini	Rivera	Schaeffer
Feb. 20	11	0-1	BELMONT	Stiles	Barbary	Ki. Sells	Carder	Richardson	Troutman	Bernardini	Keller	Schaeffer
Feb. 20	12	1-0	SAMFORD	Stiles	Barbary	Ki. Sells	Carder	Rivera	Keller	Bernardini	Richardson	Schaeffer
Feb. 21	13	1-0	BELMONT	Stiles	Barbary	Ki. Sells	Carder	Bernardini	Rivera	Keller	Richardson	Schaeffer
Feb. 21	14	1-0	DELAWARE STATE	Stiles	Barbary	Ki. Sells	Carder	Bernardini	Rivera	Ernstes	Keller	Schaeffer
Feb. 25	15	1-0	at Georgia Tech	Stiles	Barbary	Ki. Sells	Carder	Rivera	Bernardini	Richardson	Keller	Schaeffer
Feb. 27	16	1-0	vs. Wofford	Stiles	Barbary	Ki. Sells	Carder	Rivera	Bernardini	Richardson	Schaeffer	Silva
Feb. 28	16	2-0	vs. Georgia Southern	Stiles	Barbary	Ki. Sells	Carder	Rivera	Bernardini	Richardson	Schaeffer	Silva
Feb. 28	15	1-1	at Clemson	Stiles	Barbary	Ki. Sells	Carder	Rivera	Bernardini	Richardson	Keller	Schaeffer
Mar. 1	17	1-0	at Clemson	Stiles	Barbary	Ki. Sells	Bernardini	Rivera	Richardson	Troutman	Ernstes	Romero
Mar. 4	18	1-0	at UAB	Stiles	Barbary	Ki. Sells	Bernardini	Rivera	Richardson	Carder	Romero	Silva
Mar. 6	19	1-0	vs. New Mexico	Stiles	Barbary	Ki. Sells	Bernardini	Carder	Richardson	Troutman	Romero	Silva
Mar. 6	20	1-0	at South Alabama	Stiles	Barbary	Ki. Sells	Bernardini	Rivera	Richardson	Troutman	Romero	Keller
Mar. 7	21	1-0	vs. New Mexico	Stiles	Barbary	Ki. Sells	Bernardini	Rivera	Keller	Carder	Romero	Richardson
Mar. 7	22	1-0	vs. Samford	Stiles	Barbary	Ki. Sells	Bernardini	Rivera	Stevens	Romero	Silva	Richardson
Mar. 8	22	2-0	at South Alabama	Stiles	Barbary	Ki. Sells	Bernardini	Rivera	Stevens	Romero	Silva	Richardson
Mar. 10	21	2-0	SOUTHEAST MISSOURI	Stiles	Barbary	Ki. Sells	Bernardini	Rivera	Keller	Carder	Romero	Richardson
Mar. 10	23	1-0	SOUTHEAST MISSOURI	Stiles	Barbary	Ki. Sells	Bernardini	Rivera	Stevens	Schaeffer	Silva	Ernstes
Mar. 13	24	1-0	TENNESSEE*	Stiles	Ki. Sells	Barbary	Bernardini	Rivera	Carder	Schaeffer	Silva	Richardson
Mar. 14	25	1-0	TENNESSEE*	Stiles	Ki. Sells	Barbary	Bernardini	Rivera	Troutman	Romero	Keller	Richardson
Mar. 15	26	0-1	TENNESSEE*	Stiles	Barbary	Ki. Sells	Bernardini	Troutman	Rivera	Keller	Schaeffer	Richardson
Mar. 18	27	1-0	UAB	Stiles	Barbary	Ki. Sells	Bernardini	Troutman	Rivera	Schaeffer	Silva	Richardson
Mar. 20	28	0-1	at Georgia*	Stiles	Barbary	Ki. Sells	Troutman	Schaeffer	Bernardini	Carder	Silva	Richardson
Mar. 21	29	1-0	at Georgia*	Stiles	Barbary	Ki. Sells	Troutman	Bernardini	Rivera	Romero	Silva	Richardson
Mar. 22	30	0-1	at Georgia*	Stiles	Barbary	Ki. Sells	Rivera	Troutman	Bernardini	Schaeffer	Silva	Richardson
Mar. 25	31	1-0	UT MARTIN	Ki. Sells	Stiles	Barbary	Rivera	Troutman	Bernardini	Silva	Schaeffer	Richardson
Mar. 28	31	1-1	SOUTH CAROLINA*	Ki. Sells	Stiles	Barbary	Rivera	Troutman	Bernardini	Silva	Schaeffer	Richardson
Mar. 29	32	1-0	SOUTH CAROLINA*	Ki. Sells	Stiles	Barbary	Ernstes	Bernardini	Troutman	Keller	Rivera	Romero
Mar. 30	33	1-0	SOUTH CAROLINA*	Ki. Sells	Stiles	Barbary	Ernstes	Bernardini	Keller	Carder	Rivera	Romero
Apr. 3	34	0-1	at Florida*	Ki. Sells	Stiles	Barbary	Ernstes	Bernardini	Carder	Keller	Rivera	Romero
Apr. 4	35	1-0	at Florida*	Ki. Sells	Stiles	Carder	Ernstes	Bernardini	Barbary	Rivera	Silva	Romero
Apr. 5	35	1-1	at Florida*	Ki. Sells	Stiles	Carder	Ernstes	Bernardini	Barbary	Rivera	Silva	Romero
Apr. 10	36	1-0	ARKANSAS*	Ki. Sells	Stiles	Carder	Ernstes	Barbary	Bernardini	Rivera	Keller	Romero
Apr. 11	37	0-1	ARKANSAS*	Ki. Sells	Stiles	Carder	Barbary	Ernstes	Bernardini	Rivera	Silva	Schaeffer
Apr. 12	38	0-1	ARKANSAS*	Ki. Sells	Stiles	Barbary	Ernstes	Carder	Bernardini	Rivera	Keller	Schaeffer
Apr. 17	39	0-1	at Texas A&M*	Stiles	Barbary	Ki. Sells	Keller	Troutman	Bernardini	Rivera	Schaeffer	Richardson
Apr. 18	40	0-1	at Texas A&M*	Stiles	Barbary	Ki. Sells	Ernstes	Carder	Bernardini	Rivera	Schaeffer	Keller
Apr. 19	41	0-1	at Texas A&M*	Stiles	Barbary	Ki. Sells	Ernstes	Carder	Bernardini	Rivera	Romero	Keller
Apr. 24	42	1-0	LSU*	Stiles	Barbary	Ki. Sells	Ernstes	Carder	Romero	Bernardini	Rivera	Keller
Apr. 25	43	1-0	LSU*	Stiles	Barbary	Ki. Sells	Ernstes	Carder	Romero	Bernardini	Rivera	Richardson
Apr. 26	42	1-1	LSU*	Stiles	Barbary	Ki. Sells	Ernstes	Carder	Romero	Bernardini	Rivera	Keller
Apr. 30	44	1-0	at Ole Miss*	Stiles	Barbary	Romero	Ernstes	Carder	Ki. Sells	Bernardini	Rivera	Grassel
May 1	45	0-1	at Ole Miss*	Stiles	Barbary	Romero	Ernstes	Ki. Sells	Carder	Bernardini	Rivera	Grassel
May 2	46	0-1	at Ole Miss*	Stiles	Barbary	Romero	Troutman	Ki. Sells	Ernstes	Rivera	Keller	Grassel
May 5	47	1-0	at Kentucky	Stiles	Barbary	Romero	Troutman	Ernstes	Ki. Sells	Rivera	Bernardini	Keller
May 6	47	1-1	vs. Arkansas	Stiles	Barbary	Romero	Troutman	Ernstes	Ki. Sells	Rivera	Bernardini	Keller
May 15	48	1-0	vs. Saint Mary's (CA)	Stiles	Romero	Barbary	Ki. Sells	Keller	Bernardini	Ernstes	Rivera	Grassel
May 16	49	1-0	at Oregon	Stiles	Grassel	Barbary	Romero	Keller	Bernardini	Ki. Sells	Ernstes	Rivera
May 17	49	2-0	vs. Saint Mary's (CA)	Stiles	Grassel	Barbary	Romero	Keller	Bernardini	Ki. Sells	Ernstes	Rivera

LEADOFF: Stiles (49), Ki. Sells (10)**2ND:** Barbary (44), Stiles (10), Grassel (2), Ki. Sells (2), Romero (1)**3RD:** Ki. Sells (39), Barbary (11), Romero (5), Carder (4)**CLEANUP:** Ernstes (16), Bernardini (13), Carder (13), Troutman (9), Rivera (3), Romero (2), Barbary (1), Keller (1), Ki. Sells (1)**5TH:** Rivera (15), Bernardini (11), Carder (11), Troutman (6), Ernstes (5), Richardson (4), Keller (3), Ki. Sells (2), Barbary (1), Schaeffer (1)**6TH:** Bernardini (19), Richardson (6), Rivera (6), Keller (5), Troutman (5), Carder (4), Ernstes (3), Romero (3), Ki. Sells (3), Stevens (3), Barbary (2)**7TH:** Rivera (14), Bernardini (10), Richardson (6), Carder (5), Keller (5), Ernstes (4), Romero (4), Schaeffer (4), Troutman (3), Ki. Sells (2), Silva (2)**8TH:** Keller (11), Rivera (11), Silva (11), Schaeffer (7), Romero (6), Richardson (5), Bernardini (4), Ernstes (3), Troutman (1)**9TH:** Schaeffer (16), Richardson (15), Romero (10), Keller (7), Grassel (4), Silva (4), Rivera (2), Ernstes (1)

GAME-BY-GAME STARTERS (DEFENSIVE POSITIONS)

DATE	NO.	RECORD	OPPONENT	C	1B	2B	3B	SS	LF	CF	RF	DP
Feb. 5	1	1-0	at Baylor	Rivera	Ernstes	Romero	Barbary	Stiles	Bernardini	Richardson	Ki. Sells	Carder
Feb. 6	2	1-0	vs. Northwestern State	Carder	Ernstes	Romero	Barbary	Stiles	Bernardini	Richardson	Ki. Sells	Troutman
Feb. 6	3	1-0	vs. Wichita State	Rivera	Ernstes	Romero	Barbary	Stiles	Bernardini	Richardson	Ki. Sells	Troutman
Feb. 7	4	1-0	vs. New Mexico	Carder	Ernstes	Schaeffer	Barbary	Stiles	Bernardini	Richardson	Ki. Sells	Troutman
Feb. 10	5	1-0	SOUTHERN MISS	Rivera	Ernstes	Schaeffer	Barbary	Stiles	Bernardini	Richardson	Ki. Sells	Troutman
Feb. 13	4	2-0	MURRAY STATE	Carder	Ernstes	Schaeffer	Barbary	Stiles	Bernardini	Richardson	Ki. Sells	Troutman
Feb. 13	6	1-0	RUTGERS	Rivera	Ernstes	Schaeffer	Barbary	Stiles	Richardson	Keller	Ki. Sells	Carder
Feb. 14	7	1-0	RUTGERS	Rivera	Ernstes	Schaeffer	Barbary	Stiles	Bernardini	Keller	Ki. Sells	Carder
Feb. 14	8	1-0	NORTH TEXAS	Carder	Richardson	Schaeffer	Barbary	Stiles	Bernardini	Keller	Ki. Sells	Troutman
Feb. 15	8	2-0	NORTH TEXAS	Carder	Richardson	Schaeffer	Barbary	Stiles	Bernardini	Keller	Ki. Sells	Troutman
Feb. 18	9	1-0	MEMPHIS	Rivera	Richardson	Schaeffer	Barbary	Stiles	Bernardini	Keller	Ki. Sells	Carder
Feb. 20	8	2-1	BELMONT	Carder	Richardson	Schaeffer	Barbary	Stiles	Bernardini	Keller	Ki. Sells	Troutman
Feb. 20	9	2-0	SAMFORD	Rivera	Richardson	Schaeffer	Barbary	Stiles	Bernardini	Keller	Ki. Sells	Carder
Feb. 21	9	3-0	BELMONT	Rivera	Richardson	Schaeffer	Barbary	Stiles	Bernardini	Keller	Ki. Sells	Carder
Feb. 21	10	1-0	DELAWARE STATE	Carder	Ernstes	Schaeffer	Barbary	Stiles	Bernardini	Keller	Ki. Sells	Rivera
Feb. 25	9	4-0	at Georgia Tech	Rivera	Richardson	Schaeffer	Barbary	Stiles	Bernardini	Keller	Ki. Sells	Carder
Feb. 27	11	1-0	vs. Wofford	Rivera	Richardson	Schaeffer	Barbary	Stiles	Bernardini	Silva	Ki. Sells	Carder
Feb. 28	12	1-0	vs. Georgia Southern	Carder	Richardson	Schaeffer	Barbary	Stiles	Bernardini	Silva	Ki. Sells	Rivera
Feb. 28	9	4-1	at Clemson	Rivera	Richardson	Schaeffer	Barbary	Stiles	Bernardini	Keller	Ki. Sells	Carder
Mar. 1	3	2-0	at Clemson	Rivera	Ernstes	Romero	Barbary	Stiles	Bernardini	Richardson	Ki. Sells	Troutman
Mar. 4	13	1-0	at UAB	Rivera	Richardson	Romero	Barbary	Stiles	Bernardini	Silva	Ki. Sells	Carder
Mar. 6	14	1-0	vs. New Mexico	Carder	Richardson	Romero	Barbary	Stiles	Bernardini	Silva	Ki. Sells	Troutman
Mar. 6	15	1-0	at South Alabama	Rivera	Richardson	Romero	Barbary	Stiles	Bernardini	Keller	Ki. Sells	Troutman
Mar. 7	16	1-0	vs. New Mexico	Carder	Richardson	Romero	Barbary	Stiles	Bernardini	Keller	Ki. Sells	Rivera
Mar. 7	17	1-0	vs. Samford	Rivera	Richardson	Romero	Barbary	Stiles	Bernardini	Silva	Ki. Sells	Stevens
Mar. 8	17	2-0	at South Alabama	Rivera	Richardson	Romero	Barbary	Stiles	Bernardini	Silva	Ki. Sells	Stevens
Mar. 10	16	2-0	SOUTHEAST MISSOURI	Carder	Richardson	Romero	Barbary	Stiles	Bernardini	Keller	Ki. Sells	Rivera
Mar. 10	18	1-0	SOUTHEAST MISSOURI	Rivera	Ernstes	Schaeffer	Barbary	Stiles	Bernardini	Silva	Ki. Sells	Stevens
Mar. 13	11	2-0	TENNESSEE*	Rivera	Richardson	Schaeffer	Barbary	Stiles	Bernardini	Silva	Ki. Sells	Carder
Mar. 14	15	2-0	TENNESSEE*	Rivera	Richardson	Romero	Barbary	Stiles	Bernardini	Keller	Ki. Sells	Troutman
Mar. 15	19	0-1	TENNESSEE*	Rivera	Richardson	Schaeffer	Barbary	Stiles	Bernardini	Keller	Ki. Sells	Troutman
Mar. 18	20	1-0	UAB	Rivera	Richardson	Schaeffer	Barbary	Stiles	Bernardini	Silva	Ki. Sells	Troutman
Mar. 20	21	0-1	at Georgia*	Carder	Richardson	Schaeffer	Barbary	Stiles	Bernardini	Silva	Ki. Sells	Troutman
Mar. 21	22	1-0	at Georgia*	Rivera	Richardson	Romero	Barbary	Stiles	Bernardini	Silva	Ki. Sells	Troutman
Mar. 22	20	2-1	at Georgia*	Rivera	Richardson	Schaeffer	Barbary	Stiles	Bernardini	Silva	Ki. Sells	Troutman
Mar. 25	20	3-1	UT MARTIN	Rivera	Richardson	Schaeffer	Barbary	Stiles	Bernardini	Silva	Ki. Sells	Troutman
Mar. 28	20	3-2	SOUTH CAROLINA*	Rivera	Richardson	Schaeffer	Barbary	Stiles	Bernardini	Silva	Ki. Sells	Troutman
Mar. 29	23	1-0	SOUTH CAROLINA*	Rivera	Ernstes	Romero	Barbary	Stiles	Bernardini	Keller	Ki. Sells	Troutman
Mar. 30	24	1-0	SOUTH CAROLINA*	Rivera	Ernstes	Romero	Barbary	Stiles	Bernardini	Keller	Ki. Sells	Carder
Apr. 3	24	1-1	at Florida*	Rivera	Ernstes	Romero	Barbary	Stiles	Bernardini	Keller	Ki. Sells	Carder
Apr. 4	25	1-0	at Florida*	Rivera	Ernstes	Romero	Barbary	Stiles	Bernardini	Silva	Ki. Sells	Carder
Apr. 5	25	1-1	at Florida*	Rivera	Ernstes	Romero	Barbary	Stiles	Bernardini	Silva	Ki. Sells	Carder
Apr. 10	24	2-1	ARKANSAS*	Rivera	Ernstes	Romero	Barbary	Stiles	Bernardini	Keller	Ki. Sells	Carder
Apr. 11	26	0-1	ARKANSAS*	Rivera	Ernstes	Schaeffer	Barbary	Stiles	Bernardini	Silva	Ki. Sells	Carder
Apr. 12	7	1-1	ARKANSAS*	Rivera	Ernstes	Schaeffer	Barbary	Stiles	Bernardini	Keller	Ki. Sells	Carder
Apr. 17	23	1-2	at Texas A&M*	Rivera	Richardson	Schaeffer	Barbary	Stiles	Bernardini	Keller	Ki. Sells	Troutman
Apr. 18	7	1-3	at Texas A&M*	Rivera	Ernstes	Schaeffer	Barbary	Stiles	Bernardini	Keller	Ki. Sells	Carder
Apr. 19	25	1-1	at Texas A&M*	Rivera	Ernstes	Romero	Barbary	Stiles	Bernardini	Keller	Ki. Sells	Carder
Apr. 24	25	2-1	LSU*	Rivera	Ernstes	Romero	Barbary	Stiles	Bernardini	Keller	Ki. Sells	Carder
Apr. 25	1	2-0	LSU*	Rivera	Ernstes	Romero	Barbary	Stiles	Bernardini	Richardson	Ki. Sells	Carder
Apr. 26	25	2-2	LSU*	Rivera	Ernstes	Romero	Barbary	Stiles	Bernardini	Keller	Ki. Sells	Carder
Apr. 30	27	1-0	at Ole Miss*	Rivera	Ernstes	Romero	Barbary	Stiles	Bernardini	Grassel	Ki. Sells	Carder
May 1	27	1-1	at Ole Miss*	Rivera	Ernstes	Romero	Barbary	Stiles	Bernardini	Grassel	Ki. Sells	Carder
May 2	28	0-1	at Ole Miss*	Rivera	Ernstes	Romero	Barbary	Stiles	Grassel	Keller	Ki. Sells	Troutman
May 5	23	2-0	at Kentucky	Rivera	Ernstes	Romero	Barbary	Stiles	Bernardini	Keller	Ki. Sells	Troutman
May 6	23	2-1	vs. Arkansas	Rivera	Ernstes	Romero	Barbary	Stiles	Bernardini	Keller	Ki. Sells	Troutman
May 15	29	1-0	vs. Saint Mary's (CA)	Rivera	Ernstes	Romero	Barbary	Stiles	Bernardini	Keller	Ki. Sells	Grassel
May 16	29	2-0	at Oregon	Rivera	Ernstes	Romero	Barbary	Stiles	Bernardini	Keller	Ki. Sells	Grassel
May 17	29	3-0	vs. Saint Mary's (CA)	Rivera	Ernstes	Romero	Barbary	Stiles	Bernardini	Keller	Ki. Sells	Grassel

P: Faircloth (26), Goold (26), Ammon (12), Everett (1)**C:** Rivera (47), Carder (12)**1B:** Ernstes (32), Richardson (27)**2B:** Romero (31), Schaeffer (28)**3B:** Barbary (59)**SS:** Stiles (59)**LF:** Bernardini (57), Grassel (1), Richardson (1)**CF:** Keller (32), Silva (17), Richardson (8), Grassel (2)**RF:** Ki. Sells (59)**DP:** Carder (25), Troutman (24), Rivera (4), Grassel (3), Stevens (3)

THE LAST TIME IT HAPPENED

MISSISSIPPI STATE

TEAM OFFENSE

Had 10+ hits	14 at Florida	Apr. 4, 2026
Had 15+ hits	15 vs. Washington	May 17, 2025
Scored 5+ runs	5 vs. Saint Mary's (CA)	May 17, 2026
Scored 10+ runs	19 vs. Delaware State	Feb. 21, 2026
Scored 15+ runs	19 vs. Delaware State	Feb. 21, 2026
Hit 2+ home runs	2 vs. Saint Mary's (CA)	May 17, 2026
Hit 3+ home runs	3 at Florida	Apr. 5, 2026
Stole 4+ bases	4 vs. Southeast Missouri (G1)	Mar. 10, 2026
Left 10 runners on base	10 at Ole Miss	May 1, 2026

INDIVIDUAL OFFENSE

Had 3+ hits	Kinley Keller (3)	at Texas A&M, Apr. 19, 2026
Had 4+ hits	Nadia Barbary (4)	vs. Samford, Feb. 20, 2026
Hit for the cycle	Never	
Scored 3+ runs	Kiarra Sells (3)	vs. Samford, Feb. 20, 2026
Scored 4+ runs	Sierra Sacco (4)	at Northwestern, Mar. 21, 2025
Drove in 3+ RBIs	Tatum Silva (3)	vs. Saint Mary's (CA), May 17, 2026
Drove in 4+ RBIs	Xiane Romero (5)	at Texas A&M, Apr. 19, 2026
Drove in 5+ RBIs	Xiane Romero (5)	at Texas A&M, Apr. 19, 2026
Drove in 6+ RBIs	Madisyn Kennedy (7)	vs. ULM, Mar. 13, 2024
Hit 2+ doubles	Paige Ernestes (2)	at Florida, Apr. 4, 2026
Hit a triple	Xiane Romero	at Clemson, Mar. 1, 2026
Hit 2+ triples	Kat Moore (2)	vs. Tennessee, Apr. 5, 2018
Hit 2+ home runs	Kiarra Sells (2)	at South Alabama, Mar. 8, 2026
Hit a walk-off, game-winning HR	Jessie Blaine	vs. Ole Miss, May 1, 2025
Hit a grand slam	Xiane Romero	at Texas A&M, Apr. 19, 2026
Led off 1st inn. with HR	Morgan Stiles	vs. New Mexico, Feb. 7, 2026
Stole 3+ bases	Seirra Sacco (3)	vs. Tennessee, Apr. 12, 2024
Stole home	Abby Grace Richardson (1st inn.)	vs. Southeast Missouri (G1), Mar. 10, 2026
Drew 3+ walks	Kiarra Sells (3)	at Georgia, Mar. 22, 2026
Drew 4+ walks	Jessie Blaine (4)	at Kentucky (G2), Apr. 26, 2025

TEAM PITCHING

Threw a no-hitter	at Oregon	May 16, 2026
Threw a shutout	vs. Saint Mary's (CA)	May 17, 2026
Recorded 10+ strikeouts	14 vs. Saint Mary's (CA)	May 17, 2026
Recorded 15+ strikeouts	15 at North Alabama (G1)	Apr. 3, 2021

INDIVIDUAL PITCHING

Threw a no-hitter	Alyssa Faircloth	at Oregon, May 16, 2026
Threw a shutout	Alyssa Faircloth	vs. Saint Mary's (CA), May 17, 2026
Recorded 10+ strikeouts	Alyssa Faircloth (14)	vs. Saint Mary's (CA), May 17, 2026
Recorded 15+ strikeouts	Annie Willis (19)	vs. Mississippi Valley State, Mar. 6, 2020
Gave up 10+ hits	Raelin Chaffin (14)	at Texas Tech, May 18, 2028
Walked 5+ batters	Alyssa Faircloth (5)	vs. LSU, Apr. 24, 2026
Struck out the side	Alyssa Faircloth	vs. Saint Mary's (CA) (2nd, 3rd, 4th inn.), May 17, 2026

TEAM DEFENSE

Did not commit an error	at Oregon	May 16, 2026
Committed 2+ errors	2 at Florida	Apr. 5, 2026
Committed 4+ errors	4 at Auburn	May 6, 2023
Turned a double play	2 at Ole Miss	May 1, 2026
Turned a triple play	vs. Auburn	May 4, 1997
Threw a runner out at the plate	at Kentucky (Bot 7th, 3-3)	May 5, 2026

INDIVIDUAL DEFENSE

Recorded 10+ putouts	Des Rivera (13)	vs. Saint Mary's (CA), May 17, 2026
Recorded 15+ putouts	Des Rivera (15)	vs. UAB, Mar. 18, 2026
Recorded 5+ assists	Kylee Edwards (5)	vs. Northwestern State, Mar. 2, 2025
Committed 2+ errors	Morgan Stiles (2)	at Northwestern (G1), Mar. 22, 2025

MISCELLANEOUS

Won in extra innings	3-2 (8 inn.) vs. Saint Mary's (CA)	May 15, 2026
Won by 8-run rule	9-0 (5 inn.) vs. Southeast Missouri (G1)	Mar. 10, 2026
Scored 8+ runs in an inning	8 (1st inn.) at Tennessee (G1)	Apr. 5, 2025
Had 7+ hits in an inning	9 (4th inn.) at Northwestern	Mar. 21, 2025
Hit back-to-back home runs	3rd inning at Florida	Apr. 5, 2026
Drew 4+ walks in an inning	4 (4th inn.) at Ole Miss	May 1, 2026

OPPONENT

TEAM OFFENSE

Had 10+ hits	15 at Texas A&M	Apr. 19, 2026
Had 15+ hits	15 at Texas A&M	Apr. 19, 2026
Scored 5+ runs	5 vs. LSU	Apr. 26, 2026
Scored 10+ runs	10 at Texas A&M	Apr. 19, 2026
Scored 15+ runs	21 vs. Ole Miss	Apr. 19, 2019
Hit 2+ home runs	2 at Kentucky	May 5, 2026
Hit 3+ home runs	3 vs. Memphis	Feb. 19, 2026
Stole 4+ bases	5 at Auburn	May 5, 2023
Left 10 runners on base	10 at Texas A&M	Apr. 18, 2026

INDIVIDUAL OFFENSE

Had 3+ hits	Paistie Allen (3)	at Texas A&M, Apr. 19, 2026
Had 4+ hits	Karissa Hamilton (4)	at Kentucky (G2), Apr. 26, 2025
Hit for the cycle	Never	
Scored 3+ runs	Ella McDowell (3)	vs. Arkansas, Apr. 12, 2026
Scored 4+ runs	Koko Wooley (4)	vs. Texas A&M (G2), Mar. 16, 2024
Drove in 3+ RBIs	Karissa Hamilton (3)	at Kentucky, May 5, 2026
Drove in 4+ RBIs	Mya Perez (4)	at Texas A&M, Apr. 19, 2026
Drove in 5+ RBIs	Alycia Flores (5)	vs. Washington, May 17, 2025
Drove in 6+ RBIs	Karissa Hamilton (6)	at Kentucky (G2), Apr. 26, 2025
Hit 2+ doubles	Lexi Winters (3)	vs. South Carolina, Mar. 30, 2026
Hit a triple	Jaydyn Goodwin	at Georgia, Mar. 20, 2026
Hit 2+ triples	Rachel Anderson (2)	vs. SE Missouri, Mar. 8, 2020
Hit 2+ home runs	Karissa Hamilton (2)	at Kentucky, May 5, 2026
Hit a walk-off, game-winning HR	Rachel Connors	at Ole Miss, May 2, 2026
Hit a grand slam	Alycia Flores	vs. Washington, May 17, 2025
Led off 1st inn. with HR	Kennedy Bunker	at Ole Miss, May 1, 2026
Stole 3+ bases	Koko Wooley (3)	vs. Texas A&M (G2), Mar. 16, 2024
Stole home	Shelby Kunkel (1st inn.)	vs. Miami (Ohio), Feb. 23, 2025
Drew 3+ walks	Ella McDowell (3)	vs. Arkansas, Apr. 12, 2026
Drew 4+ walks	Bailey Castro (4)	vs. Florida, Mar. 29, 2015

TEAM PITCHING

Threw a no-hitter	at Georgia	Mar. 25, 2023
Threw a shutout	vs. Arkansas	May 6, 2026
Recorded 10+ strikeouts	13 vs. Belmont	Feb. 20, 2026
Recorded 15+ strikeouts	16 at Alabama	Mar. 3, 2021

INDIVIDUAL PITCHING

Threw a no-hitter	Shelby Walters	at Georgia, Mar. 25, 2023
Threw a shutout	Emilee Boyer	at Ole Miss, May 2, 2026
Recorded 10+ strikeouts	Maya Johnson (13)	vs. Belmont, Feb. 20, 2026
Recorded 15+ strikeouts	Montana Fouts (16)	at Alabama, Mar. 3, 2021
Gave up 10+ hits	Brandy Phillips (11)	vs. Samford, Feb. 20, 2026
Walked 5+ batters	Kyra Aycock (6)	at Ole Miss, May 1, 2026
Struck out the side	Emilee Boyer	at Ole Miss (2nd inn.), Apr. 30, 2026

TEAM DEFENSE

Did not commit an error	vs. Saint Mary's (CA)	May 17, 2026
Committed 2+ errors	3 vs. Saint Mary's (CA)	May 15, 2026
Committed 4+ errors	4 vs. Memphis	Feb. 19, 2026
Turned a double play	vs. Saint Mary's (CA)	May 17, 2026
Turned a triple play	vs. Troy	Mar. 3, 2024
Threw a runner out at the plate	at Kentucky (Top 1st, 0-0)	May 5, 2026

INDIVIDUAL DEFENSE

Recorded 10+ putouts	Stefini Ma'ake (10)	at Oregon, May 16, 2026
Recorded 15+ putouts	Jen Cummings (16)	vs. South Carolina, Mar. 17, 2023
Recorded 5+ assists	Bailey Lindemuth (5)	at Georgia, Mar. 21, 2026
Committed 2+ errors	Hannah Ferguson (2)	vs. Saint Mary's (CA), May 15, 2026

MISCELLANEOUS

Won in extra innings	1-3 (9 inn.) vs. Tennessee	Mar. 13, 2026
Won by 8-run rule	0-8 (5 inn.) vs. Arkansas	Apr. 11, 2026
Scored 8+ runs in an inning	9 (2nd inn.) at Texas A&M	Apr. 19, 2026
Had 7+ hits in an inning	9 (2nd inn.) at Texas A&M	Apr. 19, 2026
Hit back-to-back home runs	5th inning vs. Arkansas	Apr. 11, 2026
Drew 4+ walks in an inning	4 (2nd inn.) at Texas A&M	Apr. 18, 2026

LATEST MSU COMEBACK VICTORIES

2+ run deficit	vs. Saint Mary's (CA)	May 15, 2026	Trailed 0-2 in Top 1st	Won, 3-2 (8)	Winning play: Nadia Barbary single plus error scores runner from 1B (MSU leads 3-2; game over)
3+ run deficit	Auburn	Mar. 10, 2025	Trailed 0-4 in Bottom 4th	Won, 7-4	Winning play: Nadia Barbary grand slam (MSU leads 7-4 in Bottom 4th)
4+ run deficit	Auburn	Mar. 10, 2025	Trailed 0-4 in Bottom 4th	Won, 7-4	Winning play: Nadia Barbary grand slam (MSU leads 7-4 in Bottom 4th)
5+ run deficit	vs. Miami (Ohio)	Feb. 23, 2025	Trailed 1-6 in Bottom 2nd	Won 11-7	Winning play: Error by 2B, runner scores from second (MSU leads 8-6 in Bottom 2nd)
6+ run deficit	Florida	Mar. 28, 2024	Trailed 6-12 in Bottom 6th	Won 13-12	Winning play: Paige Cook 2-run home run to center (MSU leads 13-12 in Bottom 6th)

RECORD WATCH

INDIVIDUAL CAREER

SLUGGING PERCENTAGE (MIN. 200 AB)

1.	.775	Mia Davidson	2018-22
4.	.661	Iyhia McMichael	2001-04
5.	.632	Kiarra Sells	2023-Pr.

ON-BASE PERCENTAGE (MIN. 200 AB)

1.	.544	Kellie Wilkerson	1999-02
5.	.470	Mia Davidson	2018-22
6.	.465	Kiarra Sells	2023-Pr.

OPS (MIN. 200 AB)

1.	1.257	Kellie Wilkerson	1999-02
5.	1.141	Iyhia McMichael	2001-04
6.	1.097	Kiarra Sells	2023-Pr.

DOUBLES

1.	61	Kellie Wilkerson	1999-02
6.	47	Mia Davidson	2018-22
7.	46	Nadia Barbary	2023-Pr.

HOME RUNS

1.	92	Mia Davidson	2018-22
5.	37	Caroline Seitz	2014-17
7.	33	Nadia Barbary	2023-Pr.

RUNS BATTED IN

1.	220	Mia Davidson	2018-22
9.	140	Kai'li Smith	2009-12
10.	139	Nadia Barbary	2023-Pr.

TOTAL BASES

1.	610	Mia Davidson	2018-22
8.	400	Michelle Gates	1997-00
9.	349	Nadia Barbary	2023-Pr.

HIT-BY-PITCHES

1.	57	Mia Davidson	2018-22
T7.	28	Calyn Adams	2015-18
	28	Courtney Bures	2005-08
9.	27	Kiarra Sells	2023-Pr.

SHUTOUTS

1.	14	Three players	
7.	9	Alicia Judd	1997-98
T8.	8	Peja Goold	2026
	8	Three others	

FIELDING PCT. (MIN. 250 CHANCES)

1.	.996	Des Rivera	2026
2.	.991	Lindsay Hunley	2005-08

INDIVIDUAL SEASON

OPS (MIN. 50 AB)

1.	1.431	Iyhia McMichael	2004
T9.	1.222	Madisyn Kennedy	2024
	1.222	Kellie Wilkerson	2002
--	1.179	Kiarra Sells	2026

SACRIFICE FLIES

T1.	5	Des Rivera	2026
	5	Three others	

EARNED RUN AVERAGE (MIN. 50 IP)

1.	0.79	Kim Davis	1986
8.	1.59	Vicki Bonar	1985
9.	1.70	Leila Ammon	2026

OPP. BATTING AVERAGE (MIN. 50 IP)

T1.	.169	Leila Ammon	2026
	.169	Annie Willis	2020
T3.	.176	Alyssa Faircloth	2026
	.176	Alison Owen	2013
5.	.177	Peja Goold	2026

WALKS ALLOWED / 7 INNINGS (MIN. 50 IP)

1.	0.78	Allison Owen	2013
8.	1.29	Elizabeth Woolven	2008
9.	1.30	Leila Ammon	2026

STRIKEOUTS

1.	261	Alyssa Faircloth	2026
2.	250	Alison Owen	2013
7.	183	Ragan Blake	2006
8.	178	Peja Goold	2026

STRIKEOUTS LOOKING

1.	66	Alyssa Faircloth	2026
2.	57	Autumn Anderson	1998

STRIKEOUTS / 7 INNINGS (MIN. 50 IP)

1.	10.81	Alyssa Faircloth	2026
7	8.59	Emily Williams	2021
8.	8.40	Peja Goold	2026

SHUTOUTS

1.	9	Holly Ward	2018
T2.	8	Peja Goold	2026
	8	Autumn Anderson	1998

FIELDING PCT. (MIN. 150 CHANCES)

T1.	1.000	Paige Ernestes	2026
	1.000	Jessie Blaine	2025
T3.	.997	Jackie McKenna	2023
	.997	Blair Hewett	2006
T5.	.996	Des Rivera	2026

TEAM SEASON

WINS

1.	44	44-27	2000
T2.	41	41-18	2026
	41	41-22	2008

DOUBLES

1.	90		2025
T2.	88		2018, 2002
4.	86		2026

HOME RUNS

1.	74		2025
4.	70		2021
5.	63		2026

BACK-TO-BACK HOME RUNS (SINCE 2015)

1.	7 times		2021
2.	5 times		2022
T3.	4 times		2026, 2025

SACRIFICE FLIES

T1.	21		2025
	21		2024
3.	20		2026

STRIKEOUTS

1.	503		2026
2.	468		2013

STRIKEOUTS / 7 INNINGS

1.	9.27	185.0 IP	2020
2.	9.07	388.0 IP	2026
3.	8.60	381.0 IP	2013

STRIKEOUTS LOOKING

1.	115		2026
2.	109		2021

OPP. BATTING AVERAGE

1.	.158	185.0 IP	2020
2.	.178	388.0 IP	2026
3.	.187	257.2 IP	1986

SHUTOUTS

1.	19		2018
2.	17		1998
3.	16		2026

FIELDING PERCENTAGE

1.	.985	1164-338-23	2026
2.	.977	1106-333-34	2009
3.	.976	1194-334-38	2014

NCAA TOURNAMENT CAREER RECORD WATCH

HITTING

BATTING AVERAGE (MIN. 5 AB)

1.	.522	Morgan Stiles (12-23)	2025-Pr.
2.	.500	Carmen Carter (6-12)	2015-18
	.500	Keri McCallum (7-14)	1997-00

ON-BASE PERCENTAGE (MIN. 5 AB)

1.	.625	Mackenzie Toler (9 AB)	2014-16
2.	.600	Keri McCallum (14 AB)	1997-00
3.	.577	Morgan Stiles (23 AB)	2025-Pr.

HITS

1.	13	Three players tied	
4.	12	Chloe Malau'ulu	2019-23
T5.	11	Morgan Stiles	2025-Pr.
	11	Two others tied	

RUNS

T1.	9	Nadia Barbary	2023-Pr.
	9	Mia Davidson	2018-22
	9	Kat Moore	2016-19

HOME RUNS

1.	5	Mia Davidson	2018-22
2.	3	Nadia Barbary	2023-Pr.

HITTING (CONT.)

TOTAL BASES

1.	28	Mia Davidson	2018-22
2.	21	Kat Moore	2016-19
3.	20	Nadia Barbary	2023-Pr.

FIELDING

ASSISTS

1.	33	Courtney Bures	2005-08
2.	29	Callye Williams	
3.	21	Tanelda McDonald	2002-05
4.	20	Nadia Barbary	2023-Pr.

PITCHING

EARNED RUN AVERAGE (MIN. 3 IP)

1.	0.00	Alyssa Faircloth (15.2 IP)	2026-Pr.
	0.00	Stephanie Comeaux (3.2 IP)	2004-07
	0.00	Kellie Wilkerson (5.0 IP)	1999-02

STRIKEOUTS

1.	35	Alexis Silkwood	2014-17
2.	29	Alison Owen	2013-14
3.	26	Alyssa Faircloth	2026-Pr.

PITCHING (CONT.)

STRIKEOUTS / 7 INNINGS (MIN. 3 IP)

1.	11.62	Alyssa Faircloth (15.2 IP)	2026-Pr.
2.	9.95	Peja Goold (6.1 IP)	2026-Pr.
3.	9.80	Kellie Wilkerson (5.0 IP)	1999-02

OPP. BATTING AVERAGE (MIN. 3 IP)

1.	.043	Alyssa Faircloth (15.2 IP)	2026-Pr.
2.	.083	Stephanie Comeaux (3.2 IP)	2004-07
3.	.125	Grace Fagan (4.2 IP)	2019-23
4.	.169	Kylie Vry (15.1 IP)	2010-13
5.	.174	Peja Goold (6.1 IP)	2026-Pr.

WINS

1.	4	Aspen Wesley	2020-24
T2.	3	Alyssa Faircloth	2026-Pr.
	3	Annie Willis	2020-22

SHUTOUTS

T1.	2	Alyssa Faircloth	2026-Pr.
	2	Aspen Wesley	2020-24

NCAA TOURNAMENT CAREER STATS

NADIA BARBARY

	AVG	GP-GS	AB	R	H	2B	3B	HR	RBI	TB	SLG	BB	HBP	SO	GDP	OBP	SF	SH	SB-ATT	PO	A	E	FLD
2024	.167	3-3	6	0	1	0	0	0	0	1	.167	0	0	3	0	.167	0	1	0-0	1	7	2	.800
2025	.333	4-4	15	7	5	2	0	1	3	10	.667	1	0	2	0	.375	0	0	0-0	1	8	0	1.000
2026	.300	3-3	10	2	3	0	0	2	3	9	.900	1	0	1	0	.364	0	0	0-0	2	5	0	1.000
TOTAL	.290	10-10	31	9	9	2	0	3	6	20	.645	2	0	6	0	.333	0	1	0-0	4	20	2	.923

MORGAN BERNARDINI

	AVG	GP-GS	AB	R	H	2B	3B	HR	RBI	TB	SLG	BB	HBP	SO	GDP	OBP	SF	SH	SB-ATT	PO	A	E	FLD
2025	.000	4-4	8	0	0	0	0	0	0	0	.000	1	0	2	0	.111	0	0	0-0	5	1	1	.857
2026	.286	3-3	7	0	2	0	0	0	0	2	.286	0	0	2	0	.286	0	0	0-0	1	0	0	1.000
TOTAL	.133	7-7	15	0	2	0	0	0	0	2	.133	1	0	4	0	.188	0	0	0-0	6	1	1	.875

ANNA CARDER

* at Southern Illinois

	AVG	GP-GS	AB	R	H	2B	3B	HR	RBI	TB	SLG	BB	HBP	SO	GDP	OBP	SF	SH	SB-ATT	PO	A	E	FLD
2023*	.286	2-2	7	0	2	0	1	0	3	4	.571	2	0	1	0	.444	0	0	0-0	4	1	0	1.000
2024*	.400	4-3	5	2	2	0	0	0	1	2	.400	0	1	2	0	.500	0	0	0-0	4	0	0	1.000
2026	.000	2-0	2	0	0	0	0	0	0	0	.000	0	0	0	1	.000	0	0	0-0	0	0	0	.000
TOTAL	.286	8-5	14	2	4	0	1	0	4	6	.429	2	1	3	1	.412	0	0	0-0	8	1	0	1.000

PAIGE ERNSTES

	AVG	GP-GS	AB	R	H	2B	3B	HR	RBI	TB	SLG	BB	HBP	SO	GDP	OBP	SF	SH	SB-ATT	PO	A	E	FLD
2025	.200	4-0	5	1	1	1	0	0	2	2	.400	0	0	0	0	.200	0	0	0-0	0	0	0	--
2026	.200	3-3	5	0	1	0	0	0	1	1	.200	0	0	0	0	.200	0	1	0-0	11	1	0	1.000
TOTAL	.200	7-3	10	1	2	1	0	0	3	3	.300	0	0	0	0	.200	0	1	0-0	11	1	0	1.000

DELAINEY EVERETT

	ERA	W-L	APP	GS	CG	SHO	SV	IP	H	R	ER	BB	SO	2B	3B	HR	BF	B/AVG	WP	HP	PO	A	E	FLD
2024	0.00	0-0	1	0	0	0	0	3.0	4	0	0	1	1	1	0	0	14	.308	0	0	0	0	0	--
2025	5.60	0-1	2	1	0	0	1	5.0	10	5	4	1	0	0	0	1	26	.400	0	0	1	1	0	1.000
2026	--	--	--	--	--	--	--	--	--	--	--	--	--	--	--	--	--	--	--	--	--	--	--	--
TOTAL	3.50	0-1	3	1	0	0	1	8.0	14	5	4	2	1	1	0	1	40	.368	0	0	1	1	0	1.000

ALYSSA FAIRCLOTH

	ERA	W-L	APP	GS	CG	SHO	SV	IP	H	R	ER	BB	SO	2B	3B	HR	BF	B/AVG	WP	HP	PO	A	E	FLD
2026	0.00	3-0	3	2	2	2	0	15.2	2	0	0	6	26	1	0	0	55	.043	0	1	0	1	0	1.000
TOTAL	0.00	3-0	3	2	2	2	0	15.2	2	0	0	6	26	1	0	0	55	.043	0	1	0	1	0	1.000

PEJA GOOLD

* at Chattanooga

	ERA	W-L	APP	GS	CG	SHO	SV	IP	H	R	ER	BB	SO	2B	3B	HR	BF	B/AVG	WP	HP	PO	A	E	FLD
2024*	6.22	0-2	2	2	1	0	0	9.0	12	8	8	6	5	0	3	2	42	.353	0	0	0	0	0	--
2026	2.21	0-0	1	1	0	0	0	6.1	4	2	2	3	9	0	0	1	27	.174	0	1	0	1	0	1.000
TOTAL	4.57	0-2	3	3	1	0	0	15.1	16	10	10	9	14	0	3	3	69	.281	0	1	0	1	0	1.000

GRETTA GRASSEL

	AVG	GP-GS	AB	R	H	2B	3B	HR	RBI	TB	SLG	BB	HBP	SO	GDP	OBP	SF	SH	SB-ATT	PO	A	E	FLD
2025	--	2-0	0	1	0	0	0	0	0	0	--	0	0	0	0	--	0	0	0-0	1	0	0	1.000
2026	.100	3-3	10	2	1	0	0	1	2	4	.400	0	0	1	0	.100	0	0	0-0	0	0	0	.000
TOTAL	.100	5-3	10	3	1	0	0	1	2	4	.400	0	0	1	0	.100	0	0	0-0	1	0	0	1.000

KINLEY KELLER

	AVG	GP-GS	AB	R	H	2B	3B	HR	RBI	TB	SLG	BB	HBP	SO	GDP	OBP	SF	SH	SB-ATT	PO	A	E	FLD
2026	.250	3-3	8	2	2	1	0	0	0	3	.375	1	0	0	0	.333	0	0	0-0	5	0	0	1.000
TOTAL	.250	3-3	8	2	2	1	0	0	0	3	.375	1	0	0	0	.333	0	0	0-0	5	0	0	1.000

ABBY GRACE RICHARDSON

	AVG	GP-GS	AB	R	H	2B	3B	HR	RBI	TB	SLG	BB	HBP	SO	GDP	OBP	SF	SH	SB-ATT	PO	A	E	FLD
2025	--	--	--	--	--	--	--	--	--	--	--	--	--	--	--	--	--	--	--	--	--	--	--
2026	.000	3-0	2	0	0	0	0	0	0	0	.000	0	1	0	0	.333	0	0	0-0	3	0	0	1.000
TOTAL	.000	3-0	2	0	0	0	0	0	0	0	.000	0	1	0	0	.333	0	0	0-0	3	0	0	1.000

DES RIVERA

* at Oregon State

	AVG	GP-GS	AB	R	H	2B	3B	HR	RBI	TB	SLG	BB	HBP	SO	GDP	OBP	SF	SH	SB-ATT	PO	A	E	FLD
2022*	.125	9-9	24	0	3	0	0	0	0	3	.125	1	0	4	0	.160	0	0	0-0	44	5	0	1.000
2026	.167	3-3	6	0	1	1	0	0	0	2	.333	0	0	0	0	.167	0	0	0-0	34	4	0	1.000
TOTAL	.133	12-12	30	0	4	1	0	0	0	5	.167	1	0	4	0	.161	0	0	0-0	78	9	0	1.000

XIANE ROMERO

	AVG	GP-GS	AB	R	H	2B	3B	HR	RBI	TB	SLG	BB	HBP	SO	GDP	OBP	SF	SH	SB-ATT	PO	A	E	FLD
2025	--	--	--	--	--	--	--	--	--	--	--	--	--	--	--	--	--	--	--	--	--	--	--
2026	.300	3-3	10	1	3	1	0	0	1	4	.400	0	1	1	0	.364	0	0	0-0	6	0	0	1.000
TOTAL	.300	3-3	10	1	3	1	0	0	1	4	.400	0	1	1	0	.364	0	0	0-0	6	0	0	1.000

NCAA TOURNAMENT CAREER STATS

GABBY SCHAEFFER

	AVG	GP-GS	AB	R	H	2B	3B	HR	RBI	TB	SLG	BB	HBP	SO	GDP	OBP	SF	SH	SB-ATT	PO	A	E	FLD
2026	--	1-0	0	1	0	0	0	0	0	0	--	0	0	0	0	--	0	0	0-0	0	0	0	--
TOTAL	--	1-0	0	1	0	0	0	0	0	0	--	0	0	0	0	--	0	0	0-0	0	0	0	--

KALANI SELLS

	AVG	GP-GS	AB	R	H	2B	3B	HR	RBI	TB	SLG	BB	HBP	SO	GDP	OBP	SF	SH	SB-ATT	PO	A	E	FLD
2025	--	4-0	0	1	0	0	0	0	0	0	--	0	0	0	0	--	0	0	0-0	2	0	0	1.000
2026	--	3-0	0	0	0	0	0	0	0	0	--	0	0	0	0	--	0	0	0-0	1	0	0	1.000
TOTAL	--	7-0	0	1	0	0	0	0	0	0	--	0	0	0	0	--	0	0	0-0	3	0	0	1.000

KIARRA SELLS

	AVG	GP-GS	AB	R	H	2B	3B	HR	RBI	TB	SLG	BB	HBP	SO	GDP	OBP	SF	SH	SB-ATT	PO	A	E	FLD
2024	.000	2-0	0	0	0	0	0	0	0	0	.000	0	0	0	0	.000	0	0	0-0	0	0	0	--
2025	.400	4-4	10	2	4	0	0	0	0	4	.400	1	0	3	0	.455	0	1	0-0	3	0	0	1.000
2026	.143	3-3	7	0	1	0	0	0	0	1	.143	1	1	2	0	.333	0	0	0-0	2	0	0	1.000
TOTAL	.294	9-7	17	2	5	0	0	0	0	5	.294	2	1	5	0	.400	0	1	0-0	5	0	0	1.000

TATUM SILVA

	AVG	GP-GS	AB	R	H	2B	3B	HR	RBI	TB	SLG	BB	HBP	SO	GDP	OBP	SF	SH	SB-ATT	PO	A	E	FLD
2026	.500	3-0	2	2	1	0	0	1	3	4	2.000	0	0	1	0	.500	0	0	0-0	0	0	1	.000
TOTAL	.500	3-0	2	2	1	0	0	1	3	4	2.000	0	0	1	0	.500	0	0	0-0	0	0	1	.000

ABIGAIL STEVENS

	AVG	GP-GS	AB	R	H	2B	3B	HR	RBI	TB	SLG	BB	HBP	SO	GDP	OBP	SF	SH	SB-ATT	PO	A	E	FLD
2026	1.000	1-0	1	0	1	0	0	0	0	1	1.000	0	0	0	0	1.000	0	0	0-0	0	0	0	--
TOTAL	1.000	1-0	1	0	1	0	0	0	0	1	1.000	0	0	0	0	1.000	0	0	0-0	0	0	0	--

MORGAN STILES

	AVG	GP-GS	AB	R	H	2B	3B	HR	RBI	TB	SLG	BB	HBP	SO	GDP	OBP	SF	SH	SB-ATT	PO	A	E	FLD
2025	.615	4-4	13	3	8	0	0	0	3	8	.615	1	0	3	0	.643	0	0	0-0	10	9	1	.950
2026	.400	3-3	10	2	4	1	0	0	0	5	.500	2	0	1	0	.500	0	0	0-0	1	4	0	1.000
TOTAL	.522	7-7	23	5	12	1	0	0	3	13	.565	3	0	4	0	.577	0	0	0-0	11	13	1	.960

ALLY SUPAN

	AVG	GP-GS	AB	R	H	2B	3B	HR	RBI	TB	SLG	BB	HBP	SO	GDP	OBP	SF	SH	SB-ATT	PO	A	E	FLD
2026	--	1-0	0	0	0	0	0	0	0	0	--	0	0	0	0	--	0	0	0-0	0	0	0	--
TOTAL	--	1-0	0	0	0	0	0	0	0	0	--	0	0	0	0	--	0	0	0-0	0	0	0	--

TAYLOR TROUTMAN

	AVG	GP-GS	AB	R	H	2B	3B	HR	RBI	TB	SLG	BB	HBP	SO	GDP	OBP	SF	SH	SB-ATT	PO	A	E	FLD
2026	.000	1-0	1	0	0	0	0	0	0	0	.000	0	0	1	0	.000	0	0	0-0	0	0	0	--
TOTAL	.000	1-0	1	0	0	0	0	0	0	0	.000	0	0	1	0	.000	0	0	0-0	0	0	0	--

MSU IN THE NCAA TOURNAMENT

ALL-TIME RESULTS (28-39, 20 APPEARANCES)

2000 (SEATTLE, WASH.)

May 18	Chattanooga	W, 6-1
May 19	Utah	W, 11-3 (6)
May 20	No. 1 Washington	L, 1-4
May 20	Utah	L, 1-4

2002 (LAFAYETTE, LA.)

May 16	No. 4 Arizona State	L, 1-4
May 16	Northwestern State	W, 9-6
May 18	No. 19 Louisiana	L, 3-10

2003 (LINCOLN, NEB.)

May 15	Florida International	W, 4-2
May 16	No. 8 Washington	L, 0-8 (6)
May 16	No. 11 Nebraska	L, 0-8 (6)

2004 (LINCOLN, NEB.)

May 20	Iowa	W, 2-1 (8)
May 21	No. 2 California	L, 1-2
May 21	Florida Atlantic	L, 0-1

2005 (AUSTIN, TEXAS)

May 20	Texas A&M Corpus Christi	W, 1-0
May 21	No. 5 Texas	L, 0-2
May 22	Texas A&M Corpus Christi	W, 2-1
May 22	No. 5 Texas	L, 0-2

2007 (TUCSON, ARIZ.)

May 18	Pacific	W, 7-1
May 19	No. 4 Arizona	L, 0-8
May 19	Pacific	L, 10-12

2008 (TEMPE, ARIZ.)

May 16	Hawaii	L, 7-9
May 17	Stony Brook	W, 8-3
May 17	Hawaii	L, 4-7

2009 (TEMPE, ARIZ.)

May 15	No. 14 California	L, 3-8
May 16	No. 16 Florida State	L, 0-5

2012 (EUGENE, ORE.)

May 17	BYU	L, 3-4 (9)
May 18	Portland State	L, 0-2

2013 (MOBILE, ALA.)

May 17	No. 19 Florida State	L, 2-5
May 18	Mississippi Valley State	W, 2-1
May 18	No. 15 South Alabama	L, 0-3

2014 (LAFAYETTE, LA.)

May 16	Texas	L, 0-1
May 17	Texas Southern	W, 5-3
May 17	Texas	L, 3-4

2015 (LAFAYETTE, LA.)

May 15	Baylor	L, 4-8
May 16*	Weber State	W, 2-0
May 17	Baylor	L, 0-2

*Game was postponed on 5/16 and not completed until 5/17 due to weather

2017 (SALT LAKE CITY, UTAH)

May 18	No. 21 BYU	L, 0-8 (6)
May 19	Fordham	L, 3-9

2018 TUCSON, ARIZ.)

May 18	North Dakota State	L, 4-5
May 19	Saint Francis (PA)	W, 11-5
May 19	North Dakota State	W, 12-0 (5)
May 20	No. 10 Arizona	L, 3-4

2019 (SEATTLE, WASH.)

May 17	Seattle	W, 5-3
May 18	No. 3 Washington	L, 1-6
May 18	Seattle	W, 7-3
May 19	No. 3 Washington	L, 0-8

2021 (STILLWATER, OKLA.)

May 21	Boston University	W, 3-1
May 22	No. 7 Oklahoma State	L, 3-9
May 22	Campbell	W, 12-0 (5)
May 23	No. 7 Oklahoma State	L, 2-10 (5)

2022 (TALLAHASSEE, FLA. - REGIONAL; STARKVILLE, MISS. - SUPER REGIONAL)

May 20	South Florida	L, 0-4
May 21	Howard	W, 6-3
May 21	South Florida	W, 6-0
May 22	No. 2 Florida State	W, 5-0
May 22	No. 2 Florida State	W, 4-3
May 27	Arizona	L, 2-3 (8)
May 28	Arizona	L, 1-7

2024 (STANFORD, CALIF.)

May 17	Cal State Fullerton	W, 1-0
May 18	No. 8 Stanford	L, 1-2
May 18	Cal State Fullerton	L, 0-7

2025 (LUBBOCK, TEXAS)

May 16	Washington	W, 6-3
May 17	No. 10 Texas Tech	L, 1-10 (6)
May 17	Washington	W, 11-10
May 18	No. 10 Texas Tech	L, 6-9

2026 (EUGENE, ORE. - RREGIONAL; NORMAN, OKLA. - SUPER REGIONAL)

May 15	Saint Mary's (CA)	W, 3-2 (8)
May 16	No. 12 Oregon	W, 4-0
May 17	Saint Mary's (CA)	W, 5-0

RECORD BREAKDOWN

OVERALL RECORD

Appearances	20
Overall Record	28-39
In Opening Game	10-10
In Extra Innings	2-2
In One-Run Games	8-9
vs. Ranked Teams	3-26

BY LOCATION RECORD

In Austin, Texas	2-2
In Eugene, Ore.	3-2
In Lafayette, La.	3-6
In Lincoln, Neb.	2-4
In Lubbock, Texas	2-2
In Mobile, Ala.	1-2
In Salt Lake City, Utah	0-2
In Seattle, Wash.	4-4
In Starkville, Miss.	0-2
In Stanford, Calif.	1-2
In Stillwater, Okla.	2-2
In Tallahassee, Fla.	4-3
In Tempe, Ariz.	1-2
In Tucson, Ariz.	3-4

BY CONFERENCE RECORD

vs. ACC	2-2
vs. A-Sun	0-1
vs. Atlantic 10	0-1
vs. American	1-1
vs. America East	1-0
vs. Big Sky	1-0
vs. Big South	3-0
vs. Big Ten	4-0
vs. Big West	2-2
vs. Big 12	0-11
vs. MEAC	1-0
vs. Mountain West	1-1
vs. Northeast Conference	1-0
vs. Pac-12	0-12
vs. Pacific Coast Softball Conference	0-2
vs. Patriot League	1-0
vs. Southern	1-0
vs. Southland	1-0
vs. SWAC	2-0
vs. Summit League	1-1
vs. Sun Belt	1-2
vs. West Coast Conference	2-1
vs. Western Athletic Conference	2-2

BY DATE RECORD

On May 15	2-2
On May 16	3-6
On May 17	6-6
On May 18	5-8
On May 19	3-4
On May 20	2-4
On May 21	3-3
On May 22	4-2
On May 23	0-1
On May 27	0-1
On May 28	0-1

BY OPPONENT RECORD

vs. Arizona	0-4
vs. Arizona State	0-1
vs. Baylor	0-2
vs. Boston University	1-0
vs. BYU	0-2
vs. California	0-2
vs. Cal State Fullerton	1-1
vs. Campbell	1-0
vs. Chattanooga	1-0
vs. Florida Atlantic	0-1
vs. Florida International	1-0
vs. Florida State	2-2
vs. Fordham	0-1
vs. Hawaii	0-2
vs. Howard	1-0
vs. Iowa	1-0
vs. Louisiana	0-1
vs. Mississippi Valley State	1-0
vs. Nebraska	0-1
vs. North Dakota State	1-1
vs. Northwestern State	1-0
vs. Oklahoma State	0-2
vs. Oregon	1-0
vs. Pacific	1-1
vs. Portland State	0-1
vs. Saint Francis (PA)	1-0
vs. Saint Mary's (CA)	2-0
vs. Seattle	2-0
vs. South Alabama	0-1
vs. South Florida	1-1
vs. Stanford	0-1
vs. Stony Brook	1-0
vs. Texas	0-4
vs. Texas A&M-CC	2-0
vs. Texas Southern	1-0
vs. Texas Tech	0-2
vs. Utah	1-1
vs. Washington	2-4
vs. Weber State	1-0

MSU IN THE NCAA TOURNAMENT

BATTING SUPERLATIVES

INDIVIDUAL	
Most At-Bats, Game	5, 4x, last by Brylie St. Clair vs. Arizona (May 27, 2022)
Most At-Bats, Series	26, Brylie St. Clair (2022)
Most At-Bats, Career	52, Mia Davidson (2018-22)
Most Runs, Game	3, 3x, last by Nadia Barbary vs. Washington (May 17, 2025)
Most Runs, Series	5, Hayle Guess (2008)
Most Runs, Career	9, Nadia Barbary (2023-Present), Mia Davidson (2018-22), Kat Moore (2016-19)
Most Hits, Game	4, Carmen Carter vs. Saint Francis (PA) (May 19, 2018)
Most Hits, Series	9, Brylie St. Clair (2022)
Most Hits, Career	13, Mia Davidson (2018-22), Kat Moore (2016-19), Chelsea Bramlett (2007-10)
Most Walks, Game	3, 4x, last by Matalasi Faapito at Stanford (May 18, 2024)
Most Walks, Series	6, 4x, last by Mia Davidson and Addison Purvis (2022)
Most Walks, Career	13, Mia Davidson (2018-22)
Most Doubles, Game	2, 4x, last by Sierra Sacco vs. Washington (May 17, 2025)
Most Doubles, Series	3, Krystal Tillman (2002)
Most Doubles, Career	3, Jessie Blaine (2024-25), Sierra Sacco (2024-2025), Krystal Tillman (2001-03)
Most Triples, Game	1, 7x, last by Bevia Robinson and Emily Heimberger vs. Saint Francis (PA) (May 19, 2018)
Most Triples, Series	1, 7x, last by Bevia Robinson (2018) and Emily Heimberger (2018)
Most Triples, Career	2, Emily Heimberger (2016-19)
Most Home Runs, Game	1, 35x, last by Tatum Silva vs. Saint Mary's (CA) (May 17, 2026)
Most Home Runs, Series	2, 8x, last by Nadia Barbary (2026)
Most Home Runs, Career	5, Mia Davidson (2018-22)
Most RBIs, Game	7, Hayle Guess vs. Pacific (May 18, 2007)
Most RBIs, Series	8, Hayle Guess (2007)
Most RBIs, Career	12, Hayle Guess (2004-08)
Most Stolen Bases, Game	3, Loryn Nichols vs. Weber State (May 16, 2015)
Most Stolen Bases, Series	3, 3x, last by Chloe Malau'ulu (2022)
Most Stolen Bases, Career	5, Loryn Nichols (2013-15)
Most Hit By Pitches, Game	2, twice, last Fa Leilua vs. Seattle (May 17, 2019)
Most Hit By Pitches, Series	2, 7x, last by Mia Davidson (2022)
Most Hit By Pitches, Career	4, Mia Davidson (2018-22) and Julia Echols (2013-15)
Most Total Bases, Game	8, Carmen Carter vs. Saint Francis (PA) (May 19, 2018)
Most Total Bases, Series	15, Carmen Carter (2018)
Most Total Bases, Career	28, Mia Davidson (2018-22)

TEAM


Most At-Bats, Game	36, vs. Washington (May 17, 2025)
Most At-Bats, Series	182, 2022
Most Runs, Game	12, twice, last vs. Campbell (May 22, 2021)
Most Runs, Series	30, 2018
Most Hits, Game	17 vs. Saint Francis (PA) (May 19, 2018)
Most Hits, Series	44, 2022
Most Walks, Game	8, vs. Pacific (May 19, 2007)
Most Walks, Series	29, 2022
Most Doubles, Game	5, vs. Washington (May 17, 2025)
Most Doubles, Series	7, 2002
Most Triples, Game	2, vs. Saint Francis (PA) (May 19, 2018)
Most Triples, Series	2, 2018
Most Home Runs, Game	4, vs. Campbell (May 22, 2021)
Most Home Runs, Series	6, 2018
Most RBIs, Game	11, 3x, last vs. Campbell (May 22, 2021)
Most RBIs, Series	28, 2018
Most Stolen Bases, Game	5, vs. Howard (May 21, 2022)
Most Stolen Bases, Series	6, 2022 and 2015
Most Hit By Pitches, Game	4 vs. Saint Francis (PA) (May 19, 2018)
Most Hit By Pitches, Series	6, 2018 and 2014
Most Total Bases, Game	29, vs. Saint Francis (PA) (May 19, 2018)
Most Total Bases, Series	69, 2018

PITCHING SUPERLATIVES

INDIVIDUAL	
Most Appearances, Series	6, Aspen Wesley (2022)
Most Appearances, Career	11, Aspen Wesley (2020-24)
Most Games Started, Series	4, Aspen Wesley (2022) and Emily Williams (2019)
Most Games Started, Career	7, Aspen Wesley (2020-24)
Most Innings Pitched, Game	8.0, Melissa Massey vs. Iowa (May 20, 2004)
Most Innings Pitched, Series	24.0, Annie Willis (2022)
Most Innings Pitched, Career	39.1, Kelli Miller (2004-07)
Most Strikeouts, Game	14, Alyssa Faircloth , vs. Saint Mary's (CA) (May 17, 2026)
Most Strikeouts, Series	26, Alyssa Faircloth (2026)
Most Strikeouts, Career	35, Alexis Silkwood (2014-17)
Most Wins, Series	3, Alyssa Faircloth (2026)
Most Wins, Career	4, Aspen Wesley (2020-24)
Most Saves, Series	1, Alyssa Loza (2021)
Most Saves, Career	1, Delainey Everett (2025), Alyssa Loza (2019-21)
Most Shutouts, Series	2, Alyssa Faircloth (2026)
Most Shutouts, Career	2, Alyssa Faircloth (2026-Present), Aspen Wesley (2020-24)
Fewest Hits Allowed, Series (at least 7.0 IP)	2, twice, Alyssa Faircloth (2026)
Lowest ERA, Series (at least 7.0 IP)	0.00 in 15.2 IP, Alyssa Faircloth (2026)
Fewest Walks Allowed, Series (at least 7.0 IP)	0 in 16.0 IP, Kelli Miller (2005)
Complete Games, Series	2, 6x, last by Alyssa Faircloth (2026)
Complete Games, Career	4, Kelli Miller (2004-07)

TEAM

Most Innings Pitched, Game	8.2, vs. BYU (May 17, 2012)
Most Innings Pitched, Series	49.0, 2022
Fewest Runs Allowed, Game	0, 8x, last vs. Saint Mary's (CA) (May 17, 2026)
Most Strikeouts, Game	14, vs. Saint Mary's (CA) (May 17, 2026)
Most Strikeouts, Series	35, 2026
Most Complete Games, Series	3, 2022
Most Shutouts, Series	2, 2026, 2022
Most Wins, Series	4, 2022
Longest Winning Streak	4 Games, 2022



COACHING STAFF



SAMANTHA RICKETTS

THE RICKETTS FILE

Hometown	San Jose, Calif.
Education	University of Oklahoma, 2009 University of Oklahoma, 2011
Twitter	@Coach_Ricketts
Birthday	December 29

COACHING CAREER

SEASON	SCHOOL	POSITION
2019-Present	Mississippi State	Head Coach
2018-19	Mississippi State	Associate Head Coach
2015-18	Mississippi State	Assistant Coach
2012-14	Wichita State	Assistant Coach
2009-11	Oklahoma	Graduate Assistant

RICKETTS' PLAYERS BY THE NUMBERS

17	#StateToTheShow Future Professionals at MSU
16	All-America Honors
48	All-Region Honors
30	All-Conference Honors
2	Conference Players of the Year
1	Conference Freshman of the Year
1	Conference Newcomer of the Year
3	Conference All-Defensive Team Selections
1	Conference Tournament MVP
7	Conference Tournament Team Selections
10	National Players of the Week
32	Conference Players of the Week
1	CoSIDA/CSC Academic All-American
16	CoSIDA/CSC Academic All-District Selections
115	All-Conference Academic Honors

CAREER RECORD

SEASON	SCHOOL	W-L	PCT.
2020	Mississippi State	25-3	.893
2021	Mississippi State	35-25	.583
2022	Mississippi State	37-27	.578
2023	Mississippi State	28-25	.528
2024	Mississippi State	34-20	.630
2025	Mississippi State	39-19	.672
2026	Mississippi State	41-18	.695
TOTAL		239-137	.636

CONFERENCE RECORD

SEASON	SCHOOL	W-L	PCT.
2020	Mississippi State	0-0	--
2021	Mississippi State	8-15	.348
2022	Mississippi State	10-14	.417
2023	Mississippi State	7-16	.304
2024	Mississippi State	12-12	.500
2025	Mississippi State	13-11	.542
2026	Mississippi State	9-15	.375
TOTAL		59-83	.415

MAROON AND WHITE

- » Named the sixth head softball coach in program history on July 22, 2019.
- » Has coached 16 Bulldogs who went on to professional careers, nine of whom were selected in a professional draft. Five of her proteges are currently playing professionally (Raelin Chaffin, Mia Davidson, Chloe Malau'ulu, Sierra Sacco and Aspen Wesley).
- » Has coached multiple players to All-Region honors in each of the last seven seasons, including a school-record six players in the 2025 campaign.
- » Broke the school record in 2025 with her 45th coaching victory against an NFCA-ranked opponent.
- » The Bulldogs have finished SEC play better than predicted by the Preseason Coaches' Poll in four of five full seasons under her guidance.
- » In 2025, MSU finished above .500 in conference play (13-11) for the first time since 2001 (19-11) and won five series for the first time since 2007. Along with 2024 (12-12), the Bulldogs posted their first back-to-back years with at least a .500 record since 1998-99. The prior year, she guided State to its highest SEC finish since the shift to a 24-game SEC schedule.
- » Made the first first-year head coach to lead the nation in wins (25 in 2020) since at least 1989.
- » Is the only coach in program history to have her team nationally ranked at some point during her first year and led MSU to its highest final ranking in program history (No. 20) at that time.
- » Earned first career coaching victory in first career game on Feb. 7, 2020, against Missouri State (5-0) and became the fastest head coach in program history to reach 20 wins, doing so in 23 games. Started 9-1, marking the best 10-game start by a head coach in program history.
- » Won 66 of her first 100 games, the best total of any Bulldog head coach and third among active SEC coaches in their first 100 contests.
- » Led State to its first Super Regional appearance in 2022, upsetting No. 2 Florida State twice in Tallahassee to advance.
- » Guided MSU to its highest final ranking on record (No. 19) in 2022.
- » Has been a part of one Women's College World Series appearance, eight NCAA Regional berths and two NCAA Super Regional appearances during her coaching career.
- » Served as an assistant coach from 2015-18 focusing on hitting and recruiting before being promoted to associate head coach.
- » Since her arrival, MSU has hit at least one home run in 55.5 percent of its games (336 of 605) and gone 246-90 in those games through 2025.
- » The top six single-season home run totals in program history have all come under her watch, and she has coached eight of the top 11 players in MSU history in career home runs along with seven of the top 10 individual season totals on record.
- » In 2019, MSU was one of two teams in the nation (Arizona) to boast multiple hitters with 20 or more home runs.
- » For the first time since 2008, State produced multiple NFCA All-Americans in 2019 (Fa Leilua and Mia Davidson).
- » Davidson went on to break Rafael Palmeiro's mark for the most home runs in a career by a Bulldog baseball or softball player along with shattering the SEC softball career record.
- » In 2017, Ricketts produced five starters that hit .300 or better to help lead the Bulldogs to an NCAA Regional and Caroline Seitz became the first Bulldog to earn First Team All-SEC honors since Chelsea Bramlett in 2010.
- » During the 2016 season, she led Kayla Winkfield to an SEC-leading six triples, which ranked among the nation's top 10.
- » In her first season of 2015, the Bulldogs set new single-season records for home runs (54), batting average (.312), slugging percentage (.495), RBI (294) and on-base percentage (.416).

MSU COACHING HIGHLIGHTS

NCAA Super Regional Appearances	2
NCAA Regional Appearances	9
NFCA All-South Region Selections	37
First Team All-SEC Selections	8
SEC All-Defensive Team Selections	3
Top 10 Finalist for Schutt Sports/NFCA Freshman of the Year	2018
SEC Freshman of the Year	2018
SEC Newcomer of the Year	2026
Top 10 Finalist for USA Softball Collegiate Player of the Year	2019
Top 25 Finalist for USA Softball Collegiate Player of the Year	2025
NFCA Catcher of the Year	2022

WICHITA STATE UNIVERSITY

- » Served as assistant coach at Wichita State from 2012-14, working with the team's hitters and consistently improving their production.
- » Her last spring at WSU saw the Shockers increase their overall win total by 15 from 2013 to 2014 and win the program's first regular-season conference title.
- » Part of the 2014 MVC Coaching Staff of the Year, helping to improve the Shockers from the ninth place in 2012, to eighth place in 2013, to MVC champs in 2014.
- » Produced five starters who each hit better than .300 in 2014 after the squad did not have a batter hit over .300 in 2013.
- » The Shockers scored 138 more runs, smashed 26 more home runs, hit 11 more doubles and added seven more triples from the previous season.
- » Overall, the 2014 team established program single-season records for batting average, slugging percentage, on-base percentage, runs scored, hits, doubles, home runs, runs batted in and total bases.
- » Led Cacy Williams to an NFCA All-Midwest Region First Team selection in 2014 as well as MVC Player of the Year and Newcomer of the Year, becoming the first student-athlete in MVC history to receive both in the same year.
- » Williams broke the Wichita State single-season records for batting average (.424), slugging percentage (.812), on-base percentage (.531), total bases (138), runs scored (57), home runs (16) and RBIs (47).

ADDITIONAL COACHING EXPERIENCE

- » Served as assistant coach for the USSSA Florida Pride of the NPF as the team claimed the regular season championship, and the staff was recognized as Coaching Staff of the Year.
- » Began coaching career as a graduate assistant at Oklahoma from 2010-11.
- » The Sooners won the Big 12 Tournament and advanced to the Women's College World Series in 2011.

PLAYING CAREER

- » Four-year letterwinner at Oklahoma (2006-09) where she closed her career as the school record holder in career home runs (48) and runs batted in (239) while ranking third in extra-base hits (97), total bases (444), slugging percentage (.645) and on-base percentage (.461).
- » Started 192 consecutive games and ended her career as the Big 12 career RBI leader.
- » Four-time All-Big 12 selection and two-time NFCA All-American.
- » Top 10 Finalist for the Lowe's Senior CLASS Award.
- » Top 3 Finalist for USA Softball's Collegiate Player of the Year Award in 2007, first in Oklahoma history.
- » Selected 12th overall by the Akron Racers in the 2009 NPF Draft.

ASSISTANT COACHES (CLICK NAMES TO VIEW BIDS)



BULLDOG BITES: OFF THE FIELD PROFILES**LEILA AMMON** WALKUP SONG: Layla (Derek and the Dominos)

Father is a 20-year veteran in the Marine Corps ... has lived in five different states ... broke her high school's strikeout record ... has same tattoo on her wrist as both parents ... loves to bake sourdough ... enjoys spending time on the beach at sunset ... majoring in communication and media studies

NADIA BARBARY WALKUP SONG: Lifestyle (Rich Gang, Young Thug and Rich Homie Quan)

Earliest commit in MSU's 2022 class ... Spades is her card game of choice ... superstitiously must step on third base at the end of every inning before returning to the dugout ... earned her pink glove after winning SEC All-Defensive Team honors at third base ... born at Lackland Air Force Base in Texas ... both parents served in the Air Force ... also competed in gymnastics as a child ... majoring in interdisciplinary studies.

MORGAN BERNARDINI WALKUP SONG: God I'm Just Grateful (Elevation Worship)

High school team never had more than 13 players ... wants to be a pre-k teacher ... has "Be Still" tattooed on her wrist to help her stay calm in games ... owns a black lab/Chesapeake Bay retriever mix ... graduated from a high school with 120 total students in a class of 21 ... majoring in human development and family science.

ANNA CARDER WALKUP SONG: Tusk (Fleetwood Mac)

Goes thrift shopping for the majority of her clothes ... handmakes home decor ... loves swimming ... team describes her backup career as a stand-up comedian ... high school teammates with Morgan Stiles ... played against MSU in Starkville at The Snowman in 2025 while at Southern Illinois ... majoring in interdisciplinary studies.

SYDNEY CARROLL WALKUP SONG: TGIF (GloRilla)

Mother played softball at Troy alongside her identical twin, Adria Montgomery-Klein, from 1994-96, leading the Trojans to their first conference title and NCAA regional ... mother remains fifth in Trojan history with 13 career triples ... favorite food is pasta ... has a golden retriever named Rosie ... majoring in animal and dairy sciences.

PAIGE ERNSTES WALKUP SONG: Loud & Heavy (Cody Jinks)

Third player in program history from the state of Indiana ... grew up with fellow Bulldog Sara Phillips ... favorite food is chicken ... family has a retired police K-9 officer for a pet ... grandfather, Jan Ernstes, played football at the University of Indianapolis ... majoring in kinesiology.

DELAINEY EVERETT WALKUP SONG: Danger Zone (Kenny Loggins)

Wears No. 48 as a nod to her uncle, Josh Parry, who played football at San Jose State before playing three NFL seasons ... has two dogs, Goose and Maverick, named after Top Gun ... has three younger sisters ... loves boat-ing and family time ... father passed away two weeks prior to the 2025 season, and now wears his California Highway Patrol badge number on her pitching towel and facemask ... majoring in kinesiology.

ALYSSA FAIRCLOTH WALKUP SONG: Circus (Britney Spears)

Aunt, Lauren Rosengrant Bickerstaff, played softball at Georgia Gwinnett College ... rescues kittens off the street and keeps them as pets ... favorite food is Conecuh sausage ... enjoys hunting ... foot is too large for women's sizes in shoes ... majoring in kinesiology.

PEJA GOOLD WALKUP SONG: Immigrant Song (Led Zeppelin)

Pitched for Colombia at the 2025 Pan American Championships ... played volleyball in high school ... father played volleyball in college ... named after Peja Stojakovic, who played for the Sacramento Kings in the NBA, and has met him twice ... enjoys bass fishing, reading and going to country music concerts ... majoring in marketing.

GRETTA GRASSEL WALKUP SONG: Could You Be Loved (Bob Marley)

Second-ever player in program history from the state of Wisconsin and first since 2012 ... only female athlete from her high school to play a Division I sport ... favorite food is anything with cheese in it ... used to be a pitcher during her high school career ... father played minor league hockey for the Madison Monsters and collegiately at Minnesota State-Mankato ... has never had a pet in her life ... majoring in marketing.

KINLEY KELLER WALKUP SONG: The Sweet Escape (Gwen Stefani)

Aunt, Kristin Pinter, played softball at Minot State ... cousin, Jaron Pinter, played baseball at Dickinson State ... likes to play pickleball ... favorite artist is Toby Keith ... majoring in kinesiology.

BRINKLEY MORETON WALKUP SONG: Lights Come On (Jason Aldean)

Second player in program history from the state of Arkansas ... father played baseball at Arkansas Tech ... family owns a cattle farm that she grew up working on ... good painter ... majoring in biological sciences with a pre-dental concentration.

SARA PHILLIPS WALKUP SONG: Fancy (Reba McEntire)

Family owns a farm with 30 head of cattle ... likes to deer hunt and cook ... father played baseball and basket-ball at Southern Union Community College ... mother was a professional horse trainer and barrel racer ... three of five siblings played college sports ... uncles played basketball at Jacksonville State and Alabama ... wants to be a body builder after college ... majoring in food science, nutrition and health promotion.

ABBY GRACE RICHARDSON WALKUP SONG: Man! I Feel Like a Woman (Shania Twain)

Hates bread ... is double-jointed ... has a dog named Chloe ... won a NJCAA National Championship ... was a CSC First Team Academic All-American while in junior college ... mother played softball at Copiah-Lincoln CC ... has a brother, Hunter, who also played baseball at Copiah-Lincoln CC and Jones College ... majoring in interdisciplinary studies.

DES RIVERA WALKUP SONG: EoO (Bad Bunny)

Played in the 2022 Women's College World Series while at Oregon State, collecting hits in both games ... has two sisters and a brother ... enjoys cooking and making lattes ... loves to watch Marvel movies ... wants to be an occupational therapist ... majoring in interdisciplinary studies.

XIANE ROMERO WALKUP SONG: Game Winner (BossMan Dlow)

Is the middle child of five ... does lashes for some of her teammates ... was involved in gymnastics and tumbling until she was 12 and can do an aerial ... enjoys watching sunsets and stargazing ... favorite food is steak and seafood ... wants to be an ultrasound technician when she graduates ... major is undeclared.

GABBY SCHAEFFER WALKUP SONG: Keep Their Heads Ringing (Dr. Dre)

Second player in program history from the state of New York ... loves late night walks and stargazing ... favorite food is penna alla vodka ... likes to bingewatch Netflix ... majoring in business economics.

KALANI SELLS WALKUP SONG: Do My Thing (Common Kings and Royal Blu)

Loves to go running ... was in the high school choir for three years ... is the middle child of five whose names all start with K ... along with older sister, Kiarra, is part of ninth pair of sisters in MSU history ... brother, Kaleb, plays football at New Mexico Highlands ... continued MSU's run of 11 straight seasons with a player with Samoan heritage and would be eligible for the American Samoa national team ... majoring in psychology.

KIARRA SELLS WALKUP SONG: Otonoke (Creepy Nuts)

Along with younger sister, Kalani, is part of ninth pair of sisters in MSU history ... one of five children whose names all start with K ... oldest sibling along with her twin brother ... brother, Kaleb, plays football at New Mexico Highlands ... wears hearing aids and hopes to break stigma around them for athletes ... favorite food is pizza rolls ... eligible for the American Samoa national team ... majoring in psychology.

TATUM SILVA WALKUP SONG: One More Chance / Stay With Me (Remix) (The Notorious B.I.G.)

Has a brother that's six and a half years older than her that she considers her best friend ... favorite food is sushi ... wanted to play middle infield but she was left handed ... loves to dance ... wants to become an ultrasound technician or a coach ... majoring in interdisciplinary studies.

CARSON SMITH WALKUP SONG: God I'm Just Grateful (Elevation Worship)

Her and her sister's names both start with C ... enjoys walking her dog, Beau ... favorite food is steak and potatoes ... volunteers coaching and on mission trips ... majoring in kinesiology.

ABIGAIL STEVENS WALKUP SONG: Bandit (Don Toliver)

Father played baseball at MSU under legendary coach Ron Polk and uncle played football at State ... was high school valedictorian ... grew up on a cattle farm ... also played basketball and once scored 39 points in a basketball game ... father nicknamed her "Gina" in tee ball when he would yell at her to pay attention but didn't want others to know who he was talking to ... majoring in microbiology with a pre-med concentration.

MORGAN STILES WALKUP SONG: Unstoppable God (Elevation Worship)

Loves to read and ride bikes ... played soccer until she got to high school and played volleyball for two years in high school ... has two dogs and a cat ... mother played softball and basketball at North Alabama ... cousin, Jacob McNairy, played baseball at Alabama and was drafted in 2022 by the Seattle Mariners ... majoring in biological sciences with a pre-dental concentration.

ALLY SUPAN WALKUP SONG: I Got 5 On It (Luniz)

Can juggle ... played flag football in high school and won the school's first state championship in any sport in 2023 ... also won the following year and climbed to a No. 1 national ranking ... plays pickleball almost every day ... knows sign language ... loves to cook ... wants to write a book one day ... great grandfather, George Socha, played minor league baseball in the Cleveland Guardians organization ... majoring in kinesiology.

TAYLOR TROUTMAN WALKUP SONG: Just That Good (Cross Point Music)

Second-ever player in program history from Kentucky ... wears No. 41 in honor of her father's badge number ... father played baseball and mother ran cross country at Oakland City University ... father coached her high school team ... sister, Jordan, played volleyball at Southern Indiana ... can juggle ... had never had coffee, tea or caffeine before college ... loves to read ... majoring in elementary education.



3

PEJA GOULD P

SENIOR | R/R | 5-7 // STOCKTON, CALIF. (LINCOLN HS / CHATTANOOGA)

SEASON HIGHS

Innings	7.0	6x, last, LSU, 4/25/26
Longest Start	7.0	6x, last, LSU, 4/25/26
Shortest Start	1.0	at Texas A&M, 4/19/26
Longest Relief	4.0	vs. Wichita State, 2/6/26
Strikeouts	13	UT Martin, 3/25/26
Walks	4	2x, last, at Ole Miss, 5/01/26
Hits	9	Arkansas, 4/12/26
Runs	7	at Texas A&M, 4/19/26
Earned Runs	7	at Texas A&M, 4/19/26
Pitch Count	128	LSU, 4/25/26
Putouts	1	at South Alabama, 3/8/26
Assists	3	UT Martin, 3/25/26

CAREER HIGHS

Innings	9.0	Akron, 2/26/23
Longest Start	9.0	Akron, 2/26/23
Shortest Start	0.1	ETSU, 4/15/23
Longest Relief	6.0	vs. Samford, 5/10/24
Strikeouts	14	2x, last, at Furman, 4/12/25
Walks	9	at UNC Greensboro, 5/10/24
Hits	10	at Stetson, 2/9/25
Runs	7	at Texas A&M, 4/19/26
Earned Runs	7	at Texas A&M, 4/19/26
Pitch Count	148	vs. Mercer, 5/8/25
Putouts	1	8x, last, at South Alabama, 3/8/26
Assists	5	3x, last, Central Michigan, 3/18/25

NOTEWORTHY

- » Softball America Second Team All-American.
- » First Bulldog pitcher to be named an All-American by any outlet since 2002.
- » NFCA First Team All-South Region.
- » USA Today Sports' SEC Newcomer of the Year.
- » 2026 AUSL College Draft pick.
- » Has made 35 appearances, including a team-high 25 starts, in the circle.
- » Boasts a 2.12 ERA that ranks among the top 40 nationally.
- » Leads MSU with eight shutouts, which is fourth in the nation.
- » Ranks No. 14 nationally in hits per seven innings (4.48) and No. 15 in WHIP (0.96).
- » .177 batting average against that would be top-five in MSU single-season history.
- » Has thrown a no-hitter and five one-hitters this year.
- » Struck out five or more 43 times since the start of 2025, going 34-3 in those games.
- » Went 6.1 innings vs. Saint Mary's (CA) (5/15) in the NCAA Tournament, striking out nine.
- » Struck out 11 batters for her fourth double-digit outing of the season against No. 20 LSU (4/25) while throwing her 12th complete game.
- » Shut out No. 8 Arkansas (4/10) while allowing just two hits.
- » Threw her fifth one-hitter of the year at No. 5 Florida (4/3), striking out three.
- » Earned D1 Softball and NFCA National Pitcher of the Week (3/31) and SEC Pitcher of the Week (3/31) honors for after a shutout and a save against No. 23 South Carolina (3/28-30).
- » Threw her first career no-hitter against UT Martin (3/25) while recording a season-high 13 strikeouts.
- » Shut out No. 1 Tennessee (3/14) while striking out 10 batters in her first career SEC start.
- » Came one out away from a perfect game vs. Samford (3/7) while striking out 11 batters.
- » Tossed her fourth complete game of the year vs. Georgia Southern (2/28), allowing one hit.
- » Earned the extra-innings win vs. Wichita State (2/6) with her only run allowed being the runner placed on second in the eighth.
- » Came one out away from a no-hitter on Opening Day at Baylor (2/5), striking out five in 5.0 innings.

GOULD'S GAME-BY-GAME STATS

DATE	OPPONENT	GS	DEC	IP	H	R	ER	BB	SO	2B	3B	HR	WP	HBP	IBB	BF	PC	ERA	PO	A	E
Feb. 5	at Baylor	*	W	5.0	1	0	0	3	5	0	0	0	0	0	0	19	71	0.00	0	1	0
Feb. 6	vs. Northwestern State	--	--	1.0	0	0	0	0	1	0	0	0	0	0	0	3	8	0.00	0	0	0
Feb. 6	vs. Wichita State		W	4.0	2	1	0	1	4	0	0	0	1	0	0	16	59	0.00	0	0	0
Feb. 7	vs. New Mexico		DNP																		
Feb. 10	SOUTHERN MISS		DNP																		
Feb. 13	MURRAY STATE		DNP																		
Feb. 13	RUTGERS	*	W	6.0	1	0	0	0	8	0	0	0	0	0	0	19	71	0.00	0	1	0
Feb. 14	RUTGERS		W	3.2	1	0	0	1	8	0	0	0	0	0	0	12	58	0.00	0	0	0
Feb. 14	NORTH TEXAS		DNP																		
Feb. 15	NORTH TEXAS	*	W	5.0	2	2	2	1	7	0	0	1	0	0	0	18	61	0.57	0	0	0
Feb. 18	MEMPHIS	--	--	2.0	0	0	0	0	4	0	0	0	0	0	0	6	22	0.53	0	0	0
Feb. 20	BELMONT	*	L	6.0	4	1	0	2	8	0	0	0	0	0	0	25	80	0.43	0	1	1
Feb. 20	SAMFORD		DNP																		
Feb. 21	BELMONT		S	1.1	0	0	0	0	1	0	0	0	0	0	0	4	17	0.41	0	1	0
Feb. 21	DELAWARE STATE		DNP																		
Feb. 22	DELAWARE STATE																				
Feb. 25	at Georgia Tech		S	1.2	2	1	1	2	2	0	0	0	1	0	0	8	35	0.59	0	0	0
Feb. 27	vs. Wofford		DNP																		
Feb. 28	vs. Georgia Southern	*	W	5.0	1	0	0	1	8	0	0	0	0	0	0	17	74	0.52	0	1	0
Feb. 28	at #25 Clemson		DNP																		
Mar. 1	at #25 Clemson	*	W	4.1	3	1	1	2	5	2	0	0	1	0	0	18	73	0.62	0	0	0
Mar. 4	at UAB		DNP																		
Mar. 6	vs. New Mexico	*	W	7.0	5	0	0	0	6	0	0	0	1	0	0	27	87	0.54	0	1	0
Mar. 6	at South Alabama		DNP																		
Mar. 7	vs. New Mexico		DNP																		
Mar. 7	vs. Samford	*	W	5.0	1	1	1	0	11	0	0	1	0	0	0	16	61	0.61	0	0	0
Mar. 8	at South Alabama	*	W	4.0	5	2	2	2	4	0	0	0	0	0	0	17	60	0.80	1	2	0
Mar. 10	SOUTHEAST MISSOURI		DNP																		
Mar. 10	SOUTHEAST MISSOURI	*	--	3.0	2	0	0	1	4	1	0	0	1	0	0	11	45	0.77	0	0	0
Mar. 13	#1 TENNESSEE*		DNP																		
Mar. 14	#1 TENNESSEE*	*	W	7.0	2	0	0	0	10	0	0	0	1	2	0	24	99	0.69	0	0	0
Mar. 15	#1 TENNESSEE*		L	3.0	2	3	3	2	4	0	0	1	0	0	0	13	59	0.95	0	0	0
Mar. 18	UAB		DNP																		
Mar. 20	at #15 Georgia*	*	L	5.0	3	6	1	2	7	0	1	1	1	0	0	23	102	0.97	0	0	0
Mar. 21	at #15 Georgia*		DNP																		
Mar. 22	at #15 Georgia*	*	L	2.0	6	6	6	1	2	1	0	0	1	0	0	12	46	1.47	0	0	0
Mar. 25	UT MARTIN	*	W	7.0	0	0	0	0	1	13	0	0	0	0	0	22	80	1.35	0	3	0
Mar. 28	#23 SOUTH CAROLINA*		DNP																		
Mar. 29	#23 SOUTH CAROLINA*	*	W	7.0	2	0	0	3	9	1	0	0	0	0	0	24	102	1.25	0	1	0
Mar. 30	#23 SOUTH CAROLINA*	*	S	5.0	3	1	1	0	5	0	0	1	0	0	0	19	64	1.26	0	1	0
Apr. 3	at #5 Florida*	*	L	6.0	1	2	2	3	3	0	0	1	0	0	0	22	86	1.32	0	1	0
Apr. 4	at #5 Florida*	--	--	2.0	2	1	1	1	1	0	0	0	1	0	0	10	34	1.36	0	0	0
Apr. 5	at #5 Florida*		L	0.2	2	1	1	0	0	0	0	0	0	0	0	6	21	1.42	0	0	0
Apr. 10	#8 ARKANSAS*	*	W	7.0	2	0	0	2	3	1	0	0	0	1	0	26	84	1.33	0	1	0
Apr. 11	#8 ARKANSAS*		DNP																		
Apr. 12	#8 ARKANSAS*	*	L	4.1	9	5	5	4	2	0	0	2	1	1	0	27	100	1.58	0	0	0
Apr. 17	at #12 Texas A&M*	*	L	3.0	4	3	3	3	1	0	0	2	1	0	0	16	65	1.71	0	1	0
Apr. 18	at #12 Texas A&M*		DNP																		
Apr. 19	at #12 Texas A&M*	*	L	1.0	8	7	7	1	0	0	0	1	0	1	0	13	35	2.09	0	0	0
Apr. 24	#20 LSU*		DNP																		
Apr. 25	#20 LSU*	*	W	7.0	7	2	2	2	11	0	0	1	2	1	0	31	128	2.08	0	0	0
Apr. 26	#20 LSU*		L	2.2	3	2	2	1	2	0	0	1	0	0	0	12	47	2.15	0	0	0
Apr. 30	at Ole Miss*		DNP																		
May 1	at Ole Miss*	*	--	4.1	2	1	1	4	5	0	0	1	0	2	0	20	86	2.13	0	1	0
May 2	at Ole Miss*		DNP																		
May 5	at Kentucky	*	--	4.0	3	1	1	1	5	1	0	1	1	1	0	17	63	2.12	0	1	0
May 6	vs. #9 Arkansas		DNP																		
May 15	vs. Saint Mary's (CA)	*	--	6.1	4	2	2	3	9	0	0	1	0	1	0	27	104	2.12	0	1	0
May 16	at #12 Oregon		DNP																		
May 17	vs. Saint Mary's (CA)		DNP																		
May 22	at #2 Oklahoma																				
May 23	at #2 Oklahoma																				
May 24	at #2 Oklahoma																				

STANDOUT GAMES

	2026	CAREER
5+ Strikeouts	18	58
10+ Strikeouts	4	8
2-run or less CG	12	34

STREAKS

	ACTIVE	CAREER
Wins	--	9
Scoreless Innings	6.0	24.0

	ERA	W-L	APP	GS	CG	SHD	SV	IP	H	R	ER	BB	SO	2B	3B	HR	BF	B/AVG	WP	HP	PO	A	E	FLD
2023*	2.59	9-9	24	12	4	0	0	100.0	88	47	37	53	95	12	3	2	443	.238	16	6	2	25	0	1.000
2024*	3.00	12-5	33	17	6	2	3	121.1	97	58	52	71	126	10	4	9	538	.221	18	12	1	24	0	1.000
2025*	1.69	25-7	38	29	21	8	2	202.2	125	61	49	79	244	23	3	13	833	.173	12	14	4	24	3	.903
2026	2.12	15-10	35	25	12	8	3	148.1	95	52	45	48	178	7	1	16	600	.177	12	13	1	19	1	.952
TOTAL	2.24	61-31	130	83	43	18	8	572.1	405	218	183	251	643	52	11	40	2414	.196	58	45	8	92	4	.962

* at Chattanooga



4

ALYSSA FAIRCLOTH P

JUNIOR | L/L | 6-0 // NORTHPORT, ALA. (TUSCALOOSA COUNTY HS / TROY)

SEASON HIGHS

Innings	9.0	Tennessee, 3/13/26
Longest Start	9.0	Tennessee, 3/13/26
Shortest Start	3.0	LSU, 4/26/26
Longest Relief	5.0	at Texas A&M, 4/19/26
Strikeouts	14	4x, last, at Ole Miss, 5/1/26
Walks	9	at Texas A&M, 4/18/26
Hits	7	2x, last, at Texas A&M, 4/19/26
Runs	5	Arkansas, 4/12/26
Earned Runs	5	Arkansas, 4/12/26
Pitch Count	122	at Texas A&M, 4/18/26
Putouts	1	4x, last, at Kentucky, 5/5/26
Assists	2	Tennessee, 3/13/26

CAREER HIGHS

Innings	9.0	2x, last, Tennessee, 3/13/26
Longest Start	9.0	2x, last, Tennessee, 3/13/26
Shortest Start	0.1	South Alabama, 5/1/25
Longest Relief	5.0	2x, last, at Texas A&M, 4/19/26
Strikeouts	14	4x, last, at Ole Miss, 5/1/26
Walks	9	2x, last, at Texas A&M, 4/18/26
Hits	9	at Texas State, 4/6/24
Runs	9	at UAB, 4/15/25
Earned Runs	6	at Mississippi State, 3/1/24
Pitch Count	138	2x, last, Louisiana, 4/4/25
Putouts	1	8x, last, at Kentucky, 5/5/26
Assists	2	7x, last, Tennessee, 3/13/26

NOTEWORTHY

- » NFCA Second Team All-South Region.
- » SEC Newcomer of the Year and Second Team All-SEC.
- » Has made a team-leading 38 appearances, including 23 starts, in the circle.
- » Leads the SEC with 261 strikeouts, which ranks fourth in the nation and is a school record.
- » Also fourth nationally in K/7 (10.81) and third in strikeout rate (38.7 percent).
- » MSU single-season record 66 strikeouts looking.
- » Ranks third nationally in fielding independent pitching (1.69), No. 13 in strikeout-to-walk ratio (4.58) and No. 14 in WHIP (0.95).
- » Boasts a .176 batting average against that would be top-five in MSU single-season history.
- » Leads the team with 16 wins, 169.0 innings and four saves.
- » Set MSU NCAA Tournament single-year records for wins (3), strikeouts (26), strikeouts looking (8), strikeouts per seven innings (11.62), ERA (0.00), opposing batting average (0.43), complete games (2) and shutouts (2).
- » Struck out 14 to clinch the regional title vs. Saint Mary's (CA) (5/17).
- » Threw the first postseason no-hitter in program history at No. 12 Oregon (5/16), striking out 10.
- » Picked up her first postseason win at Kentucky (5/5) in the SEC Tournament.
- » Struck out 14 at Ole Miss (4/30) while allowing just one baserunner in a shutout victory.
- » Recorded 11 strikeouts against No. 20 LSU (4/24).
- » Struck out seven over 5.0 innings of relief at No. 12 Texas A&M (4/19).
- » Threw 4.2 innings of scoreless relief, allowing only one hit at No. 5 Florida (4/5).
- » Threw her eighth complete game of the season against No. 23 South Carolina (3/28), striking out nine batters and making a diving catch on a bunt.
- » Tossed her seventh complete game of the season, striking out 11 batters without a walk at No. 15 Georgia (3/21).
- » Struck out 14 against UAB (3/18) in her first solo shutout as a Bulldog.
- » Threw a career-high-tying 9.0 innings against No. 1 Tennessee (3/13) in her first SEC start while not allowing a run in the first 8.2 innings.
- » Picked up a complete-game victory vs. New Mexico (2/7) while striking out a career-high 14 batters.

FAIRCLOTH'S GAME-BY-GAME STATS

DATE	OPPONENT	GS	DEC	IP	H	R	ER	BB	SO	2B	3B	HR	WP	HBP	IBB	BF	PC	ERA	PO	A	E
Feb. 5	at Baylor		DNP																		
Feb. 6	vs. Northwestern State	*	W	4.0	3	3	3	2	7	0	0	0	1	1	0	17	61	5.25	0	0	0
Feb. 6	vs. Wichita State		DNP																		
Feb. 7	vs. New Mexico	*	W	7.0	3	1	1	0	14	0	0	0	2	0	0	24	96	2.55	0	0	0
Feb. 10	SOUTHERN MISS		S	2.0	0	0	0	1	4	0	0	0	0	0	0	7	31	2.15	0	0	0
Feb. 13	MURRAY STATE	*	W	5.0	2	1	1	0	9	0	0	0	0	1	0	18	67	1.94	0	0	0
Feb. 13	RUTGERS		DNP																		
Feb. 14	RUTGERS	*	--	3.1	4	2	2	2	4	0	0	1	0	0	0	16	67	2.30	0	0	0
Feb. 14	NORTH TEXAS		DNP																		
Feb. 15	NORTH TEXAS		DNP																		
Feb. 18	MEMPHIS		DNP																		
Feb. 20	BELMONT	--	--	1.0	0	0	0	0	2	0	0	0	0	0	0	3	14	2.19	0	0	0
Feb. 20	SAMFORD	*	W	7.0	4	2	2	1	9	0	0	1	0	1	0	26	91	2.15	1	1	0
Feb. 21	BELMONT	*	W	5.2	5	1	1	1	13	1	1	0	0	0	0	22	84	2.00	0	0	0
Feb. 21	DELAWARE STATE		DNP																		
Feb. 22	DELAWARE STATE																				
Feb. 25	at Georgia Tech	*	W	5.1	5	2	2	0	11	1	0	2	0	0	0	21	81	2.08	0	0	0
Feb. 27	vs. Wofford	--	--	1.0	0	0	0	0	3	0	0	0	0	0	0	3	10	2.03	0	0	0
Feb. 28	vs. Georgia Southern		DNP																		
Feb. 28	at #25 Clemson	*	L	4.0	3	3	3	3	7	2	0	0	1	0	0	18	76	2.32	0	0	0
Mar. 1	at #25 Clemson	--	--	1.2	0	0	0	0	1	0	0	0	0	0	0	6	23	2.23	0	0	0
Mar. 4	at UAB		DNP																		
Mar. 6	vs. New Mexico		DNP																		
Mar. 6	at South Alabama	*	W	7.0	3	1	1	2	14	0	0	1	1	1	0	26	117	2.07	0	1	0
Mar. 7	vs. New Mexico		S	3.0	0	0	0	1	6	0	0	0	0	0	0	10	42	1.96	0	0	0
Mar. 7	vs. Samford		DNP																		
Mar. 8	at South Alabama		S	2.0	1	0	0	0	3	0	0	0	0	1	0	8	28	1.90	0	0	0
Mar. 10	SOUTHEAST MISSOURI		DNP																		
Mar. 10	SOUTHEAST MISSOURI		S	2.0	0	0	0	0	5	0	0	0	0	0	0	6	24	1.84	0	0	0
Mar. 13	#1 TENNESSEE*	*	L	9.0	6	3	0	1	9	1	0	1	0	0	0	32	116	1.6	1	2	0
Mar. 14	#1 TENNESSEE*		DNP																		
Mar. 15	#1 TENNESSEE*	--	--	1.0	1	0	0	1	2	0	0	0	0	0	0	5	22	1.58	0	0	0
Mar. 18	UAB	*	W	7.0	2	0	0	4	14	0	0	0	1	0	0	26	95	1.44	0	1	0
Mar. 20	at #15 Georgia*		DNP																		
Mar. 21	at #15 Georgia*	*	W	7.0	5	2	2	0	11	0	0	1	0	0	0	28	107	1.48	0	0	0
Mar. 22	at #15 Georgia*	--	--	2.0	1	0	0	1	4	0	0	0	0	0	0	8	33	1.45	0	0	0
Mar. 25	UT MARTIN		DNP																		
Mar. 28	#23 SOUTH CAROLINA*	*	L	7.0	7	2	2	0	9	2	0	0	0	1	0	29	110	1.49	1	0	0
Mar. 29	#23 SOUTH CAROLINA*		DNP																		
Mar. 30	#23 SOUTH CAROLINA*	--	--	1.0	2	2	2	2	2	1	0	0	0	0	0	6	27	1.62	0	0	0
Apr. 3	at #5 Florida*		DNP																		
Apr. 4	at #5 Florida*	*	W	5.0	5	4	4	2	9	0	0	1	1	0	0	22	94	1.82	0	0	0
Apr. 5	at #5 Florida*	--	--	4.2	1	0	0	2	6	0	0	0	0	0	0	17	80	1.74	0	0	0
Apr. 10	#8 ARKANSAS*		DNP																		
Apr. 11	#8 ARKANSAS*	*	L	4.1	3	4	4	3	3	0	0	0	0	0	0	18	87	1.93	0	0	0
Apr. 12	#8 ARKANSAS*	--	--	2.0	4	5	5	4	2	1	0	0	3	0	0	14	51	2.21	0	0	0
Apr. 17	at #12 Texas A&M*		DNP																		
Apr. 18	at #12 Texas A&M*	*	L	5.1	2	4	4	9	5	0	0	0	1	2	0	29	122	2.35	0	1	0
Apr. 19	at #12 Texas A&M*	--	--	5.0	7	3	3	0	7	1	0	1	4	0	0	21	78	2.42	0	0	0
Apr. 24	#20 LSU*	*	W	6.2	5	3	3	5	11	2	0	0	1	2	0	31	120	2.46	0	0	0
Apr. 25	#20 LSU*		DNP																		
Apr. 26	#20 LSU*	*	--	3.0	4	3	3	1	4	0	0	1	1	0	0	13	61	2.56	0	0	0
Apr. 30	at Ole Miss*	*	W	7.0	1	0	0	0	14	0	0	0	0	1	0	23	91	2.43	0	0	0
May 1	at Ole Miss*		DNP																		
May 2	at Ole Miss*	*	L	6.1	5	3	2	1	7	0	0	1	0	0	0	26	108	2.42	0	0	0
May 5	at Kentucky		W	3.0	2	2	2	1	2	0	0	1	0	0	0	12	46	2.47	1	0	0
May 6	vs. #9 Arkansas	*	L	6.0	6	3	3	1	2	1	0	2	0	0	0	25	87	2.51	0	0	0
May 15	vs. Saint Mary's (CA)		W	1.2	0	0	0	1	2	0	0	0	0	1	0	7	21	2.48	0	0	0
May 16	at #12 Oregon	*	W	7.0	0	0	0	1	10	0	0	0	0	0	0	22	77	2.38	0	1	0
May 17	vs. Saint Mary's (CA)	*	W	7.0	2	0	0	0	4	14	1	0	0	0	0	26	98	2.28	0	0	0
May 22	at #2 Oklahoma																				
May 23	at #2 Oklahoma																				
May 24	at #2 Oklahoma																				

STANDOUT GAMES

	2026	CAREER
5+ Strikeouts	23	40
10+ Strikeouts	10	11
2-run or less CG	9	18

STREAKS

	ACTIVE	CAREER
Wins	3	5
Scoreless Innings	17.2	21.2

	ERA	W-L	APP	GS	CG	SHO	SV	IP	H	R	ER	BB	SO	2B	3B	HR	BF	B/AVG	WP	HP	PO	A	E	FLD
2024*	4.61	7-3	19	9	1	1	0	54.2	62	40	36	41	47	11	1	5	275	.286	5	8	0	6	0	1.000
2025*	2.87	15-8	34	29	9	4	1	153.2	110	84	63	90	150	18	1	6	690	.198	20	25	4	19	0	1.000
2026	2.28	16-7	38	23	13	4	4	169.0	104	59	55	57	261	14	1	14	671	.176	18	13	4	7	0	1.000
TOTAL	2.86	38-18	91	61	23	9	5	377.1	276	183	154	188	458	43	3	25	1636	.203	43	46	8	32	0	1.000

* at Troy



5 ALLY SUPAN UTL

FRESHMAN | R/R | 5-4 // PHENIX CITY, ALA. (CENTRAL HS)

SEASON HIGHS

At-Bats	2	at Texas A&M, 4/18/26
Hits		
Runs Scored	1	15x, last, at Ole Miss, 5/1/26
Runs Batted In		
Doubles		
Triples		
Home Runs		
Walks		
Stolen Bases	1	2x, last, LSU, 4/25/26
Putouts	2	at Texas A&M, 4/18/26
Assists	1	2x, last, at Texas A&M, 4/18/26
Hitting Streak		

CAREER HIGHS

At-Bats	2	at Texas A&M, 4/18/26
Hits		
Runs Scored	1	15x, last, at Ole Miss, 5/1/26
Runs Batted In		
Doubles		
Triples		
Home Runs		
Walks		
Stolen Bases	1	2x, last, LSU, 4/25/26
Putouts	2	at Texas A&M, 4/18/26
Assists	1	2x, last, at Texas A&M, 4/18/26
Hitting Streak		

NOTEWORTHY

- » Has played in 42 games, primarily as a pinch runner.
- » Has scored 15 times.
- » Scored the tying run off the bench at **Ole Miss (5/1)**.
- » Made a diving catch at **No. 12 Texas A&M (4/18)** after entering as a pinch hitter.
- » Scored the tying run off the bench in the top of the seventh at **No. 5 Florida (4/5)**.
- » Scored the game-winning run as a pinch runner against **No. 23 South Carolina (3/29)**.
- » Stole a base **vs. New Mexico (3/6)**.
- » Pinch hit against **Rutgers (2/13)** and played as a defensive replacement against **Delaware State (2/21)**.
- » Came on as a defensive replacement at second base **vs. New Mexico (2/7)**.
- » Scored the tying run **vs. Wichita State (2/6)** to send the game to extra innings.
- » Considered the No. 12 utility player in the class by Extra Inning Softball.
- » Named 7A Hitter of the Year and OA News Hitter of the Year as a junior after breaking the school record with 77 RBIs.
- » Also played flag football Central High School, winning the school's first two state championships and reaching a No. 1 national ranking in 2024.

SUPAN'S GAME-BY-GAME STATS

DATE	OPPONENT	POS	AB	R	H	RBI	2B	3B	HR	BB	SB	CS	HBP	SH	SF	GDP	K	PO	A	E	AVG	
Feb. 5	at Baylor	PR	0	0	0	0	0	0	0	0	0	0	0	0	0	0	0	0	0	0	0	--
Feb. 6	vs. Northwestern State	PR	0	1	0	0	0	0	0	0	0	0	0	0	0	0	0	0	0	0	0	--
Feb. 6	vs. Wichita State	PR	0	1	0	0	0	0	0	0	0	0	0	0	0	0	0	0	0	0	0	--
Feb. 7	vs. New Mexico	2B	0	0	0	0	0	0	0	0	0	0	0	0	0	0	0	1	0	0	0	--
Feb. 10	SOUTHERN MISS	PR	0	1	0	0	0	0	0	0	0	0	0	0	0	0	0	0	0	0	0	--
Feb. 13	MURRAY STATE	PR	0	1	0	0	0	0	0	0	0	0	0	0	0	0	0	0	0	0	0	--
Feb. 13	RUTGERS	PH	1	0	0	0	0	0	0	0	0	0	0	0	0	0	0	0	0	0	0	.000
Feb. 14	RUTGERS	PR	0	0	0	0	0	0	0	0	0	0	0	0	0	0	0	0	0	0	0	.000
Feb. 14	NORTH TEXAS	PR	0	0	0	0	0	0	0	0	0	0	0	0	0	0	0	0	0	0	0	.000
Feb. 15	NORTH TEXAS	DNP																				
Feb. 18	MEMPHIS	PR	0	1	0	0	0	0	0	0	0	0	0	0	0	0	0	0	0	0	0	.000
Feb. 20	BELMONT	DNP																				
Feb. 20	SAMFORD	PR	0	1	0	0	0	0	0	0	0	0	0	0	0	0	0	0	0	0	0	.000
Feb. 21	BELMONT	DNP																				
Feb. 21	DELAWARE STATE	2B	1	0	0	0	0	0	0	0	0	0	0	0	0	0	0	0	1	0	0	.000
Feb. 22	DELAWARE STATE																					
Feb. 25	at Georgia Tech	PR	0	1	0	0	0	0	0	0	0	0	0	0	0	0	0	0	0	0	0	.000
Feb. 27	vs. Wolford	DNP																				
Feb. 28	vs. Georgia Southern	DNP																				
Feb. 28	at #25 Clemson	PR	0	0	0	0	0	0	0	0	0	0	0	0	0	0	0	0	0	0	0	.000
Mar. 1	at #25 Clemson	PR	0	1	0	0	0	0	0	0	0	0	0	0	0	0	0	0	0	0	0	.000
Mar. 4	at UAB	PR	0	1	0	0	0	0	0	0	0	0	0	0	0	0	0	0	0	0	0	.000
Mar. 6	vs. New Mexico	PR	0	0	0	0	0	0	0	0	1	0	0	0	0	0	0	0	0	0	0	.000
Mar. 6	at South Alabama	DNP																				
Mar. 7	vs. New Mexico	DNP																				
Mar. 7	vs. Samford	DNP																				
Mar. 8	at South Alabama	PR	0	1	0	0	0	0	0	0	0	0	0	0	0	0	0	0	0	0	0	.000
Mar. 10	SOUTHEAST MISSOURI	PH	1	0	0	0	0	0	0	0	0	0	0	0	0	0	0	0	0	0	0	.000
Mar. 10	SOUTHEAST MISSOURI	PR	0	1	0	0	0	0	0	0	0	0	0	0	0	0	0	0	0	0	0	.000
Mar. 13	#1 TENNESSEE*	PR	0	0	0	0	0	0	0	0	0	0	0	0	0	0	0	0	0	0	0	.000
Mar. 14	#1 TENNESSEE*	PH	0	0	0	0	0	0	0	0	0	1	0	0	0	0	0	0	0	0	0	.000
Mar. 15	#1 TENNESSEE*	DNP																				
Mar. 18	UAB	PR	0	0	0	0	0	0	0	0	0	0	0	0	0	0	0	0	0	0	0	.000
Mar. 20	at #15 Georgia*	DNP																				
Mar. 21	at #15 Georgia*	PR	0	0	0	0	0	0	0	0	0	0	0	0	0	0	0	0	0	0	0	.000
Mar. 22	at #15 Georgia*	PR	0	0	0	0	0	0	0	0	0	0	0	0	0	0	0	0	0	0	0	.000
Mar. 25	UT MARTIN	PR	0	1	0	0	0	0	0	0	0	0	0	0	0	0	0	0	0	0	0	.000
Mar. 28	#23 SOUTH CAROLINA*	DNP																				
Mar. 29	#23 SOUTH CAROLINA*	PR	0	1	0	0	0	0	0	0	0	0	0	0	0	0	0	0	0	0	0	.000
Mar. 30	#23 SOUTH CAROLINA*	PR	0	0	0	0	0	0	0	0	0	0	0	0	0	0	0	0	0	0	0	.000
Apr. 3	at #5 Florida*	PR	0	0	0	0	0	0	0	0	0	0	0	0	0	0	0	0	0	0	0	.000
Apr. 4	at #5 Florida*	PR	0	0	0	0	0	0	0	0	0	0	0	0	0	0	0	0	0	0	0	.000
Apr. 5	at #5 Florida*	PR	0	1	0	0	0	0	0	0	0	0	0	0	0	0	0	0	0	0	0	.000
Apr. 10	#8 ARKANSAS*	PR	0	0	0	0	0	0	0	0	0	0	0	0	0	0	0	0	0	0	0	.000
Apr. 11	#8 ARKANSAS*	DNP																				
Apr. 12	#8 ARKANSAS*	DNP																				
Apr. 17	at #12 Texas A&M*	PH	1	0	0	0	0	0	0	0	0	0	0	0	0	0	0	1	0	0	0	.000
Apr. 18	at #12 Texas A&M*	PH/2B	2	0	0	0	0	0	0	0	0	0	0	0	0	0	0	0	2	1	0	.000
Apr. 19	at #12 Texas A&M*	PH	1	0	0	0	0	0	0	0	0	0	0	0	0	0	0	0	0	0	0	.000
Apr. 24	#20 LSU*	DNP																				
Apr. 25	#20 LSU*	PR	0	0	0	0	0	0	0	0	1	0	0	0	0	0	0	0	0	0	0	.000
Apr. 26	#20 LSU*	PR	0	0	0	0	0	0	0	0	0	0	0	0	0	0	0	0	0	0	0	.000
Apr. 30	at Ole Miss*	PR	0	0	0	0	0	0	0	0	0	0	0	0	0	0	0	0	0	0	0	.000
May 1	at Ole Miss*	PR	0	1	0	0	0	0	0	0	0	0	0	0	0	0	0	0	0	0	0	.000
May 2	at Ole Miss*	DNP																				
May 5	at Kentucky	PR	0	0	0	0	0	0	0	0	0	0	0	0	0	0	0	0	0	0	0	.000
May 6	vs. #9 Arkansas	PR	0	0	0	0	0	0	0	0	0	0	0	0	0	0	0	0	0	0	0	.000
May 15	vs. Saint Mary's (CA)	DNP																				
May 16	at #12 Oregon	PR	0	0	0	0	0	0	0	0	0	0	0	0	0	0	0	0	0	0	0	.000
May 17	vs. Saint Mary's (CA)	DNP																				
May 22	at #2 Oklahoma																					
May 23	at #2 Oklahoma																					
May 24	at #2 Oklahoma																					

MULTI-HIT GAMES

	2	3	4	5+	TOTAL
2026	--	--	--	--	0
TOTAL	--	--	--	--	0

MULTI-RBI GAMES

	2	3	4	5+	TOTAL
2026	--	--	--	--	0
TOTAL	--	--	--	--	0

	AVG	GP-GS	AB	R	H	2B	3B	HR	RBI	TB	SLG	BB	HBP	SO	GDP	OBP	SF	SH	SB-ATT	PO	A	E	FLD
2026	.000	42-0	7	15	0	0	0	0	0	0	.000	0	1	1	0	.125	0	0	2-2	3	2	0	1.000
TOTAL	.000	42-0	7	15	0	0	0	0	0	0	.000	0	1	1	0	.125	0	0	2-2	3	2	0	1.000



6 CARSON SMITH INF
FRESHMAN | R/R | 5-0 // MENDENHALL, MISS. (HARTFIELD ACADEMY)

SEASON HIGHS

At-Bats	2	Delaware State, 2/21/26
Hits	1	Delaware State, 2/21/26
Runs Scored	1	Delaware State, 2/21/26
Runs Batted In	2	Delaware State, 2/21/26
Doubles	1	Delaware State, 2/21/26
Triples		
Home Runs		
Walks		
Stolen Bases		
Putouts	1	Delaware State, 2/21/26
Assists	1	Delaware State, 2/21/26
Hitting Streak	1 gm	2/21/26, Delaware State to current

CAREER HIGHS

At-Bats	2	Delaware State, 2/21/26
Hits	1	Delaware State, 2/21/26
Runs Scored	1	Delaware State, 2/21/26
Runs Batted In	2	Delaware State, 2/21/26
Doubles	1	Delaware State, 2/21/26
Triples		
Home Runs		
Walks		
Stolen Bases		
Putouts	1	Delaware State, 2/21/26
Assists	1	Delaware State, 2/21/26
Hitting Streak	1 gm	2/21/26, Delaware State to current

NOTEWORTHY

- » Has played in three games.
- » Pinch ran at Ole Miss (5/2) and at South Alabama (3/8).
- » Made her collegiate debut against Delaware State (2/21) delivering a two-run double after entering as a defensive replacement.
- » Ranked No. 36 overall in the class by Extra Inning Softball and the No. 13 middle infielder.
- » Batted .534 with career-high 24 stolen bases and six homers and was named an MAIS All-Star in her senior season.

SMITH'S GAME-BY-GAME STATS

DATE	OPPONENT	POS	AB	R	H	RBI	2B	3B	HR	BB	SB	CS	HBP	SH	SF	GDP	K	PO	A	E	AVG	
Feb. 5	at Baylor		DNP																			
Feb. 6	vs. Northwestern State		DNP																			
Feb. 6	vs. Wichita State		DNP																			
Feb. 7	vs. New Mexico		DNP																			
Feb. 10	SOUTHERN MISS		DNP																			
Feb. 13	MURRAY STATE		DNP																			
Feb. 13	RUTGERS		DNP																			
Feb. 14	RUTGERS		DNP																			
Feb. 14	NORTH TEXAS		DNP																			
Feb. 15	NORTH TEXAS		DNP																			
Feb. 18	MEMPHIS		DNP																			
Feb. 20	BELMONT		DNP																			
Feb. 20	SAMFORD		DNP																			
Feb. 21	BELMONT		DNP																			
Feb. 21	DELAWARE STATE	3B	2	1	1	2	1	0	0	0	0	0	0	0	0	0	0	0	1	1	0	.500
Feb. 22	DELAWARE STATE																					
Feb. 25	at Georgia Tech		DNP																			
Feb. 27	vs. Wofford		DNP																			
Feb. 28	vs. Georgia Southern		DNP																			
Feb. 28	at #25 Clemson		DNP																			
Mar. 1	at #25 Clemson		DNP																			
Mar. 4	at UAB		DNP																			
Mar. 6	vs. New Mexico		DNP																			
Mar. 6	at South Alabama		DNP																			
Mar. 7	vs. New Mexico		DNP																			
Mar. 7	vs. Samford		DNP																			
Mar. 8	at South Alabama	PR	0	0	0	0	0	0	0	0	0	0	0	0	0	0	0	0	0	0	0	.500
Mar. 10	SOUTHEAST MISSOURI		DNP																			
Mar. 10	SOUTHEAST MISSOURI		DNP																			
Mar. 13	#1 TENNESSEE*		DNP																			
Mar. 14	#1 TENNESSEE*		DNP																			
Mar. 15	#1 TENNESSEE*		DNP																			
Mar. 18	UAB		DNP																			
Mar. 20	at #15 Georgia*		DNP																			
Mar. 21	at #15 Georgia*		DNP																			
Mar. 22	at #15 Georgia*		DNP																			
Mar. 25	UT MARTIN		DNP																			
Mar. 28	#23 SOUTH CAROLINA*		DNP																			
Mar. 29	#23 SOUTH CAROLINA*		DNP																			
Mar. 30	#23 SOUTH CAROLINA*		DNP																			
Apr. 3	at #5 Florida*		DNP																			
Apr. 4	at #5 Florida*		DNP																			
Apr. 5	at #5 Florida*		DNP																			
Apr. 10	#8 ARKANSAS*		DNP																			
Apr. 11	#8 ARKANSAS*		DNP																			
Apr. 12	#8 ARKANSAS*		DNP																			
Apr. 17	at #12 Texas A&M*		DNP																			
Apr. 18	at #12 Texas A&M*		DNP																			
Apr. 19	at #12 Texas A&M*		DNP																			
Apr. 24	#20 LSU*		DNP																			
Apr. 25	#20 LSU*		DNP																			
Apr. 26	#20 LSU*		DNP																			
Apr. 30	at Ole Miss*		DNP																			
May 1	at Ole Miss*		DNP																			
May 2	at Ole Miss*	PR	0	0	0	0	0	0	0	0	0	0	0	0	0	0	0	0	0	0	0	.500
May 5	at Kentucky		DNP																			
May 6	vs. #9 Arkansas		DNP																			
May 15	vs. Saint Mary's (CA)		DNP																			
May 16	at #12 Oregon		DNP																			
May 17	vs. Saint Mary's (CA)		DNP																			
May 22	at #2 Oklahoma		DNP																			
May 23	at #2 Oklahoma		DNP																			
May 24	at #2 Oklahoma		DNP																			

MULTI-HIT GAMES

	2	3	4	5+	TOTAL
2026	--	--	--	--	0
TOTAL	--	--	--	--	0

MULTI-RBI GAMES

	2	3	4	5+	TOTAL
2026	1	--	--	--	1
TOTAL	1	--	--	--	1

	AVG	GP-GS	AB	R	H	2B	3B	HR	RBI	TB	SLG	BB	HBP	SO	GDP	OBP	SF	SH	SB-ATT	PO	A	E	FLD
2026	.500	3-0	2	1	1	1	0	0	2	2	1.000	0	0	0	0	.500	0	0	0-0	3	2	0	1.000
TOTAL	.500	3-0	2	1	1	1	0	0	2	2	1.000	0	0	0	0	.500	0	0	0-0	3	2	0	1.000



9

KIARRA SELLS UT

SENIOR | R/R | 5-6 // JASPER, TEXAS (JASPER HS)

SEASON HIGHS

At-Bats	4	9x, last, South Carolina, 3/28/26
Hits	3	3x, last, at Clemson, 3/1/26
Runs Scored	2	12x, last, UT Martin, 3/25/26
Runs Batted In	3	5x, last, UT Martin, 3/25/26
Doubles	1	12x, last, at Florida, 4/5/26
Triples		
Home Runs	2	at South Alabama, 3/8/26
Walks	3	2x, last, at Georgia, 3/22/26
Stolen Bases	2	vs. Wofford, 2/27/26
Putouts	2	3x, last, at Florida, 4/4/26
Assists	1	vs. Wichita State, 2/6/26
Hitting Streak	12 gm	2/20/26, Samford to 3/7/26, vs. Samford

CAREER HIGHS

At-Bats	4	16x, last, South Carolina, 3/28/26
Hits	3	3x, last, at Clemson, 3/1/26
Runs Scored	2	22x, last, UT Martin, 3/25/26
Runs Batted In	4	2x, last, Missouri, 4/13/25
Doubles	1	20x, last, at Florida, 4/5/26
Triples		
Home Runs	2	2x, last, at South Alabama, 3/8/26
Walks	3	3x, last, at Georgia, 3/22/26
Stolen Bases	2	vs. Wofford, 2/27/26
Putouts	5	Ole Miss, 5/3/25
Assists	2	vs. Tulsa, 2/24/23
Hitting Streak	12 gm	2/20/26, Samford to 3/7/26, vs. Samford

NOTEWORTHY

- » NFCA Second Team All-South Region.
- » Has started all 59 games in right field.
- » Leads team with a .342 average.
- » Also leads team in slugging percentage, on-base percentage, runs, doubles, home runs, walks and stolen bases.
- » Second on the team in total bases (106) and RBIs (30).
- » Singled and scored at **Kentucky (5/5)** in the SEC Tournament.
- » Homered for the game's only run in the shutout win at **Ole Miss (4/30)**.
- » Extended her career-long reached-base streak to 18 games against **No. 20 LSU (4/24)**.
- » Homered and doubled in the series finale at **No. 5 Florida (4/5)** and finished the series with a 1.725 OPS.
- » Opened the series against the **Gators (4/3)** with a leadoff double.
- » Singled and walked against **No. 23 South Carolina (3/29)**.
- » Reached base in all three plate appearances against **UT Martin (3/25)**, hitting a two-run home run and RBI double.
- » Drew three walks in the series finale at **No. 15 Georgia (3/22)**.
- » Hit the game-tying home run against the **Bulldogs (3/21)**.
- » Drove in three runs with a pair of homers at **South Alabama (3/8)**.
- » Collected three hits, including a home run, in the run-rule win at **No. 25 Clemson (3/1)**.
- » Hit a three-run homer vs. **Georgia Southern (2/28)**.
- » Went 3-for-4 vs. **Wofford (2/27)** while stealing twice.
- » Doubled and homered at **Georgia Tech (2/25)**.
- » Doubled, walked, stole a base and scored twice against **Delaware State (2/22)**.
- » Hit a three-run homer against **Memphis (2/18)** with a single, walk and stolen base.
- » Collected a career-high three hits vs. **New Mexico (2/7)** with a double.
- » Hit a two-run homer on Opening Day at **Baylor (2/5)** and was hit by a pitch.

SELLS' GAME-BY-GAME STATS

DATE	OPPONENT	POS	AB	R	H	RBI	2B	3B	HR	BB	SB	CS	HBP	SH	SF	GDP	K	PO	A	E	AVG	
Feb. 5	at Baylor	*RF/DP	2	1	1	2	0	0	1	1	0	0	1	0	0	0	1	0	0	0	0	.500
Feb. 6	vs. Northwestern State	*RF/DP	3	2	1	0	0	0	0	1	1	0	0	0	0	0	1	0	0	0	0	.400
Feb. 6	vs. Wichita State	*RF/DP	4	0	0	0	0	0	0	0	0	0	0	0	0	0	1	2	1	0	.222	
Feb. 7	vs. New Mexico	*RF	4	2	3	0	1	0	0	0	0	0	0	0	0	0	0	0	0	0	.385	
Feb. 10	SOUTHERN MISS	*RF/DP	3	0	1	0	0	0	0	0	0	0	0	0	0	0	0	0	0	0	.375	
Feb. 13	MURRAY STATE	*RF/DP	2	1	0	0	0	0	0	1	0	0	0	0	0	0	0	0	0	0	.333	
Feb. 13	RUTGERS	*RF/DP	3	2	1	2	0	0	1	1	1	0	0	0	0	0	0	0	0	0	.333	
Feb. 14	RUTGERS	*RF	3	1	2	0	0	0	0	0	0	1	0	0	0	0	0	0	0	0	.375	
Feb. 14	NORTH TEXAS	*RF/DP	4	1	2	1	0	0	1	0	0	0	0	0	0	0	1	0	0	0	.393	
Feb. 15	NORTH TEXAS	*RF	2	0	0	0	0	0	0	1	0	0	0	0	0	0	0	0	0	0	.367	
Feb. 18	MEMPHIS	*RF	2	1	2	3	0	0	1	1	1	0	0	0	0	0	0	0	0	0	.406	
Feb. 20	BELMONT	*RF/DP	3	0	0	0	0	0	0	0	0	0	0	0	0	0	2	0	0	0	.371	
Feb. 20	SAMFORD	*RF	2	1	1	3	1	0	0	1	0	0	0	1	0	0	0	0	0	0	.378	
Feb. 21	BELMONT	*RF/DP	2	2	2	0	1	0	0	0	1	0	1	0	0	0	0	0	0	0	.410	
Feb. 21	DELAWARE STATE	*RF	1	2	1	1	1	0	0	1	1	0	0	0	0	0	0	0	0	0	.425	
Feb. 22	DELAWARE STATE																					
Feb. 25	at Georgia Tech	*RF/DP	4	2	2	2	1	0	1	0	0	0	0	0	0	0	1	1	0	0	.432	
Feb. 27	vs. Wofford	*RF/DP	4	2	3	0	0	0	0	2	0	0	0	0	0	0	0	1	0	0	.458	
Feb. 28	vs. Georgia Southern	*RF	2	1	1	3	0	0	0	1	1	0	0	0	0	0	0	0	0	0	.460	
Feb. 28	at #25 Clemson	*RF/DP	3	0	1	0	1	0	0	0	0	0	0	0	0	0	1	0	0	0	.453	
Mar. 1	at #25 Clemson	*RF/DP	4	2	3	1	0	0	0	0	0	0	0	0	0	0	0	0	0	0	.474	
Mar. 4	at UAB	*RF/DP	3	0	1	0	1	0	0	1	0	0	0	0	0	0	0	0	0	0	.467	
Mar. 6	vs. New Mexico	*RF	3	1	2	0	1	0	0	0	0	0	0	0	0	0	0	0	0	0	.476	
Mar. 6	at South Alabama	*RF	3	0	2	1	1	0	0	0	0	0	0	0	0	0	1	1	0	0	.485	
Mar. 7	vs. New Mexico	*RF	2	2	1	2	0	0	1	1	0	0	0	0	0	0	0	0	0	0	.485	
Mar. 7	vs. Samford	*RF	3	0	0	0	0	0	0	0	0	0	0	0	0	0	1	0	0	0	.465	
Mar. 8	at South Alabama	*RF/DP	4	2	2	3	0	0	2	0	0	0	0	0	0	0	0	0	0	0	.467	
Mar. 10	SOUTHEAST MISSOURI	*RF	2	2	0	0	0	0	0	1	1	0	0	0	0	0	0	0	0	0	.455	
Mar. 10	SOUTHEAST MISSOURI	*RF/DP	1	1	0	0	0	0	0	3	0	0	0	0	0	0	1	0	0	0	.449	
Mar. 13	#1 TENNESSEE*	*RF/DP	4	0	0	0	0	0	0	0	0	0	0	0	0	0	0	1	0	0	.427	
Mar. 14	#1 TENNESSEE*	*RF/DP	3	0	0	0	0	0	0	0	0	0	0	0	0	0	2	1	0	0	.412	
Mar. 15	#1 TENNESSEE*	*RF/DP	3	0	0	0	0	0	0	0	0	0	0	0	0	0	0	1	0	0	.398	
Mar. 18	UAB	*RF/DP	2	1	0	0	0	0	0	1	0	0	0	0	0	0	0	0	0	0	.389	
Mar. 20	at #15 Georgia*	*RF/DP	3	0	1	0	0	0	0	0	0	0	0	0	0	0	0	0	0	0	.387	
Mar. 21	at #15 Georgia*	*RF/DP	2	1	2	1	0	0	1	1	0	1	0	0	0	0	0	0	0	0	.400	
Mar. 22	at #15 Georgia*	*RF/DP	1	1	0	0	0	0	0	3	0	0	0	0	0	0	0	0	0	0	.396	
Mar. 25	UT MARTIN	*RF/DP	2	2	2	3	1	0	1	0	0	0	0	0	0	0	0	0	0	0	.408	
Mar. 28	#23 SOUTH CAROLINA*	*RF/DP	4	0	1	0	0	0	0	0	0	0	0	0	0	0	2	1	0	0	.402	
Mar. 29	#23 SOUTH CAROLINA*	*RF/DP	2	0	1	0	0	0	0	1	0	0	0	0	0	0	0	1	0	0	.404	
Mar. 30	#23 SOUTH CAROLINA*	*RF/DP	3	0	1	0	0	0	0	0	0	0	0	0	0	0	1	2	0	0	.402	
Apr. 3	at #5 Florida*	*RF/DP	3	0	1	0	1	0	0	0	0	0	0	0	0	0	0	0	0	0	.400	
Apr. 4	at #5 Florida*	*RF/DP	2	1	1	0	0	0	0	1	0	0	0	0	0	0	0	2	0	0	.402	
Apr. 5	at #5 Florida*	*RF/DP	3	1	2	1	1	0	1	0	0	0	0	0	0	0	0	0	0	0	.409	
Apr. 10	#8 ARKANSAS*	*RF/DP	2	1	0	0	0	0	0	0	0	0	0	0	0	0	0	1	0	0	.402	
Apr. 11	#8 ARKANSAS*	*RF/DP	1	0	0	0	0	0	0	1	0	0	0	0	0	0	0	0	0	0	.398	
Apr. 12	#8 ARKANSAS*	*RF/DP	2	0	0	0	0	0	0	1	0	0	0	0	0	0	2	1	0	0	.392	
Apr. 17	at #12 Texas A&M*	*RF/DP	2	0	0	0	0	0	0	0	0	0	0	0	0	0	0	1	0	0	.385	
Apr. 18	at #12 Texas A&M*	*RF/DP	1	0	0	0	0	0	0	2	0	0	0	0	0	0	0	0	0	0	.382	
Apr. 19	at #12 Texas A&M*	*RF	2	1	1	0	0	0	0	1	0	0	1	0	0	0	1	1	0	0	.384	
Apr. 24	#20 LSU*	*RF	1	1	0	0	0	0	0	1	0	0	1	0	0	0	0	0	0	0	.381	
Apr. 25	#20 LSU*	*RF	3	0	0	0	0	0	0	0	0	0	0	0	0	0	2	0	0	0	.372	
Apr. 26	#20 LSU*	*RF/DP	2	0	0	0	0	0	0	1	0	0	0	0	0	0	1	1	0	0	.366	
Apr. 30	at Ole Miss*	*RF/DP	3	1	1	1	0	0	0	0	0	0	0	0	0	0	0	0	0	0	.366	
May 1	at Ole Miss*	*RF/DP	3	0	1	0	0	0	0	1	0	0	0	0	0	0	0	0	0	0	.365	
May 2	at Ole Miss*	*RF	2	0	0	0	0	0	0	1	0	0	0	0	0	0	1	1	0	0	.360	
May 5	at Kentucky	*RF	3	1	1	0	0	0	0	0	0	0	0	0	0	0	1	1	0	0	.359	
May 6	vs. #9 Arkansas	*RF/DP	3	0	0	0	0	0	0	0	0	0	0	0	0	0	0	1	0	0	.352	
May 15	vs. Saint Mary's (CA)	*RF/DP	3	0	0	0	0	0	0	0	0	0	0	0	0	0	2	1	0	0	.345	



10

NADIA BARBARY INF

SENIOR | R/R | 5-7 // DOUGLASVILLE, GA. (CHAPEL HILL HS)

SEASON HIGHS

At-Bats	5	at Texas A&M, 4/19/26
Hits	4	Samford, 2/20/26
Runs Scored	2	7x, last, at Florida, 4/4/26
Runs Batted In	4	3x, last, vs. Samford, 3/7/26
Doubles	1	11x, last, at Kentucky, 5/5/26
Triples		
Home Runs	2	at UAB, 3/4/26
Walks	2	2x, last, Delaware State, 2/21/26
Stolen Bases	1	Samford, 2/20/26
Putouts	3	3x, last, vs. Arkansas, 5/6/26
Assists	4	2x, last, vs. Saint Mary's (CA), 5/15/26
Hitting Streak	9 gm	5/16/25, vs. Washington to 2/10/26, Southern Miss

CAREER HIGHS

At-Bats	5	5x, last, at Texas A&M, 4/19/26
Hits	4	3x, last, Samford, 2/20/26
Runs Scored	3	3x, last, Washington, 5/17/25
Runs Batted In	5	ULM, 3/13/24
Doubles	2	at South Carolina, 4/5/24
Triples	1	at Northwestern, 3/21/25
Home Runs	2	2x, last, at UAB, 3/4/26
Walks	3	4x, last, Ole Miss, 5/1/25
Stolen Bases	1	5x, last, Samford, 2/20/26
Putouts	5	Alabama, 4/15/23
Assists	6	at Missouri, 4/28/24
Hitting Streak	9 gm	2x, last, 5/16/25, vs. Washington to 2/10/26, Southern Miss

NOTEWORTHY

- » NFCA Third Team All-South Region.
- » Second Team All-SEC.
- » Has started all 59 games at third base.
- » Batting .330 (60-for-182), which is second on team
- » Leading the team in hits, homers (14), total bases (113) and RBIs (40).
- » Second in doubles (11), runs (32) and slugging percentage (.621).
- » Third in on-base percentage (.392).
- » 13th player in program history to record 200 career hits and 50 multi-hit games.
- » Homered vs. **Saint Mary's (CA) (5/15)** and provided the walk-off hit in the NCAA Tournament.
- » Added a two-run homer against the **Gaels (5/17)** later in the weekend.
- » Singled and brought home a run on a walk at **Ole Miss (5/1)**.
- » Went 2-for-4 against the **Rebels (4/30)**.
- » Hit a two-run home run against **No. 20 LSU (4/26)**, setting a new single-season career high.
- » Recorded her 10th double of the year against the **Tigers (4/24)**.
- » Doubled at **No. 12 Texas A&M (4/17)**.
- » Homered and walked against **No. 8 Arkansas (4/12)**.
- » Reached double-digit home runs for the second year of her career with her 10th in the series finale at **No. 5 Florida (4/5)**.
- » Homered against the **Gators (4/4)** and walked.
- » Doubled against **No. 23 South Carolina (3/30)**.
- » Went 2-for-3 against the **Gamecocks (3/29)**.
- » Reached base three times with a single, double and a walk in the series finale at **No. 15 Georgia (3/22)**.
- » Tied the MSU career record with her third grand slam vs. **Samford (3/7)**.
- » Hit two home runs and collected four RBIs at **UAB (3/4)**.
- » Homered and walked at **Georgia Tech (2/25)**.
- » Went 4-for-4 against **Samford (2/20)**.
- » Drove in the tying run to send the game vs. **Wichita State (2/6)** into extras before launching a three-run homer in the eighth.
- » Doubled and homered on Opening Day at **Baylor (2/5)**.

BARBARY'S GAME-BY-GAME STATS

DATE	OPPONENT	POS	AB	R	H	RBI	2B	3B	HR	BB	SB	CS	HBP	SH	SF	GDP	K	PO	A	E	AVG					
Feb. 5	at Baylor	*3B	4	2	2	2	1	0	1	0	0	0	0	0	0	0	0	0	0	0	0	.500				
Feb. 6	vs. Northwestern State	*3B	3	0	1	0	0	0	0	1	0	0	0	0	0	0	1	3	1	0	.429					
Feb. 6	vs. Wichita State	*3B	4	1	1	4	0	0	1	0	0	0	0	0	0	0	0	0	1	0	.364					
Feb. 7	vs. New Mexico	*3B	4	2	2	0	1	0	0	0	0	0	0	0	0	0	1	0	0	0	.400					
Feb. 10	SOUTHERN MISS	*3B	2	0	1	1	0	0	0	0	0	0	0	0	1	0	0	0	3	0	.412					
Feb. 13	MURRAY STATE	*3B	1	1	0	0	0	0	0	2	0	0	0	0	0	0	0	0	0	0	.381					
Feb. 13	RUTGERS	*3B	3	0	1	2	0	0	0	0	0	0	0	0	1	0	1	0	4	0	.320					
Feb. 14	RUTGERS	*3B	4	0	0	0	0	0	0	0	0	0	0	0	0	2	1	0	0	0	.320					
Feb. 14	NORTH TEXAS	*3B	4	0	2	1	1	0	0	0	0	0	0	0	0	0	0	2	0	2	.345					
Feb. 15	NORTH TEXAS	*3B	3	0	0	1	0	0	0	1	0	0	0	0	0	0	0	0	1	0	.313					
Feb. 18	MEMPHIS	*3B	4	0	0	0	0	0	0	0	0	0	0	0	0	0	2	3	0	0	.278					
Feb. 20	BELMONT	*3B	3	0	0	0	0	0	0	0	0	0	0	0	0	0	2	1	1	0	.256					
Feb. 20	SAMFORD	*3B	4	1	4	1	0	0	1	0	0	0	0	0	0	0	1	0	0	0	.326					
Feb. 21	BELMONT	*3B	3	0	0	0	0	0	0	0	0	0	0	0	0	1	0	1	2	0	.304					
Feb. 21	DELAWARE STATE	*3B	0	2	0	0	0	0	0	2	0	0	0	0	0	0	0	0	0	0	.304					
Feb. 22	DELAWARE STATE									CANCELED																
Feb. 25	at Georgia Tech	*3B	3	2	1	1	0	0	1	1	0	0	0	0	0	0	0	0	1	0	0	.306				
Feb. 27	vs. Wofford	*3B	4	1	1	0	0	0	0	0	0	0	0	0	0	0	0	1	2	1	.302					
Feb. 28	vs. Georgia Southern	*3B	3	1	2	2	1	0	0	0	0	0	0	0	0	0	1	0	2	0	.321					
Feb. 28	at #25 Clemson	*3B	3	0	0	0	0	0	0	0	0	0	0	0	0	0	0	0	1	0	.305					
Mar. 1	at #25 Clemson	*3B	3	0	1	1	0	0	0	1	0	0	0	0	0	0	0	3	0	0	.306					
Mar. 4	at UAB	*3B	4	2	2	4	0	0	2	0	0	0	0	0	0	0	0	3	0	0	.318					
Mar. 6	vs. New Mexico	*3B	2	0	0	0	0	0	0	1	0	0	0	0	0	0	0	1	0	0	.309					
Mar. 6	at South Alabama	*3B	4	1	1	0	0	0	0	0	0	0	0	0	0	0	1	0	0	0	.306					
Mar. 7	vs. New Mexico	*3B	2	1	1	0	0	0	0	1	0	0	0	0	0	0	0	0	0	0	.311					
Mar. 7	vs. Samford	*3B	3	1	1	4	0	0	1	0	0	0	0	0	0	0	0	3	0	0	.312					
Mar. 8	at South Alabama	*3B	3	1	1	1	0	0	0	1	0	0	0	0	0	0	0	2	0	0	.313					
Mar. 10	SOUTHEAST MISSOURI	*3B	3	1	2	1	0	0	1	0	0	0	0	0	0	0	1	0	0	0	.325					
Mar. 10	SOUTHEAST MISSOURI	*3B	4	0	3	1	1	0	0	0	0	0	0	0	0	0	1	0	0	0	.345					
Mar. 13	#1 TENNESSEE*	*3B	4	0	1	0	0	0	0	0	0	0	0	0	0	0	1	0	1	1	.341					
Mar. 14	#1 TENNESSEE*	*3B	3	0	1	0	0	0	0	0	0	0	0	0	0	0	0	0	1	0	.340					
Mar. 15	#1 TENNESSEE*	*3B	3	0	0	0	0	0	0	0	0	0	0	0	0	0	0	0	0	0	.330					
Mar. 18	UAB	*3B	3	1	1	0	0	0	0	0	0	0	0	0	0	0	0	0	0	0	.330					
Mar. 20	at #15 Georgia*	*3B	4	0	2	1	1	0	0	0	0	0	0	0	0	1	0	0	0	1	.337					
Mar. 21	at #15 Georgia*	*3B	2	0	0	0	0	0	0	0	0	0	0	1	0	0	0	0	1	0	.330					
Mar. 22	at #15 Georgia*	*3B	3	2	2	0	1	0	0	1	0	0	0	0	0	0	0	1	2	0	.339					
Mar. 25	UT MARTIN	*3B	3	0	1	1	1	0	0	1	0	0	0	0	0	0	0	0	1	0	.339					
Mar. 28	#23 SOUTH CAROLINA*	*3B	3	0	1	0	0	0	0	0	0	0	0	0	0	0	0	0	2	0	.339					
Mar. 29	#23 SOUTH CAROLINA*	*3B	3	0	2	0	0	0	0	0	0	0	0	0	0	0	0	0	2	0	.347					
Mar. 30	#23 SOUTH CAROLINA*	*3B	3	0	1	1	0	0	0	0	0	0	0	0	0	0	0	1	1	0	.347					
Apr. 3	at #5 Florida*	*3B	3	0	0	0	0	0	0	0	0	0	0	0	0	0	1	0	2	0	.339					
Apr. 4	at #5 Florida*	*3B	3	2	2	2	0	0	1	1	0	0	0	0	0	0	0	0	2	0	.346					
Apr. 5	at #5 Florida*	*3B	2	1	1	1	0	0	1	1	0	0	0	0	0	0	0	1	1	1	.349					
Apr. 10	#8 ARKANSAS*	*3B	3	0	1	0	0	0	0	0	0	0	0	0	0	0	1	2	2	0	.348					
Apr. 11	#8 ARKANSAS*	*3B	2	0	0	0	0	0	0	0	0	0	0	0	0	0	0	0	0	0	.343					
Apr. 12	#8 ARKANSAS*	*3B	2	1	1	1	0	0	1	1	0	0	0	0	0	0	0	3	3	0	.346					
Apr. 17	at #12 Texas A&M*	*3B	3	0	1	0	1	0	0	0	0	0	0	0	0	0	0	1	0	0	.345					
Apr. 18	at #12 Texas A&M*	*3B	2	0	1	0	0	0	0	1	0	0	0	0	0	0	0	0	2	0	.348					
Apr. 19	at #12 Texas A&M*	*3B	5	0	0	0	0	0	0	0	0	0	0	0	0	0	1	1	1	0	.336					
Apr. 24	#20 LSU*	*3B	3	1	1	0	1	0	0	0	0	0	0	0	0	0	0	0	0	1	.336					
Apr. 25	#20 LSU*	*3B	3	1	1	0	0	0	0	0	0	0	0	0	0	0	0	0	1	0	.336					
Apr. 26	#20 LSU*	*3B	3	1	1	2	0	0	1	0	0	0	0	0	0	0	1	1	1	0	.335					
Apr. 30	at Ole Miss*	*3B	4	0	2	0	0	0	0	0	0	0	0	0	0	0	0	1	1	0	.340					
May 1	at Ole Miss*	*3B	3	0	1	1	0	0	1	0	0	0	0	0	0	0	1	2	1	0	.340					
May 2	at Ole Miss*	*3B	3	0	0	0	0	0	0	0	0	0	0	0	0	0	0	2	1	1	.333					
May 5	at Kentucky	*3B	4	0	1	0	1	0	0	0	0	0	0	0	0	0	1	0	2	0	.331					
May 6	vs. #9 Arkansas	*3B	3	0	1	0	0	0	0	0	0	0	0	0	0	0	0	3	1	0	.331					
May 15	vs. Saint Mary's (CA)	*3B	4	1	2	1	0	0	1	0	0															



11

ABIGAIL STEVENS P

REDSHIRT FRESHMAN | 6-0 | R/R // BRAXTON, MISS. (EAST RANKIN ACADEMY)

SEASON HIGHS

At-Bats	3	2x, last, Southeast Missouri, 3/10/26
Hits	1	7x, last, vs. Saint Mary's (CA), 5/17/26
Runs Scored	1	2x, last, vs. Samford, 3/7/26
Runs Batted In	2	at UAB, 3/4/26
Doubles	1	3x, last, vs. Samford, 3/7/2026
Home Runs	1	Delaware State, 2/21/26
Walks	1	Delaware State, 2/21/26
Stolen Bases		
Putouts		
Assists		
Hitting Streak	4 gm	2/21/26, Delaware State to 3/4/26, at UAB

CAREER HIGHS

At-Bats	3	2x, last, Southeast Missouri, 3/10/26
Hits	1	7x, last, vs. Saint Mary's (CA), 5/17/26
Runs Scored	1	2x, last, vs. Samford, 3/7/26
Runs Batted In	2	at UAB, 3/4/26
Doubles	1	3x, last, vs. Samford, 3/7/2026
Home Runs	1	Delaware State, 2/21/26
Walks	1	Delaware State, 2/21/26
Stolen Bases		
Putouts		
Assists		
Hitting Streak	4 gm	2/21/26, Delaware State to 3/4/26, at UAB

NOTEWORTHY

- » Has played in 17 games off the bench.
- » Batting .318 (7-for-22) on the year.
- » Delivered a pinch-hit single vs. **Saint Mary's (CA) (5/17)** in the NCAA Tournament.
- » Drove in a run against **SE Missouri (3/10)**.
- » Made her first career start vs. **Samford (3/7)** and doubled.
- » Plated two runs with a pinch-hit double at **UAB (3/4)**.
- » Pinch hit and singled at **No. 25 Clemson (3/1)**.
- » Provided a pinch-hit RBI double vs. **Wofford (2/27)**.
- » Picked up her first career hit, home run, pitching appearance, strikeout and win all against **Delaware State (2/21)**.
- » Made her collegiate debut vs. **Northwestern State (2/6)**.
- » Did not see game action and redshirted in 2025.
- » 2025 NFCA All-America Scholar-Athlete and SEC First-Year Honor Roll member.
- » Led East Rankin Academy to North State Championships in 2022 and 2023, the program's first in school history.

STEVENS' GAME-BY-GAME STATS

DATE	OPPONENT	POS	AB	R	H	RBI	2B	3B	HR	BB	SB	CS	HBP	SH	SF	GDP	K	PO	A	E	AVG	
Feb. 5	at Baylor		DNP																			
Feb. 6	vs. Northwestern State	PH	1	0	0	0	0	0	0	0	0	0	0	0	0	0	0	0	0	0	0	.000
Feb. 6	vs. Wichita State		DNP																			
Feb. 7	vs. New Mexico	PH	1	0	0	0	0	0	0	0	0	0	0	0	0	0	1	0	0	0	0	.000
Feb. 10	SOUTHERN MISS		DNP																			
Feb. 13	MURRAY STATE		DNP																			
Feb. 13	RUTGERS		DNP																			
Feb. 14	RUTGERS		DNP																			
Feb. 14	NORTH TEXAS		DNP																			
Feb. 15	NORTH TEXAS		DNP																			
Feb. 18	MEMPHIS		DNP																			
Feb. 20	BELMONT		DNP																			
Feb. 20	SAMFORD		DNP																			
Feb. 21	BELMONT		DNP																			
Feb. 21	DELAWARE STATE	P	1	1	1	1	0	0	1	1	0	0	0	0	0	0	0	0	0	0	0	.333
Feb. 22	DELAWARE STATE																					
Feb. 25	at Georgia Tech		DNP																			
Feb. 27	vs. Wofford	PH	1	0	1	1	1	0	0	0	0	0	0	0	0	0	0	0	0	0	0	.500
Feb. 28	vs. Georgia Southern		DNP																			
Feb. 28	at #25 Clemson		DNP																			
Mar. 1	at #25 Clemson	PH	1	0	1	0	0	0	0	0	0	0	0	0	0	0	0	0	0	0	0	.600
Mar. 4	at UAB	PH	1	0	1	2	1	0	0	0	0	0	0	0	0	0	0	0	0	0	0	.667
Mar. 6	vs. New Mexico		DNP																			
Mar. 6	at South Alabama	PH	1	0	0	0	0	0	0	0	0	0	0	0	0	0	1	0	0	0	0	.571
Mar. 7	vs. New Mexico	PH	1	0	0	0	0	0	0	0	0	0	0	0	0	0	0	0	0	0	0	.500
Mar. 7	vs. Samford	*DP	3	1	1	0	1	0	0	0	0	0	0	0	0	0	1	0	0	0	0	.455
Mar. 8	at South Alabama	*DP	2	0	0	0	0	0	0	0	0	0	0	0	0	0	1	0	0	0	0	.385
Mar. 10	SOUTHEAST MISSOURI		DNP																			
Mar. 10	SOUTHEAST MISSOURI	*DP	3	0	1	1	0	0	0	0	0	0	0	0	0	0	0	0	0	0	0	.375
Mar. 13	#1 TENNESSEE*		DNP																			
Mar. 14	#1 TENNESSEE*		DNP																			
Mar. 15	#1 TENNESSEE*	PH	1	0	0	0	0	0	0	0	0	0	0	0	0	0	1	0	0	0	0	.353
Mar. 18	UAB		DNP																			
Mar. 20	at #15 Georgia*		DNP																			
Mar. 21	at #15 Georgia*		DNP																			
Mar. 22	at #15 Georgia*		DNP																			
Mar. 25	UT MARTIN	PH	1	0	0	0	0	0	0	0	0	0	0	0	0	0	0	0	0	0	0	.333
Mar. 28	#23 SOUTH CAROLINA*	PH	1	0	0	0	0	0	0	0	0	0	0	0	0	0	0	0	0	0	0	.316
Mar. 29	#23 SOUTH CAROLINA*		DNP																			
Mar. 30	#23 SOUTH CAROLINA*		DNP																			
Apr. 3	at #5 Florida*	PH	1	0	0	0	0	0	0	0	0	0	0	0	0	0	0	0	0	0	0	.300
Apr. 4	at #5 Florida*		DNP																			
Apr. 5	at #5 Florida*		DNP																			
Apr. 10	#8 ARKANSAS*		DNP																			
Apr. 11	#8 ARKANSAS*		DNP																			
Apr. 12	#8 ARKANSAS*	PH	1	0	0	0	0	0	0	0	0	0	0	0	0	0	1	0	0	0	0	.286
Apr. 17	at #12 Texas A&M*		DNP																			
Apr. 18	at #12 Texas A&M*		DNP																			
Apr. 19	at #12 Texas A&M*		DNP																			
Apr. 24	#20 LSU*		DNP																			
Apr. 25	#20 LSU*		DNP																			
Apr. 26	#20 LSU*		DNP																			
Apr. 30	at Ole Miss*		DNP																			
May 1	at Ole Miss*		DNP																			
May 2	at Ole Miss*		DNP																			
May 5	at Kentucky		DNP																			
May 6	vs. #9 Arkansas		DNP																			
May 15	vs. Saint Mary's (CA)		DNP																			
May 16	at #12 Oregon		DNP																			
May 17	vs. Saint Mary's (CA)	PH	1	0	1	0	0	0	0	0	0	0	0	0	0	0	0	0	0	0	0	.318
May 22	at #2 Oklahoma																					
May 23	at #2 Oklahoma																					
May 24	at #2 Oklahoma																					

MULTI-HIT GAMES

	2	3	4	5+	TOTAL
2026	--	--	--	--	0
TOTAL	--	--	--	--	0

MULTI-RBI GAMES

	2	3	4	5+	TOTAL
2026	1	--	--	--	1
TOTAL	1	--	--	--	1

	AVG	GP-GS	AB	R	H	2B	3B	HR	RBI	TB	SLG	BB	HBP	SO	GDP	OBP	SF	SH	SB-ATT	PO	A	E	FLD
2025																							
2026	.318	17-3	22	2	7	3	0	1	5	13	.591	1	0	6	0	.348	0	0	0-0	0	0	0	.000
TOTAL	.318	17-3	22	2	7	3	0	1															



11

ABIGAIL STEVENS P

REDSHIRT FRESHMAN | 6-0 | R/R // BRAXTON, MISS. (EAST RANKIN ACADEMY)

SEASON HIGHS

Innings	2.0	Delaware State, 2/21/26
Longest Start		
Shortest Start		
Longest Relief	2.0	Delaware State, 2/21/26
Strikeouts	2	Delaware State, 2/21/26
Walks	3	Delaware State, 2/21/26
Hits	1	Delaware State, 2/21/26
Runs		
Earned Runs		
Pitch Count	32	Delaware State, 2/21/26
Putouts		
Assists		

CAREER HIGHS

Innings	2.0	Delaware State, 2/21/26
Longest Start		
Shortest Start		
Longest Relief	2.0	Delaware State, 2/21/26
Strikeouts	2	Delaware State, 2/21/26
Walks	3	Delaware State, 2/21/26
Hits	1	Delaware State, 2/21/26
Runs		
Earned Runs		
Pitch Count	32	Delaware State, 2/21/26
Putouts		
Assists		

NOTEWORTHY

- » Has made one pitching appearance.
- » Picked up her first career hit, home run, pitching appearance, strikeout and win all against **Delaware State (2/21)**.
- » Did not see game action and redshirted in 2025.
- » 2025 NFCA All-America Scholar-Athlete and SEC First-Year Honor Roll member.
- » Led East Rankin Academy to North State Championships in 2022 and 2023, the program's first in school history.

STEVENS' GAME-BY-GAME STATS

DATE	OPPONENT	GS	DEC	IP	H	R	ER	BB	SO	2B	3B	HR	WP	HBP	IBB	BF	PC	ERA	PO	A	E
Feb. 5	at Baylor		DNP																		
Feb. 6	vs. Northwestern State		DNP																		
Feb. 6	vs. Wichita State		DNP																		
Feb. 7	vs. New Mexico		DNP																		
Feb. 10	SOUTHERN MISS		DNP																		
Feb. 13	MURRAY STATE		DNP																		
Feb. 13	RUTGERS		DNP																		
Feb. 14	RUTGERS		DNP																		
Feb. 14	NORTH TEXAS		DNP																		
Feb. 15	NORTH TEXAS		DNP																		
Feb. 18	MEMPHIS		DNP																		
Feb. 20	BELMONT		DNP																		
Feb. 20	SAMFORD		DNP																		
Feb. 21	BELMONT		DNP																		
Feb. 21	DELAWARE STATE		W	2.0	1	0	0	3	2	0	0	0	0	0	0	8	32	0.00	0	0	0
Feb. 22	DELAWARE STATE																				
Feb. 25	at Georgia Tech		DNP																		
Feb. 27	vs. Wofford		DNP																		
Feb. 28	vs. Georgia Southern		DNP																		
Feb. 28	at #25 Clemson		DNP																		
Mar. 1	at #25 Clemson		DNP																		
Mar. 4	at UAB		DNP																		
Mar. 6	vs. New Mexico		DNP																		
Mar. 6	at South Alabama		DNP																		
Mar. 7	vs. New Mexico		DNP																		
Mar. 7	vs. Samford		DNP																		
Mar. 8	at South Alabama		DNP																		
Mar. 10	SOUTHEAST MISSOURI		DNP																		
Mar. 10	SOUTHEAST MISSOURI		DNP																		
Mar. 13	#1 TENNESSEE*		DNP																		
Mar. 14	#1 TENNESSEE*		DNP																		
Mar. 15	#1 TENNESSEE*		DNP																		
Mar. 18	UAB		DNP																		
Mar. 20	at #15 Georgia*		DNP																		
Mar. 21	at #15 Georgia*		DNP																		
Mar. 22	at #15 Georgia*		DNP																		
Mar. 25	UT MARTIN		DNP																		
Mar. 28	#23 SOUTH CAROLINA*		DNP																		
Mar. 29	#23 SOUTH CAROLINA*		DNP																		
Mar. 30	#23 SOUTH CAROLINA*		DNP																		
Apr. 3	at #5 Florida*		DNP																		
Apr. 4	at #5 Florida*		DNP																		
Apr. 5	at #5 Florida*		DNP																		
Apr. 10	#8 ARKANSAS*		DNP																		
Apr. 11	#8 ARKANSAS*		DNP																		
Apr. 12	#8 ARKANSAS*		DNP																		
Apr. 17	at #12 Texas A&M*		DNP																		
Apr. 18	at #12 Texas A&M*		DNP																		
Apr. 19	at #12 Texas A&M*		DNP																		
Apr. 24	#20 LSU*		DNP																		
Apr. 25	#20 LSU*		DNP																		
Apr. 26	#20 LSU*		DNP																		
Apr. 30	at Ole Miss*		DNP																		
May 1	at Ole Miss*		DNP																		
May 2	at Ole Miss*		DNP																		
May 5	at Kentucky		DNP																		
May 6	vs. #9 Arkansas		DNP																		
May 15	vs. Saint Mary's (CA)		DNP																		
May 16	at #12 Oregon		DNP																		
May 17	vs. Saint Mary's (CA)		DNP																		
May 22	at #2 Oklahoma		DNP																		
May 23	at #2 Oklahoma		DNP																		
May 24	at #2 Oklahoma		DNP																		

STANDOUT GAMES

	2026	CAREER
5+ Strikeouts	--	--
10+ Strikeouts	--	--
2-run or less CG	--	--

STREAKS

	ACTIVE	CAREER
Wins	1	1
Scoreless Innings	2.0	2.0

YEAR	ERA	W-L	APP	GS	CG	SHD	SV	IP	H	R	ER	BB	SO	2B	3B	HR	BF	B/AVG	WP	HP	PO	A	E	FLD
2025																								
2026	0.00	1-0	1	0	0	0	0	2.0	1	0	0	3	2	0	0	0	8	.200	0	0	0	0	0	.000
TOTAL	0.00	1-0	1	0	0	0	0	2.0	1	0	0	3	2	0	0	0	8	.200	0	0	0	0	0	.000



13 MORGAN BERNARDINI OF

SENIOR | R/R | 5-6 // ELKVILLE, ILL. (ELVERADO HS)

SEASON HIGHS

At-Bats	4	at Georgia Tech, 2/25/26
Hits	2	6x, last, Arkansas, 3/28/26
Runs Scored	2	Delaware State, 2/21/26
Runs Batted In	4	Memphis, 2/18/25
Doubles	2	Delaware State, 2/21/26
Triples	1	vs. Wofford, 2/27/26
Home Runs	1	3x, last, at Florida, 4/4/26
Walks	1	9x, last, at Ole Miss, 5/1/26
Stolen Bases		
Putouts	3	2x, last, at Texas A&M, 4/17/26
Assists	1	2x, last, LSU, 4/26/26
Hitting Streak	8 gm	2/20/26, Samford to 3/1/26, at Clemson

CAREER HIGHS

At-Bats	4	11x, last, at Georgia Tech, 2/25/26
Hits	3	Samford, 2/18/25
Runs Scored	2	5x, last, Delaware State, 2/21/26
Runs Batted In	4	3x, last, Memphis, 2/18/25
Doubles	2	Delaware State, 2/21/26
Triples	1	vs. Wofford, 2/27/26
Home Runs	1	7x, last, at Florida 4/4/26
Walks	2	Auburn, 3/10/25
Stolen Bases	1	4x, last, Southern Miss, 3/26/25
Putouts	7	Texas, 3/30/25
Assists	1	3x, last, LSU, 4/26/26
Hitting Streak	8 gm	2/20/26, Samford to 3/1/26, at Clemson

NOTEWORTHY

- » Has started 57 of 59 games in left field.
- » Batting .243 (35-for-144) on the year.
- » Third on the team in RBIs (25) and fifth in doubles (8).
- » Collected a hit in each of the first two games of the **NCAA Regional (5/15-17)**.
- » Threw a runner out at the plate against **No. 20 LSU (4/26)** for her third career assist.
- » Drew an RBI walk and scored at **No. 12 Texas A&M (4/19)**.
- » Doubled home a run in a two-hit day against **No. 8 Arkansas (4/12)**.
- » Hit her third homer of the year at **No. 5 Florida (4/4)**.
- » Posted her fifth multi-hit game of the year against **No. 23 South Carolina (3/28)**.
- » Doubled against **UT Martin (3/25)**.
- » Reached twice on a single and hit-by-pitch at **No. 15 Georgia (3/20)**.
- » Picked up a double against **UAB (3/18)**.
- » Went 2-for-3 with a walk at **South Alabama (3/8)**.
- » Hit a two-run double vs. **New Mexico (3/7)**.
- » Extended her hitting streak to a career-long eight games at **No. 25 Clemson (3/1)**.
- » Hit her first career triple to drive in a run vs. **Wofford (2/27)** and added a sacrifice fly.
- » Hit a three-run homer at **Georgia Tech (2/25)** as part of a two-hit day.
- » Collected two doubles with two RBIs against **Delaware State (2/21)**.
- » Went 2-for-3 against **Samford (2/20)**.
- » Hit a grand slam against **Memphis (2/18)** for a career-high-tying four RBIs.
- » Provided a sacrifice fly in the win over **North Texas (2/15)**.

BERNARDINI'S GAME-BY-GAME STATS

DATE	OPPONENT	POS	AB	R	H	RBI	2B	3B	HR	BB	SB	CS	HBP	SH	SF	GDP	K	PO	A	E	AVG	
Feb. 5	at Baylor	*LF	3	0	1	0	0	0	0	0	0	0	0	0	0	0	0	1	3	0	0	.333
Feb. 6	vs. Northwestern State	*LF	3	0	0	1	0	0	0	0	0	0	0	0	0	0	0	2	0	0	0	.167
Feb. 6	vs. Wichita State	*LF	3	0	0	0	0	0	0	0	0	0	0	0	0	0	0	2	0	0	0	.111
Feb. 7	vs. New Mexico	*LF/DP	3	0	1	2	0	0	0	0	0	0	0	0	0	0	0	0	0	0	0	.167
Feb. 10	SOUTHERN MISS	*LF	2	0	0	0	0	0	0	0	0	0	0	0	0	0	0	1	0	0	0	.143
Feb. 13	MURRAY STATE	*LF	1	0	1	1	1	0	0	1	0	0	0	0	0	0	0	0	0	0	0	.200
Feb. 13	RUTGERS	DNP																				
Feb. 14	RUTGERS	*LF/DP	3	1	1	0	1	0	0	0	0	0	0	0	0	0	0	1	0	0	0	.222
Feb. 14	NORTH TEXAS	*LF/DP	3	0	0	0	0	0	0	0	0	0	0	0	0	0	0	0	0	0	0	.190
Feb. 15	NORTH TEXAS	*LF	1	0	0	1	0	0	0	0	0	0	0	1	0	0	0	1	0	0	0	.182
Feb. 18	MEMPHIS	*LF/DP	3	1	1	4	0	1	0	0	0	0	0	0	0	1	1	0	0	0	0	.200
Feb. 20	BELMONT	*LF	1	0	0	0	0	0	0	0	0	0	1	0	0	0	0	0	0	0	0	.192
Feb. 20	SAMFORD	*LF/DP	3	0	2	1	0	0	0	0	0	0	0	0	0	0	0	1	0	0	0	.241
Feb. 21	BELMONT	*LF/DP	2	0	1	0	0	0	1	0	0	0	0	0	0	0	0	0	0	0	0	.258
Feb. 21	DELAWARE STATE	*LF	2	2	2	2	2	0	0	0	0	0	0	0	0	0	0	0	0	0	0	.303
Feb. 22	DELAWARE STATE													CANCELED								
Feb. 25	at Georgia Tech	*LF	4	1	2	3	0	0	1	0	0	0	0	0	0	0	0	1	0	0	0	.324
Feb. 27	vs. Wofford	*LF	2	1	1	2	0	1	0	0	0	0	0	1	0	0	0	1	0	0	0	.333
Feb. 28	vs. Georgia Southern	*LF	2	0	1	0	0	0	0	0	0	0	0	0	0	0	0	0	1	0	0	.341
Feb. 28	at #25 Clemson	*LF/DP	3	0	1	0	0	0	0	0	0	0	0	0	0	0	0	1	0	0	0	.341
Mar. 1	at #25 Clemson	*LF	3	0	1	0	0	0	0	0	0	0	0	0	0	0	0	2	0	0	0	.340
Mar. 4	at UAB	*LF	3	0	0	0	0	0	0	0	0	0	0	0	0	0	0	0	0	0	0	.320
Mar. 6	vs. New Mexico	*LF	3	0	0	0	0	0	0	0	0	0	0	0	0	0	1	1	0	0	0	.302
Mar. 6	at South Alabama	*LF	3	0	1	1	0	0	0	0	0	0	0	0	0	0	1	0	0	0	0	.304
Mar. 7	vs. New Mexico	*LF	3	0	1	2	1	0	0	0	0	0	0	0	0	0	0	0	0	0	0	.305
Mar. 7	vs. Samford	*LF	2	1	1	0	0	0	0	1	0	0	0	0	0	0	0	0	0	0	0	.311
Mar. 8	at South Alabama	*LF/DP	3	0	2	0	0	0	0	0	0	0	0	0	0	0	0	0	0	0	0	.328
Mar. 10	SOUTHEAST MISSOURI	*LF	2	0	0	1	0	0	0	0	0	0	0	0	0	0	0	0	0	0	0	.318
Mar. 10	SOUTHEAST MISSOURI	*LF	1	0	0	0	0	0	1	0	0	0	0	0	0	0	0	0	0	0	0	.313
Mar. 13	#1 TENNESSEE*	*LF	3	0	0	0	0	0	0	0	0	0	0	0	0	0	0	0	0	0	0	.300
Mar. 14	#1 TENNESSEE*	*LF	3	0	0	0	0	0	0	0	0	0	0	0	0	0	1	0	0	0	0	.288
Mar. 15	#1 TENNESSEE*	*LF/DP	3	0	0	0	0	0	0	0	0	0	0	0	0	0	2	2	0	0	0	.276
Mar. 18	UAB	*LF	2	0	1	1	1	0	0	1	0	0	0	0	0	0	0	0	0	0	0	.282
Mar. 20	at #15 Georgia*	*LF/DP	3	0	1	0	0	0	0	0	0	0	0	1	0	0	0	1	0	0	0	.284
Mar. 21	at #15 Georgia*	*LF/DP	3	0	0	0	0	0	0	0	0	0	0	0	0	0	0	1	1	0	0	.274
Mar. 22	at #15 Georgia*	*LF	2	0	0	0	0	0	0	0	0	0	0	0	0	0	1	0	1	0	0	.267
Mar. 25	UT MARTIN	*LF	2	0	1	0	1	0	0	0	0	0	0	0	0	0	0	0	0	0	0	.273
Mar. 28	#23 SOUTH CAROLINA*	*LF	3	0	2	0	0	0	0	0	0	0	0	0	0	0	0	1	0	0	0	.286
Mar. 29	#23 SOUTH CAROLINA*	*LF	3	0	0	0	0	0	0	0	0	0	0	0	0	0	0	1	0	0	0	.277
Mar. 30	#23 SOUTH CAROLINA*	*LF	2	0	1	0	0	0	0	0	0	0	0	0	0	0	0	0	0	0	0	.281
Apr. 3	at #5 Florida*	*LF	3	0	1	0	0	0	0	0	0	0	0	0	0	1	0	0	0	0	0	.283
Apr. 4	at #5 Florida*	*LF	3	1	1	1	0	0	1	0	0	0	0	0	0	0	0	1	0	0	0	.284
Apr. 5	at #5 Florida*	*LF	3	0	0	0	0	0	0	0	0	0	0	0	0	0	0	2	0	0	0	.276
Apr. 10	#8 ARKANSAS*	*LF	3	0	1	0	0	0	0	0	0	0	0	0	0	0	0	0	2	0	0	.278
Apr. 11	#8 ARKANSAS*	*LF	2	0	0	0	0	0	0	0	0	0	0	0	0	0	0	1	0	0	0	.273
Apr. 12	#8 ARKANSAS*	*LF	3	0	2	1	1	0	0	0	0	0	0	0	0	0	1	2	0	0	0	.283
Apr. 17	at #12 Texas A&M*	*LF	2	0	0	0	0	0	1	0	0	0	0	0	0	0	0	3	0	0	0	.278
Apr. 18	at #12 Texas A&M*	*LF	3	0	0	0	0	0	0	0	0	0	0	0	0	0	1	1	1	0	0	.271
Apr. 19	at #12 Texas A&M*	*LF	2	1	0	1	0	0	0	1	0	0	0	1	0	0	0	1	2	0	0	.267
Apr. 24	#20 LSU*	*LF	3	0	0	0	0	0	0	0	0	0	0	0	0	0	0	0	0	0	0	.260
Apr. 25	#20 LSU*	*LF	3	0	1	0	0	0	0	0	0	0	0	0	0	0	1	2	0	0	0	.262
Apr. 26	#20 LSU*	*LF	1	0	0	0	0	0	0	0	0	0	0	0	0	1	0	1	1	0	0	.260
Apr. 30	at Ole Miss*	*LF	3	0	0	0	0	0	0	0	0	0	0	0	0	0	0	1	1	0	0	.254
May 1	at Ole Miss*	*LF/DP	2	0	0	0	0	0	1	0	0	0	0	0	0	0	0	0	0	0	0	.250
May 2	at Ole Miss*	DNP																				
May 5	at Kentucky	*LF	3	0	0	0	0	0	0	0	0	0	0	0	0	0	0	0	0	0	0	.244
May 6	vs. #9 Arkansas	*LF	2	0	0	0	0	0	0	0	0	0	0	0	0	0	0	0	0	0	0	.241
May 15	vs. Saint Mary's (CA)	*LF/DP	3	0																		



17

LEILA AMMON P

SOPHOMORE | R/R | 5-11 // GULF BREEZE, FLA. (GULF BREEZE HS / MIDDLE TENNESSEE)

SEASON HIGHS

Innings	7.0	North Texas, 2/14/26
Longest Start	7.0	North Texas, 2/14/26
Shortest Start	1.0	at Florida, 4/5/26
Longest Relief	2.0	2x, last, at Georgia, 3/22/26
Strikeouts	10	North Texas, 2/14/26
Walks	4	vs. Wichita State, 2/6/26
Hits	4	2x, last, Arkansas, 4/11/26
Runs	4	2x, last, Arkansas, 4/11/26
Earned Runs	4	Arkansas, 4/11/26
Pitch Count	80	at UAB, 3/4/26
Putouts	1	vs. Wichita State, 2/6/26
Assists	4	Memphis, 2/18/26

CAREER HIGHS

Innings	7.0	6x, last, North Texas, 2/14/26
Longest Start	7.0	6x, last, North Texas, 2/14/26
Shortest Start	1.0	at Florida, 4/5/26
Longest Relief	4.2	at Austin Peay, 2/26/25
Strikeouts	10	2x, last, North Texas, 2/14/26
Walks	6	2x, last, Jacksonville State, 4/19/25
Hits Allowed	11	at Louisiana Tech, 3/21/25
Runs Allowed	9	Jacksonville, 2/22/25
Earned Runs Allowed	6	2x, last, at New Mexico State, 4/27/25
Pitch Count	126	Illinois State, 2/28/25
Putouts	1	4x, last, North Texas, 2/14/26
Assists	4	2x, last, Memphis, 2/18/26

NOTEWORTHY

- » Has made 18 appearances with 11 starts.
- » If she had the innings to qualify, her 1.70 ERA would lead the team and be top-15 nationally.
- » Boasts a .169 batting average against that would tie the MSU single-season record.
- » Would rank among the top 15 nationally in WHIP (0.78), strikeout-to-walk ratio (5.90), hits per seven innings (4.17) and fielding independent pitching (1.24).
- » Earned the save against **No. 20 LSU (4/24)**.
- » Improved to 8-0 against **No. 23 South Carolina (3/30)** with a scoreless inning in relief.
- » Threw a scoreless inning in relief at **No. 15 Georgia (3/20)**.
- » Struck out four in 3.0 innings against **No. 1 Tennessee (3/15)**.
- » Threw the 27th no-hitter in school history against **SE Missouri (3/10)** while striking out seven.
- » Struck out five in 4.0 scoreless innings vs. **New Mexico (3/7)**.
- » Threw 6.0 innings at **UAB (3/4)** without allowing an earned run while striking out seven.
- » Struck out five over 4.1 innings vs. **Wofford (2/27)**.
- » Struck out four in 2.0 innings against **Delaware State (2/21)**.
- » Struck out six in 5.0 innings against **Memphis (2/18)** to pick up her third straight win.
- » Threw a complete-game one-hitter against **North Texas (2/14)**, while striking out a career-high 10 batters.
- » Picked up her first Bulldog win against **Southern Miss (2/10)** with six strikeouts in 5.0 shutout innings.
- » Allowed one run in 4.0 innings vs. **Wichita State (2/6)**.
- » Earned Conference USA All-Freshman Team honors last spring.

AMMON'S GAME-BY-GAME STATS

DATE	OPPONENT	GS	DEC	IP	H	R	ER	BB	SO	2B	3B	HR	WP	HBP	IBB	BF	PC	ERA	PO	A	E
Feb. 5	at Baylor		DNP																		
Feb. 6	vs. Northwestern State		DNP																		
Feb. 6	vs. Wichita State	*	--	4.0	2	1	1	4	1	0	0	0	0	0	0	15	57	1.75	1	1	0
Feb. 7	vs. New Mexico		DNP																		
Feb. 10	SOUTHERN MISS	*	W	5.0	3	0	0	0	6	1	0	0	0	0	0	18	59	0.78	0	2	0
Feb. 13	MURRAY STATE		DNP																		
Feb. 13	RUTGERS		DNP																		
Feb. 14	RUTGERS		DNP																		
Feb. 14	NORTH TEXAS	*	W	7.0	1	1	1	0	10	0	0	0	1	0	0	22	77	0.88	0	1	0
Feb. 15	NORTH TEXAS		DNP																		
Feb. 18	MEMPHIS	*	W	5.0	2	1	1	0	6	1	0	1	0	0	0	18	70	1.00	0	4	0
Feb. 20	BELMONT		DNP																		
Feb. 20	SAMFORD		DNP																		
Feb. 21	BELMONT		DNP																		
Feb. 21	DELAWARE STATE	*	--	2.0	0	0	0	0	4	0	0	0	0	0	0	6	21	0.91	0	0	0
Feb. 22	DELAWARE STATE																				
Feb. 25	at Georgia Tech		DNP																		
Feb. 27	vs. Wofford	*	W	4.1	4	1	1	0	5	2	0	0	0	0	0	17	55	1.02	0	1	0
Feb. 28	vs. Georgia Southern		DNP																		
Feb. 28	at #25 Clemson		--	2.0	1	0	0	0	2	1	0	0	0	0	0	7	25	0.95	0	0	0
Mar. 1	at #25 Clemson		DNP																		
Mar. 4	at UAB	*	W	6.0	3	1	0	0	7	0	1	0	1	0	0	21	80	0.79	0	1	1
Mar. 6	vs. New Mexico		DNP																		
Mar. 6	at South Alabama		DNP																		
Mar. 7	vs. New Mexico	*	W	4.0	3	0	0	0	5	0	0	0	0	0	0	15	56	0.71	0	1	0
Mar. 7	vs. Samford		DNP																		
Mar. 8	at South Alabama		--	1.0	1	0	0	0	0	0	0	0	0	0	0	4	13	0.69	0	0	0
Mar. 10	SOUTHEAST MISSOURI	*	W	5.0	0	0	0	0	7	0	0	0	0	0	0	16	56	0.62	0	1	0
Mar. 10	SOUTHEAST MISSOURI		DNP																		
Mar. 13	#1 TENNESSEE*		DNP																		
Mar. 14	#1 TENNESSEE*		DNP																		
Mar. 15	#1 TENNESSEE*	*	--	3.0	1	1	1	2	4	1	0	0	1	0	0	12	38	0.72	0	2	0
Mar. 18	UAB		DNP																		
Mar. 20	at #15 Georgia*		--	1.0	0	0	0	0	0	0	0	0	0	0	0	3	9	0.71	0	0	0
Mar. 21	at #15 Georgia*		DNP																		
Mar. 22	at #15 Georgia*		--	2.0	2	1	1	1	0	0	0	0	0	0	0	9	40	0.82	0	0	0
Mar. 25	UT MARTIN		DNP																		
Mar. 28	#23 SOUTH CAROLINA*		DNP																		
Mar. 29	#23 SOUTH CAROLINA*		DNP																		
Mar. 30	#23 SOUTH CAROLINA*	W	1.0	2	0	0	0	0	1	1	0	0	0	0	0	5	18	0.80	0	0	0
Apr. 3	at #5 Florida*		DNP																		
Apr. 4	at #5 Florida*		DNP																		
Apr. 5	at #5 Florida*	*	--	1.0	3	4	3	2	1	1	0	0	0	0	0	9	30	1.18	0	0	1
Apr. 10	#8 ARKANSAS*		DNP																		
Apr. 11	#8 ARKANSAS*		--	0.0	4	4	4	0	0	1	0	1	0	0	0	4	10	1.71	0	0	0
Apr. 12	#8 ARKANSAS*		DNP																		
Apr. 17	at #12 Texas A&M*		DNP																		
Apr. 18	at #12 Texas A&M*		DNP																		
Apr. 19	at #12 Texas A&M*		DNP																		
Apr. 24	#20 LSU*	S	0.1	0	0	0	0	1	0	0	0	0	0	0	0	2	7	1.70	0	0	0
Apr. 25	#20 LSU*		DNP																		
Apr. 26	#20 LSU*		DNP																		
Apr. 30	at Ole Miss*		DNP																		
May 1	at Ole Miss*		DNP																		
May 2	at Ole Miss*		DNP																		
May 5	at Kentucky		DNP																		
May 6	vs. #9 Arkansas		DNP																		
May 15	vs. Saint Mary's (CA)		DNP																		
May 16	at #12 Oregon		DNP																		
May 17	vs. Saint Mary's (CA)		DNP																		
May 22	at #2 Oklahoma																				
May 23	at #2 Oklahoma																				
May 24	at #2 Oklahoma																				

STANDOUT GAMES

	2026	CAREER
5+ Strikeouts	7	13
10+ Strikeouts	1	2
2-run or less CG	2	7

STREAKS

	ACTIVE	CAREER
Wins	--	3
Scoreless Innings	0.1	16.1

	ERA	W-L	APP	GS	CG	SHD	SV	IP	H	R	ER	BB	SO	2B	3B	HR	BF	B/AVG	WP	HP	PO	A	E	FLD
2025*	3.12	9-10	30	21	8	1	1	136.2	162	87	61	49	91	27	1	12	639	.283	6	2	2	19	7	.750
2026	1.70	8-0	18	11	2	1	1	53.2	32	15	13	10	59	9	1	2	203	.169	3	0	1	14	2	.882
TOTAL	2.72	17-10	48	32	10	2	2	190.1	194	102	74	59	150	36	2	14	842	.255	9	2	3	33	9	.800

* at Middle Tennessee



19 ANNA CARDER C

SENIOR | L/R | 5-5 // ATHENS, ALA. (ATHENS HS / SOUTHERN ILLINOIS)

SEASON HIGHS

At-Bats	4	at Florida, 4/4/26
Hits	2	2x, last, at Florida, 4/3/26
Runs Scored	1	8x, last, LSU, 4/25/26
Runs Batted In	2	vs. New Mexico, 2/7/26
Doubles	1	South Carolina, 3/30/26
Triples		
Home Runs		
Walks	2	3x, last, at Texas A&M, 4/19/26
Stolen Bases		
Putouts	10	2x, last, North Texas, 2/15/26
Assists	1	4x, last, Southeast Missouri, 3/10/26
Hitting Streak	4 gm	2/13/26, Rutgers to 2/15/26, North Texas

CAREER HIGHS

At-Bats	5	at Evansville, 5/4/25
Hits	3	2x, last, Murray State, 4/27/25
Runs Scored	2	9x, last, Murray State, 4/26/25
Runs Batted In	4	2x, last, Missouri State, 3/19/25
Doubles	2	2x, last, Northern Kentucky, 2/24/23
Triples	1	Baylor, 5/20/23
Home Runs	1	14x, last, Drake, 5/8/25
Walks	3	vs. North Carolina, 2/8/25
Stolen Bases	1	4x, last, at Evansville, 5/3/25
Putouts	11	Missouri State, 3/18/25
Assists	3	vs. Long Island, 2/10/23
Hitting Streak	4 gm	2/13/26, Rutgers to 2/15/26, North Texas

NOTEWORTHY

- » Has played in 49 games, making 37 starts between catcher and designated player.
- » Batting .237 (22-for-93) on the year.
- » Third on the team with 18 walks.
- » Singled and scored in the series-clinching win over **No. 20 LSU (4/25)**.
- » Had a hit in every game of the series at **No. 12 Texas A&M (4/17-19)**.
- » Recorded her second multi-hit game of the year at **No. 5 Florida (4/3)**.
- » Doubled against **No. 23 South Carolina (3/30)** for her first extra base hit of the season.
- » Singled as a pinch hitter at **No. 15 Georgia (3/22)**.
- » Singled and scored against **SE Missouri (3/10)** before walking in the second game.
- » Hit a sacrifice fly at **Georgia Tech (2/25)**.
- » Singled, walked and drove in a run against **Belmont (2/21)**.
- » Leads team in walks (12) Went 2-for-2 with an RBI against **North Texas (2/15)**.
- » Walked four times on the day and drove in two runs against **Murray State (2/13)** and **Rutgers (2/13)**.
- » Reached base safely in the first four games of the year at the **Gettman Classic (2/5-7)**.
- » Drove in two runs vs. **New Mexico (2/7)** with the help of a sacrifice fly.
- » Named 2025 MVC Defensive Player of the Year while at Southern Illinois along with earning First Team All-MVC honors.
- » Batted .390 (60-for-154), which led the team, with a .497 on-base percentage and .617 slugging percentage, which was eighth in the MVC.
- » Batting average was the ninth-best in program history and 1.114 OPS ranked fifth in the MVC last spring.

CARDER'S GAME-BY-GAME STATS

DATE	OPPONENT	POS	AB	R	H	RBI	2B	3B	HR	BB	SB	CS	HBP	SH	SF	GDP	K	PO	A	E	AVG	
Feb. 5	at Baylor	*DP	1	0	1	0	0	0	0	1	0	0	0	0	0	0	0	0	0	0	0	1.000
Feb. 6	vs. Northwestern State	*C	3	1	1	1	0	0	0	1	0	0	0	0	0	0	0	8	0	0	.500	
Feb. 6	vs. Wichita State	PH	1	0	1	0	0	0	0	0	0	0	0	0	0	0	0	0	0	0	.600	
Feb. 7	vs. New Mexico	*C	1	0	0	2	0	0	0	1	0	0	0	0	1	0	0	9	0	0	.500	
Feb. 10	SOUTHERN MISS	PH	1	0	0	0	0	0	0	0	0	0	0	0	0	0	0	0	0	0	.429	
Feb. 13	MURRAY STATE	*C	1	1	0	1	0	0	0	2	0	0	0	0	0	0	0	10	0	0	.375	
Feb. 13	RUTGERS	*DP	2	0	1	1	0	0	0	2	0	0	0	0	0	0	1	0	0	0	.400	
Feb. 14	RUTGERS	*DP	3	0	1	0	0	0	0	1	0	0	0	0	0	0	1	0	0	0	.385	
Feb. 14	NORTH TEXAS	*C	2	0	1	0	0	0	0	1	0	0	0	0	0	0	0	10	0	0	.400	
Feb. 15	NORTH TEXAS	*C/DP	2	0	2	1	0	0	0	0	0	0	0	0	0	0	0	1	0	0	.471	
Feb. 18	MEMPHIS	*DP	1	0	0	0	0	0	0	1	0	0	0	0	0	0	1	0	0	0	.444	
Feb. 20	BELMONT	*C	3	0	1	0	0	0	0	0	0	0	0	0	0	0	1	9	1	0	.429	
Feb. 20	SAMFORD	*DP	3	0	0	0	0	0	0	0	0	0	0	0	0	0	1	0	0	0	.375	
Feb. 21	BELMONT	*DP	1	1	1	1	0	0	0	1	0	0	0	0	0	0	0	0	0	0	.400	
Feb. 21	DELAWARE STATE	*C	1	1	0	0	0	0	0	1	0	0	0	0	0	0	0	5	1	0	.385	
Feb. 22	DELAWARE STATE																					
Feb. 25	at Georgia Tech	*DP	2	0	0	1	0	0	0	0	0	0	0	1	0	0	1	0	0	0	.357	
Feb. 27	vs. Wofford	*DP	2	0	0	0	0	0	0	1	0	0	0	0	0	1	0	0	0	0	.333	
Feb. 28	vs. Georgia Southern	*C	3	0	0	0	0	0	0	0	0	0	0	0	0	0	2	8	0	0	.303	
Feb. 28	at #25 Clemson	*DP	2	0	0	0	0	0	0	0	0	0	0	0	0	0	1	0	0	0	.286	
Mar. 1	at #25 Clemson	DNP																				
Mar. 4	at UAB	*DP/C	3	0	1	0	0	0	0	0	0	0	0	0	0	0	0	0	0	0	.289	
Mar. 6	vs. New Mexico	*C	2	0	0	0	0	0	0	0	0	0	0	0	0	0	1	4	1	0	.275	
Mar. 6	at South Alabama	DNP																				
Mar. 7	vs. New Mexico	*C	2	0	0	0	0	0	0	0	0	0	0	0	0	0	2	9	0	0	.262	
Mar. 7	vs. Samford	DNP																				
Mar. 8	at South Alabama	DNP																				
Mar. 10	SOUTHEAST MISSOURI	*C	2	1	1	0	0	0	0	0	0	0	0	0	0	0	0	6	1	0	.273	
Mar. 10	SOUTHEAST MISSOURI	PH	0	0	0	0	0	0	0	1	0	0	0	0	0	0	0	0	0	0	.273	
Mar. 13	#1 TENNESSEE*	*DP	2	0	0	0	0	0	0	0	0	0	0	0	0	0	1	0	0	0	.261	
Mar. 14	#1 TENNESSEE*	DNP																				
Mar. 15	#1 TENNESSEE*	DNP																				
Mar. 18	UAB	PH	1	0	0	0	0	0	0	0	0	0	0	0	0	0	0	0	0	0	.255	
Mar. 20	at #15 Georgia*	*C	1	0	0	0	0	0	0	0	0	0	0	0	0	0	0	4	0	0	.250	
Mar. 21	at #15 Georgia*	DNP																				
Mar. 22	at #15 Georgia*	PH	1	0	1	0	0	0	0	0	0	0	0	0	0	0	0	0	0	0	.265	
Mar. 25	UT MARTIN	PH	1	0	0	0	0	0	0	0	0	0	0	0	0	0	0	0	0	0	.260	
Mar. 28	#23 SOUTH CAROLINA*	PH	1	0	0	0	0	0	0	0	0	0	0	0	0	0	0	0	0	0	.255	
Mar. 29	#23 SOUTH CAROLINA*	DNP																				
Mar. 30	#23 SOUTH CAROLINA*	*DP	2	0	1	0	1	0	0	0	0	0	0	0	0	0	0	0	0	0	.264	
Apr. 3	at #5 Florida*	*DP	3	0	2	0	0	0	0	0	0	0	0	0	0	0	0	0	0	0	.286	
Apr. 4	at #5 Florida*	*DP	4	1	1	0	0	0	0	0	0	0	0	0	0	0	0	0	0	0	.283	
Apr. 5	at #5 Florida*	*DP	3	0	0	0	0	0	0	0	0	0	0	0	0	0	0	0	0	0	.270	
Apr. 10	#8 ARKANSAS*	*DP	3	0	1	0	0	0	0	0	0	0	0	0	0	0	1	0	0	0	.273	
Apr. 11	#8 ARKANSAS*	*DP	2	0	0	0	0	0	0	0	0	0	0	0	0	0	1	0	0	0	.265	
Apr. 12	#8 ARKANSAS*	*DP	2	0	0	0	0	0	0	1	0	0	0	0	0	0	1	0	0	0	.257	
Apr. 17	at #12 Texas A&M*	PH	1	0	1	0	0	0	0	0	0	0	0	0	0	0	0	0	0	0	.268	
Apr. 18	at #12 Texas A&M*	*DP	3	0	1	0	0	0	0	0	0	0	0	0	0	0	0	0	0	0	.270	
Apr. 19	at #12 Texas A&M*	*DP	2	1	1	0	0	0	0	2	0	0	0	0	0	0	0	0	0	0	.276	
Apr. 24	#20 LSU*	*DP	2	0	0	0	0	0	0	1	0	0	0	0	0	0	0	0	0	0	.269	
Apr. 25	#20 LSU*	*DP	3	1	1	0	0	0	0	0	0	0	0	0	0	0	0	0	0	0	.272	
Apr. 26	#20 LSU*	*DP	3	0	0	0	0	0	0	0	0	0	0	0	0	1	0	0	0	0	.262	
Apr. 30	at Ole Miss*	*DP	2	0	0	0	0	0	0	0	0	0	0	0	0	0	1	0	0	0	.256	
May 1	at Ole Miss*	*DP	3	0	0	0	0	0	0	0	0	0	0	0	0	0	1	0	0	0	.247	
May 2	at Ole Miss*	DNP																				
May 5	at Kentucky	PH	1	0	0	0	0	0	0	0	0	0	0	0	0	0	0	0	0	0	.244	
May 6	vs. #9 Arkansas	PH	1	0	0	0	0	0	0	0	0	0	0	0	0	0	0	0	0	0	.242	
May 15	vs. Saint Mary's (CA)	DNP																				
May 16	at #12 Oregon	PH	1	0	0	0	0	0	0	0	0	0	0	0	0	0	0	0	0	0	.239	
May 17	vs. Saint Mary's (CA)	PH	1	0	0	0	0	0	0	0	0	0	0	0	0	1	0	0	0	0	.237	
May 22	at #2 Oklahoma																					
May 23	at #2 Oklahoma																					
May 24	at #2 Oklahoma																					

MULTI-HIT GAMES

	2	3	4	5+	TOTAL
2023	6	1	--	--	7
2024	4	--	--	--	4
2025	14	2	--	--	16
2026	2	--	--	--	2
TOTAL	26	3	--	--	29

MULTI-RBI GAMES

	2	3	4	5+	TOTAL
2023	13	2	--	--	15
2024	2	--	1	--	3
2025	11	2	1	--	14
2026	1	--	--	--	1
TOTAL	27	4	2	--	33

	AVG	GP-BS	AB	R	H	2B	3B	HR	RBI	TB	SLG	BB	HBP	K	GDP	OBP	SF	SH	SB-SBA	PO	A	E	FLD
2023*	.280	56-56	150	13	42	14	1	5	40	73	.487	22	7	25	0	.392	2	0	0-0	202	15	4	.982
2024*	.221	43-38	86	8	19	3	0	2	15	28	.326	16	3	18	0	.358	1	1	1-1	62	13	3	.962
2025*	.390	53-53	154	34	60	14	0	7	42	95	.617	29	5	10	1	.497	1	0	3-3	253	22	2	.993
2026	.237	49-37	93	8</																			



20 SARA PHILLIPS P

SOPHOMORE | R/R | 5-10 // TRUSSVILLE, ALA. (HEWITT-TRUSSVILLE HS)

SEASON HIGHS

Innings	
Longest Start	
Shortest Start	
Longest Relief	
Strikeouts	
Walks	
Hits	
Runs	
Earned Runs	
Pitch Count	
Putouts	
Assists	

CAREER HIGHS

Innings	6.1	Northwestern State, 3/1/25
Longest Start	6.1	Northwestern State, 3/1/25
Shortest Start		
Longest Relief	1.1	Bradley, 2/15/25
Strikeouts	4	Northwestern State, 3/1/25
Walks	2	Northwestern State, 3/1/25
Hits	2	2x, last, Middle Tennessee, 3/12/2025
Runs	2	2x, last, Middle Tennessee, 3/12/2025
Earned Runs	2	2x, last, Middle Tennessee, 3/12/2025
Pitch Count	91	Northwestern State, 3/1/25
Putouts		
Assists		

NOTEWORTHY

- » Has not seen game action.
- » Made five appearances, including one start, in the circle in 2025
- » Pitched to a 4.20 ERA over 10.0 innings.
- » Threw 6.1 innings in her first career start against **Northwestern State (3/1/25)** to earn her first career win.

PHILLIPS' GAME-BY-GAME STATS

DATE	OPPONENT	GS	DEC	IP	H	R	ER	BB	SO	2B	3B	HR	WP	HBP	IBB	BF	PC	ERA	PO	A	E
Feb. 5	at Baylor		DNP																		
Feb. 6	vs. Northwestern State		DNP																		
Feb. 6	vs. Wichita State		DNP																		
Feb. 7	vs. New Mexico		DNP																		
Feb. 10	SOUTHERN MISS		DNP																		
Feb. 13	MURRAY STATE		DNP																		
Feb. 13	RUTGERS		DNP																		
Feb. 14	RUTGERS		DNP																		
Feb. 14	NORTH TEXAS		DNP																		
Feb. 15	NORTH TEXAS		DNP																		
Feb. 18	MEMPHIS		DNP																		
Feb. 20	BELMONT		DNP																		
Feb. 20	SAMFORD		DNP																		
Feb. 21	BELMONT		DNP																		
Feb. 21	DELAWARE STATE		DNP																		
Feb. 22	DELAWARE STATE																				
Feb. 25	at Georgia Tech		DNP																		
Feb. 27	vs. Wolford		DNP																		
Feb. 28	vs. Georgia Southern		DNP																		
Feb. 28	at #25 Clemson		DNP																		
Mar. 1	at #25 Clemson		DNP																		
Mar. 4	at UAB		DNP																		
Mar. 6	vs. New Mexico		DNP																		
Mar. 6	at South Alabama		DNP																		
Mar. 7	vs. New Mexico		DNP																		
Mar. 7	vs. Samford		DNP																		
Mar. 8	at South Alabama		DNP																		
Mar. 10	SOUTHEAST MISSOURI		DNP																		
Mar. 10	SOUTHEAST MISSOURI		DNP																		
Mar. 13	#1 TENNESSEE*		DNP																		
Mar. 14	#1 TENNESSEE*		DNP																		
Mar. 15	#1 TENNESSEE*		DNP																		
Mar. 18	UAB		DNP																		
Mar. 20	at #15 Georgia*		DNP																		
Mar. 21	at #15 Georgia*		DNP																		
Mar. 22	at #15 Georgia*		DNP																		
Mar. 25	UT MARTIN		DNP																		
Mar. 28	#23 SOUTH CAROLINA*		DNP																		
Mar. 29	#23 SOUTH CAROLINA*		DNP																		
Mar. 30	#23 SOUTH CAROLINA*		DNP																		
Apr. 3	at #5 Florida*		DNP																		
Apr. 4	at #5 Florida*		DNP																		
Apr. 5	at #5 Florida*		DNP																		
Apr. 10	#8 ARKANSAS*		DNP																		
Apr. 11	#8 ARKANSAS*		DNP																		
Apr. 12	#8 ARKANSAS*		DNP																		
Apr. 17	at #12 Texas A&M*		DNP																		
Apr. 18	at #12 Texas A&M*		DNP																		
Apr. 19	at #12 Texas A&M*		DNP																		
Apr. 24	#20 LSU*		DNP																		
Apr. 25	#20 LSU*		DNP																		
Apr. 26	#20 LSU*		DNP																		
Apr. 30	at Ole Miss*		DNP																		
May 1	at Ole Miss*		DNP																		
May 2	at Ole Miss*		DNP																		
May 5	at Kentucky		DNP																		
May 6	vs. #9 Arkansas		DNP																		
May 15	vs. Saint Mary's (CA)		DNP																		
May 16	at #12 Oregon		DNP																		
May 17	vs. Saint Mary's (CA)		DNP																		
May 22	at #2 Oklahoma																				
May 23	at #2 Oklahoma																				
May 24	at #2 Oklahoma																				

STANDOUT GAMES

	2026	CAREER
5+ Strikeouts	--	--
10+ Strikeouts	--	--
2-run or less CG	--	--

STREAKS

	ACTIVE	CAREER
Wins	--	1
Scoreless Innings	0.1	7.0

	ERA	W-L	APP	GS	CG	SHD	SV	IP	H	R	ER	BB	SO	2B	3B	HR	BF	B/AVG	WP	HP	PO	A	E	FLD
2025	4.20	1-0	5	1	0	0	0	10.0	7	6	6	3	6	0	1	2	42	.194	1	2	0	0	0	--
2026	--	--	--	--	--	--	--	--	--	--	--	--	--	--	--	--	--	--	--	--	--	--	--	--
TOTAL	4.20	1-0	5	1	0	0	0	10.0	7	6	6	3	6	0	1	2	42	.194	1	2	0	0	0	.000



21 BRINKLEY MORETON P

FRESHMAN | 5-7 | R/R // SUMMERS, ARK. (LINCOLN HS)

SEASON HIGHS	
At-Bats	
Hits	
Runs Scored	
Runs Batted In	
Doubles	
Triples	
Home Runs	
Walks	
Stolen Bases	
Putouts	
Assists	1 vs. Northwestern State, 2/6/26
Hitting Streak	

CAREER HIGHS	
At-Bats	
Hits	
Runs Scored	
Runs Batted In	
Doubles	
Triples	
Home Runs	
Walks	
Stolen Bases	
Putouts	
Assists	1 vs. Northwestern State, 2/6/26
Hitting Streak	

NOTEWORTHY

- » Tabbed to Softball America's Freshman Watch List.
- » Ranked No. 23 overall in the class by Extra Inning Softball and No. 44 in the class nationally by Perfect Game.
- » Considered the No. 10 two-way player in the class by Extra Inning.
- » Tabbed the top player in the state in the SBSR Arkansas 2025 Player Rankings.
- » Set the Arkansas single-season state record for RBIs with 65 as a freshman.

MORETON'S GAME-BY-GAME STATS

DATE	OPPONENT	POS	AB	R	H	RBI	2B	3B	HR	BB	SB	CS	HBP	SH	SF	GDP	K	PO	A	E	AVG	
Feb. 5	at Baylor		DNP																			
Feb. 6	vs. Northwestern State	P	0	0	0	0	0	0	0	0	0	0	0	0	0	0	0	0	1	0	--	
Feb. 6	vs. Wichita State		DNP																			
Feb. 7	vs. New Mexico		DNP																			
Feb. 10	SOUTHERN MISS		DNP																			
Feb. 13	MURRAY STATE		DNP																			
Feb. 13	RUTGERS		DNP																			
Feb. 14	RUTGERS		DNP																			
Feb. 14	NORTH TEXAS		DNP																			
Feb. 15	NORTH TEXAS		DNP																			
Feb. 18	MEMPHIS	P	0	0	0	0	0	0	0	0	0	0	0	0	0	0	0	0	0	0	--	
Feb. 20	BELMONT		DNP																			
Feb. 20	SAMFORD		DNP																			
Feb. 21	BELMONT		DNP																			
Feb. 21	DELAWARE STATE	P	0	0	0	0	0	0	0	0	0	0	0	0	0	0	0	0	0	0	--	
Feb. 22	DELAWARE STATE																					
Feb. 25	at Georgia Tech		DNP																			
Feb. 27	vs. Wofford		DNP																			
Feb. 28	vs. Georgia Southern		DNP																			
Feb. 28	at #25 Clemson		DNP																			
Mar. 1	at #25 Clemson		DNP																			
Mar. 4	at UAB		DNP																			
Mar. 6	vs. New Mexico		DNP																			
Mar. 6	at South Alabama		DNP																			
Mar. 7	vs. New Mexico		DNP																			
Mar. 7	vs. Samford		DNP																			
Mar. 8	at South Alabama		DNP																			
Mar. 10	SOUTHEAST MISSOURI		DNP																			
Mar. 10	SOUTHEAST MISSOURI		DNP																			
Mar. 13	#1 TENNESSEE*		DNP																			
Mar. 14	#1 TENNESSEE*		DNP																			
Mar. 15	#1 TENNESSEE*		DNP																			
Mar. 18	UAB		DNP																			
Mar. 20	at #15 Georgia*		DNP																			
Mar. 21	at #15 Georgia*		DNP																			
Mar. 22	at #15 Georgia*		DNP																			
Mar. 25	UT MARTIN		DNP																			
Mar. 28	#23 SOUTH CAROLINA*		DNP																			
Mar. 29	#23 SOUTH CAROLINA*		DNP																			
Mar. 30	#23 SOUTH CAROLINA*		DNP																			
Apr. 3	at #5 Florida*		DNP																			
Apr. 4	at #5 Florida*		DNP																			
Apr. 5	at #5 Florida*		DNP																			
Apr. 10	#8 ARKANSAS*		DNP																			
Apr. 11	#8 ARKANSAS*		DNP																			
Apr. 12	#8 ARKANSAS*		DNP																			
Apr. 17	at #12 Texas A&M*		DNP																			
Apr. 18	at #12 Texas A&M*		DNP																			
Apr. 19	at #12 Texas A&M*		DNP																			
Apr. 24	#20 LSU*		DNP																			
Apr. 25	#20 LSU*		DNP																			
Apr. 26	#20 LSU*		DNP																			
Apr. 30	at Ole Miss*		DNP																			
May 1	at Ole Miss*		DNP																			
May 2	at Ole Miss*		DNP																			
May 5	at Kentucky		DNP																			
May 6	vs. #9 Arkansas		DNP																			
May 15	vs. Saint Mary's (CA)		DNP																			
May 16	at #12 Oregon		DNP																			
May 17	vs. Saint Mary's (CA)		DNP																			
May 22	at #2 Oklahoma		DNP																			
May 23	at #2 Oklahoma		DNP																			
May 24	at #2 Oklahoma		DNP																			

MULTI-HIT GAMES

	2	3	4	5+	TOTAL
2026	--	--	--	--	0
TOTAL	--	--	--	--	0

MULTI-RBI GAMES

	2	3	4	5+	TOTAL
2026	--	--	--	--	0
TOTAL	--	--	--	--	0

	AVG	GP-GS	AB	R	H	2B	3B	HR	RBI	TB	SLG	BB	HBP	SO	GDP	OBP	SF	SH	SB-ATT	PO	A	E	FLD
2026	.000	3-0	0	0	0	0	0	0	0	0	.000	0	0	0	0	.000	0	0	0-0	0	1	0	1.000
TOTAL	.000	3-0	0	0	0	0	0	0	0	0	.000	0	0	0	0	.000	0	0	0-0	0	1	0	1.000



21 BRINKLEY MORETON P

FRESHMAN | 5-7 | R/R // SUMMERS, ARK. (LINCOLN HS)

SEASON HIGHS

Innings	2.0	vs. Northwestern State, 2/6/26
Longest Start		
Shortest Start		
Longest Relief	2.0	vs. Northwestern State, 2/6/26
Strikeouts		
Walks	1	2x, last, Memphis, 2/18/26
Hits	2	2x, last, Delaware State, 2/21/26
Runs	3	Memphis, 2/18/26
Earned Runs	3	Memphis, 2/18/26
Pitch Count	26	vs. Northwestern State, 2/6/26
Putouts		
Assists	1	vs. Northwestern State, 2/6/26

CAREER HIGHS

Innings	2.0	vs. Northwestern State, 2/6/26
Longest Start		
Shortest Start		
Longest Relief	2.0	vs. Northwestern State, 2/6/26
Strikeouts		
Walks	1	2x, last, Memphis, 2/18/26
Hits	2	2x, last, Delaware State, 2/21/26
Runs	3	Memphis, 2/18/26
Earned Runs	3	Memphis, 2/18/26
Pitch Count	26	vs. Northwestern State, 2/6/26
Putouts		
Assists	1	vs. Northwestern State, 2/6/26

NOTEWORTHY

- » Tabbed to Softball America's Freshman Watch List.
- » Has made three appearances in the circle.
- » Threw 2.0 scoreless innings vs. **Northwestern State (2/6)** in her collegiate debut without allowing a hit.
- » Ranked No. 23 overall in the class by Extra Inning Softball and No. 44 in the class nationally by Perfect Game.
- » Considered the No. 10 two-way player in the class by Extra Inning.
- » Tabbed the top player in the state in the SBSR Arkansas 2025 Player Rankings.
- » Pitched this summer in The Alliance Fastpitch All-Star Game.
- » Struck out more than 800 batters in her high school career

MORETONS'S GAME-BY-GAME STATS

DATE	OPPONENT	GS	DEC	IP	H	R	ER	BB	SO	2B	3B	HR	WP	HBP	IBB	BF	PC	ERA	PO	A	E	
Feb. 5	at Baylor		DNP																			
Feb. 6	vs. Northwestern State		--	2.0	0	0	0	1	0	0	0	0	0	1	0	8	26	0.00	0	1	0	
Feb. 6	vs. Wichita State		DNP																			
Feb. 7	vs. New Mexico		DNP																			
Feb. 10	SOUTHERN MISS		DNP																			
Feb. 13	MURRAY STATE		DNP																			
Feb. 13	RUTGERS		DNP																			
Feb. 14	RUTGERS		DNP																			
Feb. 14	NORTH TEXAS		DNP																			
Feb. 15	NORTH TEXAS		DNP																			
Feb. 18	MEMPHIS		--	0.0	2	3	3	1	0	0	0	2	0	0	0	3	14	10.50	0	0	0	
Feb. 20	BELMONT		DNP																			
Feb. 20	SAMFORD		DNP																			
Feb. 21	BELMONT		DNP																			
Feb. 21	DELAWARE STATE		--	1.0	2	1	1	0	0	1	0	0	0	0	0	5	13	9.33	0	0	0	
Feb. 22	DELAWARE STATE																					
Feb. 25	at Georgia Tech		DNP																			
Feb. 27	vs. Wolford		DNP																			
Feb. 28	vs. Georgia Southern		DNP																			
Feb. 28	at #25 Clemson		DNP																			
Mar. 1	at #25 Clemson		DNP																			
Mar. 4	at UAB		DNP																			
Mar. 6	vs. New Mexico		DNP																			
Mar. 6	at South Alabama		DNP																			
Mar. 7	vs. New Mexico		DNP																			
Mar. 7	vs. Samford		DNP																			
Mar. 8	at South Alabama		DNP																			
Mar. 10	SOUTHEAST MISSOURI		DNP																			
Mar. 10	SOUTHEAST MISSOURI		DNP																			
Mar. 13	#1 TENNESSEE*		DNP																			
Mar. 14	#1 TENNESSEE*		DNP																			
Mar. 15	#1 TENNESSEE*		DNP																			
Mar. 18	UAB		DNP																			
Mar. 20	at #15 Georgia*		DNP																			
Mar. 21	at #15 Georgia*		DNP																			
Mar. 22	at #15 Georgia*		DNP																			
Mar. 25	UT MARTIN		DNP																			
Mar. 28	#23 SOUTH CAROLINA*		DNP																			
Mar. 29	#23 SOUTH CAROLINA*		DNP																			
Mar. 30	#23 SOUTH CAROLINA*		DNP																			
Apr. 3	at #5 Florida*		DNP																			
Apr. 4	at #5 Florida*		DNP																			
Apr. 5	at #5 Florida*		DNP																			
Apr. 10	#8 ARKANSAS*		DNP																			
Apr. 11	#8 ARKANSAS*		DNP																			
Apr. 12	#8 ARKANSAS*		DNP																			
Apr. 17	at #12 Texas A&M*		DNP																			
Apr. 18	at #12 Texas A&M*		DNP																			
Apr. 19	at #12 Texas A&M*		DNP																			
Apr. 24	#20 LSU*		DNP																			
Apr. 25	#20 LSU*		DNP																			
Apr. 26	#20 LSU*		DNP																			
Apr. 30	at Ole Miss*		DNP																			
May 1	at Ole Miss*		DNP																			
May 2	at Ole Miss*		DNP																			
May 5	at Kentucky		DNP																			
May 6	vs. #9 Arkansas		DNP																			
May 15	vs. Saint Mary's (CA)		DNP																			
May 16	at #12 Oregon		DNP																			
May 17	vs. Saint Mary's (CA)		DNP																			
May 22	at #2 Oklahoma		DNP																			
May 23	at #2 Oklahoma		DNP																			
May 24	at #2 Oklahoma		DNP																			

STANDOUT GAMES

	2026	CAREER
5+ Strikeouts	--	--
10+ Strikeouts	--	--
2-run or less CG	--	--

STREAKS

	ACTIVE	CAREER
Wins	--	--
Scoreless Innings	0.2	2.0

	ERA	W-L	APP	GS	CG	SHO	SV	IP	H	R	ER	BB	SO	2B	3B	HR	BF	B/AVG	WP	HP	PO	A	E	FLD
2026	9.33	0-0	3	0	0	0	0	3.0	4	4	4	2	0	1	0	2	16	.308	0	1	0	1	0	1.000
TOTAL	9.33	0-0	3	0	0	0	0	3.0	4	4	4	2	0	1	0	2	16	.308	0	1	0	1	0	1.000

22

TATUM SILVA OF

JUNIOR | L/L | 5-6 // RESCUE, CALIF. (PONDEROSA HS / UTAH STATE)



SEASON HIGHS

At-Bats	4	at Florida, 4/4/26
Hits	3	at Florida, 4/4/26
Runs Scored	1	14x, last, vs. Saint Mary's (CA), 5/17/26
Runs Batted In	3	vs. Saint Mary's (CA), 5/17/26
Doubles	1	UAB, 3/18/26
Triples	0	
Home Runs	1	vs. Saint Mary's (CA), 5/17/26
Walks	2	at South Alabama, 3/8/26
Stolen Bases	1	3x, last, at Georgia, 3/20/26
Putouts	4	2x, last, at Georgia, 3/21/26
Assists	1	2x, last, Southeast Missouri, 3/10/26
Hitting Streak	3 gm	2/21/26, Delaware State to 2/27/26, vs. Wofford

CAREER HIGHS

At-Bats	5	8x, last, New Mexico, 4/2/25
Hits	3	3x, last, at Florida, 4/4/26
Runs Scored	3	at Utah Tech, 2/22/25
Runs Batted In	3	3x, last, vs. Saint Mary's (CA), 5/17/26
Doubles	1	5x, last, UAB, 3/18/26
Triples	1	4x, last, UNLV, 4/26/25
Home Runs	1	2x, last, vs. Saint Mary's (CA), 5/17/26
Walks	3	vs. Oregon State, 2/28/25
Stolen Bases	2	at Colorado State, 3/27/25
Putouts	6	at San Diego State, 3/17/24
Assists	1	6x, last, Southeast Missouri, 3/10/26
Hitting Streak	11	2/6/25, vs. Villanova to 2/21/25, vs. UC San Diego

NOTEWORTHY

- » Has played in 51 games, making 17 starts and seeing time in left field and center field.
- » Batting .312 (15-for-48) on the year.
- » Hit a three-run homer vs. Saint Mary's (CA) (5/17) in the NCAA Regional Championship.
- » Collected a career-high-tying three hits at No. 5 Florida (4/4).
- » Singled, walked, stole a base and scored at No. 15 Georgia (3/20).
- » Doubled and scored the game-winning run against UAB (3/18).
- » Started and recorded a season-high four putouts against No. 1 Tennessee (3/13).
- » Walked twice at South Alabama (3/8).
- » Went 2-for-2 vs. Samford (3/7) with an RBI.
- » Singled and scored at UAB (3/4).
- » Singled and provided a sacrifice fly in the win at No. 25 Clemson (3/1).
- » Singled home a run vs. Wofford (2/27).
- » Singled and scored at Georgia Tech (2/25).
- » Singled home a run and was hit by a pitch against Delaware State (2/21).
- » Stole a base against Samford (2/20).
- » Plated two runs against Murray State (2/13) after coming on as a pinch runner.
- » Scored as a pinch runner against Southern Miss (2/10).
- » Scored as a pinch runner at Baylor (2/5) before playing center field.
- » Earned First Team All-Mountain West honors in 2025.
- » Played in 50 games making 48 starts in left field last year for Utah State.
- » Ranked third in the Mountain West last year with a .491 (27-for-55) batting average in conference play while totaling just five strikeouts.
- » Ranked second in the MWC in on-base percentage (.554) during league play.

SILVA'S GAME-BY-GAME STATS

DATE	OPPONENT	POS	AB	R	H	RBI	2B	3B	HR	BB	SB	CS	HBP	SH	SF	GDP	K	PO	A	E	AVG	
Feb. 5	at Baylor	PR/CF	2	1	0	0	0	0	0	0	0	0	0	0	0	0	0	0	0	0	0	.000
Feb. 6	vs. Northwestern State	LF	1	0	0	0	0	0	0	0	0	0	0	0	0	0	0	0	0	0	0	.000
Feb. 6	vs. Wichita State	LF	0	1	0	0	0	0	0	0	0	0	0	0	0	0	0	0	0	0	0	.000
Feb. 7	vs. New Mexico	LF	1	0	0	0	0	0	0	0	0	0	0	0	0	0	0	2	0	0	0	.000
Feb. 10	SOUTHERN MISS	LF	0	1	0	0	0	0	0	0	0	0	0	0	0	0	0	0	0	0	0	.000
Feb. 13	MURRAY STATE	PR/LF	1	0	1	2	0	0	0	0	0	0	0	0	0	0	0	1	0	0	0	.200
Feb. 13	RUTGERS	LF	0	0	0	0	0	0	0	0	0	0	0	0	0	0	0	0	1	0	0	.200
Feb. 14	RUTGERS																					
Feb. 14	NORTH TEXAS	LF	0	0	0	0	0	0	0	0	0	0	0	0	0	0	0	0	0	0	0	.200
Feb. 15	NORTH TEXAS	LF	0	0	0	0	0	0	0	0	0	0	0	0	0	0	0	0	0	0	0	.200
Feb. 18	MEMPHIS	LF	0	0	0	0	0	0	0	0	0	0	0	0	0	0	0	0	0	0	0	.200
Feb. 20	BELMONT	PR/LF	0	0	0	0	0	0	0	0	0	0	0	0	0	0	0	2	0	0	0	.200
Feb. 20	SAMFORD	PR/LF	0	0	0	0	0	0	0	1	0	0	0	0	0	0	0	0	0	0	0	.200
Feb. 21	BELMONT	PF/CF	1	0	0	0	0	0	0	0	0	0	0	0	0	0	0	0	1	0	0	.167
Feb. 21	DELAWARE STATE	CF	1	0	1	1	0	0	0	0	0	0	1	0	0	0	0	0	0	0	0	.286
Feb. 22	DELAWARE STATE																					
Feb. 25	at Georgia Tech	LF	1	1	1	0	0	0	0	0	0	0	0	0	0	0	0	0	0	0	0	.375
Feb. 27	vs. Wofford	*CF/LF	3	1	1	1	0	0	0	0	0	0	0	0	0	0	1	0	1	0	0	.364
Feb. 28	vs. Georgia Southern	*CF/LF	1	0	0	0	0	0	0	0	0	0	0	1	0	0	0	0	1	0	0	.333
Feb. 28	at #25 Clemson	LF	0	0	0	0	0	0	0	0	0	0	0	0	0	0	0	0	0	0	0	.333
Mar. 1	at #25 Clemson	PH/CF	1	1	1	1	0	0	0	0	0	0	0	1	0	0	0	1	0	0	0	.385
Mar. 4	at UAB	*CF/LF	2	1	1	0	0	0	0	0	0	0	0	0	0	0	0	0	0	0	0	.400
Mar. 6	vs. New Mexico	*CF/LF	2	0	0	0	0	0	0	0	0	0	0	0	0	0	1	0	0	0	0	.353
Mar. 6	at South Alabama	PR/LF	0	0	0	0	0	0	0	0	0	0	0	0	0	0	0	0	0	0	0	.353
Mar. 7	vs. New Mexico	LF	0	0	0	0	0	0	0	0	0	0	0	0	0	0	0	0	0	0	0	.421
Mar. 7	vs. Samford	*CF/LF	2	1	2	1	0	0	0	0	0	0	0	1	0	0	0	0	0	0	0	.400
Mar. 8	at South Alabama	*CF/LF	1	0	0	0	0	0	0	2	1	0	0	0	0	0	0	0	0	0	0	.429
Mar. 10	SOUTHEAST MISSOURI	LF	1	0	1	0	0	0	0	0	0	0	0	0	0	0	0	1	0	0	0	.391
Mar. 10	SOUTHEAST MISSOURI	*CF/LF	2	1	0	0	0	0	0	0	0	0	0	0	0	0	0	0	1	1	0	.360
Mar. 13	#1 TENNESSEE*	CF/LF	2	0	0	0	0	0	0	0	0	0	0	0	0	0	0	4	0	0	0	.360
Mar. 14	#1 TENNESSEE*	PR	0	0	0	0	0	0	0	0	0	0	0	0	0	0	0	0	0	0	0	.360
Mar. 15	#1 TENNESSEE*	LF/CF	0	0	0	0	0	0	0	0	0	0	0	0	0	0	0	1	0	0	0	.370
Mar. 18	UAB	*CF	2	1	1	0	1	0	0	0	0	0	0	0	0	0	0	0	1	0	0	.367
Mar. 20	at #15 Georgia*	*CF/LF	3	1	1	0	0	0	0	1	1	0	0	0	0	0	0	2	0	0	0	.344
Mar. 21	at #15 Georgia*	*CF/LF	2	0	0	0	0	0	0	0	0	0	0	0	0	0	1	4	0	0	0	.314
Mar. 22	at #15 Georgia*	*CF/LF	3	0	0	0	0	0	0	0	0	0	0	0	0	0	0	1	0	0	0	.297
Mar. 25	UT MARTIN	*CF/LF	2	0	0	0	0	0	0	0	0	0	0	0	0	0	0	1	0	0	0	.289
Mar. 28	#23 SOUTH CAROLINA*	*CF	1	0	0	0	0	0	0	0	0	0	0	0	0	0	1	1	0	0	0	.289
Mar. 29	#23 SOUTH CAROLINA*	LF	0	0	0	0	0	0	0	0	0	0	0	0	0	0	0	0	0	0	0	.282
Mar. 30	#23 SOUTH CAROLINA*	CF/LF	1	0	0	0	0	0	0	0	0	0	0	0	0	0	0	0	0	0	0	.282
Apr. 3	at #5 Florida*	PR/CF	0	0	0	0	0	0	0	0	0	0	0	0	0	0	0	0	0	0	0	.326
Apr. 4	at #5 Florida*	*CF/LF	4	0	3	0	0	0	0	0	0	0	0	0	0	0	1	3	0	0	1	.311
Apr. 5	at #5 Florida*	*CF/LF	2	0	0	0	0	0	0	0	0	0	0	0	0	0	0	1	3	0	0	.311
Apr. 10	#8 ARKANSAS*	LF	0	0	0	0	0	0	0	0	0	0	0	0	0	0	0	1	0	0	0	.304
Apr. 11	#8 ARKANSAS*	*CF	1	0	0	0	0	0	0	0	0	0	0	0	0	0	0	3	0	0	0	.304
Apr. 12	#8 ARKANSAS*	PR/LF	0	1	0	0	0	0	0	0	0	0	0	0	0	0	0	1	0	0	0	.304
Apr. 17	at #12 Texas A&M*																					
Apr. 18	at #12 Texas A&M*																					
Apr. 19	at #12 Texas A&M*																					
Apr. 24	#20 LSU*																					
Apr. 25	#20 LSU*																					
Apr. 26	#20 LSU*	CF	0	0	0	0	0	0	0	0	0	0	0	0	0	0	0	0	1	0	0	.304
Apr. 30	at Ole Miss*	PR/CF	0	0	0	0	0	0	0	0	0	0	0	0	0	0	0	0	0	0	0	.304
May 1	at Ole Miss*	PR	0	0	0	0	0	0	0	0	0	0	0	0	0	0	0	0	0	0	0	.304
May 2	at Ole Miss*																					
May 5	at Kentucky	LF	0	0	0	0	0	0	0	0	0	0	0	0	0	0	0	0	0	0	0	.304
May 6	vs. #9 Arkansas																					
May 15	vs. Saint Mary's (CA)	LF	0	0	0	0	0	0	0	0	0	0	0	0	0	0	0	0	0	0	0	.298
May 16	at #12 Oregon	PR/LF	1	1	0	0	0	0	0													



31 SYDNEY CARROLL UTL

FRESHMAN | R/R | 6-2 // CHELSEA, ALA. (CHELSEA HS)

SEASON HIGHS

At-Bats	
Hits	
Runs Scored	
Runs Batted In	
Doubles	
Triples	
Home Runs	
Walks	
Stolen Bases	
Putouts	
Assists	
Hitting Streak	

CAREER HIGHS

At-Bats	
Hits	
Runs Scored	
Runs Batted In	
Doubles	
Triples	
Home Runs	
Walks	
Stolen Bases	
Putouts	
Assists	
Hitting Streak	

NOTEWORTHY

- » Has not seen game action.
- » Attended Chelsea High School where her team won the regular-season title three times (2022-24).
- » Began playing with the varsity team in eighth grade and was called up when the program reached the 6A and 7A area championships in 2021.
- » Led Chelsea in home runs in 2022, 2023, and 2024.
- » Played travel ball with the Mississippi Bombers helping the team complete an undefeated season in 2023-24 and reach a No. 2 national ranking.

CARROLL'S GAME-BY-GAME STATS

DATE	OPPONENT	POS	AB	R	H	RBI	2B	3B	HR	BB	SB	CS	HBP	SH	SF	GDP	K	PO	A	E	AVG	
Feb. 5	at Baylor		DNP																			
Feb. 6	vs. Northwestern State		DNP																			
Feb. 6	vs. Wichita State		DNP																			
Feb. 7	vs. New Mexico		DNP																			
Feb. 10	SOUTHERN MISS		DNP																			
Feb. 13	MURRAY STATE		DNP																			
Feb. 13	RUTGERS		DNP																			
Feb. 14	RUTGERS		DNP																			
Feb. 14	NORTH TEXAS		DNP																			
Feb. 15	NORTH TEXAS		DNP																			
Feb. 18	MEMPHIS		DNP																			
Feb. 20	BELMONT		DNP																			
Feb. 20	SAMFORD		DNP																			
Feb. 21	BELMONT		DNP																			
Feb. 21	DELAWARE STATE		DNP																			
Feb. 22	DELAWARE STATE																					
Feb. 25	at Georgia Tech		DNP																			
Feb. 27	vs. Wofford		DNP																			
Feb. 28	vs. Georgia Southern		DNP																			
Feb. 28	at #25 Clemson		DNP																			
Mar. 1	at #25 Clemson		DNP																			
Mar. 4	at UAB		DNP																			
Mar. 6	vs. New Mexico		DNP																			
Mar. 6	at South Alabama		DNP																			
Mar. 7	vs. New Mexico		DNP																			
Mar. 7	vs. Samford		DNP																			
Mar. 8	at South Alabama		DNP																			
Mar. 10	SOUTHEAST MISSOURI		DNP																			
Mar. 10	SOUTHEAST MISSOURI		DNP																			
Mar. 13	#1 TENNESSEE*		DNP																			
Mar. 14	#1 TENNESSEE*		DNP																			
Mar. 15	#1 TENNESSEE*		DNP																			
Mar. 18	UAB		DNP																			
Mar. 20	at #15 Georgia*		DNP																			
Mar. 21	at #15 Georgia*		DNP																			
Mar. 22	at #15 Georgia*		DNP																			
Mar. 25	UT MARTIN		DNP																			
Mar. 28	#23 SOUTH CAROLINA*		DNP																			
Mar. 29	#23 SOUTH CAROLINA*		DNP																			
Mar. 30	#23 SOUTH CAROLINA*		DNP																			
Apr. 3	at #5 Florida*		DNP																			
Apr. 4	at #5 Florida*		DNP																			
Apr. 5	at #5 Florida*		DNP																			
Apr. 10	#8 ARKANSAS*		DNP																			
Apr. 11	#8 ARKANSAS*		DNP																			
Apr. 12	#8 ARKANSAS*		DNP																			
Apr. 17	at #12 Texas A&M*		DNP																			
Apr. 18	at #12 Texas A&M*		DNP																			
Apr. 19	at #12 Texas A&M*		DNP																			
Apr. 24	#20 LSU*		DNP																			
Apr. 25	#20 LSU*		DNP																			
Apr. 26	#20 LSU*		DNP																			
Apr. 30	at Ole Miss*		DNP																			
May 1	at Ole Miss*		DNP																			
May 2	at Ole Miss*		DNP																			
May 5	at Kentucky		DNP																			
May 6	vs. #9 Arkansas		DNP																			
May 15	vs. Saint Mary's (CA)		DNP																			
May 16	at #12 Oregon		DNP																			
May 17	vs. Saint Mary's (CA)		DNP																			
May 22	at #2 Oklahoma																					
May 23	at #2 Oklahoma																					
May 24	at #2 Oklahoma																					

MULTI-HIT GAMES

	2	3	4	5+	TOTAL
2026	--	--	--	--	0
TOTAL	--	--	--	--	0

MULTI-RBI GAMES

	2	3	4	5+	TOTAL
2026	--	--	--	--	0
TOTAL	--	--	--	--	0

	AVG	GP-GS	AB	R	H	2B	3B	HR	RBI	TB	SLG	BB	HBP	K	GDP	OBP	SF	SH	SB-SBA	PO	A	E	FLD
2026	--	--	--	--	--	--	--	--	--	--	--	--	--	--	--	--	--	--	--	--	--	--	--
TOTAL	--	--	--	--	--	--	--	--	--	--	--	--	--	--	--	--	--	--	--	--	--	--	--

33

KINLEY KELLER OF

FRESHMAN | R/R | 5-9 // NEW BRAUNFELS, TEXAS (DAVENPORT HS)



SEASON HIGHS

At-Bats	4	2x, last, at Oregon, 5/16/26
Hits	3	2x, last, at Texas A&M, 4/19/26
Runs Scored	3	North Texas, 2/15/26
Runs Batted In	2	3x, last, vs. Saint Mary's (CA), 5/17/26
Doubles	2	North Texas, 2/15/26
Home Runs	1	2x, last, at Georgia, 3/21/26
Walks	1	6x, last, vs. Saint Mary's (CA), 5/15/26
Stolen Bases	1	3x, last, UT Martin, 3/25/26
Putouts	4	at Oregon, 5/16/26
Assists	1	Tennessee, 3/13/26
Hitting Streak	5 gm	2/10/26, Southern Miss to 2/15/26, North Texas

CAREER HIGHS

At-Bats	4	2x, last, at Oregon, 5/16/26
Hits	3	2x, last, at Texas A&M, 4/19/26
Runs Scored	3	North Texas, 2/15/26
Runs Batted In	2	x, last, at Clemson, 3/1/26
Doubles	2	North Texas, 2/15/26
Home Runs	1	2x, last, at Georgia, 3/21/26
Walks	1	6x, last, vs. Saint Mary's (CA), 5/15/26
Stolen Bases	1	3x, last, UT Martin, 3/25/26
Putouts	4	at Oregon, 5/16/26
Assists	1	Tennessee, 3/13/26
Hitting Streak	5 gm	2/10/26, Southern Miss to 2/15/26, North Texas

NOTEWORTHY

- » Tabbed to Softball America's Freshman Watch List.
- » Has played in all 59 games, making 32 starts in center field.
- » Batting .315 (28-for-89).
- » If she qualified, would be top five on the team in average, slugging percentage and on-base percentage.
- » Since the start of the SEC Tournament, is leading the team with a .417 average and has reached base in every game.
- » Doubled in the win at **No. 12 Oregon (5/16)**.
- » Walked and scored the tying run vs. **Saint Mary's (CA) (5/15)**.
- » Doubled vs. **No. 9 Arkansas (5/6)**.
- » Doubled in a 2-for-2 day at **Kentucky (5/5)** in the SEC Tournament and drew a walk.
- » Recorded a career-high three hits at **No. 12 Texas A&M (4/19)**.
- » Produced an RBI single against **No. 23 South Carolina (3/29)**.
- » Collected an RBI single and a stolen base against **UT Martin (3/26)**.
- » Hit the game-winning home run in Game 2 at **No. 15 Georgia (3/21)** after entering as a defensive replacement.
- » Recorded her first career outfield assist against **No. 1 Tennessee (3/13)**.
- » Went 2-for-3 at **South Alabama (3/6)** with a stolen base.
- » Hit a two-run home run at **No. 25 Clemson (3/1)**.
- » Singled and stole a base against **Delaware State (2/21)**.
- » Doubled in a run against **Samford (2/20)**.
- » Named **SEC Freshman of the Week (2/16)** for her play at **The Snowman (2/13-15)** where she went 8-for-12 at the plate with four doubles and six runs.
- » Went 3-for-3 against **North Texas (2/15)** with a pair of doubles, two RBIs and three runs scored.
- » Played travel ball with Texas Bombers Gold, winning the 2024 Alliance Fastpitch 18U National Championship and finishing as runners-up in 2025.

KELLER'S GAME-BY-GAME STATS

DATE	OPPONENT	POS	AB	R	H	RBI	2B	3B	HR	BB	SB	CS	HBP	SH	SF	GDP	K	PO	A	E	AVG	
Feb. 5	at Baylor	RF	0	0	0	0	0	0	0	0	0	0	0	0	0	0	0	0	0	0	0	--
Feb. 6	vs. Northwestern State	CF	0	0	0	0	0	0	0	0	0	0	0	0	0	0	0	1	0	0	--	
Feb. 6	vs. Wichita State	CF	0	0	0	0	0	0	0	0	0	0	0	0	0	0	0	1	0	0	--	
Feb. 7	vs. New Mexico	CF/RF	0	0	0	0	0	0	1	0	0	0	0	0	0	0	0	2	0	0	--	
Feb. 10	SOUTHERN MISS	CF	1	1	0	1	0	0	0	0	0	0	0	0	0	0	0	0	0	0	.000	
Feb. 13	MURRAY STATE	CF/RF	1	1	1	0	1	0	0	0	0	0	0	0	0	0	0	0	0	0	.500	
Feb. 13	RUTGERS	*CF	2	0	1	0	0	0	0	0	0	0	0	0	0	0	1	0	0	0	.500	
Feb. 14	RUTGERS	*CF/RF	2	0	1	1	0	0	0	0	0	0	0	0	0	0	0	0	0	0	.500	
Feb. 14	NORTH TEXAS	*CF/RF	3	2	2	0	1	0	0	0	0	0	0	0	0	0	0	1	0	0	.556	
Feb. 15	NORTH TEXAS	*CF/RF	3	3	3	2	2	0	0	0	0	0	0	0	0	0	0	0	0	0	.667	
Feb. 18	MEMPHIS	*CF/RF	2	1	0	0	0	0	1	0	0	0	0	0	0	0	0	1	0	0	.571	
Feb. 20	BELMONT	*CF/RF	1	0	0	0	0	0	0	0	0	0	1	0	0	0	0	1	0	0	.533	
Feb. 20	SAMFORD	*CF/RF	3	0	1	1	1	0	0	0	0	0	0	0	0	0	0	0	0	0	.500	
Feb. 21	BELMONT	*CF/RF	2	0	0	0	0	0	0	0	0	0	0	0	0	0	0	0	0	0	.450	
Feb. 21	DELAWARE STATE	*CF	2	1	1	0	0	0	0	0	1	0	0	0	0	0	0	0	0	0	.455	
Feb. 22	DELAWARE STATE																					CANCELED
Feb. 25	at Georgia Tech	*CF	2	0	0	0	0	0	0	0	0	0	0	0	0	0	0	1	1	0	.417	
Feb. 27	vs. Wofford	PR/RF	0	0	0	1	0	0	0	0	0	0	0	1	0	0	0	0	0	0	.417	
Feb. 28	vs. Georgia Southern	RF	0	0	0	0	0	0	0	0	0	0	0	0	0	0	0	0	0	0	.417	
Feb. 28	at #25 Clemson	*CF/RF	2	0	0	0	0	0	0	0	0	0	0	0	0	0	0	0	0	0	.385	
Mar. 1	at #25 Clemson	PR/LF	1	2	1	2	0	0	1	0	0	0	0	0	0	0	0	1	0	0	.407	
Mar. 4	at UAB	RF	1	0	1	0	0	0	0	0	0	0	0	0	0	0	0	2	0	0	.429	
Mar. 6	vs. New Mexico	CF/RF	0	0	0	0	0	0	0	0	0	0	0	0	0	0	0	1	0	0	.429	
Mar. 6	at South Alabama	*CF/RF	3	1	2	0	0	0	0	1	0	0	0	0	0	0	0	1	0	0	.452	
Mar. 7	vs. New Mexico	*CF/RF	1	0	0	0	0	0	1	0	0	0	0	0	0	0	0	0	0	0	.438	
Mar. 7	vs. Samford	RF	0	0	0	0	0	0	0	0	0	0	0	0	0	0	0	0	0	0	.438	
Mar. 8	at South Alabama	RF	0	0	0	0	0	0	0	0	0	0	0	0	0	0	0	0	0	0	.438	
Mar. 10	SOUTHEAST MISSOURI	*CF/RF	2	1	0	0	0	0	0	0	0	0	0	0	0	0	0	2	0	0	.412	
Mar. 10	SOUTHEAST MISSOURI	RF	0	0	0	0	0	0	0	0	0	0	0	0	0	0	0	1	0	0	.412	
Mar. 13	#1 TENNESSEE*	RF	1	0	0	0	0	0	0	0	0	0	0	0	0	0	0	0	1	0	.400	
Mar. 14	#1 TENNESSEE*	*CF/RF	1	0	0	0	0	0	0	0	0	0	0	0	0	0	0	0	0	0	.389	
Mar. 15	#1 TENNESSEE*	*CF/RF	2	0	0	0	0	0	0	0	0	0	0	0	0	0	2	0	0	0	.368	
Mar. 18	UAB	PR/RF	0	0	0	0	0	0	0	0	0	0	0	0	0	0	0	0	0	0	.368	
Mar. 20	at #15 Georgia*	RF	0	0	0	0	0	0	0	0	0	0	0	0	0	0	0	0	0	0	.368	
Mar. 21	at #15 Georgia*	RF	1	1	1	1	0	0	1	0	0	0	0	0	0	0	0	0	0	0	.385	
Mar. 22	at #15 Georgia*	RF/CF	2	0	0	0	0	0	0	0	0	0	0	0	0	0	0	3	0	0	.366	
Mar. 25	UT MARTIN	CF/RF	2	0	2	1	0	0	0	0	0	0	0	0	0	0	0	0	0	0	.395	
Mar. 28	#23 SOUTH CAROLINA*	PH/CF	1	0	0	0	0	0	0	0	0	0	0	0	0	0	0	0	0	0	.386	
Mar. 29	#23 SOUTH CAROLINA*	*CF/RF	3	0	1	1	0	0	0	0	0	0	0	0	0	0	0	1	1	0	.383	
Mar. 30	#23 SOUTH CAROLINA*	*CF/RF	3	0	0	0	0	0	0	0	0	0	0	0	0	0	0	1	0	0	.360	
Apr. 3	at #5 Florida*	*CF/RF	2	0	0	0	0	0	0	0	0	0	0	0	0	0	0	0	0	0	.346	
Apr. 4	at #5 Florida*	RF/CF	1	0	0	0	0	0	0	0	0	0	0	0	0	0	0	0	0	0	.340	
Apr. 5	at #5 Florida*	RF	0	0	0	0	0	0	0	0	0	0	0	0	0	0	0	0	0	0	.340	
Apr. 10	#8 ARKANSAS*	*CF/RF	2	0	0	0	0	0	1	0	0	0	0	0	0	0	0	1	3	0	.327	
Apr. 11	#8 ARKANSAS*	RF	0	0	0	0	0	0	0	0	0	0	0	0	0	0	0	0	0	0	.327	
Apr. 12	#8 ARKANSAS*	*CF/RF	3	0	0	0	0	0	0	0	0	0	0	0	0	0	0	1	0	1	.310	
Apr. 17	at #12 Texas A&M*	*CF/RF	3	0	0	0	0	0	0	0	0	0	0	0	0	0	0	3	0	0	.295	
Apr. 18	at #12 Texas A&M*	*CF/RF	3	0	0	0	0	0	0	0	0	0	0	0	0	0	0	3	0	0	.281	
Apr. 19	at #12 Texas A&M*	*CF/RF	4	1	3	0	0	0	0	0	0	0	0	0	0	0	0	1	0	0	.309	
Apr. 24	#20 LSU*	*CF/RF	3	0	1	0	0	0	0	1	0	0	0	0	0	0	0	0	0	0	.310	
Apr. 25	#20 LSU*	RF	0	0	0	0	0	0	0	0	0	0	0	0	0	0	0	0	0	0	.310	
Apr. 26	#20 LSU*	*CF/RF	2	0	0	1	0	0	0	0	0	0	0	0	0	0	0	0	0	0	.301	
Apr. 30	at Ole Miss*	RF	1	0	0	0	0	0	0	0	0	0	0	0	0	0	0	1	0	0	.297	
May 1	at Ole Miss*	RF	0	0	0	0	0	0	0	0	0	0	0	0	0	0	0	1	0	0	.297	
May 2	at Ole Miss*	*CF/RF	3	0	1	0	0	0	0	0	0	0	0	0	0	0	0	0	0	0	.299	
May 5	at Kentucky	*CF	2	1	2	0	1	0	0	1	0	0	0	0	0	0	0	2	0	0	.316	
May 6	vs. #9 Arkansas	*CF/RF	2	0	1	0	1	0	0	0	0	0	0	0	0	0	0	2	0	0	.321	
May 15	vs. Saint Mary's (CA)	*CF	2	1	0	0	0	0	0	1	0	0	0	0	0	0	0	0	0	0	.313	
May 16	at #12 Oregon	*CF	4	0	1	0	1	0														

48

DELANEY EVERETT P

JUNIOR | L/L | 5-5 // OAKDALE, CALIF. (OAKDALE HS)



SEASON HIGHS

Innings	3.0	at Texas A&M, 4/17/26
Longest Start		
Shortest Start		
Longest Relief	3.0	at Texas A&M, 4/17/26
Strikeouts	2	at Ole Miss, 5/1/26
Walks	1	4x, last, at Texas A&M, 4/17/26
Hits	3	at Ole Miss, 5/1/26
Runs	2	at Ole Miss, 5/1/26
Earned Runs	2	at Ole Miss, 5/1/26
Pitch Count	38	2x, last, at Ole Miss, 5/1/26
Putouts		
Assists	2	2x, last, at Texas A&M, 4/17/26

CAREER HIGHS

Innings	5.0	4x, last, Ole Miss, 5/2/25
Longest Start	5.0	4x, last, Ole Miss, 5/2/25
Shortest Start	1.0	Missouri, 4/12/25
Longest Relief	4.0	2x, last, Ole Miss, 5/3/25
Strikeouts	7	2x, last, at Tennessee, 4/5/25
Walks	3	at Oklahoma, 4/20/25
Hits	9	at Texas Tech, 5/17/25
Runs	5	2x, last, at Texas Tech, 5/17/25
Earned Runs	5	Florida, 3/28/24
Pitch Count	93	Alcorn State, 3/3/24
Putouts	1	4x, last, at Texas Tech, 5/17/25
Assists	2	4x, last, at Texas A&M, 4/17/26

NOTEWORTHY

- » Has made nine appearances in relief.
- » Missed the first 16 games with an injury.
- » Started the season going 12.0 innings without being charged with a run.
- » Threw 2.0 innings in relief at Ole Miss (5/1), recording two strikeouts.
- » Threw 1.1 scoreless innings against No. 20 LSU (4/26).
- » Made her longest outing of the year, throwing 3.0 innings in relief, at No. 12 Texas A&M (4/17).
- » Recorded her first strikeout of the year against No. 8 Arkansas (4/12).
- » Recorded the final two outs of the game against the Razorbacks (4/11).
- » Tossed 2.0 scoreless innings against SE Missouri (3/10).
- » Threw 1.0 scoreless inning at UAB (3/4).
- » Induced a double play vs. Wofford (2/27) in her first action of the season.
- » Made 25 appearances with 16 starts in 2025, leading the team with a 2.92 ERA.
- » Posted a 10-2 record last spring.
- » Averaged 1.41 walks per seven innings, which was second in the SEC in 2025.
- » Ranked sixth in the conference in strikeout-to-walk ratio (3.27) last year.
- » Led the SEC with just eight walks in league play.

EVERETT'S GAME-BY-GAME STATS

DATE	OPPONENT	GS	DEC	IP	H	R	ER	BB	SO	2B	3B	HR	WP	HBP	IBB	BF	PC	ERA	PO	A	E
Feb. 5	at Baylor		DNP - Injured																		
Feb. 6	vs. Northwestern State		DNP - Injured																		
Feb. 6	vs. Wichita State		DNP - Injured																		
Feb. 7	vs. New Mexico		DNP - Injured																		
Feb. 10	SOUTHERN MISS		DNP - Injured																		
Feb. 13	MURRAY STATE		DNP - Injured																		
Feb. 13	RUTGERS		DNP - Injured																		
Feb. 14	RUTGERS		DNP - Injured																		
Feb. 14	NORTH TEXAS		DNP - Injured																		
Feb. 15	NORTH TEXAS		DNP - Injured																		
Feb. 18	MEMPHIS		DNP - Injured																		
Feb. 20	BELMONT		DNP - Injured																		
Feb. 20	SAMFORD		DNP - Injured																		
Feb. 21	BELMONT		DNP - Injured																		
Feb. 21	DELAWARE STATE		DNP - Injured																		
Feb. 22	DELAWARE STATE																				
Feb. 25	at Georgia Tech		DNP - Injured																		
Feb. 27	vs. Wofford		--	0.2	1	0	0	1	0	0	0	0	0	0	0	3	10	0.00	0	0	0
Feb. 28	vs. Georgia Southern		DNP																		
Feb. 28	at #25 Clemson		DNP																		
Mar. 1	at #25 Clemson		DNP																		
Mar. 4	at UAB		--	1.0	1	0	0	0	0	0	0	0	0	0	0	4	9	0.00	0	0	0
Mar. 6	vs. New Mexico		DNP																		
Mar. 6	at South Alabama		DNP																		
Mar. 7	vs. New Mexico		DNP																		
Mar. 7	vs. Samford		DNP																		
Mar. 8	at South Alabama		DNP																		
Mar. 10	SOUTHEAST MISSOURI		DNP																		
Mar. 10	SOUTHEAST MISSOURI		W	2.0	2	0	0	1	0	0	0	0	0	0	0	8	32	0.00	0	2	0
Mar. 13	#1 TENNESSEE*		DNP																		
Mar. 14	#1 TENNESSEE*		DNP																		
Mar. 15	#1 TENNESSEE*		DNP																		
Mar. 18	UAB		DNP																		
Mar. 20	at #15 Georgia*		DNP																		
Mar. 21	at #15 Georgia*		DNP																		
Mar. 22	at #15 Georgia*		DNP																		
Mar. 25	UT MARTIN		DNP																		
Mar. 28	#23 SOUTH CAROLINA*		DNP																		
Mar. 29	#23 SOUTH CAROLINA*		DNP																		
Mar. 30	#23 SOUTH CAROLINA*		DNP																		
Apr. 3	at #5 Florida*		DNP																		
Apr. 4	at #5 Florida*		DNP																		
Apr. 5	at #5 Florida*		DNP																		
Apr. 10	#8 ARKANSAS*		DNP																		
Apr. 11	#8 ARKANSAS*		--	0.2	1	0	0	1	0	0	0	0	0	0	0	4	15	0.00	0	1	0
Apr. 12	#8 ARKANSAS*		--	0.2	0	0	0	0	1	0	0	0	1	1	0	3	10	0.00	0	0	0
Apr. 17	at #12 Texas A&M*		--	3.0	0	0	0	1	0	0	0	0	0	0	0	11	38	0.00	0	2	0
Apr. 18	at #12 Texas A&M*		--	0.2	1	0	0	0	0	0	0	0	0	0	0	3	14	0.00	0	0	0
Apr. 19	at #12 Texas A&M*		DNP																		
Apr. 24	#20 LSU*		DNP																		
Apr. 25	#20 LSU*		DNP																		
Apr. 26	#20 LSU*		--	1.1	0	0	0	0	0	0	0	0	0	1	0	5	19	0.00	0	0	0
Apr. 30	at Ole Miss*		DNP																		
May 1	at Ole Miss*		L	2.0	3	2	2	0	2	2	0	1	1	0	0	8	38	1.17	0	0	0
May 2	at Ole Miss*		DNP																		
May 5	at Kentucky		DNP																		
May 6	vs. #9 Arkansas		DNP																		
May 15	vs. Saint Mary's (CA)		DNP																		
May 16	at #12 Oregon		DNP																		
May 17	vs. Saint Mary's (CA)		DNP																		
May 22	at #2 Oklahoma																				
May 23	at #2 Oklahoma																				
May 24	at #2 Oklahoma																				

STANDOUT GAMES

	2026	CAREER
5+ Strikeouts	--	3
10+ Strikeouts	--	--
2-run or less CG	--	1

STREAKS

	ACTIVE	CAREER
Wins	--	6
Scoreless Innings	--	15.0

	ERA	W-L	APP	GS	CG	SHD	SV	IP	H	R	ER	BB	SO	2B	3B	HR	BF	B/AVG	WP	HP	PO	A	E	FLD
2024	2.78	4-0	14	1	1	1	0	27.2	25	11	11	7	37	3	1	1	119	.227	4	1	1	5	0	1.000
2025	2.92	10-2	25	16	1	1	2	74.1	82	39	31	15	49	11	1	13	323	.278	3	5	4	8	2	.857
2026	1.17	1-1	9	0	0	0	0	12.0	9	2	2	4	3	2	0	1	49	.220	2	2	0	5	0	1.000
TOTAL	2.70	15-3	48	17	2	2	2	114.0	116	52	44	26	89	16	2	15	491	.260	9	8	5	18	2	.920



88

XIANE ROMERO INF

SOPHOMORE | 5-4 | R/R // LAKE ELSINORE, CALIF. (TEMESCAL CANYON HS)

SEASON HIGHS

At-Bats	4	3x, last, vs. Saint Mary's (CA), 5/15/26
Hits	2	5x, last, vs. Saint Mary's (CA), 5/17/26
Runs Scored	2	2x, last, at Texas A&M, 4/19/26
Runs Batted In	5	at Texas A&M, 4/19/26
Doubles	1	5x, last, at Oregon, 5/16/26
Triples	1	at Clemson, 3/1/26
Home Runs	1	5x, last, at Ole Miss, 5/1/26
Walks	2	at Kentucky, 5/5/26
Stolen Bases	1	2x, last, at South Alabama, 3/7/26
Putouts	5	LSU, 4/24/26
Assists	4	2x, last, South Carolina, 3/29/26
Hitting Streak	4 gm	2x, last, 4/25/26, LSU to 5/1/26, at Ole Miss

CAREER HIGHS

At-Bats	4	3x, last, vs. Saint Mary's (CA), 5/15/26
Hits	2	6x, last, vs. Saint Mary's (CA), 5/17/26
Runs Scored	2	3x, last, at Texas A&M, 4/19/26
Runs Batted In	5	at Texas A&M, 4/19/26
Doubles	1	6x, last, at Oregon, 5/16/26
Triples	1	at Clemson, 3/1/26
Home Runs	1	5x, last, at Ole Miss, 5/1/26
Walks	2	at Kentucky, 5/5/26
Stolen Bases	1	3x, last, at South Alabama, 3/7/26
Putouts	5	2x, last, LSU, 4/24/26
Assists	4	2x, last, South Carolina, 3/29/26
Hitting Streak	4 gm	2x, last, 4/25/26, LSU to 5/1/26, at Ole Miss

NOTEWORTHY

- » Has played in 40 games, starting 31 at second base.
- » Batting .226 (19-for-84) on the year.
- » Singled twice vs. Saint Mary's (CA) (5/17).
- » Doubled home a run in the NCAA Tournament win at No. 12 Oregon (5/16).
- » Walked twice in the SEC Tournament win at Kentucky (5/5).
- » Hit a game-tying homer in the seventh inning at Ole Miss (5/1).
- » Collected a pair of hits against the Rebels (4/30), including a double and a walk.
- » Hit .500 in the series against No. 20 LSU (4/24-26), with a two-run homer and two multi-hit games.
- » Drove in a career-high five RBIs at No. 12 Texas A&M (4/19) while hitting her first career grand slam.
- » Homered at No. 5 Florida (4/5).
- » Doubled home two go-ahead runs in the series-clinching win over No. 23 South Carolina (3/30).
- » Scored as a pinch runner against UAB (3/18).
- » Started against No. 1 Tennessee (3/14) and walked.
- » Walked and brought home a run against SE Missouri (3/10).
- » Doubled and scored twice vs. Samford (3/7).
- » Walked and scored at UAB (3/4).
- » Hit an RBI triple at No. 25 Clemson (3/1).
- » Returned to the field vs. Wofford (2/27), pinch hitting and playing second base.
- » Missed 14 games with an injury.
- » Handled seven total chances vs. Wichita State (2/6) while driving in a run and providing a sacrifice bunt before leaving with an injury.
- » Hit first career homer vs. Northwestern State (2/6).
- » Singled and drove in a run at Baylor (2/5) on Opening Day.

ROMERO'S GAME-BY-GAME STATS

DATE	OPPONENT	POS	AB	R	H	RBI	2B	3B	HR	BB	SB	CS	HBP	SH	SF	GDP	K	PO	A	E	AVG
Feb. 5	at Baylor	*2B	3	1	1	1	0	0	0	0	0	0	0	0	0	0	0	3	2	0	.333
Feb. 6	vs. Northwestern State	*2B	3	1	1	1	0	0	1	0	0	0	0	0	0	0	2	1	2	1	.333
Feb. 6	vs. Wichita State	*2B/DP	2	1	0	1	0	0	0	0	0	0	0	1	0	0	0	3	4	0	.250
Feb. 7	vs. New Mexico	DNP - Injured																			
Feb. 10	SOUTHERN MISS	DNP - Injured																			
Feb. 13	MURRAY STATE	DNP - Injured																			
Feb. 13	RUTGERS	DNP - Injured																			
Feb. 14	RUTGERS	DNP - Injured																			
Feb. 14	NORTH TEXAS	DNP - Injured																			
Feb. 15	NORTH TEXAS	DNP - Injured																			
Feb. 18	MEMPHIS	DNP - Injured																			
Feb. 20	BELMONT	DNP - Injured																			
Feb. 20	SAMFORD	DNP - Injured																			
Feb. 21	BELMONT	DNP - Injured																			
Feb. 21	DELAWARE STATE	DNP - Injured																			
Feb. 22	DELAWARE STATE	CANCELED																			
Feb. 25	at Georgia Tech	DNP - Injured																			
Feb. 27	vs. Wofford	PH/2B	1	0	0	0	0	0	0	0	0	0	0	0	0	0	0	0	0	0	.222
Feb. 28	vs. Georgia Southern	PH	0	1	0	0	0	0	1	1	0	0	0	0	0	0	0	0	0	0	.222
Feb. 28	at #25 Clemson	PH/2B	1	0	0	0	0	0	0	0	0	0	0	0	0	0	0	0	0	0	.200
Mar. 1	at #25 Clemson	*2B	2	0	1	1	0	1	0	0	0	0	0	0	0	0	1	0	3	0	.250
Mar. 4	at UAB	*2B	2	1	0	0	0	0	0	1	0	0	0	0	0	0	0	3	2	0	.214
Mar. 6	vs. New Mexico	*2B	3	0	1	0	1	0	0	0	0	0	0	0	0	0	0	1	2	0	.235
Mar. 6	at South Alabama	*2B	3	0	0	0	0	0	0	1	0	0	0	0	0	0	1	1	0	0	.200
Mar. 7	vs. New Mexico	*2B	3	0	0	0	0	0	0	0	0	0	0	0	0	0	0	1	1	0	.174
Mar. 7	vs. Samford	*2B	2	2	1	0	1	0	0	0	0	0	0	0	0	0	0	0	0	0	.200
Mar. 8	at South Alabama	*2B	2	0	0	0	0	0	1	0	1	0	0	0	0	0	0	2	0	0	.185
Mar. 10	SOUTHEAST MISSOURI	*2B	1	1	0	1	0	0	0	1	0	0	0	0	0	0	0	1	0	0	.179
Mar. 10	SOUTHEAST MISSOURI	PR	0	0	0	0	0	0	0	0	0	0	0	0	0	0	0	0	0	0	.179
Mar. 13	#1 TENNESSEE*	PH	1	0	0	0	0	0	0	0	0	0	0	0	0	0	0	0	0	0	.172
Mar. 14	#1 TENNESSEE*	*2B	1	0	0	0	0	0	0	1	0	0	0	0	0	0	0	0	3	0	.167
Mar. 15	#1 TENNESSEE*	DNP																			
Mar. 18	UAB	PR	0	1	0	0	0	0	0	0	0	0	0	0	0	0	0	0	0	0	.167
Mar. 20	at #15 Georgia*	DNP																			
Mar. 21	at #15 Georgia*	*2B	3	1	0	0	0	0	0	0	0	0	0	0	0	0	1	0	1	1	.152
Mar. 22	at #15 Georgia*	2B	0	0	0	0	0	0	0	0	0	0	0	0	0	0	0	0	0	0	.152
Mar. 25	UT MARTIN	2B	1	0	0	0	0	0	0	0	0	0	0	0	0	0	0	0	0	0	.147
Mar. 28	#23 SOUTH CAROLINA*	DNP																			
Mar. 29	#23 SOUTH CAROLINA*	*2B	2	0	0	0	0	0	0	0	0	0	0	0	0	0	1	3	4	0	.139
Mar. 30	#23 SOUTH CAROLINA*	*2B	3	1	1	2	1	0	0	0	0	0	0	0	0	0	0	0	2	1	.154
Apr. 3	at #5 Florida*	*2B	2	0	0	0	0	0	0	0	0	0	0	0	0	0	2	3	3	0	.146
Apr. 4	at #5 Florida*	*2B	3	0	0	0	0	0	0	0	0	0	0	0	0	1	0	2	1	0	.136
Apr. 5	at #5 Florida*	*2B	3	1	1	1	0	0	1	0	0	0	0	0	0	0	0	2	1	0	.149
Apr. 10	#8 ARKANSAS*	*2B	1	0	0	0	0	0	0	0	0	0	0	0	0	0	1	3	2	1	.146
Apr. 11	#8 ARKANSAS*	DNP																			
Apr. 12	#8 ARKANSAS*	DNP																			
Apr. 17	at #12 Texas A&M*	PR	0	0	0	0	0	0	0	0	0	0	0	0	0	0	0	0	0	0	.146
Apr. 18	at #12 Texas A&M*	DNP																			
Apr. 19	at #12 Texas A&M*	*2B	4	2	2	5	0	0	1	0	0	0	0	0	0	0	0	0	1	0	.173
Apr. 24	#20 LSU*	*2B	2	1	0	0	0	0	0	1	0	0	0	0	0	0	0	5	1	0	.167
Apr. 25	#20 LSU*	*2B	3	1	2	2	0	0	1	0	0	0	0	0	0	0	1	2	3	0	.193
Apr. 26	#20 LSU*	*2B	3	1	2	0	0	0	0	0	0	0	0	0	0	0	0	2	1	0	.217
Apr. 30	at Ole Miss*	*2B	3	0	2	0	1	0	0	1	0	0	0	0	0	0	0	1	1	1	.238
May 1	at Ole Miss*	*2B	4	1	1	1	0	0	1	0	0	0	0	0	0	0	0	1	3	0	.239
May 2	at Ole Miss*	*2B	3	0	0	0	0	0	0	0	0	0	0	0	0	0	1	2	1	0	.229
May 5	at Kentucky	*2B	2	0	0	0	0	0	0	2	0	0	0	0	0	0	0	0	0	0	.222
May 6	vs. #9 Arkansas	*2B	2	0	0	0	0	0	0	1	0	0	0	0	0	0	0	2	2	0	.216
May 15	vs. Saint Mary's (CA)	*2B	4	0	0	0	0	0	0	0	0	0	0	0	0	0	1	4	0	0	.205
May 16	at #12 Oregon	*2B	3	0	1	1	1	0	0	0	0	0	1	0	0	0	0	0	0	0	.210
May 17	vs. Saint Mary's (CA)	*2B	3	1	2	0	0	0	0	0	0	0	0	0	0	0	0	2	0	0	.226
May 22	at #2 Oklahoma																				
May 23	at #2 Oklahoma																				
May 24	at #2 Oklahoma																				

MULTI-HIT GAMES

	2	3	4	5+	TOTAL
2025	1	--	--	--	1
2026	5	--	--	--	5
TOTAL	6	--	--	--	6

MULTI-RBI GAMES

	2	3	4	5+	TOTAL
2025	1	--	--	--	1
2026	2	--	--	1	3
TOTAL	3	--	--	1	4

	AVG	GP-GS	AB	R	H	2B	3B	HR	RBI	TB	SLG	BB	HBP	K	GDP	OBP	SF	SH	SB-SBA	PO	A	E	FLD
2025	.250	30-8	16	6	4	1	0	0	3	5	.313	2	1	4	0	.350	1	2	1-1	17	20	3	.925
2026	.226	40-31	84	19	19	5	1	5	17	41	.488	11	1	13	1	.323	0	1	2-3	50	46	4	.960
TOTAL	.230	70-39	100	25	23	6	1	5	20	46	.460	13	2	17	1	.328	1	3	3-4	67	66	7	.950

OVERALL STATS



**2026 Mississippi State Softball
Overall Statistics for Mississippi State (as of May 17, 2026)
(All games Sorted by Batting avg)**



Record: 41-18 Home: 20-7 Away: 11-10 Neutral: 10-1 SEC: 9-15

Player	avg	gp-gs	ab	r	h	2b	3b	hr	rbi	tb	slg%	bb	hp	so	gdp	ob%	sf	sh	sb-att	po	a	e	fld%	
9 Kiarra Sells	.342	59-59	152	43	52	12	0	14	30	106	.697	36	6	29	1	.482	1	0	8-10	20	1	0	1.000	
10 Nadia Barbary	.330	59-59	182	32	60	11	0	14	40	113	.621	18	2	19	2	.392	2	0	1-1	32	73	5	.955	
24 Morgan Stiles	.313	59-59	182	32	57	10	0	2	20	73	.401	26	2	19	3	.405	0	1	1-1	51	80	3	.978	
23 Des Rivera	.256	56-51	133	12	34	9	0	3	19	52	.391	4	3	2	2	.283	5	3	1-1	419	28	2	.996	
13 Morgan Bernardini	.243	57-57	144	9	35	8	1	3	25	54	.375	9	3	16	4	.297	2	0	0-0	43	2	0	1.000	

6 Carson Smith	.500	3-0	2	1	1	1	0	0	2	2	1.000	0	0	0	0	.500	0	0	0-0	1	1	0	1.000	
42 Kalani Sells	.333	56-0	9	7	3	0	0	1	3	6	.667	2	0	1	0	.455	0	0	1-1	14	1	0	1.000	
11 Abigail Stevens	.318	17-3	22	2	7	3	0	1	5	13	.591	1	0	6	0	.348	0	0	0-0	0	0	0	.000	
33 Kinley Keller	.315	59-32	89	18	28	8	0	2	12	42	.472	6	0	8	0	.354	1	1	3-4	41	1	1	.977	
22 Tatum Silva	.313	51-17	48	14	15	1	0	1	9	19	.396	3	1	8	0	.352	2	1	3-3	37	2	2	.951	
41 Taylor Troutman	.250	42-24	76	6	19	4	0	4	14	35	.461	9	1	19	1	.333	1	0	0-0	0	0	0	.000	
7 Gabby Schaeffer	.250	43-28	60	21	15	3	0	4	9	30	.500	6	4	12	0	.357	0	2	7-9	27	36	1	.984	
19 Anna Carder	.237	49-37	93	8	22	1	0	0	8	23	.247	18	0	17	4	.354	2	0	0-0	83	4	0	1.000	
83 Xiane Romero	.226	40-31	84	19	19	5	1	5	17	41	.488	11	1	13	1	.323	0	1	2-3	50	46	4	.960	
2 Abby G. Richardson	.207	55-36	82	20	17	6	0	5	19	38	.463	14	1	25	0	.323	2	1	6-6	155	8	2	.988	
12 Paige Ernestes	.183	49-32	93	6	17	3	0	3	18	29	.312	9	5	8	1	.284	2	2	0-0	175	7	0	1.000	
1 Gretta Grassel	.154	38-6	26	9	4	1	0	1	4	8	.308	4	0	4	0	.267	0	0	2-2	7	0	0	1.000	
5 Ally Supan	.000	42-0	7	15	0	0	0	0	0	0	.000	0	1	1	0	.125	0	0	2-2	3	2	0	1.000	
Totals	.273	59	1484	274	405	86	2	63	254	684	.461	176	30	207	19	.357	20	12	37-43	1164	338	23	.985	
Opponents	.178	59	1374	132	245	33	3	35	122	389	.283	124	29	503	7	.259	8	12	19-25	1120	392	49	.969	

LOB - Team (329), Opp (252). DPs turned - Team (13), Opp (26). Picked off - Ka. Sells 1.

(All games Sorted by Earned run avg)

Player	era	w-l	app	gs	cg	sho	sv	ip	h	r	er	bb	so	2b	3b	hr	b/avg	wp	hp	bk	sfa	sha
3 Peja Goold	2.12	15-10	35	25	12	8/1	3	148.1	95	52	45	48	178	7	1	16	.177	12	13	0	1	2
4 Alyssa Faircloth	2.28	16-7	38	23	13	4/3	4	169.0	104	59	55	57	261	14	1	14	.176	18	13	0	5	6

11 Abigail Stevens	0.00	1-0	1	0	0	0/0	0	2.0	1	0	0	3	2	0	0	0	.200	0	0	0	0	0
48 Delainey Everett	1.17	1-1	9	0	0	0/1	0	12.0	9	2	2	4	3	2	0	1	.220	2	2	0	1	1
17 Leila Ammon	1.70	8-0	18	11	2	1/2	1	53.2	32	15	13	10	59	9	1	2	.169	3	0	0	1	3
21 Brinkley Moreton	9.33	0-0	3	0	0	0/0	0	3.0	4	4	4	2	0	1	0	2	.308	0	1	0	0	0
Totals	2.15	41-18	59	59	27	16/3	8	388.0	245	132	119	124	503	33	3	35	.178	35	29	0	8	12
Opponents	4.50	18-41	59	59	16	8/1	3	373.1	405	274	240	176	207	86	2	63	.273	27	30	0	20	12

PB - Team (4), D. Rivera 4, Opp (5). Pickoffs - Team (1), D. Rivera 1, Opp (1). SBA/ATT - D. Rivera (14-19), A. Faircloth (10-12), P. Goold (6-8), A. Carder (5-6), A. Stevens (2-3), L. Ammon (1-2).

CONFERENCE STATS



2026 Mississippi State Softball
Conference statistics for Mississippi State (as of May 02, 2026)
(SEC games only Sorted by Batting avg)



Record: 9-15 Home: 6-6 Away: 3-9 SEC: 9-15

Player	avg	gp-gs	ab	r	h	2b	3b	hr	rbi	tb	slg%	bb	hp	so	gdp	ob%	sf	sh	sb-att	po	a	e	fld%
10 Nadia Barbary	.319	24-24	72	9	23	4	0	4	9	39	.542	6	1	7	1	.380	0	0	0-0	15	29	4	.917
24 Morgan Stiles	.243	24-24	74	6	18	5	0	0	5	23	.311	8	0	11	2	.317	0	0	0-0	21	35	1	.982
9 Kiarra Sells	.228	24-24	57	8	13	2	0	3	3	24	.421	18	3	15	0	.436	0	0	0-1	12	0	0	1.000
23 Des Rivera	.222	24-23	63	2	14	4	0	0	4	18	.286	0	3	1	0	.254	1	1	0-0	177	10	2	.989
13 Morgan Bernardini	.164	23-23	61	2	10	1	0	1	3	14	.230	3	2	10	3	.227	0	0	0-0	24	2	0	1.000

83 Xiane Romero	.268	18-15	41	9	11	2	0	4	11	25	.610	3	0	8	1	.318	0	0	0-0	26	28	3	.947
19 Anna Carder	.233	19-16	43	3	10	1	0	0	0	11	.256	4	0	6	1	.298	0	0	0-0	4	0	0	1.000
22 Tatum Silva	.211	18-8	19	2	4	0	0	0	0	4	.211	1	0	4	0	.250	0	0	1-1	25	0	1	.962
41 Taylor Troutman	.207	16-9	29	2	6	2	0	2	7	14	.483	3	1	8	1	.294	1	0	0-0	0	0	0	.000
1 Gretta Grassel	.200	15-3	10	2	2	1	0	0	1	3	.300	2	0	1	0	.333	0	0	0-0	5	0	0	1.000
12 Paige Ernestes	.191	19-16	47	3	9	2	0	3	12	20	.426	5	2	5	1	.296	0	1	0-0	78	2	0	1.000
33 Kinley Keller	.171	24-13	41	2	7	0	0	1	3	10	.244	1	0	6	0	.190	0	0	0-1	16	1	1	.944
2 Abby G. Richardson	.133	21-9	15	3	2	0	0	0	0	2	.133	4	0	7	0	.316	0	0	2-2	52	2	0	1.000
7 Gabby Schaeffer	.091	16-9	22	3	2	1	0	1	1	6	.273	1	0	5	0	.130	0	0	1-2	12	18	1	.968
5 Ally Supan	.000	17-0	4	3	0	0	0	0	0	0	.000	0	1	1	0	.200	0	0	1-1	2	1	0	1.000
11 Abigail Stevens	.000	4-0	4	0	0	0	0	0	0	0	.000	0	0	2	0	.000	0	0	0-0	0	0	0	.000
42 Kalani Sells	.000	22-0	1	3	0	0	0	0	0	0	.000	1	0	0	0	.500	0	0	0-0	9	1	0	1.000
6 Carson Smith	.000	1-0	0	0	0	0	0	0	0	0	.000	0	0	0	0	.000	0	0	0-0	0	0	0	.000
Totals	.217	24	603	62	131	25	0	19	59	213	.353	60	13	97	10	.301	2	2	5-8	480	143	14	.978
Opponents	.225	24	596	90	134	17	1	20	83	213	.357	69	18	179	3	.321	6	9	6-9	486	165	12	.982

LOB - Team (132), Opp (128). DPs turned - Team (8), Opp (14). Picked off - Ka. Sells 1.

(SEC games only Sorted by Earned run avg)

Player	era	w-l	app	gs	cg	sho	sv	ip	h	r	er	bb	so	2b	3b	hr	b/avg	wp	hp	bk	sfa	sha
4 Alyssa Faircloth	3.12	4-5	16	10	5	1/0	0	76.1	59	38	34	32	105	8	0	6	.213	12	6	0	3	4
3 Peja Goold	3.66	4-9	16	12	5	3/0	1	67.0	58	40	35	29	65	3	1	12	.227	7	10	0	1	2

48 Delainey Everett	1.68	0-1	6	0	0	0/0	0	8.1	5	2	2	2	3	2	0	1	.179	2	2	0	1	1
17 Leila Ammon	7.56	1-0	7	2	0	0/0	1	8.1	12	10	9	6	6	4	0	1	.343	1	0	0	1	2
Totals	3.50	9-15	24	24	10	4/0	2	160.0	134	90	80	69	179	17	1	20	.225	22	18	0	6	9
Opponents	2.42	15-9	24	24	9	5/1	3	162.0	131	62	56	60	97	25	0	19	.217	4	13	0	2	2

PB - Team (3), D. Rivera 3, Opp (1). Pickoffs - Team (0), Opp (1). SBA/ATT - D. Rivera (6-9), A. Faircloth (4-5), P. Goold (2-4).

NCAA TOURNAMENT STATS



2026 Mississippi State Softball
Overall Statistics for Mississippi State (as of May 17, 2026)
(All games - Series NCAA Sorted by Batting avg)



Record: 3-0 Home: 0-0 Away: 1-0 Neutral: 2-0 SEC: 0-0

Player	avg	gp-gs	ab	r	h	2b	3b	hr	rbi	tb	slg%	bb	hp	so	gdp	ob%	sf	sh	sb-att	po	a	e	fld%
24 Morgan Stiles	.400	3-3	10	2	4	1	0	0	0	5	.500	2	0	1	0	.500	0	0	0-0	1	4	0	1.000
83 Xiane Romero	.300	3-3	10	1	3	1	0	0	1	4	.400	0	1	1	0	.364	0	0	0-0	6	0	0	1.000
10 Nadia Barbary	.300	3-3	10	2	3	0	0	2	3	9	.900	1	0	1	0	.364	0	0	0-0	2	5	0	1.000
33 Kinley Keller	.250	3-3	8	2	2	1	0	0	0	3	.375	1	0	0	0	.333	0	0	0-0	5	0	0	1.000
9 Kiarra Sells	.143	3-3	7	0	1	0	0	0	0	1	.143	1	1	2	0	.333	0	0	0-0	2	0	0	1.000
1 Gretta Grassel	.100	3-3	10	2	1	0	0	1	2	4	.400	0	0	1	0	.100	0	0	0-0	0	0	0	.000

11 Abigail Stevens	1.000	1-0	1	0	1	0	0	0	0	1	1.000	0	0	0	0	1.000	0	0	0-0	0	0	0	.000
22 Tatum Silva	.500	3-0	2	2	1	0	0	1	3	4	2.000	0	0	1	0	.500	0	0	0-0	0	0	1	.000
13 Morgan Bernardini	.286	3-3	7	0	2	0	0	0	0	2	.286	0	0	2	0	.286	0	0	0-0	1	0	0	1.000
12 Paige Ernestes	.200	3-3	5	0	1	0	0	0	1	1	.200	0	0	0	0	.200	0	1	0-0	11	1	0	1.000
23 Des Rivera	.167	3-3	6	0	1	1	0	0	0	2	.333	0	0	0	0	.167	0	0	0-0	34	4	0	1.000
19 Anna Carder	.000	2-0	2	0	0	0	0	0	0	0	.000	0	0	0	1	.000	0	0	0-0	0	0	0	.000
2 Abby G. Richardson	.000	3-0	2	0	0	0	0	0	0	0	.000	0	1	0	0	.333	0	0	0-0	3	0	0	1.000
41 Taylor Troutman	.000	1-0	1	0	0	0	0	0	0	0	.000	0	0	1	0	.000	0	0	0-0	0	0	0	.000
5 Ally Supan	.000	1-0	0	0	0	0	0	0	0	0	.000	0	0	0	0	.000	0	0	0-0	0	0	0	.000
42 Kalani Sells	.000	3-0	0	0	0	0	0	0	0	0	.000	0	0	0	0	.000	0	0	0-0	1	0	0	1.000
7 Gabby Schaeffer	.000	1-0	0	1	0	0	0	0	0	0	.000	0	0	0	0	.000	0	0	0-0	0	0	0	.000
Totals	.247	3	81	12	20	4	0	4	10	36	.444	5	3	10	1	.315	0	1	0-0	66	16	1	.988
Opponents	.086	3	70	2	6	1	0	1	2	10	.143	9	2	35	0	.210	0	1	1-1	62	26	3	.967

LOB - Team (16), Opp (14). DPs turned - Team (0), Opp (1).

(All games - Series NCAA Sorted by Earned run avg)

Player	era	w-l	app	gs	cg	sho	sv	ip	h	r	er	bb	so	2b	3b	hr	b/avg	wp	hp	bk	sfa	sha
4 Alyssa Faircloth	0.00	3-0	3	2	2	2/0	0	15.2	2	0	0	6	26	1	0	0	.043	0	1	0	0	1
3 Peja Goold	2.21	0-0	1	1	0	0/0	0	6.1	4	2	2	3	9	0	0	1	.174	0	1	0	0	0
Totals	0.64	3-0	3	3	2	2/0	0	22.0	6	2	2	9	35	1	0	1	.086	0	2	0	0	1
Opponents	3.39	0-3	3	3	1	0/0	0	20.2	20	12	10	5	10	4	0	4	.247	1	3	0	0	1

SBA/ATT - P. Goold (1-1), D. Rivera (1-1).



1

GRETTA GRASSEL

SO. | OF | L/R | 5-7
BOSCOBEL, WIS.



2

ABBY GRACE RICHARDSON

SR. | UT/L | R/R | 5-9
BROOKHAVEN, MISS.



3

PEJA GOOLD

SR. | P | R/R | 5-7
STOCKTON, CALIF.



4

ALYSSA FAIRCLOTH

JR. | P | L/L | 6-0
NORTHPORT, ALA.



5

ALLY SUPAN

FR. | UT/L | R/R | 5-4
PHENIX CITY, ALA.



6

CARSON SMITH

FR. | INF | R/R | 5-0
MENDENHALL, MISS.



7

GABBY SCHAEFFER

FR. | INF | R/R | 5-7
MONROE, N.Y.



9

KIARRA SELLS

SR. | OF | R/R | 5-6
JASPER, TEXAS



10

NADIA BARBARY

SR. | INF | R/R | 5-7
DOUGLASVILLE, GA.



11

ABIGAIL STEVENS

R-FR. | P | R/R | 6-0
BRAXTON, MISS.



12

PAIGE ERNESTES

SO. | C/INF | R/R | 5-6
NEW PALESTINE, IND.



13

MORGAN BERNARDINI

SR. | OF | R/R | 5-6
ELKVILLE, ILL.



17

LEILA AMMON

SO. | P | R/R | 5-11
GULF BREEZE, FLA.



19

ANNA CARDER

SR. | C | L/R | 5-5
ATHENS, ALA.



20

SARA PHILLIPS

SO. | P | R/R | 5-10
TRUSSVILLE, ALA.



21

BRINKLEY MORETON

FR. | P | R/R | 5-7
SUMMERS, ARK.



22

TATUM SILVA

JR. | OF | L/R | 5-6
RESCUE, CALIF.



23

DES RIVERA

SR. | C | R/R | 5-6
CHINO, CALIF.



24

MORGAN STILES

SO. | INF | R/R | 5-7
ATHENS, ALA.



31

SYDNEY CARROLL

FR. | UT/L | R/R | 6-2
CHELSEA, ALA.



33

KINLEY KELLER

FR. | OF | R/R | 5-9
NEW BRAUNFELS, TEXAS



41

TAYLOR TROUTMAN


R-FR. | INF | L/R | 5-10
HENDERSON, KY.



42

KALANI SELLS

SO. | OF | R/R | 5-4
JASPER, TEXAS



48

DELAINEY EVERETT

JR. | P | L/L | 5-5
OAKDALE, CALIF.



83

XIANE ROMERO

SO. | INF | R/R | 5-4
LAKE ELSINORE, CALIF.



HC

SAMANTHA RICKETTS

HEAD COACH | IN DUGOUT
7TH SEASON (12TH AT MSU)



AC

TYLER BRATTON

ASSOC. HEAD COACH | THIRD BASE
13TH SEASON



AC

TARYNE MOWATT-MCKINNEY

ASST. COACH | CALLS PITCHES
3RD SEASON



AC

ZAC SHAW

ASST. COACH | 1ST BASE
4TH SEASON



PD

ALYSSA LOZA

PLAYER DEVELOPMENT COORD.
5TH SEASON