

THE UNIVERSITY OF NEW MEXICO SOFTBALL

2026 SCHEDULE

OVERALL: 0-0 • MW: 0-0 • H: 0-0 • A: 0-0 • N: 0-0

DATE	OPPONENT	TIME
Getterman Classic (Waco, Texas)		
2/6	at Baylor	2 p.m.
2/7	#22/24 Mississippi State	8:30 a.m.
2/7	Northwestern State	11 a.m.
2/8	Wichita State	8 a.m.
2/8	Northwestern State	10:30 a.m.

Mardi Gras Mambo (Youngsville, Louisiana)

2/13	Louisiana Tech	1 p.m.
2/13	at Southeastern Louisiana University	3 p.m.
2/14	Northwestern State	2 p.m.
2/14	Nicholls	4 p.m.
2/15	Sam Houston	9 a.m.

2/18	at UTEP	2 p.m.
2/20	at Abilene Christian	12 p.m.
2/20	at Abilene Christian	2 p.m.
2/21	at Abilene Christian	11 a.m.

UNM Invitational (Albuquerque, N.M.)

2/27	UTEP	3 p.m.
2/27	Tarleton State	5:30 p.m.
2/28	Houston Christian	3 p.m.
2/28	Tarleton State	5:30 p.m.
3/1	Houston Christian	11:30 a.m.

Jaguar Classic (Mobile, Alabama)

3/6	Mississippi State	9 a.m.
3/6	Samford	11:30 a.m.
3/7	Mississippi State	9 a.m.
3/7	at South Alabama	2 p.m.
3/8	Samford	9 a.m.

3/10	at New Mexico State	5 p.m.
------	---------------------	--------

3/13	Grand Canyon*	6 p.m.
3/14	Grand Canyon*	2 p.m.
3/15	Grand Canyon*	12 p.m.

3/17	New Mexico State	5 p.m.
------	------------------	--------

3/20	at Colorado State*	1 p.m.
3/21	at Colorado State*	1 p.m.
3/22	at Colorado State*	12 p.m.

3/27	San Diego State*	6 p.m.
3/28	San Diego State*	2 p.m.
3/29	San Diego State*	12 p.m.

4/2	at Boise State*	6 p.m.
4/3	at Boise State*	6 p.m.
4/4	at Boise State*	2 p.m.

4/8	UNLV*	12 p.m.
4/8	UNLV*	2 p.m.

4/11	at Nevada*	4 p.m.
4/12	at Nevada*	1 p.m.

4/17	Fresno State*	6 p.m.
4/18	Fresno State*	2 p.m.
4/19	Fresno State*	12 p.m.

4/24	at San José State*	7 p.m.
4/25	at San José State*	4 p.m.
4/26	at San José State*	1 p.m.

4/30	Utah State*	6 p.m.
5/1	Utah State*	2 p.m.
5/2	Utah State*	12 p.m.

5/6-5/9 Mountain West Softball Championship
(Reno, Nevada)

Bold denotes home games
*denotes Mountain West game
All times listed are Mountain Time
Game times are subject to change

FEB. 6-8 • GETTERMAN CLASSIC • WACO, TEXAS



BAYLOR



Record
0-0, 0-0 Big 12
Last Season:
27-27, 11-13 Big 12
Head Coach:
Glenn Moore
Record at BU:
942-493 (26th yr.)
Career Record:
1081-535 (30th yr.)

Record:
0-0, 0-0 MW
Last Season:
21-30-1, 6-16 MW
Head Coach:
Nicole Orgeron
Record at UNM:
56-99-1, 22-47 (4th yr.)
Career Record:
225-222-1 (10th yr.)

#22/24 MISSISSIPPI ST.



Record
0-0, 0-0 SEC
Last Season:
39-19, 13-11 SEC
Head Coach:
Samantha Ricketts
Record at MSU:
198-119 (7th yr.)
Career Record:
Same

NORTHWESTERN ST.



Record
0-0, 0-0 SLC
Last Season:
7-43, 4-23 SLC
Head Coach:
Jenny Fuller
Record at NSU:
7-43 (2nd yr.)
Career Record:
256-214 (11th yr.)

WICHITA ST.



Record
0-0, 0-0 AAC
Last Season:
29-25-1, 15-11-1 AAC
Head Coach:
Kristi Bredbenner
Record at WSU:
421-311-2 (15th yr.)
Career Record:
747-412-2 (22nd yr.)

SERIES HISTORY

The Lobos open the 2026 season against two Power 4 teams in Baylor and Mississippi State and two teams that they faced last season in Mississippi State and Northwestern State. UNM will face Baylor for the first time since 2011 and Wichita State for the first time since 2008.

vs. Baylor Overall: 6-12 Last Five: 0-5 Last Game: 2/19/11 (L, 3-1) Last Win: 3/11/88 (8-3) Series Trend: L12	vs. Mississippi State Overall: 0-4 Last Five: 0-4 Last Game: 3/1/25 (L, 10-4) Last Win: N/A Series Trend: L4
--	---

vs. Northwestern State Overall: 2-0 Last Five: 2-0 Last Game: 2/28/25 (W, 11-3/5) Last Win: Same Series Trend: W2	vs. Wichita State Overall: 6-9 Last Five: 1-4 Last Game: 2/2/08 (L, 8-6) Last Win: 2/21/04 (2-0) Series Trend: L2
--	--

LOBO NOTES

SEASON OPENER HISTORY

- With the 8-0 win against Texas A&M-Corpus Christi in five innings to start last season, Coach Orgeron became the only Lobo coach to win their first three season openers, with two also coming in run-rule fashion.
- In her Lobo coaching debut, she won with the largest margin of victory (+9) for a coach in their first game, when UNM run-ruled Nicholls 12-3 in five on Feb. 9, 2023. Erica Beach was the other head coach to win in her first game (a 10-2, five inning win against Utah Valley on Feb. 12, 2011). Orgeron and Beach are also the only two coaches to win the season opener in their first two seasons.

LOOK BACK AT LAST SEASON

- The Lobos went 21-30-1 last season, including 12-3-1 in neutral games but 4-20 in road games.
- UNM posted eight shutouts, the most since 2004, led by five from McKenna Guest.
- The pitching staff ended the 2025 season with a 3.99 ERA, the lowest ERA since 2005.
- The 385 hits allowed by the Lobo pitching staff was the fewest allowed since 2011. The 235 runs, the fewest since 2008.
- The 271 strikeouts by the pitching staff were the fifth most in a single season in program history with the 5.63 strikeouts per seven innings the second best in program history.
- At the plate, UNM hit 75 doubles, the most in a season since 2009 and had 204 strikeouts, the fewest since 2017.
- UNM had 48 errors, tying the program record for the fewest errors in a season, last done in 2007.
- The .966 fielding percentage was a program record.
- The Lobos finished 63rd in the NCAA in doubles per game (1.4), 84th in doubles and 35th in sacrifice bunts (42). UNM also finished 73rd in shutouts, 57th in team strikeouts per seven innings and 89th in strikeout-to-walk ratio (1.7).

WELCOME BACK

- The Lobos return 13 players who made an appearance last season.
- UNM returns 64.3% of its hits, 61.2% of its at bats and 70.2% of its RBI from last season. UNM returns four of its top five hitters when it comes to hits, slugging percentage, on-base percentage, batting average, RBI and total bases.
- Allie Williams returns as the top hitter with 59 hits, 74 total bases and a .339 batting average in 2025. Williams also led the team in doubles (13), while DeNae Vasquez-Dickson is the top returner when it comes to runs scored (34), triples (3) and on-base percentage (.416). Jessica DeLeon is the top returner in slugging percentage (.471), walks (21) and RBI (33) with Miracle McKenzie returning as the leader in home runs in 2025 (5).
- In the circle, the Lobos return 55.5% of their innings pitched, led by 142.1 innings (42.2% of total innings) from McKenna Guest. Caprice Barela is the second-highest innings returning with 25.0.
- Guest returns as the top strikeout leader, leading the Lobos with 139 strikeouts in 2025, accounting

2026 QUICK FACTS

Name of School _____ University of New Mexico
 Founded _____ 1889 by Territorial Legislature
 Enrollment _____ 27,413
 Nickname _____ Lobos
 School Colors _____ Cherry & Silver
 Conference _____ Mountain West
 Affiliation _____ NCAA Division I
 Venue _____ Lobo Softball Field
 Dimensions _____ 205-225-205
 Capacity _____ 1,500
 President _____ Dr. Garnett Stokes
 Interim Athletic Director _____ Ryan Berryman

PROGRAM HISTORY

First Year of Softball _____ 1978
 All-Time Record _____ 1090-1301-4
 Mountain West Record _____ 158-369-1
 NCAA Tournament Appearances _____ 3
 1980 (AIAW), 1981 (AIAW) and 1983 (NCAA)
 Last NCAA Postseason Opponent Cal St. Fullerton
 Last NCAA Postseason Result _____ CSUF won series 2-1
 Conference Championships _____ 3
 1980 (Intermountain), 1981 (Intermountain) and
 1983 (High Country)

TEAM INFORMATION

2025 Overall Record _____ 21-30-1
 2025 MW Record _____ 6-16 (8th)
 Returners _____ 15
 Pitchers Returning/Lost _____ 4/5
 Starters Returning/Lost _____ 5/4
 Newcomers _____ 10

SOFTBALL STAFF

Head Coach _____ Nicole Orgeron (4th season)
 Record at UNM _____ 56-99-1
 Career Record _____ 225-222-1 (10th season)
 Assoc. Head Coach _____ Morgan Spearman (4th season)
 Assistant Coach _____ Rachael Hathoot (1st season)
 Assistant Coach _____ Ariel Fifita (1st season)

COMMUNICATIONS

Softball Contact _____ Allison Weiss
 Email _____ allisonweiss@unm.edu
 Cell Phone (Preferred) _____ (661) 313-5402

DIGITAL MEDIA

Athletics Website _____ GoLobos.com
 Main University Web Site _____ unm.edu
 Conference Website _____ TheMW.com
 X _____ @UNMLoboSB
 Instagram _____ @UNMLoboSB
 Facebook _____ @UNMLoboSB

INTERVIEW REQUESTS

All interviews with UNM student-athletes and coaches are to be coordinated through the athletics communications office. Interviews may be arranged by contacting Allison Weiss in the athletics communications office (allisonweiss@unm.edu). All interview requests should be made at least 24 hours in advance.

for 51.3% of UNM's strikeouts last season.

PUT THE PRESSURE ON

- The Lobos scored in the first inning in 21 games and scored in the second inning in 17 games while not allowing a run in the first two innings in 26 games overall in 2025.
- UNM scored 32 runs in the first inning and outscoring opponents 37-23 in the second inning and 69-56 through the first two innings.
- UNM was good when holding a lead last season: 9-5 when leading after the first, 13-6 after the second, 15-3 after the third, 16-4 when leading after the fourth, 15-2 after the fifth and 17-3 leading after the sixth.

BIG INNINGS

- New Mexico scored four or more runs in an inning in six games last season, including 13 runs in the fifth inning against Texas Southern on Feb. 23.
- UNM scored seven runs on six hits in the third inning against North Dakota, including a pinch-hit grand slam by Ella Dawson that gave UNM a 7-4 lead.
- The Lobos scored seven runs on seven hits (which included three doubles) in the third inning against Northwestern State, sending 11 to the plate. It was the third time scoring seven or more runs in an inning.

FRESHMEN NO MORE

- The Lobos have five true sophomores and one redshirt sophomore on the roster with three playing in at least 50 games last season and making over 48 starts.
- Allie Williams started all 52 games as a freshman, making 47 starts in right, four as the designated player and one in left. Miracle McKenzie played in 50 games with 49 starts, all at first, and Jessica DeLeon played in 51 games with 48 starts, starting 38 games at catcher, nine as designated player and one at first.
- DeLeon led the team with 33 RBI, was second in slugging percentage (.471) and walks (21), was third in batting average (.338) and on-base percentage (.414), tied for third in home runs (three) and fourth in total bases (64). The Texas native was second among MW freshmen in RBI.
- Williams was second on the team in batting average (.339), hits (59) and total bases (74), third in RBI (24), fourth in on-base percentage (.397) and fifth in slugging percentage (.425) and runs scored (16). The Houston, Texas native tied for the team high in doubles (13). Her 59 hits and 13 doubles were the most by a freshman in the MW, as were her 25 hits and six doubles in MW games. She also held a 17-game streak of reaching base and an 11-game hitting streak. Nationally, Williams was 42nd in the NCAA in toughest to strike out (24.9), leading the MW in the category.
- McKenzie led the team with five home runs.
- McKenzie and DeLeon led the team in multiple-RBI games last season with McKenzie (9) and DeLeon (7), with McKenzie having eight two-RBI games and one three-RBI game, and DeLeon four two-RBI games, two three-RBI games and one four-RBI game.
- Williams was second on the team in multiple-hit games with 14 behind 11 two-hit games and three three-hit games. DeLeon was third with 10 two-hit games, one three-hit game and one game with five hits.
- Caprice Barela returns to the circle after throwing 25.0 innings last season, appearing in 16 games with one start. The New Mexico native registered five games with multiple strikeouts, striking out three in four games and finished with 19 strikeouts to 16 walks.
- Ella Dawson defined clutch, hitting three pinch-hit home runs. She hit a pinch-hit three-run home run on Feb. 7 against Houston in the fifth inning, hit a pinch-hit grand slam in the third inning against North Dakota on Feb. 22 and a pinch-hit three-run home run against Saint Joseph's on March 8 that ended the game in a run-rule. Dawson appeared in 41 games, primarily as a pinch hitter with five starts, making four starts as the designated player with one start in right.

ANGLES IN THE OUTFIELD

- The Lobos have the most experience in the outfield, returning all three outfielders from a season ago. DeNae Vasquez-Dickson and Allie Williams started all 52 games in 2025.
- Vasquez-Dickson has made 98 starts in the past two seasons: 49 in left, 42 in center, and seven in right. She made 37 starts in left field, 13 in center field and two in right field in 2025 and made 29 starts in center field, 12 in left field and five in right in 2024.
- Williams started 52 games as a freshman, with 48 in the outfield: 47 starts in right and one in left.
- Hayden Luderer played in 51 games with 43 starts last season, starting 39 games in center. In 2024, Luderer started eight games in center, seven in right field and one in left field.

GUEST OF HONOR

- Head Coach Nicole Orgeron has preached that it starts in the circle, and for the past two years, it has started with McKenna Guest.
- In her two years at UNM, the right-handed pitcher has appeared in 75 games with 50 starts and has thrown 289.1 innings. The Lobo has struck out 229 while walking 122 and made statistical strides between her freshman and sophomore seasons.
- The RHP brought down her ERA by 1.90, her hits by 15, walks by 14 and home runs allowed by 12, wild pitches by four, hit batters by five between her freshman and sophomore season. In addition, she increased her strikeouts by 49 between her freshman and sophomore season.
- Guest's 3.15 ERA in 2025 was the lowest ERA by a Lobo since 2005 and her 6.84 strikeouts/7 innings was the third best in a single season.
- Her 15 wins were the most by a Lobo since 2008.
- Last season, the Texas native had nine appearances of not allowing a run, six appearances of at least an inning not allowing a walk.
- Of UNM's seven shutouts last season, four were by Guest.
- She's pitched the most innings on the pitching staff in both years, throwing 147.0 innings and led the pitching staff with 90 strikeouts, 56 more than the next pitcher as a freshman, and threw a team-high 142.1 innings last season with 139 strikeouts, 61 more strikeouts than the next Lobo pitcher.
- Guest finished 31st in the NCAA in shutouts, 63rd in strikeouts, 79th in strikeouts per seven innings (6.8) and 88th in wins.

MAKE IT COMPLETE

- The Lobos threw 12 complete games last season, led by nine from McKenna Guest.
- Guest has thrown 18 complete games in her two seasons, matching her season total from her freshman season.

WHAT'S THE LINEUP?

- UNM used 47 different lineup combinations last season.
- DeNae Vasquez-Dickson led off in 10 games and batting second in 41 games. Allie Williams hit second in seven games and third in 31 games. Jessica DeLeon hit cleanup in 31 games with Williams hitting cleanup in nine games and Miracle McKenzie in six games. McKenzie primarily hit in the fifth spot, doing so in 27 games.

WALK IT OUT

- The Lobos drew 160 walks last season, drawing five or more walks in eight games with a season-high seven done twice. UNM's 160 walks were the most since 2022.
- Three players finished with 20-plus walks, including 21 for Jessica DeLeon and 20 for DeNae Vasquez-Dickson.
- Conversely, UNM's pitchers did not allow a walk in five games and was 4-1 when not allowing a walk.

FOUNTAIN OF YOUTH

- Of the 25 players on the roster, the Lobos have 18 underclassmen with 12 freshmen (two redshirt) and 6 sophomores (one redshirt), and seven upper-classmen with five juniors and two seniors.
- The Lobos added 10 freshmen, comprised of two pitchers, two catchers, two infielders, an outfielder and three utility players.

TAKE ME HOME COUNTRY ROADS

- This season, the Lobos will travel to the home states of 17 players. There are 12 players from Texas, four from California and one from Colorado. In addition, there are three players from the state of New Mexico.
- Overall, the Lobos span from coast-to-coast with a player from Virginia (Ella Dawson) to Hawai'i (Jewels Hanawahine) and from nine different states (Arizona, California, Colorado, Hawai'i, New Mexico, Oklahoma, Texas, Utah and Virginia).

LIFE ON THE ROAD

- The Lobos have 20 games at home, hosting a tournament Feb. 27-March 1 for the home opener.
- UNM will have 14 games on the road before its home opener.
- The longest stretch at home for the Lobos is a five-game homestand for their home tournament.
- The Lobos had 12 home games last season, going 5-7, 14 home games the year prior, with UNM going 7-7, and 16 home games in Coach Orgeron's first season with the Lobos going 9-7.
- UNM will spend the opening weekend in Texas, traveling to Louisiana before returning to Texas. Following a home tournament, the Lobos will travel to Alabama to close the nonconference schedule.

FROM PLAYER TO COACH

- Former Lobo Rachael Hathoot returns to UNM as an assistant coach.
- During her career, which spanned from 2020-24, Hathoot played and started in 176 games, and was twice named to the Mountain West All-Conference First Team (2023 and 2024). The infielder is one of two Lobos to earn at least two first team selections under Head Coach Nicole Orgeron.
- She finished her career in the top 10 in career triples, as well as hits and triples in a single season with 66 hits in 2024 and seven triples in 2023. Her hit total in 2024 is the most by a Lobo since 2016 and the eighth-most hits in a season in program history with her career triples also the eighth most in program history. Additionally, Hathoot was named the UNM Female Student-Athlete of the Year in 2024, as well as named to the Academic All-MW Team and a MW Scholar-Athlete three times.
- In her final season in Albuquerque, Hathoot led the team in batting average, hits and runs and was second in on-base percentage, total bases and sac bunts, and carried a 17-game hitting streak and a 27-game on-base streak during the season. She also led the Lobos in batting average, slugging percentage, on-base percentage, doubles, triples, runs scored and total bases while tying for the team high in RBI in 2023, and nationally finishing 53rd in the NCAA in batting average, fifth in triples and seventh.

IMPROVEMENT UNDER ORGERON

- The Lobos took significant statistical strides in Coach Orgeron's first three years in Albuquerque, producing numbers and wins that hadn't been achieved in several years.
- In 2024, the Lobos won in Boise for the first time since 2016 and won against Boise State for the first time since 2021. In addition, the Lobos' sweep of Utah State was the first sweep of a Mountain West opponent since 2016 and the first sweep of the Aggies since 1989; the Lobos earned their first win over UNLV since 2021 and beat Fresno State twice for the series win after having only nine wins total all-time against the Bulldogs entering the season.
- In the last three years, UNM has had eight MW Freshmen of the Week, two MW Players of the Week and three MW Pitchers of the Week.
- In her first two years, the Lobos stole 77 bases, the most in a two-year span since 2013-14 (85) and turned a combined 41 double plays, the most in a two-year span since 2015-16 (also 41). In the season opener against Tennessee State, the Lobos had six stolen bases, the most in a game since 2018. The Lobos beat that mark on Feb. 16 against Marist, stealing seven bases, the most in a single game for the Lobos since 2010.
- In her first season, UNM's .299 batting average was the best since 2015 and tied the best average for the program in the last 11 years. The 399 hits and 231 runs scored were the most since 2015 and 2016, respectively, and the 214 RBI and .368 on-base percentage were the highest since 2015. The team's 14 triples were the most in a single season since 2010 and the Lobos' 40 stolen bases were the most since 2013. Defensively, the Lobos led the MW with 22 double plays, the most turned since 2015 and the four shutouts were the most since 2013.
- Additionally, UNM jumped in the NCAA rankings from 2022 to 2023 in eight categories: batting average (a ranking improvement of 86 spots), triples per game (88 spots), stolen bases per game (87 spots), runs (49 spots), on-base percentage (46 spots), slugging percentage (12 spots), shutouts (16 spots) and double plays turned (141 spots). The Lobos ranked 45th in batting average, 27th in double plays per game, 29th in triples per game, 68th in on-base percentage and 88th in slugging percentage.
- During the 2023 season, Orgeron guided the Lobos to their first series win over Nevada since 2015, UNM's 8-0 win over SJSU on March 25 was the first shutout against the Spartans since May 8, 2015, and the 12 runs scored against CSU on April 16 were the most runs the Lobos have scored against the Rams since April 15, 2016. In the March 19th win at Utah State, the Lobos finished with 18 hits, 15 runs and struck out 14 Aggies, with the 18 hits the most since 2018 and the 15 runs were the most since 2019. The 15 runs were the most against the Aggies since April 26, 2014, and the 14 strikeouts by Amber Linton were the most in a game by a Lobo since 2013.
- Among the conference in 2023, UNM had players in the top four in the MW in batting average (Rachael Hathoot second at .396 and Peyton Robinson fourth at .380), two players in the top 5 in the MW in hits (Robinson fourth at 60 and Hathoot fifth at 59), two players in the top 2 in triples (Hathoot first at seven and Ashley Archuleta tied for second at 5) and had two MW Player of the Week, one Pitcher of the Week and two Freshman of the Week honors.
- UNM produced two All-Mountain West First Team members in Archuleta and Hathoot, who each had their best seasons in a Lobo uniform. In the circle, Amber Linton recorded a MW-best 164 strikeouts and set a program record in strikeouts per game at 7.24, besting her own program record of 6.97 she set in 2022. Her 14 complete games doubled her total from the previous year and she also registered 15 games with five or more strikeouts and three games with 10-plus strikeouts, an improvement over last season as well.
- In Orgeron's first three years, the Lobos also cultivated a standard of success in the classroom, producing the two highest GPAs in program history during the 2023-24 academic year after establishing a program record of 3.59 in the fall and besting that with a 3.63 in the spring. Additionally, the Lobos added a 3.58 GPA in the fall of 2024, the third-highest GPA in program history.
- This past semester, the Lobos earned a program-record 3.83 GPA after finishing with a then- program-best 3.70 GPA in the spring of 2025. The Lobos have produced the top-5 highest GPAs in the last five semesters. The team GPA has improved from 3.47 to 3.83 under Orgeron.
- The Lobos had a program-record 16 on the Spring 2023 Academic All-Mountain West Team and a program-record 12 named a MW Scholar-Athlete, which improved to a MW- and program-best 20 MW Scholar-Athletes in 2024 and 14 on the Spring 2024 Academic All-Mountain West Team. This past academic year, the 17 Lobos were selected as MW Scholar-Athletes and tied the program record with 16 Lobos on the 2025 Spring Academic All-Mountain West team.

PRESEASON PROJECTION

- The Lobos were picked tied for eighth in the Mountain West preseason poll with 25 points, tied with UNLV, and one point behind Colorado State.
- UNM opens conference play with the preseason favorite Grand Canyon.

NEW LOOK FOR LOBO SOFTBALL FIELD

- Lobo Softball Field underwent a renovation that added turf to the outfield and a red halo around the edge of the field. The renovation was completed in January 2025.
- The facility had further renovations in the offseason, replacing the bleachers behind home plate and the press box. The new softball bleachers will be comprised of five connected sections with 152 chairbacks, 559 bleachers seats, plus eight accessible seats for a total of 719 new seats behind home plate.



DeNae Vasquez-Dickson
OF • 5-4 • JR. • L/L
Grapevine, Texas



Gabrielle Briones
UTIL • 5-3 • RS-SO. • R/R
Mesquite, Texas



Caprice Barela
P • 5-6 • FR. • L/R
Las Cruces, N.M.



Ella Dawson
UTIL • 5-9 • SO. • R/R
Aldie, Va.



Estrella Rowe
INF • 5-7 • FR. • R/R
Friendswood, Texas



Alyssa Hensgen
P • 5-11 • FR. • R/R
Lakewood, Calif.



Caitlin Benningfield
UTIL • 5-9 • FR. • R/R
Round Rock, Texas



Arianna Capek
P • 5-6 • FR. • R/R
Canyon Lake, Texas



Jewels Hanawahine
INF • 5-9 • JR. • R/R
Waimanalo, Hawai'i



Allie Williams
OF • 5-5 • SO. • R/R
Houston, Texas



Melanie Macias
INF • 5-6 • FR. • R/R
Albuquerque, N.M.



Briana Williams
OF • 5-5 • FR. • L/R
Denton, Texas



Mya Pacheco
INF • 5-3 • RS-FR. • R/R
Rio Rancho, N.M.



Alexa Wilde
UTIL • 5-7 • FR. • R/R
Phoenix, Ariz.



Grace Rana
C • 5-6 • SR. • R/R
Queen Creek, Ariz.



Allysen Pitcox
C • 5-6 • FR. • R/R
Seal Beach, Calif.



McKenna Guest
P • 5-6 • JR. • R/R
Pattonville, Texas



Georgia Heathcock
UTIL • 5-8 • SR. • R/R
Little Elm, Texas



Jasmyyn Lloyd
UTIL • 5-4 • RS-FR. • R/R
Grand Prairie, Texas



Hayden Luderer
UTIL • 5-5 • JR. • R/R
Thousand Oaks, Calif.



Jessica DeLeon
C • 5-7 • SO. • L/L
San Marcos, Texas



Tenzly Martin
C • 5-6 • FR. • R/R
Alvarado, Texas



Miracle McKenzie
INF • 5-10 • SO. • R/R
Long Beach, Calif.



MiaLani Ocampo
UTIL • 5-4 • FR. • L/R
Gilbert, Ariz.



Marina Tinari
UTIL • 5-4 • JR. • L/L
Castle Rock, Colo.



Nicole Orgeron
Head Coach



Morgan Spearman
Associate Head Coach



Rachael Hathoot
Assistant Coach



Ariel Fifita
Assistant Coach

NUMERICAL ROSTER

#	NAME	POS	HT	YR	B/T	HOMETOWN (PREVIOUS SCHOOL)
00	DeNae Vasquez-Dickson	OF	5-4	Jr.	L/L	Grapevine, Texas (Colleyville Heritage HS)
1	Gabrielle Briones	INF	5-3	RS-So.	R/R	Mesquite, Texas (Mesquite HS)
2	Caprice Barela	P	5-6	So.	L/R	Las Cruces, N.M. (Centennial HS)
3	Ella Dawson	UTIL	5-9	So.	R/R	Aldie, Va. (John Champe HS)
5	Estrella Rowe	INF	5-7	Fr.	R/R	Friendswood, Texas (Clear Brook HS)
6	Alyssa Hensgen	P	5-11	Fr.	R/R	Lakewood, Calif. (Mayfair HS)
7	Caitlin Benningfield	UTIL	5-9	Fr.	R/R	Round Rock, Texas (Cedar Ridge HS)
8	Arianna Capek	P	5-6	Fr.	R/R	Canyon Lake, Texas (Smithson Valley HS)
9	Jewels Hanawahine	INF	5-9	Jr.	R/R	Waimanalo, Hawaii (Kamehameha Kapalama)
10	Allie Williams	OF	5-5	So.	R/R	Houston, Texas (Episcopal HS)
12	Melanie Macias	INF	5-6	Fr.	R/R	Albuquerque, N.M. (Atrisco Heritage Academy)
13	Briana Williams	OF	5-5	Fr.	L/R	Denton, Texas (John H. Guyer HS)
14	Mya Pacheco	INF	5-3	RS-Fr.	R/R	Rio Rancho, N.M. (V. Sue Cleveland HS)
17	Alexa Wilde	UTIL	5-7	Fr.	R/R	Phoenix, Ariz. (Pinnacle HS)
18	Grace Rana	C	5-6	Sr.	R/R	Queen Creek, Ariz. (Queen Creek HS)
21	Allysen Pitcox	C	5-6	Fr.	R/R	Seal Beach, Calif. (Los Alamitos HS)
23	McKenna Guest	P	5-6	Jr.	R/R	Pattonville, Texas (Prairiland HS)
24	Georgia Heathcock	UTIL	5-8	Sr.	R/R	Little Elm, Texas (UC San Diego)
26	Jasmyn Lloyd	UTIL	5-4	RS-Fr.	R/R	Grand Prairie, Texas (South Grand Prairie HS)
27	Hayden Luderer	UTIL	5-5	Jr.	R/R	Thousand Oaks, Calif. (Louisville HS)
28	Jessica DeLeon	C	5-7	So.	L/L	San Marcos, Texas (San Marcos HS)
33	Tenzly Martin	C	5-6	Fr.	R/R	Alvarado, Texas (Venus HS)
34	Miracle McKenzie	INF	5-10	So.	R/R	Long Beach, Calif. (St. Anthony HS)
44	MiaLani Ocampo	UTIL	5-4	Fr.	L/R	Gilbert, Ariz. (Highland HS)
77	Marina Tinari	UTIL	5-4	Jr.	L/L	Castle Rock, Colo. (Florida Gulf Coast)

COACHING STAFF

Head Coach: Nicole Orgeron	4th season	Eastern New Mexico
Associate Head Coach: Morgan Spearman	4th season	Angelo State
Assistant Coach: Rachael Hathoot	1st season	New Mexico
Assistant Coach: Ariel Fifita	1st season	Utah State

HOME

ARIZONA (3)

MiaLani Ocampo, Grace Rana, Alexa Wilde

CALIFORNIA (4)

Alyssa Hensgen, Hayden Luderer, Miracle McKenzie, Allysen Pitcox

COLORADO (1)

Marina Tinari

HAWAII (1)

Jewels Hanawahine

NEW MEXICO (3)

Caprice Barela, Melanie Macias, Mya Pacheco

TEXAS (12)

Caitlin Benningfield, Gabrielle Briones, Arianna Capek, Jessica DeLeon, McKenna Guest, Georgia Heathcock, Jasmyn Lloyd, Tenzly Martin, Estrella Rowe, DeNae Vasquez-Dickson, Allie Williams, Briana Williams

VIRGINIA (1)

Ella Dawson

PRONUNCIATION GUIDE

(AUDIO IS ALSO AVAILABLE FOR ALL PLAYERS IN THEIR BIOS ONLINE)

5 ESTRELLA ROWE	Eh-stray-ya Row
6 Alyssa HENSGEN	Hens-gin (gin as like in begin) Cap-ICK
8 Arianna CAPEK	
9 Jewels HANAWAHINE	HA-nah-WHA-he-nay Pa-CHECK-o
14 Mya PACHECO	
18 Grace RANA	RAIN-ah
27 Hayden LUDERER	Lew-DUR-urr
33 TENZLY Martin	Ten-Z-lee
44 MiaLani OCAMPO	
	Mi-uh-Lonnie O-COM-po

ORGERON	O-ger-ON
HATHOOT	hat-WHO-T
FIFITA	Fa-FEE-ta

CLASS

SENIORS (2)

24 Georgia Heathcock	UTIL
18 Grace Rana	C

JUNIORS (5)

23 McKenna Guest	P
9 Jewels Hanawahine	INF
27 Hayden Luderer	UTIL
77 Marina Tinari	UTIL
00 DeNae Vasquez-Dickson	OF

SOPHOMORES (6)

2 Caprice Barela	P
1 Gabrielle Briones (RS)	INF
3 Ella Dawson	UTIL
28 Jessica DeLeon	C
34 Miracle McKenzie	INF
10 Allie Williams	OF

FRESHMEN (12)

7 Caitlin Benningfield	UTIL
8 Arianna Capek	P
6 Alyssa Hensgen	P
26 Jasmyn Lloyd (RS)	UTIL
12 Melanie Macias	INF
33 Tenzly Martin	C
44 MiaLani Ocampo	UTIL
14 Mya Pacheco (RS)	INF
21 Allysen Pitcox	C
5 Estrella Rowe	INF
17 Alexa Wilde	UTIL
13 Briana Williams	OF

POSITIONAL BREAKDOWN

PITCHERS (4)

2 Caprice Barela
8 Arianna Capek
23 McKenna Guest
6 Alyssa Hensgen

CATCHERS (4)

28 Jessica DeLeon
33 Tenzly Martin
21 Allysen Pitcox
18 Grace Rana

INFIELDERS (6)

1 Gabrielle Briones
9 Jewels Hanawahine
12 Melanie Macias
34 Miracle McKenzie
13 Mya Pacheco
5 Estrella Rowe

OUTFIELDERS (3)

00 DeNae Vasquez-Dickson
10 Allie Williams
13 Briana Williams

UTILITY (8)

7 Caitlin Benningfield
3 Ella Dawson
24 Georgia Heathcock
26 Jasmyn Lloyd
27 Hayden Luderer
44 MiaLani Ocampo
77 Marina Tinari
17 Alexa Wilde

2025 FALL SEMESTER

383

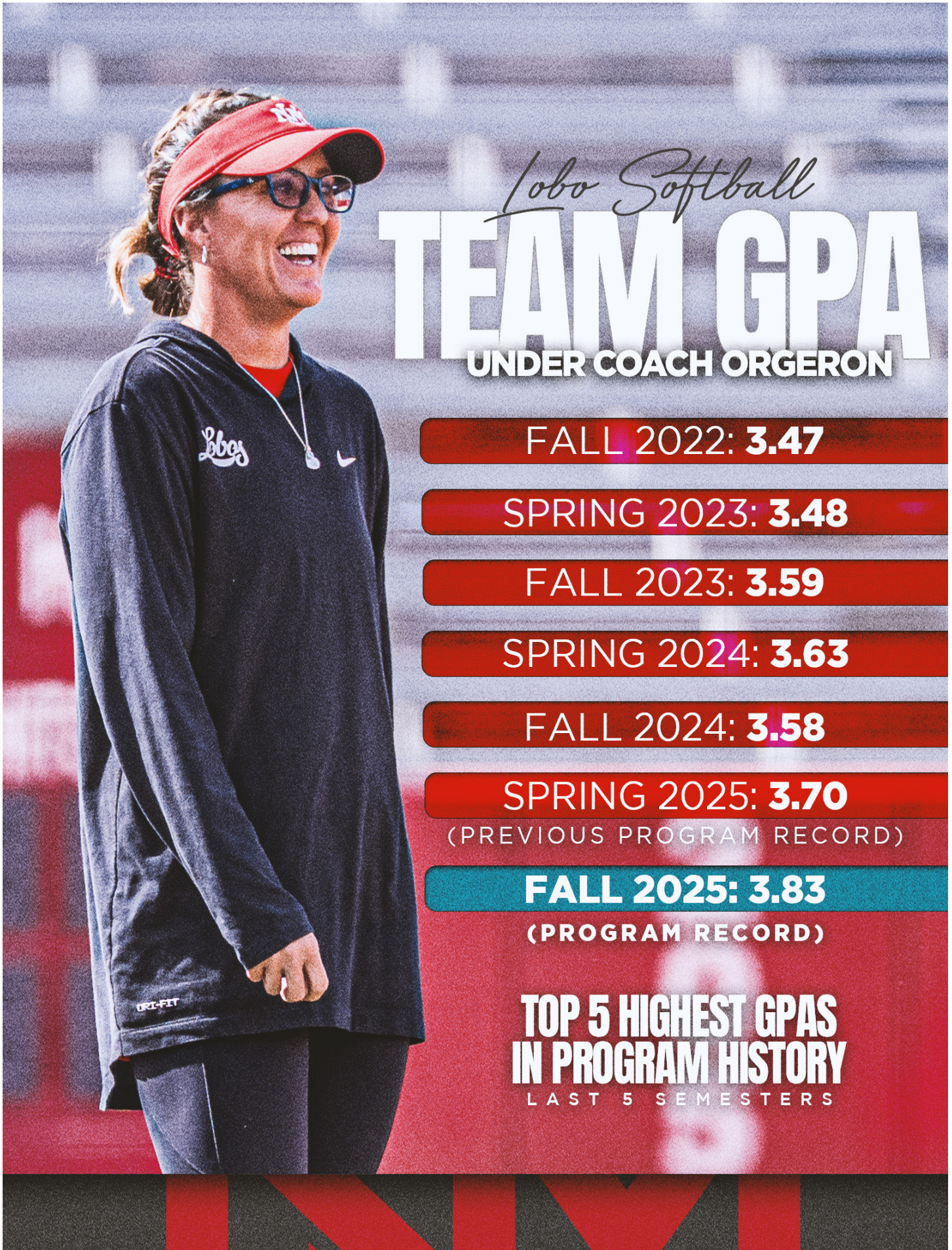
GPA

PROGRAM RECORD

THIRD PROGRAM RECORD IN THE LAST FOUR SEMESTERS



Lobos



Lobo Softball
TEAM GPA
UNDER COACH ORGERON

FALL 2022: **3.47**

SPRING 2023: **3.48**

FALL 2023: **3.59**

SPRING 2024: **3.63**

FALL 2024: **3.58**

SPRING 2025: **3.70**

(PREVIOUS PROGRAM RECORD)

FALL 2025: 3.83

(PROGRAM RECORD)

**TOP 5 HIGHEST GPAS
IN PROGRAM HISTORY**
LAST 5 SEMESTERS

HEAD COACH | NICOLE ORGERON

Nicole Orgeron enters her fourth season as head coach of the Lobo softball program in 2025-26. Hired on June 3, 2022, Orgeron is the sixth head coach in program history.

In addition to head coach duties, Orgeron works with the pitchers and catchers.

The Lobos took significant statistical strides in her first three years in Albuquerque, producing numbers and wins that hadn't been achieved in several years. This past season, the Lobo pitching staff finished with a 3.99 ERA, the lowest since 2005 with eight shutouts, the most since 2004. UNM's staff allowed 385 hits, the fewest since 2011 and 235 runs, the fewest since 2008. The 271 strikeouts were the fifth most in a single season in program history with the 5.63 strikeouts per seven innings the second best in program history.

Previously, Orgeron worked with the infielders in 2025, with UNM committing 48 errors, tying the program record for fewest errors in a season, which was also done in 2007, and had a program-best .966 fielding percentage. The Lobos cut down their errors by 12 from 2024 and improved their fielding percentage by .007. At the plate, UNM's 75 doubles were the most since 2009 and the 204 strikeouts the fewest since 2017. The doubles were also the sixth most in program history, the 160 walks were the ninth most in program history and 205 RBI the 10th most in a single season in program history. The Lobos finished second in the MW in batters struck out and first in batters struck out looking, and at the plate, fourth in doubles and walks. Nationally, the Lobos were 57th in the NCAA in doubles, 18th in sacrifice bunts, 57th in team strikeouts per seven innings and 64th in shutouts.

UNM had three players earn all-conference honors with Ashley Archuleta earning First Team All-Mountain West for the third time, McKenna Guest earning Second Team All-Mountain West and Allie Williams earning All-Mountain West Honorable Mention. During the season, the Lobos picked up five weekly conference awards with one pitcher of the week and four freshman of the week awards.

Archuleta closed her career producing her best offensive numbers as a Lobo with 62 hits, a .411 batting average, .413 on-base percentage and .474 slugging percentage, as well as 13 doubles, five triples, 22 walks and 91 total bases. Her .411 batting average was the best batting average in a season by a Lobo since 2014 and her .500 on-base percentage was tied for the third best in program history. In the circle, Guest was equally as masterful, finishing with 139 strikeouts, a 6.84 strikeouts per seven innings, a 3.15 ERA and finished with 15 wins and five shutouts. Her strikeouts per seven innings were the third most in a single season in program history, her ERA the lowest by a Lobo since 2005, her wins the most by a Lobo since 2008 and her shutouts the most by a Lobo since 2004. She increased her strikeouts by 49 between her freshman and sophomore season, while bringing down her ERA by 1.90, her hits allowed by 15, walks by 14 and runs allowed by 32, throwing nine complete games and over 142 innings both years. Williams was one of three freshmen to earn all-conference honors with her hits in conference tied for 14th among conference players but were the most by a freshman in the conference, and her doubles tied for sixth but were also the most by a freshman this season.

Orgeron also became the first head coach in program history to win the season opener in their first three seasons, with two also coming by run-rule. Further, the 8-0 win over Texas A&M-Corpus Christi to start the 2025 season was the first time since 2017 that the Lobos have opened the season with a shutout.

In the 2024 season, the Lobos won in Boise for the first time since 2016 and won against Boise State for the first time since 2021. In addition, the Lobos' sweep of Utah State was the first sweep of a Mountain West opponent since 2016 and the first sweep of the Aggies since 1989; the Lobos earned their first win over UNLV since 2021 and beat Fresno State twice for the series win after having only nine wins total all-time against the Bulldogs entering the season. Statistically, UNM finished with 60 errors with the last time the team finished with 60 or fewer errors was back in 2014. The Lobos had three players earn Mountain West Freshman of the Week awards (McKenna Guest, DeNae Vasquez-Dickson and Katherine Brunner), the second most among MW schools, with the freshmen finishing among the top of the NCAA in several statistical categories. Through the regular season, Guest's 40 appearances tied for fourth in the NCAA, but most among freshmen, and tied for the third most in a season in program history. In addition, her 24 starts tied for the sixth most by a freshman pitcher in the NCAA and her 147.0 innings tied for the 11th most by a freshman pitcher. For Vasquez-Dickson, her 15 sac bunts were the most by a freshman in the NCAA, led the MW and third in the NCAA.

In the last three years, UNM has had nine MW Freshmen of the Week, two MW Players of the Week and three MW Pitchers of the Week. In addition, UNM has produced four First Team All-Mountain West recipients, one Second Team All-Mountain West recipient and one All-Mountain West Honorable Mention.

Further, in her first two years, the Lobos stole 77 bases, the most in a two-year span since 2013-14 (85) and turned a combined 41 double plays, the most in a two-year span since 2015-16 (also 41). In the season opener against Tennessee State, Keyannah Chavez finished with three stolen bases, the most for a Lobo in a single game since 2017, and as a team, the Lobos had six stolen bases, the most in a game since 2018. The Lobos beat that mark on Feb. 16 against Marist, stealing seven bases, the most in a single game for the Lobos since 2010.

In her first season, UNM's .299 batting average was the best since 2015 and tied the best average for the program in the last 11 years. The 399 hits and 231 runs scored were the most since 2015 and 2016, respectively, and the 214 RBI and .368 on-base percentage were the highest since 2015. The team's 14 triples were the most in a single season since 2010 and the Lobos' 40 stolen bases were the most since 2013. Defensively, the Lobos led the MW with 22 double plays, the most turned since 2015 and the four shutouts were the most since 2013.

Additionally, UNM jumped in the NCAA rankings from the year prior in eight categories: batting average (a ranking improvement of 86 spots), triples per game (88 spots), stolen bases per game (87 spots), runs (49 spots), on-base percentage (46 spots), slugging percentage (12 spots), shutouts (16 spots) and double plays turned (141 spots). The Lobos ranked 45th in batting average, 27th in double plays per game, 29th in triples per game, 68th in on-base percentage and 88th in slugging percentage.

It didn't take long to see the potential as with UNM's season-opening win over Nicholls, Orgeron became just the second Lobo head coach in program history to win in their coaching debut, doing so with the largest margin of victory (12-3 in five innings). Three games later, Orgeron and the Lobos made more history, beating No. 19 Oregon State 8-0 in five innings for UNM's first win over a ranked opponent since 2016 and UNM's first run-rule win over a ranked opponent since 2012.

During the season, Orgeron guided the Lobos to their first series win over Nevada since 2015, UNM's 8-0 win over SJU on March 25 was the first shutout against the Spartans since May 8, 2015, and the 12 runs scored against CSU on April 16 were the most runs the Lobos have scored against the Rams since April 15, 2016. In the March 19th win at Utah State, the Lobos finished with 18 hits, 15 runs and struck out 14 Aggies, with the 18 hits the most since 2018 and the 15 runs were the most since 2019. The 15 runs were the most against the Aggies since April 26, 2014, and the 14 strikeouts by Amber Linton were the most in a game by a Lobo since 2013.

Among the conference, UNM had players in the top four in the MW in batting average (Rachael Hathoot second at .396 and Peyton Robinson fourth at .380), two players in the top 5 in the MW in hits (Robinson fourth at 60 and Hathoot fifth at 59), two players in the top 2 in triples (Hathoot first at seven and Ashley Archuleta tied for second at 5) and had two MW Player of the Week,



one Pitcher of the Week and two Freshman of the Week honors.

UNM produced two All-Mountain West First Team members in Archuleta and Hathoot, who each had their best seasons in a Lobo uniform.

Hathoot produced her best season in her previous three years as a Lobo with 59 hits, nine doubles, seven triples, 31 RBI, 91 total bases, 12 walks, 38 runs scored, a .396 batting average, .452 on-base percentage and .611 slugging percentage and her seven triples tied for the third most in a single season in program history, last done in 1998. Her 59 hits were more than her freshman and sophomore seasons combined, as were her total bases. Further, she had a career-best 15-game hit streak and career-best 20-game streak of reaching base, while also leading the team with 18 multiple hit games, five games with three hits and had seven multiple RBI games with a career-high five RBI against NMSU. Among the MW, the Lobo led the MW in triples and assists (114), was second in fielding double plays, second in batting average, fifth in hits, eighth in slugging percentage and total bases and ninth in on-base percentage. Archuleta finished with 43 hits, four doubles, five triples (tied for the ninth most in a single season in program history) and three home runs, 25 RBI and 66 total bases, had a .508 slugging percentage, .331 batting average and .401 on-base percentage. She finished her best season as a Lobo in terms of home runs, triples, batting average, slugging percentage and stolen bases.

In the circle, Amber Linton recorded a MW-best 164 strikeouts and set a program record in strikeouts per game at 7.24, besting her own program record of 6.97 she set in 2022. Her 14 complete games doubled her total from the previous year and she also registered 15 games with five or more strikeouts and three games with 10-plus strikeouts, an improvement over last season as well.

Nationally, Hathoot finished 53rd in the NCAA in batting average, fifth in triples and seventh in triples per game, Archuleta finished 28th in triples and 30th in triples per game, Robinson finished 30th in sacrifice bunts and Linton finished 58th in strikeouts.

At the conclusion of the 2024 season, the Lobos added another All-Mountain West First Team selection in Hathoot, with Hathoot becoming just the third two-time first team recipient in program history and one of 13 Lobos all-time to earn multiple MW all-conference postseason awards. On the season, Hathoot carried a career-best 27-game streak of reaching base and a 17-game hitting streak with a career-best 20 multiple hit games. Additionally, she led the Lobos with an overall batting average of .382, 66 hits and 37 runs scored with her 66 hits the most for a Lobo since Mariah Rimmer's 67 in 2016 and the 8th-most hits in a single season in program history.

In Orgeron's three years, the Lobos also cultivated a standard of success in the classroom, producing the two highest GPAs in program history during the 2023-24 academic year after establishing a program record of 3.59 in the fall and besting that with a 3.63 in the spring. Additionally, the Lobos added a 3.58 GPA in the fall of 2024 for the third-highest GPA in program history, and a new program record of a 3.70 GPA in spring 2025, signifying the last four semesters having been the four highest in program history. In the last six semesters under Orgeron, the team GPA has improved from 3.47 to 3.70, with the Lobos posting the best academic year in program history with a 3.64 in the 2024-25 academic year. The Lobos had a program-record 16 on the Spring 2023 Academic All-Mountain West Team and a program-record 12 named a MW Scholar-Athlete, which improved to a MW- and program-best 20 MW Scholar-Athletes in 2024 and 14 on the Spring 2024 Academic All-Mountain West Team.

The Lobos have also made a commitment to giving back to the community, earning the Lobo Spirit of Service award in 2025 after serving the most hours of community service in the athletic department with a total of 573 hours.

Prior to arriving at UNM, Orgeron spent six seasons as the head coach at Stephen F. Austin, with the Ladyjacks surpassing 30 wins in four of five seasons and were on pace for another stellar result in the shortened 2020 season with a 19-4 record. Through her six seasons, Orgeron compiled a 169-123 record and was named the 2021 Southland Conference Coach of the Year.

Before taking the helm at SFA, Orgeron gained experience as the head coach at Tyler Junior College (2013-16) and a spent a year as the head coach at Paris Junior College (2012-13). Orgeron got her start in coaching as a graduate assistant at Hardin-Simmons in 2008 before getting her first coaching job as an assistant coach at Howard College in 2010.

Orgeron earned a B.S. in health and physical education from Eastern New Mexico in 2008 and earned a master's in sports management and kinesiology from Hardin-Simmons in 2009.

Orgeron and her partner Christine Orgeron have two dogs, Tyler and Charlie, and a cat, Jacks.

COACH ORGERON ALL-TIME RECORDS

OPPONENT	SERIES	H	A	N
Abilene Christian	9-11	2-4	7-7	
Alabama State	2-0			2-0
Arizona State	0-1		0-1	
Arkansas-Pine Bluff	1-0			1-0
Austin Peay	1-0			1-0
Baylor	1-3	0-1	1-2	
Belmont	1-0			1-0
Boise State	2-6	1-4	1-2	
Bowling Green	0-1			0-1
Buffalo	3-0			3-0
Butler	1-1			1-1
Cal	0-1			0-1
Cal State Bakersfield	2-0	2-0		
Central Arkansas	6-6	2-1	4-4	0-1
Charlotte	1-0			1-0
Chattanooga	0-1			0-1
Cleveland State	0-1			0-1
Colorado State	3-4	3-2	0-2	
Coppin State	1-0			1-0
Creighton	1-0			1-0
Drake	1-0			1-0
Evansville	0-1			0-1
Fordham	0-1			0-1
Fresno State	2-7	2-1	0-6	
Georgia State	0-1			0-1
Grambling State	1-0			1-0
Grand Canyon	1-3		0-2	1-2
Hawai'i	1-1		1-1	
Hofstra	1-0			1-0
Houston	1-4		0-4	1-0
Houston Baptist (now HCU)	12-3	7-2	5-0	0-1
Illinois	1-0			1-0
Illinois State	1-0			0-1
Incarnate Word	11-1	2-1	9-0	
Indiana	1-0			1-0
Jackson State	3-0	1-0		2-0
Jacksonville	1-1			1-1
Jacksonville St.	1-0			1-0
Kansas	0-3			0-3
Kent State	1-0			1-0
Lamar	15-6	7-5	8-1	
Louisiana	0-3		0-3	
Louisiana-Monroe	6-3	1-1	4-2	1-0
LSU	0-6		0-6	
Louisiana Tech	2-4	2-1	0-2	0-1
Manhattan	1-0			1-0
Marist	2-0			2-0
Maryland	1-0			1-0
McNeese	4-10	4-3	0-5	0-2
Memphis	3-0	2-0		1-0
Middle Tennessee	4-0	1-0		3-0
Minnesota	0-1			0-1
Mississippi State	1-5		1-5	
Mississippi Valley	2-1			2-1
Missouri	0-1		0-1	
Missouri State	1-5		0-1	1-4
Montana	1-0			1-0
Nebraska	0-2			0-2
Nevada	2-7	2-4	0-3	
New Mexico	2-0			2-0
New Mexico State	1-5	1-1	0-4	
Nicholls	5-5	4-2	1-3	
North Dakota	1-1			1-1
North Texas	0-6		0-6	
Northern Iowa	2-0			2-0
Northwestern State	9-3	6-3	1-0	2-0
Oklahoma State	0-1			0-1
Ole Miss	0-3		0-3	
Oregon	0-1			0-1
Oregon State	1-1			1-1
Pacific	0-1			0-1
Penn	1-0			1-0
Pitt	0-1			0-1
Prairie View	6-0	2-0	4-0	
Purdue	2-0			2-0
Sam Houston State	13-7	5-1	8-5	0-1
San Diego	1-0			1-0
San Diego State	0-8	0-2	0-6	
San José State	5-4	4-2	1-2	
Santa Clara	0-1			0-1
Seattle	2-0			2-0
South Alabama	2-3		2-3	
South Dakota State	0-1			0-1
Southeastern La.	1-3		1-2	0-1
Southern	3-0			3-0
Southern Illinois	0-1			0-1
Southern Miss	1-1		1-1	
St. John's	0-0-1			0-0-1
St. Joseph's	2-0			2-0
St. Thomas	1-1			1-1
Stephen F. Austin	1-1			1-1
Syracuse	0-1			0-1
Tarleton State	6-3	2-1	3-1	1-1
Tennessee State	1-0			1-0
Tennessee Tech	1-1			1-1
Texas Arlington	2-3	1-1	1-2	
Texas A&M	0-5		0-5	
Texas A&M-CC	9-1	3-0	5-1	1-0
Texas Southern	10-0	3-0	4-0	3-0
Texas State	0-2		0-2	
Texas Tech	0-7	0-1	0-4	0-2
Toledo	1-0			1-0
UConn	0-1			0-1
UC San Diego	1-0		1-0	
UMKC	0-2			0-2
UNLV	2-6	1-2	1-4	
USC Upstate	0-1			0-1
UTEP	2-5	2-2	0-3	
Utah State	4-4	3-0	1-4	
UT Martin	1-0			1-0
Valparaiso	1-0			1-0
Washington	0-1			0-1
Western Kentucky	0-2			0-2
Western Michigan	3-0			3-0
	225-222-1	78-48	76-120	71-53-1

COACH ORGERON UNM RECORDS

OPPONENT	SERIES	H	A	N
Abilene Christian	0-2		0-2	
Alabama State	2-0			2-0
Arizona State	0-1		0-1	
Boise State	2-6	1-4	1-2	
Buffalo	3-0			3-0
Cal	0-1			0-1
Cal State Bakersfield	2-0	2-0		
Charlotte	1-0			1-0
Chattanooga	0-1			0-1
Cleveland State	0-1			0-1
Colorado State	3-4	3-2	0-2	
Creighton	1-0			1-0
Fordham	0-1			0-1
Fresno State	2-7	2-1	0-6	
Grand Canyon	0-2		0-2	
Hawai'i	1-1		1-1	
Houston	1-2		0-2	1-0
Houston Christian	2-1		2-0	0-1
Louisiana	0-1		0-1	
LSU	0-2		0-2	
Manhattan	1-0			1-0
Marist	2-0			2-0
McNeese	0-1		0-1	
Minnesota	0-1			0-1
Mississippi State	0-2		0-2	
Montana	1-0			1-0
Nebraska	0-2			0-2
Nevada	2-7	2-4	0-3	
New Mexico State	1-5	1-1	0-4	
Nicholls	1-0		1-0	
North Dakota	1-1			1-1
North Texas	0-2		0-2	
Northwestern State	1-0			1-0
Oklahoma State	0-1			0-1
Oregon State	1-1			1-1
Pacific	0-1			0-1
Penn	1-0			1-0
Sam Houston	0-1		0-1	
San Diego	1-0			1-0
San Diego State	0-8	0-2	0-6	
San José State	5-4	4-2	1-2	
Santa Clara	0-1			0-1
St. John's	0-0-1			0-0-1
St. Joseph's	2-0			2-0
St. Thomas	1-1			1-1
Stephen F. Austin	1-1			1-1
Tarleton State	0-1		0-1	
Tennessee State	1-0			1-0
Texas A&M- CC	1-0			1-0
Texas Southern	2-0			2-0
Texas State	0-2		0-2	
Texas Tech	0-6	0-1	0-4	0-1
Toledo	1-0			1-0
UConn	0-1			0-1
UC San Diego	1-0		1-0	
UNLV	2-6	1-2	1-4	
Utah State	4-4	3-0	1-4	
UTEP	2-5	2-2	0-3	
Washington	0-1			0-1
	56-99-1	21-21	9-60	26-18-1

RANKED WINS AT UNM

No. 19 Oregon State 8-0 (5) 2/11/23

OVERALL RANKED WINS

No. 16 Indiana 1-0 3/1/19
 No. 24 Mississippi St. 1-0 2/10/19
 No. 25 Illinois 7-2 2/23/19
 No. 19 Oregon State 8-0 (5) 2/11/23

YEAR-BY-YEAR

YEAR	SCHOOL	OVERALL	CONFERENCE
2025	New Mexico	21-30-1 (.413)	6-16 (.273)
2024	New Mexico	16-38 (.296)	8-14 (.364)
2023	New Mexico	19-31 (.380)	6-16 (.273)
2022	Stephen F. Austin	31-27 (.534)	18-6 (.750)
2021	Stephen F. Austin	35-12 (.745)	25-2 (.926)
2020	Stephen F. Austin	19-4 (.826)	3-0 (1.000)
2019	Stephen F. Austin	36-23 (.610)	18-9 (.667)
2018	Stephen F. Austin	31-24 (.564)	18-9 (.667)
2017	Stephen F. Austin	17-33 (.340)	9-15 (.375)
2016	Tyler JC	60-6 (.909)	27-1 (.964)
2015	Tyler JC	39-18 (.684)	18-10 (.643)
2014	Tyler JC	Hired to start softball program	
2013	Paris JC		
2012	Paris JC		

COACHING HISTORY

2017-22: Stephen F. Austin, Head Coach
 2013-16: Tyler Junior College, Head Coach
 2012-13: Paris Junior College, Head Coach
 2010-12: Howard College, Assistant Coach
 2008-09: Hardin-Simmons, Graduate Assistant

SERIES HISTORY

BAYLOR
SERIES RECORD: 6-12

3/9/83	W	4-3
4/8/83	W	2-1
3/15/85	W	2-0
3/28/85	W	3-1
3/3/88	W	9-2
3/11/88	W	8-3
2/16/96	L	4-3 (8)
2/28/97	L	5-4
2/13/98	L	5-2
2/28/03	L	5-1
2/13/09	L	5-0
3/5/10	L	8-0No. 25
3/5/10	L	7-3No. 25
3/6/10	L	17-4No.25
3/6/10	L	5-4No. 25
2/18/11	L	7-2
2/18/11	L	4-0
2/19/11	L	3-1

MISSISSIPPI STATE
SERIES RECORD: 0-4

3/14/97	L	4-0
3/15/97	L	7-2
2/28/25	L	6-1 No. 21
3/1/25	L	10-4 No. 21

NORTHWESTERN STATE
SERIES RECORD: 2-0

2/14/09	W	3-0
2/28/25	W	11-3 (5)

WICHITA STATE
SERIES RECORD: 6-9

3/19/81	W	6-2
3/13/87	L	4-1
3/3/89	L	4-3
3/3/90	W	2-0
2/26/93	W	4-2
3/3/94	L	6-2
3/2/96	W	5-1
2/28/97	L	6-4
2/28/98	W	6-0
3/2/03	L	4-2 (8)
3/8/03	L	5-2
3/9/03	L	4-3
2/21/04	W	2-0
2/25/05	L	4-3
2/2/08	L	8-6

STAT COMPARISON

UNM BU MSU

OFFENSE			
AVG.	.278	.274	.314
OB %	.363	.361	.407
SLG%	.395	.391	.534
RUNS	217	239	370
HITS	384	376	465
BB	160	161	212
RBI	205	196	339
HR	22	25	74
SB-ATT	11-17	62-78	49-54
PITCHING			
ERA	3.99	3.53	3.74
SO AVG.	271 5.6	174 3.4	323 6.2
BB AVG.	158 3.3	144 2.9	212 4.1
OPP. AVG.	.281	.272	.269
FIELDING			
DP	12	28	16
FLD %	.966	.967	.971
NSU WSU			

OFFENSE		
AVG.	.233	.289
OB %	.321	.379
SLG%	.328	.508
RUNS	163	320
HITS	302	419
BB	141	186
RBI	137	295
HR	16	72
SB-ATT	43-49	60-70
PITCHING		
ERA	6.29	4.53
SO AVG.	121 2.6	201 3.9
BB AVG.	163 3.5	162 3.2
OPP. AVG.	.336	.299
FIELDING		
DP	10	17
FLD %	.961	.963

UNM WHEN HOME/AWAY/NEUTRAL			
STAT	HOME ()	AWAY ()	NEUTRAL ()
RUNS			
Opp			
BAVG.			
Opp			
HITS			
Opp			
HR			
SO			
Opp			
BB			
Opp			
ERA			
Opp			

BY MONTH

BATTING

MONTH	AVG.	G	AB	R	H	2B	3B	HR	RBI	TB	SLG%	BB	SO	OB%	SF	SH	SB	SBA
Feb.																		
March																		
April																		
May																		
TOT																		

PITCHING

Month	ERA	W-L	G	CG	SHO	SV	IP	H	R	ER	SO	BB	2B	3B	HR	AVG.	WP	HBP
Feb.																		
March																		
April																		
May																		
TOT																		

2026 MW PLAYERS OF THE WEEK

PLAYER OF THE WEEK	PITCHER OF THE WEEK	FRESHMAN OF THE WEEK
--------------------	---------------------	----------------------

GAME-BY-GAME STARTERS

BY POSITION

DATE	OPPONENT	SP	C	1B	2B	SS	3B	LF	CF	RF	DP
2/6	Baylor										
2/7	Mississippi St.										
2/7	Northwestern St.										
2/8	Wichita St.										
2/8	Northwestern St.										
2/13	Louisiana Tech										
2/13	Southeastern La. U										
2/14	Northwestern St.										
2/14	Nicholls										
2/15	Sam Houston										
2/18	UTEP										
2/20	Abilene Christian										
2/20	Abilene Christian										
2/21	Abilene Christian										
2/27	UTEP										
2/27	Tarleton St.										
2/28	Houston Christian										
2/28	Tarleton St.										
3/1	Houston Christian										
3/6	Mississippi St.										
3/6	Samford										
3/7	Mississippi St.										
3/7	South Alabama										
3/8	Samford										
3/10	New Mexico St.										
3/13	Grand Canyon										
3/14	Grand Canyon										
3/15	Grand Canyon										
3/17	New Mexico St.										
3/20	Colorado St.										
3/21	Colorado St.										
3/22	Colorado St										
3/27	San Diego St.										
3/28	San Diego St.										
3/29	San Diego St.										
4/2	Boise St.										
4/3	Boise St.										
4/4	Boise St.										
4/8	UNLV										
4/8	UNLV										
4/11	Nevada										
4/12	Nevada										
4/17	Fresno St.										
4/18	Fresno St.										
4/19	Fresno St.										
4/24	San José St.										
4/25	San José St.										
4/26	San José St.										
4/30	Utah St.										
5/1	Utah St.										
5/2	Utah St.										

BREAKDOWN

SP	C	1B	2B	SS	3B	LF	CF	RF	DP
----	---	----	----	----	----	----	----	----	----

GAME-BY-GAME STARTERS

BY BATTING ORDER

DATE	OPPONENT	1	2	3	4	5	6	7	8	9
2/6	Baylor									
2/7	Mississippi St.									
2/7	Northwestern St.									
2/8	Wichita St.									
2/8	Northwestern St.									
2/13	Louisiana Tech									
2/13	Southeastern La. U									
2/14	Northwestern St.									
2/14	Nicholls									
2/15	Sam Houston									
2/18	UTEP									
2/20	Abilene Christian									
2/20	Abilene Christian									
2/21	Abilene Christian									
2/27	UTEP									
2/27	Tarleton St.									
2/28	Houston Christian									
2/28	Tarleton St.									
3/1	Houston Christian									
3/6	Mississippi St.									
3/6	Samford									
3/7	Mississippi St.									
3/7	South Alabama									
3/8	Samford									
3/10	New Mexico St.									
3/13	Grand Canyon									
3/14	Grand Canyon									
3/15	Grand Canyon									
3/17	New Mexico St.									
3/20	Colorado St.									
3/21	Colorado St.									
3/22	Colorado St									
3/27	San Diego St.									
3/28	San Diego St.									
3/29	San Diego St.									
4/2	Boise St.									
4/3	Boise St.									
4/4	Boise St.									
4/8	UNLV									
4/8	UNLV									
4/11	Nevada									
4/12	Nevada									
4/17	Fresno St.									
4/18	Fresno St.									
4/19	Fresno St.									
4/24	San José St.									
4/25	San José St.									
4/26	San José St.									
4/30	Utah St.									
5/1	Utah St.									
5/2	Utah St.									

BREAKDOWN

LEADOFF

2ND

3RD

CLEANUP

5TH

6TH

7TH

8TH

9TH

NEW MEXICO OVERALL STATISTICS

Record: 21-30-1 Home: 5-7 Away: 4-20 Neutral: 12-3-1 MW: 6-16

Player	avg	gp-gs	ab	r	h	2b	3b	hr	rbi	tb	slg%	bb	hp	so	gdp	ob%	sf	sh	sb-att	po	a	e	fld%
7 ARCHULETA, Ashley	.411	51-47	151	40	62	13	5	2	18	91	.603	22	6	20	0	.500	1	0	2-4	23	27	4	.926
10 WILLIAMS, Allie	.339	52-52	174	16	59	13	1	0	24	74	.425	17	1	7	2	.397	2	0	0-1	79	0	6	.929
28 DELEON, Jessica	.338	51-48	136	9	46	9	0	3	33	64	.471	21	0	29	1	.414	5	0	0-0	181	11	4	.980
0 VASQUEZ-DICKSO	.331	52-52	154	34	51	11	3	1	23	71	.461	20	3	22	0	.416	1	18	1-2	66	5	3	.959
34 MCKENZIE, Miracle	.275	50-49	138	10	38	5	0	5	27	58	.420	19	6	13	2	.384	1	0	0-0	284	9	1	.997
33 CARITHERS, Sydney	.264	52-50	121	18	32	9	0	4	19	53	.438	17	6	18	1	.379	1	5	2-3	112	60	4	.977
27 LUDERER, Hayden	.255	51-43	102	22	26	3	0	2	16	35	.343	7	6	27	1	.339	0	6	5-5	61	9	3	.959
8 BRUNNER, Katherine	.178	45-34	90	9	16	3	0	2	11	25	.278	6	1	15	2	.235	1	2	0-0	36	58	7	.931
38 CHAVEZ, Keyannah	.156	35-18	64	11	10	2	1	0	6	14	.219	8	0	14	0	.250	0	3	0-0	21	1	1	.957
20 BRAMSON, Emma	.156	52-45	109	11	17	3	0	0	7	20	.183	9	2	8	0	.231	1	6	1-1	88	67	6	.963

13 PACHECO, Mya	.333	6-3	12	1	4	0	0	0	3	4	.333	1	0	3	0	.385	0	0	0-0	1	3	0	1.000
9 HANAWAHINE, Jewels	.222	21-18	45	3	10	4	0	0	5	14	.311	0	1	7	0	.239	0	2	0-0	15	26	6	.872
3 DAWSON, Ella	.213	41-5	47	5	10	0	0	3	12	19	.404	6	1	14	0	.315	0	0	0-1	3	0	0	1.000
18 RANA, Grace	.200	29-0	10	8	2	0	0	0	1	2	.200	0	0	1	0	.182	1	0	0-0	33	2	0	1.000
77 TINARI, Marina	.100	10-2	10	1	1	0	0	0	0	1	.100	3	0	1	0	.308	0	0	0-0	0	3	0	1.000
24 HEATHCOCK, Georgia	.000	14-3	17	1	0	0	0	0	0	0	.000	4	0	5	0	.190	0	0	0-0	3	2	0	1.000
4 CASTILLO, Ava	.000	26-0	1	15	0	0	0	0	0	0	.000	0	0	0	0	.000	0	0	0-0	0	0	0	.000
11 HAACK, Adelaide	.000	9-0	0	3	0	0	0	0	0	0	.000	0	0	0	0	.000	0	0	0-0	0	0	0	.000
Totals	.278	52	1381	217	384	75	10	22	205	545	.395	160	33	204	9	.363	14	42	11-17	1011	339	48	.966
Opponents	.281	52	1370	235	385	70	11	40	212	597	.436	158	23	271	5	.362	11	21	66-74	1041	427	51	.966

LOB - Team (373), Opp (338). DPs turned - Team (12), Opp (26). CI - Team (1), DELEON 1. IBB - Team (1), WILLIAMS 1.

(All games Sorted by Earned run avg)

Player	era	w-l	app	gs	cg	sho	sv	ip	h	r	er	bb	so	2b	3b	hr	b/avg	wp	hp	bk	sfa	sha
16 UMALI, Brooke	2.76	0-1	9	1	0	0/0	0	12.2	16	6	5	5	5	3	1	0	.296	2	2	0	0	1
23 GUEST, McKenna	3.15	15-10	35	26	9	5/1	1	142.1	152	87	64	54	139	27	5	12	.264	4	14	0	5	5
44 FRITZ, Natalie	3.75	5-10	30	15	3	1/1	3	100.2	115	62	54	44	78	19	3	10	.285	3	3	0	3	7
5 ATCITY, Lexi	4.71	1-2	16	5	0	0/1	0	35.2	42	28	24	17	20	7	1	7	.290	3	0	0	2	3
2 BARELA, Caprice	5.88	0-3	16	1	0	0/1	0	25.0	29	27	21	16	19	5	0	4	.282	2	3	0	0	3
77 TINARI, Marina	7.47	0-4	12	4	0	0/0	0	19.2	29	21	21	18	10	8	1	7	.349	3	1	0	1	2

25 MONTES, Nova	21.00	0-0	1	0	0	0/0	0	0.1	1	1	1	1	0	1	0	0	.500	2	0	0	0	0
3 DAWSON, Ella	31.50	0-0	2	0	0	0/0	0	0.2	1	3	3	3	0	0	0	0	.333	0	0	0	0	0
Totals	3.99	21-30	52	52	12	8/2	4	337.0	385	235	192	158	271	70	11	40	.281	19	23	0	11	21
Opponents	3.63	30-21	52	52	15	4/2	5	347.0	384	217	180	160	204	75	10	22	.278	27	33	0	14	42

PB - Team (8), CARITHERS 4, DELEON 3, RANA 1, Opp (6). SBA/ATT - DELEON (41-44), FRITZ (22-24), GUEST (17-19), CARITHERS (15-18), BARELA (11-13), ATCITY (9-11), RANA (9-9), TINARI (4-4), UMALI (3-3).

MOUNTAIN WEST STATISTICS

Record: 6-16 Home: 5-6 Away: 1-10 MW: 6-16

Player	avg	gp-gs	ab	r	h	2b	3b	hr	rbi	tb	slg%	bb	hp	so	gdp	ob%	sf	sh	sb-att	po	a	e	fld%
7 ARCHULETA, Ashley	.457	22-22	70	19	32	8	1	1	7	45	.643	9	3	10	0	.530	1	0	0-1	0	0	0	.000
9 HANAWAHINE, Jewels	.346	10-9	26	2	9	4	0	0	5	13	.500	0	0	1	0	.346	0	1	0-0	13	8	5	.808
10 WILLIAMS, Allie	.333	22-22	75	8	25	6	1	0	8	33	.440	6	1	2	0	.386	1	0	0-0	35	0	3	.921
33 CARITHERS, Sydney	.327	22-22	55	8	18	4	0	2	12	28	.509	9	1	10	1	.424	1	1	0-0	21	38	1	.983
28 DELEON, Jessica	.323	21-20	65	2	21	4	0	0	13	25	.385	5	0	13	0	.356	3	0	0-0	79	6	3	.966
34 MCKENZIE, Miracle	.290	22-22	62	5	18	2	0	3	10	29	.468	10	3	6	1	.408	1	0	0-0	138	2	0	1.000
0 VASQUEZ-DICKSO	.266	22-22	64	9	17	4	0	1	6	24	.375	8	0	7	0	.342	1	10	0-1	29	2	0	1.000
20 BRAMSON, Emma	.216	22-22	51	3	11	2	0	0	4	13	.255	4	0	3	0	.268	1	3	0-0	37	34	3	.959
27 LUDERER, Hayden	.200	22-22	55	8	11	2	0	1	5	16	.291	7	1	17	1	.302	0	2	4-4	43	5	2	.960
8 BRUNNER, Katherine	.138	18-13	29	3	4	1	0	2	4	11	.379	1	0	3	0	.167	0	0	0-0	14	20	4	.895

38 CHAVEZ, Keyannah	.188	11-2	16	1	3	1	0	0	3	4	.250	1	0	1	0	.235	0	1	0-0	5	1	0	1.000
3 DAWSON, Ella	.143	17-0	14	1	2	0	0	0	0	2	.143	3	0	5	0	.294	0	0	0-0	0	0	0	.000
77 TINARI, Marina	.000	2-0	2	0	0	0	0	0	0	0	.000	0	0	0	0	.000	0	0	0-0	0	1	0	1.000
18 RANA, Grace	.000	17-0	2	4	0	0	0	0	0	0	.000	0	0	0	0	.000	0	0	0-0	16	2	0	1.000
24 HEATHCOCK, Georgia	.000	2-0	1	0	0	0	0	0	0	0	.000	1	0	0	0	.500	0	0	0-0	1	0	0	1.000
4 CASTILLO, Ava	.000	8-0	0	3	0	0	0	0	0	0	.000	0	0	0	0	.000	0	0	0-0	0	0	0	.000
11 HAACK, Adelaide	.000	5-0	0	2	0	0	0	0	0	0	.000	0	0	0	0	.000	0	0	0-0	0	0	0	.000
Totals	.291	22	587	78	171	38	2	10	77	243	.414	64	9	78	3	.365	9	18	4-6	433	146	22	.963
Opponents	.312	22	612	120	191	40	6	20	112	303	.495	73	13	95	1	.393	6	10	27-31	447	189	12	.981

LOB - Team (162), Opp (162). DPs turned - Team (4), Opp (12). CI - Team (1), DELEON 1.

(MW games only Sorted by Earned run avg)

Player	era	w-l	app	gs	cg	sho	sv	ip	h	r	er	bb	so	2b	3b	hr	b/avg	wp	hp	bk	sfa	sha
16 UMALI, Brooke	2.84	0-1	6	1	0	0/0	0	12.1	10	6	5	4	5	2	1	0	.213	1	1	0	0	1
44 FRITZ, Natalie	4.11	1-6	13	7	1	0/0	1	46.0	60	30	27	24	22	12	2	5	.317	1	3	0	1	4
23 GUEST, McKenna	4.11	5-5	17	13	3	1/0	1	63.0	87	54	37	25	53	16	3	7	.313	2	9	0	3	2
77 TINARI, Marina	4.50	0-1	5	1	0	0/0	0	9.1	9	6	6	8	7	4	0	3	.265	1	0	0	1	1
5 ATCITY, Lexi	10.50	0-1	3	0	0	0/0	0	4.2	9	7	7	4	2	4	0	2	.429	0	0	0	1	0
2 BARELA, Caprice	10.89	0-2	9	0	0	0/0	0	9.0	16	17	14	8	6	2	0	3	.372	2	0	0	0	2
Totals	4.61	6-16	22	22	4	1/0	2	144.1	191	120	95	73	95	40	6	20	.312	7	13	0	6	10
Opponents	3.38	16-6	22	22	7	1/1	3	149.0	171	78	72	64	78	38	2	10	.291	8	9	0	9	18

PB - Team (2), DELEON 2, Opp (1). SBA/ATT - DELEON (22-25), FRITZ (11-12), BARELA (6-7), RANA (5-5), GUEST (4-5), UMALI (3-3), ATCITY (1-2), TINARI (2-2).

BATTING

GAME-BY-GAME STATISTICS

Date	Opponent	ab	r	h	rbi	2b	3b	hr	tb	bb	ibb	sb	cs	hbp	sac	sf	qdp	k	po	a	e	lob	avg
Feb 06	vs A&M-Corpus Chri	19	8	7	8	3	1	0	12	4	0	0	0	2	2	0	0	1	15	6	1	5	.368
Feb 06	at Sam Houston	22	0	2	0	0	0	0	2	5	0	0	0	0	1	0	0	2	18	10	2	7	.220
Feb 7	at Houston Christian	23	1	3	1	0	0	0	3	3	0	1	0	0	0	0	0	5	21	11	0	4	.188
Feb 07	at HOUSTON	30	8	8	7	0	0	1	11	4	0	0	0	1	2	0	0	4	20	9	2	8	.213
Feb 08	at Houston Christian	27	3	4	2	0	0	0	4	2	0	1	0	1	1	0	0	6	21	6	1	7	.198
Feb 08	at HOUSTON	42	4	13	3	1	0	1	17	3	1	0	0	0	0	0	1	3	28	13	1	11	.227
Feb 09	vs St. John's	27	2	4	1	1	0	0	5	2	0	1	0	1	2	0	0	7	21	7	1	9	.216
Feb 14	vs Fordham	24	2	5	2	0	1	0	7	4	0	0	0	0	0	1	1	2	18	3	2	6	.215
Feb 14	vs St. Thomas	26	8	10	8	1	1	0	13	5	0	0	0	2	1	1	0	5	21	3	0	9	.233
Feb 15	at Texas State	26	0	4	0	0	0	0	4	1	0	0	0	0	0	0	0	8	18	8	0	6	.226
Feb 15	vs St. Thomas	30	4	9	4	0	0	0	9	2	0	0	0	1	1	0	0	9	18	6	0	9	.233
Feb 16	at Texas State	29	2	7	2	0	0	0	7	2	0	0	0	1	0	0	0	8	18	4	2	9	.234
Feb 21	vs Hawks	24	2	5	2	1	0	0	6	5	0	2	1	2	1	0	1	5	21	4	1	9	.232
Feb 22	vs Texas Southern	27	10	11	9	4	1	1	20	5	0	0	1	2	2	0	0	2	21	4	0	8	.245
Feb 22	vs Hawks	28	9	11	9	2	1	2	21	2	0	0	1	1	1	1	1	3	21	13	2	3	.255
Feb 23	vs Texas Southern	25	13	8	11	3	0	1	14	7	0	0	0	1	1	0	0	2	15	4	0	6	.259
Feb 23	at Tarleton State	22	0	0	0	0	0	0	0	2	0	0	0	1	0	0	1	9	18	4	1	4	.246
Feb 28	vs Northwestern Sta	23	11	13	10	4	0	0	17	2	0	0	0	1	2	1	0	3	15	1	1	5	.262
Feb 28	at Mississippi State	24	1	3	1	0	0	0	3	1	0	0	0	3	0	0	0	8	18	4	0	6	.255
Mar 01	at Mississippi State	30	4	10	4	1	1	1	16	4	0	0	0	0	0	0	1	7	18	8	0	9	.259
Mar 01	vs Alabama State	24	6	9	6	1	1	1	15	4	0	0	0	1	3	0	0	1	21	5	2	8	.264
Mar 02	vs Alabama State	29	6	7	6	1	0	0	8	6	0	0	0	1	0	1	0	0	21	7	0	10	.263
Mar 06	vs Saint Joseph's	33	7	10	6	3	0	0	13	2	0	0	0	0	0	0	0	4	21	8	4	7	.265
Mar 07	vs San Diego	21	2	4	1	0	0	0	4	2	0	0	0	0	1	0	0	2	21	7	0	4	.263
Mar 07	vs Penn	27	4	6	4	0	0	2	12	2	0	2	0	0	1	0	0	1	21	10	1	5	.261
Mar 08	vs Saint Joseph's	22	10	8	10	4	0	1	15	4	0	0	0	0	1	0	0	1	15	6	1	3	.265
Mar 11	at NM State	29	2	8	2	3	0	0	11	3	0	0	0	0	0	0	0	5	18	6	0	9	.265
*Mar 14	SAN JOSE STATE	19	3	3	3	1	0	0	4	4	0	1	0	1	0	0	0	2	15	7	0	6	.262
*Mar 15	SAN JOSE STATE	27	5	12	5	4	0	0	16	3	0	1	1	0	0	1	1	0	21	10	0	8	.269
*Mar 16	SAN JOSE STATE	25	6	9	6	4	0	2	19	3	0	0	0	1	1	1	0	4	21	7	3	7	.272
*Mar 21	at San Diego State	27	0	7	0	0	0	0	7	3	0	0	0	0	0	0	0	4	18	7	0	9	.271
*Mar 22	at San Diego State	26	2	7	2	2	0	0	9	3	0	1	0	0	0	1	0	1	18	8	0	7	.271
*Mar 23	at San Diego State	24	1	4	1	1	0	1	8	1	0	0	1	0	0	0	0	5	18	8	1	3	.268
Mar 25	at UC San Diego	29	5	8	5	2	0	0	10	4	0	0	0	2	0	0	0	6	21	5	0	9	.269
*Apr 02	at Utah State	43	6	12	6	5	0	1	20	3	0	0	0	2	2	1	1	6	33	8	1	9	.269
*Apr 02	at Utah State	23	6	10	6	2	0	0	12	5	0	0	0	0	2	1	0	3	12	6	1	10	.273
*Apr 06	BOISE STATE	20	2	5	2	0	0	0	5	3	0	0	0	1	2	1	0	1	21	5	0	7	.273
*Apr 06	BOISE STATE	29	3	11	3	1	0	0	12	2	0	0	0	1	2	0	0	1	21	5	2	10	.276
*Apr 11	COLORADO STAT	24	6	8	6	2	1	0	12	3	0	0	0	0	3	0	0	3	21	4	1	6	.277
*Apr 12	COLORADO STAT	21	3	4	3	0	0	0	4	4	0	1	0	0	1	0	1	4	21	7	0	5	.275
*Apr 13	COLORADO STAT	29	1	7	1	1	0	0	8	2	0	0	0	0	0	0	0	3	21	7	2	9	.274
Apr 15	at UTEP	20	2	6	2	1	0	0	7	3	0	0	0	0	1	0	0	1	14	4	1	7	.275
*Apr 17	at Fresno State	31	5	9	5	2	1	0	13	1	0	0	0	0	0	1	0	6	18	7	4	7	.275
*Apr 18	at Fresno State	31	4	10	4	1	0	0	11	3	0	0	0	0	0	1	0	8	18	7	1	10	.276
*Apr 19	at Fresno State	26	3	7	3	3	0	0	10	2	0	0	0	3	1	1	0	7	18	6	2	9	.276
Apr 22	UTEP	32	3	10	2	1	1	1	16	1	0	0	1	0	0	0	0	6	21	7	0	9	.277
*Apr 25	NEVADA	34	8	13	8	5	0	2	24	2	0	0	0	0	0	0	0	2	21	7	1	7	.280
*Apr 26	NEVADA	29	4	7	4	0	0	2	13	4	0	0	0	0	0	0	0	6	21	5	0	8	.279
*Apr 27	NEVADA	22	1	4	1	2	0	1	9	2	0	0	0	0	0	0	0	3	18	4	3	5	.278
*May 1	at UNLV	26	5	7	4	1	0	1	11	3	0	0	0	0	2	0	0	4	21	9	0	5	.277
*May 2	at UNLV	24	3	8	3	0	0	0	8	7	0	0	0	0	1	0	0	4	19	6	0	8	.278
*May 3	at UNLV	27	1	7	1	1	0	0	8	1	0	0	0	0	1	0	0	1	18	6	0	7	.278
Totals		1381	217	384	205	75	10	22	545	160	1	11	6	33	42	14	9	204	1011	339	48	373	.278

PITCHING

GAME-BY-GAME STATISTICS

Date	Opponent	ip	h	r	er	bb	so	2b	3b	hr	wp	bk	hbp	dp	ibb	score	w-l	sv	era
Feb 06	vs A&M-Corpus Chri	5.0	1	0	0	2	3	0	0	0	0	0	0	0	0	8-0	1-0	0	0.00
Feb 06	at Sam Houston	6.0	12	5	4	3	3	1	0	0	0	0	0	0	0	0-5	1-1	0	2.55
Feb 7	at Houston Christian	7.0	4	0	0	2	4	0	0	0	0	0	0	1	0	1-0	2-1	0	1.56
Feb 07	at HOUSTON	6.2	5	9	7	13	7	1	0	0	3	0	1	0	0	8-9	2-2	0	3.12
Feb 08	at Houston Christian	7.0	4	2	2	1	4	1	0	0	0	0	0	0	0	3-2	3-2	0	2.87
Feb 08	at HOUSTON	9.1	10	6	5	2	4	0	1	1	0	0	0	1	0	4-6	3-3	0	3.07
Feb 09	vs St. John's	7.0	10	2	2	3	2	3	0	1	1	0	1	0	0	2-2	3-3	0	2.92
Feb 14	vs Fordham	6.0	6	4	3	3	10	1	0	0	0	0	3	0	0	2-4	3-4	0	2.98
Feb 14	vs St. Thomas	7.0	8	3	2	3	13	1	0	1	0	0	1	0	0	8-3	4-4	0	2.87
Feb 15	at Texas State	6.0	5	3	3	2	4	0	1	1	0	0	0	1	0	0-3	4-5	0	2.93
Feb 15	vs St. Thomas	6.0	10	5	5	1	8	3	1	0	0	0	0	0	0	4-5	4-6	0	3.16
Feb 16	at Texas State	6.0	9	6	3	2	5	1	0	0	0	0	0	0	0	2-6	4-7	0	3.19
Feb 21	vs Hawks	7.0	4	0	0	5	11	2	0	0	0	0	1	0	0	2-0	5-7	1	2.93
Feb 22	vs Texas Southern	7.0	7	5	5	3	11	1	0	1	2	0	0	0	0	10-5	6-7	1	3.09
Feb 22	vs Hawks	7.0	9	10	9	5	6	2	0	2	0	0	0	1	0	9-10	6-8	1	3.50
Feb 23	vs Texas Southern	5.0	5	3	3	2	6	0	0	0	1	0	0	0	0	13-3	7-8	1	3.53
Feb 23	at Tarleton State	6.0	5	2	1	6	7	1	0	1	0	0	0	0	0	0-2	7-9	1	3.41
Feb 28	vs Northwestern Sta	5.0	4	3	2	0	10	0	1	0	0	0	0	0	0	11-3	8-9	1	3.38
Feb 28	at Mississippi State	6.0	10	6	6	5	2	0	0	3	0	0	0	0	0	1-6	8-10	1	3.56
Mar 01	at Mississippi State	6.0	10	10	10	3	2	1	0	5	1	0	2	0	0	4-10	8-11	1	3.94
Mar 01	vs Alabama State	7.0	4	3	1	2	9	1	0	0	0	0	0	0	0	6-3	9-11	1	3.79
Mar 02	vs Alabama State	7.0	2	0	0	1	9	0	0	0	0	0	0	0	0	6-0	10-11	1	3.60
Mar 06	vs Saint Joseph's	7.0	7	4	1	2	9	0	0	0	0	0	0	0	0	7-4	11-11	2	3.48
Mar 07	vs San Diego	7.0	3	0	0	1	4	0	0	0	0	0	0	0	0	2-0	12-11	2	3.32
Mar 07	vs Penn	7.0	5	1	1	3	6	2	0	0	1	0	1	1	0	4-1	13-11	2	3.22
Mar 08	vs Saint Joseph's	5.0	5	0	0	2	2	1	0	0	2	0	0	1	0	10-0	14-11	2	3.12
Mar 11	at NM State	6.0	5	6	6	3	5	3	0	1	0	0	0	0	0	2-6	14-12	2	3.26
*Mar 14	SAN JOSE STATE	5.0	11	12	7	10	3	3	0	1	1	0	2	0	0	3-12	14-13	2	3.44
*Mar 15	SAN JOSE STATE	7.0	11	4	4	0	4	3	0	1	0	0	0	0	0	5-4	15-13	2	3.46
*Mar 16	SAN JOSE STATE	7.0	6	4	2	4	5	2	0	0	0	0	0	0	0	6-4	16-13	2	3.41
*Mar 21	at San Diego State	6.0	6	1	1	5	2	0	0	0	1	0	0	0	0	0-1	16-14	2	3.34
*Mar 22	at San Diego State	6.0	8	6	6	4	5	0	1	1	1	0	0	0	0	2-6	16-15	2	3.45
*Mar 23	at San Diego State	6.0	8	7	4	3	3	0	0	1	0	0	1	0	0	1-7	16-16	2	3.48
Mar 25	at UC San Diego	7.0	4	0	0	0	4	0	0	0	0	0	0	0	0	5-0	17-16	2	3.37
*Apr 02	at Utah State	11.0	14	7	7	6	8	5	1	1	0	0	1	0	0	6-7	17-17	2	3.42
*Apr 02	at Utah State	4.0	9	8	7	3	1	3	0	2	0	0	1	0	0	6-8	17-18	2	3.58
*Apr 06	BOISE STATE	7.0	7	1	1	2	10	1	0	1	0	0	1	0	0	2-1	18-18	3	3.50
*Apr 06	BOISE STATE	7.0	7	6	5	3	6	1	1	1	0	0	1	0	0	3-6	18-19	3	3.54
*Apr 11	COLORADO STAT	7.0	11	3	2	0	4	0	0	0	0	0	1	0	0	6-3	19-19	3	3.50
*Apr 12	COLORADO STAT	7.0	5	1	1	2	2	2	0	0	0	0	1	2	0	3-1	20-19	4	3.43
*Apr 13	COLORADO STAT	7.0	11	4	2	1	6	0	1	0	0	0	1	0	0	1-4	20-20	4	3.40
Apr 15	at UTEP	4.2	11	10	9	2	4	3	1	2	0	0	0	0	0	2-10	20-21	4	3.57
*Apr 17	at Fresno State	6.0	8	7	5	3	3	1	0	0	0	0	1	1	0	5-7	20-22	4	3.62
*Apr 18	at Fresno State	6.0	9	6	4	3	3	1	1	0	2	0	0	0	0	4-6	20-23	4	3.64
*Apr 19	at Fresno State	6.0	8	9	6	3	4	3	1	1	1	0	0	0	0	3-9	20-24	4	3.71
Apr 22	UTEP	7.0	10	7	7	3	2	1	0	1	1	0	0	2	0	3-7	20-25	4	3.79
*Apr 25	NEVADA	7.0	14	11	11	4	7	3	0	2	0	0	0	0	0	8-11	20-26	4	3.95
*Apr 26	NEVADA	7.0	10	7	7	5	6	3	0	3	0	0	0	0	0	4-7	20-27	4	4.02
*Apr 27	NEVADA	6.0	9	9	6	3	2	2	0	4	1	0	0	0	0	1-9	20-28	4	4.08
*May 1	at UNLV	7.0	5	0	0	4	7	1	0	0	0	0	1	0	0	5-0	21-28	4	3.99
*May 2	at UNLV	6.1	7	4	4	5	2	3	0	0	0	0	1	1	0	3-4	21-29	4	4.00
*May 3	at UNLV	6.0	7	3	3	0	2	3	0	1	0	0	0	0	0	1-3	21-30	4	3.99
Totals		337.0	385	235	192	158	271	70	11	40	19	0	23	12	0	217-235	21-30	4	3.99

RECORD AND INNING BREAKDOWN

Score by innings	1	2	3	4	5	6	7	8	9	EX	Total
New Mexico	32	37	33	33	41	24	16	0	0	1	217
Opponents	33	23	54	36	50	15	20	0	0	4	235

Record when ...

Overall	21-30-1	After 4 leading	16-4
Conference	6-16 trailing	2-21
Non-Conference	15-14-1 tied	3-5-1
Home games	5-7	After 5 leading	15-2
Away games	4-20 trailing	0-23
Neutral site	12-3-1 tied	2-2-1
Day games	18-21-1	After 6 leading	17-3
Night games	3-9 trailing	0-22
vs Left starter	3-2 tied	0-1-1
vs Right starter	18-28-1		
1-Run games	4-6	Hit 0 home runs	14-20-1
2-Run games	4-7	... 1 home run	5-7
5+Run games	9-8	... 2+ home runs	2-3
Extra innings	0-2-1		
Shutouts	8-4	Opponent 0 home runs	17-10
	 1 home run	4-12-1
Scoring 0-2 runs	4-14-1 2+ HRs	0-8
..... 3-5 runs	6-11		
..... 6-9 runs	7-5	Made 0 errors	11-12
..... 10+ runs	4-0 1 error	7-8-1
	 2+ errors	3-10
Opponent 0-2 runs	12-2-1		
..... 3-5 runs	9-7	Opp. made 0 errors	7-15
..... 6-9 runs	0-16 1 error	8-10
..... 10+ runs	0-5 2+ errors	6-5-1
Scored in 1st inning	11-10	Out-hit opponent	16-10
Opp. scored in 1st	6-13	Out-hit by opponent	4-17-1
Scores first	15-11-1	Hits are tied	1-3
Opp. scores first	6-19		

Record when team scores:

Runs	0	1	2	3	4	5	6	7	8	9	10+
W-L	0-4	1-5	3-5	2-5	1-5	3-1	4-2	1-0	2-2	0-1	4-0

Record when opponent scores:

Runs	0	1	2	3	4	5	6	7	8	9	10+
W-L	8-0	3-1	1-1	5-2	3-3	1-2	0-7	0-5	0-1	0-3	0-5

Record when leading after:

Inn.	1	2	3	4	5	6
W-L	9-5	13-6	15-3	16-4	15-2	17-3

Record when trailing after:

Inn.	1	2	3	4	5	6
W-L	3-11	3-16	3-21	2-21	0-23	0-22

Record when tied after:

Inn.	1	2	3	4	5	6
W-L	9-14	5-8	3-6	3-5	2-2	0-1

TEAM SITUATION

GAME-BY-GAME STATISTICS

Date	Opponent	Total h/ab	vs Left	vs Right	With Runners	Bases Empty	Bases Loaded	With 2-outs	With RBI-op	Reach as Leadoff	3rd and LT 2out	LOB
Feb 06	vs A&M-Corpus Christi	7-19	3-6	4-13	5-12	2-7	1-1	4-8	5-9	2-5	1-3	3
Feb 06	at Sam Houston	2-22	0-0	2-22	1-7	1-15	0-2	1-8	1-5	1-7	0-1	7
Feb 7	at Houston Christian	3-23	0-0	3-23	2-8	1-15	0-0	2-8	2-3	1-7	0-0	3
Feb 07	at HOUSTON	8-30	0-0	8-30	7-24	1-6	1-3	3-9	5-14	5-7	2-4	7
Feb 08	at Houston Christian	4-27	0-0	4-27	2-12	2-15	1-2	1-10	2-8	2-7	0-2	7
Feb 08	at HOUSTON	13-42	0-0	13-42	6-17	7-25	0-1	6-15	3-10	1-10	0-1	11
Feb 09	vs St. John's	4-27	2-7	2-20	1-12	3-15	0-0	2-9	1-9	1-7	1-2	7
Feb 14	vs Fordham	5-24	0-0	5-24	3-13	2-11	0-2	0-6	1-6	4-7	2-3	6
Feb 14	vs St. Thomas	10-26	0-0	10-26	7-17	3-9	1-3	5-12	6-15	3-6	2-4	9
Feb 15	at Texas State	4-26	4-26	0-0	2-12	2-14	0-1	1-8	1-5	3-7	0-0	6
Feb 15	vs St. Thomas	9-30	0-0	9-30	6-14	3-16	2-5	3-10	3-8	1-7	4-6	9
Feb 16	at Texas State	7-29	0-0	7-29	4-17	3-12	1-2	2-9	2-7	3-7	0-0	9
Feb 21	vs Hawks	5-24	0-0	5-24	3-14	2-10	0-2	2-7	2-10	2-7	2-3	9
Feb 22	vs Texas Southern	11-27	0-0	11-27	8-18	3-9	0-2	4-11	7-12	3-6	1-2	8
Feb 22	vs Hawks	11-28	0-0	11-28	6-15	5-13	1-1	3-8	6-10	3-7	2-3	3
Feb 23	vs Texas Southern	8-25	0-0	8-25	8-18	0-7	4-5	3-10	7-12	2-5	4-5	6
Feb 23	at Tarleton State	0-22	0-0	0-22	0-10	0-12	0-0	0-7	0-0	2-7	0-0	4
Feb 28	vs Northwestern State	13-23	0-0	13-23	10-17	3-6	1-1	1-5	8-13	4-5	6-8	3
Feb 28	at Mississippi State	3-24	0-0	3-24	1-8	2-16	0-1	0-7	0-5	1-7	0-2	6
Mar 01	at Mississippi State	10-30	3-14	7-16	6-18	4-12	0-2	2-8	3-10	4-7	1-2	9
Mar 01	vs Alabama State	9-24	0-0	9-24	6-15	3-9	0-0	3-9	4-12	4-7	1-1	8
Mar 02	vs Alabama State	7-29	0-0	7-29	2-14	5-15	0-5	2-11	1-10	2-7	3-5	10
Mar 06	vs Saint Joseph's	10-33	0-0	10-33	6-19	4-14	1-1	5-14	5-11	2-7	2-3	7
Mar 07	vs San Diego	4-21	0-0	4-21	1-7	3-14	0-0	1-7	1-5	2-6	1-2	4
Mar 07	vs Penn	6-27	0-0	6-27	2-11	4-16	0-0	0-8	1-5	3-7	0-0	5
Mar 08	vs Saint Joseph's	8-22	0-0	8-22	6-18	2-4	1-1	3-6	5-12	5-5	2-5	3
Mar 11	at NM State	8-29	6-23	2-6	4-19	4-10	0-1	2-8	2-16	4-7	0-3	9
*Mar 14	SAN JOSE STATE	3-19	0-0	3-19	2-10	1-9	0-0	2-7	2-6	1-5	0-0	6
*Mar 15	SAN JOSE STATE	12-27	0-0	12-27	5-16	7-11	0-0	0-4	3-11	3-7	3-3	6
*Mar 16	SAN JOSE STATE	9-25	0-0	9-25	4-12	5-13	1-1	1-7	2-7	3-6	1-2	7
*Mar 21	at San Diego State	7-27	2-8	5-19	3-13	4-14	0-2	2-8	1-6	3-7	0-0	9
*Mar 22	at San Diego State	7-26	3-15	4-11	3-12	4-14	0-1	2-7	1-7	3-7	1-1	7
*Mar 23	at San Diego State	4-24	0-0	4-24	1-7	3-17	0-0	1-8	0-3	3-7	0-2	3
Mar 25	at UC San Diego	8-29	0-0	8-29	6-17	2-12	0-3	2-9	4-11	1-7	1-2	9
*Apr 02	at Utah State	12-43	0-0	12-43	5-17	7-26	0-2	4-15	3-10	5-12	2-5	9
*Apr 02	at Utah State	10-23	0-0	10-23	7-17	3-6	1-5	3-8	5-12	4-5	3-5	10
*Apr 06	BOISE STATE	5-20	5-17	0-3	2-9	3-11	0-1	1-7	1-6	2-6	1-1	7
*Apr 06	BOISE STATE	11-29	0-0	11-29	7-18	4-11	0-0	3-9	3-9	2-7	1-2	9
*Apr 11	COLORADO STATE	8-24	8-24	0-0	6-15	2-9	0-0	3-9	3-9	3-6	3-3	6
*Apr 12	COLORADO STATE	4-21	0-0	4-21	3-7	1-14	1-2	3-8	2-6	1-6	0-1	5
*Apr 13	COLORADO STATE	7-29	0-0	7-29	3-11	4-18	0-1	3-11	1-5	0-7	0-1	9
Apr 15	at UTEP	6-20	0-0	6-20	3-13	3-7	0-2	0-5	2-12	3-6	1-3	7
*Apr 17	at Fresno State	9-31	0-0	9-31	4-19	5-12	0-0	4-11	2-8	4-7	1-1	7
*Apr 18	at Fresno State	10-31	0-0	10-31	8-20	2-11	0-4	1-8	4-14	3-7	1-4	10
*Apr 19	at Fresno State	7-26	0-0	7-26	4-12	3-14	0-1	3-10	3-8	2-7	1-1	9
Apr 22	UTEP	10-32	0-0	10-32	3-18	7-14	0-1	3-11	1-7	4-7	0-0	9
*Apr 25	NEVADA	13-34	0-0	13-34	7-18	6-16	0-0	7-14	5-12	2-7	1-3	7
*Apr 26	NEVADA	7-29	0-0	7-29	4-13	3-16	0-1	3-10	2-5	3-7	0-0	8
*Apr 27	NEVADA	4-22	0-0	4-22	1-10	3-12	0-0	0-6	0-8	3-6	0-0	5
*May 1	at UNLV	7-26	0-0	7-26	3-13	4-13	0-1	3-9	2-6	4-7	0-0	5
*May 2	at UNLV	8-24	0-0	8-24	4-13	4-11	2-4	1-4	3-9	2-7	1-3	8
*May 3	at UNLV	7-27	0-0	7-27	3-12	4-15	0-0	4-11	1-5	2-7	0-1	7
Totals		384-138	36-140	348-124	216-728	168-653	20-76	120-454	140-444	136-351	59-114	362
		.278	.257	.280	.297	.257	.263	.264	.315	.387	.518	

SITUATIONAL BREAKDOWN

Player	vs left			vs right			w/runners			w/bases empty			w/bases loaded			as leadoff			fly	gnd	fly/
	h	ab	avg	h	ab	avg	h	ab	avg	h	ab	avg	h	ab	avg	rch	op	pct	out	out	gnd
7 ARCHULETA, As	7	14	.500	55	13	.401	24	62	.387	38	89	.427	0	2	.000	34	66	.515	30	37	0.8
20 BRAMSON, Emm	4	14	.286	13	95	.137	6	51	.118	11	58	.190	0	7	.000	9	27	.333	40	46	0.9
8 BRUNNER, Kathe	2	13	.154	14	77	.182	10	48	.208	6	42	.143	2	8	.250	4	20	.200	34	27	1.3
33 CARITHERS, Sy	2	12	.167	30	10	.275	17	63	.270	15	58	.259	2	6	.333	12	30	.400	30	43	0.7
4 CASTILLO, Ava	0	0	---	0	1	.000	0	1	.000	0	0	---	0	0	---	0	0	---	0	0	0.0
38 CHAVEZ, Keyan	1	5	.200	9	59	.153	8	34	.235	2	30	.067	2	4	.500	3	18	.167	18	20	0.9
3 DAWSON, Ella	3	5	.600	7	42	.167	9	38	.237	1	9	.111	2	3	.667	2	4	.500	13	10	1.3
28 DELEON, Jessic	2	14	.143	44	12	.361	28	74	.378	18	62	.290	3	9	.333	14	37	.378	35	27	1.3
9 HANAWAHINE, J	1	3	.333	9	42	.214	7	20	.350	3	25	.120	1	1	1.000	3	15	.200	16	12	1.3
24 HEATHCOCK, G	0	1	.000	0	16	.000	0	12	.000	0	5	.000	0	1	.000	1	5	.200	5	7	0.7
27 LUDERER, Hayd	4	13	.308	22	89	.247	12	52	.231	14	50	.280	2	8	.250	10	22	.455	16	35	0.5
34 MCKENZIE, Mira	2	15	.133	36	12	.293	23	71	.324	15	67	.224	2	8	.250	12	34	.353	39	44	0.9
13 PACHECO, Mya	0	1	.000	4	11	.364	3	10	.300	1	2	.500	1	2	.500	2	2	1.000	1	4	0.2
18 RANA, Grace	0	2	.000	2	8	.250	1	5	.200	1	5	.200	0	1	.000	1	3	.333	3	5	0.6
77 TINARI, Marina	0	0	---	1	10	.100	1	5	.200	0	5	.000	0	1	.000	1	4	.250	2	6	0.3
0 VASQUEZ-DICKS	2	13	.154	49	14	.348	29	78	.372	22	76	.289	2	7	.286	17	34	.500	37	56	0.7
WILLIAMS, A.	6	15	.400	53	15	.333	38	10	.365	21	70	.300	1	8	.125	11	30	.367	42	65	0.6
Totals	36	140	.257	348	124	.280	216	728	.297	168	653	.257	20	76	.263	136	351	.387	361	444	0.8
Opponents	87	282	.309	298	108	.274	191	698	.274	194	672	.289	10	54	.185	132	344	.384	381	330	1.2

Player	pinch hitting			w/runners in scoring pos			w/runner on 3r and LT 2 out			with 2 outs			success adv runners			2- rnrns			rch	rch	kl
	h	ab	avg	h	ab	avg	rbi	op	pct	h	ab	avg	adv	op	pct	rbi	w/o	lob	err	fc	kl
7 ARCHULETA, As	2	5	.400	13	34	.382	8	9	.889	12	40	.300	37	70	.529	6	3	27	3	8	8
20 BRAMSON, Emm	0	0	---	4	32	.125	2	6	.333	6	45	.133	23	63	.365	5	10	45	5	6	3
8 BRUNNER, Kathe	1	3	.333	7	28	.250	4	10	.400	6	26	.231	23	54	.426	4	8	24	1	5	2
33 CARITHERS, Sy	0	1	.000	10	33	.303	3	5	.600	10	40	.250	38	77	.494	11	10	37	3	6	2
4 CASTILLO, Ava	0	1	.000	0	0	---	0	0	---	0	1	.000	1	1	1.000	0	0	0	1	0	0
38 CHAVEZ, Keyan	2	14	.143	6	19	.316	1	4	.250	4	23	.174	15	40	.375	3	4	20	5	3	3
3 DAWSON, Ella	7	32	.219	6	24	.250	1	5	.200	6	23	.261	17	42	.405	11	5	25	0	2	3
28 DELEON, Jessic	0	2	.000	22	55	.400	8	18	.444	16	45	.356	42	84	.500	14	6	28	4	2	4
9 HANAWAHINE, J	0	0	---	3	11	.273	0	1	.000	7	19	.368	11	22	.500	5	3	7	2	1	2
24 HEATHCOCK, G	0	8	.000	0	7	.000	0	2	.000	0	8	.000	2	13	.154	0	1	10	0	3	1
27 LUDERER, Hayd	0	0	---	8	36	.222	4	10	.400	5	33	.152	33	67	.493	8	9	32	4	8	10
34 MCKENZIE, Mira	0	3	.000	15	49	.306	7	16	.438	14	40	.350	45	84	.536	10	6	27	4	4	1
13 PACHECO, Mya	1	2	.500	3	7	.429	1	1	1.000	2	7	.286	4	10	.400	2	2	8	0	3	2
18 RANA, Grace	0	2	.000	1	4	.250	1	2	.500	1	5	.200	3	6	.500	0	2	4	0	1	0
77 TINARI, Marina	0	6	.000	1	3	.333	0	0	---	0	3	.000	2	6	.333	0	0	4	0	0	0
0 VASQUEZ-DICKS	0	0	---	16	39	.410	11	14	.786	10	34	.294	63	10	.612	3	24	28	5	7	11
WILLIAMS, A.	0	0	---	25	63	.397	8	11	.727	21	62	.339	63	11	.558	12	13	36	2	15	1
Totals	13	79	.165	140	444	.315	59	114	.518	120	454	.264	422	855	.494	94	106	373	39	74	53
Opponents	9	46	.196	119	447	.266	61	114	.535	104	433	.240	351	780	.450	69	113	338	26	50	92

Player	vs left			vs right			w/runners			w/bases empty			vs leadoff			with 2 outs			fly	gnd	fly/	
	h	ab	avg	h	ab	avg	h	ab	avg	h	ab	avg	rch	op	pct	h	ab	avg	out	out	gn	gd
5 ATCITY, Lexi	16	53	.302	26	92	.283	18	74	.243	24	71	.338	13	35	.371	7	40	.175	49	33	1.	1
2 BARELA, Caprice	9	29	.310	20	74	.270	18	62	.290	11	41	.268	12	24	.500	11	39	.282	21	31	0.	0
3 DAWSON, Ella	1	1	1.000	0	2	.000	1	1	1.000	0	2	.000	0	1	.000	1	1	1.000	0	2	0.	0
44 FRITZ, Natalie	31	11	.261	84	28	.295	57	20	.277	58	19	.293	45	10	.450	30	12	.234	131	84	1.	1
23 GUEST, McKenn	59	18	.326	93	39	.235	75	28	.263	77	29	.265	50	15	.333	44	18	.238	134	145	0.	3
25 MONTES, Nova	0	0	---	1	2	.500	1	2	.500	0	0	---	0	0	---	1	1	1.000	0	1	0.	0
77 TINARI, Marina	5	32	.156	24	51	.471	12	41	.293	17	42	.405	8	21	.381	7	22	.318	25	22	1.	0
16 UMALI, Brooke	3	14	.214	13	40	.325	9	27	.333	7	27	.259	4	13	.308	3	17	.176	21	12	1.	0
Totals	124	429	.289	261	941	.277	191	698	.274	194	672	.289	132	344	.384	104	433	.240	381	330	1.2	5
Opponents	170	516	.329	214	865	.247	216	728	.297	168	653	.257	136	351	.387	120	454	.264	361	444	0.8	9

Player	ap	qs	ip/app	*h/g	*r/g	*er/g	*bb/	*so/	k/bb	*2b/	*3b/	*hr/g	*fo/g	*go/	*bf/g	sba	att	pct
5 ATCITY, Lexi	16	5	2.23	8.24	5.50	4.71	3.34	3.93	1.2	1.37	0.20	1.37	9.62	6.48	32.7	9	11	.81
2 BARELA, Capri	16	1	1.56	8.12	7.56	5.88	4.48	5.32	1.2	1.40	0.00	1.12	5.88	8.68	35.0	11	13	.84
3 DAWSON, Ella	2	0	0.33	10.5	31.5	31.5	0.00	0.00	0.0	0.00	0.00	0.00	0.00	21.0	63.0	0	0	---
44 FRITZ, Natalie	30	15	3.36	8.00	4.31	3.75	3.06	5.42	1.8	1.32	0.21	0.70	9.11	5.84	32.0	22	24	.91
23 GUEST, McKe	35	26	4.07	7.48	4.28	3.15	2.66	6.84	2.6	1.33	0.25	0.59	6.59	7.13	32.2	17	19	.89
25 MONTES, Nov	1	0	0.33	21.0	21.0	21.0	0.00	0.00	0.0	21.0	0.00	0.00	0.00	21.0	63.0	0	0	---
77 TINARI, Marin	12	4	1.64	10.3	7.47	7.47	6.41	3.56	0.6	2.85	0.36	2.49	8.90	7.83	37.3	4	4	1.00
16 UMALI, Brook	9	1	1.41	8.84	3.32	2.76	2.76	2.76	1.0	1.66	0.55	0.00	11.6	6.63	34.2	3	3	1.00
Totals	52	52	6.48	8.00	4.88	3.99	3.28	5.63	1.7	1.45	0.23	0.83	7.91	6.85	32.9	66	74	.89
Opponents	52	52	6.67	7.75	4.38	3.63	3.23	4.12	1.3	1.51	0.20	0.44	7.28	8.96	32.8	11	17	.64

LEADERS

Batting avg		
1.	7 ARCHULETA, Ashley	.411
2.	10 WILLIAMS, Allie	.339
3.	28 DELEON, Jessica	.338
4.	0 VASQUEZ-DICKSON, DeN	.331
5.	34 MCKENZIE, Miracle	.275

Runs scored		
1.	7 ARCHULETA, Ashley	40
2.	0 VASQUEZ-DICKSON, DeN	34
3.	27 LUDERER, Hayden	22
4.	33 CARITHERS, Sydney	18
5.	10 WILLIAMS, Allie	16

Doubles		
1.	7 ARCHULETA, Ashley	13
	10 WILLIAMS, Allie	13
3.	0 VASQUEZ-DICKSON, DeN	11
4.	33 CARITHERS, Sydney	9
	28 DELEON, Jessica	9

Total bases		
1.	7 ARCHULETA, Ashley	91
2.	10 WILLIAMS, Allie	74
3.	0 VASQUEZ-DICKSON, DeN	71
4.	28 DELEON, Jessica	64
5.	34 MCKENZIE, Miracle	58

Sac bunts		
1.	0 VASQUEZ-DICKSON, DeN	18
2.	27 LUDERER, Hayden	6
	20 BRAMSON, Emma	6
4.	33 CARITHERS, Sydney	5
5.	38 CHAVEZ, Keyannah	3

Caught stealing		
1.	7 ARCHULETA, Ashley	2
2.	3 DAWSON, Ella	1
	10 WILLIAMS, Allie	1
	33 CARITHERS, Sydney	1
	0 VASQUEZ-DICKSON, DeN	1

Strikeouts		
1.	28 DELEON, Jessica	29
2.	27 LUDERER, Hayden	27
3.	0 VASQUEZ-DICKSON, DeN	22
4.	7 ARCHULETA, Ashley	20
5.	33 CARITHERS, Sydney	18

At bats		
1.	10 WILLIAMS, Allie	174
2.	0 VASQUEZ-DICKSON, DeN	154
3.	7 ARCHULETA, Ashley	151
4.	34 MCKENZIE, Miracle	138
5.	28 DELEON, Jessica	136

Games as sub		
1.	3 DAWSON, Ella	36
2.	18 RANA, Grace	29
3.	4 CASTILLO, Ava	26
4.	38 CHAVEZ, Keyannah	17
5.	2 tied at.....	11

Fielding pct		
1.	18 RANA, Grace	1.000
	24 HEATHCOCK, Georgia	1.000
	13 PACHECO, Mya	1.000
	77 TINARI, Marina	1.000
	3 DAWSON, Ella	1.000

Assists		
1.	20 BRAMSON, Emma	67
2.	33 CARITHERS, Sydney	60
3.	8 BRUNNER, Katherine	58
4.	23 GUEST, McKenna	32
5.	7 ARCHULETA, Ashley	27

Stolen bases against		
1.	28 DELEON, Jessica	41
2.	44 FRITZ, Natalie	22
3.	23 GUEST, McKenna	17
4.	33 CARITHERS, Sydney	15
5.	2 BARELA, Caprice	11

Slugging pct		
1.	7 ARCHULETA, Ashley	.603
2.	28 DELEON, Jessica	.471
3.	0 VASQUEZ-DICKSON, DeN	.461
4.	33 CARITHERS, Sydney	.438
5.	10 WILLIAMS, Allie	.425

Hits		
1.	7 ARCHULETA, Ashley	62
2.	10 WILLIAMS, Allie	59
3.	0 VASQUEZ-DICKSON, DeN	51
4.	28 DELEON, Jessica	46
5.	34 MCKENZIE, Miracle	38

Triples		
1.	7 ARCHULETA, Ashley	5
2.	0 VASQUEZ-DICKSON, DeN	3
3.	38 CHAVEZ, Keyannah	1
	10 WILLIAMS, Allie	1

Walks		
1.	7 ARCHULETA, Ashley	22
2.	28 DELEON, Jessica	21
3.	0 VASQUEZ-DICKSON, DeN	20
4.	34 MCKENZIE, Miracle	19
5.	2 tied at.....	17

Sac flies		
1.	28 DELEON, Jessica	5
2.	10 WILLIAMS, Allie	2
3.	7 tied at.....	1

Steal attempts		
1.	27 LUDERER, Hayden	5
2.	7 ARCHULETA, Ashley	4
3.	33 CARITHERS, Sydney	3
4.	0 VASQUEZ-DICKSON, DeN	2
5.	3 tied at.....	1

Grounded into DP		
1.	10 WILLIAMS, Allie	2
	8 BRUNNER, Katherine	2
	34 MCKENZIE, Miracle	2
4.	3 tied at.....	1

Games played		
1.	10 WILLIAMS, Allie	52
	0 VASQUEZ-DICKSON, DeN	52
	20 BRAMSON, Emma	52
	33 CARITHERS, Sydney	52
5.	3 tied at.....	51

Chances		
1.	34 MCKENZIE, Miracle	294
2.	28 DELEON, Jessica	196
3.	33 CARITHERS, Sydney	176
4.	20 BRAMSON, Emma	161
5.	8 BRUNNER, Katherine	101

Errors		
1.	8 BRUNNER, Katherine	7
2.	9 HANAWAHINE, Jewels	6
	10 WILLIAMS, Allie	6
	20 BRAMSON, Emma	6
5.	3 tied at.....	4

Caught stealing by		
1.	28 DELEON, Jessica	3
	33 CARITHERS, Sydney	3
3.	4 tied at.....	2

On base pct		
1.	7 ARCHULETA, Ashley	.500
2.	0 VASQUEZ-DICKSON, DeN	.416
3.	28 DELEON, Jessica	.414
4.	10 WILLIAMS, Allie	.397
5.	34 MCKENZIE, Miracle	.384

Runs batted in		
1.	28 DELEON, Jessica	33
2.	34 MCKENZIE, Miracle	27
3.	10 WILLIAMS, Allie	24
4.	0 VASQUEZ-DICKSON, DeN	23
5.	33 CARITHERS, Sydney	19

Home runs		
1.	34 MCKENZIE, Miracle	5
2.	33 CARITHERS, Sydney	4
3.	3 DAWSON, Ella	3
	28 DELEON, Jessica	3
5.	3 tied at.....	2

Hit by pitch		
1.	7 ARCHULETA, Ashley	6
	33 CARITHERS, Sydney	6
	34 MCKENZIE, Miracle	6
	27 LUDERER, Hayden	6
5.	0 VASQUEZ-DICKSON, DeN	3

Stolen bases		
1.	27 LUDERER, Hayden	5
2.	33 CARITHERS, Sydney	2
	7 ARCHULETA, Ashley	2
4.	20 BRAMSON, Emma	1
	0 VASQUEZ-DICKSON, DeN	1

Stolen base pct		
1.	20 BRAMSON, Emma	1.000
	27 LUDERER, Hayden	1.000
3.	33 CARITHERS, Sydney	.667
4.	0 VASQUEZ-DICKSON, DeN	.500
	7 ARCHULETA, Ashley	.500

Total plate appearances		
1.	0 VASQUEZ-DICKSON, DeN	196
2.	10 WILLIAMS, Allie	194
3.	7 ARCHULETA, Ashley	180
4.	34 MCKENZIE, Miracle	164
5.	28 DELEON, Jessica	162

Game starts		
1.	0 VASQUEZ-DICKSON, DeN	52
	10 WILLIAMS, Allie	52
3.	33 CARITHERS, Sydney	50
4.	34 MCKENZIE, Miracle	49
5.	28 DELEON, Jessica	48

Putouts		
1.	34 MCKENZIE, Miracle	284
2.	28 DELEON, Jessica	181
3.	33 CARITHERS, Sydney	112
4.	20 BRAMSON, Emma	88
5.	10 WILLIAMS, Allie	79

Fielding double plays		
1.	34 MCKENZIE, Miracle	8
2.	28 DELEON, Jessica	3
	20 BRAMSON, Emma	3
	8 BRUNNER, Katherine	3
5.	2 tied at.....	2

Steal attempts against		
1.	28 DELEON, Jessica	44
2.	44 FRITZ, Natalie	24
3.	23 GUEST, McKenna	19
4.	33 CARITHERS, Sydney	18
5.	2 BARELA, Caprice	13

Earned run avg		Opposing bat avg		Won-loss pct	
1. 16 UMALI, Brooke	2.76	1. 23 GUEST, McKenna	.264	1. 23 GUEST, McKenna	.600
2. 23 GUEST, McKenna	3.15	2. 2 BARELA, Caprice	.282	2. 44 FRITZ, Natalie	.333
3. 44 FRITZ, Natalie	3.75	3. 44 FRITZ, Natalie	.285	5 ATCITTY, Lexi	.333
4. 5 ATCITTY, Lexi	4.71	4. 5 ATCITTY, Lexi	.290	4. 16 UMALI, Brooke	.000
5. 2 BARELA, Caprice	5.88	5. 16 UMALI, Brooke	.296	77 TINARI, Marina	.000
Wins		Losses		Saves	
1. 23 GUEST, McKenna	15	1. 23 GUEST, McKenna	10	1. 44 FRITZ, Natalie	3
2. 44 FRITZ, Natalie	5	44 FRITZ, Natalie	10	2. 23 GUEST, McKenna	1
3. 5 ATCITTY, Lexi	1	3. 77 TINARI, Marina	4		
		4. 2 BARELA, Caprice	3		
		5. 5 ATCITTY, Lexi	2		
Innings pitched		Batters struck out		Appearances	
1. 23 GUEST, McKenna	142.1	1. 23 GUEST, McKenna	139	1. 23 GUEST, McKenna	35
2. 44 FRITZ, Natalie	100.2	2. 44 FRITZ, Natalie	78	2. 44 FRITZ, Natalie	30
3. 5 ATCITTY, Lexi	35.2	3. 5 ATCITTY, Lexi	20	3. 2 BARELA, Caprice	16
4. 2 BARELA, Caprice	25.0	4. 2 BARELA, Caprice	19	5 ATCITTY, Lexi	16
5. 77 TINARI, Marina	19.2	5. 77 TINARI, Marina	10	5. 77 TINARI, Marina	12
Games started		Games finished		Games in relief	
1. 23 GUEST, McKenna	26	1. 44 FRITZ, Natalie	12	1. 44 FRITZ, Natalie	15
2. 44 FRITZ, Natalie	15	2. 2 BARELA, Caprice	8	2 BARELA, Caprice	15
3. 5 ATCITTY, Lexi	5	3. 23 GUEST, McKenna	6	3. 5 ATCITTY, Lexi	11
4. 77 TINARI, Marina	4	5 ATCITTY, Lexi	6	4. 23 GUEST, McKenna	9
5. 2 tied at.....	1	5. 2 tied at.....	3	5. 2 tied at.....	8
Wild pitches		Balks		Hit batters	
1. 23 GUEST, McKenna	4			1. 23 GUEST, McKenna	14
2. 77 TINARI, Marina	3			2. 2 BARELA, Caprice	3
44 FRITZ, Natalie	3			44 FRITZ, Natalie	3
5 ATCITTY, Lexi	3			4. 16 UMALI, Brooke	2
5. 3 tied at.....	2			5. 77 TINARI, Marina	1
Intentional BB allowed		Runners picked off		Batters SO out looking	
				1. 23 GUEST, McKenna	40
				2. 44 FRITZ, Natalie	33
				3. 5 ATCITTY, Lexi	10
				4. 2 BARELA, Caprice	9
Sac bunts allowed		Sac flies allowed		Hits allowed	
1. 44 FRITZ, Natalie	7	1. 23 GUEST, McKenna	5	1. 16 UMALI, Brooke	16
2. 23 GUEST, McKenna	5	2. 44 FRITZ, Natalie	3	2. 77 TINARI, Marina	29
3. 2 BARELA, Caprice	3	3. 5 ATCITTY, Lexi	2	2 BARELA, Caprice	29
5 ATCITTY, Lexi	3	4. 77 TINARI, Marina	1	4. 5 ATCITTY, Lexi	42
5. 77 TINARI, Marina	2			5. 44 FRITZ, Natalie	115
Runs allowed		Earned runs allowed		Walks allowed	
1. 16 UMALI, Brooke	6	1. 16 UMALI, Brooke	5	1. 16 UMALI, Brooke	5
2. 77 TINARI, Marina	21	2. 77 TINARI, Marina	21	2. 2 BARELA, Caprice	16
3. 2 BARELA, Caprice	27	2 BARELA, Caprice	21	3. 5 ATCITTY, Lexi	17
4. 5 ATCITTY, Lexi	28	4. 5 ATCITTY, Lexi	24	4. 77 TINARI, Marina	18
5. 44 FRITZ, Natalie	62	5. 44 FRITZ, Natalie	54	5. 44 FRITZ, Natalie	44
Doubles allowed		Triples allowed		Home runs allowed	
1. 16 UMALI, Brooke	3	1. 2 BARELA, Caprice	0	1. 16 UMALI, Brooke	0
2. 2 BARELA, Caprice	5	2. 16 UMALI, Brooke	1	2. 2 BARELA, Caprice	4
3. 5 ATCITTY, Lexi	7	5 ATCITTY, Lexi	1	3. 5 ATCITTY, Lexi	7
4. 77 TINARI, Marina	8	77 TINARI, Marina	1	77 TINARI, Marina	7
5. 44 FRITZ, Natalie	19	5. 44 FRITZ, Natalie	3	5. 44 FRITZ, Natalie	10

MISC. STATS

Multiple Hit Games	2	3	4	5+	Total
7 ARCHULETA, Ashley	19	1	1	-	21
10 WILLIAMS, Allie	11	3	-	-	14
28 DELEON, Jessica	10	1	-	1	12
0 VASQUEZ-DICKSON, DeN	7	4	-	-	11
33 CARITHERS, Sydney	6	2	-	-	8
34 MCKENZIE, Miracle	5	1	-	-	6
27 LUDERER, Hayden	3	-	-	-	3
9 HANAWAHINE, Jewels	3	-	-	-	3
20 BRAMSON, Emma	2	-	-	-	2
8 BRUNNER, Katherine	2	-	-	-	2
13 PACHECO, Mya	-	1	-	-	1
3 DAWSON, Ella	1	-	-	-	1
38 CHAVEZ, Keyannah	1	-	-	-	1
TEAM	70	13	1	1	85

Multiple RBI Games	2	3	4	5+	Total
34 MCKENZIE, Miracle	8	1	-	-	9
28 DELEON, Jessica	4	2	1	-	7
0 VASQUEZ-DICKSON, DeN	4	2	-	-	6
10 WILLIAMS, Allie	3	2	-	-	5
27 LUDERER, Hayden	3	1	-	-	4
8 BRUNNER, Katherine	2	1	-	-	3
3 DAWSON, Ella	-	2	1	-	3
33 CARITHERS, Sydney	2	1	-	-	3
7 ARCHULETA, Ashley	1	1	1	-	3
9 HANAWAHINE, Jewels	2	-	-	-	2
38 CHAVEZ, Keyannah	2	-	-	-	2
13 PACHECO, Mya	1	-	-	-	1
TEAM	32	13	3	0	48

Hitting Streaks	Longest	Current
10 WILLIAMS, Allie	11	3
7 ARCHULETA, Ashley	9	1
0 VASQUEZ-DICKSON, DeN	9	-
34 MCKENZIE, Miracle	8	-
8 BRUNNER, Katherine	6	-
27 LUDERER, Hayden	5	-
28 DELEON, Jessica	5	3
33 CARITHERS, Sydney	4	-
9 HANAWAHINE, Jewels	3	2
20 BRAMSON, Emma	3	-
38 CHAVEZ, Keyannah	3	-
3 DAWSON, Ella	2	-
18 RANA, Grace	1	1
77 TINARI, Marina	1	-
13 PACHECO, Mya	1	-

Reached Base Streaks	Longest	Current
0 VASQUEZ-DICKSON, DeN	17	-
10 WILLIAMS, Allie	16	3
7 ARCHULETA, Ashley	12	1
28 DELEON, Jessica	9	3
34 MCKENZIE, Miracle	8	-
8 BRUNNER, Katherine	7	-
33 CARITHERS, Sydney	7	-
27 LUDERER, Hayden	6	-
20 BRAMSON, Emma	5	-
38 CHAVEZ, Keyannah	4	-
13 PACHECO, Mya	3	-
9 HANAWAHINE, Jewels	3	2
77 TINARI, Marina	2	-
3 DAWSON, Ella	2	-
18 RANA, Grace	1	1
24 HEATHCOCK, Georgia	1	1

CONFERENCE STANDINGS

THE 2026 LOBOS



00 DeNae Vasquez-Dickson

JR • OF • 5-4 • L/L
Grapevine, Texas (Colleyville Heritage HS)

SEASON BESTS

Hits
Doubles
Triples
Home Runs
RBI
Runs
Walks
Stolen Bases

CAREER BESTS

Hits	3	5x, last: Fresno St., 4-18-25
Doubles	1	17x, last: UNLV, 5-1-25
Triples	1	3x, last: Miss. St., 3-1-25
Home Runs	1	4x, last: San José St., 3-16-25
RBI	3	2x, last: NW St., 2-28-25
Runs	2	9x, last: St. Joseph's, 3-8-25
Walks	2	3x, last: UNLV, 5-2-25
Stolen Bases	1	6x, last: HCU, 2-7-25

STREAKS

	Current	Career Best
Hitting		9
On-Base		17

MULTI-HIT GAMES

	2	3	4	5+	TOTAL
2024	3	1	-	-	4
2025	7	4	-	-	11
2026					

MULTI-RBI GAMES

	2	3	4	5+	TOTAL
2024	7	-	-	-	7
2025	4	2	-	-	6
2026					

2026 GAME-BY-GAME

DATE	OPPONENT	POS	AB	R	H	TB	2B	3B	HR	RBI	BB	HBP	SO	SB-ATT	E
2/6	Baylor														
2/7	Mississippi St.														
2/7	Northwestern St.														
2/8	Wichita St.														
2/8	Northwestern St.														
2/13	Louisiana Tech														
2/13	Southeastern La. U														
2/14	Northwestern St.														
2/14	Nicholls														
2/15	Sam Houston														
2/18	UTEP														
2/20	Abilene Christian														
2/20	Abilene Christian														
2/21	Abilene Christian														
2/27	UTEP														
2/27	Tarleton St.														
2/28	Houston Christian														
2/28	Tarleton St.														
3/1	Houston Christian														
3/6	Mississippi St.														
3/6	Samford														
3/7	Mississippi St.														
3/7	South Alabama														
3/8	Samford														
3/10	New Mexico St.														
3/13	Grand Canyon														
3/14	Grand Canyon														
3/15	Grand Canyon														
3/17	New Mexico St.														
3/20	Colorado St.														
3/21	Colorado St.														
3/22	Colorado St.														
3/27	San Diego St.														
3/28	San Diego St.														
3/29	San Diego St.														
4/2	Boise St.														
4/3	Boise St.														
4/4	Boise St.														
4/8	UNLV														
4/8	UNLV														
4/11	Nevada														
4/12	Nevada														
4/17	Fresno St.														
4/18	Fresno St.														
4/19	Fresno St.														
4/24	San José St.														
4/25	San José St.														
4/26	San José St.														
4/30	Utah St.														
5/1	Utah St.														
5/2	Utah St.														

CAREER STATS

SEASON	GP	GS	AVG.	AB	R	H	2B	3B	HR	RBI	TB	SLG%	BB	SO	HBP	OB%	SF	SH	SB-SA	PO	A	E	FLD%
2024	53	46	.237	135	19	32	6	0	3	18	47	.348	7	19	2	.285	0	15	5-7	83	4	1	.989
2025	52	52	.331	154	34	51	11	3	1	23	71	.461	20	22	3	.416	1	18	1-2	66	5	3	.959
2026																							
TOTAL	105	98	.287	289	53	83	17	3	4	41	118	.408	27	41	5	.357	1	33	6-9	149	9	4	.975

HIGHLIGHTS

- Led team in sac bunts and second in runs scored and on-base %. Third in hits, total bases, slugging percentage, doubles and walks and fourth in RBI and batting average last season.
- Finished 3rd in NCAA in sac bunts/game (0.35), led MW in sac bunts last season.
- Led MW in sac bunts (15), finished 6th in the NCAA in sac bunts/game (.28) as a freshman.
- Her 15 sac bunts tied the MW record for sac bunts by a freshman, last done by Tiffany Messerschmidt (BYU) in 2009.
- Named MW Freshman of the Week on May 6, 2024
- Majoring in liberal arts
- Played for Glory Adkins Gold 18U

THE 2026 LOBOS



1 Gabrielle Briones

RS-SO • INF • 5-3 • R/R
Mesquite, Texas (North Mesquite HS)

SEASON BESTS

Hits
Doubles
Triples
Home Runs
RBI
Runs
Walks
Stolen Bases

CAREER BESTS

Hits 1 5x, last: San Diego State, 4-3-24
Doubles 1 2x, last: San Diego State, 4-3-24
Triples
Home Runs
RBI
Runs 1 2x, last: San Diego State, 4-3-24
Walks 1 Utah State, 4-21-24
Stolen Bases 1 Cal, 2-10-24

STREAKS

	Current	Career Best
Hitting	2	
On-Base	2	

MULTI-HIT GAMES

	2	3	4	5+	TOTAL
2024	-	-	-	-	-
2026	-	-	-	-	-

MULTI-RBI GAMES

	2	3	4	5+	TOTAL
2024	-	-	-	-	-
2026	-	-	-	-	-

2026 GAME-BY-GAME

DATE	OPPONENT	POS	AB	R	H	TB	2B	3B	HR	RBI	BB	HBP	SO	SB-ATT	E
2/6	Baylor														
2/7	Mississippi St.														
2/7	Northwestern St.														
2/8	Wichita St.														
2/8	Northwestern St.														
2/13	Louisiana Tech														
2/13	Southeastern La. U														
2/14	Northwestern St.														
2/14	Nicholls														
2/15	Sam Houston														
2/18	UTEP														
2/20	Abilene Christian														
2/20	Abilene Christian														
2/21	Abilene Christian														
2/27	UTEP														
2/27	Tarleton St.														
2/28	Houston Christian														
2/28	Tarleton St.														
3/1	Houston Christian														
3/6	Mississippi St.														
3/6	Samford														
3/7	Mississippi St.														
3/7	South Alabama														
3/8	Samford														
3/10	New Mexico St.														
3/13	Grand Canyon														
3/14	Grand Canyon														
3/15	Grand Canyon														
3/17	New Mexico St.														
3/20	Colorado St.														
3/21	Colorado St.														
3/22	Colorado St.														
3/27	San Diego St.														
3/28	San Diego St.														
3/29	San Diego St.														
4/2	Boise St.														
4/3	Boise St.														
4/4	Boise St.														
4/8	UNLV														
4/8	UNLV														
4/11	Nevada														
4/12	Nevada														
4/17	Fresno St.														
4/18	Fresno St.														
4/19	Fresno St.														
4/24	San José St.														
4/25	San José St.														
4/26	San José St.														
4/30	Utah St.														
5/1	Utah St.														
5/2	Utah St.														

CAREER STATS

SEASON	GP	GS	AVG.	AB	R	H	2B	3B	HR	RBI	TB	SLG%	BB	SO	HBP	OB%	SF	SH	SB-SA	PO	A	E	FLD%
2024	18	5	.217	23	2	5	2	0	0	0	7	.304	1	5	0	.250	0	1	1-1	5	7	0	1.000
2025																							
2026																							
TOTAL	18	5	.217	23	2	5	2	0	0	0	7	.304	1	5	0	.250	0	1	1-1	5	7	0	1.000

HIGHLIGHTS

- Medical redshirt last season
- Majoring in criminology and psychology with minor in forensic science. Wants to be either a criminal investigator or criminal/forensic psychologist
- Named the 2022 District 10-6A Defensive Player of the Year and the 2021 District 10-6A Offensive Player of the Year
- Played club ball for Texas Glory

THE 2026 LOBOS



2 Caprice Barela

SO • P • 5-6 • L/R
Las Cruces, N.M. (Centennial HS)

SEASON BESTS

IP (high)	
H (low)	
R (low)	
ER (low)	
BB (low)	
SO (high)	
BF (high)	
NP (high)	

CAREER BESTS(MIN. 3.0 IP)

IP (high)	4.1	New Mexico State, 3-11-25
H (low)	0	New Mexico St., 3-11-25
R (low)	0	New Mexico St., 3-11-25
ER (low)	0	New Mexico St., 3-11-25
BB (low)	1	2x, last: New Mexico St., 3-11-25
SO (high)	3	New Mexico St., 3-11-25
BF (high)	17	Mississippi St., 3-1-25
NP (high)	57	Mississippi St., 3-1-25

PITCHING SUPERLATIVES (MIN. 4.0 IP)

	Season	Career
5+ K		
10+ K		
1 R or Less		1
Shutout		

2026 GAME-BY-GAME

DATE	OPPONENT	W-L	ERA	CG	IP	H	R	ER	BB	SO	2B	3B	HR	BF	HBP
2/6	Baylor														
2/7	Mississippi St.														
2/7	Northwestern St.														
2/8	Wichita St.														
2/8	Northwestern St.														
2/13	Louisiana Tech														
2/13	Southeastern La. U														
2/14	Northwestern St.														
2/14	Nicholls														
2/15	Sam Houston														
2/18	UTEP														
2/20	Abilene Christian														
2/20	Abilene Christian														
2/21	Abilene Christian														
2/27	UTEP														
2/27	Tarleton St.														
2/28	Houston Christian														
2/28	Tarleton St.														
3/1	Houston Christian														
3/6	Mississippi St.														
3/6	Samford														
3/7	Mississippi St.														
3/7	South Alabama														
3/8	Samford														
3/10	New Mexico St.														
3/13	Grand Canyon														
3/14	Grand Canyon														
3/15	Grand Canyon														
3/17	New Mexico St.														
3/20	Colorado St.														
3/21	Colorado St.														
3/22	Colorado St														
3/27	San Diego St.														
3/28	San Diego St.														
3/29	San Diego St.														
4/2	Boise St.														
4/3	Boise St.														
4/4	Boise St.														
4/8	UNLV														
4/8	UNLV														
4/11	Nevada														
4/12	Nevada														
4/17	Fresno St.														
4/18	Fresno St.														
4/19	Fresno St.														
4/24	San José St.														
4/25	San José St.														
4/26	San José St.														
4/30	Utah St.														
5/1	Utah St.														
5/2	Utah St.														

CAREER STATS

SEASON	GS	APP	CG	W-L	ERA	SHO	SV	IP	H	R	ER	BB	SO	2B	3B	HR	BF	NP-STK	WP	HBP	PO	A	E	FLD%
2025	1	16	0	0-3	5.88	0/1	0	25.0	29	27	21	16	19	5	0	4	125	448-261	2	3	0	5	0	1.000
2026																								
TOTAL	1	16	0	0-3	5.88	0/1	0	25.0	29	27	21	16	19	5	0	4	125	448-261	2	3	0	5	0	1.000

HIGHLIGHTS

- Combined for a shutout against Saint Joseph's on March 8, 2025
- Didn't allow a hit in 4.1 innings against NMSU, throwing a season-high 4.1 IP. Retired first 12 batters faced.
- Two-time 5A district champion (2022, 2023), was a 5A New Mexico state runner-up in 2022 and 5A New Mexico state champion in 2024
- 5A all-state pitcher in 2023 and 5A all-district pitcher in 2021, 2022 and 2023
- Played for NM Ice and Zia Storm
- Wear #2 because her older sisters wore 2 growing up.
- Majoring in business administration.

THE 2026 LOBOS



3 Ella Dawson

SO • UTIL • 5-9 • R/R
Aldie, Va. (John Champe HS)

SEASON BESTS

Hits
Doubles
Triples
Home Runs
RBI
Runs
Walks
Stolen Bases

CAREER BESTS

Hits 2 Mississippi St., 3-1-25
Doubles
Triples
Home Runs 1 3x, last: St. Joseph's, 3-8-25
RBI 4 North Dakota, 2-22-25
Runs 1 5x, last: Utah State, 4-2-25
Walks 1 6x, last: Nevada, 4-26-25
Stolen Bases

STREAKS

	Current	Career Best
Hitting	2	
On-Base	2	

MULTI-HIT GAMES

	2	3	4	5+	TOTAL
2025	1	-	-	-	1
2026					

MULTI-RBI GAMES

	2	3	4	5+	TOTAL
2025	-	2	1	-	3
2026					

2026 GAME-BY-GAME (HITTING)

DATE	OPPONENT	POS	AB	R	H	TB	2B	3B	HR	RBI	BB	HBP	SO	SB-ATT	E
2/6	Baylor														
2/7	Mississippi St.														
2/7	Northwestern St.														
2/8	Wichita St.														
2/8	Northwestern St.														
2/13	Louisiana Tech														
2/13	Southeastern La. U														
2/14	Northwestern St.														
2/14	Nicholls														
2/15	Sam Houston														
2/18	UTEP														
2/20	Abilene Christian														
2/20	Abilene Christian														
2/21	Abilene Christian														
2/27	UTEP														
2/27	Tarleton St.														
2/28	Houston Christian														
2/28	Tarleton St.														
3/1	Houston Christian														
3/6	Mississippi St.														
3/6	Samford														
3/7	Mississippi St.														
3/7	South Alabama														
3/8	Samford														
3/10	New Mexico St.														
3/13	Grand Canyon														
3/14	Grand Canyon														
3/15	Grand Canyon														
3/17	New Mexico St.														
3/20	Colorado St.														
3/21	Colorado St.														
3/22	Colorado St														
3/27	San Diego St.														
3/28	San Diego St.														
3/29	San Diego St.														
4/2	Boise St.														
4/3	Boise St.														
4/4	Boise St.														
4/8	UNLV														
4/8	UNLV														
4/11	Nevada														
4/12	Nevada														
4/17	Fresno St.														
4/18	Fresno St.														
4/19	Fresno St.														
4/24	San José St.														
4/25	San José St.														
4/26	San José St.														
4/30	Utah St.														
5/1	Utah St.														
5/2	Utah St.														

CAREER STATS

SEASON	GP	GS	AVG.	AB	R	H	2B	3B	HR	RBI	TB	SLG%	BB	SO	HBP	OB%	SF	SH	SB-SA	PO	A	E	FLD%
2025	41	5	.213	47	5	10	0	0	3	12	19	.404	6	14	1	.315	0	0	0-1	3	0	0	1.000
2026																							
TOTAL	41	5	.213	47	5	10	0	0	3	12	19	.404	6	14	1	.315	0	0	0-1	3	0	0	1.000

HIGHLIGHTS

- First career hit came on her first at-bat, which scored the game-ending run in the 5th inning against Texas A&M-Corpus Christi in the 2025 season opener.
- Hit a pinch-hit 3-run home run against Houston in the 5th inning last season.
- Hit a pinch-hit grand slam in the Feb. 22 game against North Dakota in the 3rd inning
- Hit a pinch-hit 3-run home run against Saint Joseph's on March 8 to end the game in 5
- Named to the first team all-district her freshman and sophomore years while also being named first team all-region and second team all-state as a sophomore
- Named district player of the year, first team all-region and first team all-district as a junior
- Played for Lady Dukes Lamar, Top Gun National and Virginia Glory.
- Majoring in business administration

THE 2026 LOBOS



3 Ella Dawson

SO • UTIL • 5-9 • R/R
Aldie, Va. (John Champe HS)

SEASON BESTS

IP (high)
H (low)
R (low)
ER (low)
BB (low)
SO (high)
BF (high)
NP (high)

CAREER BESTS (MIN. 3.0 IP)

IP (high)
H (low)
R (low)
ER (low)
BB (low)
SO (high)
BF (high)
NP (high)

PITCHING SUPERLATIVES (MIN. 4.0 IP)

	Season	Career
5+ K		
10+ K		
1 R or Less		
Shutout		

2026 GAME-BY-GAME (PITCHING)

DATE	OPPONENT	W-L	ERA	CG	IP	H	R	ER	BB	SO	2B	3B	HR	BF	HBP
2/6	Baylor														
2/7	Mississippi St.														
2/7	Northwestern St.														
2/8	Wichita St.														
2/8	Northwestern St.														
2/13	Louisiana Tech														
2/13	Southeastern La. U														
2/14	Northwestern St.														
2/14	Nicholls														
2/15	Sam Houston														
2/18	UTEP														
2/20	Abilene Christian														
2/20	Abilene Christian														
2/21	Abilene Christian														
2/27	UTEP														
2/27	Tarleton St.														
2/28	Houston Christian														
2/28	Tarleton St.														
3/1	Houston Christian														
3/6	Mississippi St.														
3/6	Samford														
3/7	Mississippi St.														
3/7	South Alabama														
3/8	Samford														
3/10	New Mexico St.														
3/13	Grand Canyon														
3/14	Grand Canyon														
3/15	Grand Canyon														
3/17	New Mexico St.														
3/20	Colorado St.														
3/21	Colorado St.														
3/22	Colorado St.														
3/27	San Diego St.														
3/28	San Diego St.														
3/29	San Diego St.														
4/2	Boise St.														
4/3	Boise St.														
4/4	Boise St.														
4/8	UNLV														
4/8	UNLV														
4/11	Nevada														
4/12	Nevada														
4/17	Fresno St.														
4/18	Fresno St.														
4/19	Fresno St.														
4/24	San José St.														
4/25	San José St.														
4/26	San José St.														
4/30	Utah St.														
5/1	Utah St.														
5/2	Utah St.														

CAREER STATS

SEASON	GS	APP	CG	W-L	ERA	SHO	SV	IP	H	R	ER	BB	SO	2B	3B	HR	BF	NP-STK	WP	HBP	PO	A	E	FLD%
2025	0	2	0	0-0	31.50	0	0	0.2	1	3	3	3	0	0	0	0	6	34-17	0	0	0	0	0	.000
2026																								
TOTAL	0	2	0	0-0	31.50	0	0	0.2	1	3	3	3	0	0	0	0	6	34-17	0	0	0	0	0	.000

HIGHLIGHTS

- Named to the first team all-district her freshman and sophomore years while also being named first team all-region and second team all-state as a sophomore
- Named district player of the year, first team all-region and first team all-district as a junior
- Played for Lady Dukes Lamar, Top Gun National and Virginia Glory.
- Majoring in business administration

THE 2026 LOBOS



5 Estrella Rowe
FR • INF • 5-7 • R/R
Friendswood, Texas (Clear Brook HS)

SEASON BESTS	
Hits	
Doubles	
Triples	
Home Runs	
RBI	
Runs	
Walks	
Stolen Bases	

CAREER BESTS	
Hits	
Doubles	
Triples	
Home Runs	
RBI	
Runs	
Walks	
Stolen Bases	

STREAKS	
	Current Career Best
Hitting	
On-Base	

MULTI-HIT GAMES					
	2	3	4	5+	TOTAL
2026					


MULTI-RBI GAMES					
	2	3	4	5+	TOTAL
2026					

2026 GAME-BY-GAME																
DATE	OPPONENT	POS	AB	R	H	TB	2B	3B	HR	RBI	BB	HBP	SO	SB-ATT	E	
2/6	Baylor															
2/7	Mississippi St.															
2/7	Northwestern St.															
2/8	Wichita St.															
2/8	Northwestern St.															
2/13	Louisiana Tech															
2/13	Southeastern La. U															
2/14	Northwestern St.															
2/14	Nicholls															
2/15	Sam Houston															
2/18	UTEP															
2/20	Abilene Christian															
2/20	Abilene Christian															
2/21	Abilene Christian															
2/27	UTEP															
2/27	Tarleton St.															
2/28	Houston Christian															
2/28	Tarleton St.															
3/1	Houston Christian															
3/6	Mississippi St.															
3/6	Samford															
3/7	Mississippi St.															
3/7	South Alabama															
3/8	Samford															
3/10	New Mexico St.															
3/13	Grand Canyon															
3/14	Grand Canyon															
3/15	Grand Canyon															
3/17	New Mexico St.															
3/20	Colorado St.															
3/21	Colorado St.															
3/22	Colorado St.															
3/27	San Diego St.															
3/28	San Diego St.															
3/29	San Diego St.															
4/2	Boise St.															
4/3	Boise St.															
4/4	Boise St.															
4/8	UNLV															
4/8	UNLV															
4/11	Nevada															
4/12	Nevada															
4/17	Fresno St.															
4/18	Fresno St.															
4/19	Fresno St.															
4/24	San José St.															
4/25	San José St.															
4/26	San José St.															
4/30	Utah St.															
5/1	Utah St.															
5/2	Utah St.															

CAREER STATS																			
SEASON	GP	GS	AVG.	AB	R	H	2B	3B	HR	RBI	TB	SLG%	BB	SO	HBP	OB%	SF	SH	SB-SA
2026																			
TOTAL																			

- HIGHLIGHTS
- Majoring in biology.
 - Graduated from Clear Brook High School. Was selected to the Second Team All-District twice as a third baseman.
 - Played for Strykers National Esparza, Bombers Gold National and Illusions Gold Sessum

THE 2026 LOBOS



6

Alyssa Hensgen

FR • P • 5-11 • R/R

Lakewood, Calif. (Mayfair HS)

SEASON BESTS

IP (high)

H (low)

R (low)

ER (low)

BB (low)

SO (high)

BF (high)

NP (high)

CAREER BESTS (MIN. 3.0 IP)

IP (high)

H (low)

R (low)

ER (low)

BB (low)

SO (high)

BF (high)

NP (high)

PITCHING SUPERLATIVES (MIN. 4.0 IP)

Season

Career

5+ K

10+ K

1 R or Less

Shutout

2026 GAME-BY-GAME																
DATE	OPPONENT	W-L	ERA	CG	IP	H	R	ER	BB	SO	2B	3B	HR	BF	HBP	
2/6	Baylor															
2/7	Mississippi St.															
2/7	Northwestern St.															
2/8	Wichita St.															
2/8	Northwestern St.															
2/13	Louisiana Tech															
2/13	Southeastern La. U															
2/14	Northwestern St.															
2/14	Nicholls															
2/15	Sam Houston															
2/18	UTEP															
2/20	Abilene Christian															
2/20	Abilene Christian															
2/21	Abilene Christian															
2/27	UTEP															
2/27	Tarleton St.															
2/28	Houston Christian															
2/28	Tarleton St.															
3/1	Houston Christian															
3/6	Mississippi St.															
3/6	Samford															
3/7	Mississippi St.															
3/7	South Alabama															
3/8	Samford															
3/10	New Mexico St.															
3/13	Grand Canyon															
3/14	Grand Canyon															
3/15	Grand Canyon															
3/17	New Mexico St.															
3/20	Colorado St.															
3/21	Colorado St.															
3/22	Colorado St															
3/27	San Diego St.															
3/28	San Diego St.															
3/29	San Diego St.															
4/2	Boise St.															
4/3	Boise St.															
4/4	Boise St.															
4/8	UNLV															
4/8	UNLV															
4/11	Nevada															
4/12	Nevada															
4/17	Fresno St.															
4/18	Fresno St.															
4/19	Fresno St.															
4/24	San José St.															
4/25	San José St.															
4/26	San José St.															
4/30	Utah St.															
5/1	Utah St.															
5/2	Utah St.															

CAREER STATS																								
SEASON	GS	APP	CG	W-L	ERA	SHO	SV	IP	H	R	ER	BB	SO	2B	3B	HR	BF	NP-STK	WP	HBP	PO	A	E	FLD%
2026																								
TOTAL																								

- HIGHLIGHTS
- Majoring in business administration.
 - Earned First Team All-Suburban League and academically, earned a spot on the High Honor Roll and the Scholar-Athlete Award after holding a 4.4 GPA.
 - Played for USA Athletics Rogers 18U Gold.

THE 2026 LOBOS



7 Caitlin Benningfield

FR • UTIL • 5-9 • R/R
Round Rock, Texas (Cedar Ridge HS)

SEASON BESTS	
Hits	
Doubles	
Triples	
Home Runs	
RBI	
Runs	
Walks	
Stolen Bases	

CAREER BESTS	
Hits	
Doubles	
Triples	
Home Runs	
RBI	
Runs	
Walks	
Stolen Bases	

STREAKS	
	Current Career Best
Hitting	
On-Base	

MULTI-HIT GAMES					
	2	3	4	5+	TOTAL
2026					

MULTI-RBI GAMES					
	2	3	4	5+	TOTAL
2026					

2026 GAME-BY-GAME (HITTING)

DATE	OPPONENT	POS	AB	R	H	TB	2B	3B	HR	RBI	BB	HBP	SO	SB-ATT	E
2/6	Baylor														
2/7	Mississippi St.														
2/7	Northwestern St.														
2/8	Wichita St.														
2/8	Northwestern St.														
2/13	Louisiana Tech														
2/13	Southeastern La. U														
2/14	Northwestern St.														
2/14	Nicholls														
2/15	Sam Houston														
2/18	UTEP														
2/20	Abilene Christian														
2/20	Abilene Christian														
2/21	Abilene Christian														
2/27	UTEP														
2/27	Tarleton St.														
2/28	Houston Christian														
2/28	Tarleton St.														
3/1	Houston Christian														
3/6	Mississippi St.														
3/6	Samford														
3/7	Mississippi St.														
3/7	South Alabama														
3/8	Samford														
3/10	New Mexico St.														
3/13	Grand Canyon														
3/14	Grand Canyon														
3/15	Grand Canyon														
3/17	New Mexico St.														
3/20	Colorado St.														
3/21	Colorado St.														
3/22	Colorado St														
3/27	San Diego St.														
3/28	San Diego St.														
3/29	San Diego St.														
4/2	Boise St.														
4/3	Boise St.														
4/4	Boise St.														
4/8	UNLV														
4/8	UNLV														
4/11	Nevada														
4/12	Nevada														
4/17	Fresno St.														
4/18	Fresno St.														
4/19	Fresno St.														
4/24	San José St.														
4/25	San José St.														
4/26	San José St.														
4/30	Utah St.														
5/1	Utah St.														
5/2	Utah St.														


CAREER STATS

SEASON	GP	GS	AVG.	AB	R	H	2B	3B	HR	RBI	TB	SLG%	BB	SO	HBP	OB%	SF	SH	SB-SA	PO	A	E	FLD%
2026																							
TOTAL																							

HIGHLIGHTS

- Majoring in elementary education.
- Won the 26-6A district playoffs, before moving on to win the bi-district and advancing to the third round of the playoffs in 2024
- Named Offensive Player of the Year in 2024, Co-Pitcher of the Year in 2023, All-Centex Team in 2024, to the All-District First Team in 2023 and Newcomer of the Year in 2022.
- Hit .516 while holding a 0.98 ERA in the circle in 2024.
- Named the Austin Area High School Sports Softball Player of the Year in 2025.

THE 2026 LOBOS



7

Caitlin Benningfield

FR • UTIL • 5-9 • R/R

Round Rock, Texas (Cedar Ridge HS)

SEASON BESTS

IP (high)

H (low)

R (low)

ER (low)

BB (low)

SO (high)

BF (high)

NP (high)

CAREER BESTS (MIN. 3.0 IP)

IP (high)

H (low)

R (low)

ER (low)

BB (low)

SO (high)

BF (high)

NP (high)

PITCHING SUPERLATIVES (MIN. 4.0 IP)

Season

Career

5+ K

10+ K

1 R or Less

Shutout

2026 GAME-BY-GAME (PITCHING)																
DATE	OPPONENT	W-L	ERA	CG	IP	H	R	ER	BB	SO	2B	3B	HR	BF	HBP	
2/6	Baylor															
2/7	Mississippi St.															
2/7	Northwestern St.															
2/8	Wichita St.															
2/8	Northwestern St.															
2/13	Louisiana Tech															
2/13	Southeastern La. U															
2/14	Northwestern St.															
2/14	Nicholls															
2/15	Sam Houston															
2/18	UTEP															
2/20	Abilene Christian															
2/20	Abilene Christian															
2/21	Abilene Christian															
2/27	UTEP															
2/27	Tarleton St.															
2/28	Houston Christian															
2/28	Tarleton St.															
3/1	Houston Christian															
3/6	Mississippi St.															
3/6	Samford															
3/7	Mississippi St.															
3/7	South Alabama															
3/8	Samford															
3/10	New Mexico St.															
3/13	Grand Canyon															
3/14	Grand Canyon															
3/15	Grand Canyon															
3/17	New Mexico St.															
3/20	Colorado St.															
3/21	Colorado St.															
3/22	Colorado St.															
3/27	San Diego St.															
3/28	San Diego St.															
3/29	San Diego St.															
4/2	Boise St.															
4/3	Boise St.															
4/4	Boise St.															
4/8	UNLV															
4/8	UNLV															
4/11	Nevada															
4/12	Nevada															
4/17	Fresno St.															
4/18	Fresno St.															
4/19	Fresno St.															
4/24	San José St.															
4/25	San José St.															
4/26	San José St.															
4/30	Utah St.															
5/1	Utah St.															
5/2	Utah St.															

CAREER STATS																								
SEASON	GS	APP	CG	W-L	ERA	SHO	SV	IP	H	R	ER	BB	SO	2B	3B	HR	BF	NP-STK	WP	HBP	PO	A	E	FLD%
2026																								
TOTAL																								

- HIGHLIGHTS
- Majoring in elementary education.
 - Won the 26-6A district playoffs, before moving on to win the bi-district and advancing to the third round of the playoffs in 2024
 - Named Offensive Player of the Year in 2024, Co-Pitcher of the Year in 2023, All-Centex Team in 2024, to the All-District First Team in 2023 and Newcomer of the Year in 2022.
 - Hit .516 while holding a 0.98 ERA in the circle in 2024.
 - Named the Austin Area High School Sports Softball Player of the Year in 2025.

THE 2026 LOBOS



8 Arianna Capek

FR • P • 5-6 • R/R
Canyon Lake, Texas (Smithson Valley HS)

SEASON BESTS

IP (high)
H (low)
R (low)
ER (low)
BB (low)
SO (high)
BF (high)
NP (high)

CAREER BESTS (MIN. 3.0 IP)

IP (high)
H (low)
R (low)
ER (low)
BB (low)
SO (high)
BF (high)
NP (high)

PITCHING SUPERLATIVES (MIN. 4.0 IP)

	Season	Career
5+ K		
10+ K		
1 R or Less		
Shutout		

2026 GAME-BY-GAME

DATE	OPPONENT	W-L	ERA	CG	IP	H	R	ER	BB	SO	2B	3B	HR	BF	HBP
2/6	Baylor														
2/7	Mississippi St.														
2/7	Northwestern St.														
2/8	Wichita St.														
2/8	Northwestern St.														
2/13	Louisiana Tech														
2/13	Southeastern La. U														
2/14	Northwestern St.														
2/14	Nicholls														
2/15	Sam Houston														
2/18	UTEP														
2/20	Abilene Christian														
2/20	Abilene Christian														
2/21	Abilene Christian														
2/27	UTEP														
2/27	Tarleton St.														
2/28	Houston Christian														
2/28	Tarleton St.														
3/1	Houston Christian														
3/6	Mississippi St.														
3/6	Samford														
3/7	Mississippi St.														
3/7	South Alabama														
3/8	Samford														
3/10	New Mexico St.														
3/13	Grand Canyon														
3/14	Grand Canyon														
3/15	Grand Canyon														
3/17	New Mexico St.														
3/20	Colorado St.														
3/21	Colorado St.														
3/22	Colorado St														
3/27	San Diego St.														
3/28	San Diego St.														
3/29	San Diego St.														
4/2	Boise St.														
4/3	Boise St.														
4/4	Boise St.														
4/8	UNLV														
4/8	UNLV														
4/11	Nevada														
4/12	Nevada														
4/17	Fresno St.														
4/18	Fresno St.														
4/19	Fresno St.														
4/24	San José St.														
4/25	San José St.														
4/26	San José St.														
4/30	Utah St.														
5/1	Utah St.														
5/2	Utah St.														

CAREER STATS

SEASON	GS	APP	CG	W-L	ERA	SHO	SV	IP	H	R	ER	BB	SO	2B	3B	HR	BF	NP-STK	WP	HBP	PO	A	E	FLD%
2026																								
TOTAL																								

HIGHLIGHTS

- Majoring in business administration.
- Pitched a perfect game with 12 strikeouts to become undefeated district champions in 2025.
- Recorded her 400th career strikeout her junior season after pitching 137.1 innings with a 1.63 ERA and 186 strikeouts as a junior and her 600th career strikeout in her senior season.
- Played for Hotshots National Naudin/Villegas.

THE 2026 LOBOS



9 Jewels Hanawahine

JR • INF • 5-9 • R/R
Waimanalo, Hawai'i (Kamehameha Kapalama)

SEASON BESTS

Hits
Doubles
Triples
Home Runs
RBI
Runs
Walks
Stolen Bases

CAREER BESTS

Hits 2 3x, last: UNLV, 5-3-25
Doubles 1 4x, last: Nevada, 4-27-25
Triples
Home Runs
RBI 2 2x, last: UNLV, 5-2-25
Runs 1 3x, last: Nevada, 4-26-25
Walks
Stolen Bases

STREAKS

	Current	Career Best
Hitting	2	3
On-Base	2	3

MULTI-HIT GAMES

	2	3	4	5+	TOTAL
2024	-	-	-	-	-
2025	3	-	-	-	3
2026					

MULTI-RBI GAMES

	2	3	4	5+	TOTAL
2024	-	-	-	-	-
2025	2	-	-	-	2
2026					

2026 GAME-BY-GAME

DATE	OPPONENT	POS	AB	R	H	TB	2B	3B	HR	RBI	BB	HBP	SO	SB-ATT	E
2/6	Baylor														
2/7	Mississippi St.														
2/7	Northwestern St.														
2/8	Wichita St.														
2/8	Northwestern St.														
2/13	Louisiana Tech														
2/13	Southeastern La. U														
2/14	Northwestern St.														
2/14	Nicholls														
2/15	Sam Houston														
2/18	UTEP														
2/20	Abilene Christian														
2/20	Abilene Christian														
2/21	Abilene Christian														
2/27	UTEP														
2/27	Tarleton St.														
2/28	Houston Christian														
2/28	Tarleton St.														
3/1	Houston Christian														
3/6	Mississippi St.														
3/6	Samford														
3/7	Mississippi St.														
3/7	South Alabama														
3/8	Samford														
3/10	New Mexico St.														
3/13	Grand Canyon														
3/14	Grand Canyon														
3/15	Grand Canyon														
3/17	New Mexico St.														
3/20	Colorado St.														
3/21	Colorado St.														
3/22	Colorado St														
3/27	San Diego St.														
3/28	San Diego St.														
3/29	San Diego St.														
4/2	Boise St.														
4/3	Boise St.														
4/4	Boise St.														
4/8	UNLV														
4/8	UNLV														
4/11	Nevada														
4/12	Nevada														
4/17	Fresno St.														
4/18	Fresno St.														
4/19	Fresno St.														
4/24	San José St.														
4/25	San José St.														
4/26	San José St.														
4/30	Utah St.														
5/1	Utah St.														
5/2	Utah St.														

CAREER STATS

SEASON	GP	GS	AVG.	AB	R	H	2B	3B	HR	RBI	TB	SLG%	BB	SO	HBP	OB%	SF	SH	SB-SA	PO	A	E	FLD%
2024	4	0	.250	4	0	1	0	0	0	0	1	.250	0	3	0	.250	0	0	0-0	0	0	0	.000
2025	21	18	.222	45	3	10	4	0	0	5	14	.311	0	7	1	.239	0	2	0-0	15	26	6	.872
2026																							
TOTAL	25	18	.224	49	3	11	4	0	0	5	15	.306	0	10	1	.240	0	2	0-0	15	26	6	.872

HIGHLIGHTS

- Started 8 games at second, 7 at third and 3 at shortstop.
- Ended season on a 2-game hitting streak
- Majoring in business administration.
- Played for Firecrackers Rico 18U, Firecrackers Brasher Smith and Firecrackers Hawaii.
- Wears #9 because she and her two siblings were all born on the 9th of different months.

THE 2026 LOBOS



10 Allie Williams

SO • OF • 5-5 • R/R
Houston, Texas (Episcopal HS)

SEASON BESTS

Hits
Doubles
Triples
Home Runs
RBI
Runs
Walks
Stolen Bases

CAREER BESTS

Hits 3 3x, last: Utah State, 4-2-25
Doubles 2 2x, last: Texas Southern, 2-22-25
Triples 1 Fresno State, 4-17-25
Home Runs
RBI 3 2x, last: St. Thomas, 2-14-25
Runs 2 2x, last: NW St., 2-28-25
Walks 2 Texas State, 2-16-25
Stolen Bases

STREAKS

	Current	Career Best
Hitting	3	11
On-Base	3	16

MULTI-HIT GAMES

	2	3	4	5+	TOTAL
2025	11	3	-	-	14
2026					

MULTI-RBI GAMES

	2	3	4	5+	TOTAL
2025	3	2	-	-	5
2026					

2026 GAME-BY-GAME

DATE	OPPONENT	POS	AB	R	H	TB	2B	3B	HR	RBI	BB	HBP	SO	SB-ATT	E
2/6	Baylor														
2/7	Mississippi St.														
2/7	Northwestern St.														
2/8	Wichita St.														
2/8	Northwestern St.														
2/13	Louisiana Tech														
2/13	Southeastern La. U														
2/14	Northwestern St.														
2/14	Nicholls														
2/15	Sam Houston														
2/18	UTEP														
2/20	Abilene Christian														
2/20	Abilene Christian														
2/21	Abilene Christian														
2/27	UTEP														
2/27	Tarleton St.														
2/28	Houston Christian														
2/28	Tarleton St.														
3/1	Houston Christian														
3/6	Mississippi St.														
3/6	Samford														
3/7	Mississippi St.														
3/7	South Alabama														
3/8	Samford														
3/10	New Mexico St.														
3/13	Grand Canyon														
3/14	Grand Canyon														
3/15	Grand Canyon														
3/17	New Mexico St.														
3/20	Colorado St.														
3/21	Colorado St.														
3/22	Colorado St.														
3/27	San Diego St.														
3/28	San Diego St.														
3/29	San Diego St.														
4/2	Boise St.														
4/3	Boise St.														
4/4	Boise St.														
4/8	UNLV														
4/8	UNLV														
4/11	Nevada														
4/12	Nevada														
4/17	Fresno St.														
4/18	Fresno St.														
4/19	Fresno St.														
4/24	San José St.														
4/25	San José St.														
4/26	San José St.														
4/30	Utah St.														
5/1	Utah St.														
5/2	Utah St.														

CAREER STATS

SEASON	GP	GS	AVG.	AB	R	H	2B	3B	HR	RBI	TB	SLG%	BB	SO	HBP	OB%	SF	SH	SB-SA	PO	A	E	FLD%
2025	49	49	.340	162	15	55	12	1	0	24	69	.426	17	7	1	.401	2	0	0-1	77	0	6	.928
2026																							
TOTAL	49	49	.340	162	15	55	12	1	0	24	69	.426	17	7	1	.401	2	0	0-1	77	0	6	.928

HIGHLIGHTS

- Earned MW Honorable Mention in 2025
- Ended season on a 3-game hitting streak
- Second on the team in batting average, hits and total bases as a freshman. Third in RBI and tied for team lead in doubles.
- Was 42nd in NCAA and 1st in MW last season in toughest to strike out (24.9)
- Majoring in business administration.
- Named to the Houston Chronicle All Private School Team and to the VYPE Sports All Private School Team in both 2022 and 2023.
- Was the VYPE Private School Player of the Year in 2023 and 2024.
- Third member in her immediate family to play a collegiate sport, joining her mother who played basketball at Howard and her father who played football at Howard.

THE 2026 LOBOS



12 Melanie Macias

FR • INF • 5-6 • R/R
Albuquerque, N.M. (Atrisco Heritage Academy)

SEASON BESTS

Hits
Doubles
Triples
Home Runs
RBI
Runs
Walks
Stolen Bases

CAREER BESTS

Hits
Doubles
Triples
Home Runs
RBI
Runs
Walks
Stolen Bases

STREAKS

Current Career Best
Hitting
On-Base

MULTI-HIT GAMES

	2	3	4	5+	TOTAL
2026					

MULTI-RBI GAMES

	2	3	4	5+	TOTAL
2026					

2026 GAME-BY-GAME

DATE	OPPONENT	POS	AB	R	H	TB	2B	3B	HR	RBI	BB	HBP	SO	SB-ATT	E
2/6	Baylor														
2/7	Mississippi St.														
2/7	Northwestern St.														
2/8	Wichita St.														
2/8	Northwestern St.														
2/13	Louisiana Tech														
2/13	Southeastern La. U														
2/14	Northwestern St.														
2/14	Nicholls														
2/15	Sam Houston														
2/18	UTEP														
2/20	Abilene Christian														
2/20	Abilene Christian														
2/21	Abilene Christian														
2/27	UTEP														
2/27	Tarleton St.														
2/28	Houston Christian														
2/28	Tarleton St.														
3/1	Houston Christian														
3/6	Mississippi St.														
3/6	Samford														
3/7	Mississippi St.														
3/7	South Alabama														
3/8	Samford														
3/10	New Mexico St.														
3/13	Grand Canyon														
3/14	Grand Canyon														
3/15	Grand Canyon														
3/17	New Mexico St.														
3/20	Colorado St.														
3/21	Colorado St.														
3/22	Colorado St														
3/27	San Diego St.														
3/28	San Diego St.														
3/29	San Diego St.														
4/2	Boise St.														
4/3	Boise St.														
4/4	Boise St.														
4/8	UNLV														
4/8	UNLV														
4/11	Nevada														
4/12	Nevada														
4/17	Fresno St.														
4/18	Fresno St.														
4/19	Fresno St.														
4/24	San José St.														
4/25	San José St.														
4/26	San José St.														
4/30	Utah St.														
5/1	Utah St.														
5/2	Utah St.														

CAREER STATS

SEASON	GP	GS	AVG.	AB	R	H	2B	3B	HR	RBI	TB	SLG%	BB	SO	HBP	OB%	SF	SH	SB-SA	PO	A	E	FLD%
2026																							
TOTAL																							

HIGHLIGHTS

- Majoring in elementary education
- Selected to the Second Team All-District in 2022 as a pitcher, the Second Team All-District in 2023 as a utility player and to the 5A First Team All-Metro in 2023
- Lettered in track and volleyball
- Played for NM Suncats 18u Gold National – Gandert
- Parents both graduated from UNM

THE 2026 LOBOS



13 Briana Williams

FR • OF • 5-5 • L/R

Denton, Texas (John H. Guyer HS)

SEASON BESTS
Hits
Doubles
Triples
Home Runs
RBI
Runs
Walks
Stolen Bases

CAREER BESTS
Hits
Doubles
Triples
Home Runs
RBI
Runs
Walks
Stolen Bases

STREAKS
Current Career Best
Hitting
On-Base

MULTI-HIT GAMES
2345+TOTAL
2026

MULTI-RBI GAMES
2345+TOTAL
2026

2026 GAME-BY-GAME																
DATE	OPPONENT	POS	AB	R	H	TB	2B	3B	HR	RBI	BB	HBP	SO	SB-ATT	E	
2/6	Baylor															
2/7	Mississippi St.															
2/7	Northwestern St.															
2/8	Wichita St.															
2/8	Northwestern St.															
2/13	Louisiana Tech															
2/13	Southeastern La. U															
2/14	Northwestern St.															
2/14	Nicholls															
2/15	Sam Houston															
2/18	UTEP															
2/20	Abilene Christian															
2/20	Abilene Christian															
2/21	Abilene Christian															
2/27	UTEP															
2/27	Tarleton St.															
2/28	Houston Christian															
2/28	Tarleton St.															
3/1	Houston Christian															
3/6	Mississippi St.															
3/6	Samford															
3/7	Mississippi St.															
3/7	South Alabama															
3/8	Samford															
3/10	New Mexico St.															
3/13	Grand Canyon															
3/14	Grand Canyon															
3/15	Grand Canyon															
3/17	New Mexico St.															
3/20	Colorado St.															
3/21	Colorado St.															
3/22	Colorado St															
3/27	San Diego St.															
3/28	San Diego St.															
3/29	San Diego St.															
4/2	Boise St.															
4/3	Boise St.															
4/4	Boise St.															
4/8	UNLV															
4/8	UNLV															
4/11	Nevada															
4/12	Nevada															
4/17	Fresno St.															
4/18	Fresno St.															
4/19	Fresno St.															
4/24	San José St.															
4/25	San José St.															
4/26	San José St.															
4/30	Utah St.															
5/1	Utah St.															
5/2	Utah St.															

CAREER STATS																								
SEASON	GP	GS	AVG.	AB	R	H	2B	3B	HR	RBI	TB	SLG%	BB	SO	HBP	OB%	SF	SH	SB-SA	PO	A	E	FLD%	
2026																								
TOTAL																								

- HIGHLIGHTS
- Majoring in business administration
 - Twice earned First Team All-District her sophomore and junior year
 - Named to the 6A Softball State Tournament All-Tournament Team
 - Made it to the 6A state finals in 2023 and was a 6A state semifinalist in 2024... 6A Division II Region I champion in 2025
 - Tied the 6A state record for most hits in a state tournament game with four hits
 - Also lettered in basketball
 - Played for Titans Buettner, Impact Gold Rodriguez and Glory Adkins Gold

THE 2026 LOBOS



14 Mya Pacheco

RS-FR • INF • 5-3 • R/R

Rio Rancho, N.M. (V. Sue Cleveland HS)

SEASON BESTS

Hits
Doubles
Triples
Home Runs
RBI
Runs
Walks
Stolen Bases

CAREER BESTS

Hits 3 St. Thomas, 2-14-25
Doubles
Triples
Home Runs
RBI 2 St. Thomas, 2-14-25
Runs 1 Texas State, 2-16-25
Walks 1 Texas State, 2-15-25
Stolen Bases

STREAKS

	Current	Career Best
Hitting		1
On-Base		3

MULTI-HIT GAMES

	2	3	4	5+	TOTAL
2025	-	1	-	-	1
2026					

MULTI-RBI GAMES

	2	3	4	5+	TOTAL
2025	1	-	-	-	1
2026					

2026 GAME-BY-GAME

DATE	OPPONENT	POS	AB	R	H	TB	2B	3B	HR	RBI	BB	HBP	SO	SB-ATT	E
2/6	Baylor														
2/7	Mississippi St.														
2/7	Northwestern St.														
2/8	Wichita St.														
2/8	Northwestern St.														
2/13	Louisiana Tech														
2/13	Southeastern La. U														
2/14	Northwestern St.														
2/14	Nicholls														
2/15	Sam Houston														
2/18	UTEP														
2/20	Abilene Christian														
2/20	Abilene Christian														
2/21	Abilene Christian														
2/27	UTEP														
2/27	Tarleton St.														
2/28	Houston Christian														
2/28	Tarleton St.														
3/1	Houston Christian														
3/6	Mississippi St.														
3/6	Samford														
3/7	Mississippi St.														
3/7	South Alabama														
3/8	Samford														
3/10	New Mexico St.														
3/13	Grand Canyon														
3/14	Grand Canyon														
3/15	Grand Canyon														
3/17	New Mexico St.														
3/20	Colorado St.														
3/21	Colorado St.														
3/22	Colorado St.														
3/27	San Diego St.														
3/28	San Diego St.														
3/29	San Diego St.														
4/2	Boise St.														
4/3	Boise St.														
4/4	Boise St.														
4/8	UNLV														
4/8	UNLV														
4/11	Nevada														
4/12	Nevada														
4/17	Fresno St.														
4/18	Fresno St.														
4/19	Fresno St.														
4/24	San José St.														
4/25	San José St.														
4/26	San José St.														
4/30	Utah St.														
5/1	Utah St.														
5/2	Utah St.														

CAREER STATS

SEASON	GP	GS	AVG.	AB	R	H	2B	3B	HR	RBI	TB	SLG%	BB	SO	HBP	OB%	SF	SH	SB-SA	PO	A	E	FLD%
2025	6	3	.333	12	1	4	0	0	0	3	4	.333	1	3	0	.385	0	0	0-0	1	3	0	1.000
2026																							
TOTAL	6	3	.333	12	1	4	0	0	0	3	4	.333	1	3	0	.385	0	0	0-0	1	3	0	1.000

HIGHLIGHTS

- Majoring in business administration
- Played in 6 games with 3 starts before missing the rest of the season due to injury
- 2 starts were at second with 1 as the designated player
- Named the District 1-5A Offensive Player of the Year in 2022, District 1-5A First Team All-District, 5A Metro First Team and 5A all-state first team in 2022

THE 2026 LOBOS



17

Alexa Wilde

FR • UTIL • 5-7 • R/R

Phoenix, Ariz. (Pinnacle HS)

SEASON BESTS	
Hits	
Doubles	
Triples	
Home Runs	
RBI	
Runs	
Walks	
Stolen Bases	

CAREER BESTS	
Hits	
Doubles	
Triples	
Home Runs	
RBI	
Runs	
Walks	
Stolen Bases	

STREAKS	
	Current Career Best
Hitting	
On-Base	

MULTI-HIT GAMES					
	2	3	4	5+	TOTAL
2026					

MULTI-RBI GAMES					
	2	3	4	5+	TOTAL
2026					

2026 GAME-BY-GAME																
DATE	OPPONENT	POS	AB	R	H	TB	2B	3B	HR	RBI	BB	HBP	SO	SB-ATT	E	
2/6	Baylor															
2/7	Mississippi St.															
2/7	Northwestern St.															
2/8	Wichita St.															
2/8	Northwestern St.															
2/13	Louisiana Tech															
2/13	Southeastern La. U															
2/14	Northwestern St.															
2/14	Nicholls															
2/15	Sam Houston															
2/18	UTEP															
2/20	Abilene Christian															
2/20	Abilene Christian															
2/21	Abilene Christian															
2/27	UTEP															
2/27	Tarleton St.															
2/28	Houston Christian															
2/28	Tarleton St.															
3/1	Houston Christian															
3/6	Mississippi St.															
3/6	Samford															
3/7	Mississippi St.															
3/7	South Alabama															
3/8	Samford															
3/10	New Mexico St.															
3/13	Grand Canyon															
3/14	Grand Canyon															
3/15	Grand Canyon															
3/17	New Mexico St.															
3/20	Colorado St.															
3/21	Colorado St.															
3/22	Colorado St															
3/27	San Diego St.															
3/28	San Diego St.															
3/29	San Diego St.															
4/2	Boise St.															
4/3	Boise St.															
4/4	Boise St.															
4/8	UNLV															
4/8	UNLV															
4/11	Nevada															
4/12	Nevada															
4/17	Fresno St.															
4/18	Fresno St.															
4/19	Fresno St.															
4/24	San José St.															
4/25	San José St.															
4/26	San José St.															
4/30	Utah St.															
5/1	Utah St.															
5/2	Utah St.															

CAREER STATS																			
SEASON	GP	GS	AVG.	AB	R	H	2B	3B	HR	RBI	TB	SLG%	BB	SO	HBP	OB%	SF	SH	SB-SA
2026																			
TOTAL																			

- HIGHLIGHTS
- Majoring in nursing
 - Made the 6A Quarterfinals in the 2021-22 and 2022-23 seasons, and advanced to the 6A Semifinals in 2023-24
 - Won the 2024 USA Today Arizona Courage Award and was the 2024 JJ Lipsman Award recipient
 - Played for AZ Rising Appel 18U.

THE 2026 LOBOS



18 Grace Rana

SR • C • 5-6 • R/R

Queen Creek, Ariz. (Queen Creek HS)

SEASON BESTS

Hits
Doubles
Triples
Home Runs
RBI
Runs
Walks
Stolen Bases

CAREER BESTS

Hits 1 3x, last: UTEP, 4-22-25
Doubles
Triples
Home Runs
RBI 1 2x, last: NW State, 2-28-25
Runs 1 15x, last: UNLV, 5-1-25
Walks 1 Marist, 2-18-24
Stolen Bases 1 Oregon State, 2-11-23

STREAKS

Current Career Best
Hitting 1
On-Base 2

MULTI-HIT GAMES

	2	3	4	5+	TOTAL
2023	-	-	-	-	0
2024	-	-	-	-	0
2025	-	-	-	-	0
2026					

MULTI-RBI GAMES

	2	3	4	5+	TOTAL
2023	-	-	-	-	0
2024	-	-	-	-	0
2025	-	-	-	-	0
2026					

2026 GAME-BY-GAME

DATE	OPPONENT	POS	AB	R	H	TB	2B	3B	HR	RBI	BB	HBP	SO	SB-ATT	E
2/6	Baylor														
2/7	Mississippi St.														
2/7	Northwestern St.														
2/8	Wichita St.														
2/8	Northwestern St.														
2/13	Louisiana Tech														
2/13	Southeastern La. U														
2/14	Northwestern St.														
2/14	Nicholls														
2/15	Sam Houston														
2/18	UTEP														
2/20	Abilene Christian														
2/20	Abilene Christian														
2/21	Abilene Christian														
2/27	UTEP														
2/27	Tarleton St.														
2/28	Houston Christian														
2/28	Tarleton St.														
3/1	Houston Christian														
3/6	Mississippi St.														
3/6	Samford														
3/7	Mississippi St.														
3/7	South Alabama														
3/8	Samford														
3/10	New Mexico St.														
3/13	Grand Canyon														
3/14	Grand Canyon														
3/15	Grand Canyon														
3/17	New Mexico St.														
3/20	Colorado St.														
3/21	Colorado St.														
3/22	Colorado St.														
3/27	San Diego St.														
3/28	San Diego St.														
3/29	San Diego St.														
4/2	Boise St.														
4/3	Boise St.														
4/4	Boise St.														
4/8	UNLV														
4/8	UNLV														
4/11	Nevada														
4/12	Nevada														
4/17	Fresno St.														
4/18	Fresno St.														
4/19	Fresno St.														
4/24	San José St.														
4/25	San José St.														
4/26	San José St.														
4/30	Utah St.														
5/1	Utah St.														
5/2	Utah St.														

CAREER STATS

SEASON	GP	GS	AVG.	AB	R	H	2B	3B	HR	RBI	TB	SLG%	BB	SO	HBP	OB%	SF	SH	SB-SA	PO	A	E	FLD%
2023	20	0	.000	1	6	0	0	0	0	0	0	.000	0	0	0	.000	0	0	1-1	0	0	0	.000
2024	12	6	.100	10	1	1	0	0	0	1	1	.100	1	2	1	.250	0	1	0-0	16	0	2	.889
2025	29	0	.200	10	8	2	0	0	0	1	2	.200	0	1	0	.182	1	0	0-0	33	2	0	1.000
2026																							
TOTAL	61	6	.143	21	15	3	0	0	0	2	3	.143	1	3	1	.208	1	1	1-1	49	2	2	.962

HIGHLIGHTS

- Played in 29 games as a pinch runner and catcher last season
- Started 5 games at catcher, 1 as DP in 2024
- First career hit came against ACU on Feb. 18, 2024
- Appeared in 20 games, primarily as a pinch runner as a freshman
- Made first career start and recorded first career hit and RBI against Marist on Feb. 16
- At-bat freshman season came against Boise State on April 7, 2023
- Graduated in December with degree in psychology with a minor in sociology. Working on master's in business admisinstration.
- Named to the All-Region Second Team in 2019
- Played for the AZ Hotshots- Delsante

THE 2026 LOBOS



21 Allysen Pitcox

FR • C • 5-6 • R/R

Seal Beach, Calif. (Los Alamitos HS)

SEASON BESTS	
Hits	
Doubles	
Triples	
Home Runs	
RBI	
Runs	
Walks	
Stolen Bases	

CAREER BESTS	
Hits	
Doubles	
Triples	
Home Runs	
RBI	
Runs	
Walks	
Stolen Bases	

STREAKS	
	Current Career Best
Hitting	
On-Base	

MULTI-HIT GAMES					
	2	3	4	5+	TOTAL
2026					

MULTI-RBI GAMES					
	2	3	4	5+	TOTAL
2026					

2026 GAME-BY-GAME																
DATE	OPPONENT	POS	AB	R	H	TB	2B	3B	HR	RBI	BB	HBP	SO	SB-ATT	E	
2/6	Baylor															
2/7	Mississippi St.															
2/7	Northwestern St.															
2/8	Wichita St.															
2/8	Northwestern St.															
2/13	Louisiana Tech															
2/13	Southeastern La. U															
2/14	Northwestern St.															
2/14	Nicholls															
2/15	Sam Houston															
2/18	UTEP															
2/20	Abilene Christian															
2/20	Abilene Christian															
2/21	Abilene Christian															
2/27	UTEP															
2/27	Tarleton St.															
2/28	Houston Christian															
2/28	Tarleton St.															
3/1	Houston Christian															
3/6	Mississippi St.															
3/6	Samford															
3/7	Mississippi St.															
3/7	South Alabama															
3/8	Samford															
3/10	New Mexico St.															
3/13	Grand Canyon															
3/14	Grand Canyon															
3/15	Grand Canyon															
3/17	New Mexico St.															
3/20	Colorado St.															
3/21	Colorado St.															
3/22	Colorado St.															
3/27	San Diego St.															
3/28	San Diego St.															
3/29	San Diego St.															
4/2	Boise St.															
4/3	Boise St.															
4/4	Boise St.															
4/8	UNLV															
4/8	UNLV															
4/11	Nevada															
4/12	Nevada															
4/17	Fresno St.															
4/18	Fresno St.															
4/19	Fresno St.															
4/24	San José St.															
4/25	San José St.															
4/26	San José St.															
4/30	Utah St.															
5/1	Utah St.															
5/2	Utah St.															

CAREER STATS																			
SEASON	GP	GS	AVG.	AB	R	H	2B	3B	HR	RBI	TB	SLG%	BB	SO	HBP	OB%	SF	SH	SB-SA
2026																			
TOTAL																			

- HIGHLIGHTS
- Majoring in business administration
 - Named Defensive Player of the Year in 2022
 - Won the Sunset League in 2024 and the CIF-SS Division 2 title in 2025
 - Jersey number is her birthday day
 - Played for USA Athletics Gold

THE 2026 LOBOS



23 McKenna Guest

JR • P • 5-6 • R/R

Pattonville, Texas (Prairiland HS)

SEASON BESTS

IP (high)
H (low)
R (low)
ER (low)
BB (low)
SO (high)
BF (high)
NP (high)

CAREER BESTS (MIN. 3.0 IP)

IP (high)	8.0	UNLV, 3-23-24
H (low)	0	2x, last: Texas Southern, 2-23-25
R (low)	0	10x, last: UNLV, 5-1-25
ER (low)	0	11x, last: UNLV, 5-1-25
BB (low)	0	9x, last: Colorado St., 4-13-25
SO (high)	10	Northwestern State, 2-28-25
BF (high)	36	UNLV, 3-23-24
NP (high)	148	UNLV, 3-23-24

PITCHING SUPERLATIVES (MIN. 4.0 IP)

	Season	Career
5+ K		16
10+ K		1
1 R or Less		13
Shutout		5/1

2026 GAME-BY-GAME

DATE	OPPONENT	W-L	ERA	CG	IP	H	R	ER	BB	SO	2B	3B	HR	BF	HBP
2/6	Baylor														
2/7	Mississippi St.														
2/7	Northwestern St.														
2/8	Wichita St.														
2/8	Northwestern St.														
2/13	Louisiana Tech														
2/13	Southeastern La. U														
2/14	Northwestern St.														
2/14	Nicholls														
2/15	Sam Houston														
2/18	UTEP														
2/20	Abilene Christian														
2/20	Abilene Christian														
2/21	Abilene Christian														
2/27	UTEP														
2/27	Tarleton St.														
2/28	Houston Christian														
2/28	Tarleton St.														
3/1	Houston Christian														
3/6	Mississippi St.														
3/6	Samford														
3/7	Mississippi St.														
3/7	South Alabama														
3/8	Samford														
3/10	New Mexico St.														
3/13	Grand Canyon														
3/14	Grand Canyon														
3/15	Grand Canyon														
3/17	New Mexico St.														
3/20	Colorado St.														
3/21	Colorado St.														
3/22	Colorado St														
3/27	San Diego St.														
3/28	San Diego St.														
3/29	San Diego St.														
4/2	Boise St.														
4/3	Boise St.														
4/4	Boise St.														
4/8	UNLV														
4/8	UNLV														
4/11	Nevada														
4/12	Nevada														
4/17	Fresno St.														
4/18	Fresno St.														
4/19	Fresno St.														
4/24	San José St.														
4/25	San José St.														
4/26	San José St.														
4/30	Utah St.														
5/1	Utah St.														
5/2	Utah St.														

CAREER STATS

SEASON	GS	APP	CG	W-L	ERA	SHO	SV	IP	H	R	ER	BB	SO	2B	3B	HR	BF	NP-STK	WP	HBP	PO	A	E	FLD%
2024	24	40	9	10-19	5.05	0/0	1	147.0	167	119	106	68	90	26	8	24	694	2473-1406	8	19	3	23	1	.963
2025	26	35	9	15-10	3.15	5/1	1	142.1	152	87	64	54	139	27	5	12	625	2559-1574	4	14	3	32	2	.946
2026																								
TOTAL	50	75	18	25-29	4.11	5/1	2	289.1	319	206	170	122	229	53	13	36	1349	5032-2980	12	33	6	55	3	.953

HIGHLIGHTS

- Named MW Pitcher of the Week on March 10, 2025 and Second Team All-Mountain West in 2025
- Finished 31st in NCAA in shutouts, 63rd in strikeouts, 79th in strikeouts per 7 innings (6.8)
- Pitched 2 complete-game shutouts in first 2 starts, went 14.2 innings before allowing a run
- 8 appearances of not allowing a run, including 5 shutouts
- 3.15 ERA was the lowest ERA by a Lobo since 2005
- 5 shutouts were the most by a Lobo since 2004
- 15 wins were the most by a Lobo since 2008
- 12 games with 5 or more strikeouts last season, had 5 as a freshman
- Named MW Freshman of the Week on March 25, 2024
- Earned save against Marist on Feb. 18 last season
- 3 appearances not allowing a run, 23 appearances with multiple strikeouts, 5 w/ 5+ last season
- Named District 12-3A Newcomer of the Year, All-RRV Pitcher of the Year and the Prairiland HS Softball MVP in 2021
- TGCA all-state, District 12-3 MVP, Prairiland Co-MVP, All-RRV Co-MVP in 2022
- Involved in robotics in high school, and won the 2021 Prairiland Robotics Award. Her robotics team placed third at the Robotics state qualifier.
- Majoring in business administration

THE 2026 LOBOS



24 Georgia Heathcock

SR • UTIL • 5-8 • R/R

Little Elm, Texas (UC San Diego)

SEASON BESTS

Hits
Doubles
Triples
Home Runs
RBI
Runs
Walks
Stolen Bases

CAREER BESTS

Hits 2 Syracuse, 3-12-23
Doubles 1 2x, last: Cal Poly, 5-10-24
Triples
Home Runs
RBI 1 Syracuse, 3-12-23
Runs 2 Syracuse, 3-12-23
Walks 1 7x, last: Nevada, 4-26-25
Stolen Bases 1 Western Carolina, 3-7-23

STREAKS

	Current	Career Best
Hitting		2
On-Base	1	2

MULTI-HIT GAMES

	2	3	4	5+	TOTAL
2023	1	-	-	-	1
2024	-	-	-	-	-
2025	-	-	-	-	-
2026	-	-	-	-	-

MULTI-RBI GAMES

	2	3	4	5+	TOTAL
2023	-	-	-	-	-
2024	-	-	-	-	-
2025	-	-	-	-	-
2026	-	-	-	-	-

2026 GAME-BY-GAME

DATE	OPPONENT	POS	AB	R	H	TB	2B	3B	HR	RBI	BB	HBP	SO	SB-ATT	E
2/6	Baylor														
2/7	Mississippi St.														
2/7	Northwestern St.														
2/8	Wichita St.														
2/8	Northwestern St.														
2/13	Louisiana Tech														
2/13	Southeastern La. U														
2/14	Northwestern St.														
2/14	Nicholls														
2/15	Sam Houston														
2/18	UTEP														
2/20	Abilene Christian														
2/20	Abilene Christian														
2/21	Abilene Christian														
2/27	UTEP														
2/27	Tarleton St.														
2/28	Houston Christian														
2/28	Tarleton St.														
3/1	Houston Christian														
3/6	Mississippi St.														
3/6	Samford														
3/7	Mississippi St.														
3/7	South Alabama														
3/8	Samford														
3/10	New Mexico St.														
3/13	Grand Canyon														
3/14	Grand Canyon														
3/15	Grand Canyon														
3/17	New Mexico St.														
3/20	Colorado St.														
3/21	Colorado St.														
3/22	Colorado St.														
3/27	San Diego St.														
3/28	San Diego St.														
3/29	San Diego St.														
4/2	Boise St.														
4/3	Boise St.														
4/4	Boise St.														
4/8	UNLV														
4/8	UNLV														
4/11	Nevada														
4/12	Nevada														
4/17	Fresno St.														
4/18	Fresno St.														
4/19	Fresno St.														
4/24	San José St.														
4/25	San José St.														
4/26	San José St.														
4/30	Utah St.														
5/1	Utah St.														
5/2	Utah St.														

CAREER STATS

SEASON	GP	GS	AVG.	AB	R	H	2B	3B	HR	RBI	TB	SLG%	BB	SO	HBP	OB%	SF	SH	SB-SA	PO	A	E	FLD%
2023*	21	6	.172	29	3	5	1	0	0	1	6	.207	2	5	1	.250	0	0	1-1	3	0	0	1.000
2024*	12	4	.214	14	0	3	1	0	0	0	4	.286	1	5	0	.267	0	0	0-0	9	0	0	1.000
2025	13	2	.000	17	1	0	0	0	0	0	0	.000	4	5	0	.190	0	0	0-0	3	2	0	1.000
2026																							
TOTAL	46	12	.133	60	4	8	2	0	0	1	10	.167	7	15	1	.235	0	0	1-1	15	2	0	1.000

HIGHLIGHTS

- Both starts were at 3B last season
- Played first 2 seasons at UCSD
- As a freshman, made 6 starts with 4 in the outfield, 2 as DP, and played in 21 games with a pinch hit 14 games.
- In 2024, made 3 starts in the outfield, 1 as DP.
- Recorded first collegiate hit against Stonehill College on Feb. 10, 2023, which resulted in 1 RBI
- Majoring in population health

THE 2026 LOBOS



26 Jasmyn Lloyd

RS-FR • UTIL • 5-4 • R/R
Grand Prairie, Texas (South Grand Prairie HS)

SEASON BESTS

Hits
Doubles
Triples
Home Runs
RBI
Runs
Walks
Stolen Bases

CAREER BESTS

Hits
Doubles
Triples
Home Runs
RBI
Runs
Walks
Stolen Bases

STREAKS

Current Career Best
Hitting
On-Base

MULTI-HIT GAMES

	2	3	4	5+	TOTAL
2026					

MULTI-RBI GAMES

	2	3	4	5+	TOTAL
2026					

2026 GAME-BY-GAME

DATE	OPPONENT	POS	AB	R	H	TB	2B	3B	HR	RBI	BB	HBP	SO	SB-ATT	E
2/6	Baylor														
2/7	Mississippi St.														
2/7	Northwestern St.														
2/8	Wichita St.														
2/8	Northwestern St.														
2/13	Louisiana Tech														
2/13	Southeastern La. U														
2/14	Northwestern St.														
2/14	Nicholls														
2/15	Sam Houston														
2/18	UTEP														
2/20	Abilene Christian														
2/20	Abilene Christian														
2/21	Abilene Christian														
2/27	UTEP														
2/27	Tarleton St.														
2/28	Houston Christian														
2/28	Tarleton St.														
3/1	Houston Christian														
3/6	Mississippi St.														
3/6	Samford														
3/7	Mississippi St.														
3/7	South Alabama														
3/8	Samford														
3/10	New Mexico St.														
3/13	Grand Canyon														
3/14	Grand Canyon														
3/15	Grand Canyon														
3/17	New Mexico St.														
3/20	Colorado St.														
3/21	Colorado St.														
3/22	Colorado St.														
3/27	San Diego St.														
3/28	San Diego St.														
3/29	San Diego St.														
4/2	Boise St.														
4/3	Boise St.														
4/4	Boise St.														
4/8	UNLV														
4/8	UNLV														
4/11	Nevada														
4/12	Nevada														
4/17	Fresno St.														
4/18	Fresno St.														
4/19	Fresno St.														
4/24	San José St.														
4/25	San José St.														
4/26	San José St.														
4/30	Utah St.														
5/1	Utah St.														
5/2	Utah St.														

CAREER STATS

SEASON	GP	GS	AVG.	AB	R	H	2B	3B	HR	RBI	TB	SLG%	BB	SO	HBP	OB%	SF	SH	SB-SA	PO	A	E	FLD%
2025																							
2026																							
TOTAL																							

HIGHLIGHTS

- Medical redshirt last season
- Majoring in biology w/ forensic anthropology minor
- 3x district champion (2021, 2022, 2023). Team was bi-district champion in 2021, reached the regional quarterfinals in 2022 and area champions in 2023
- Named first team all-district her freshman through junior years, was the offensive player of the year and second team all-metroplex in 2022
- Played for Texas Glory Adkins, Texas Glory and Extra Innings.

THE 2026 LOBOS



27 Hayden Luderer

JR • UTIL • 5-5 • R/R
Thousand Oaks, Calif. (Louisville HS)

SEASON BESTS

Hits
Doubles
Triples
Home Runs
RBI
Runs
Walks
Stolen Bases

CAREER BESTS

Hits 2 3x, last: Colorado St., 4-11-25
Doubles 2 San José St., 3-16-25
Triples
Home Runs 1 2x, last: Nevada, 4-27-25
RBI 3 Alabama State, 3-2-25
Runs 2 4x, last: Colorado St., 4-11-25
Walks 1 12x, last: UNLV, 5-2-25
Stolen Bases 1 7x, last: Colorado St., 4-12-25

STREAKS

	Current	Career Best
Hitting		5
On-Base		6

MULTI-HIT GAMES

	2	3	4	5+	TOTAL
2024	-	-	-	-	-
2025	3	-	-	-	3
2026					

MULTI-RBI GAMES

	2	3	4	5+	TOTAL
2024	-	-	-	-	-
2025	3	1	-	-	4
2026					

2026 GAME-BY-GAME

DATE	OPPONENT	POS	AB	R	H	TB	2B	3B	HR	RBI	BB	HBP	SO	SB-ATT	E
2/6	Baylor														
2/7	Mississippi St.														
2/7	Northwestern St.														
2/8	Wichita St.														
2/8	Northwestern St.														
2/13	Louisiana Tech														
2/13	Southeastern La. U														
2/14	Northwestern St.														
2/14	Nicholls														
2/15	Sam Houston														
2/18	UTEP														
2/20	Abilene Christian														
2/20	Abilene Christian														
2/21	Abilene Christian														
2/27	UTEP														
2/27	Tarleton St.														
2/28	Houston Christian														
2/28	Tarleton St.														
3/1	Houston Christian														
3/6	Mississippi St.														
3/6	Samford														
3/7	Mississippi St.														
3/7	South Alabama														
3/8	Samford														
3/10	New Mexico St.														
3/13	Grand Canyon														
3/14	Grand Canyon														
3/15	Grand Canyon														
3/17	New Mexico St.														
3/20	Colorado St.														
3/21	Colorado St.														
3/22	Colorado St.														
3/27	San Diego St.														
3/28	San Diego St.														
3/29	San Diego St.														
4/2	Boise St.														
4/3	Boise St.														
4/4	Boise St.														
4/8	UNLV														
4/8	UNLV														
4/11	Nevada														
4/12	Nevada														
4/17	Fresno St.														
4/18	Fresno St.														
4/19	Fresno St.														
4/24	San José St.														
4/25	San José St.														
4/26	San José St.														
4/30	Utah St.														
5/1	Utah St.														
5/2	Utah St.														

CAREER STATS

SEASON	GP	GS	AVG.	AB	R	H	2B	3B	HR	RBI	TB	SLG%	BB	SO	HBP	OB%	SF	SH	SB-SA	PO	A	E	FLD%
2024	31	17	.111	36	6	4	0	0	0	0	4	.111	5	10	1	.238	0	2	2-2	25	0	0	1.000
2025	51	43	.255	102	22	26	3	0	2	16	35	.343	7	27	6	.339	0	6	5-5	61	9	3	.959
2026																							
TOTAL	82	60	.217	138	28	30	3	0	2	16	39	.283	12	37	7	.312	0	8	7-7	86	9	3	.969

HIGHLIGHTS

- Started 39 games in center, 4 games at third last season
- Led team with 5 stolen bases and tied for lead with 6 hit-by-pitches, third in runs scored, second in sac bunts last season.
- Had a career-best 5-game hitting streak and 6-game streak of reaching base last season
- Double in 5th inning of March 16 game against San José St. scored 2 runs to break 3-3 tie in 6-4 Lobo win.
- Started 17 games with 8 games in center, 1 in left, 7 in right and 1 as DP in 2024
- Majoring in psychology w/ community health education minor
- Played both third and in the outfield in high school
- Ranked 68th in the country for the class of 2023 by Extra Innings Softball
- Played for Athletics Wellbaum and Firecrackers Rico

THE 2026 LOBOS



28 Jessica DeLeon

SO • C • 5-7 • L/L

San Marcos, Texas (San Marcos HS)

SEASON BESTS

Hits
Doubles
Triples
Home Runs
RBI
Runs
Walks
Stolen Bases

CAREER BESTS

Hits	5	Utah State, 4-2-25
Doubles	2	Utah State, 4-2-25
Triples		
Home Runs	1	3x, last: Penn, 3-7-25
RBI	4	Texas Southern, 2-22-25
Runs	1	9x, last: Nevada, 4-25-25
Walks	2	3x, last: Utah State, 4-2-25
Stolen Bases		

STREAKS

	Current	Career Best
Hitting	3	5
On-Base	3	9

MULTI-HIT GAMES

	2	3	4	5+	TOTAL
2025	10	1	-	1	12
2026					

MULTI-RBI GAMES

	2	3	4	5+	TOTAL
2025	4	2	1	-	7
2026					

2026 GAME-BY-GAME

DATE	OPPONENT	POS	AB	R	H	TB	2B	3B	HR	RBI	BB	HBP	SO	SB-ATT	E
2/6	Baylor														
2/7	Mississippi St.														
2/7	Northwestern St.														
2/8	Wichita St.														
2/8	Northwestern St.														
2/13	Louisiana Tech														
2/13	Southeastern La. U														
2/14	Northwestern St.														
2/14	Nicholls														
2/15	Sam Houston														
2/18	UTEP														
2/20	Abilene Christian														
2/20	Abilene Christian														
2/21	Abilene Christian														
2/27	UTEP														
2/27	Tarleton St.														
2/28	Houston Christian														
2/28	Tarleton St.														
3/1	Houston Christian														
3/6	Mississippi St.														
3/6	Samford														
3/7	Mississippi St.														
3/7	South Alabama														
3/8	Samford														
3/10	New Mexico St.														
3/13	Grand Canyon														
3/14	Grand Canyon														
3/15	Grand Canyon														
3/17	New Mexico St.														
3/20	Colorado St.														
3/21	Colorado St.														
3/22	Colorado St														
3/27	San Diego St.														
3/28	San Diego St.														
3/29	San Diego St.														
4/2	Boise St.														
4/3	Boise St.														
4/4	Boise St.														
4/8	UNLV														
4/8	UNLV														
4/11	Nevada														
4/12	Nevada														
4/17	Fresno St.														
4/18	Fresno St.														
4/19	Fresno St.														
4/24	San José St.														
4/25	San José St.														
4/26	San José St.														
4/30	Utah St.														
5/1	Utah St.														
5/2	Utah St.														

CAREER STATS

SEASON	GP	GS	AVG.	AB	R	H	2B	3B	HR	RBI	TB	SLG%	BB	SO	HBP	OB%	SF	SH	SB-SA	PO	A	E	FLD%
2025	51	48	.338	136	9	46	9	0	3	33	64	.471	21	29	0	.414	5	0	0-0	181	11	4	.980
2026																							
TOTAL	51	48	.338	136	9	46	9	0	3	33	64	.471	21	29	0	.414	5	0	0-0	181	11	4	.980

HIGHLIGHTS

- Named MW Freshman of the Week on April 7, 2025
- Ended season on 3-game hitting streak
- Last season: led team in RBI and sac flies, second in walks and slugging %. Tied for second in home runs and fourth in hits and total bases. Third in on-base % and batting average.
- Went 5-5 in first game at Utah State, the only Lobo in program history to go 5-5 in a game and with the most hits in a game by a Lobo.
- Walked off the Lobos in the March 15 game against San José St. with single to right in 5-4 Lobo win.
- Had 2 clutch hits against Houston on Feb. 8, with a single with 2 outs in the 7th tying the game at 3. Hit a HR in the top of the 10th to give UNM 4-3 lead.
- Started 38 games at C, 9 as DP and one at 1B
- Majoring in business administration
- Named as a second team all-district catcher in 2022, a 27-6A first team all-district catcher in 2023, team MVP and to the All-Central Texas Third Team Catcher by the Austin American Statesman in 2023

THE 2026 LOBOS



33 Tenzly Martin

FR • C • 5-6 • R/R

Alvarado, Texas (Venus HS)

SEASON BESTS

Hits
Doubles
Triples
Home Runs
RBI
Runs
Walks
Stolen Bases

CAREER BESTS

Hits
Doubles
Triples
Home Runs
RBI
Runs
Walks
Stolen Bases

STREAKS

Current Career Best
Hitting
On-Base

MULTI-HIT GAMES

2026 2 3 4 5+ TOTAL

MULTI-RBI GAMES

2026 2 3 4 5+ TOTAL

2026 GAME-BY-GAME

DATE	OPPONENT	POS	AB	R	H	TB	2B	3B	HR	RBI	BB	HBP	SO	SB-ATT	E
2/6	Baylor														
2/7	Mississippi St.														
2/7	Northwestern St.														
2/8	Wichita St.														
2/8	Northwestern St.														
2/13	Louisiana Tech														
2/13	Southeastern La. U														
2/14	Northwestern St.														
2/14	Nicholls														
2/15	Sam Houston														
2/18	UTEP														
2/20	Abilene Christian														
2/20	Abilene Christian														
2/21	Abilene Christian														
2/27	UTEP														
2/27	Tarleton St.														
2/28	Houston Christian														
2/28	Tarleton St.														
3/1	Houston Christian														
3/6	Mississippi St.														
3/6	Samford														
3/7	Mississippi St.														
3/7	South Alabama														
3/8	Samford														
3/10	New Mexico St.														
3/13	Grand Canyon														
3/14	Grand Canyon														
3/15	Grand Canyon														
3/17	New Mexico St.														
3/20	Colorado St.														
3/21	Colorado St.														
3/22	Colorado St														
3/27	San Diego St.														
3/28	San Diego St.														
3/29	San Diego St.														
4/2	Boise St.														
4/3	Boise St.														
4/4	Boise St.														
4/8	UNLV														
4/8	UNLV														
4/11	Nevada														
4/12	Nevada														
4/17	Fresno St.														
4/18	Fresno St.														
4/19	Fresno St.														
4/24	San José St.														
4/25	San José St.														
4/26	San José St.														
4/30	Utah St.														
5/1	Utah St.														
5/2	Utah St.														

CAREER STATS

SEASON	GP	GS	AVG.	AB	R	H	2B	3B	HR	RBI	TB	SLG%	BB	SO	HBP	OB%	SF	SH	SB-SA	PO	A	E	FLD%
2026																							
TOTAL																							

HIGHLIGHTS

- Majoring in criminology
- Twice named catcher of the year and won Co-Offensive Player of the Year and Utility Player of the Year
- Played for 18u Texas Glory (Gold), 16u Texas Glory (Gold), 14U Texas Glory (Gold), Bombers Crabtree 07, Texas Glory and Texas Glory 2K7.

THE 2026 LOBOS



34

Miracle McKenzie

SO • INF • 5-10 • R/R

Long Beach, Calif. (St. Anthony HS)

SEASON BESTS

Hits

Doubles

Triples

Home Runs

RBI

Runs

Walks

Stolen Bases

CAREER BESTS

Hits3Nevada, 4-25-25

Doubles15x, last: Nevada, 4-25-25

Triples

Home Runs15x, last : Nevada, 4-26-25

RBI3Alabama State, 3-1-25

Runs2Texas Southern, 2-23-25

Walks22x, last: UNLV, 5-2-25

Stolen Bases

STREAKS

Current

Career Best

Hitting

On-Base

8

8

MULTI-HIT GAMES

2

3

4

5+

TOTAL

2025

5

1

-

-

6

2026

MULTI-RBI GAMES

2

3

4

5+

TOTAL

2025

8

1

-

-

9

2026

2026 GAME-BY-GAME																		
DATE	OPPONENT	POS	AB	R	H	TB	2B	3B	HR	RBI	BB	HBP	SO	SB-ATT	E			
2/6	Baylor																	
2/7	Mississippi St.																	
2/7	Northwestern St.																	
2/8	Wichita St.																	
2/8	Northwestern St.																	
2/13	Louisiana Tech																	
2/13	Southeastern La. U																	
2/14	Northwestern St.																	
2/14	Nicholls																	
2/15	Sam Houston																	
2/18	UTEP																	
2/20	Abilene Christian																	
2/20	Abilene Christian																	
2/21	Abilene Christian																	
2/27	UTEP																	
2/27	Tarleton St.																	
2/28	Houston Christian																	
2/28	Tarleton St.																	
3/1	Houston Christian																	
3/6	Mississippi St.																	
3/6	Samford																	
3/7	Mississippi St.																	
3/7	South Alabama																	
3/8	Samford																	
3/10	New Mexico St.																	
3/13	Grand Canyon																	
3/14	Grand Canyon																	
3/15	Grand Canyon																	
3/17	New Mexico St.																	
3/20	Colorado St.																	
3/21	Colorado St.																	
3/22	Colorado St																	
3/27	San Diego St.																	
3/28	San Diego St.																	
3/29	San Diego St.																	
4/2	Boise St.																	
4/3	Boise St.																	
4/4	Boise St.																	
4/8	UNLV																	
4/8	UNLV																	
4/11	Nevada																	
4/12	Nevada																	
4/17	Fresno St.																	
4/18	Fresno St.																	
4/19	Fresno St.																	
4/24	San José St.																	
4/25	San José St.																	
4/26	San José St.																	
4/30	Utah St.																	
5/1	Utah St.																	
5/2	Utah St.																	

CAREER STATS																								
SEASON	GP	GS	AVG.	AB	R	H	2B	3B	HR	RBI	TB	SLG%	BB	SO	HBP	OB%	SF	SH	SB-SA	PO	A	E	FLD%	
2025	50	49	.275	138	10	38	5	0	5	27	58	.420	19	13	6	.384	1	0	0-0	284	9	1	.997	
2026																								
TOTAL	50	49	.275	138	10	38	5	0	5	27	58	.420	19	13	6	.384	1	0	0-0	284	9	1	.997	

- HIGHLIGHTS
- Named MW Freshman of the Week on March 17, 2025
 - All 49 starts were at first
 - Led the team with five home runs last season
 - First career hit scored the game-winning run at HCU on Feb. 7
 - First home run walked off the Lobos against Alabama State on March 1
 - Leads the team with 9 multi-RBI games, including 2 RBI in 5 consecutive games (March 7-March 15). Second on team in RBI, leads team in home runs.
 - Won the 2022 Division 3 Del Ray League and the Division 3 CIF State Championship
 - Named to the Del Rey All-League First Team and the MVP in 2022
 - Ranked 33rd in the Extra Inning Class of 2024 in 2022 after being ranked 69th in the 2021 rankings
 - Majoring in business administration



Gilbert, Ariz. (Highland HS)

- Hits
- Doubles
- Triples
- Home Runs
- RBI
- Runs
- Walks
- Stolen Bases

- Hits
- Doubles
- Triples
- Home Runs
- RBI
- Runs
- Walks
- Stolen Bases

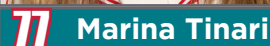
	Current	Career Best
Hitting	10	10
On-Base	10	10

	2	3	4	5+	TOTAL
2026					

	2	3	4	5+	TOTAL
2026					

[illegible][illegible]

- Majoring in psychology
- Part of a state championship in 2023 and 2 regional championships in 2023 and 2024
- Named to the All-Region First Team in 2023, All-Conference First Team in 2023, All-District First Team in 2023, All-District Second Team in 2022 and All-Region Honorable Mention in 2024
- Played for AZ Storm Premier – 16U, Rogue FC Kave 18U, and AZ Rising GNR 18U



Castle Rock, Colo. (Florida Gulf Coast)

IP (high)
H (low)
R (low)
ER (low)
BB (low)
SO (high)
BF (high)
NP (high)

IP (high)	4.0	St. John's, 2-9-25
H (low)	4	St. John's, 2-9-25
R (low)	0	St. John's, 2-9-25
ER (low)	0	St. John's, 2-9-25
BB (low)	1	St. John's, 2-9-25
SO (high)	1	St. John's, 2-9-25
BF (high)	18	St. John's, 2-9-25
NP (high)	51	St. John's, 2-9-25

	Season	Career
5+ K		
10+ K		
1 R or Less		1
Shutout		

[illegible][illegible]

- Struck out a season-high 4 against Nevada on April 25 and multiple strikeouts in 3 games, a strikeout in 5 games
- Spent 2024 at Florida Gulf Coast
- Threw 2.2 innings against Louisville and Florida State for season highs
- Recorded 2 strikeouts in 2 games last season (against Louisville and MTSU)
- Didn't allow a run in a combined 5.1 innings through 4 consecutive appearances in the circle
- Majoring in psychology with a Spanish minor

THE 2026 LOBOS



77 Marina Tinari

JR • UTIL • 5-4 • L/L

Castle Rock, Colo. (Florida Gulf Coast)

SEASON BESTS					
Hits					
Doubles					
Triples					
Home Runs					
RBI					
Runs					
Walks	1	3x, last: Penn, 3-7-25			
Stolen Bases					

CAREER BESTS					
Hits	1	Sam Houston, 2-6-25			
Doubles					
Triples					
Home Runs					
RBI					
Runs	1	2x, last: Penn, 3-7-25			
Walks	1	3x, last: Penn, 3-7-25			
Stolen Bases					

STREAKS		
	Current	Career Best
Hitting		1
On-Base		2

MULTI-HIT GAMES					
	2	3	4	5+	TOTAL
2024	-	-	-	-	-
2025	-	-	-	-	-
2026					

MULTI-RBI GAMES					
	2	3	4	5+	TOTAL
2024	-	-	-	-	-
2025	-	-	-	-	-
2026					

2026 GAME-BY-GAME (HITTING)																
DATE	OPPONENT	POS	AB	R	H	TB	2B	3B	HR	RBI	BB	HBP	SO	SB-ATT	E	
2/6	Baylor															
2/7	Mississippi St.															
2/7	Northwestern St.															
2/8	Wichita St.															
2/8	Northwestern St.															
2/13	Louisiana Tech															
2/13	Southeastern La. U															
2/14	Northwestern St.															
2/14	Nicholls															
2/15	Sam Houston															
2/18	UTEP															
2/20	Abilene Christian															
2/20	Abilene Christian															
2/21	Abilene Christian															
2/27	UTEP															
2/27	Tarleton St.															
2/28	Houston Christian															
2/28	Tarleton St.															
3/1	Houston Christian															
3/6	Mississippi St.															
3/6	Samford															
3/7	Mississippi St.															
3/7	South Alabama															
3/8	Samford															
3/10	New Mexico St.															
3/13	Grand Canyon															
3/14	Grand Canyon															
3/15	Grand Canyon															
3/17	New Mexico St.															
3/20	Colorado St.															
3/21	Colorado St.															
3/22	Colorado St															
3/27	San Diego St.															
3/28	San Diego St.															
3/29	San Diego St.															
4/2	Boise St.															
4/3	Boise St.															
4/4	Boise St.															
4/8	UNLV															
4/8	UNLV															
4/11	Nevada															
4/12	Nevada															
4/17	Fresno St.															
4/18	Fresno St.															
4/19	Fresno St.															
4/24	San José St.															
4/25	San José St.															
4/26	San José St.															
4/30	Utah St.															
5/1	Utah St.															
5/2	Utah St.															

CAREER STATS																			
SEASON	GP	GS	AVG.	AB	R	H	2B	3B	HR	RBI	TB	SLG%	BB	SO	HBP	OB%	SF	SH	SB-SA
2024	14	1	.000	0	1	0	0	0	0	0	0	.000	0	0	0	.000	0	0	0-0
2025	10	2	.100	10	1	1	0	0	0	0	1	.100	3	1	0	.308	0	0	0-0
2026																			
TOTAL	24	3	.100	10	2	1	0	0	0	0	1	.100	3	1	0	.308	0	0	0-0

- HIGHLIGHTS
- Appeared as a pinch hitter in 7 games and a pinch runner in 1 game
 - Recorded a hit against Sam Houston on Feb. 6 and walked 3 times
 - Spent 2024 at Florida Gulf Coast
 - Pinch ran once at Jacksonville on March 24, 2024
 - Majoring in psychology with a Spanish minor

