

#LSU

@LSUsoftball
@BethTorina
/LSUsoftball
@LSUsoftball



2026 SOFTBALL

SEC CHAMPIONS
1999 · 2000 · 2001 · 2002 · 2004
SEC TOURNAMENT CHAMPIONS
1999 · 2001 · 2002 · 2004 · 2007
WCWS APPEARANCES
2001 · 2004 · 2012
2015 · 2016 · 2017

2026 SCHEDULE/RESULTS

Table with columns: Date, Opponent, TV/Stream, Time/Result. Rows include February (17-4), March (6-8), April (9-2), May (0-0), and June (0-0) games.

All times are central and subject to change. Home games are bolded and played at Tiger Park; ! - Tiger Classic [Baton Rouge, La.]; \$ - Clearwater Invitational [Clearwater, Fla.]; % - Purple & Gold Challenge [Baton Rouge, La.]; ^ - LSU Invitational [Baton Rouge, La.]; * - SEC Contest; SECN - SEC Network; SECN+ - SEC Network+; ~ - SEC Tournament; - - NCAA Tournament

No. 20/15 LSU (32-14, 9-9 SEC) AT No. 17/19 MISSISSIPPI ST. (34-14, 6-12 SEC)

BREAKDOWN



No. 20/15 LSU

2026 Record 32-14, 9-9 SEC
Head Coach Beth Torina
LSU Record 610-267 (15th Season)
Overall Record 739-378 (19th Season)



No. 17/19 Mississippi St.

2026 Record 34-14, 6-12 SEC
Head Coach Samantha Ricketts
MSU Record 232-133 (7th Season)
Overall Record Same

BREAKDOWN

- Notes Guide: Team Notes - pages 7-8, Pitching Notes - pages 8-10, Hitting Notes - pages 10-14, Miscellaneous Notes - pages 14-15
The Tigers have outscored their opponents 123-51 in the first three innings and is 22-4 when scoring first.
LSU is 68-12 in the all-time series against Mississippi State, including a 33-9 record when the team plays in Starkville, Miss.
Pitcher Jayden Heavener is 11-6 in the circle with a 2.67 ERA and a team-high 98 strikeouts in 115.1 innings. Heavener has three shutouts, including a no-hitter, a save, and three double-digit strikeout games this season.
Pitcher Cece Cellura has a 6-4 record with a 3.50 ERA and 32 strikeouts in 76.0 innings.
Paytn Monticelli is this week's SEC Pitcher of the week after claiming all three wins versus Ole Miss, tossing 7.0 shutout innings with five strikeouts and allowed just four hits and two walks. She is 6-3 this season with 49 strikeouts over 48.2 frames.
Outfielder Jalia Lassiter leads the team with a .343 batting average, 48 hits and 50 runs.
Kylee Edwards batting average stands at .328 behind 45 hits, including nine home runs. She became the first LSU Tiger to hit for the cycle on April 3.
Utility player Sierra Daniel also bats .328 and has 44 hits this season. She boasts a .987 fielding percentage and has turned 12 double plays this season.
Alix Franklin is batting .282 behind 35 hits, including a SEC-best six triples.
Tori Edwards has increased her batting average to .281 on 34 hits and leads the team 11 home runs, 36 RBI and 38 walks.
LSU is batting .273 on the season behind 321 hits, including 46 home runs, and has drawn 230 walks, ranking No. 5 in DI Softball.

2026 QUICK FACTS

SOFTBALL STAFF

Head Coach	Beth Torina
Alma Mater, Year	Florida, 2000
Record at LSU (Seasons)	610-267 (15)
Career Record (Seasons)	739-378 (19)
Year at LSU	15th Season
Year in Career	19th Season
Assistant Coach	Bryce Neal
Alma Mater, Year	University of Arkansas-Fort Smith, 2015
Year at LSU	3rd Season
Assistant Coach	Sandra Moton
Alma Mater, Year	LSU, 2016
Year at LSU	8th Season
Assistant Coach	Taylor Pleasants
Alma Mater, Year	LSU, 2022
Year at LSU	1st Season
Director of Player Performance & Analytics	Zach Jermain
Alma Mater, Year	LSU, 2024 (PhD)
Year at LSU	3rd Season
Video Coordinator	Matt Karin
Alma Mater, Year	Alabama, 2016
Year at LSU	10th Season
Director of Operations	Mary Wood
Alma Mater, Year	Eastern Illinois, 2005
Year at LSU	2nd Season

TEAM INFORMATION

2025 Overall Record	42-16
2025 SEC Record (Finish)	12-12 (T-9th)
2025 SEC Tournament Finish	Quarterfinals
2025 Postseason	NCAA Regionals
2025 Final Ranking (NFCA/USA Softball)	19/19
Starters Returning/Lost	7/2
Pitchers Returning/Lost	2/3
Newcomers	11

PROGRAM HISTORY

All-Time Record	1420-548-1 (.721)
AIWA Record (1979-82)	67-60 (.515)
NCAA Record (1997-2026)	1354-489-1 (.734)
All-Time SEC Record	496-262-1 (.654)
SEC Western Division Titles	9
Seasons	1997-2002, 2004, 2007, 2013
SEC Regular Season Titles	5
Seasons	1999, 2000, 2001, 2002, 2004
All-Time SEC Tournament Record	48-28 (.631)
SEC Tournament Titles	5
Seasons	1999, 2001, 2002, 2004, 2007
NCAA Tournament Record	88-60 (.594)
NCAA Tournament Appearances	26
Seasons	1998-2004, 2006-2019, 2021-2025
Women's College World Series Appearances	6
Seasons	2001, 2004, 2012, 2015, 2016, 2017

UNIVERSITY

Location	Baton Rouge, La.
Founded	1860
Enrollment	43,385
Nickname	Tigers or Fighting Tigers
Colors	Purple (PMS 268) & Gold (PMS 123)
Mascot	Mike (Bengal tiger)
Conference	Southeastern
President	Dr. Wade Rouse
NCAA Faculty Representative	Dr. Lori Martin



ATHLETICS COMMUNICATIONS

LSU Assistant Communications Director Keonte' Herrera handles the media relations duties for the LSU softball team. Herrera can be reached on his cell phone at (254) 338-7609 or by e-mail at kkh@lsu.edu.

WWW.LSUSPORTS.NET

Information about the Tiger softball team, including player bios, game recaps and notes packets are available online at the Official Website of LSU Athletics, www.LSUsports.net.

Live statistics for all games will be carried on LSUsports.net.

TIGERS ON THE RADIO

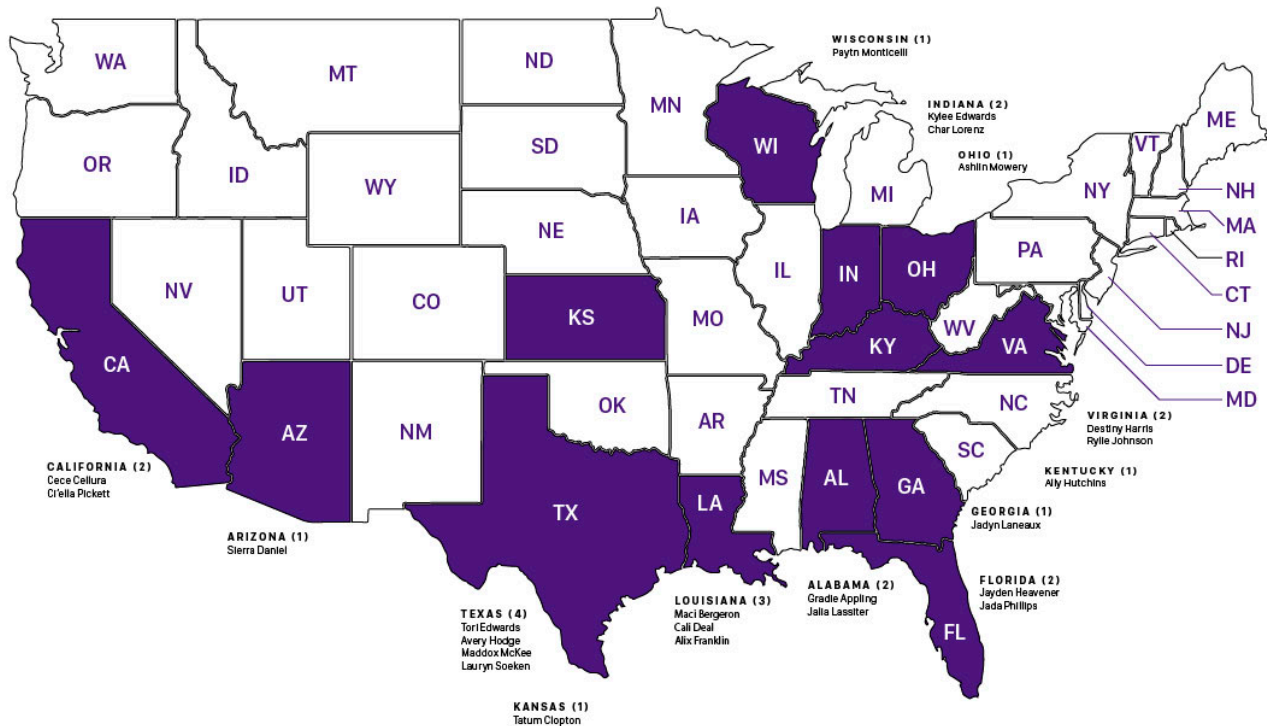
The LSU Sports Radio Network gives Tiger softball one of the most comprehensive audiences in all of collegiate softball. The broadcasts will be available in the Baton Rouge area on 107.3 FM in addition to streaming for free online at LSUsports.net/live. Patrick Wright, the voice of Tiger softball, will provide the play-by-play action. The 30+ game broadcast schedule includes every SEC contest. A full broadcast schedule is available on LSUsports.net.

2026 ROSTER

NUMERICAL

NO.	NAME	POS.	H-T	B-T	CL.-EXP.-LETTERS	HOMETOWN (PREVIOUS SCHOOL)
00	Jayden Heavener	P/UTL	5-6	L/L	So.-1L	Pace, Fla. (Pace HS)
1	Ally Hutchins	INF	5-10	R/R	Jr.-TR	Paducah, Ky. (Kentucky)
2	Maddox McKee	UTL	5-4	L/R	Jr.-2L	Montgomery, Texas (Lake Creek HS)
4	Gradie Appling	UTL	5-5	R/R	Fr.-HS	Juliette, Ga. (Tattnall Square Academy)
7	Jalia Lassiter	OF	5-7	R/R	Sr.-1L	Atmore, Ala. (Ole Miss)
8	Cali Deal	P	6-0	R/L	Fr.-HS	Quitman, La. (Quitman HS)
10	Rylie Johnson	OF	5-6	L/L	Fr.-HS	Spotsylvania, Va. (Fredericksburg HS)
11	Lauryn Soeken	P	5-9	R/R	Fr.-HS	Katy, Texas (Katy HS)
12	Maci Bergeron	C	5-4	R/R	Sr.-3L	Rayne, La. (Notre Dame HS)
14	Ashlin Mowery	UTL	5-11	R/R	Fr.-HS	Lancaster, Ohio (Lancaster HS)
15	Jadyn Laneaux	OF	5-10	L/R	Jr.-2L	Marietta, Ga. (Pope HS)
17	Paytn Monticelli	P	6-2	R/R	Sr.-TR	Cedarburg, Wisc. (Oklahoma)
18	Tatum Clopton	P	5-10	L/R	Sr.-1L	Lawrence, Kan. (Oklahoma State)
20	Alix Franklin	UTL	5-7	R/R	So.-1L	St. Amant, La. (St. Amant HS)
21	Cece Cellura	P	6-0	R/R	Jr.-TR	Glendale, Calif. (San Diego State)
23	Sierra Daniel	UTL	5-4	L/R	Jr.-2L	Chandler, Ariz. (Seton Catholic Prep HS)
24	Char Lorenz	UTL	5-5	R/R	R-So.-TR	Munster, Ind. (Louisville)
28	Jada Phillips	C/UTL	5-4	R/R	So.-1L	Bradenton, Fla. (Braden River HS)
33	Destiny Harris	OF	5-4	R/R	So.-1L	Norfolk, Va. (Granby HS)
42	Tori Edwards	UTL	5-11	R/R	R-So.-1L	Flower Mound, Texas (Edward S. Marcus HS)
44	Ci'ella Pickett	UTL	5-8	R/R	Fr.-HS	Mentone, Calif. (Cajon HS)
67	Kylee Edwards	INF	5-6	R/R	Jr.-TR	Waldron, Ind. (Mississippi State)
82	Avery Hodge	INF	5-6	L/R	Sr.-1L	Richmond, Texas (Oklahoma)

TIGERS BY STATE



PRONUNCIATION GUIDE

00 - Jayden **Heavener** - Heeve-ner
 2 - **Maddox** McKee - Maa-duhx
 4 - **Gradie** Appling - Gray-dee
 7 - **Jalia** Lassiter - Jay-luh Laah-sit-er
 8 - **Cali** Deal - Cal-ee
 11 - Lauryn **Soeken** - So-kin

12 - Maci **Bergeron** - Baa-zher-on
 14 - Ashlin **Mowery** - Mau-ree (like cow)
 15 - Jadyn **Laneaux** - Leh-no
 17 - Paytn **Monticelli** - Mont-ih-sell-ee
 21 - **Cece** Cellura - See See Suh-lure-uh
 24 - **Char** Lorenz - Shar Luh-rinz

28 - **Jada** Phillips - Jade-uh
 44 - **Ci'ella** Pickett - See-el-uh



Beth Torina

Head Coach • 19th Season Overall • 15th Season at LSU • Career Record: 739-378

Beth Torina heads into her 15th season at the helm of the LSU softball program after she returned the Tigers to national prominence with two 50-win seasons, eight 40-win seasons and four trips to the Women's College World Series in 2012, 2015, 2016 and 2017.

Since taking the reins of the program prior to the 2012 season, Torina has led the Tigers to the pinnacle of the sport more than any other LSU head coach. Torina is the program's all-time wins leader with 578 victories entering the 2026 season and is the first skipper to lead the team to Oklahoma City in consecutive seasons in program history (2015-17). She is averaging 41 wins per season in Baton Rouge and had a streak of 123 consecutive weeks ranked in the Top 25 (2014-2022). Under Torina, the Tigers have played a Top 10 strength of schedule every year.

In the 2025 campaign, LSU earned the No. 10 overall seed in the NCAA Tournament, marking its 19th consecutive tournament appearance and 26th appearance overall. The Tigers boasted a 42-16 record for the program's third consecutive 40-win season and eighth over an 11-year span. LSU claimed 18 Top 25 victories, and Coach Torina won her 700th career game as a head coach with a 9-1 win over Louisiana Tech on April 9, 2025.

The 2025 offense finished with seven single season marks ranking in the top five of the program's record book, including a program record .438 on-base percentage. LSU's .332 batting average ranked No. 3, and the club's .484 slugging percentage sits at No. 5. In the circle, the Tigers recorded a 2.74 ERA with 322 strikeouts in 363.1 innings. LSU totaled 14 shutouts, including the program's sixth perfect game in the season opener

against Charlotte on Feb. 7, 2025. The pitching staff allowed 287 hits, marking the sixth-lowest total in a season.

LSU will return two NFCA All-Americans and All-SEC selections from the 2025 roster in catcher Maci Bergeron and utility player Tori Edwards. Edwards was named the 2025 SEC Freshman of the Year, becoming the third player in program history to be the league's top freshman, and first since 2013. In addition to Bergeron and Edwards, LSU returns three NFCA All-Region selections; infielder Sierra Daniel, pitcher Jayden Heavener, who threw the perfect game against Charolette, and outfielder Jalia Lassiter.

Torina earned her B.S. in health sciences and occupational therapy from Florida in 2000. During her playing career with the Gators, she was a member of the 1998 Southeastern Conference regular season championship team as the squad's top pitcher. In the classroom, Torina was a GTE Academic All-American and a finalist for the 2000 H. Boyd McWhorter SEC Scholar-Athlete of the Year.

Before joining the LSU program in June 2011, Torina took Florida International of the Sun Belt Conference to new heights. The two-time SBC Coach of the Year led the Golden Panthers to a 129-111 record in four seasons and directed FIU to its first NCAA Tournament victory in 2010.

Torina and her husband, Nick, were married in January 2010. The couple has three daughters: Taryn, Tatum, and Tenley. They currently reside in Baton Rouge.



Celebrating Coach Torina's Milestone: Beth Torina, All-Time Games Coached Leader for LSU Softball, celebrates with former head coaches Carol Smith and NFCA Hall of Famer Yvette Girouard.



Career Record: 739-378
Record at LSU: 610-267
Record at FIU: 129-111

Head Coach – LSU

Year	Record
2012	40-25
2013	42-16
2014	38-24
2015	52-14
2016	52-18
2017	48-22
2018	45-17
2019	43-19

Year	Record
2020	21-3
2021	35-22
2022	34-23
2023	42-17
2024	44-17
2025	42-16
2026	32-14

Head Coach – FIU

Year	Record
2011	31-27
2010	38-21
2009	31-29
2008	29-34

YEARS	SCHOOL	NOTES
2012-Present	LSU Head Coach	7x Regional Champion, 2012, 2015, 2016, 2017 Women's College World Series
2008-11	Florida International University Head Coach	2010 NCAA Regionals
2003-07	University of Houston Assistant Coach	Two NCAA Regionals, 2007 Conference USA Champions
2000-02	Stetson University Assistant Coach	2001 Atlantic Sun Regular Season Champions
1997-2000	University of Florida pitcher	1998 SEC Championship Team

TORINA VS. OPPONENTS

Opponent	LSU	FIU	Totals
Alabama	15-17	0-2	15-19
Alcorn State	1-0	0-0	1-0
Arizona	6-4	0-0	6-4
Arizona State	3-2	0-1	3-3
Arkansas	19-11	1-1	20-12
Austin Peay	1-0	0-0	1-0
Auburn	13-13	0-1	13-14
Ball State	1-0	0-1	1-1
Baylor	3-1	0-2	3-3
Belmont	2-0	0-0	2-0
Bethune-Cookman	2-0	3-0	5-0
Bradley	0-0	0-1	0-1
Boise State	2-0	0-0	2-0
Boston College	0-0	1-0	1-0
Boston University	1-0	1-1	2-1
Bucknell	2-0	0-0	2-0
Buffalo	1-0	0-0	1-0
BYU	5-0	0-0	5-0
Campbell	2-0	0-0	2-0
California	1-2	0-0	1-2
Cal Poly	1-0	0-0	1-0
Cal State Fullerton	2-2	0-1	2-3
Cal State Northridge	2-0	0-0	2-0
Central Arkansas	14-1	0-0	14-1
Central Connecticut State	3-0	0-0	3-0
Charlotte	2-0	0-0	2-0
Colorado State	1-0	0-0	1-0
Columbia	0-0	1-0	1-0
Connecticut	2-0	2-0	4-0
Creighton	0-0	0-1	0-1
DePaul	0-1	0-1	0-2
Drake	2-0	0-1	2-1
Duke	0-2	0-0	0-2
East Tennessee State	0-0	0-1	0-1
Eastern Illinois	1-0	2-0	3-0
Eastern Michigan	0-0	1-0	1-0
Fairfield	1-0	0-0	1-0
Florida	11-22	1-4	12-25
Florida A&M	2-0	0-0	2-0
Florida Atlantic	5-0	7-5	12-5
Florida Gulf Coast	0-0	7-3	7-3
Florida State	5-6	0-2	5-8
Fordham	1-0	0-2	1-2
Fresno State	1-0	0-0	1-0
George Washington	2-0	3-0	5-0
Georgetown	0-0	1-0	1-0
Georgia	18-10	0-1	18-11
Georgia Southern	4-0	0-0	4-0
Georgia Tech	2-0	2-0	4-0
Hampton	1-0	0-0	1-0
Harvard	0-1	1-2	1-3
Hofstra	3-1	0-0	3-1
Houston	3-0	0-0	3-0
Howard	1-0	0-0	1-0
Illinois	4-1	0-3	4-4
Illinois-Chicago	1-0	1-0	2-0
Illinois State	7-0	1-1	8-1
Indiana	0-1	2-0	2-1
Iowa	3-0	0-1	3-1
Iowa State	1-0	0-0	1-0
Jacksonville	0-0	1-0	1-0
Jackson State	2-0	0-0	2-0
James Madison	2-1	0-0	2-1
Kansas	2-0	0-0	2-0
Kentucky	15-16	0-1	15-17
Kent St.	1-0	0-0	1-0
Lamar	3-0	0-0	3-0
Liberty	5-1	0-0	5-1
Longwood	2-0	0-0	2-0
Long Beach State	2-0	1-0	3-0
Long Island	1-0	3-0	4-0
Louisiana-Lafayette	17-10	4-11	21-21
Louisiana-Monroe	10-0	10-4	20-4
Louisiana Tech	14-0	0-0	14-0
Louisville	1-1	0-1	1-2
Loyola Marymount	1-1	1-0	2-1
Massachusetts	1-0	0-2	1-2
McNeese State	22-2	0-0	22-2
Memphis	8-0	1-0	9-0
Michigan	4-4	0-0	4-4
Michigan State	2-0	2-1	4-1
Middle Tennessee	0-0	12-2	12-2
Minnesota	3-4	0-0	3-4
Mississippi State	20-7	0-0	20-7
Mississippi Valley State	2-0	0-0	2-0
Missouri	17-14	0-3	17-17
Monmouth	1-0	0-0	1-0
Murray State	1-0	0-0	1-0
Nebraska	2-1	0-0	2-1
Nevada	3-0	0-1	3-1
New Mexico	2-0	0-2	2-2
New Mexico State	1-0	0-0	1-0
Nicholls	16-0	0-0	16-0
Northwestern	5-0	0-0	5-0
Northwestern State	7-0	0-0	7-0
North Carolina	1-1	0-2	1-3
North Carolina State	8-0	1-0	9-0
North Dakota	2-0	0-0	2-0
North Dakota State	1-1	0-0	1-1
North Florida	1-0	4-0	5-0
North Texas	0-0	8-6	8-6
Notre Dame	3-1	0-0	3-1
Ohio	1-0	0-0	1-0
Ohio State	3-0	1-2	4-2
Oklahoma	3-9	0-0	3-9
Oklahoma State	10-3	0-0	10-3
Ole Miss	20-11	0-0	20-11
Omaha	1-0	0-0	1-0
Oregon	0-5	0-0	0-5
Oregon State	4-0	1-1	5-1
Pacific	2-1	0-0	2-1
Pittsburgh	2-0	0-3	2-3
Penn State	5-3	2-1	7-4
Purdue	4-0	0-0	4-0
Prairie View A&M	1-0	0-0	1-0
Providence	0-0	3-0	3-0
Quinnipiac	0-0	2-1	2-1
Radford	0-0	1-0	1-0
Robert Morris	0-0	1-0	1-0
Rutgers	0-0	0-1	0-1
Samford	3-0	0-0	3-0
Sam Houston State	2-0	0-0	2-0
San Diego State	3-1	0-0	3-1
San Jose State	2-0	0-1	2-1
Stanford	1-2	0-0	1-2
Stephen F. Austin	6-0	0-0	6-0
St. John's	0-0	0-1	0-1
St. Joseph's	0-0	0-1	0-1
South Alabama	13-2	6-7	19-9
South Carolina	22-9	0-0	22-9
South Florida	1-0	0-0	1-0
Southeast Missouri	1-0	0-0	1-0
Southeastern Louisiana	10-2	0-0	10-2
Southern Illinois	2-0	1-0	3-0
Southern Utah	1-0	0-0	1-0
SIU	1-0	0-0	1-0
Southern Miss	7-0	0-0	7-0
Stanford	2-3	0-0	2-3
Stetson	0-0	4-1	4-1
Syracuse	1-0	1-0	2-0
Temple	0-0	1-0	1-0
Tennessee	11-21	0-0	11-21
Tennessee State	1-0	0-0	1-0
Tennessee Tech	2-0	2-0	2-0
Texas	5-7	0-0	5-7
Texas-Arlington	2-0	1-1	3-1
Texas A&M-CC	2-0	1-0	3-0
Texas A&M	20-13	0-0	20-13
Texas State	1-0	0-0	1-0
Texas Southern	1-0	0-0	1-0
Texas Tech	6-1	0-0	6-1
Troy	5-1	6-7	11-8
Tulsa	3-1	0-0	3-1
UCF	1-1	2-2	3-3
UCLA	3-4	0-1	3-5
UC Santa Barbara	1-0	0-0	1-0
UNLV	1-0	0-0	1-0
USC Upstate	1-0	0-0	1-0
Utah	3-1	0-0	3-1
Utah State	1-0	0-0	1-0
Virginia	2-0	0-0	2-0
Virginia Tech	2-0	0-1	2-1
Washington	3-3	0-0	3-3
Weber State	1-0	0-0	1-0
Western Kentucky	1-0	7-5	8-5
Western Michigan	0-0	1-0	1-0
Wichita State	1-0	0-0	1-0
Wisconsin	0-0	0-1	0-1

TIGERS IN THE POLLS

NFCA/GoRoute Coaches Poll (4/21/26)

Rank	Team (1st Votes)	Record	Points	Prev.
1	Oklahoma (12)	42-6	726	1
2	Texas Tech (4)	42-4	724	2
3	Alabama (7)	42-4	721	3
4	Nebraska (4)	36-6	674	6
5	Florida (2)	43-6	670	4
6	UCLA (2)	41-5	624	9
7	Texas	34-7	594	5
8	Tennessee	37-7	554	7
9	Arkansas	36-8	522	8
10	Florida State	39-7	479	10
11	Texas A&M	34-12	473	12
12	Oregon	35-9	438	13
13	Virginia Tech	38-8	368	11
14	Duke	35-12	364	17
15	Georgia	33-12	355	15
16	Stanford	30-12	263	20
17	Mississippi State	34-14	248	14
18	Oklahoma State	30-12	235	21
19	Arizona	31-13	224	16
20	LSU	32-14	210	22
21	Grand Canyon	43-6	135	19
22	UCF	35-12-1	115	24
23	Virginia	33-11	92	18
24	Arizona State	35-13	82	25
25	Washington	34-12	59	23

Receiving Votes: Louisville (54), Belmont (27), Clemson (17), Southeastern Louisiana (11), South Carolina (8), Kansas (4), Omaha (4), Nevada (1).

ESPN.com/USA Softball Poll (4/21/26)

Rank	Team (1st Votes)	Conference	Record	Points	Prev.
1	Oklahoma (13)	SEC (15-3)	42-6	608	1
2	Alabama (5)	SEC (15-3)	42-4	582	2
3	Nebraska (5)	Big Ten (17-1)	36-6	574	4
4	Texas (2)	SEC (11-6)	34-7	526	5
5	Texas Tech	Big 12 (16-2)	42-4	518	3
6	Arkansas	SEC (11-7)	36-8	504	6
7	UCLA	Big Ten (16-2)	41-5	499	8
8	Florida	SEC (17-5)	44-6	459	7
9	Tennessee	SEC (12-6)	37-7	416	9
10	Texas A&M	SEC (14-4)	34-12	409	11
11	Georgia	SEC (10-7)	33-12	340	13
12	Duke	ACC (18-3)	35-12	317	T14
13	Florida State	ACC (15-3)	39-7	309	12
14	Oregon	Big Ten (16-2)	35-9	291	18
15	LSU	SEC (9-9)	32-14	282	17
16	Virginia Tech	ACC (12-6)	38-8	240	10
17	Oklahoma State	Big 12 (11-7)	30-12	238	21
18	Stanford	ACC (15-6)	30-12	198	19
19	Mississippi State	SEC (6-12)	34-14	194	T14
20	Arizona	Big 12 (12-6)	31-13	191	16
21	UCF	Big 12 (12-8-1)	35-12-1	129	22
22	Washington	Big Ten (15-3)	34-12	85	20
23	Clemson	ACC (12-9)	30-17	59	RV
24	South Carolina	SEC (5-13)	26-21	48	25
25	Louisville	ACC (13-5)	38-9	44	RV

Receiving Votes: Grand Canyon (23), Arizona State (19), Virginia (9), Marshall (4), Saint Mary's (4), Southeastern Louisiana (3), Georgia Tech (1)

D1Softball Top 25 Poll (4/21/26)

Rank	Team	Record	Last Week	Prev.
1	Oklahoma	42-6	2-2	1
2	Alabama	42-4	3-1	2
3	Texas Tech	42-4	2-1	3
4	Nebraska	36-6	3-0	5
5	Texas	35-7	1-1	4
6	Arkansas	36-8	1-2	6
7	Florida	43-6	3-1	7
8	UCLA	41-5	4-0	9
9	Tennessee	37-7	1-1	8
10	Florida State	39-7	3-0	11
11	Texas A&M	34-12	4-0	13
12	Georgia	33-13	2-1	12
13	Duke	35-12	4-0	15
14	Oklahoma State	30-12	3-1	19
15	Oregon	35-9	3-0	17
16	Virginia Tech	38-8	2-2	10
17	LSU	32-14	4-0	18
18	Mississippi State	34-14	0-3	14
19	Arizona	31-13	1-2	16
20	Stanford	30-12	4-0	22
21	UCF	35-12-1	3-1	21
22	Washington	34-12	0-3	20
23	Arizona State	35-13	4-0	NR
24	Clemson	30-17	3-1	NR
25	Louisville	38-9	4-0	NR

Also receiving votes: Grand Canyon, Virginia, Marshall, Nevada, Belmont, South Carolina

Softball America Poll (4/20/26)

Rank	Team	Record	Last Week	Prev.
1	Nebraska	36-6	3-0	3
2	Oklahoma	42-6	2-2	1
3	Alabama	42-4	3-1	2
4	Texas Tech	42-4	2-1	4
5	UCLA	41-5	4-0	6
6	Arkansas	36-8	1-2	5
7	Florida	44-6	3-1	7
8	Texas	34-7	1-1	8
9	Texas A&M	34-12	4-0	11
10	Duke	35-12	4-0	14
11	Tennessee	37-7	0-1	9
12	Florida State	39-7	3-0	12
13	Georgia	33-12	2-1	13
14	LSU	32-14	4-0	15
15	Oregon	35-9	3-0	17
16	Virginia Tech	38-8	2-2	10
17	UCF	35-12-1	3-1	20
18	Oklahoma State	30-12	3-1	22
19	Arizona	31-13	1-2	16
20	Stanford	30-12	4-0	21
21	Mississippi State	34-14	0-3	18
22	Louisville	38-9	4-0	25
23	Washington	34-12	0-3	19
24	Clemson	30-17	3-1	NR
25	Southeastern Louisiana	41-11	5-1	23

LSU's RECORD WHEN....

WIN-LOSS SUMMARY	OVERALL
Overall	32-14
Non-Conference	23-5
SEC	9-9
SEC Tournament	0-0
NCAA Tournament	0-0
Home	24-5
Away	7-5
Neutral	1-4
*vs. Top 10	1-6
*vs. Top 25	6-12
Louisiana Teams	6-0
Day Games	13-9
Night Games	19-5
February	17-4
March	6-8
April	9-2
May	0-0
June	0-0
Sunday	5-5
Monday	1-0
Tuesday	6-0
Wednesday	0-0
Thursday	3-1
Friday	8-4
Saturday	9-4
RHP Starter	30-10
LHP Starter	2-4
Shutouts	7-4
Run-rule Games	11-1
Extra-inning Games	1-2
One-run Games	5-4
Two-run Games	6-2
Five-run + Games	17-5
Scored 0-2 Runs	3-9
Scored 3-5 Runs	7-4
Scored 6-9 Runs	17-1
Scored 10 + Runs	5-0
Opp. Scored 0-2 Runs	22-1
Opp. Scored 3-5 Runs	9-6
Opp. Scored 6-9 Runs	1-6
Opp. Scored 10 + Runs	0-1
Scored in 1st Inning	17-3
Opp. Scored in 1st Inning	7-6
Scored First	23-4
Opp. Scored First	9-10
Leading after 5 Innings	18-2
Trailing after 5 Innings	3-11
Tied after 5 Innings	3-1
Leading after 6 Innings	19-1
Trailing after 6 Innings	1-10
Tied after 6 Innings	1-2
Out-hit Opp.	25-1
Out-hit by Opp.	5-12
Hits are Tied	2-1

* Rankings based on NFCA Poll

NEWS AND NOTES

Rooted in Tigers

LSU softball's theme for the 2026 season is Rooted in Tigers. Rooted in Tigers represents the foundation, resilience, and legacy of LSU softball. Like the oaks that define LSU's campus, this program is built on deep roots planted by generations before. This team embraces the responsibility to grow those roots through daily work, unity, and resilience—weathering every storm together. Honoring the past while building the future, LSU softball is strong as oak and rooted in Tigers.

The Series

LSU has a 68-12 all-time record against Mississippi State, including a 33-9 mark in Starkville. The Tigers are on a four-game winning streak in the series with the last victory being a 5-0 shutout in the 2025 SEC Tournament in Athens, Ga.

LSU has won the last seven regular-season series at MSU and last swept the Bulldogs in Starkville back in 2011.

Tigers in the Polls

LSU ranks No. 15 in the ESPN.com/USA Softball Top 25 Poll and No. 20 in the NFCA/GoRoute Division I Top 25 Poll. The Tigers also rank No. 14 in the Softball America poll and No. 17 in the D1Softball Poll.

SEC - Softball Elite Conference

The SEC has 11 teams in the USA Softball poll, including three in the top five and seven in the top 10. The NFCA poll has 10 teams in its top 25 poll, three in the top five, and six in the top 10. Both polls has Oklahoma as the top-ranked team.

In 2025, 14 of the SEC's 15 member schools reached the 2025 NCAA Tournament. Seven were seeded in the top eight, and nine were among the top 16 national seeds.

The 2024 season saw members of the then 13 member league reach the NCAA Tournament, marking the fourth time the league had a 100 percent rate in league history. The other three times came in 2017-2019.

Strength of Schedule

The Tigers have played a Top 10 strength of schedule every year under Coach Torina. LSU currently has the No. 7 toughest schedule in the country and is ranked No. 10 in the RPI.

LSU Strength of Schedule Rankings

2025 - No. 8
 2024 - No. 4
 2023 - No. 5
 2022 - No. 3
 2021 - No. 2
 2020 - N/A (Covid-19)
 2019 - No. 7
 2018 - No. 10
 2017 - No. 5
 2016 - No. 9
 2015 - No. 3
 2014 - No. 2
 2013 - No. 6
 2012 - No. 7

Last Time Out

LSU opened last week with its 48th no-hitter at UL Lafayette (April 14), and then recorded its first SEC sweep of the season against Ole Miss. It was LSU's third SEC series victory this season, the first at home this year, and the program's first sweep since the 2025 Opening SEC Weekend versus No. 23 Kentucky.

Overall on the week, LSU batted .343, but the damage was done mostly in the series against the Rebels, where they batted .363 behind 29 hits, including four home runs, all from Kylee and Tori Edwards. In the circle, LSU had a 4.67 ERA with 13 strikeouts over 21.0 innings in the Ole Miss series.

Monticelli Earns SEC Pitcher of the Week

Paytn Monticelli stole the show in the Ole Miss series, picking up all three wins on the weekend in relief, and named the SEC Pitcher of the Week (April 21). Monticelli had a 0.00 ERA with four strikeouts, and allowed four hits and two walks in 7.0 innings. Monticelli held the Rebels to a .174 batting average.

Monticelli is LSU's first SEC Pitcher of the Week since Maribeth Gorsuch in 2020.

Getting it Done with the Longball

Over the last 15 games, LSU has homered in 11 of them, totaling 23 home runs in that span. Also in that stretch, LSU has eight multi-home run games, including a season-high four against Missouri (April 3), and has had two homers in three of the last four games.

Leading the Way

LSU leads the SEC with 18 triples (No. 10 in the NCAA), a mark that is currently tied at No. 8 in the program's single-season record book. Alix Franklin regains the top spot in the SEC and ranks No. 7 in the nation with six triples, and Sierra Daniel and Kylee Edwards are behind her with four each.

The Tigers' had five triples in the first six games, tying for the most through the first six games of a season (1999).

NEWS AND NOTES

Walk That Walk

The Tigers have continued to show great plate discipline, drawing 230 walks, which leads the SEC and ranks No. 4 in Division I Softball.

LSU has drawn a season-high 11 walks four times this season, and has done it twice against SEC opponents (Missouri and Ole Miss).

A Problem on the Base Pads

LSU set the tone with a perfect 19-of-19 in stolen bases during its opening weekend. The Tigers are now 52-of-59 in stolen bases this season.

Against Illinois (Feb. 8), The Tigers stole nine bases, tying the program's second most stolen bases in a game. Kylee Edwards, Tori Edwards and Alix Franklin each had two steals in the contest. It was the most stolen bases since LSU had 10 against Nicholls on Feb. 16, 2008.

Don't Forget the Defense

The Tigers' have a .976 fielding percentage (No. 19 in the country) and has turned 21 double plays, which is the fourth most in the SEC.

This season LSU's fielding percentage ties a program record, and their double plays rank No. 9 in the program's single-season record book.

Single-Season Record Watch

The 2026 team has inserted themselves in a few spots in the single-season record book, both offensively and defensively. The list and their current rankings are below:

Category	Stat	Rank
Fewest Errors	30	1st
Fielding Percentage	.976	T-1st
On-Base Percentage	.404	6th
Walks	230	7th
Triples	18	8th
Double Plays Turned	21	9th
Slugging Percentage	.468	9th

Tiger Trends

LSU has outscored its opponents by 74 runs (132-58) in the first three innings, highlighted by +27 and +31 margins in the second and third innings, respectively. LSU also outscored its opponents 48-22 in the sixth. The Tigers are 23-4 when scoring first, 22-1 when scoring six or more runs, and 22-1 when keeping its opponents to 0-2 runs scored this season.

Building Momentum

After starting SEC play 0-5, LSU has gone 9-4 since in conference games to get back to .500 in league play. LSU has won three of its last four SEC series, including two on the road. LSU will finish its league schedule at Mississippi State (April 24-26), and a home series vs. Auburn (April 30-May 2).

It's A Marathon

LSU's first game against South Carolina (March 20) lasted four hours and five minutes. It was the fifth game under Head Coach Beth Torina that the Tigers played in a game four hours or longer. LSU is 4-1 in four-hour games in Torina's tenure.

On the Contrary...

LSU defeated LA Tech on Tuesday night at Tiger Park in one hour and 22 minutes. It was the 40th game in program history that had a duration of 1:22 or less. LSU is 39-1 in those games, and 31-0 in those contests that were played at Tiger Park.

Last season, LSU played a game at Tiger Park that lasted 1:16. It was a 6-0 seven-inning victory against Central Arkansas (Feb. 8).

The shortest game in program history for LSU was at Tiger Park against Grambling State on Feb. 15, 2006. LSU won 11-0 in five innings in one hour and two minutes (1:02).

The Coaching Staff

Head Coach Beth Torina enters her 15th season at the helm of LSU softball and is the program's all-time leader in wins. The next longest tenured coach on staff is former LSU standout player and Assistant Coach Sandra [Simmons] Moton, who is in her eighth season overall, including her stint as a volunteer coach from 2019-23. Moton oversees outfielders and base running, and will coach at third base on offense.

Assistant Coach Bryce Neal enters his third season leading LSU's hitting game, and Taylor Pleasants joins the coaching staff as an assistant coach. Pleasants will coach the infielders and first base on offense.

Zach Jermain, the Director of Player Performance and Analytics is in his second year with the program in this role. Jermain earned his PhD in mathematics from LSU in 2024, specializing in material science and plasmonic metamaterials.

A Living Legend

Coach Torina has a 610-267 record at LSU and is 739-378 overall in her 19 seasons as a head coach.

Torina claimed her 600th victory at LSU in the 9-0 decision against Louisiana Tech on March 24, 2026. She is now one of three coaches in head-to-head team sports, to achieve 600 wins at LSU. Torina is the only active coach at LSU with 600 wins.

Torina won her 700th career game as a head coach in a 9-1 run-rule victory against Louisiana Tech on April 9, 2025.

Torina won her 527th game at LSU to become the program's all-time leader in wins in the 1-0 shutout at No. 4 Tennessee on April 20, 2024. She surpassed LSU Hall of Fame Coach Yvette Girouard (2001-2011) who has 526 wins in 11 seasons.

LSU Coaches	Record
Skip Bertman (Baseball)	870-330-3
DD Breaux (Gymnastics)	868-467-7*
Paul Mainieri (Baseball)	641-285-3
Beth Torina (Softball)	610-267
Harry Rabenhorst (2 sports)	569-505-7
Men's Basketball	340-264
Baseball	229-241-7
Yvette Girouard (Softball)	526-171-1

* Gymnastics not considered a head-to-head team sport.

** Sports such as golf, cross country and track & field were not listed.

Four WCWS Trips Under Torina

The LSU softball program has advanced to the Women's College World Series (WCWS) four times under Torina. LSU and UCLA were the only programs that advanced to Oklahoma City during three-consecutive seasons during 2015-2017. LSU last appeared in the WCWS in 2017.

Torina's All-American Aces

Coach Torina has developed five All-American pitchers during her time in the Bayou.

Rachel Fico	2012, 2013
Allie Walljasper	2015, 2017, 2018
Carley Hoover	2015, 2018
Shelbi Sunseri	2019
Sydney Berzon	2023, 2024

The LSU 2026 Pitching Staff

The LSU Tigers 2026 pitching staff will take a pitching by committee approach. All six of the pitchers that have made an appearance for LSU has a winning record.

The staff is made up by returners in Tatum Clopton and Jayden Heavener, two transfers in Cece Cellura and Paytn Monticelli, and then a pair of freshmen in Cali Deal and Lauryn Soeken. Utility player Ashlin Mowery has a background in pitching as well.

Staff Numbers

Over the last 10 games, the pitchers have registered a 2.55 ERA behind 42 strikeouts and held opposing batters to a .197 average in 66.0 innings.

Taking Over as Ace

Jayden Heavener is 11-6 on the season with a staff-best 98 strikeouts in 115.1 innings. She has a 2.67 ERA, three complete game shutouts, including a no-hitter at UL Lafayette (April 14), and 13 complete games this season.

Heavener's 13 complete games ranks No. 2 in the SEC and her 115.1 innings pitched are the eighth-most in the SEC.

The southpaw has three double-digit strikeout games this season, including a season-high 11 strikeouts twice, including a career-high 11 punchouts against an SEC opponent (Missouri).

Heavener is one win shy of 25 career wins in the circle, and one save shy of entering the all-time list at No. 9 in career saves.

Another No-No for 00

Heavener threw her second career no-hitter in the 8-0 victory at UL Lafayette on April 14, 2026. She fired off just 68 pitches and faced 17 batters, logging two strikeouts and allowing two walks in the program's 48th no-hitter.

Heavener's first no-hitter came in her collegiate debut last season, which was actually a perfect game.

She becomes the first LSU Tiger to throw a no-hitter in consecutive seasons since Shelby Wickersham did it in 2019 and 2020, and the sixth overall to achieve such feat. It was also the first true road no-hitter since Emily Turner did it in 2007 at Arkansas (April 21, 2007).

Player	Years
Jayden Heavener	2025, 2026
Shelby Wickersham	2019, 2020
Carley Hoover	2016, 2017, 2018
Tiffany Garcia	2006, 2007
Dani Hofer	2006, 2007
Britni Sneed	2000, 2001, 2002

SEC STANDINGS

TEAM	CONF	CONF %	OVERALL	OVERALL %	STRK
Alabama	15-3	.833	43-4	.915	W4
Oklahoma	15-3	.833	43-6	.878	W2
Texas A&M	14-4	.778	34-12	.739	W9
Florida	16-5	.762	43-7	.860	L1
Tennessee	12-6	.667	38-7	.844	W1
Texas	12-6	.667	35-8	.814	L1
Arkansas	11-7	.611	37-8	.822	W1
Georgia	10-8	.556	34-13	.723	W1
LSU	9-9	.500	32-14	.696	W4
Missouri	7-11	.389	25-24	.510	W1
Mississippi St.	6-12	.333	34-14	.708	L5
South Carolina	5-13	.278	27-21	.563	W2
Auburn	3-15	.167	24-22	.522	L2
Ole Miss	2-16	.111	28-21	.571	W1
Kentucky	1-20	.048	26-25	.510	W1

INDIVIDUAL CAREER RECORD WATCH

FIELDING PERCENTAGE

#	Player	Chances	Seasons
.995	Maci Bergeron	1,040	2023-Present
.9923	Kristen Hobbs	647	2004-2007
.9917	Killian Roessner	1,678	2005-2008
.9911	Jennie Reeves	1,239	2000-2003
.9908	Leigh Ann Danos	759	2002-2004
.9897	Raeleen Gutierrez	1,166	2020-2024
.9885	Kelsi Kloss	1,046	2013-2016
.9885	Jennifer Schuelke	1,300	1998-2001
.9884	Shaunte' Fremin	1,726	1997-2000
.9881	Anissa Young	1,007	2009-2011

PUTOUTS

1,616	Shaunte' Fremin	1997-2000
1,512	Killian Roessner	2005-2008
1,301	Sandra Simmons	2013-2016
1,193	Jennifer Schuelke	1998-2001
1,152	Amanda Doyle	2017-2021
1,125	Jennie Reeves	2000-2003
1,112	Raeleen Gutierrez	2020-2024
1,012	Morgan Russell	2009-2012
1,003	Stephanie Hill	2003-2006
992	Sahvanna Jaquish	2014-2017

979 Maci Bergeron 2023-Present

WALKS

165	Sahvanna Jaquish	2014-2017
141	Bianka Bell	2013-2016
130	Georgia Clark	2019-2023
122	Rachel Mitchell	2007-2010
121	Danieca Coffey	2021-2025
119	Taylor Pleasants	2020-2024
116	A.J. Andrews	2012-2015
115	Shelbi Sunseri	2018-2022
115	Julie Wiese	2001-2004
110	Ashley Langoni	2009-2012

90 Maci Bergeron 2023-Present

NEWS AND NOTES

A Perfect Start

Heavener began her college career by throwing the program's sixth perfect game in the 2025 season opener against Charlotte (Feb. 7, 2025). She had 13 strikeouts in 6.0 innings of work. Heavener is the third pitcher under Coach Torina to throw a perfect game, the second to throw a complete game as a freshman, and the first in program history to throw a perfect game in their collegiate debut.

LSU's List of Perfect Games

Heavener's perfect game in 2025 was the first since 2020. Below is a list of the perfect games thrown at LSU:

1. Jayden Heavener*

Charlotte (6 IP) Feb. 7, 2025

2. Maribeth Gorsuch

Belmont (7 IP) Feb. 22, 2020

3. Sydney Smith*

Tennessee Tech (5 IP) March 4, 2016

4. Rachele Fico

Southeastern La. (5 IP) Feb. 16, 2011

5. Tiffany Garcia

Grambling St. (5 IP) Feb. 16, 2006

6. Britni Sneed/Sarah Meadors*

Tennessee (5 IP) March 18, 2001

* Freshman Season

HEAVE HO!

Heavener looks to build off a solid freshman season that placed her on the 2025 NFCA Gulf All-Region Second Team.

In 21 starts and 25 appearances, Heavener was 13-5 in the circle and had a 2.75 ERA behind 152 strikeouts in 119.2 innings pitched. She tossed 11 complete games and five shutouts, including a perfect game.

Heavener allowed 68 hits, setting a program record for fewest hits allowed in a season, and her .164 opposing batting average is the seventh-lowest average allowed in the club's single season record book.

An LSU Lefty?

Heavener is in rare air as she is the first left-handed pitcher with considerable innings pitched for LSU since Julie Stashko (1997-2000). Stashko had a 29-6 career record with a 1.68 ERA in 274.1 innings pitched. The Tigers will add another lefty to the fold this season in freshman pitcher Cali Deal.

Two other players in program history logged a few innings as a left-handed pitcher, but were utility players who played more in the field rather than pitched.

Two-time All-American outfielder Kirsten Shortridge (2009-2010) made 23 appearances in the circle and was 8-5 with 64 strikeouts in 81.1 innings pitched. Leslie Barron spent one season with LSU in 2002, and mostly played at first base. She threw 2.0 innings in two appearances and never was the pitcher of record.

21 Savage

Pitcher Cece Cellura is 6-4 this season and has pitched the second-most innings at 76.0. She has 32 strikeouts and a 3.50 ERA this season.

Cellura had a stretch of 36.2 innings (seven appearances), where she had a 6:1 strikeout to walk ratio with 18 punchouts and three walks (March 15-April 12). She also pitched 7.0 innings in five of those seven games.

Cellura Settles In

Most recently, Cellura logged her fifth complete-game victory against Arizona (April 11), where she had three strikeouts but gave up no earned runs and walked one batter.

At Missouri (April 3) she had two strikeouts and allowed four runs on five hits with two walks over 7.0 frames in the series clincher.

Against South Carolina, Cellura had two strikeouts and allowed only one run on eight hits. Against A&M, she fanned six batters and allowed three runs on three hits. In the opener versus Oklahoma, Cellura had three strikeouts and gave up three runs on 10 hits, but no walks in any of those games.

Cellura pitched a career-high 8.0 innings in the 10-inning classic against UL Lafayette (Feb. 21). In that game, Cellura struck out three batters and gave up five hits and one unearned run.

The Legend of Cellura

Cellura, the most experienced arm in the bullpen in terms of innings pitched, is a two-time Mountain West Conference Tournament Champion at San Diego State and came to LSU with a 27-14 career record in the circle with a 2.48 ERA and 139 strikeouts in 262.0 innings.

Cellura, a 2025 All-Mountain West First Team selection who led SDSU to the NCAA Tournament last season, posted a 19-9 record, a 2.28 ERA and 94 strikeouts in 153.2 innings pitched. She threw four shutouts, led the Mountain West with a 4.70 strikeout-to-walk ratio, and ranked No. 3 in NCAA Division I softball with 0.91 walks per seven innings.

Stuntin' Like Her Daddy

Cece's father Mike, played professional men's slow pitch softball and was inducted into the United States Specialty Sports Association's Hall of Fame in 1988.

He is a two-time World Champion and was named to the All-World Team six times. A true slugger, he hit over 1,000 home runs in tournament play and batted over .600 at the World Series seven different times.

Monticelli for the Win

Pitcher Paytn Monticelli has been on fire in relief, picing up three wins against Ole Miss as noted earlier to improve to 6-3 this season with 49 strikeouts in 48.2 innings.

Monticelli pitched a solid 5.1 innings with four strikeouts and gave up two runs on three hits in the series finale loss against Arizona (April 12).

Monticelli had a dominant midweek performance against Louisiana Tech (March 24), where the first seven outs of the game were strikeouts. In 3.0 innings, she allowed one hit and one walk in her second combined shutout of the season.

Monticelli's first combined shutout was against Memphis (Feb. 28), where she struckout a season-high nine batters and held the opposing offense to a .100 clip over 6.0 inings.

The senior earned her first win in the circle as a Tiger in a complete game against Nevada (Feb. 6). Monticelli struck out five batters and gave up eight hits, two runs and two walks. It was her 10th career win in the circle.

Lady Whistledown in Louisiana

Dearest gentle readers,

It would seem that Paytn Monticelli has arrived in Baton Rouge with both reputation and results firmly in tow. Born in Lakenheath, England, this globally seasoned right-hander has long carried an air of distinction about her game. A two-time Wisconsin Gatorade Player of the Year, Monticelli first announced herself at Wisconsin before polishing her craft under the brightest of spotlights at Oklahoma, where she played a hand in the Sooners' 2024 Women's College World Series championship.

Her international ties proved no mere novelty, as she claimed a bronze medal with Great Britain at the 2025 European Championships. In that tournament, she was nothing short of ruthless in the circle—posting a pristine 0.00 ERA, striking out 33 over 16.1 innings, and holding opposing batters to a paltry .073 average. One suspects this Tiger's presence will not go unnoticed... or unanswered.

Clopton Clamp

Tatum Clopton, who is 7-1 in the circle, has a 2.21 ERA, has held opposing batters to a .214 average and has 32 strikeouts. Clopton has combined for two shutouts this season and has one save.

Clopton registered a season-high seven strikeouts in 4.1 innings against Central Arkansas, where she allowed one run on three hits. Clopton shined in the series finale against Texas A&M (March 16) where she tallied six strikeouts and picked up the win in her first complete game of the season.

Clopton had a phenomenal start to the 2026 season. Clopton's first appearance came in relief trailing 5-0 to NC State (Feb. 6) before dealing six strikeouts, and giving up one hit and no runs over 4.2 innings in what was LSU's walkoff victory. She then started in the weekend finale against Lamar (Feb. 8), where she retired 12 of the 13 batters she faced with three strikeouts, one hit, no runs and no walks in 4.0 innings.

The Comeback

Clopton returned to the circle in 2025 for the first time since 2022 at Oklahoma State due to injuries. Clopton finished the season with a 7-2 record and 3.14 ERA with 45 strikeouts in 58.0 innings pitched.

Clopton started in eight games, appeared in 15, and threw three complete games and one shutout. Clopton held opposing batters to a .186 average, and allowed 39 hits. Clopton threw a career-high 10 strikeouts in 7.0 innings against UT Arlington (Feb. 14, 2025).

The fifth-year senior is 15-3 all-time in the circle with a 2.79 ERA behind 83 strikeouts in 108.0 innings pitched.

One Thousand and Fifty-Seven Days

Clopton was sidelined for the 2023 and 2024 seasons, approximately 1,057 days, due to a shoulder injury. She was part of two WCWS teams at Oklahoma State before transferring to LSU after the 2023 season. In her return, Clopton earned a win against Charlotte (Feb. 8, 2025), where she combined for a shutout, throwing four strikeouts and gave up only one hit and one walk in her LSU debut.

As a freshman in 2022, Clopton was 1-0 in the circle with two appearances. She had eight strikeouts and joined in on one shutout. She logged five strikeouts and no earned runs on two hits in her lone career start, capturing her first win against Cal Baptist (Feb. 12, 2022).

Clopton is a two-time Kansas Gatorade Player of the Year.

The Newbies

The freshmen hurlers are Cali Deal (Quitman, La.), Lauryn Soeken (Katy, Texas) and potentially, utility player Ashlin Mowery (Lancaster, Ohio).

Deal is a three-time Louisiana Sports Writers Association First Team selection, and a finalist for the 2024 Louisiana Gatorade Player of the Year.

Soeken was selected to the 19-6A All-District First team and won the USSSA State Gold Glove Award, and Mowery is a four-time Ohio Capital Conference First Team selection and was named the 2025 Central District Division I Player of the Year.

Money Mowery

Mowery earned her first decision after striking out four and allowed one hit, one walk and no runs in 5.1 innings against Howard in her first career start (Feb. 22).

Mowery made her debut against Lamar on Feb. 8, where she retired three of the four batters she faced, capped by her first collegiate strikeout.

Overall this season, Mowery has a 0.66 ERA, has combined for four shutouts and has seven strikeouts in 10.2 innings.

The Real Deal

In her first career start, Cali Deal picked up her first decision, a win, after striking out three and surrendered one run, two hits and one walk in 4.0 innings at Nicholls (March 10).

She made her first SEC appearance against Texas A&M (March 14), where she struck out two batters in 3.0 innings in relief.

Deal slammed the door in the run-rule victory over Memphis (Feb. 27). Deal struck out the first two batters she faced, marking her first two collegiate strikeouts.

Deal entered the circle during opening weekend in relief for the final inning against Illinois on Feb. 8. Deal surrendered two hits and one unearned run against the Fighting Illini.

Maestro Neal

Bryce Neal, the conductor of this LSU offense, put together an explosive unit in 2025 behind a philosophy based off efficiency, quality plate decision-making within at-bats, and sustained pressure. Power was not the foundation of the unit, which had just 42 home runs, yet still ranked in the top five in the program's single-season record book, including a program record .438 on-base percentage, a .332 batting average that ranked No. 3, and a .484 slugging percentage that sits at No. 5. The Tigers 398 runs ranked No. 6 in the SEC and had 359 RBI, both of which ranks No. 3 in the program's record book.

Keep Building

It has been an up-and-down season offensively in 2026, but the offense will look to continue to build on its efficiency from a year ago, but also add more power.

We have seen glimpses of that power with five home runs in the SEC series at Tennessee (March 6-8) and against Oklahoma (March 27-29), an 11-hit game against South Carolina (March 20), and a season-series best six home runs against Missouri (April 2-4), that featured season-highs of 16 runs and 15 hits in the series-clinching win (April 3). The Tigers also batted .363 on 29 hits, including four home runs in the sweep over Ole Miss (April 17-19), the first of the season.

LSU has tallied 321 hits this season on a .273 batting average and have reached double-digit hits nine times this season, including the last two games entering the series at Mississippi St.

LassitHER

Jalia Lassiter is the club leader with a .343 batting average, 48 hits, 50 runs, and is on a team-best 15-game reached base streak. Lassiter also leads the team with 18 extra-base hits, including nine doubles, seven homers and two triples.

After hitting her seventh home run of the season at UL Lafayette (April 14), Lassiter batted .714 on five hits, scored five runs, drove in three and had four walks in the series versus Ole Miss, her former team (April 17-19). She scored a career-high three runs in game two, after walking a career-high three times in the series opener.

Lassiter has 29 RBI this season, and has scored 50 or more runs in consecutive seasons.

With one more hit-by-pitch, she will enter the top 10 for the most in a single season (currently at 11).

Lassiter's Lists of Blasts

Lassiter capped the 16-4 route at Missouri (April 3) with a two-run homer, a game in which she matched a career-high three runs.

The senior's fifth home run of the season against Oklahoma (March 27) was her 15th of her career.

Her fourth homer this year came against LA Tech (March 24), where she went 2-for-3 at the plate for her eighth multi-hit game of the season.

Two of Lassiter's home runs came in the SEC opening series at No. 1 Tennessee.

During opening weekend, Lassiter smacked a two-run home run to walk-off NC State (Feb. 6) after overcoming a 5-0 deficit.

Home Run Walk-Off History

Lassiter's walk-off home run was the program's first since Karli Petty did it on April 10, 2024 versus Southeastern Louisiana.

Lassiter's was the first walk-off in regulation since Taylor Pleasants launched one against Utah on Feb. 17, 2023.

The Active Career Lists

Lassiter is all over the active career lists in Division I Softball.

Entering the weekend, Lassiter ranks No. 16 with 173 career runs, No. 23 with 12 career triples, No. 38 with 218 career hits, and No. 39 with 97 walks.

Outfield U Continues with 7 at the Center

Lassiter became a three-time NFCA All-Region selection after batting .330 with 61 hits, including 15 doubles, one triple and three homers, highlighted by one grand slam in her first season with the Tigers. She also scored 51 runs and had 41 RBI.

Lassiter locked down the centerfield position in all 58 games last season, turning in a perfect fielding percentage with 57 putouts and two assists.

Six Seven

Kylee Edwards is second on the team with a .328 batting average with 45 hits, and paces the team with a .613 slugging percentage. She is on a team-high six-game hitting streak, which is also her longest streak of the season and has scored 30 runs. But how did she get here after a tough start to the season...

Dingers, That's How...

Pitchers have been dreading seeing 67 in the batter's box, and eventually see the 6-7 trend at home plate. K. Edwards homered in four of six games from March 24-April April 3, including twice in game two against Oklahoma (March 29). The streak went back further to five home runs in eight games, and six in 11 contests, ending on April 3. Over the 11-game stretch, K. Edwards had seven total homers.

K. Edwards leads the team with four game-tying or go-ahead home runs, and has nine total this season.

Making History

K. Edwards became the first LSU Tiger to hit for the cycle in game two against Missouri (April 3).

In her career-high four-hit game, K. Edwards started with a home run in the third inning, a single in the fifth, a double in the sixth and a triple in the seventh.

K. Edwards is one of two SEC players to hit for the cycle this season, but the only to do so against another SEC team. She recorded the SEC's fifth cycle all-time, and just the second in a conference game.

All-Time Cycles by SEC Softball Players

Player (School)	Opponent	Date
Kylee Edwards (LSU)	Missouri	April 3, 2026
Karissa Hamilton (UK)	No. Illinois	Feb. 20, 2026
Tonya Callahan (TENN)	Hofstra	Feb. 16, 2008
Holly Currie (AUB)	Arkansas	March 12, 2005
Angie Del Pozzo (UK)	Akron	March 9, 2001

Settling In

Since the Clearwater Invitational, which was the second weekend of the season, K. Edwards has been the top producer for the offense.

She has also become the top bat in SEC play, leading LSU with a .373 average on 22 hits, including seven homers, and has totaled 19 RBI and 49 total bases.

Kylee Edwards	Through Clearwater	Since Clearwater
Batting Average	.167	.374*
Hits	5	40*
Extra-Base Hits	1	16*
Slugging Pct.	.200	.729*
Home Runs	0	9*
RBI	1	29*
Runs	4	25

* = Leads team within span.

Highlights From The Kylee Show

K. Edwards has strung together a few good outings now.

Against Ole Miss (April 17-19), K. Edwards was 5-for-10 at the plate, hit a home run, scored two runs and had five RBI.

In the road series at Missouri (April 2-4), two of K. Edwards' five hits were home runs and she led the team with six RBI and a 1.077 slugging percentage, highlighted by her four-hit, four RBI game two, where she totaled 10 bases alone.

Against Oklahoma (March 27-29), K. Edwards had a .400 batting average with four hits, three of which were home runs. K. Edwards hit a two leadoff home runs in the series finale, marking a single game record for the junior.

Versus South Carolina (March 20-22), K. Edwards led LSU with a .455 batting average, a 1.000 slugging percentage and a .538 on-base percentage in the series win. She had a team-high five hits, four RBI and added three runs. She totaled 11 bases and hit her second home run and triple of the season.

K. Edwards had three hits twice over a four-game stretch, and capped a three-game hitting streak with her first home run as an LSU Tiger (vs. Memphis, Feb. 27) - the 15th of her career.

K. Edwards hit a walk-off triple as part of a 3-for-4 performance and two RBI outing against UL Lafayette (Feb. 21).

The Glove Transfer

As good as she is at the plate, K. Edwards has made some stellar plays out in the field, perhaps thanks to Taylor's Secret Sauce.

K. Edwards has been spotted wearing LSU All-American and now assistant coach Taylor Pleasants' old glove.

K. Edwards' began to wear Pleasants' glove in the fall when the former standout shortstop offered the newcomer to practice with it due to her glove being in a terrible condition.

Although she eventually got a new glove K. Edwards stated about Pleasants' glove "I found that it had the best pocket I've ever seen in my life."

"I know she [Pleasants] did good with it so I decided to keep it and it's worked pretty good for me so far."

K. Edwards plans to use the glove for the remainder of the season.

On the season, she has 68 assists, 55 putouts and five errors. The shortstop has also turned six double plays.

Staying in the South

K. Edwards, a 2025 NFCA South All-Region selection from Mississippi State, joined LSU with two years of eligibility remaining.

K. Edwards started in 111 games of the 112 appearances she has made in her collegiate career prior to 2026.

Last season, K. Edwards started all 58 games at shortstop and batted .290 with 47 hits, 34 runs and 37 ribbies. She had 18 extra-base hits, including nine homers, and had a .945 fielding percentage with 87 assists, 69 putouts and nine errors.

In two seasons at State, K. Edwards put together a .290 batting average with 83 hits and has 14 home runs.

AND SHE CAN HOOP!

K. Edwards' first love was actually basketball. At Shelbyville High School in Waldron, Ind., K. Edwards is the school's all-time leader in points (1,563), rebounds (570) and blocks (67, ironically). She is second all-time in steals (275) and third all-time in assists (196). She also holds the single-game record with 45 points.

The Hit Queen

Infielder Sierra Daniel is a consistent presence for LSU throughout her career. .

This season, Daniel has a .328 batting average behind 44 hits. Daniel also has 32 runs and 27 RBI.

Daniel enters the week with a hit in seven of the last 12 games, including four multi-hit games over that span. Daniel hit a home run in consecutive games (April 7, 10), matching her total home runs in her first two collegiate seasons combined.

Against Arizona (April 10), Daniel hit the go-ahead home run in the series opener for her second homer in as many games. Versus Central Arkansas (April 7), Daniel went 2-for-4 at the dish, including her first home run of the season.

At Missouri on April 3, Daniel had four hits, three runs, and three RBI, all which established or tied a career-high.

Don't Sleep on 23

Daniel has come up the biggest with runners in scoring position, where she leads the team with a .417 batting average on 15 hits.

She is just as clutch at second base, tallying a .987 fielding percentage with 73 putouts, 78 assists, and two errors. Daniel has turned 12 double plays this year.

Miss Consistent

Daniel's numbers are nothing new for LSU fans. The 2025 NFCA All-Region selection is a career .300 hitter inside or outside of SEC play for most of her career (batting .273 in SEC games in 2026).

Last season, Daniel registered a .381 average on 40 hits, including two home runs, and had a .460 on-base percentage last season. She also scored 32 runs and drove in 19.

The veteran second baseman had a .970 fielding percentage in 2025 with 74 assists, 56 putouts and four errors. She had a 17-game and 13-game stretch without an error last season.

A True Overcomer

In August 2023 during a physical, it was discovered that Daniel had Wolff Parkinson White Syndrome, a heart condition that causes the heart to beat abnormally fast for periods of time.

With the help of our partners at Our Lady of the Lake, Daniel was able to have a procedure to address this issue. She missed roughly one week of practice in the fall of 2023 before being fully cleared to return with no complications.

Slow Start, But Coming On

Tori Edwards has logged a hit in six of the last eight games, and leads the Tigers with 11 home runs after hitting three in the series against Ole Miss (April 17-19), including her third career multi-homer game, and first against an SEC opponent.

T. Edwards also leads the team with 36 RBI and 38 walks this season. She is 8-for-8 in stolen bases and is batting .252 with 28 hits.

Over the last 15 games, T. Edwards has a .368 average on 14 hits, including six home runs, and has drawn 15 walks.

T. Edwards Dominates the Sixth Inning

Last weekend in the series against Ole Miss, Tori had a .750 batting average on six hits, including three home runs, scored three runs, had eight RBI and drew four walks. Tori had a 2.000 slugging percentage and .833 on-base percentage.

Tori did much of her damage in the sixth inning alone in the series, where she produced two home runs, including the program's second inside-the-park grand slam, five RBI and two runs.

T. Edwards hit the game-winning grand slam in game one, drove in the game-winning run with a walk in game two, and added an insurance home run in game three, which was her second home run in the game.

Some Tori Notes

Tori needs two more home runs to tie Julie Wiese (2001-2004) at No. 10 all-time with 31 career home runs. She is three hits shy of 100 career hits.

This season, she is tied with Lassiter with a team-high 17 hits with runners in scoring position.

Her 17 double plays sits at No. 4 in the single-season record book.

Edwards and Edwards

Kylee and Tori had a run where they combined for nine of LSU's 15 home runs and 11 of 19. The duo also had a stretch of five consecutive home runs for the Tigers (March 29 - April 3). They hit all four of the home runs in the Ole Miss series and account for 20 of the club's 42 homers this season.

Just Keep Swinging

Although drawing four walks in game one at South Carolina - the most walks in a game since Savannah Jaquish in 2017 - T. Edwards was 0-for-8 in the series before hitting the series-clinching two-run double in the series finale at South Carolina.

Tori Tanks

After putting up one of the greatest freshman campaigns in program history highlighted by 18 home runs, T. Edwards' second homer of the 2026 season made her the fastest player to reach 20 career home runs, taking just 68 games.

Name	Games
Tori Edwards	68
Shelbi Sunseri	69
Sahvanna Jaquish	70
Bianka Bell	102

Multi Grand Slams in Single Season

As mentioned earlier, T. Edwards' grand slam against Ole Miss was the team's first of the season, but her fifth in her career after setting a program record with four in the 2025 season.

LSU hit seven grand slams in 2025, marking a program record, and has had four consecutive seasons with a player hitting multiple grand slams.

Tori Edwards - 4	2025
Shemiah Sanchez - 3	2019
Ali Newland - 2	2024
Ciara Briggs - 2	2023
Georgia Clark - 2	2022
Kellsie Kloss - 2	2016
Sahvanna Jaquish - 2	2015
Anissa Young - 2	2009

The Report Card

T. Edwards was selected as a 2025 NFCA All-American, and the 2025 SEC Freshman of the Year. She is the program's third SEC Freshman of the Year and first since Bianka Bell in 2013.

T. Edwards set a single-season program record with a .802 slugging percentage and tied for a program-best 18 home runs. She also ranked inside the top 10 with 73 RBI (No. 3) and an .495 on-base percentage (No. 9). Overall, T. Edwards led LSU with a .375 batting average behind 62 hits, scored 52 runs and drew 37 walks.

In the field, T. Edwards had 346 putouts at first base. and tallied eight assists.

Franklin Is A Gamer

Head Coach Beth Torina has called utility player Alix Franklin a gamer and she was not lying.

Franklin, who enters the weekend with a career-best 15-game reach streak, has a 14 extra-base hits this season, six of which are triples that leads the SEC and ranks No. 7 in the country. She also has three home runs after belting her third homer of the season against Missouri (April 3).

Overall, Franklin has a .282 batting average with 35 hits, 24 runs and 26 RBI. She also has assisted in two double plays from the outfield, a new position for the sophomore.

In the Ole Miss series, Franklin, who batted .455, tallied five hits, including a double and a triple, and scored three runs.

Franklin had a career-high three-hit game at Nicholls, where she was a home run shy of hitting for the cycle.

The Cajun Cannon

Bergeron has been an asset behind the plate for the Tigers. She is the program's all-time leader with a career .995 fielding percentage, has caught 25 runners stealing, including five this season, and has been a part of one double play. Bergeron has 173 putouts and nine assists with one error.

Last season, Bergeron recorded a .994 fielding percentage with 312 putouts, 13 assists and had two errors. The backstop threw out five runners trying to steal and participated in two double plays.

Don't Let Her Get Hot

Although it has not been the season she expected, Bergeron seems to be coming out of a funk, hitting in six of the last eight games, including two multi-hit games.

Bergeron led LSU last weekend with a .417 batting average and five hits, including matching a career-high three hits (3-for-4) and had three RBI against Central Arkansas. It was her 30th career multi-hit game and fifth career three-hit game. It was also her fifth multi-RBI game of the season.

Bergeron has also displayed timely hitting. LSU has 66 two-out RBI and Bergeron leads the way with 10 of them.

Overall, Bergeron is batting .215 on 26 hits, including two home runs and eight doubles. The senior has 21 RBI this season.

NEWS AND NOTES

Louisiana's Finest

Bergeron is a 2025 NFCA All-American and All-SEC selection after a career season at the plate last season. She batted .364 behind 60 hits, had a .498 on-base percentage, tallied 49 RBI, 37 runs and drew 45 walks. Bergeron had 19 extra-base hits last season, including nine home runs. Bergeron's numbers in 2025 showed displayed her improvement compared to her numbers in her first two seasons.

Category	2023-24	2025
Batting Average	.239	.364
Hits	53	60
Extra-Base Hits	14	19
Home Runs	5	9
RBI	27	49
Walks	25	45
Strikeouts	46	20
On-base Percentage	.320	.498

Smash Sisters and Company

The power of the Smash Sisters return in Bergeron and T. Edwards, who hit 27 of LSU's 42 home runs last season season and combined for 227 total bases.

The Smash Sisters will receive some additional help from three of their transfers in infielders Kylee Edwards (Mississippi State) and Ally Hutchins (Kentucky), and utility player Char Lorenz (Louisville). The trio brought a collective 35 home runs, 218 hits, 158 RBI and 376 total bases to Baton Rouge entering the 2026 season.

Super Char

Utility player Char Lorenz had a 2-for-2 day at the plate with two runs and two RBI at UL Lafayette (April 14), all of which tied for season-highs. One of those two hits was her sixth home run of the season.

Overall, Lorenz is batting .243 on the season and has 28 hits, 23 runs, 18 RBI and has drawn 31 walks after reaching via base on balls a team-high five times in the series against Ole Miss (April 17-19).

In the field, she has seen time in left field and behind the plate, tallying 112 putouts, four assists and three errors.

Lorenz had two hits, including her fourth homer of the season in the SEC opening series at Tennessee. Her lone hit of the series against Oklahoma was her fifth homer.

Lorenz On a Come Up

Lorenz had a big turnaround after the first two weekends of the season. In the next 17 games after the Clearwater Invitational, Lorenz led the Tigers with a .333 batting average, three home runs, 14 runs and 15 walks.

Char Lorenz	Through Clearwater	Next 17 Games
Batting Average	.214	.333*
Runs	4	14*
Hits	6	14
Extra-Base Hits	2	6
Home Runs	1	3*
RBI	3	10
Walks	4	15*
Stolen Bases	0-1	3-3

* = Led team within span.

A Breakout Weekend

Lorenz turned in a big weekend prior to the start of SEC play, where she batted .400 with all four of her hits being extra-base hits, including two solo home runs at McNeese (Feb. 24). It was the second time Lorenz had two homers in a game in her career (first at LSU).

She then had two doubles and four RBI against Iowa (Feb. 28), bringing her total for the week to seven ribbies and scored a team-high five runs. She also drew seven walks.

Lorenz hit the first home run for LSU in the 2026 season, a two-run shot in the 6-2 win over Nevada (Feb. 6).

She Has Promise

Lorenz came out and established herself quickly in college softball after being named a 2025 All-ACC selection as a freshman at Louisville.

Lorenz produced a .368 batting average and a .677 slugging percentage with 25 extra-base that included 11 doubles, five triples and nine home runs last season. Overall, Lorenz had 57 hits, scored 32 runs and had 13 stolen bases. Last season in the outfield, Lorenz had a .967 fielding percentage with 87 putouts, two assists and three errors.

Reunited

K. Edwards and Lorenz grew up near each other in Indiana and played club ball for the Indiana Magic Gold.

Geaux Hodge!

Infielder Avery Hodge hit her first home run of the season at Nicholls (March 10), accompanying a season-high three RBI.

Hodge led the Tigers at the plate in the SEC opening series at Tennessee with a .429 batting average on three hits. She also drew one walk to pace the team with a .500 on-base percentage.

Hodge had two RBI in game two against Missouri (April 3), marking her 10th multi-RBI game as a Tiger.

Won't Be Denied

Hodge, who has played the hot corner mostly this season, has been an asset defensively and has 51 assists and 38 putouts with five errors, and has turned seven double plays in 33 starts.

Hodge earned the No. 8 top play on SportsCenter's Top 10 Plays with her diving catch in foul territory against NC State (Feb. 6). She has seven games this season with three assists, including a season-high five at No. 1 Tennessee (March 7).

Hodge played all 58 games at shortstop last season, where she shined with 110 assists and 69 putouts. She turned six double plays and recorded a career-high six assists in the NCAA Tournament victory against UConn (May 17, 2025).

Championship Pedigree

Hodge transferred to LSU last season after winning two National Championships at Oklahoma. In 2024 she had 21 hits, 28 runs and nine RBI and totaled six extra-base hits. In the 2024 Women's College World Series, Hodge tallied four hits, including two doubles and scored four runs to help the Sooners win the title.

This Was Always Destiny

Destiny Harris is making the most of her opportunities. In 15 starts and 34 games played, Harris has two two-run home runs as part of her 11 hits, has 17 runs, and eight RBI.

In her start at UL Lafayette (April 14), Harris hit a two RBI single, to log her third multi-RBI game this season.

At South Carolina, Harris batted .750 in the series (3-for-4), scored a team-high four runs, drew a walk and stole a base.

Harris made her first collegiate start as a designated player, where she went 2-for-2 with two runs, two RBI and a walk against Michigan State (Feb. 21). Harris' first at-bat was a two-run shot before singling later in the game for her first multi-hit game. Harris hit her second two-run homer in the run rule victory against Memphis (Feb. 27).

Kee Kee!

Utility player Maddox McKee is also taking advantage of whatever chance she gets to play. In game two against South Carolina (March 21), McKee went 2-for-2 at the dish, highlighted by a two-run triple. She also had two ribbies in a game versus Missouri (April 3).

Overall, McKee has a .219 batting average behind seven hits, has eight RBI and seven runs in just eight starts and 27 appearances.

McKee had a three-game hitting streak that included a 2-for-3 performance against Nicholls (Feb. 27), marking her 10th career multi-hit game.

McKee's first hit of the season was a double at McNeese on Feb. 24. Against the Cowgirls in her career, McKee has at least one single, double, triple and home run.

Staying Versatile

McKee is living up to her position title as she displays the flexibility to be placed anywhere on the field. After making 37 starts last season, mostly as the designated player, and had some time in the infield throughout her first two seasons, McKee has appeared in left and right field, or as the designated player in 2026.

Last season, McKee had a .284 batting average behind 29 hits, scored 21 runs and had 14 RBI. She also drew 15 walks and was 10-for-12 in stolen bases.

Easy to Root For

A locker room favorite, freshman Ci'ella Pickett tallied three hits and had an RBI in six at-bats in her two starts against Texas A&M as a designated player.

Pickett got her first collegiate start in the shutout against Memphis (Feb. 28), where she hit a double, had two RBI and scored a run offensively, while also recording four putouts and one assists at third base.

Pickett made a start at first base versus Nicholls (March 10), where she hit her second double of the season, driving in another run.

Overall, the California native is batting .273 with six hits, has two runs and four RBI in six starts and 14 appearances.

Welcome to the SEC

In her first SEC start, which was the series finale at Tennessee, freshman Rylie Johnson hit her first collegiate home run, a leadoff solo shot, sparking a four-run third inning.

Johnson's second homer of the season, another leadoff blast, was against Central Arkansas on April 7.

On the season, Johnson has six hits, three RBI and six runs in 10 starts and 20 games played.

NEWS AND NOTES

Hutchins Dons the Purple & Gold

Infielder Ally Hutchins adds another dynamic to the LSU lineup.

Against Ole Miss, Hutchins recorded her third multi-hit game of the season (April 18), and has reached safely in seven consecutive games. In that seven game span, Hutchins has five hits.

Hutchins batted .333 on the weekend with two hits, including her 10th career double in the series opener against Arizona (April 10). She also scored a run, had an RBI and drew two walks last weekend.

Through the first three games of the season, Hutchins had a .571 batting average and a 1.143 slugging percentage highlighted by a solo shot in the rally walk-off win over NC State (Feb. 6).

In totality, Hutchins has a .211 batting average on 15 hits, nine RBI, and has drawn 19 walks this season, including a career-high three walks at McNeese (Feb. 24).

Hutchins also has scored 14 runs, and when she plays the hot corner, she has 11 putouts with 13 assists and no errors.

A Proven Vet

Over the past two seasons, Hutchins has made 102 starts and played in 112 games at Kentucky. Entering 2026, she had a .267 career batting average on 78 hits, 59 runs, 45 RBI and 12 home runs. She also had a .900 career fielding percentage with 74 assists and 34 putouts entering the 2026 season.

Hutchins started in all 58 games last season, where she batted .285, recorded 45 hits, including six home runs, and scored 41 runs. She also showed great plate discipline with 46 walks, turning in a .451 on-base percentage.

A Special Hit

After coming entering the Ole Miss game to catch the final out (April 18), Jada Phillips made her first start of the season in the finale, where she turned on a pitch for her first career hit. She also scored a run, her second of the season.

Gradie Gets the Hit

Freshman infielder Gradie Appling's first career hit was an RBI double against LA Tech (March 24) in the fourth inning to cap the 9-0 run-rule victory. She has also scored one run in five appearances as a pinch hitter or pinch runner.

La-YES!!

Outfielder Jadyn Laneaux made 52 starts and played in 56 games last season in left field.

Laneaux had a .313 batting average with 45 hits, including eight doubles and a triple. She also had 33 runs, 24 RBI and 27 walks.

Laneaux registered a .989 fielding percentage as she led the outfield with 89 putouts and had one assist and one error.

USA Softball Top 50 Watch List

Catcher Maci Bergeron, utility player Tori Edwards and utility pitcher Jayden Heavener have been placed on USA Softball's Top 50 Watch List for the 2026 USA Softball Collegiate Player of the Year award. The SEC leads all conferences with 24 athletes on the watch list.

LSU has had multiple members on the Top 50 Watch List in each of the past four seasons, with three selections tied for the most entering a season (2016 and 2024). The Tigers have been represented on the watch list with at least one player in 14 consecutive seasons.

The Top 25 Finalists will be announced on Wednesday, April 29. While an athlete does not have to be on the watch list to be considered for the Top 25, the eventual recipient will be selected from the list of finalists. The Top 10 Finalists will be revealed on Wednesday, May 13, and the Top 3 released on Monday, May 18. The 2026 USA Softball Collegiate Player of the Year will be announced prior to the 2026 NCAA Women's College World Series, which is May 28 through June 5, in Oklahoma City.

Preseason All-SEC Rankings

The LSU Tigers have been picked to finish seventh in the 2026 SEC Softball Preseason Coaches Poll with 119 points, and has two players in 2025 NFCA All-Americans, Maci Bergeron and, Tori Edwards listed on the 2026 Preseason All-SEC Team.

Texas, the reigning National Champions is favored to win the SEC, totaling 189 points and nine first-place votes. Oklahoma, the 2025 regular season SEC Champions, come in at No. 2 with 186 votes and six first-place votes, and Tennessee rounds out the top three with 166 points. The full rankings are on page 13.

Place	Team	Points
1.	Texas (9)	188
2.	Oklahoma (6)	186
3.	Tennessee	166
4.	Florida	144
5.	Arkansas	137
6.	Texas A&M	125
7.	LSU	119
8.	Georgia	105
9.	Alabama	94
10.	South Carolina	90
11.	Mississippi State	65
12.	Auburn	55
13.	Ole Miss	51
14.	Missouri	32
15.	Kentucky	17

The 2026 Schedule Notes

LSU's 2026 53-game regular season schedule will featured 30 games against 14 participants in the 2025 NCAA Tournament, including four WCWS participants (Ole Miss, Oklahoma, Tennessee and UCLA).

The Tigers will play in four tournaments, hosting three of them, participate in seven midweek games, and host a three-game series against Arizona (April 10-12) at Tiger Park.

LSU opens its SEC schedule with a three-game series at Tennessee on March 6-8 before its home opening conference series against Texas A&M on March 14-16 at Tiger Park. Other SEC series hosted by the Bayou Bengals will be Oklahoma (March 27-29), Ole Miss (April 17-19) and Auburn (April 30-May 2).

LSU's other SEC road series will be at South Carolina (March 20-22), Missouri (April 2-4) and Mississippi State (April 24-26).

The 2026 SEC Tournament will be May 5-9 at John Cropp Stadium in Lexington, Ky.

Tigers on TV

LSU will be featured in 12 nationally televised games during the 2026 season. Seven of the televised games will be broadcasted on SEC Network, three on ESPN2, and two on ESPN. Six of the broadcasts will come from Tiger Park.

Four of LSU's five games at the 2026 Shriners Children's Clearwater Invitational (Feb. 12-15) in Clearwater, Fla., will be televised.

The series finale at Tennessee to conclude the league's opening weekend (March 8) will air on SEC Network, and two of the games in LSU's SEC home opening series against Texas A&M (March 15-16) will be shown on SEC Network.

LSU and Oklahoma will have a pair of morning games at Tiger Park televised. The first on SEC Network on March 28, and the other on ESPN on March 29.

The Tigers last tv matchup on the road will be at Missouri on April 4 on SEC Network. LSU will make its second appearance on ESPN with the series finale against Arizona on April 12, and then conclude the regular season on SEC Network with a contest against Auburn on May 2 in Baton Rouge.

Built From Within

The LSU 2026 softball roster features a blend of proven experience and new talent. Although the Tigers return 12 players, including seven starters, they also welcome 11 newcomers, the most newcomers in program history. With a smaller roster size of 23 athletes, it has bred a ton of internal competition. Early in the season, multiple players have rotated in the outfield and at third base, specifically.

Portal Pickups

Of the 11 newcomers, five are transfers, making up Coach Torina's largest portal haul.

LSU picked up a pair of transfer pitchers in Cece Cellura (San Diego State) and Paytn Monticelli (Wisconsin/Oklahoma), two infielders in Kylee Edwards (Mississippi State) and Ally Hutchins (Kentucky), and utility player Char Lorenz (Louisville).

True Freshmen

For the second consecutive season, LSU welcomes six true freshmen to the family, including utility player Gradie Appling (Juliette, Ga.), pitcher Cali Deal (Quitman, La.), outfielder Rylie Johnson (Spotsylvania, Va.), utility player Ashlin Mowery (Lancaster, Ohio), utility player Ci'ella Pickett (Mentone, Calif.), and pitcher Lauryn Soeken (Katy, Texas).

Softball Signed Seven to the 2027 Roster

Head coach Beth Torina announced in the fall the signing of seven players to the 2027 roster.

The 2026 signing class ranks No. 3 in the nation according to D1Softball and Rivals/Softball America. Rivals/Softball America has the class comprised of two five-stars, four four-stars, and one three-star athlete.

The Tigers signed catcher Samantha Alekman (El Dorado Hills, Calif.), infielder Giselle De Casas (Hayward, Calif.), pitcher Addie Rackley (Buford, Ga.), outfielder Adelynn Siegel (Shiner, Texas), pitcher Ayla Tuua (Murietta, Calif.), catcher Karmen Vazquez (Hanford, Calif.), and outfielder Sydnee Williams (Phoenix, Ariz).

Tigers in the AUSL

After a successful inaugural season, the Athletes Unlimited Softball League (AUSL) has expanded to six teams and has selected host cities for each team: Chicago Bandits (Rosemont, Ill.), Carolina Blaze (Durham, N.C.), Portland Cascade (Hillsboro, Ore.), Oklahoma City Spark (Oklahoma City, Okla.), Utah Talons (Salt Lake City, Utah), and Texas Volts (Austin, Texas).

LSU will have six former athletes in the AUSL this season. Pitcher Carley Hoover and utility player Ali Newland will be on the Portland Cascade, outfielder Aliyah Andrew joins utility player Savannah Jaquish on the Utah Talons, who are the defending 2025 AUSL Champions - a team that was coached by former LSU Assistant Coach Howard Dobson (2012-2024) - and outfielder Ciara Briggs and utility player Danieca Coffey remain with the Texas Volts.

D1Softball All-Quarter Century Team

With 25 college softball seasons this century in the books, head coaches Beth Torina and Yvette Girouard, and four-time All-American Savannah Jaquish were named to D1Softball's All-Quarter Century Team.

Coach Torina has brought four LSU teams to the Women's College World Series (2012, 2015-2017), and Coach Girouard has brought five teams across two programs (LSU and ULL) to the WCWS. Girouard, who has an all-time record of 1,285-421-1 over 31 seasons, is one of three coaches to take multiple programs to the WCWS.

Jaquish played from 2014-2017 and is the program's all-time leader with 268 RBI, and ranks No. 2 all-time with 56 home runs, a .632 slugging percentage and 472 total bases.

LAST TIME A TIGER....

Scored three runs in a game:	Jalia Lassiter, Ole Miss, 04/18/26
Scored four runs in a game:	Aliyah Andrews & Morgan Smith, North Dakota, 02/17/21
Hit for the cycle:	Kylee Edwards, at Missouri, 04/03/26
Had four hits in a game:	Sierra Daniel & Kylee Edwards, at Missouri, 04/03/26
Had five hits in a game:	Sahvanna Jaquish, at South Carolina, 04/19/14
Had five RBIs in a game:	Tori Edwards, No. 10/11 South Carolina, 03/28/25
Had six RBIs in a game:	Tori Edwards, ULM, 03/05/25
Had seven RBIs in a game:	Amanda Doyle, North Dakota, 02/17/21
Had nine RBIs in a game:	Bianka Bell, at Louisiana Tech, 03/15/16
Had two doubles in a game:	Sierra Daniel, at No. 21/24 South Carolina, 03/21/26
Had three doubles in a game:	Taylor Pleasants, at Texas A&M, 04/09/22
Had two triples in a game:	Alix Franklin, NC State, 02/05/26
Had two home runs in a game:	Tori Edwards, Ole Miss, 04/19/26
Had three home runs in a game:	Bianka Bell, Kellsi Kloss, at Louisiana Tech, 03/15/16
Hit a grand slam:	Tori Edwards, Ole Miss, 04/17/26
Lead off game with home run:	Ali Newland, ULM, 04/02/24
Lead off inning with home run:	Tori Edwards, Ole Miss, 04/19/26
Hit an inside-the-park home run:	Tori Edwards, Ole Miss, 04/17/26
Hit a walk-off home run to win regulation game:	Jalia Lassiter, NC State, 02/06/26
Hit a walk-off home run to win an extra inning game:	Karli Petty, Southeastern Louisiana, 04/10/24
Had eight total bases in a game:	Kylee Edwards, No. 5/3 Oklahoma, 03/29/26
Had nine total bases in a game:	Tori Edwards, Ole Miss, 04/19/26
Had 10 total bases in a game:	Kylee Edwards, at Missouri, 04/03/26
Had 13 total bases in a game:	Bianka Bell, at Louisiana Tech, 03/15/16
Had 14 total bases in a game:	Kellsi Kloss, at Louisiana Tech, 03/15/16
Drew three walks in a game:	Jalia Lassiter & Char Lorenz, Ole Miss, 04/17/26
Drew four walks in a game:	Tori Edwards, at No. 21/24 South Carolina, 03/20/26
Drew five walks in a game:	Taylor Pleasants, Sam Houston St., 02/22/20
Drew two intentional walks in a game:	Amanda Doyle, Auburn, 03/11/18
Drew three intentional walks in a game:	Shelbi Sunseri, USC Upstate, 03/01/19
Hit by pitch twice in a game:	Jalia Lassiter, Michigan St., 02/20/26
Hit by pitch three times in a game:	Taylor Pleasants, vs. UL Lafayette, 05/22/21
Had two sacrifice hits in a game:	Madyson Manning, No. 13/15 Arkansas, 04/26/24
Had three sacrifice hits in a game:	Tara Asbill, at Alabama [Gm 1], 05/05/00
Had two sacrifice flies in a game:	Morgan Cummins, Sam Hosuton St., 02/22/20
Had two stolen bases in a game:	Maddox McKee, Michigan St., 02/20/26
Had three stolen bases in a game:	Ciara Briggs, Illinois State, 03/08/20
Had four stolen bases in a game:	Aliyah Andrews, Oregon State, 02/17/18
Seven-inning complete-game shutout:	Sydney Berzon, UConn, 05/17/25
Extra-inning complete-game shutout:	Shelbi Suneri, Ole Miss [8 IP], 04/01/21
Tossed a seven-inning perfect game:	Maribeth Gorsuch, Belmont [7 IP], 02/22/20
Tossed a perfect game:	Jayden Heavener, Charlotte [6 IP], 02/07/25
Tossed a no-hitter:	Jayden Heavener, at UL Lafayette, 04/14/26
Tossed a combined no-hitter:	Kilponen, Edwards, Abrams, Florida A&M, 02/09/20
Seven-inning no-hitter:	Kelley Lynch, Auburn, 04/13/24
Seven-inning complete-game one-hitter:	Jayden Heavener, vs. No. 17/18 Mississippi St., 04/07/25
Recorded 13 strikeouts in a game:	Jayden Heavener, Charlotte [6 IP], 02/07/25
Recorded 14 strikeouts in a game:	Ali Kilponen, Central Arkansas, 02/23/21
Recorded 15 strikeouts in a game:	Ali Kilponen, Campbell, 03/07/20
Recorded 16 strikeouts in a game:	Maribeth Gorsuch, Belmont, 02/22/20
Recorded 17 strikeouts in a game:	Brittany Mack, at No. 10 Missouri [Gm 1], 05/27/11
Recorded 18 strikeouts in a game:	Rachele Fico, vs. Syracuse, 05/20/11
Recorded 19 strikeouts in a game:	Britni Sneed, vs. Oklahoma, 05/26/01
Recorded 22 strikeouts in a game:	Rachele Fico, at Mississippi State, 03/08/13
Pitched 10+ innings:	Sydney Berzon, Boise State, 02/22/24
Pitched 11+ innings:	Ashley Czechner, vs. Harvard, 02/28/14
Pitched 13+ innings:	Sydney Berzon, vs. #20 Alabama [14 IP], 05/08/24
Pitched 19+ innings:	Allie Walljasper, Ole Miss, 04/06/18
Had 18 putouts:	Morgan Russell, vs. Syracuse, 05/20/11
Had 19 putouts:	Jennifer Schuelke, vs. Oklahoma, 05/26/01
Had 24 putouts:	Raeleen Gutierrez, vs. #20 Alabama, 05/08/24
Had 26 putouts:	Amanda Doyle, Ole Miss, 04/11/18
Had six assists:	Sierra Daniel, UL Lafayette, 02/21/26
Had seven assists:	Taylor Pleasants, No. 19/25 UL Lafayette, 04/16/24
Had eight assists:	Taylor Tidwell, vs. UL Lafayette, 05/23/21
Had nine assists:	Taylor Pleasants, vs. #20 Alabama, 05/08/24
Had 10 assists:	Becca Schulte, Ole Miss, 04/06/18

Inning-by-Inning

SCORE BY INNINGS	1	2	3	4	5	6	7	8	9	10 +	TOTALS
LSU	39	41	52	39	18	48	22	0	0	1	260
Opponents	23	14	21	23	26	22	10	1	0	1	141

HONORS & AWARDS

Maci Bergeron

- USA Softball Top 50 Watch List
- Preseason All-SEC Selection

Tori Edwards

- USA Softball Top 50 Watch List
- Preseason All-SEC Selection
- D1Softball Preseason All-American
- Softball America Preseason All-American

Jayden Heavener

- USA Softball Top 50 Watch List

Paytn Monticelli

- SEC Pitcher of the Week (April 21)

Beth Torina

- D1Softball All-Quarter Century Team

Multi Hit Games, Multi RBI Games, Streaks

Multiple-Hit Games

(Career # in parentheses)

	2	3	4	5+	Total
Daniel	9 (24)	3 (4)	1 (1)	-	13 (29)
Lassiter*	8 (21)	4 (6)	- (1)	-	12 (28)
K. Edwards*	7 (7)	4 (4)	1 (1)	-	12 (12)
T. Edwards	5 (17)	2 (8)	-	-	7 (25)
Franklin	5 (5)	1 (1)	-	-	6 (6)
Lorenz*	6 (6)	-	-	-	6 (6)
Bergeron	3 (25)	1 (5)	-	-	4 (30)
Hutchins*	3 (3)	-	-	-	3 (3)
McKee	2 (8)	- (3)	-	-	2 (11)
Harris	2 (2)	-	-	-	2 (2)
Pickett	1 (1)	-	-	-	1 (1)
Hodge*	- (12)	- (1)	-	-	- (13)
Laneaux	- (9)	- (2)	-	-	- (11)

Multiple-RBI Games

(Career # in parentheses)

	2	3	4	5+	Total
K. Edwards*	7 (7)	1 (1)	2 (2)	-	10 (10)
T. Edwards	5 (14)	2 (3)	2 (7)	- (3)	9 (27)
Lassiter*	7 (14)	1 (4)	- (1)	-	8 (19)
Daniel	5 (9)	3 (4)	-	-	8 (13)
Bergeron	3 (10)	2 (9)	- (1)	- (1)	5 (21)
Franklin	4 (4)	-	1 (1)	-	5 (5)
Lorenz*	3 (3)	-	1 (1)	-	4 (4)
Harris	3 (3)	-	-	-	3 (3)
Hodge*	1 (7)	1 (2)	-	- (1)	2 (10)
McKee	1 (5)	1 (1)	-	-	2 (6)
Hutchins*	-	1 (1)	-	-	1 (1)
Pickett	1 (1)	-	-	-	1 (1)
Laneaux	- (5)	- (1)	-	-	- (6)

* = During LSU Career Only

Longest Hitting Streak

	Current	2026	Career
K. Edwards*	6	6	6 (2026)
Lassiter*	5	9	9 (2026)
Franklin	3	7	7 (2026)
T. Edwards	3	4	7 (2025)
Daniel	2	4	10 (2025)
Bergeron	2	3	8 (2025)
Hodge*	1	4	9 (2025)
Appling	1	1	1 (2026)
Phillips	1	1	1 (2026)
Laneaux	1	-	6 (2025)
Harris	-	4	4 (2026)
Pickett	-	4	4 (2026)
McKee	-	3	5 (2025)
Hutchins*	-	3	3 (2026)
Lorenz*	-	3	3 (2026)
Johnson	-	2	2 (2026)

Longest Reached Based Streak

	Current	2026	Career
Lassiter*	15	15	21 (2025-26)
Franklin	15	15	15 (2026)
T. Edwards	8	9	17 (2025)
Hutchins*	7	7	7 (2026)
K. Edwards*	6	6	6 (2026)
Hodge*	3	7	13 (2025)
Daniel	2	10	24 (2025-26)
Bergeron	2	9	17 (2024-25, 2025)
Lorenz	1	18	18 (2026)
Pickett	1	4	4 (2026)
Appling	1	1	1 (2026)
Phillips	1	1	1 (2026)
Laneaux	1	-	11 (2025)
Harris	-	6	6 (2026)
McKee	-	3	7 (2025)
Johnson	-	3	3 (2026)

* = During LSU Career Only

Statistic	Player	National Rank	Conference Rank	Value	National Leader	Value	Conference Leader	Value
Assists (140 ranked)					Danitza Hernandez, Miami (OH)	136	Allie Blum, Kentucky	107
Assists Per Game (144 ranked)					Avery Weisbrook, Long Beach St.	2.98	Allie Blum, Kentucky	2.14
Batting Average (148 ranked)					Isa Torres, Florida St.	0.589	Katie Stewart, Texas	0.478
Caught Stealing By (128 ranked)					Isabella Smithson, Buffalo	19	Kennedy Bunker, Ole Miss	11
Complete Games (266 ranked)	Jayden Heavener Cece Cellura	26 266	2 17	13 5	Maya Johnson, Belmont	24	Keagan Rothrock, Florida	15
Doubles (129 ranked)					Jessie Clemons, Iowa St. Katie Parisi, UAlbany Aminah Vega, Duke	20 20 20	Taylor Shumaker, Florida	16
Doubles Per Game (143 ranked)					Katie Parisi, UAlbany	0.56	Kayden Henry, Texas	0.36
Earned Run Average (150 ranked)	Jayden Heavener	106	18	2.67	Maya Johnson, Belmont	0.73	Erin Nuwer, Tennessee	0.82
Games Started (274 ranked)	Jayden Heavener	180	12	17	Kasey Ricard, Boston U.	36	Keagan Rothrock, Florida	26
Hit Batters (115 ranked)	Cece Cellura	1	1	1	13 players tied	1	Cece Cellura, LSU	1
Hit By Pitch (217 ranked)	Jalia Lassiter	35	1	11	Kate Linkletter, Jacksonville	23	Jalia Lassiter, LSU	11
Hit by Pitch per Game (150 ranked)	Jalia Lassiter	53	1	0.24	Kate Linkletter, Jacksonville	0.55	Jalia Lassiter, LSU	0.24
Hits (149 ranked)					Moriah Polar, Purdue	89	Taylor Shumaker, Florida	77
Hits Allowed Per Seven Innings (150 ranked)	Jayden Heavener Paytn Monticelli	62 150	15 24	5.46 6.33	Karlynn Pickens, Tennessee	2.65	Karlynn Pickens, Tennessee	2.65
Home Runs (208 ranked)	Tori Edwards	155	21	11	Kendall Wells, Oklahoma	34	Kendall Wells, Oklahoma	34
Home Runs Per Game (150 ranked)					Kendall Wells, Oklahoma	0.71	Kendall Wells, Oklahoma	0.71
Innings Pitched (248 ranked)	Jayden Heavener	122	8	115.1	Kasey Ricard, Boston U.	202.0	Keagan Rothrock, Florida	153.0
On Base Percentage (149 ranked)					Megan Grant, UCLA	0.651	Mya Perez, Texas A&M	0.616
Pitching Appearances (289 ranked)	Jayden Heavener	246	14	26	Kasey Ricard, Boston U.	41	Jori Heard, South Carolina Keagan Rothrock, Florida	32 32
RBI's (140 ranked)					Jordan Woolery, UCLA	100	Kendall Wells, Oklahoma	76
Runs (44 ranked)	Jalia Lassiter	44	10	50	Rylee Slimp, UCLA	78	Taylor Shumaker, Florida	72
Runs Batted In Per Game (149 ranked)					Jordan Woolery, UCLA	2.17	Kendall Wells, Oklahoma	1.58
Runs per Game (150 ranked)	Jalia Lassiter	51	10	1.09	Rylee Slimp, UCLA	1.70	Taylor Shumaker, Florida	1.47
Sacrifice Bunts per game (146 ranked)					Chloe Cummings, Siena	0.38	Leighann Goode, Texas	0.21
Sacrifice Flies (62 ranked)					Emily LeGette, North Carolina	9	Tallen Edwards, Texas A&M Micaela Wark, Texas A&M	6 6
Saves (94 ranked)	Jayden Heavener	94	14	2	Jordyn Frahm, Nebraska	9	6 players tied	4
Shutouts (117 ranked)	Jayden Heavener	58	8	3	Kasey Ricard, Boston U.	12	Peja Goold, Mississippi St.	8
Slugging Percentage (300 ranked)					Megan Grant, UCLA	1.339	Kendall Wells, Oklahoma	1.111
Stolen Base Percentage (43 ranked)					5 players tied	1.000	Kayden Henry, Texas	0.955
Stolen Bases (285 ranked)	Jalia Lassiter	285	11	10	Kirnan Bailey, Dayton	38	Kayden Henry, Texas	21
Stolen Bases Per Game (150 ranked)					Kirnan Bailey, Dayton	0.97	Kayden Henry, Texas	0.50
Strikeout-to-Walk Ratio (150 ranked)	Cece Cellura Paytn Monticelli	122 144	20 22	2.46 2.33	Maya Johnson, Belmont	12.16	Jocelyn Briski, Alabama	10.85
Strikeouts (149 ranked)	Jayden Heavener	87	15	98	Maya Johnson, Belmont	304	Alyssa Faircloth, Mississippi St.	195
Strikeouts Per Seven Innings (150 ranked)	Paytn Monticelli	66	14	7.0	Maya Johnson, Belmont	13.1	Alyssa Faircloth, Mississippi St.	11.3
Total Bases (149 ranked)					Jordan Woolery, UCLA	180	Kendall Wells, Oklahoma	160
Toughest to Strike Out (150 ranked)	Kylee Edwards	62	3	22.8	Taylor Carraway, Oakland Aglaia Rudd, Robert Morris	0.0 0.0	Sophia Knight, Tennessee	24.4
Triples (22 ranked)	Alix Franklin	7	1	6	Madison Clark, Nevada Hannah Ferguson, Saint Mary's (CA) Presley Lively, South Alabama	8 8 8	Alix Franklin, LSU Karissa Hamilton, Kentucky	6 6
Triples Per Game (145 ranked)	Alix Franklin Sierra Daniel Kylee Edwards	15 93 93	1 4 4	0.14 0.09 0.09	Tyler Suttles, N.C. Central	0.21	Alix Franklin, LSU	0.14
Victories (143 ranked)	Jayden Heavener	113	13	11	Kasey Ricard, Boston U.	27	Keagan Rothrock, Florida	23

2026 NCAA Individual as of April 21

Statistic	Player	National Rank	Conference Rank	Value	National Leader	Value	Conference Leader	Value
WHIP (150 ranked)					Erin Nuwer, Tennessee	0.65	Erin Nuwer, Tennessee	0.65
Walks Allowed Per Seven Innings (150 ranked)	Cece Cellura	17	3	1.20	Kylie Wilson, Texas Southern	0.69	Jocelyn Briski, Alabama	0.85
Walks Per Game (150 ranked)	Tori Edwards Char Lorenz Sierra Daniel Jalia Lassiter	21 81 112 148	3 13 18 23	0.84 0.69 0.65 0.61	Megan Grant, UCLA	1.17	Mya Perez, Texas A&M	0.96

2026 NCAA Team Rankings as of April 21

Statistic	National Rank	Conference Rank	Value	National Leader	Value	Conference Leader	Value
Batting Average (304 ranked)	215	14	0.273	Oklahoma	0.405	Oklahoma	0.405
Double Plays (304 ranked)	27	4	21	Arizona	36	Arkansas	33
Double Plays per Game (304 ranked)	36	4	0.46	Arizona	0.82	Arkansas	0.75
Doubles (304 ranked)	174	14	55	Florida	100	Florida	100
Doubles per Game (304 ranked)	202	14	1.20	Central Conn. St.	2.11	Florida	2.04
Earned Run Average (304 ranked)	20	6	2.76	Tennessee	1.20	Tennessee	1.20
Fielding Percentage (304 ranked)	19	9	0.976	Missouri	0.987	Missouri	0.987
Hit Batters (304 ranked)	238	14	33	Morehead St.	5	Ole Miss	8
Hit By Pitch (304 ranked)	53	6	35	Indiana	63	Tennessee	42
Hits (304 ranked)	174	15	321	Oklahoma	540	Oklahoma	540
Hits Allowed Per Seven Innings (304 ranked)	19	7	6.16	Tennessee	3.15	Tennessee	3.15
Home Runs (300 ranked)	73	13	46	Oklahoma	161	Oklahoma	161
Home Runs per game (303 ranked)	75	13	1.00	UCLA	3.35	Oklahoma	3.29
On Base Percentage (304 ranked)	67	9	0.404	UCLA	0.504	Oklahoma	0.500
RBIs Per Game (304 ranked)	107	11	4.98	UCLA	10.85	Oklahoma	10.57
Runs Batted In (304 ranked)	95	11	229	Oklahoma	518	Oklahoma	518
Scoring (304 ranked)	97	11	5.65	UCLA	11.30	Oklahoma	10.86
Shutouts (226 ranked)	35	9	7	Southeastern La.	19	Alabama	18
Slugging Percentage (304 ranked)	111	14	0.468	UCLA	0.846	Oklahoma	0.834
Stolen Bases per Game (304 ranked)	111	5	1.13	Prairie View	3.74	Texas	1.43
Strikeout-to-Walk Ratio (304 ranked)	57	11	1.85	Belmont	5.02	Alabama	4.54
Team Strikeouts Per Seven Innings (300 ranked)	79	14	5.18	Belmont	10.28	Mississippi St.	9.03
Total Runs (304 ranked)	89	10	260	Oklahoma	532	Oklahoma	532
Total Sacrifice Bunts (303 ranked)	279	12	7	Fairfield	56	Missouri	31
Total Sacrifice Flies (304 ranked)	235	15	8	Oregon	31	Texas A&M	26
Total Stolen Bases (304 ranked)	90	4	52	Prairie View	146	Alabama Oklahoma	65 65
Triple Plays (1 ranked)				8 teams tied	1		
Triples (296 ranked)	10	1	18	Southeastern La.	27	LSU	18
Triples per Game (301 ranked)	12	1	0.39	Prairie View	0.59	LSU	0.39
WHIP (304 ranked)	23	8	1.28	Tennessee	0.78	Tennessee	0.78
WL Percentage (304 ranked)	42	10	0.696	Alabama	0.915	Alabama	0.915
Walks (304 ranked)	5	2	230	Penn St.	248	Oklahoma	237

2026 OVERALL STATS

Record: 32-14 Home: 24-5 Away: 7-5 Neutral: 1-4 SEC: 9-9

Player	avg	gp-gs	ab	r	h	2b	3b	hr	rbi	tb	slg%	bb	hp	so	gdp	ob%	sf	sh	sb-att	po	a	e	fld%	
7 Jalia Lassiter	.343	46-46	140	50	48	9	2	7	29	82	.586	28	11	20	1	.481	2	1	10-11	62	2	0	1.000	
67 Kylee Edwards	.328	46-46	137	30	45	4	4	9	30	84	.613	14	4	6	0	.406	0	1	7-8	65	84	5	.968	
23 Sierra Daniel	.328	46-46	134	32	44	9	4	2	27	67	.500	30	2	18	0	.452	2	2	7-8	73	78	2	.987	
20 Alix Franklin	.282	44-43	124	24	35	5	6	3	26	61	.492	25	2	22	1	.405	2	0	3-3	70	2	3	.960	
42 Tori Edwards	.281	45-45	121	30	34	5	1	11	36	74	.612	38	0	28	2	.453	0	0	8-8	268	8	6	.979	
24 Char Lorenz	.243	45-45	115	23	28	4	0	6	18	50	.435	31	4	17	0	.417	1	0	3-4	112	4	3	.975	
12 Maci Bergeron	.215	40-40	121	6	26	8	0	2	21	40	.331	20	0	19	1	.326	0	0	0-0	173	9	1	.995	

4 Gradie Appling	.500	5-0	2	1	1	1	0	0	1	2	1.000	0	0	1	0	.500	0	0	0-0	0	0	0	.000	
33 Destiny Harris	.282	34-15	39	17	11	1	0	2	8	18	.462	5	4	9	0	.417	0	0	5-5	5	0	0	1.000	
44 Ci'ella Pickett	.273	14-6	22	2	6	2	0	0	4	8	.364	1	1	3	0	.333	0	0	0-0	15	2	1	.944	
2 Maddox McKee	.219	27-8	32	7	7	1	1	0	8	10	.313	1	2	7	0	.286	0	0	4-5	16	0	0	1.000	
1 Ally Hutchins	.211	32-28	71	14	15	4	0	1	9	22	.310	19	1	17	0	.380	1	0	0-1	11	13	0	1.000	
10 Rylie Johnson	.182	21-12	33	6	6	0	0	2	3	12	.364	4	2	5	0	.308	0	0	1-1	2	0	0	1.000	
82 Avery Hodge	.179	40-33	78	16	14	2	0	1	9	19	.244	14	2	9	0	.319	0	3	4-5	38	51	5	.947	
28 Jada Phillips	.167	7-1	6	2	1	0	0	0	0	1	.167	0	0	1	0	.167	0	0	0-0	7	1	0	1.000	
0 Jayden Heavener	.000	1-0	1	0	0	0	0	0	0	0	.000	0	0	0	0	.000	0	0	0-0	0	16	2	.889	
Totals	.273	46	1176	260	321	55	18	46	229	550	.468	230	35	182	5	.404	8	7	52-59	920	299	30	.976	
Opponents	.235	46	1151	141	270	40	2	35	127	419	.364	123	33	227	13	.323	12	16	13-18	868	308	39	.968	

LOB - Team (328), Opp (274). DPs turned - Team (21), Opp (17). IBB - Team (1), T. Edwards 1, Opp (1).

(All games Sorted by Earned run avg)

Player	era	w-l	app	gs	cg	sho	sv	ip	h	r	er	bb	so	2b	3b	hr	b/avg	wp	hp	bk	sfa	sha		
0 Jayden Heavener	2.67	11-6	26	17	13	3/0	2	115.1	90	56	44	66	98	13	1	14	.213	19	20	0	8	6		
21 Cece Cellura	3.50	6-4	17	12	5	0/0	0	76.0	93	43	38	13	32	13	1	11	.299	3	1	0	2	5		

14 Ashlin Mowery	0.66	1-0	6	1	0	0/4	0	10.2	3	1	1	2	7	1	0	0	.088	0	2	0	0	1		
8 Cali Deal	1.80	1-0	6	1	0	0/1	0	11.2	6	4	3	5	9	2	0	1	.146	0	1	0	0	0		
18 Tatum Clopton	2.21	7-1	12	8	1	0/2	1	44.1	34	16	14	16	32	4	0	5	.214	1	2	0	2	2		
17 Paytn Monticelli	3.02	6-3	16	7	1	0/2	0	48.2	44	21	21	21	49	7	0	4	.240	5	7	0	0	2		
Totals	2.76	32-14	46	46	20	7/4	3	306.2	270	141	121	123	227	40	2	35	.235	28	33	0	12	16		
Opponents	5.42	14-32	46	46	10	4/1	4	289.1	321	260	224	230	182	55	18	46	.273	32	35	0	8	7		

PB - Team (8), Lorenz 4, Bergeron 3, Phillips 1, Opp (4). SBA/ATT - Bergeron (8-13), Heavener (4-7), Cellura (6-6), Lorenz (4-4), Clopton (2-2), Monticelli (1-2), Mowery (0-1), Phillips (1-1).

2026 SEC OVERALL STATS

Record: 9-9 Home: 5-4 Away: 4-5 SEC: 9-9

Player	avg	gp-gs	ab	r	h	2b	3b	hr	rbi	tb	slg%	bb	hp	so	gdp	ob%	sf	sh	sb-att	po	a	e	fld%		
67 Kylee Edwards	.373	18-18	59	12	22	2	2	7	19	49	.831	6	1	3	0	.439	0	1	2-3	29	32	1	.984		
20 Alix Franklin	.309	16-16	55	9	17	2	1	2	8	27	.491	6	0	10	1	.371	1	0	0-0	30	0	1	.968		
7 Jalia Lassiter	.283	18-18	60	17	17	4	0	4	11	33	.550	10	3	14	1	.411	0	0	1-1	21	1	0	1.000		
42 Tori Edwards	.275	18-18	51	10	14	2	0	6	16	34	.667	16	0	16	0	.448	0	0	0-0	123	0	3	.976		
23 Sierra Daniel	.273	18-18	55	11	15	4	0	0	6	19	.345	10	0	10	0	.385	0	1	0-1	34	34	1	.986		
82 Avery Hodge	.195	18-15	41	8	8	1	0	0	5	9	.220	8	1	5	0	.340	0	1	2-3	19	25	3	.936		
12 Maci Bergeron	.188	15-15	48	2	9	3	0	1	7	15	.313	7	0	8	0	.291	0	0	0-0	68	4	1	.986		
24 Char Lorenz	.160	17-17	50	7	8	0	0	2	3	14	.280	10	1	10	0	.311	0	0	1-1	38	0	1	.974		

44 Ci'ella Pickett	.308	7-4	13	0	4	0	0	0	1	4	.308	1	0	3	0	.357	0	0	0-0	0	0	0	.000		
28 Jada Phillips	.250	4-1	4	2	1	0	0	0	0	1	.250	0	0	0	0	.250	0	0	0-0	4	1	0	1.000		
33 Destiny Harris	.222	14-7	18	5	4	0	0	0	0	4	.222	2	1	8	0	.333	0	0	2-2	0	0	0	.000		
2 Maddox McKee	.188	13-5	16	2	3	0	1	0	5	5	.313	0	2	6	0	.278	0	0	0-1	9	0	0	1.000		
10 Rylie Johnson	.182	5-4	11	2	2	0	0	1	1	5	.455	1	0	2	0	.250	0	0	0-0	2	0	0	1.000		
1 Ally Hutchins	.176	8-6	17	2	3	1	0	0	0	4	.235	4	0	7	0	.333	0	0	0-0	3	0	0	1.000		
4 Gradie Appling	.000	1-0	0	0	0	0	0	0	0	0	.000	0	0	0	0	.000	0	0	0-0	0	0	0	.000		
Totals	.255	18	498	89	127	19	4	23	82	223	.448	81	9	102	2	.368	1	3	8-12	382	121	12	.977		
Opponents	.257	18	499	77	128	11	0	28	75	223	.447	54	12	83	3	.340	6	8	6-8	378	135	13	.975		

LOB - Team (125), Opp (120). DPs turned - Team (5), Opp (8). IBB - Team (1), T. Edwards 1.

(SEC games only Sorted by Earned run avg)

Player	era	w-l	app	gs	cg	sho	sv	ip	h	r	er	bb	so	2b	3b	hr	b/avg	wp	hp	bk	sfa	sha	
0 Jayden Heavener	3.36	3-4	13	8	5	0/0	1	56.1	47	33	27	33	45	6	0	11	.225	7	9	0	5	4	
21 Cece Cellura	4.69	2-4	8	6	3	0/0	0	37.1	47	26	25	5	15	4	0	11	.296	2	0	0	0	2	

17 Paytn Monticelli	2.57	3-1	7	1	0	0/0	0	16.1	15	6	6	7	12	0	0	2	.242	2	3	0	0	1	
18 Tatum Clopton	4.40	1-0	4	3	1	0/0	0	14.1	18	10	9	8	9	1	0	3	.305	1	0	0	1	1	
8 Cali Deal	4.67	0-0	1	0	0	0/0	0	3.0	1	2	2	1	2	0	0	1	.100	0	0	0	0	0	
Totals	3.79	9-9	18	18	9	0/0	1	127.1	128	77	69	54	83	11	0	28	.257	12	12	0	6	8	
Opponents	4.00	9-9	18	18	4	2/0	3	126.0	127	89	72	81	102	19	4	23	.255	10	9	0	1	3	

PB - Team (6), Bergeron 3, Lorenz 2, Phillips 1, Opp (2). SBA/ATT - Bergeron (5-7), Cellura (4-4), Heavener (2-4), Phillips (1-1).

2026 RESULTS

DATE	OPPONENT	RESULT	INN	LSU R-H-E	OPP. R-H-E	RECORD [SEC]	PITCHER OF RECORD	ATT	TIME
Feb. 5, 2026	NC State!	W, 11-3	5	11-10-1	3-2-3	1-0 [0-0]	Heavener [1-0]	601	1:57
Feb. 6, 2026	Nevada!	W, 6-2	7	6-6-0	2-8-0	2-0 [0-0]	Monticelli [1-0]	760	2:26
Feb. 6, 2026	NC State!	W, 7-5	7	7-9-0	5-8-0	3-0 [0-0]	Clopton [1-0]	760	2:19
Feb. 7, 2026	Nevada!	W, 8-0	6	8-3-0	0-7-1	4-0 [0-0]	Heavener [2-0]	1033	2:12
Feb. 8, 2026	Illinois!	W, 9-1	5	9-5-1	1-7-2	5-0 [0-0]	Cellura [1-0]	1010	1:34
Feb. 8, 2026	Lamar!	W, 8-0	5	8-9-0	0-1-0	6-0 [0-0]	Clopton [2-0]	1010	1:33
Feb. 12, 2026	vs. No. 11/8 Nebraska\$	L, 6-0	7	0-6-3	6-8-0	6-1 [0-0]	Heavener [2-1]	2141	2:08
Feb. 12, 2026	vs. RV/No. 23 Oklahoma St.\$	W, 9-4	7	9-8-1	4-7-2	7-1 [0-0]	Cellura [2-0]	2141	2:17
Feb. 13, 2026	vs. No. 22/19 Duke\$	L, 5-3	7	3-6-2	5-10-0	7-2 [0-0]	Heavener [2-2]	5218	2:33
Feb. 14, 2026	vs. UCF\$	L, 5-1	7	1-8-0	5-13-0	7-3 [0-0]	Clopton [2-1]	5122	2:22
Feb. 15, 2026	vs. No. 6/7 UCLA\$	L, 8-0	6	0-3-1	8-11-0	7-4 [0-0]	Monticelli [1-1]	4908	2:02
Feb. 17, 2026	South Alabama	W, 10-2	5	10-7-0	2-5-3	8-4 [0-0]	Clopton [3-1]	821	1:47
Feb. 20, 2026	Michigan St.%	W, 9-0	5	9-7-0	0-3-3	9-4 [0-0]	Heavener [3-2]	770	1:46
Feb. 21, 2026	UL Lafayette%	W, 2-1	10	2-10-1	1-5-1	10-4 [0-0]	Heavener [4-2]	1780	3:00
Feb. 21, 2026	Michigan St.%	W, 5-4	7	5-6-0	4-7-1	11-4 [0-0]	Clopton [4-1]	1780	2:08
Feb. 22, 2026	Howard%	W, 1-0	7	1-5-1	0-1-1	12-4 [0-0]	Mowery [1-0]	817	1:32
Feb. 24, 2026	at McNeese	W, 9-3	7	9-10-0	3-6-1	13-4 [0-0]	Heavener [5-2]	1493	2:50
Feb. 27, 2026	Nicholls^	W, 3-1	7	3-5-0	1-1-1	14-4 [0-0]	Clopton [5-1]	1048	2:01
Feb. 27, 2026	Memphis^	W, 11-2	5	11-6-0	2-4-2	15-4 [0-0]	Cellura [3-0]	1048	1:48
Feb. 28, 2026	Iowa^	W, 5-3	7	5-6-1	3-4-0	16-4 [0-0]	Heavener [6-2]	1330	1:42
Feb. 28, 2026	Memphis^	W, 7-0	7	7-4-0	0-2-1	17-4 [0-0]	Monticelli [2-1]	1330	2:15
March 6, 2026	at No. 1 Tennessee	L, 5-0	7	0-4-1	5-9-0	17-5 [0-1]	Heavener [6-3]	2163	1:46
March 7, 2026	at No. 1 Tennessee	L, 11-6	7	6-5-0	11-14-0	17-6 [0-2]	Cellura [3-1]	2203	2:21
March 8, 2026	at No. 1 Tennessee	L, 8-5	7	5-5-1	8-8-2	17-7 [0-3]	Heavener [6-4]	2110	2:36
March 10, 2026	at Nicholls	W, 12-2	7	12-14-1	2-3-0	18-7 [0-3]	Deal [1-0]	616	2:20
March 14, 2026	No. 16 Texas A&M	L, 7-2	7	2-4-2	7-5-0	18-8 [0-4]	Heavener [6-5]	2186	2:16
March 15, 2026	No. 16 Texas A&M	L, 3-2	7	2-3-2	3-6-1	18-9 [0-5]	Cellura [3-2]	1641	2:11
March 16, 2026	No. 16 Texas A&M	W, 7-2	7	7-8-2	2-5-2	19-9 [1-5]	Clopton [6-1]	1506	2:40
March 20, 2026	at No. 21/24 South Carolina	L, 6-5	12	5-11-0	6-15-1	19-10 [1-6]	Heavener [6-6]	944	4:05
March 21, 2026	at No. 21/24 South Carolina	W, 5-1	7	5-9-0	1-8-1	20-10 [2-6]	Cellura [4-2]	1333	2:15
March 22, 2026	at No. 21/24 South Carolina	W, 2-1	7	2-2-0	1-2-1	21-10 [3-6]	Heavener [7-6]	1198	1:55
March 24, 2026	Louisiana Tech	W, 9-0	5	9-8-0	0-2-1	22-10 [3-6]	Monticelli [3-1]	693	1:22
March 27, 2026	No. 5/3 Oklahoma	L, 3-2	8	2-6-0	3-10-0	22-11 [3-7]	Cellura [4-3]	2065	2:54
March 28, 2026	No. 5/3 Oklahoma	W, 3-1	7	3-5-1	1-2-0	23-11 [4-7]	Heavener [8-6]	2280	1:51
March 29, 2026	No. 5/3 Oklahoma	L, 8-4	7	4-7-0	8-10-0	23-12 [4-8]	Cellura [4-4]	1928	2:38
April 2, 2026	at Missouri	W, 9-1	6	9-9-1	1-5-1	24-12 [5-8]	Heavener [9-6]	1935	2:16
April 3, 2026	at Missouri	W, 16-4	7	16-15-0	4-5-1	25-12 [6-8]	Cellura [5-4]	2128	2:36
April 4, 2026	at Missouri	L, 1-0	7	0-4-0	1-4-0	25-13 [6-9]	Monticelli [3-2]	2135	1:51
April 7, 2026	Central Arkansas	W, 9-1	6	9-11-0	1-3-1	26-13 [6-9]	Clopton [7-1]	720	2:13
April 10, 2026	No. 12/11 Arizona	W, 4-1	7	4-5-2	1-5-0	27-13 [6-9]	Heavener [10-6]	1262	1:59
April 11, 2026	No. 12/11 Arizona	W, 3-1	7	3-3-1	1-7-0	28-13 [6-9]	Cellura [6-4]	1374	1:48
April 12, 2026	No. 12/11 Arizona	L, 4-2	7	2-8-0	4-4-1	28-14 [6-9]	Monticelli [3-3]	1053	2:09
April 14, 2026	at UL Lafayette	W, 8-0	5	8-6-0	0-0-1	29-14 [6-9]	Heavener [11-6]	2607	1:36
April 17, 2026	Ole Miss	W, 6-4	7	6-8-1	4-7-0	30-14 [7-9]	Monticelli [4-3]	2208	2:28
April 18, 2026	Ole Miss	W, 7-6	7	7-10-0	6-5-1	31-14 [8-9]	Monticelli [5-3]	1920	2:42
April 19, 2026	Ole Miss	W, 8-5	7	8-11-1	5-8-3	32-14 [9-9]	Monticelli [6-3]	1788	2:23

Rankings reflect NFCA and USA Softball Top 25 on day of competition; Home games are bolded and played at Tiger Park; ! -Tiger Classic; \$ - Shrinters Children's Clearwater Invitational; % - Purple & Gold Challenge; ^ - LSU Invitational; [SEC] - SEC Contest; * - SEC Tournament; ~ - NCAA Tournament;

2026 HR TRACKER

NO.	PLAYER	OPPONENT (DATE)	PITCHER	ON-BASE	INNING	OUTS	COUNT	SCORE	FINAL
1	Char Lorenz [1]	Nevada (Feb. 6)	Berlingeri	1	6	0	3-2	3-2	W, 6-2
2	Ally Hutchins [1]	NC State (Feb. 6)	Gore	0	5	1	3-2	1-5	W, 7-5
3	Jalia Lassiter [1]	NC State (Feb. 6)	Talley	1	7	2	3-1	5-5	W, 7-5
4	Tori Edwards [1]	Illinois (Feb. 8)	Crawford	2	2	2	0-0	2-0	W, 9-1
5	Tori Edwards [2]	Lamar (Feb. 8)	Cuevas	2	3	0	2-1	1-0	W, 8-0
6	Tori Edwards [3]&	vs. RV/#23 Oklahoma St. (Feb. 12)	Meylan	0	2	0	3-2	0-0	W, 9-4
7	Alix Franklin [1]&	vs. No. 22/19 Duke (Feb. 13)	Curd	0	4	0	0-0	1-5	L, 5-3
8	Destiny Harris [1]	Michigan State (Feb. 21)	Cassady	1	2	1	2-0	0-1	W, 5-4
9	Tori Edwards [4]&	Michigan State (Feb. 21)	Cassady	0	3	0	0-0	2-1	W, 5-4
10	Char Lorenz [2]	at McNeese (Feb. 24)	Taylor	0	3	1	0-1	4-0	W, 9-3
11	Char Lorenz [3]	at McNeese (Feb. 24)	Chapman	0	4	2	2-1	7-0	W, 9-3
12	Kylee Edwards [1]	Memphis (Feb. 27)	Stutts	0	2	1	2-0	0-1	W, 11-2
13	Destiny Harris [2]	Memphis (Feb. 27)	Chavez	1	4	1	1-0	9-2	W, 11-2
14	Maci Bergeron [1]	Memphis (Feb. 28)	Caton	1	6	2	0-0	5-0	W, 7-0
15	Maci Bergeron [2]	at No. 1 Tennessee (March 7)	Nuwer	2	1	0	3-2	1-0	L, 11-6
16	Jalia Lassiter [2]	at No. 1 Tennessee (March 7)	Rutan	0	5	1	2-0	4-7	L, 11-6
17	Char Lorenz [4]	at No. 1 Tennessee (March 7)	Rutan	0	5	2	0-0	5-7	L, 11-6
18	Rylie Johnson [1]&	at No. 1 Tennessee (March 8)	Hardenburger	0	3	0	1-0	0-0	L, 8-5
19	Jalia Lassiter [3]	at No. 1 Tennessee (March 8)	Mardjetko	1	3	0	0-2	1-0	L, 8-5
20	Avery Hodge [1]	at Nicholls (March 10)	Paden	2	4	1	2-2	3-1	W, 12-2
21	Tori Edwards [5]	No. 16 Texas A&M (March 15)	Peters	0	6	1	2-0	0-3	L, 3-2
22	Alix Franklin [2]	No. 16 Texas A&M (March 16)	Lessentine	0	2	2	3-2	0-0	W, 7-2
23	Kylee Edwards [2]	at No. 21/24 South Carolina (March 20)	Heard	1	5	0	1-2	3-3	L, 6-5
24	Jalia Lassiter [4]&	Louisiana Tech (March 24)	Fidge	0	2	0	2-0	4-0	W, 9-0
25	Tori Edwards [6]	Louisiana Tech (March 24)	Fidge	0	2	1	2-0	5-0	W, 9-0
26	Kylee Edwards [3]	Louisiana Tech (March 24)	Campos	1	2	1	0-0	6-0	W, 9-0
27	Jalia Lassiter [5]	No. 5/3 Oklahoma (March 27)	Lowry	0	3	1	1-0	0-0	L, 3-2
28	Kylee Edwards [4]	No. 5/3 Oklahoma (March 28)	Parker	1	4	0	1-0	1-0	W, 3-1
29	Kylee Edwards [5]&*	No. 5/3 Oklahoma (March 29)	Guachino	0	2	0	3-2	0-4	L, 8-4
30	Char Lorenz [5]*	No. 5/3 Oklahoma (March 29)	Guachino	0	2	0	0-0	1-4	L, 8-4
31	Kylee Edwards [6]&	No. 5/3 Oklahoma (March 29)	Guachino	0	6	0	0-2	2-8	L, 8-4
32	Tori Edwards [7]	at Missouri (April 2)	Harrison	1	6	0	2-2	2-0	W, 9-1
33	Kylee Edwards [7]	at Missouri (April 2)	Donahue	1	6	2	1-1	7-0	W, 9-1
34	Tori Edwards [8]&	at Missouri (April 3)	McCann	0	2	0	1-0	0-3	W, 16-4
35	Kylee Edwards [8]	at Missouri (April 3)	McCann	1	3	0	0-0	1-3	W, 16-4
36	Alix Franklin [3]	at Missouri (April 3)	McCann	1	4	1	2-1	4-3	W, 16-4
37	Jalia Lassiter [6]	at Missouri (April 3)	Touchet	1	6	1	0-1	9-4	W, 16-4
38	Rylie Johnson [2]&	Central Arkansas (April 7)	Runner	0	4	0	0-0	3-1	W, 9-1
39	Sierra Daniel [1]	Central Arkansas (April 7)	Crowder	1	6	0	3-1	5-1	W, 9-1
40	Sierra Daniel [2]	No. 12/11 Arizona (April 10)	Berry	2	3	0	0-0	0-1	W, 4-1
41	Jalia Lassiter [7]	at UL Lafayette (April 14)	Noble	1	2	1	1-0	3-0	W, 8-0
42	Char Lorenz [6]	at UL Lafayette (April 14)	Hoover	1	4	1	1-2	6-0	W, 8-0
43	Kylee Edwards [9]	Ole Miss (April 17)	Boyer	0	1	2	1-2	0-0	W, 6-4
44	Tori Edwards [9]	Ole Miss (April 17)	Boyer	3	6	2	1-0	2-4	W, 6-4
45	Tori Edwards [10]&	Ole Miss (April 19)	Boyer	0	5	0	1-0	4-5	W, 8-5
46	Tori Edwards [11]	Ole Miss (April 19)	Boyer	0	6	2	3-2	7-5	W, 8-5

Bold represents game tying or go-ahead home run

*Back-to-Back Home Runs

& Leadoff Home Run

2026 TEAM GAME-BY-GAME BATTING

Date	Opponent	ab	r	h	rbi	2b	3b	hr	tb	bb	ibb	sb	cs	hbp	sac	sf	gdp	k	po	a	e	lob	avg
Feb 05	NC STATE	23	11	10	10	3	2	0	17	5	0	1	0	0	0	1	0	2	15	3	1	6	.435
Feb 06	NEVADA	24	6	6	6	3	0	1	12	6	0	2	0	0	0	0	0	4	21	7	0	6	.340
Feb 06	NC STATE	29	7	9	5	1	1	2	18	7	0	3	0	1	0	0	0	4	21	5	0	10	.329
Feb 07	NEVADA	19	8	3	6	1	0	0	4	9	0	0	0	2	1	0	0	6	18	2	0	7	.295
Feb 08	ILLINOIS	18	9	5	7	0	0	1	8	7	0	9	0	1	0	1	0	3	15	10	1	6	.292
Feb 08	LAMAR	21	8	9	8	3	2	1	19	5	0	4	0	1	0	1	0	2	15	7	0	6	.313
Feb 12	vs Nebraska	27	0	6	0	1	0	0	7	1	0	1	0	0	0	0	0	11	21	3	3	7	.298
Feb 12	vs Oklahoma St	31	9	8	6	0	1	1	13	2	0	2	0	1	0	0	0	5	21	10	1	4	.292
Feb 13	vs Duke	27	3	6	3	1	1	1	12	5	0	0	0	0	0	0	0	3	21	6	2	8	.283
Feb 14	vs UCF	27	1	8	1	0	0	0	8	3	0	0	1	0	0	0	0	3	21	8	2	8	.285
Feb 15	vs UCLA	20	0	3	0	0	1	0	5	2	0	0	0	0	0	0	1	4	16	8	1	4	.274
Feb 17	SOUTH ALABAMA	20	10	7	6	0	1	0	9	8	0	5	0	3	0	0	0	2	15	10	0	9	.280
Feb 20	MICHIGAN ST	20	9	7	6	1	0	0	8	5	0	3	0	3	0	1	0	4	15	2	0	8	.284
Feb 21	ULL	39	2	10	2	1	2	0	15	5	0	1	0	0	0	0	0	6	30	10	1	13	.281
Feb 21	MICHIGAN ST	24	5	6	4	0	0	2	12	7	0	2	0	0	0	1	0	1	21	6	0	9	.279
Feb 22	HOWARD	24	1	5	1	0	0	0	5	2	0	0	0	1	0	0	0	1	21	7	1	8	.275
Feb 24	at McNeese	30	9	10	8	1	0	2	17	11	0	0	1	0	0	0	0	2	21	5	0	11	.279
Feb 27	NICHOLLS	21	3	5	3	1	0	0	6	5	0	2	0	2	0	0	0	3	21	4	0	7	.277
Feb 27	MEMPHIS	19	11	6	8	2	0	2	14	8	0	1	0	1	0	0	0	1	15	10	0	5	.279
Feb 28	IOWA	23	5	6	5	3	0	0	9	4	0	0	0	1	1	0	0	1	21	3	1	6	.278
Feb 28	MEMPHIS	21	7	4	5	2	0	1	9	11	0	5	0	1	0	0	1	1	21	4	0	8	.274
*Mar 06	at Tennessee	24	0	4	0	0	0	0	4	0	0	0	0	0	0	0	1	6	18	9	1	3	.269
*Mar 07	at Tennessee	24	6	5	5	0	0	3	14	3	0	0	1	1	0	0	0	8	18	9	0	1	.267
*Mar 08	at Tennessee	28	5	6	5	1	0	2	13	6	0	1	0	0	0	0	0	2	20	5	1	8	.264
Mar 10	at Nicholls	35	12	14	12	3	2	1	24	4	0	1	0	3	0	0	0	5	21	7	1	9	.272
*Mar 14	TEXAS A&M	25	2	4	2	0	0	0	4	3	0	0	0	0	0	0	0	4	21	3	2	5	.267
*Mar 15	TEXAS A&M	23	2	3	2	0	0	1	6	3	0	0	0	3	1	0	0	7	21	10	2	7	.263
*Mar 16	TEXAS A&M	26	7	8	6	1	0	1	12	5	0	2	1	1	0	0	0	8	21	2	2	7	.264
*Mar 20	at South Carolina	48	5	11	5	4	1	1	20	6	1	0	0	0	0	0	0	10	35	11	0	13	.262
*Mar 21	at South Carolina	30	5	9	4	3	1	0	14	4	0	3	0	0	0	0	0	5	21	9	0	8	.264
*Mar 22	at South Carolina	23	2	2	2	1	0	0	3	3	0	0	0	1	1	0	0	9	21	5	0	5	.259
Mar 24	LOUISIANA TECH	21	9	8	9	2	0	3	19	4	0	0	0	0	0	1	0	0	15	3	0	5	.262
*Mar 27	OKLAHOMA	29	2	6	2	0	0	1	9	6	0	0	0	0	1	0	0	5	24	5	0	10	.260
*Mar 28	OKLAHOMA	21	3	5	3	0	0	1	8	3	0	1	0	0	0	1	0	4	21	6	1	4	.259
*Mar 29	OKLAHOMA	28	4	7	4	1	0	3	17	3	0	0	0	1	0	0	0	11	21	5	0	7	.259
*Apr 02	at Missouri	28	9	9	9	0	0	2	15	3	0	1	0	0	0	0	0	4	18	2	1	4	.261
*Apr 03	at Missouri	38	16	15	16	3	1	4	32	11	0	0	0	0	0	0	0	6	21	12	0	12	.266
*Apr 04	at Missouri	23	0	4	0	0	0	0	4	2	0	0	0	0	0	0	0	3	18	5	0	4	.264
Apr 07	CENTRAL ARK	27	9	11	9	5	0	2	22	6	0	2	0	0	0	0	0	1	18	5	0	9	.268
Apr 10	ARIZONA	20	4	5	4	2	0	1	10	5	0	0	1	0	1	0	0	4	21	6	2	4	.268
Apr 11	ARIZONA	20	3	3	3	0	1	0	5	3	0	0	0	3	0	1	0	0	21	10	1	6	.265
Apr 12	ARIZONA	26	2	8	2	0	0	0	8	2	0	0	0	1	1	0	1	1	21	10	0	7	.266
Apr 14	at ULL	22	8	6	8	0	0	2	12	7	0	0	0	1	0	0	0	0	15	7	0	7	.266
*Apr 17	OLE MISS	23	6	8	6	0	0	2	14	11	0	0	2	0	0	0	0	5	21	7	1	10	.268
*Apr 18	OLE MISS	27	7	10	6	4	0	0	14	5	0	0	0	1	0	0	0	1	21	9	0	8	.271
*Apr 19	OLE MISS	30	8	11	5	1	1	2	20	4	0	0	0	1	0	0	1	4	21	7	1	9	.273
Totals		1176	260	321	229	55	18	46	550	230	1	52	7	35	7	8	5	182	920	299	30	328	.273

2026 TEAM GAME-BY-GAME PITCHING

Date	Opponent	ip	h	r	er	bb	so	2b	3b	hr	wp	bk	hbp	dp	ibb	score	w-l	sv	era
Feb 05	NC STATE	5.0	2	3	3	3	10	0	0	1	3	0	2	0	0	11-3	1-0	0	4.20
Feb 06	NEVADA	7.0	8	2	2	2	5	1	0	1	2	0	0	1	0	6-2	2-0	0	2.92
Feb 06	NC STATE	7.0	8	5	5	4	7	1	0	0	0	0	0	0	0	7-5	3-0	0	3.68
Feb 07	NEVADA	6.0	7	0	0	3	7	1	0	0	1	0	1	1	0	8-0	4-0	0	2.80
Feb 08	ILLINOIS	5.0	7	1	0	0	1	1	0	0	0	0	1	1	0	9-1	5-0	0	2.33
Feb 08	LAMAR	5.0	1	0	0	0	4	1	0	0	0	0	1	0	0	8-0	6-0	0	2.00
Feb 12	vs Nebraska	7.0	8	6	2	1	2	4	0	0	1	0	1	1	0	0-6	6-1	0	2.00
Feb 12	vs Oklahoma St	7.0	7	4	4	2	3	3	0	0	0	0	0	2	0	9-4	7-1	0	2.29
Feb 13	vs Duke	7.0	10	5	5	4	5	0	1	0	1	0	4	0	0	3-5	7-2	0	2.62
Feb 14	vs UCF	7.0	11	5	2	3	7	1	0	1	0	0	0	2	0	1-5	7-3	0	2.56
Feb 15	vs UCLA	5.1	11	8	7	3	5	5	0	1	1	0	3	0	1	0-8	7-4	0	3.07
Feb 17	SOUTH ALABAMA	5.0	5	2	2	3	2	0	0	0	0	0	0	2	0	10-2	8-4	0	3.05
Feb 20	MICHIGAN ST	5.0	3	0	0	4	4	0	0	0	2	0	0	0	0	9-0	9-4	0	2.86
Feb 21	ULL	10.0	5	1	0	0	6	1	1	0	0	0	1	0	0	2-1	10-4	0	2.54
Feb 21	MICHIGAN ST	7.0	7	4	4	3	7	1	0	0	0	0	2	1	0	5-4	11-4	0	2.64
Feb 22	HOWARD	7.0	1	0	0	1	4	0	0	0	0	0	0	1	0	1-0	12-4	1	2.46
Feb 24	at McNeese	7.0	6	3	3	7	11	2	0	1	2	0	0	2	0	9-3	13-4	1	2.50
Feb 27	NICHOLLS	7.0	1	1	1	1	4	0	0	0	0	0	2	0	0	3-1	14-4	2	2.41
Feb 27	MEMPHIS	5.0	4	2	2	2	3	1	0	0	1	0	1	1	0	11-2	15-4	2	2.42
Feb 28	IOWA	7.0	4	3	3	3	2	1	0	0	1	0	0	0	0	5-3	16-4	2	2.45
Feb 28	MEMPHIS	7.0	2	0	0	2	9	0	0	0	0	0	1	0	0	7-0	17-4	2	2.33
*Mar 06	at Tennessee	6.0	9	5	3	1	1	1	0	2	1	0	1	0	0	0-5	17-5	2	2.38
*Mar 07	at Tennessee	6.0	14	11	11	3	1	1	0	4	0	0	0	1	0	6-11	17-6	2	2.80
*Mar 08	at Tennessee	6.2	8	8	7	5	4	2	0	3	0	0	1	0	0	5-8	17-7	2	3.00
Mar 10	at Nicholls	7.0	3	2	2	2	4	2	0	0	0	0	0	0	0	12-2	18-7	2	2.96
*Mar 14	TEXAS A&M	7.0	5	7	5	6	6	1	0	2	1	0	0	0	0	2-7	18-8	2	3.04
*Mar 15	TEXAS A&M	7.0	6	3	3	0	6	0	0	1	0	0	0	1	0	2-3	18-9	2	3.04
*Mar 16	TEXAS A&M	7.0	5	2	1	5	6	1	0	0	0	0	0	0	0	7-2	19-9	2	2.96
*Mar 20	at South Carolina	11.2	15	6	6	1	9	1	0	2	1	0	2	1	0	5-6	19-10	2	3.00
*Mar 21	at South Carolina	7.0	8	1	1	0	2	0	0	1	1	0	0	1	0	5-1	20-10	2	2.93
*Mar 22	at South Carolina	7.0	2	1	1	3	5	0	0	1	1	0	0	0	0	2-1	21-10	2	2.87
Mar 24	LOUISIANA TECH	5.0	2	0	0	2	10	0	0	0	0	0	1	1	0	9-0	22-10	2	2.80
*Mar 27	OKLAHOMA	8.0	10	3	3	1	4	1	0	0	0	0	1	0	0	2-3	22-11	2	2.79
*Mar 28	OKLAHOMA	7.0	2	1	0	2	4	0	0	0	1	0	2	0	0	3-1	23-11	2	2.71
*Mar 29	OKLAHOMA	7.0	10	8	8	1	4	1	0	4	1	0	2	0	0	4-8	23-12	2	2.86
*Apr 02	at Missouri	6.0	5	1	1	5	11	0	0	0	0	0	0	0	0	9-1	24-12	2	2.82
*Apr 03	at Missouri	7.0	5	4	4	2	2	1	0	1	1	0	0	0	0	16-4	25-12	2	2.85
*Apr 04	at Missouri	6.0	4	1	1	4	5	0	0	0	0	0	1	0	0	0-1	25-13	2	2.81
Apr 07	CENTRAL ARK	6.0	3	1	1	5	8	1	0	1	0	0	0	0	0	9-1	26-13	2	2.78
Apr 10	ARIZONA	7.0	5	1	0	2	3	0	0	0	0	0	0	0	0	4-1	27-13	2	2.70
Apr 11	ARIZONA	7.0	7	1	0	1	3	1	0	0	0	0	0	0	0	3-1	28-13	2	2.63
Apr 12	ARIZONA	7.0	4	4	4	4	6	1	0	1	1	0	0	0	0	2-4	28-14	2	2.67
Apr 14	at ULL	5.0	0	0	0	2	2	0	0	0	0	0	0	0	0	8-0	29-14	2	2.62
*Apr 17	OLE MISS	7.0	7	4	3	2	4	0	0	2	0	0	0	0	0	6-4	30-14	3	2.63
*Apr 18	OLE MISS	7.0	5	6	6	8	5	1	0	1	4	0	1	0	0	7-6	31-14	3	2.71
*Apr 19	OLE MISS	7.0	8	5	5	5	4	0	0	4	0	0	1	1	0	8-5	32-14	3	2.76
Totals		306.2	270	141	121	123	227	40	2	35	28	0	33	21	1	260-141	32-14	3	2.76

TIGER FINDINGS: PLAYER FACTS

NO. 00 JAYDEN HEAVENER

Aspires to have a job in radiology...majoring in sports administration...on her bucket list includes bungee jumping and swimming with sharks...is an avid sneaker head...would have selected Kobe Bryant as a mentor...favorite sport outside of softball is volleyball...would like to learn how to tumble...her favorite fictional character is Elsa from Frozen.

NO. 1 ALLY HUTCHINS

Aspires to be a doctor...majoring in biology...would like to live in Boston...would not want just one mentor, rather would like to pull from a multitude of people to be the best she can be...her favorite sport outside of softball is volleyball...was one belt shy of becoming a black belt in Tae Kwon Do.

NO. 2 MADDOX MCKEE

A sports administration major...if she does well in a game, she must have her hair done the same way for the next game and eat the same things...some items on her bucket list include skydiving, riding in a hot air balloon and seeing the Northern Lights...if she could pick anyone to be her mentor, it would be Carlos Correa...fun fact, she has an extra vertebrae in her back...favorite sport outside of softball is volleyball...loves pandas and sea turtles...if she could be a fictional character she would be Moana.

NO. 4 GRADIE APPLING

Wants to be a large animal veterinarian...majoring in animal science...wants to visit Hawaii and Jamaica, and wants to see Hamilton on Broadway...would like Muhammad Ali because they are birthday twins (January 17) and he is the greatest...she is the only child...her favorite sport outside of softball is basketball...would like to learn how to surf.

NO. 7 JALIA LASSITER

Interested in becoming an ESPN broadcaster, be in real estate and/or work in forensics...majoring in sociology with a minor in broadcasting...wants to go to Jamaica and visit New York during Christmas...would have liked to have Pete Rose as a mentor...loves to hunt and enjoys being outdoors...favorite sports out of softball is basketball, track and volleyball...black panthers are her favorite type of animals...if she could be any fictional character it would be Spiderman.

NO. 8 CALI DEAL

Desires to have a career as a physical therapist...majoring in kinesiology...Although she would entertain the thought of Hawaii, she would rather remain living in her home state of Louisiana...her hometown, Quitman, has around 300 residents according to recent surveys...items on her bucket list include riding a camel in Egypt, visiting Greece and spending Christmas in New York...would have liked Kobe Bryant as mentor due to his mentality towards sports...favorite sport outside of softball is basketball...would like to learn how to sing.

NO. 10 RYLIE JOHNSON

Wants to be an attorney or political figure...majoring in political communications...wants to visit Greece and Wales...would like to live in Montana...Jesus is her mentor...enjoys going to bed early so that she can wake up early...favorite sport outside of softball is basketball...wants to learn how to juggle.

NO. 11 LAURYN SOEKEN

Interested in becoming an aesthetic nurse...majoring in biological sciences...wants to live in Florida...has skydiving, riding in a helicopter, horseback riding in the Grand Canyon, and going to Italy as items on her bucket list...would have liked to have David from the Bible as her mentor. He demonstrated that public confidence must come from a personal relationship with God and confidence important in not just sports, but in society...she loves to ride horses...favorite sports outside of softball is volleyball, but is interested in learning how to golf.

NO. 12 MACI BERGERON

Majoring in finance and wants to be a CFO of a company...she is left handed, but plays sports right handed...wants to visit Bora Bora, Italy and Maldives...also wants to go to a MLB World Series with her dad...would love for Nick Saban to be her mentor... her favorite sport outside of softball is volleyball...if she could learn any skill, it would be how to fly a plane and surfing.

NO. 14 ASHLIN MOWERY

Aspires to be a physical therapist...studying kinesiology...would love to live in Greece...a couple of items on her bucket list is to go skydiving and learn how to do a backflip...credits her father as her biggest mentor ...played piano for three years as a kid...favorite sport outside of softball is baseball and football...if she could learn any skill, it would be sign language or photography.

NO. 15 JADYN LANEUX

Wants to be a Sports Nutritionist...majoring in kinesiology...superstition pet peeve is when people split poles...being a runway model and going to the Amazon Rainforest are on her bucket list...would love Kobe Bryant to be her mentor...took two years of American sign language in high school...outside of softball, her favorite sport to play is volleyball and likes to watch is gymnastics... if she could learn a skill, it would be to become fluent in Spanish... as a fictional character, she would like to be Black Widow from Marvel.

NO. 17 PAYTN MONTICELLI

Studying broadcast journalism with a dream of working at ESPN as a play-by-play analyst...would love to live in Cambridge, England...was born on a Royal Airforce Base in Lakenheath, England...on her bucket list is skydiving, seeing the 7 Wonders of the World, and visiting all of the National Parks...would like to be mentored by Michael Jordan...favorite sport outside of softball is volleyball...wants to learn how to do a backflip.

NO. 18 TATUM CLOPTON

Wants to be a Lawyer and eventually a Judge...majoring in philosophy pre-law...is not superstitious, believes everything is already planned by God...items on her bucket list include running a marathon, visit all 50 states and visit every National Park...if she could pick anyone to be her mentor, it would be Queen Esther from the Bible and ask her advice on trust and faithfulness while honoring God's plan and timing...wears No. 18 because it was her mom's high school number that is retired. Her mom was a pitcher at Kansas...favorite sport outside of softball is hockey...favorite type of animal is an elephant...would like to learn how to weld and how to fix cars from nothing...if she could be a fictional character it would be Elizabeth Bennet from Pride and Prejudice.

NO. 20 ALIX FRANKLIN

Desires to be a clinical psychologist...majoring in psychology...wants to go on mission trips and travel to Bora Bora...if she could, she would have The Apostle Paul be her mentor...she already has a baking business...favorite sports outside of softball is basketball...if she could be a fictional character it would be The Flash.

NO. 21 CECE CELLURA

Studying nutrition and would like to be a dietitian for collegiate and professional athletes...if she could live anywhere, it would be the country side of Italy to have land and a farm...is not superstitious, but she does like listening to either house music or rap before games...one item on her bucket list is cage free shark diving...her parents are her greatest mentors...can cook very well...her favorite sports outside of softball is gymnastics...would like to learn how to do hair and nails in order to save money.

NO. 23 SIERRA DANIEL

Wants to be an event coordinator for a professional team...majoring in sports administration...would like to be mentored by Kobe Bryant...favorite sport outside of softball is basketball...if she could be a fictional character it would be Miley Stewart.

TIGER FINDINGS: PLAYER FACTS

NO. 24 CHAR LORENZ

Wants to be an infertility nurse practitioner...majoring in kinesiology...is not sure where she wants to live, but knows she wants a big house with land to put a ball field in the backyard... bucket list items is to travel the world, see the Northern Lights, learn a new language and become a good guitarist...her dad is her biggest mentor...she is a good writer across genres: essays, stories and creative writing...also loves to play Fortnite...other than softball, her favorite sport to play is pickleball and favorite sports to watch is football and college basketball.

NO. 28 JADA PHILLIPS

Aspires to be a physical therapist...majoring in kinesiology...would like to live abroad...would like Michael Jordan to be her mentor... she can sing...favorite sport outside of softball is basketball...wants to learn how to do a backflip...favorite fictional character is Wonder Woman.

NO. 33 DESTINY HARRIS

Aspires to be an ultrasound technician...majoring in sports administration with a minor in business...wants to travel outside of the country...would select Kobe Bryant as a mentor...loves building legos...likes women's volleyball outside of softball...would love to learn how to play a whole bunch of instruments...if she could be any fictional character, it would be SpongeBob.

NO. 42 TORI EDWARDS

Desires to be a Sports Analyst on ESPN...majoring in mass communications with a concentration in journalism and broadcasting...not superstitious, but she does look at a picture of herself playing softball before every game...if she could have any mentor, it would be Kobe Bryant...played AAU basketball until her junior year of high school...she is a certified scuba diver...loves dolphins and Tigers...wants to learn how to tumble...if she could be a fictional character, it would be Tip from Home.

NO. 44 CI'ELLA PICKETT

Majoring in forensic psychology and aspires to do something that has to do with the study of criminals or crime scenes...desires to live in California or anywhere her family is...on her bucket list is winning the WCWS, becoming an All-American, and traveling to Jamaica and the Bahamas...would select Savannah Jaquish as a mentor. They are from the same area, SJ is a four-time All-American at LSU, and she just has that dawg in her...her favorite sport outside of softball is basketball and she would like to learn how to crochet.

NO. 67 KYLEE EDWARDS

Wants to own her own business...majoring in interdisciplinary studies...although from the midwest, would like to stay down in the south and acquire land...items on her bucket list includes traveling to the Cayman Islands, go snorkeling and go on a cruise...a true country gal, she uses to barrel race and show livestock in 4-H shows and fairs...favorite sport outside of softball is basketball... would like to become a good cook because she is tired of her taco bowls.

NO. 82 AVERY HODGE

Wants to have a job in social media marketing or something in sales...majoring in communications...wants to travel to Greece and see the Northern Lights...her mentor is her dad...favorite sport outside of softball is volleyball...hates putting sheets on her bed and folding the fitted sheet...if she could learn a skill it would be playing the harmonica...if she could be a fictional character it would be Katniss Everdeen.



JAYDEN HEAVENER

00

Pitcher / Utility · 5-6 · Sophomore · L/L · 1L · Pace, Fla. (Pace HS)

SINGLE-GAME SEASON HIGHS

Hits	N/A
Doubles	N/A
Triples	N/A
Home Runs	N/A
Total Bases	N/A
RBI's	N/A
Runs Scored	N/A
Walks	N/A
Hit By Pitch	N/A
Sacrifice Flies	N/A
Sac Hits	N/A
At Bats	1, South Alabama (02/17/26)
Stolen Bases	N/A
Innings Pitched	7.1 at #21/24 South Carolina (03/20/26)
Strikeouts	11 at McNeese (02/24/26)
Batters Faced	35 at #1 Tennessee (03/08/26)
Putouts	N/A
Assists	2, Three Times
Runners CS	N/A

SINGLE-GAME CAREER HIGHS

Hits	N/A
Doubles	N/A
Triples	N/A
Home Runs	N/A
Total Bases	N/A
RBI's	N/A
Runs Scored	N/A
Walks	N/A
Hit By Pitch	N/A
Sacrifice Flies	N/A
Sac Hits	N/A
At Bats	1, South Alabama (02/17/26)
Stolen Bases	N/A
Innings Pitched	7.1 at #21/24 South Carolina (03/20/26)
Strikeouts	13, Charlotte (02/07/25)
Batters Faced	35, at #1 Tennessee (03/08/26) at #8/6 Arkansas (05/02/25)
Putouts	1, at #8/6 Arkansas (05/02/25) at McNeese (04/01/25)
Assists	4, Southeastern La. (05/16/25)
Runners CS	N/A

Complete bio

Sophomore Season (2026)

- Threw second career no-hitter at UL Lafayette (April 14).
- Threw a perfect game in her collegiate debut vs. Charlotte (Feb. 7, 2025) and had 13 strikeouts.
- A 2025 NFCA Gulf All-Region Second Team and 2025 All-SEC Second Team selection.
- Allowed 68 hits, which is a program record for fewest in a single season.
- First true left-handed pitcher in program history since 1997-2000.

2026 SEASON GAME-BY-GAME

Date	Opponent	Pos	AB	R	H	RBI	2B	3B	HR	BB	SB	CS	HBP	SAC	SF	GDP	K	PO	A	E	Avg
Feb 12	vs Nebraska	*p	0	0	0	0	0	0	0	0	0	0	0	0	0	0	0	0	1	0	.000
Feb 17	SOUTH ALABAMA	ph	1	0	0	0	0	0	0	0	0	0	0	0	0	0	0	0	0	0	.000
Feb 20	MICHIGAN ST	*p	0	0	0	0	0	0	0	0	0	0	0	0	0	0	0	0	1	0	.000
Mar 06	at Tennessee	*p	0	0	0	0	0	0	0	0	0	0	0	0	0	0	0	0	2	1	.000
Mar 08	at Tennessee	*p	0	0	0	0	0	0	0	0	0	0	0	0	0	0	0	0	1	0	.000
Mar 14	TEXAS A&M	*p	0	0	0	0	0	0	0	0	0	0	0	0	0	0	0	0	0	1	.000
Mar 20	at South Carolina	*p	0	0	0	0	0	0	0	0	0	0	0	0	0	0	0	0	1	0	.000
Mar 22	at South Carolina	*p	0	0	0	0	0	0	0	0	0	0	0	0	0	0	0	0	1	0	.000
Mar 27	OKLAHOMA	p	0	0	0	0	0	0	0	0	0	0	0	0	0	0	0	0	1	0	.000
Mar 29	OKLAHOMA	p	0	0	0	0	0	0	0	0	0	0	0	0	0	0	0	0	1	0	.000
Apr 10	ARIZONA	*p	0	0	0	0	0	0	0	0	0	0	0	0	0	0	0	0	2	1	.000
Apr 12	ARIZONA	*p	0	0	0	0	0	0	0	0	0	0	0	0	0	0	0	0	1	0	.000
Apr 14	at ULL	*p	0	0	0	0	0	0	0	0	0	0	0	0	0	0	0	0	2	0	.000
Apr 18	OLE MISS	*p	0	0	0	0	0	0	0	0	0	0	0	0	0	0	0	0	1	0	.000
Totals		9gs	1	0	0	0	0	0	0	0	0	0	0	0	0	0	0	0	16	2	.000

On base pct. .000 · Slugging pct. .000

#0 Jayden Heavener - 26 appearances (All games)

Date	Opponent	GS	IP	H	R	ER	BB	SO	2B	3B	HR	WP	BK	HBP	IBB	Score	W-L	Sv	ERA	NP
Feb 05	NC STATE	*	5.0	2	3	3	3	10	0	0	1	3	0	2	0	11-3	1-0	0	4.20	98
Feb 07	NEVADA	*	6.0	7	0	0	3	7	1	0	0	1	0	0	0	8-0	2-0	0	1.91	118
Feb 12	vs Nebraska	*	3.2	4	5	1	1	1	2	0	0	1	0	1	0	0-6	2-1	0	1.91	67
Feb 13	vs Duke	*	7.0	10	5	5	4	5	0	1	0	1	0	4	0	3-5	2-2	0	2.91	135
Feb 15	vs UCLA	*	2.0	1	2	1	2	3	0	0	1	0	0	2	1	0-8	2-2	0	2.96	48
Feb 20	MICHIGAN ST	*	5.0	3	0	0	4	4	0	0	0	2	0	0	0	9-0	3-2	0	2.44	87
Feb 21	ULL	*	2.0	0	0	0	1	3	0	0	0	0	0	1	0	2-1	4-2	0	2.28	29
Feb 24	at McNeese	*	7.0	6	3	3	7	11	2	0	1	2	0	0	0	9-3	5-2	0	2.42	156
Feb 27	NICHOLLS	*	2.0	0	0	0	1	2	0	0	0	0	0	0	0	3-1	5-2	1	2.29	31
Feb 28	IOWA	*	7.0	4	3	3	3	2	1	0	0	1	0	0	0	5-3	6-2	1	2.40	88
Mar 06	at Tennessee	*	6.0	9	5	3	1	1	1	0	2	1	0	1	0	0-5	6-3	1	2.53	98
Mar 08	at Tennessee	*	6.2	8	8	3	5	4	2	0	3	0	0	1	0	5-8	6-4	1	3.07	157
Mar 14	TEXAS A&M	*	4.0	4	5	3	5	4	1	0	1	1	0	0	0	2-7	6-5	1	3.21	95
Mar 20	at South Carolina	*	7.1	6	1	1	0	6	1	0	0	1	0	1	0	5-6	6-6	1	2.97	111
Mar 22	at South Carolina	*	7.0	2	1	1	3	5	0	0	1	1	0	0	0	2-1	7-6	1	2.79	103
Mar 27	OKLAHOMA	*	1.0	0	0	0	1	1	0	0	0	0	0	0	1	2-3	7-6	1	2.76	15
Mar 28	OKLAHOMA	*	7.0	2	1	0	2	4	0	0	0	1	0	2	0	3-1	8-6	1	2.53	99
Mar 29	OKLAHOMA	*	5.2	7	5	5	1	3	0	0	2	1	0	2	0	4-8	8-6	1	2.76	99
Apr 02	at Missouri	*	6.0	5	1	1	5	11	0	0	0	0	0	0	0	9-1	9-6	1	2.66	133
Apr 04	at Missouri	*	2.0	0	0	0	1	2	0	0	0	0	0	1	0	0-1	9-6	1	2.61	39
Apr 10	ARIZONA	*	7.0	5	1	0	2	3	0	0	0	0	0	0	0	4-1	10-6	1	2.44	96
Apr 12	ARIZONA	*	0.1	1	1	1	1	0	1	0	0	1	0	0	0	2-4	10-6	1	2.49	8
Apr 14	at ULL	*	5.0	0	0	0	2	2	0	0	0	0	0	0	0	8-0	11-6	1	2.38	68
Apr 17	OLE MISS	*	0.2	0	0	0	0	2	0	0	0	0	0	0	0	6-4	11-6	2	2.37	7
Apr 18	OLE MISS	*	2.0	2	4	4	5	1	1	0	1	1	0	0	0	7-6	11-6	2	2.57	56
Apr 19	OLE MISS	*	1.0	2	2	2	4	1	0	0	1	0	0	0	0	8-5	11-6	2	2.67	40
Totals			17	115.1	90	56	44	66	98	13	1	14	19	0	20	1117-91	11-6	2	2.67	-

HEAVENER'S CAREER STATS

Year	avg	gp-gs	ab	r	h	2b	3b	hr	rbi	tb	slg%	bb	hbp	so	gdp	ob%	sf	sh	sb-att	po	a	e	fld%
2025	.000	0-0	0	0	0	0	0	0	0	0	.000	0	0	0	0	.000	0	0	0-0	2	16	1	.947
2026	.000	1-0	1	0	0	0	0	0	0	0	.000	0	0	0	0	.000	0	0	0-0	0	16	2	.889
TOTAL	.000	1-0	1	0	0	0	0	0	0	0	.000	0	0	0	0	.000	0	0	0-0	2	32	3	.919

Year	era	w-l	app	gs	cg	sho	sv	ip	h	r	er	bb	so	2b	3b	hr	bf	bavg	wp	hbp	bk	sfa	sha
2025	2.75	13-5	25	21	11	5/0	1	119.2	68	52	47	77	152	6	0	9	530	.164	15	27	0	2	10
2026	2.67	11-6	26	17	13	3/0	2	115.1	90	56	44	66	98	13	1	14	523	.213	19	20	0	8	6
TOTAL	2.71	24-11	51	38	24	8/0	3	235.0	158	108	91	143	250	19	1	23	1053	.189	34	47	0	10	16



ALLY HUTCHINS

1

Infield • 5-10 • Junior • R/R • TR • Paducah, Ky. (Kentucky)

SINGLE-GAME SEASON HIGHS

Hits	2, Three Times
Doubles	1, Four Times
Triples	N/A
Home Runs	1, NC State (02/06/26)
Total Bases	4, NC State (02/06/26)
RBIs	3, Nevada (02/06/26)
Runs Scored	2, Michigan St. (02/20/26) NC State (02/06/26)
Walks	3 at McNeese (02/24/26)
Hit By Pitch	1, Michigan St. (02/20/26)
Sacrifice Flies	1, Illinois (02/08/26)
Sac Hits	N/A
At Bats	5, UL Lafayette (02/21/26)
Stolen Bases	N/A
Putouts	2, Three Times
Assists	4, Lamar (02/08/26)

SINGLE-GAME CAREER HIGHS

Hits	3, Missouri (03/08/25)*
Doubles	1, 11 Times*
Triples	1 vs. #8 Duke (02/09/25)* vs. Wisconsin (02/15/24)*
Home Runs	1, 13 Times*
Total Bases	6, Missouri (03/08/25)*
RBIs	3, Four Times*
Runs Scored	3 at Western Ky. (02/28/25)*
Walks	3 at McNeese (02/24/26) at Georgia Tech (02/22/25)*
Hit By Pitch	1, Four Times*
Sacrifice Flies	1, Illinois (02/08/26) #7 Georgia (04/14/24)*
Sac Hits	1, Nine Times*
At Bats	5, UL Lafayette (02/21/26) vs. #14 North Carolina (02/15/24)*
Stolen Bases	1, Five Times*
Putouts	4 at Boston (04/11/25)*
Assists	4, Lamar (02/08/26)

* Includes games played at Kentucky

Complete bio

Junior Season (2026)

- Has reached in seven consecutive games and logged five hits in that span.
- Hit her 10th career double in game one vs. Arizona (April 10) and had two hits in the series.
- Recorded a multi-hit game in season opener and hit a home run in her third game, both against NC State.
- Logged a career-high four assists vs. Lamar (Feb. 8), her only game at third base during opening weekend.
- Appeared in all 58 games last season at Kentucky at the hot corner.
- Batted .285 on 45 hits, including six home runs, and had 41 runs and 19 RBI last season.

2026 SEASON GAME-BY-GAME

Date	Opponent	Pos	AB	R	H	RBI	2B	3B	HR	BB	SB	CS	HBP	SAC	SF	GDP	K	PO	A	E	Av	
Feb 05	NC STATE	*dh	3	1	2	0	0	0	0	0	0	0	0	0	0	0	0	0	0	0	0	.667
Feb 06	NEVADA	*dh	2	0	1	3	1	0	0	1	0	0	0	0	0	0	0	0	0	0	0	.600
Feb 06	NC STATE	*dh	2	2	1	1	0	0	1	2	0	0	0	0	0	0	0	0	0	0	0	.571
Feb 07	NEVADA	*dh	1	1	0	0	0	0	0	2	0	0	0	0	0	0	0	1	0	0	0	.500
Feb 08	ILLINOIS	*dh	2	0	0	1	0	0	0	0	0	0	0	0	1	0	1	0	0	0	0	.400
Feb 08	LAMAR	*3b	2	0	0	0	0	0	0	1	0	0	0	0	0	0	0	1	4	0	0	.333
Feb 12	vs Nebraska	*dh	3	0	1	0	1	0	0	0	0	0	0	0	0	0	1	0	0	0	0	.333
Feb 12	vs Oklahoma St	*3b	4	1	1	1	0	0	0	0	0	0	0	0	0	0	0	1	3	0	0	.316
Feb 13	vs Duke	*dh	4	0	0	0	0	0	0	0	0	0	0	0	0	0	1	0	0	0	0	.261
Feb 14	vs UCF	*dh	3	0	0	0	0	0	0	0	0	0	0	0	0	0	0	1	0	0	0	.231
Feb 15	vs UCLA	*3b	2	0	0	0	0	0	0	0	0	0	0	0	0	0	0	0	1	0	0	.214
Feb 17	SOUTH ALABAMA	*dh/3	2	1	1	1	0	0	0	1	0	0	0	0	0	0	2	1	0	0	0	.233
Feb 20	MICHIGAN ST	*3b	2	2	0	0	0	0	0	0	0	0	0	1	0	0	0	1	0	0	0	.219
Feb 21	ULL	*3b	5	0	1	0	0	0	0	0	0	0	0	0	0	0	2	0	0	0	0	.216
Feb 21	MICHIGAN ST	*3b	3	0	0	0	0	0	0	0	0	0	0	0	0	0	1	2	2	0	0	.200
Feb 22	HOWARD	*dh	3	0	2	0	0	0	0	0	0	0	0	0	0	0	0	0	0	0	0	.233
Feb 24	at McNeese	*3b	0	1	0	1	0	0	0	3	0	0	0	0	0	0	0	1	1	0	0	.233
Feb 27	NICHOLLS	*3b	2	0	0	0	0	0	0	1	0	0	0	0	0	0	0	0	0	0	0	.222
Feb 28	IOWA	*3b	1	0	0	0	0	0	0	0	0	0	0	0	0	0	0	1	0	0	0	.217
Mar 07	at Tennessee	*dh	3	0	0	0	0	0	0	0	0	0	0	0	0	0	0	3	0	0	0	.204
Mar 10	at Nicholls	ph	1	0	0	0	0	0	0	0	0	0	0	0	0	0	0	1	0	0	0	.200
Mar 20	at South Carolina	ph/d	3	0	0	0	0	0	0	0	0	0	0	0	0	0	2	0	0	0	0	.189
Mar 27	OKLAHOMA	ph	0	0	0	0	0	0	0	1	0	0	0	0	0	0	0	0	0	0	0	.189
Mar 28	OKLAHOMA	*3b	2	0	0	0	0	0	0	0	0	0	0	0	0	0	1	2	0	0	0	.182
Mar 29	OKLAHOMA	*3b	2	0	0	0	0	0	0	0	0	0	0	0	0	0	0	1	0	0	0	.175
Apr 10	ARIZONA	ph/d	1	0	1	0	1	0	0	1	0	1	0	0	0	0	0	0	0	0	0	.190
Apr 11	ARIZONA	*dh	2	0	0	1	0	0	0	1	0	0	0	0	0	0	0	0	0	0	0	.183
Apr 12	ARIZONA	*dh	3	1	1	0	0	0	0	0	0	0	0	0	0	0	0	0	0	0	0	.190
Apr 14	at ULL	*dh	1	2	0	0	0	0	0	2	0	0	0	0	0	0	0	0	0	0	0	.188
Apr 17	OLE MISS	*dh	1	1	1	0	0	0	0	2	0	0	0	0	0	0	0	0	0	0	0	.200
Apr 18	OLE MISS	*dh	3	1	2	0	1	0	0	0	0	0	0	0	0	0	0	0	0	0	0	.221
Apr 19	OLE MISS	*dh	3	0	0	0	0	0	0	1	0	0	0	0	0	0	0	1	0	0	0	.211
Totals			28gs	71	14	15	9	4	0	1	19	0	1	1	0	1	0	17	11	13	0	.211

On base pct. .380 • Slugging pct. .310

HUTCHINS' CAREER STATS (AT KENTUCKY 2024-2025)

Year	avg	gp-gs	ab	r	h	2b	3b	hr	rbi	tb	slg%	bb	hbp	so	gdp	ob%	sf	sh	sb-att	po	a	e	fld%
2024	.246	54-44	134	18	33	3	1	6	26	56	.418	18	1	35	0	.338	1	4	1-1	3	1	0	1.000
2025	.285	58-58	158	41	45	4	1	6	19	69	.437	46	2	28	0	.451	0	5	4-4	31	73	12	.897
TOTAL	.267	112-102	292	59	78	7	2	12	45	125	.428	64	3	63	0	.403	1	9	5-5	34	74	12	.900

HUTCHINS' CAREER STATS (AT LSU)

Year	avg	gp-gs	ab	r	h	2b	3b	hr	rbi	tb	slg%	bb	hbp	so	gdp	ob%	sf	sh	sb-att	po	a	e	fld%
2026	.211	32-28	71	14	15	4	0	1	9	22	.310	19	1	17	0	.380	1	0	0-1	11	13	0	1.000
TOTAL	.211	32-28	71	14	15	4	0	1	9	22	.310	19	1	17	0	.380	1	0	0-1	11	13	0	1.000



MADDOX MCKEE

Utility • 5-4 • Junior • L/R • 2L • Montgomery, Texas (Lake Creek HS)

SINGLE-GAME SEASON HIGHS

Hits	2 at #21/24 South Carolina (03/21/26) Nicholls (02/27/26)
Doubles	1 at McNeese (02/24/26)
Triples	1 at #21/24 South Carolina (03/21/26)
Home Runs	N/A
Total Bases	4 at #21/24 South Carolina (03/21/26)
RBIs	3 at #21/24 South Carolina (03/21/26)
Runs Scored	1, Seven Times
Walks	1, South Alabama (02/17/26)
Hit By Pitch	1, Texas A&M (03/15/26) at #1 Tennessee (03/07/26)
Sacrifice Flies	N/A
Sac Hits	N/A
At Bats	5 at McNeese (02/24/26)
Stolen Bases	2, Michigan St. (02/20/26)
Putouts	5, Nicholls (02/27/26)
Assists	N/A

SINGLE-GAME CAREER HIGHS

Hits	3, Three Times
Doubles	1, Six Times
Triples	1 at #21/24 South Carolina (03/21/26) McNeese (04/22/25)
Home Runs	1, at McNeese (04/01/25)
Total Bases	5, at McNeese (04/01/25)
RBIs	3 at #21/24 South Carolina (03/21/26)
Runs Scored	2, Five Times
Walks	2, at #8/6 Arkansas (05/02/25) #11/12 Texas A&M (03/30/24)
Hit By Pitch	2, Southeastern La. (02/09/25)
Sacrifice Flies	1, Three Times
Sac Hits	1, McNeese (04/22/25) #21/22 Northwestern (02/14/25)
At Bats	5 at McNeese (02/24/26)
Stolen Bases	2, Michigan St. (02/20/26) vs. UConn (05/17/25)
Putouts	5, Nicholls (02/27/26)
Assists	5, Southeastern La. (02/09/25)

Complete bio

Junior Season (2026)

- Recorded a career-high three RBI at No. 21/24 South Carolina on two hits (March 21).
- Logged her first hit of the season, a double, at McNeese (Feb. 24).
- Made 37 starts and appeared in 43 games with a .284 batting average with 29 hits, 21 runs and 14 RBI in 2025.
- Put together a five-game hitting streak and seven-game reach streak last season.
- Hit her first collegiate home run at McNeese (April 1), and first career triple vs. McNeese (April 22).

2026 SEASON GAME-BY-GAME

Date	Opponent	Pos	AB	R	H	RBI	2B	3B	HR	BB	SB	CS	HBP	SAC	SF	GDP	K	PO	A	E	Avg
Feb 08	ILLINOIS	of	1	0	0	1	0	0	0	0	0	0	0	0	0	0	0	1	0	0	.000
Feb 12	vs Oklahoma St	pr	0	0	0	0	0	0	0	0	1	0	0	0	0	0	0	0	0	0	.000
Feb 13	vs Duke	of	0	0	0	0	0	0	0	0	0	0	0	0	0	0	0	0	0	0	.000
Feb 14	vs UCF	of	0	0	0	0	0	0	0	0	0	0	0	0	0	0	0	0	0	0	.000
Feb 17	SOUTH ALABAMA	pr/of	0	1	0	0	0	0	0	1	0	0	0	0	0	0	0	0	0	0	.000
Feb 20	MICHIGAN ST	*dh/of	3	1	0	1	0	0	0	2	0	0	0	0	0	0	1	1	0	0	.000
Feb 21	ULL	ph/d	2	0	0	0	0	0	0	0	0	0	0	0	0	0	0	0	0	0	.000
Feb 21	MICHIGAN ST	pr	0	0	0	0	0	0	0	0	0	0	0	0	0	0	0	0	0	0	.000
Feb 24	at McNeese	*of	5	1	1	1	1	0	0	0	0	0	0	0	0	0	0	0	0	0	.091
Feb 27	NICHOLLS	*of	3	0	2	0	0	0	0	0	1	0	0	0	0	0	0	5	0	0	.214
Feb 28	IOWA	ph	1	1	1	0	0	0	0	0	0	0	0	0	0	0	0	0	0	0	.267
Feb 28	MEMPHIS	of	0	0	0	0	0	0	0	0	0	0	0	0	0	0	0	0	0	0	.267
Mar 06	at Tennessee	*of	2	0	0	0	0	0	0	0	0	0	0	0	0	0	1	3	0	0	.235
Mar 07	at Tennessee	*of	1	0	0	0	0	0	0	0	0	1	1	0	0	0	0	1	2	0	.222
Mar 08	at Tennessee	of	0	0	0	0	0	0	0	0	0	0	0	0	0	0	0	0	1	0	.222
Mar 14	TEXAS A&M	of	0	0	0	0	0	0	0	0	0	0	0	0	0	0	0	0	0	0	.222
Mar 15	TEXAS A&M	ph	0	1	0	0	0	0	0	0	0	0	0	0	0	0	0	0	0	0	.222
Mar 16	TEXAS A&M	pr	0	0	0	0	0	0	0	0	0	0	0	0	0	0	0	0	0	0	.222
Mar 21	at South Carolina	of	2	0	2	3	0	1	0	0	0	0	0	0	0	0	0	1	0	0	.300
Mar 22	at South Carolina	*of	3	0	0	0	0	0	0	0	0	0	0	0	0	0	3	1	0	0	.261
Mar 27	OKLAHOMA	pr	0	0	0	0	0	0	0	0	0	0	0	0	0	0	0	0	0	0	.261
Apr 03	at Missouri	ph	3	1	1	2	0	0	0	0	0	0	0	0	0	0	1	0	0	0	.269
Apr 04	at Missouri	*dh	2	0	0	0	0	0	0	0	0	0	0	0	0	0	0	0	0	0	.250
Apr 11	ARIZONA	pr	0	1	0	0	0	0	0	0	0	0	0	0	0	0	0	0	0	0	.250
Apr 12	ARIZONA	of	1	0	0	0	0	0	0	0	0	0	0	0	0	0	0	0	0	0	.241
Apr 17	OLE MISS	*of	2	0	0	0	0	0	0	0	0	0	0	0	0	0	0	1	0	0	.226
Apr 18	OLE MISS	ph/of	1	0	0	0	0	0	0	0	0	0	0	0	0	0	0	0	0	0	.218
Totals		8gs	32	7	7	8	1	1	0	1	4	1	2	0	0	0	7	16	0	0	.219

On base pct. .286 • Slugging pct. .312

MCKEE'S CAREER STATS

Year	avg	gp-gs	ab	r	h	2b	3b	hr	rbi	tb	slg%	bb	hbp	so	gdp	ob%	sf	sh	sb-att	po	a	e	fld%
2024	.237	32-17	59	11	14	2	0	0	7	16	.271	5	1	7	0	.299	2	0	1-2	13	20	5	.868
2025	.284	43-37	102	21	29	3	1	1	14	37	.363	15	4	11	1	.393	1	2	10-12	23	18	2	.953
2026	.219	27-8	32	7	7	1	1	0	8	10	.313	1	2	7	0	.286	0	0	4-5	16	0	0	1.000
TOTAL	.259	102-62	193	39	50	6	2	1	29	63	.326	21	7	25	1	.348	3	2	15-19	52	38	7	.928



GRADIE APPLING

4

Utility • 5-5 • Freshman • R/R • HS • Juliette, Ga. (Tattnall Square Academy)

SINGLE-GAME SEASON HIGHS

Hits	1, Louisiana Tech (03/24/26)
Doubles	1, Louisiana Tech (03/24/26)
Triples	N/A
Home Runs	N/A
Total Bases	2, Louisiana Tech (03/24/26)
RBI	1, Louisiana Tech (03/24/26)
Runs Scored	1 at Nicholls (03/10/26)
Walks	N/A
Hit By Pitch	N/A
Sacrifice Flies	N/A
Sac Hits	N/A
At Bats	1, Louisiana Tech (03/24/26) Illinois (02/08/26)
Stolen Bases	N/A
Putouts	N/A
Assists	N/A

SINGLE-GAME CAREER HIGHS

Hits	1, Louisiana Tech (03/24/26)
Doubles	1, Louisiana Tech (03/24/26)
Triples	N/A
Home Runs	N/A
Total Bases	2, Louisiana Tech (03/24/26)
RBI	1, Louisiana Tech (03/24/26)
Runs Scored	1 at Nicholls (03/10/26)
Walks	N/A
Hit By Pitch	N/A
Sacrifice Flies	N/A
Sac Hits	N/A
At Bats	1, Louisiana Tech (03/24/26) Illinois (02/08/26)
Stolen Bases	N/A
Putouts	N/A
Assists	N/A

Complete bio

Freshman Season (2026)

- First collegiate hit was a run-scoring double versus Louisiana Tech (March 24).
- A four-year letterwinner at Tattnall Square Academy.
- Led her high school team to a 2024 Georgia Independent School Association State Championship title.
- A four-time All-State selection and two-time Region Player of the Year.

2026 SEASON GAME-BY-GAME

Date	Opponent	Pos	AB	R	H	RBI	2B	3B	HR	BB	SB	CS	HBP	SAC	SF	GDP	K	PO	A	E	Avg	
Feb 08	ILLINOIS	ph	1	0	0	0	0	0	0	0	0	0	0	0	0	0	0	1	0	0	0	.000
Feb 27	NICHOLLS	pr	0	0	0	0	0	0	0	0	0	0	0	0	0	0	0	0	0	0	0	.000
Mar 10	at Nicholls	pr	0	1	0	0	0	0	0	0	0	0	0	0	0	0	0	0	0	0	0	.000
Mar 22	at South Carolina	pr	0	0	0	0	0	0	0	0	0	0	0	0	0	0	0	0	0	0	0	.000
Mar 24	LOUISIANA TECH	ph	1	0	1	1	1	0	0	0	0	0	0	0	0	0	0	0	0	0	0	.500
Totals		ogs	2	1	1	1	1	0	0	0	0	0	0	0	0	0	0	1	0	0	0	.500

On base pct. .500 • Slugging pct. 1.000

APPLING'S CAREER STATS

Year	avg	gp-gs	ab	r	h	2b	3b	hr	rbi	tb	slg%	bb	hbp	so	gdp	ob%	sf	sh	sb-att	po	a	e	fld%
2026	.500	5-0	2	1	1	1	0	0	1	2	1.000	0	0	1	0	.500	0	0	0-0	0	0	0	.000
TOTAL	.500	5-0	2	1	1	1	0	0	1	2	1.000	0	0	1	0	.500	0	0	0-0	0	0	0	.000



JALIA LASSITER

7

Outfielder • 5-7 • Senior • R/R • 1L • Atmore, Ala. (Ole Miss)

SINGLE-GAME SEASON HIGHS

Hits	3, Four Times
Doubles	2 at #21/24 South Carolina (03/20/26)
Triples	1 vs. #22/19 Duke (02/13/26) Lamar (02/08/26)
Home Runs	1, Seven Times
Total Bases	6, #5/3 Oklahoma (03/27/26) vs. #22/19 Duke (02/13/26)
RBIs	3, NC State (02/05/26)
Runs Scored	3, Four Times
Walks	3, Ole Miss (04/17/26)
Hit By Pitch	2, Michigan St. (02/20/26) Nevada (02/07/26)
Sacrifice Flies	1, Michigan St. (02/20/26) NC State (02/05/26)
Sac Hits	1, Iowa (02/28/26)
At Bats	6 at Missouri (04/03/26) at #21/24 South Carolina (03/20/26)
Stolen Bases	2, South Alabama (02/17/26)
Putouts	5 at #21/24 South Carolina (03/20/26)
Assists	1, #5/3 Oklahoma (03/28/26) Memphis (02/27/26)

SINGLE-GAME CAREER HIGHS

Hits	4, at #13/15 Georgia (03/22/25)
Doubles	2, Four Times*
Triples	1, 12 Times*
Home Runs	1, 17 Times*
Total Bases	8, at #13/15 Georgia (03/22/25)
RBIs	4, Three Times*
Runs Scored	3, Eight Times*
Walks	3, Three Times*
Hit By Pitch	2, Michigan St. (02/20/26) Nevada (02/07/26)
Sacrifice Flies	1, Nine Times*
Sac Hits	1, 10 Times*
At Bats	6, Three Times*
Stolen Bases	3, Memphis (03/28/2023)*
Putouts	8 vs. LSU (05/10/2023)*
Assists	1, Eight Times*

* Includes games played at Ole Miss

Complete bio

Senior Season (2026)

- Has a career-best batting average and logged consecutive seasons with 50 or more runs (2025-26).
- Leads the team with a .343 batting average, 48 hits, 50 runs, 10 stolen bases, and a 15-game reach streak.
- Has a career-best seven home runs in the 2026 season, and 10 as an LSU Tiger.
- Secured LSU rally with a two-run walk-off home run vs. NC State (Feb. 6).
- Selected to the 2025 NFCA Gulf All-Region Third Team, making her a three-time NFCA All-Region Selection (2 - South, 1 - Gulf).
- Was 4-for-4 with four RBI and hit her first career grand slam at No. 13/15 Georgia (March 22, 2025).

2026 SEASON GAME-BY-GAME

Date	Opponent	Pos	AB	R	H	RBI	2B	3B	HR	BB	SB	CS	HBP	SAC	SF	GDP	K	PO	A	E	Avg	
Feb 05	NC STATE	*of	2	2	3	0	0	0	1	0	0	0	0	0	1	0	0	0	0	0	1.000	
Feb 06	NEVADA	*of	3	1	2	0	0	1	2	1	0	0	0	0	0	0	1	1	0	0	.400	
Feb 06	NC STATE	*of	3	1	2	0	0	1	2	1	0	0	0	0	0	0	0	3	0	0	.375	
Feb 07	NEVADA	*of	2	2	0	1	0	0	0	0	0	0	2	0	0	0	1	2	0	0	.300	
Feb 08	ILLINOIS	*of	3	1	1	0	0	0	0	1	0	0	0	0	0	0	0	0	0	0	.308	
Feb 08	LAMAR	*of	3	2	2	2	1	1	0	1	1	0	0	0	0	0	0	1	0	0	.375	
Feb 12	vs Nebraska	*of	4	0	1	0	0	0	0	0	0	0	0	0	0	0	2	4	0	0	.350	
Feb 12	vs Oklahoma St	*of	4	2	1	0	0	0	0	0	0	0	0	0	0	0	0	2	0	0	.333	
Feb 13	vs Duke	*of	4	1	3	0	1	1	0	0	0	0	0	0	0	0	0	3	0	0	.393	
Feb 14	vs UCF	*of	3	1	3	0	0	0	1	0	0	0	0	0	0	0	0	0	0	0	.452	
Feb 15	vs UCLA	*of	2	0	1	0	0	0	0	1	0	0	0	0	0	0	1	2	0	0	.455	
Feb 17	SOUTH ALABAMA	*of	1	3	1	0	0	0	2	2	1	0	0	0	0	0	0	0	0	0	.471	
Feb 20	MICHIGAN ST	*of	1	1	1	2	0	0	0	0	0	2	0	1	0	0	0	1	0	0	.486	
Feb 21	ULL	*of	5	0	0	0	0	0	0	0	0	0	0	0	0	0	0	2	0	0	.425	
Feb 21	MICHIGAN ST	*of	3	0	2	0	0	0	0	1	1	0	0	0	0	0	0	0	0	0	.442	
Feb 22	HOWARD	*of	3	1	0	0	0	0	0	0	0	0	0	0	0	0	0	1	0	0	.413	
Feb 24	at McNeese	*of	3	1	1	1	0	0	2	0	1	0	0	0	0	0	0	2	0	0	.408	
Feb 27	NICHOLLS	*of	3	1	1	1	0	0	0	0	0	0	1	0	0	0	1	4	0	0	.404	
Feb 27	MEMPHIS	*of	4	1	1	1	1	0	0	0	0	0	0	0	0	0	0	0	1	0	.393	
Feb 28	IOWA	*of	2	1	0	0	0	0	1	0	0	0	1	0	0	0	3	0	0	0	.379	
Feb 28	MEMPHIS	*of	3	1	1	0	1	0	0	1	1	0	0	0	0	0	1	0	0	0	.377	
Mar 06	at Tennessee	*of	3	0	0	0	0	0	0	0	0	0	0	0	1	0	0	1	0	0	.359	
Mar 07	at Tennessee	*of	4	2	2	1	0	0	1	0	0	0	0	0	0	0	1	0	0	0	.368	
Mar 08	at Tennessee	*of	2	1	1	2	0	0	1	2	0	0	0	0	0	0	0	0	0	0	.371	
Mar 10	at Nicholls	*of	3	1	1	1	0	0	0	0	0	0	1	0	0	0	0	1	0	0	.370	
Mar 14	TEXAS A&M	*of	4	0	0	0	0	0	0	0	0	0	0	0	0	0	2	0	0	0	.351	
Mar 15	TEXAS A&M	*of	2	0	0	0	0	0	0	1	0	0	1	0	0	0	1	0	0	0	.342	
Mar 16	TEXAS A&M	*of	3	0	0	1	0	0	0	1	0	0	0	0	0	0	2	1	0	0	.329	
Mar 20	at South Carolina	*of	6	1	2	0	2	0	0	0	0	0	0	0	0	0	1	5	0	0	.330	
Mar 21	at South Carolina	*of	4	0	0	0	0	0	0	0	0	0	0	0	0	0	2	2	0	0	.315	
Mar 22	at South Carolina	*of	4	0	0	0	0	0	0	0	0	0	0	0	0	0	1	1	0	0	.302	
Mar 24	LOUISIANA TECH	*of	3	2	2	1	0	0	1	0	0	0	0	0	0	0	0	0	0	0	.313	
Mar 27	OKLAHOMA	*of	4	2	3	1	0	0	1	0	0	0	0	0	0	0	0	1	0	0	.330	
Mar 28	OKLAHOMA	*of	2	1	1	0	0	0	1	0	0	0	0	0	0	0	0	2	1	0	.333	
Mar 29	OKLAHOMA	*of	2	1	0	0	0	0	1	0	0	1	0	0	0	0	1	1	0	0	.327	
Apr 02	at Missouri	*of	4	1	1	1	0	0	0	0	1	0	0	0	0	0	0	2	0	0	.324	
Apr 03	at Missouri	*of	6	3	1	2	0	0	1	0	0	0	0	0	0	0	2	1	0	0	.316	
Apr 04	at Missouri	*of	3	0	1	0	0	0	0	0	0	0	0	0	0	0	0	1	0	0	.317	
Apr 07	CENTRAL ARK	*of	3	3	0	1	0	0	0	1	1	0	0	0	0	0	0	0	0	0	.317	
Apr 10	ARIZONA	*of	1	1	0	0	0	0	0	2	1	0	0	0	0	0	0	0	2	0	.315	
Apr 11	ARIZONA	*of	2	1	0	0	0	0	0	0	0	0	1	0	0	0	0	2	0	0	.310	
Apr 12	ARIZONA	*of	4	1	3	0	0	0	0	0	0	0	0	0	0	0	0	2	0	0	.323	
Apr 14	at ULL	*of	3	1	2	0	0	1	1	0	0	0	0	0	0	0	0	1	0	0	.323	
Apr 17	OLE MISS	*of	1	0	1	0	0	0	0	3	0	0	0	0	0	0	0	1	0	0	.328	
Apr 18	OLE MISS	*of	2	3	2	1	1	0	0	1	0	0	1	0	0	0	0	1	0	0	.338	
Apr 19	OLE MISS	*of	4	2	2	2	1	0	0	0	0	0	0	0	0	0	1	1	0	0	.343	
Totals			46gs	140	50	48	29	9	2	7	28	10	1	11	1	2	1	20	62	2	0	.343

On base pct. .481 • Slugging pct. .586

LASSITER'S CAREER STATS (AT OLE MISS 2023-2024)

YEAR	AVG	GS-GP	AB	R	H	2B	3B	HR	RBI	TB	SLG%	BB	HBP	SO	GDP	OB%	SF	SH	SB-ATT	PO	A	E	FLD%
2023	.287	59-60	167	38	48	8	5	3	22	75	.449	18	4	18	0	.366	2	4	18-22	96	2	0	1.000
2024	.314	58-58	194	34	61	8	4	4	29	89	.459	29	1	26	2	.404	1	2	19-25	74	2	1	.987
Total	.302	117-118	361	72	109	16	9	7	51	164	.454	47	5	44	2	.387	3	6	37-47	170	4	1	.991

LASSITER'S CAREER STATS (AT LSU)

Year	avg	gp-gs	ab	r	h	2b	3b	hr	rbi	tb	slg%	bb	hbp	so	gdp	ob%	sf	sh	sb-att	po	a	e	fld%
2025	.330	58-58	185	51	61	15	1	3	41	87	.470	22	4	20	0	.405	4	3	5-6	57	2	0	1.000
2026	.343	46-46	140	50	48	9	2	7	29	82	.586	28	11	20	1	.481	2	1	10-11	62	2	0	1.000
TOTAL	.335	104-104	325	101	109	24	3	10	70	169	.520	50	15	40	1	.439	6	4	15-17	119	4	0	1.000



CALI DEAL

8

Pitcher • 6-0 • Freshman • R/L • HS • Quitman, La. (Quitman HS)

SINGLE-GAME SEASON HIGHS

Innings Pitched	4.0 at Nicholls (03/10/26)
Strikeouts	3 at Nicholls (03/10/26)
Batters Faced	15 at Nicholls (03/10/26)
Putouts	N/A
Assists	2 at Nicholls (03/10/26)
Runners CS	N/A

Complete bio

Freshman Season (2026)

- Earned win in first collegiate start at Nicholls (March 10).
- A three-time LHSCA First Team selection and three-time LSWA First Team honoree at Quitman High.
- Was a finalist for the 2024 Louisiana Gatorade Player of the Year award.
- Won a National Championship in the 2023-24 Patriot Game Tournament with her club team, the Texas Bombers.

2026 SEASON GAME-BY-GAME

Date	Opponent	Pos	AB	R	H	RBI	2B	3B	HR	BB	SB	CS	HBP	SAC	SF	GDP	K	PO	A	E	Avg
Feb 08	ILLINOIS	p	0	0	0	0	0	0	0	0	0	0	0	0	0	0	0	0	0	1	.000
Mar 10	at Nicholls	*p	0	0	0	0	0	0	0	0	0	0	0	0	0	0	0	0	2	0	.000
Totals		1gs	0	0	0	0	0	0	0	0	0	0	0	0	0	0	0	0	2	1	.000

On base pct. .000 • Slugging pct. .000

SINGLE-GAME CAREER HIGHS

Innings Pitched	4.0 at Nicholls (03/10/26)
Strikeouts	3 at Nicholls (03/10/26)
Batters Faced	15 at Nicholls (03/10/26)
Putouts	N/A
Assists	2 at Nicholls (03/10/26)
Runners CS	N/A

#8 Cali Deal - 6 appearances (All games)

Date	Opponent	GS	IP	H	R	ER	BB	SO	2B	3B	HR	WP	BK	HBP	IBB	Score	W-L	Sv	ERA	NP
Feb 08	ILLINOIS		1.0	2	1	0	0	0	1	0	0	0	0	0	0	9-1	0-0	0	0.00	16
Feb 27	MEMPHIS		1.0	0	0	0	0	2	0	0	0	0	0	0	1	11-2	0-0	0	0.00	15
Mar 10	at Nicholls	*	4.0	2	1	1	1	3	1	0	0	0	0	0	0	12-2	1-0	0	1.17	65
Mar 14	TEXAS A&M		3.0	1	2	2	1	2	0	0	1	0	0	0	0	2-7	1-0	0	2.33	37
Mar 24	LOUISIANA TECH		1.0	1	0	0	0	1	0	0	0	0	0	0	0	9-0	1-0	0	2.10	10
Apr 07	CENTRAL ARK		1.2	0	0	0	3	1	0	0	0	0	0	0	0	9-1	1-0	0	1.80	39
Totals		1	11.2	6	4	3	5	9	2	0	1	0	0	1	0	52-13	1-0	0	1.80	-

DEAL'S CAREER STATS

Year	avg	gp-gs	ab	r	h	2b	3b	hr	rbi	tb	slg%	bb	hbp	so	gdp	ob%	sf	sh	sb-att	po	a	e	fld%
2026	.000	0-0	0	0	0	0	0	0	0	0	.000	0	0	0	0	.000	0	0	0-0	0	2	1	.667
TOTAL	.000	0-0	0	0	0	0	0	0	0	0	.000	0	0	0	0	.000	0	0	0-0	0	2	1	.667

Year	era	w-l	app	gs	cg	sho	sv	ip	h	r	er	bb	so	2b	3b	hr	bf	bavg	wp	hbp	bk	sfa	sha
2026	1.80	1-0	6	1	0	0/1	0	11.2	6	4	3	5	9	2	0	1	47	.146	0	1	0	0	0
TOTAL	1.80	1-0	6	1	0	0/1	0	11.2	6	4	3	5	9	2	0	1	47	.146	0	1	0	0	0



RYLIE JOHNSON

10

Outfield • 5-6 • Freshman • L/L • HS • Spotsylvania, Va. (Fredericksburg HS)

SINGLE-GAME SEASON HIGHS

Hits	1, Six Times
Doubles	N/A
Triples	N/A
Home Runs	1, Central Arkansas (04/07/26) at #1 Tennessee (03/08/26)
Total Bases	4, Central Arkansas (04/07/26) at #1 Tennessee (03/08/26)
RBIs	1, Three Times
Runs Scored	1, Six Times
Walks	1, Four Times
Hit By Pitch	1 vs. RV/#23 Oklahoma St. (02/12/26) Lamar (02/08/26)
Sacrifice Flies	N/A
Sac Hits	N/A
At Bats	4 at Nicholls (03/10/26)
Stolen Bases	1, South Alabama (02/17/26)
Putouts	1, Ole Miss (04/18/26) at #1 Tennessee (03/08/26)
Assists	N/A

SINGLE-GAME CAREER HIGHS

Hits	1, Six Times
Doubles	N/A
Triples	N/A
Home Runs	1, Central Arkansas (04/07/26) at #1 Tennessee (03/08/26)
Total Bases	4, Central Arkansas (04/07/26) at #1 Tennessee (03/08/26)
RBIs	1, Three Times
Runs Scored	1, Six Times
Walks	1, Four Times
Hit By Pitch	1 vs. RV/#23 Oklahoma St. (02/12/26) Lamar (02/08/26)
Sacrifice Flies	N/A
Sac Hits	N/A
At Bats	4 at Nicholls (03/10/26)
Stolen Bases	1, South Alabama (02/17/26)
Putouts	1 Ole Miss (04/18/26) at #1 Tennessee (03/08/26)
Assists	N/A

Complete bio

Freshman Season (2026)

- First two collegiate homers were leadoff solo blasts (at Tennessee, March 8; vs. Central Arkansas, April 7).
- Hit her first career home run in her first SEC start and at-bat at No. 1 Tennessee (March 8).
- A three-time champion at Fredericksburg Christian High School.
- A 2023 and 2025 Virginia Christian Athletic Conference Player of the Year.
- Played club for Virginia Unity, where she is a five-time champion and 2025 PGF Senior All-American

2026 SEASON GAME-BY-GAME

Date	Opponent	Pos	AB	R	H	RBI	2B	3B	HR	BB	SB	CS	HBP	SAC	SF	GDP	K	PO	A	E	Avg	
Feb 06	NC STATE	*of	1	0	0	0	0	0	0	0	0	0	0	0	0	0	1	0	0	0	.000	
Feb 07	NEVADA	ph	0	0	0	1	0	0	0	1	0	0	0	0	0	0	0	0	0	0	.000	
Feb 08	LAMAR	*of	2	1	1	0	0	0	0	0	0	1	0	0	0	0	0	0	0	0	.333	
Feb 12	vs Oklahoma St	*dh	1	1	0	0	0	0	0	1	0	0	1	0	0	0	0	0	0	0	.250	
Feb 14	vs UCF	ph	1	0	0	0	0	0	0	0	0	0	0	0	0	0	1	0	0	0	.200	
Feb 15	vs UCLA	*of	2	0	0	0	0	0	0	0	0	0	0	0	0	0	0	0	0	0	.143	
Feb 17	SOUTH ALABAMA	ph	0	0	0	0	0	0	0	1	1	0	0	0	0	0	0	0	0	0	.143	
Feb 21	ULL	*dh	2	0	0	0	0	0	0	0	0	0	0	0	0	0	0	0	0	0	.111	
Feb 22	HOWARD	ph	1	0	0	0	0	0	0	0	0	0	0	0	0	0	0	1	0	0	.100	
Feb 28	MEMPHIS	ph/of	1	0	0	0	0	0	0	0	0	0	0	0	0	0	0	0	0	0	.091	
Mar 08	at Tennessee	*of	3	1	1	1	0	0	1	0	0	0	0	0	0	0	0	1	0	0	.143	
Mar 10	at Nicholls	*dh	4	0	1	0	0	0	0	0	0	0	0	0	0	0	0	0	0	0	.167	
Mar 14	TEXAS A&M	*dh	2	0	0	0	0	0	0	1	0	0	0	0	0	0	0	0	0	0	.150	
Mar 24	LOUISIANA TECH	of	1	1	0	0	0	0	0	0	0	0	0	0	0	0	0	0	0	0	.143	
Mar 29	OKLAHOMA	ph	1	0	0	0	0	0	0	0	0	0	0	0	0	0	0	0	0	0	.136	
Apr 02	at Missouri	*dh	3	1	1	1	0	0	0	0	0	0	0	0	0	0	1	0	0	0	.160	
Apr 07	CENTRAL ARK	*dh	3	1	1	1	0	0	1	0	0	0	0	0	0	0	0	0	0	0	.179	
Apr 11	ARIZONA	*dh	1	0	0	0	0	0	0	0	0	0	0	0	0	0	0	0	0	0	.172	
Apr 14	ARIZONA	ph	1	0	0	0	0	0	0	0	0	0	0	0	0	0	0	0	0	0	.167	
Apr 14	at ULL	ph	1	0	1	0	0	0	0	0	0	0	0	0	0	0	0	0	0	0	.194	
Apr 18	OLE MISS	*of	2	0	0	0	0	0	0	0	0	0	0	0	0	0	1	1	0	0	.182	
Totals			12gs	33	6	6	3	0	0	2	4	1	0	2	0	0	0	5	2	0	0	.182

On base pct. .308 • Slugging pct. .364

JOHNSON'S CAREER STATS

Year	avg	gp-gs	ab	r	h	2b	3b	hr	rbi	tb	slg%	bb	hbp	so	gdp	ob%	sf	sh	sb-att	po	a	e	fld%
2026	.182	21-12	33	6	6	0	0	2	3	12	.364	4	2	5	0	.308	0	0	1-1	2	0	0	1.000
TOTAL	.182	21-12	33	6	6	0	0	2	3	12	.364	4	2	5	0	.308	0	0	1-1	2	0	0	1.000



LAURYN SOEKEN

11

Pitcher • 5-9 • Freshman • R/R • HS • Katy, Texas (Katy HS)

SINGLE-GAME SEASON HIGHS

Innings Pitched	N/A
Strikeouts	N/A
Batters Faced	N/A
Putouts	N/A
Assists	N/A
Runners CS	N/A

[Complete bio](#)

Freshman Season (2026)

- Played at Katy High School.
- Selected to the 19-6A All-District First Team.
- Played club for Impact Gold and won the USSSA State Gold Glove Award.

2026 SEASON GAME-BY-GAME

SINGLE-GAME CAREER HIGHS

Innings Pitched	N/A
Strikeouts	N/A
Batters Faced	N/A
Putouts	N/A
Assists	N/A
Runners CS	N/A

SOEKEN'S CAREER STATS



MACI BERGERON

12

Catcher · 5-4 · Senior · R/R · 3L · Rayne, La. (Notre Dame HS)

SINGLE-GAME SEASON HIGHS

Hits	3, Central Arkansas (04/07/26)
Doubles	1, Eight Times
Triples	N/A
Home Runs	1 at #1 Tennessee (03/07/25) Memphis (02/28/26)
Total Bases	4, Three Times
RBI	3, Central Arkansas (04/07/26) at #1 Tennessee (03/08/26)
Runs Scored	2, Memphis (02/28/26)
Walks	2 at Nicholls (03/10/26) vs. #22/19 Duke (02/13/26)
Hit By Pitch	N/A
Sacrifice Flies	N/A
Sac Hits	N/A
At Bats	6 at #21/24 South Carolina (03/20/26)
Stolen Bases	N/A
Putouts	11 at Missouri (04/02/26)
Assists	2, #16 Texas A&M (03/15/26)
Runners CS	1, Five Times

SINGLE-GAME CAREER HIGHS

Hits	3, Five Times
Doubles	2, at #10 Florida (04/07/24)
Triples	N/A
Home Runs	2, #23 Kentucky (03/16/25)
Total Bases	8, #23 Kentucky (03/16/25)
RBI	5, #23 Kentucky (03/16/25)
Runs Scored	3, #10/11 South Carolina (03/28/25)
Walks	3, Charlotte (02/07/25)
Hit By Pitch	1, Four Times
Sacrifice Flies	1, Five Times
Sac Hits	N/A
At Bats	6 at #21/24 South Carolina (03/20/26)
Stolen Bases	N/A
Putouts	14, at #10 Florida (04/07/24)
Assists	2, Five Times
Runners CS	1, 25 Times

Complete bio

Senior Season (2026)

- Enters weekend with hits in six of the last eight games, including a season-high three hits vs. Central Ark.
- Tabbed a 2025 NFCA All-American and All-SEC selection.
- The program's all-time leader with a .995 fielding percentage and has thrown out 25 runners in her career.
- Logged two RBI in the finale against Texas A&M (March 16), for her 20th career multi-RBI game.
- Her first home run in 2026 was the 15th of her career (Feb. 28 vs. Memphis).
- Has hit three home runs in the NCAA Tournament. (two in 2024, two on May 19).

2026 SEASON GAME-BY-GAME

Date	Opponent	Pos	AB	R	H	RBI	2B	3B	HR	BB	SB	CS	HBP	SAC	SF	GDP	K	PO	A	E	Avg	
Feb 05	NC STATE	*c	3	1	1	1	1	0	0	0	0	0	0	0	0	0	0	0	0	0	.333	
Feb 06	NEVADA	*c	4	0	0	0	0	0	0	0	0	0	0	0	0	0	2	6	0	0	.143	
Feb 06	NC STATE	*c	3	0	0	0	0	0	0	1	0	0	0	0	0	0	0	7	0	0	.100	
Feb 07	NEVADA	*c	3	0	1	2	1	0	0	1	0	0	0	0	0	0	0	8	0	0	.154	
Feb 08	ILLINOIS	*c	2	0	1	0	0	0	0	1	0	0	0	0	0	0	0	1	0	0	.200	
Feb 08	LAMAR	*dh	2	1	1	1	1	0	0	1	0	0	0	0	0	0	1	0	0	0	.235	
Feb 12	vs Nebraska	*c	3	0	0	0	0	0	0	0	0	0	0	0	0	0	2	2	0	0	.200	
Feb 12	vs Oklahoma St	*c	4	0	0	0	0	0	0	0	0	0	0	0	0	0	0	3	0	0	.167	
Feb 13	vs Duke	*c	2	0	0	1	0	0	0	2	0	0	0	0	0	0	0	7	0	0	.154	
Feb 14	vs UCF	*c	4	0	2	1	0	0	0	0	0	0	0	0	0	0	0	7	0	0	.200	
Feb 15	vs UCLA	*c	3	0	1	0	0	0	0	0	0	0	0	0	0	0	1	1	5	0	.212	
Feb 17	SOUTH ALABAMA	*c	2	0	0	0	0	0	0	1	0	0	0	0	0	0	0	0	1	0	.200	
Feb 20	MICHIGAN ST	*c/dh	3	0	1	1	0	0	0	0	0	0	0	0	0	0	0	1	3	0	.211	
Feb 21	ULL	*c	5	0	1	0	1	0	0	0	0	0	0	0	0	0	0	0	8	1	.209	
Feb 21	MICHIGAN ST	*c	3	0	0	0	0	0	0	1	0	0	0	0	0	0	0	8	1	0	.196	
Feb 27	NICHOLLS	*dh	2	0	1	1	0	0	0	1	0	0	0	0	0	0	0	1	0	0	.208	
Feb 27	MEMPHIS	*dh	1	0	0	1	0	0	0	1	0	0	0	0	0	0	0	1	0	0	.204	
Feb 28	IOWA	*c	3	0	0	0	0	0	0	0	0	0	0	0	0	0	0	2	1	0	.192	
Feb 28	MEMPHIS	*dh	3	2	1	2	0	0	1	1	0	0	0	0	0	0	0	0	0	0	.200	
Mar 06	at Tennessee	*c	3	0	2	0	0	0	0	0	0	0	0	0	0	0	0	2	0	0	.224	
Mar 07	at Tennessee	*c	3	1	1	3	0	0	1	0	0	0	0	0	0	0	0	1	0	0	.230	
Mar 08	at Tennessee	*c	3	0	0	0	0	0	0	1	0	0	0	0	0	0	0	4	0	0	.219	
Mar 10	at Nicholls	*c/dh	3	0	1	0	0	0	0	2	0	0	0	0	0	0	0	0	3	0	.224	
Mar 14	TEXAS A&M	*c	3	0	0	0	0	0	0	0	0	0	0	0	0	0	0	5	0	0	.214	
Mar 15	TEXAS A&M	*c	4	0	0	0	0	0	0	0	0	0	0	0	0	0	2	4	2	1	.203	
Mar 16	TEXAS A&M	*c	3	0	1	2	1	0	0	1	0	0	0	0	0	0	0	1	6	0	.208	
Mar 20	at South Carolina	*c	6	0	1	1	1	0	0	0	0	0	0	0	0	0	0	1	9	1	.205	
Mar 21	at South Carolina	*c	3	0	0	0	0	0	0	1	0	0	0	0	0	0	0	1	2	0	.198	
Mar 22	at South Carolina	*c	2	0	0	0	0	0	0	1	0	0	0	0	0	0	0	0	5	0	.193	
Mar 24	LOUISIANA TECH	*c	3	0	0	0	0	0	0	0	0	0	0	0	0	0	0	10	1	0	.187	
Mar 27	OKLAHOMA	*c	3	0	0	0	0	0	0	1	0	0	0	0	0	0	0	1	4	0	.181	
Mar 28	OKLAHOMA	*c	3	0	0	0	0	0	0	0	0	0	0	0	0	0	0	1	4	1	.175	
Mar 29	OKLAHOMA	*c	3	0	1	0	0	0	0	0	0	0	0	0	0	0	0	1	4	0	.180	
Apr 02	at Missouri	*c	3	0	1	1	0	0	0	0	0	0	0	0	0	0	0	11	0	0	.184	
Apr 03	at Missouri	*c	4	1	2	0	1	0	0	1	0	0	0	0	0	0	0	2	0	0	.196	
Apr 04	at Missouri	*c	2	0	0	0	0	0	0	1	0	0	0	0	0	0	0	0	5	0	.193	
Apr 07	CENTRAL ARK	*c	4	0	3	3	1	0	0	0	0	0	0	0	0	0	0	8	0	0	.212	
Apr 10	ARIZONA	*c	3	0	0	0	0	0	0	0	0	0	0	0	0	0	0	2	3	0	.207	
Apr 11	ARIZONA	*c	3	0	1	0	0	0	0	0	0	0	0	0	0	0	0	0	3	0	.210	
Apr 12	ARIZONA	*c	2	0	1	0	0	0	0	0	0	0	0	0	0	0	0	0	4	0	.215	
Totals			40gs	121	6	26	21	8	0	2	20	0	0	0	0	0	1	19	173	9	1	.215

On base pct. .326 · Slugging pct. .331

BERGERON'S CAREER STATS

Year	avg	gp-gs	ab	r	h	2b	3b	hr	rbi	tb	slg%	bb	hbp	so	gdp	ob%	sf	sh	sb-att	po	a	e	fld%
2023	.214	37-32	84	7	18	3	0	1	8	24	.286	11	3	22	1	.323	1	0	0-0	189	11	1	.995
2024	.254	53-49	138	10	35	6	0	4	19	53	.384	14	0	24	1	.318	2	1	0-0	305	23	1	.997
2025	.364	58-58	165	37	60	10	0	9	49	97	.588	45	1	20	1	.498	2	0	0-0	312	13	2	.994
2026	.215	40-40	121	6	26	8	0	2	21	40	.331	20	0	19	1	.326	0	0	0-0	173	9	1	.995
TOTAL	.274	188-179	508	60	139	27	0	16	97	214	.421	90	4	85	4	.384	5	1	0-0	979	56	5	.995



ASHLIN MOWERY

14

Utility • 5-11 • Freshman • R/R • HS • Lancaster, Ohio (Lancaster HS)

SINGLE-GAME SEASON HIGHS

Hits	N/A
Doubles	N/A
Triples	N/A
Home Runs	N/A
Total Bases	N/A
RBI	N/A
Runs Scored	N/A
Walks	N/A
Hit By Pitch	N/A
Sacrifice Flies	N/A
Sac Hits	N/A
At Bats	N/A
Stolen Bases	N/A
Innings Pitched	5.1, Howard (02/22/26)
Strikeouts	4, Howard (02/22/26)
Batters Faced	19, Howard (02/22/26)
Putouts	N/A
Assists	1, Howard (02/22/26)
Runners CS	N/A

Complete bio

Freshman Season (2026)

- Threw a combined shutout in her first collegiate start with 5.1 innings against Howard (Feb. 22).
- Retired three of four batters she faced, including a strikeout, in her collegiate debut (vs. Lamar, Feb. 8).
- Played at Lancaster High School where she was named the 2025 Central Division I Player of the Year.
- A four-time Ohio Capital Conference First Team selection.
- Played club for Virginia Unity, helping her team win a PGF championship in 2024.

2026 SEASON GAME-BY-GAME

Date	Opponent	Pos	AB	R	H	RBI	2B	3B	HR	BB	SB	CS	HBP	SAC	SF	GDP	K	PO	A	E	Avg
Feb 22	HOWARD	*p	0	0	0	0	0	0	0	0	0	0	0	0	0	0	0	0	1	0	.000
Totals		1gs	0	0	0	0	0	0	0	0	0	0	0	0	0	0	0	0	1	0	.000

On base pct. .000 • Slugging pct. .000

#14 Ashlin Mowery - 6 appearances (All games)

Date	Opponent	GS	IP	H	R	ER	BB	SO	2B	3B	HR	WP	BK	HBP	IBB	Score	W-L	Sv	ERA	NP
Feb 08	LAMAR		1.0	0	0	0	0	1	0	0	0	0	0	0	1	8-0	0-0	0	0.00	19
Feb 15	vs UCLA		0.1	2	1	1	0	0	1	0	0	0	0	0	0	0-8	0-0	0	5.25	9
Feb 22	HOWARD	*	5.1	1	0	0	1	4	0	0	0	0	0	0	0	1-0	1-0	0	1.05	61
Feb 28	MEMPHIS		1.0	0	0	0	0	0	0	0	0	0	0	0	0	7-0	1-0	0	0.91	9
Mar 10	at Nicholls		2.0	0	0	0	0	0	0	0	0	0	0	0	0	12-2	1-0	0	0.72	24
Mar 24	LOUISIANA TECH		1.0	0	0	0	1	2	0	0	0	0	0	0	1	9-0	1-0	0	0.66	16
Totals		1	10.2	3	1	1	2	7	1	0	0	0	0	0	2	37-10	1-0	0	0.66	-

SINGLE-GAME CAREER HIGHS

Hits	N/A
Doubles	N/A
Triples	N/A
Home Runs	N/A
Total Bases	N/A
RBI	N/A
Runs Scored	N/A
Walks	N/A
Hit By Pitch	N/A
Sacrifice Flies	N/A
Sac Hits	N/A
At Bats	N/A
Stolen Bases	N/A
Innings Pitched	5.1, Howard (02/22/26)
Strikeouts	4, Howard (02/22/26)
Batters Faced	19, Howard (02/22/26)
Putouts	N/A
Assists	1, Howard (02/22/26)
Runners CS	N/A

MOWERY'S CAREER STATS

Year	avg	gp-gs	ab	r	h	2b	3b	hr	rbi	tb	slg%	bb	hbp	so	gdp	ob%	sf	sh	sb-att	po	a	e	fld%
2026	.000	0-0	0	0	0	0	0	0	0	0	.000	0	0	0	0	.000	0	0	0-0	0	1	0	1.000
TOTAL	.000	0-0	0	0	0	0	0	0	0	0	.000	0	0	0	0	.000	0	0	0-0	0	1	0	1.000

Year	era	w-l	app	gs	cg	sho	sv	ip	h	r	er	bb	so	2b	3b	hr	bf	bavg	wp	hbp	bk	sfa	sha
2026	0.66	1-0	6	1	0	0/4	0	10.2	3	1	1	2	7	1	0	0	39	.088	0	2	0	0	1
TOTAL	0.66	1-0	6	1	0	0/4	0	10.2	3	1	1	2	7	1	0	0	39	.088	0	2	0	0	1



JADYN LANEAUX

15

Outfield • 5-10 • Junior • L/R • 2L • Marietta, Ga. (Pope HS)

SINGLE-GAME SEASON HIGHS

Hits	N/A
Doubles	N/A
Triples	N/A
Home Runs	N/A
Total Bases	N/A
RBlS	N/A
Runs Scored	N/A
Walks	N/A
Hit By Pitch	N/A
Sacrifice Flies	N/A
Sac Hits	N/A
At Bats	N/A
Stolen Bases	N/A
Putouts	N/A
Assists	N/A

Complete bio

Junior Season (2026)

- Made 52 starts and played in 56 games in left field in 2025.
- Concluded last season with a .313 batting average on 45 hits and had a .420 on-base percentage.
- Logged 11 multi-hit games, six multi-RBI games, and a six-game hitting streak.
- Led the outfield in 2025 with 89 putouts and had one assist and one error (.989 fielding percentage).

2025 SEASON GAME-BY-GAME

Date	Opponent	Pos	AB	R	H	RBI	2B	3B	HR	BB	SB	CS	HBP	SAC	SF	GDP	K	PO	A	E	Avg
Feb 07	CHARLOTTE	*of	4	0	1	0	0	0	0	0	0	0	0	0	0	0	1	2	0	0	.250
Feb 08	CENTRAL ARK	*of	1	1	1	0	0	1	0	0	0	0	0	0	0	0	0	0	0	0	.400
Feb 09	SOUTHEASTERN LA	*of	2	0	0	0	0	0	1	0	0	0	0	0	0	0	0	2	0	0	.286
Feb 14	UT ARLINGTON	*of	1	0	0	0	0	0	0	0	0	0	0	0	0	0	0	0	0	0	.250
Feb 14	NORTHWESTERN	*of	0	0	0	0	0	0	0	0	0	0	0	0	0	0	0	0	0	0	.250
Feb 15	NORTHWESTERN	ph/lf	1	1	1	0	1	0	0	0	0	0	0	0	0	0	0	0	0	0	.333
Feb 15	VIRGINIA TECH	*of	3	0	3	2	0	0	1	0	0	0	0	0	0	0	4	0	0	0	.500
Feb 16	VIRGINIA TECH	*of	2	2	1	1	0	0	0	0	0	0	1	0	0	0	0	0	0	0	.500
Feb 21	PENN ST	*of	1	1	1	1	0	0	0	0	1	0	0	0	1	0	0	1	0	0	.533
Feb 21	SOUTHERN MISS	*of	3	0	1	3	0	0	0	0	0	0	0	0	0	0	0	0	0	0	.500
Feb 22	SOUTHERN MISS	*of	3	1	1	0	0	0	0	0	1	0	1	0	0	0	0	1	0	0	.476
Feb 22	NICHOLLS	*of	1	1	0	0	0	0	0	1	0	0	0	0	0	0	0	2	0	0	.455
Feb 27	vs UCLA	*of	2	0	0	0	0	0	0	1	0	0	0	0	0	1	0	3	0	0	.417
Feb 27	at Cal State Fullerton	*of	3	2	2	0	1	0	0	1	0	0	0	0	0	0	0	0	0	0	.444
Feb 28	vs Utah	*of	3	0	2	0	0	0	0	0	0	0	0	0	0	0	0	1	0	0	.467
Feb 28	vs Notre Dame	*of	4	1	2	1	0	0	0	0	1	0	0	0	0	0	1	0	0	0	.471
Mar 01	vs Weber St.	*of	3	0	0	0	0	0	0	0	0	0	0	0	0	0	0	2	0	0	.432
Mar 05	ULL	*of	3	1	1	1	0	0	0	1	0	0	0	0	0	0	0	1	0	0	.425
Mar 07	SOUTH ALABAMA	*of	3	0	0	0	0	0	0	1	1	0	0	0	0	0	0	0	0	0	.395
Mar 07	SOUTH ALABAMA	*of	0	1	0	0	0	0	0	2	0	0	0	0	0	0	0	0	0	0	.395
Mar 08	MINNESOTA	*of	2	2	0	0	0	0	0	1	0	0	0	0	0	0	0	0	0	0	.378
Mar 09	MINNESOTA	*of	2	0	0	0	0	0	0	1	0	0	0	0	0	0	0	2	0	0	.362
Mar 11	ULL	*of	1	3	1	1	1	0	0	2	0	0	0	0	0	0	0	1	0	0	.375
Mar 14	KENTUCKY	*of	2	0	0	0	0	0	0	0	0	0	0	0	0	0	2	1	0	0	.360
Mar 15	KENTUCKY	*of	3	0	2	0	0	0	0	0	0	0	0	0	0	0	0	1	0	0	.377
Mar 16	KENTUCKY	*of	4	0	0	0	0	0	0	0	0	0	0	0	0	0	0	2	0	0	.351
Mar 21	at Georgia	*of	3	0	1	0	0	0	0	0	0	0	0	0	0	0	0	1	0	0	.350
Mar 22	at Georgia	*of	2	1	1	0	0	0	0	1	0	0	0	0	0	0	0	0	0	0	.355
Mar 23	at Georgia	*of	3	0	2	1	0	0	0	0	0	0	0	0	0	0	0	0	0	0	.369
Mar 25	at ULL	*of	3	2	2	1	0	0	0	1	1	0	0	0	0	0	0	3	0	0	.382
Mar 28	SOUTH CAROLINA	*of	2	0	0	0	0	0	0	1	0	0	0	0	0	0	0	1	0	0	.371
Mar 30	SOUTH CAROLINA-1	*of	3	0	0	0	0	0	0	0	0	0	0	0	0	0	2	2	0	0	.356
Mar 30	SOUTH CAROLINA-2	*of	3	0	2	0	0	0	0	0	0	0	0	0	0	0	0	3	0	0	.368
Apr 01	at McNeese	*of	4	1	2	1	1	0	0	0	0	0	0	0	0	0	0	4	0	0	.375
Apr 04	ALABAMA	*of	2	0	0	0	0	0	0	0	0	0	0	0	0	0	1	1	0	0	.366
Apr 05	ALABAMA	*of	3	1	1	0	1	0	0	0	0	0	0	0	0	0	1	1	0	0	.365
Apr 06	ALABAMA	*of	2	0	1	0	0	0	0	1	0	0	0	0	0	0	0	3	0	0	.368
Apr 09	LOUISIANA TECH	*of	3	1	1	1	0	0	0	1	0	0	0	0	0	0	0	0	0	0	.367
Apr 11	at Texas A&M	*of	3	1	1	2	1	0	0	1	0	0	0	0	0	0	1	3	1	0	.366
Apr 12	at Texas A&M	*of	2	0	0	0	0	0	0	0	0	0	0	0	0	0	1	3	0	0	.358
Apr 13	at Texas A&M	*of	3	0	0	0	0	0	0	0	0	0	0	0	0	0	0	5	0	0	.347
Apr 17	at Texas	*of	4	0	0	0	0	0	0	0	0	0	0	0	0	0	0	0	3	0	.333
Apr 18	at Texas	*of	2	0	0	0	0	0	0	1	0	0	0	0	0	0	0	2	0	0	.327
Apr 19	at Texas	*of	2	1	0	0	0	0	0	1	0	0	0	0	0	0	0	2	0	0	.321
Apr 22	MCNEESE	*of	3	1	1	0	0	0	0	1	0	0	0	0	0	0	0	0	0	0	.321
Apr 26	FLORIDA	*of	2	1	1	0	1	0	0	0	0	0	0	0	0	0	0	1	0	0	.324
Apr 27	FLORIDA	*of	2	0	0	0	0	0	0	1	0	0	0	0	0	0	0	3	0	0	.319
Apr 28	FLORIDA	*of	3	1	3	2	0	0	0	1	0	0	0	0	0	0	0	3	0	0	.336
May 01	at Arkansas	*of	3	1	1	2	1	0	0	2	0	0	0	0	0	0	0	4	0	0	.336
May 02	at Arkansas	*of	4	1	1	1	0	0	0	1	0	0	0	0	0	0	1	0	0	0	.333
May 03	at Arkansas	*of	3	0	0	0	0	0	0	0	0	0	0	0	0	0	0	2	3	0	.325
May 07	vs Mississippi State	*of	4	1	1	0	0	0	0	0	0	0	0	0	0	0	0	2	3	0	.323
May 08	vs Oklahoma	*of	3	0	0	0	0	0	0	0	0	0	0	0	0	0	0	2	3	0	.316
May 16	SOUTHEASTERN LA	*of	3	0	1	1	0	0	0	0	0	0	0	0	0	1	1	4	0	0	.316
May 17	UCONN	*of	4	0	0	0	0	0	0	0	0	0	0	0	0	0	0	1	0	0	.307
May 17	SOUTHEASTERN LA	*of	4	1	2	2	0	0	0	0	0	0	0	0	0	0	0	1	0	1	.312
Totals		52gs	144	32	45	24	8	1	0	27	6	0	1	0	2	2	21	89	1	1	.312

On base pct. .420 • Slugging pct. .382

LANEAUX'S CAREER STATS

Year	avg	gp-gs	ab	r	h	2b	3b	hr	rbi	tb	slg%	bb	hbp	so	gdp	ob%	sf	sh	sb-att	po	a	e	fld%
2024	.167	6-0	6	1	1	0	0	0	0	1	.167	0	0	1	0	.167	0	0	1-1	1	0	0	1.000
2025	.313	56-52	144	32	45	8	1	0	24	55	.382	27	1	21	2	.420	2	0	6-6	89	1	1	.989
TOTAL	.307	62-52	150	33	46	8	1	0	24	56	.373	27	1	22	2	.411	2	0	7-7	90	1	1	.989



PAYTN MONTICELLI

17

Pitcher • 6-2 • Senior • R/R • TR • Cedarburg, Wisc. (Oklahoma)

SINGLE-GAME SEASON HIGHS

Innings Pitched	7.0, Nevada (02/06/26)
Strikeouts	9, Memphis (02/28/26)
Batters Faced	30, Nevada (02/06/26)
Putouts	1, Ole Miss (04/17/26)
Assists	2, Ole Miss (04/19/26)
Runners CS	N/A

SINGLE-GAME CAREER HIGHS

Innings Pitched	7.0, Nevada (02/06/26) vs. North Carolina (02/24/23)*
Strikeouts	13 vs. North Carolina (02/24/23)*
Batters Faced	31 vs. North Carolina (02/25/23)*
Putouts	1, Three Times*
Assists	2, Ole Miss (04/19/26)^
Runners CS	1 vs. North Carolina (02/24/23)*

* Includes games played at Wisconsin
 ** Includes games played at Oklahoma
 ^ Includes games played at Oklahoma & Wisconsin

Complete bio

Senior Season (2026)

- Recorded all three wins in relief vs. Ole Miss (April 17-19) with a 0.00 ERA over 7.0 innings in relief.
- Registered her 10th career win in the circle in her first appearance as an LSU Tiger (vs. Nevada, Feb. 6).
- Pitched a combined shutout with a season-high nine strikeouts versus Memphis (Feb. 28).
- Played two seasons at Oklahoma (2024-2025) after beginning her collegiate career at Wisconsin (2023).
- Is a two-time Wisconsin Gatorade Player of the Year.
- Won a bronze medal at the 2025 European Tournament with Great Britain.

2026 SEASON GAME-BY-GAME

Date	Opponent	Pos	AB	R	H	RBI	2B	3B	HR	BB	SB	CS	HBP	SAC	SF	GDP	K	PO	A	E	Avg
Feb 12	vs Nebraska	p	0	0	0	0	0	0	0	0	0	0	0	0	0	0	0	0	1	0	.000
Mar 20	at South Carolina	p	0	0	0	0	0	0	0	0	0	0	0	0	0	0	0	0	1	0	.000
Mar 24	LOUISIANA TECH	*p	0	0	0	0	0	0	0	0	0	0	0	0	0	0	0	0	1	0	.000
Apr 04	at Missouri	*p	0	0	0	0	0	0	0	0	0	0	0	0	0	0	0	0	1	0	.000
Apr 17	ARIZONA	*p	0	0	0	0	0	0	0	0	0	0	0	0	0	0	0	0	1	0	.000
Apr 17	OLE MISS	p	0	0	0	0	0	0	0	0	0	0	0	0	0	0	0	1	0	0	.000
Apr 18	OLE MISS	p	0	0	0	0	0	0	0	0	0	0	0	0	0	0	0	0	1	0	.000
Apr 19	OLE MISS	p	0	0	0	0	0	0	0	0	0	0	0	0	0	0	0	2	0	0	.000
Totals		3gs	0	0	0	0	0	0	0	0	0	0	0	0	0	0	0	1	7	1	.000

On base pct. .000 • Slugging pct. .000

#17 Paytn Monticelli - 16 appearances (All games)

Date	Opponent	GS	IP	H	R	ER	BB	SO	2B	3B	HR	WP	BK	HBP	IBB	Score	W-L	Sv	ERA	NP
Feb 06	NEVADA	*	7.0	8	2	2	2	5	1	0	1	2	0	0	0	6-2	1-0	0	2.00	135
Feb 12	vs Nebraska		3.1	4	1	1	0	1	2	0	0	0	0	0	0	0-6	1-0	0	2.03	45
Feb 15	vs UCLA	*	1.1	3	3	3	1	2	2	0	0	1	0	1	0	0-8	1-1	0	3.60	39
Feb 17	SOUTH ALABAMA	*	1.0	2	1	1	1	2	0	0	0	0	0	0	0	10-2	1-1	0	3.87	38
Feb 21	MICHIGAN ST	*	4.1	6	4	4	3	6	1	0	0	0	0	2	0	5-4	1-1	0	4.53	82
Feb 28	MEMPHIS	*	6.0	2	0	0	2	9	0	0	0	0	1	0	7-0	2-1	0	3.35	95	
Mar 07	at Tennessee		2.0	4	3	3	1	1	0	0	2	0	0	0	0	6-11	2-1	0	3.92	60
Mar 10	at Nicholls		1.0	1	1	1	1	1	1	0	0	0	0	0	0	12-2	2-1	0	4.04	18
Mar 20	at South Carolina		2.1	3	2	2	1	2	0	0	0	0	0	1	0	5-6	2-1	0	4.20	50
Mar 24	LOUISIANA TECH	*	3.0	1	0	0	1	7	0	0	0	0	0	0	0	9-0	3-1	0	3.80	46
Mar 29	OKLAHOMA		1.0	0	0	0	0	1	0	0	0	0	0	0	0	4-8	3-1	0	3.68	14
Apr 04	at Missouri	*	4.0	4	1	1	3	3	0	0	0	0	0	0	0	0-1	3-2	0	3.47	91
Apr 12	ARIZONA	*	5.1	2	3	3	3	4	0	0	1	0	0	0	0	2-4	3-3	0	3.53	88
Apr 17	OLE MISS		2.0	2	0	0	0	1	0	0	0	0	0	0	0	6-4	4-3	0	3.37	33
Apr 18	OLE MISS		1.2	1	0	0	1	2	0	0	0	2	0	1	0	7-6	5-3	0	3.24	31
Apr 19	OLE MISS		3.1	1	0	0	1	2	0	0	0	0	0	1	0	8-5	6-3	0	3.02	63
Totals		7	48.2	44	21	21	21	49	7	0	4	5	0	7	0	87-69	6-3	0	3.02	-

MONTICELLI'S CAREER STATS (AT WISCONSIN & OKLAHOMA 2023-2025)

Year	era	w-l	app	gs	cg	sho	sv	ip	h	r	er	bb	so	2b	3b	hr	bf	bavg	wp	hbp	bk	sfa	sha
2023	2.71	7-4	21	13	3	1/2	0	80.0	72	39	31	21	82	11	5	8	350	.235	9	16	0	3	4
TOTAL	2.71	7-4	21	13	3	1/2	0	80.0	72	39	31	21	82	11	5	8	350	.235	9	16	0	3	4
Year	era	w-l	app	gs	cg	sho	sv	ip	h	r	er	bb	so	2b	3b	hr	bf	bavg	wp	hbp	bk	sfa	sha
2024	1.09	0-0	18	1	0	0/8	0	19.1	10	3	3	8	23	0	0	1	80	.149	0	5	0	0	0
2025	3.94	2-0	16	2	0	0/4	0	21.1	15	14	12	13	20	2	0	4	96	.190	3	3	0	1	0
TOTAL	2.58	2-0	34	3	0	0/12	0	40.2	25	17	15	21	43	2	0	5	176	.171	3	8	0	1	0

MONTICELLI'S CAREER STATS (AT LSU)

Year	era	w-l	app	gs	cg	sho	sv	ip	h	r	er	bb	so	2b	3b	hr	bf	bavg	wp	hbp	bk	sfa	sha
2026	3.02	6-3	16	7	1	0/2	0	48.2	44	21	21	21	49	7	0	4	213	.240	5	7	0	0	2
TOTAL	3.02	6-3	16	7	1	0/2	0	48.2	44	21	21	21	49	7	0	4	213	.240	5	7	0	0	2



TATUM CLOPTON

18

Pitcher • 5-10 • 5th-Year Senior • L/R • 1L • Lawrence, Kan. (Oklahoma State)

SINGLE-GAME SEASON HIGHS

Hits	N/A
Doubles	N/A
Triples	N/A
Home Runs	N/A
Total Bases	N/A
RBI	N/A
Runs Scored	N/A
Walks	N/A
Hit By Pitch	N/A
Sacrifice Flies	N/A
Sac Hits	N/A
At Bats	N/A
Stolen Bases	N/A
Innings Pitched	7.0, #16 Texas A&M (03/16/26)
Strikeouts	7, Central Arkansas (04/07/26)
Batters Faced	33, #16 Texas A&M (03/16/26)
Putouts	N/A
Assists	1, Five Times
Runners CS	N/A

SINGLE-GAME CAREER HIGHS

Hits	N/A
Doubles	N/A
Triples	N/A
Home Runs	N/A
Total Bases	N/A
RBI	N/A
Runs Scored	N/A
Walks	N/A
Hit By Pitch	N/A
Sacrifice Flies	N/A
Sac Hits	N/A
At Bats	1, Texas Tech (03/27/22)* at Memphis (03/10/22)*
Stolen Bases	N/A
Innings Pitched	7.0, Three Times
Strikeouts	10, UT Arlington (02/14/25)
Batters Faced	33, #16 Texas A&M (03/16/26)
Putouts	1, at #3 Texas A&M (04/13/25) ULM (03/05/25)
Assists	2, Southern Miss (02/22/25)
Runners CS	1, ULM (03/05/25)

* Includes games played at Oklahoma St.

Complete bio

5th-Year Senior Season (2026)

- Logged a season-high seven strikeouts for her 15th career win vs. Central Arkansas (April 7, 2026).
- Returned to the circle in 2025 for the first time since 2022 (1,057 days) due to injury and had a 7-2 record.
- Tallied 45 strikeouts in 58.0 innings pitched and held opposing batters to a .186 average in 2025.
- Pitched a career-high 7.0 innings with 10 strikeouts against UT Arlington (Feb. 14).
- Part of two WCWS appearances at Oklahoma State (2022-23).
- Made eight starts, 15 appearances, and threw three complete games and one solo shutout in 2025.

2026 SEASON GAME-BY-GAME

Date	Opponent	Pos	AB	R	H	RBI	2B	3B	HR	BB	SB	CS	HBP	SAC	SF	GDP	K	PO	A	E	Avg
Feb 17	SOUTH ALABAMA	*p	0	0	0	0	0	0	0	0	0	0	0	0	0	0	0	0	1	0	.000
Feb 27	NICHOLLS	*p	0	0	0	0	0	0	0	0	0	0	0	0	0	0	0	0	1	0	.000
Mar 16	TEXAS A&M	*p	0	0	0	0	0	0	0	0	0	0	0	0	0	0	0	0	1	0	.000
Apr 07	CENTRAL ARK	*p	0	0	0	0	0	0	0	0	0	0	0	0	0	0	0	0	1	0	.000
Apr 18	OLE MISS	*p	0	0	0	0	0	0	0	0	0	0	0	0	0	0	0	0	1	0	.000
Totals		4gs	0	0	0	0	0	0	0	0	0	0	0	0	0	0	0	0	5	0	.000

On base pct. .000 • Slugging pct. .000

#18 Tatum Clopton - 12 appearances (All games)

Date	Opponent	GS	IP	H	R	ER	BB	SO	2B	3B	HR	WP	BK	HBP	IBB	Score	W-L	Sv	ERA	NP
Feb 06	NC STATE		4.2	1	0	0	2	6	0	0	0	0	0	0	0	7-5	1-0	0	0.00	62
Feb 08	LAMAR	*	4.0	1	0	0	0	3	1	0	0	0	0	0	0	8-0	2-0	0	0.00	47
Feb 14	vs UCF	*	3.2	6	3	2	2	4	1	0	1	0	0	0	0	1-5	2-1	0	1.14	86
Feb 17	SOUTH ALABAMA	*	4.0	3	1	1	2	0	0	0	0	0	0	0	0	10-2	3-1	0	1.29	44
Feb 21	MICHIGAN ST		2.2	1	0	0	0	1	0	0	0	0	0	0	0	5-4	4-1	0	1.11	21
Feb 22	HOWARD		1.2	0	0	0	0	0	0	0	0	0	0	0	0	1-0	4-1	1	1.02	12
Feb 27	NICHOLLS	*	5.0	1	1	1	0	2	0	0	0	0	0	0	0	3-1	5-1	1	1.09	65
Mar 07	at Tennessee	*	2.0	5	3	3	1	0	0	0	1	0	0	0	0	6-11	5-1	1	1.77	45
Mar 16	TEXAS A&M	*	7.0	5	2	1	5	6	1	0	0	0	0	0	0	7-2	6-1	1	1.62	131
Mar 20	at South Carolina	*	2.0	6	3	3	0	1	0	0	2	0	0	0	0	5-6	6-1	1	2.10	40
Apr 07	CENTRAL ARK	*	4.1	3	1	1	2	7	1	0	1	0	0	0	0	9-1	7-1	1	2.05	83
Apr 18	OLE MISS	*	3.1	2	2	2	2	0	0	0	1	0	0	0	0	7-6	7-1	1	2.21	46
Totals		8	44.1	34	16	14	16	32	4	0	5	1	0	2	0	69-43	7-1	1	2.21	-

CLOPTON'S CAREER STATS (AT OKLAHOMA STATE 2022)

Year	era	w-l	app	gs	cg	sho	sv	ip	h	r	er	bb	so	2b	3b	hr	bf	bavg	wp	hbp	bk	sfa	sha
2022	3.89	1-0	5	1	0	0/1	0	9.0	9	6	5	5	8	1	0	1	44	.237	2	1	0	0	0
TOTAL	3.89	1-0	5	1	0	0/1	0	9.0	9	6	5	5	8	1	0	1	44	.237	2	1	0	0	0

CLOPTON'S CAREER STATS (AT LSU)

Year	era	w-l	app	gs	cg	sho	sv	ip	h	r	er	bb	so	2b	3b	hr	bf	bavg	wp	hbp	bk	sfa	sha
2025	3.14	7-2	15	8	3	1/1	0	58.0	39	34	26	41	45	8	1	5	259	.186	3	2	0	2	4
2026	2.21	7-1	12	8	1	0/2	1	44.1	34	16	14	16	32	4	0	5	181	.214	1	2	0	2	2
TOTAL	2.74	14-3	27	16	4	1/3	1	102.1	73	50	40	57	77	12	1	10	440	.198	4	4	0	4	6



ALIX FRANKLIN

20

Utility • 5-7 • Sophomore • L/R • 1L • St. Amant, La. (St. Amant HS)

Complete bio

Sophomore Season (2026)

- Enters the weeked leading the SEC with six triples, and has 14 extra-base hits.
- Hit her first career home run vs. No. 22/19 Duke (Feb. 13).
- Recorded a career-high three hits at Nicholls (March 10).
- A three-time Louisiana 5A State Champion (2022-24) and four-time All-State selection.
- Won the 2024 Alliance Fastpitch National Championship with the Texas Bombers Gold Scott Smith club.

2026 SEASON GAME-BY-GAME

Date	Opponent	Pos	AB	R	H	RBI	2B	3B	HR	BB	SB	CS	HBP	SAC	SF	GDP	K	PO	A	E	Avg	
Feb 05	NC STATE	*of	3	1	2	2	0	2	0	0	0	0	0	0	0	0	0	1	0	0	.667	
Feb 06	NEVADA	*of	3	0	0	0	0	0	0	0	0	0	0	0	0	0	0	0	0	0	.333	
Feb 06	NC STATE	ph/of	3	1	1	1	1	0	0	0	0	0	0	0	0	0	0	2	0	0	.333	
Feb 07	NEVADA	*of	1	1	1	0	0	0	2	0	0	0	0	0	0	0	0	2	1	0	.400	
Feb 08	ILLINOIS	*of	3	1	1	0	0	0	0	2	0	0	0	0	0	0	1	0	0	0	.385	
Feb 08	LAMAR	*of	3	0	1	0	0	0	0	1	0	0	0	0	0	0	0	1	0	0	.375	
Feb 12	vs Nebraska	*of	3	0	1	0	0	0	0	0	0	0	0	0	0	0	1	4	0	0	.368	
Feb 12	vs Oklahoma St	*of	4	0	0	0	0	0	0	0	0	0	0	0	0	0	3	0	0	0	.304	
Feb 13	vs Duke	*of	3	1	1	1	0	0	1	0	0	0	0	0	0	0	0	2	0	1	.308	
Feb 14	vs UCF	*of	2	0	0	0	0	0	1	0	0	0	0	0	0	0	0	0	0	0	.286	
Feb 15	vs UCLA	*of	2	0	1	0	0	1	0	0	0	0	0	0	0	0	1	1	0	0	.300	
Feb 17	SOUTH ALABAMA	*of	3	0	2	4	0	1	0	0	0	0	0	0	0	0	1	1	0	0	.333	
Feb 20	MICHIGAN ST	*of	1	1	1	1	0	0	2	0	0	0	0	0	0	0	0	0	0	0	.353	
Feb 21	ULL	*of	4	0	0	0	0	0	1	0	0	0	0	0	0	0	2	5	0	0	.316	
Feb 21	MICHIGAN ST	*of	3	1	0	0	0	0	0	1	0	0	0	0	0	0	0	1	1	0	.293	
Feb 22	HOWARD	*of	2	0	1	0	0	0	0	1	0	0	0	0	0	0	0	2	0	0	.302	
Feb 24	at McNeese	*of	3	1	0	0	0	0	2	0	0	0	0	0	0	0	1	1	0	0	.283	
Feb 27	NICHOLLS	*of	3	0	0	0	0	0	0	0	0	0	0	0	0	0	0	2	0	0	.265	
Feb 27	MEMPHIS	*of	2	1	1	2	0	0	0	1	0	0	0	0	0	0	0	1	0	0	.275	
Feb 28	IOWA	*of	2	0	0	0	0	0	1	0	0	0	0	0	0	0	0	3	0	0	.264	
Feb 28	MEMPHIS	*of	1	0	1	0	0	0	1	0	0	1	0	0	0	0	1	0	0	0	.259	
Mar 08	at Tennessee	*dh	4	0	1	0	0	0	0	0	0	0	0	0	0	0	1	0	0	0	.259	
Mar 10	at Nicholls	*of	5	1	3	2	1	1	0	0	0	0	0	0	0	0	0	1	1	0	.286	
Mar 14	TEXAS A&M	*of	3	1	1	0	0	0	0	0	0	0	0	0	0	0	0	3	0	0	.288	
Mar 15	TEXAS A&M	*of	2	0	0	0	0	0	0	1	0	0	0	0	0	0	0	2	0	0	.279	
Mar 16	TEXAS A&M	*of	3	2	1	1	0	0	1	0	0	0	0	0	0	0	0	1	0	0	.282	
Mar 20	at South Carolina	*of	5	0	1	0	1	0	1	0	0	0	0	0	0	0	2	4	0	0	.276	
Mar 21	at South Carolina	*of	4	0	1	0	0	0	0	0	0	0	0	0	0	0	1	2	0	0	.275	
Mar 22	at South Carolina	*of	3	0	0	0	0	0	0	0	0	0	0	0	0	0	1	2	0	0	.265	
Mar 24	LOUISIANA TECH	*of	1	2	0	1	0	0	0	1	0	0	0	0	0	0	0	0	0	0	.262	
Mar 27	OKLAHOMA	*of	2	0	2	1	0	0	2	0	0	0	0	0	0	0	0	3	0	0	.279	
Mar 28	OKLAHOMA	*of	2	1	1	1	0	0	0	0	0	0	0	0	1	0	0	3	0	0	.284	
Mar 29	OKLAHOMA	*of	4	0	1	1	0	0	0	0	0	0	0	0	0	0	1	3	0	0	.283	
Apr 02	at Missouri	*of	4	1	1	1	0	0	0	0	0	0	0	0	0	0	0	1	0	0	.281	
Apr 03	at Missouri	*of	5	1	1	2	0	0	1	1	0	0	0	0	0	0	0	3	0	0	.277	
Apr 04	at Missouri	*of	3	0	1	0	0	0	0	0	0	0	0	0	0	0	1	2	0	0	.279	
Apr 07	CENTRAL ARK	*of	3	2	1	1	1	0	0	1	0	0	0	0	0	0	0	1	0	0	.280	
Apr 10	ARIZONA	*of	2	0	0	0	0	0	0	1	0	0	0	0	0	0	0	4	0	1	.275	
Apr 11	ARIZONA	*of	0	0	0	1	0	0	2	0	0	0	0	0	1	0	0	3	0	0	.275	
Apr 12	ARIZONA	*of	2	0	0	1	0	0	0	0	0	0	1	0	0	0	0	0	0	0	.270	
Apr 14	at ULL	*of	2	1	0	0	0	0	0	1	0	0	0	0	0	0	0	2	0	0	.265	
Apr 17	OLE MISS	*of	3	1	1	0	0	0	0	1	0	0	0	0	0	0	0	1	1	0	.267	
Apr 18	OLE MISS	*of	4	1	2	0	1	0	0	0	0	0	0	0	0	0	0	0	0	0	.275	
Apr 19	OLE MISS	*of	4	1	2	1	0	1	0	0	0	0	0	0	0	1	1	1	0	0	.282	
Totals			43gs	124	24	35	26	5	6	3	25	3	0	2	0	2	1	22	70	2	3	.282

On base pct. .405 • Slugging pct. .492

FRANKLIN'S CAREER STATS

Year	avg	gp-gs	ab	r	h	2b	3b	hr	rbi	tb	slg%	bb	hbp	so	gdp	ob%	sf	sh	sb-att	po	a	e	fld%
2025	.000	2-1	3	0	0	0	0	0	0	0	.000	0	0	1	0	.000	0	0	0-0	0	0	0	.000
2026	.282	44-43	124	24	35	5	6	3	26	61	.492	25	2	22	1	.405	2	0	3-3	70	2	3	.960
TOTAL	.276	46-44	127	24	35	5	6	3	26	61	.480	25	2	23	1	.397	2	0	3-3	70	2	3	.960



CECE CELLURA

21

Pitcher • 6-0 • Junior • R/R • TR • Glendale, Calif. (San Diego State)

SINGLE-GAME SEASON HIGHS

Innings Pitched	8.0, UL Lafayette (02/21/26)
Strikeouts	6, # 16 Texas A&M (03/15/26)
Batters Faced	30, UL Lafayette (02/21/26)
Putouts	1, #5/3 Oklahoma (03/27/26) vs. RV/#23 Oklahoma St. (02/12/26)
Assists	3 at Missouri (04/03/26) #16 Texas A&M (03/15/26)
Runners CS	N/A

SINGLE-GAME CAREER HIGHS

Innings Pitched	8.0, UL Lafayette (02/21/26)
Strikeouts	7, Three Times*
Batters Faced	33, UC Santa Barbara (05/17/25)*
Putouts	1, Seven Times
Assists	4 at UNLV (05/03/24)* #17 Oregon (02/17/24)*
Runners CS	N/A

* Includes games played at San Diego State

Complete bio

Junior Season (2026)

- Recorded 18 strikeouts and just three walks in a span over 36.2 innings pitched (March 15-April 12).
- Threw a season-best six strikeouts against No. 16 Texas A&M (March 15).
- Led San Diego State to consecutive Mountain West Conference Tournament titles.
- Was a 2025 All-Mountain West First Team selection behind a 19-9 record with 94 strikeouts and 2.28 ERA.
- Led the Mountain West with a 4.70 strikeout-to-walk ratio and a 1.10 WHIP last season.

2026 SEASON GAME-BY-GAME

Date	Opponent	Pos	AB	R	H	RBI	2B	3B	HR	BB	SB	CS	HBP	SAC	SF	GDP	K	PO	A	E	Avg
Feb 12	vs Oklahoma St	*p	0	0	0	0	0	0	0	0	0	0	0	0	0	0	0	1	0	0	.000
Feb 15	vs UCLA	p	0	0	0	0	0	0	0	0	0	0	0	0	0	0	0	0	2	0	.000
Feb 21	ULL	*p	0	0	0	0	0	0	0	0	0	0	0	0	0	0	0	0	0	0	.000
Feb 27	MEMPHIS	*p	0	0	0	0	0	0	0	0	0	0	0	0	0	0	0	0	1	0	.000
Mar 15	TEXAS A&M	*p	0	0	0	0	0	0	0	0	0	0	0	0	0	0	0	0	3	0	.000
Mar 21	at South Carolina	*p	0	0	0	0	0	0	0	0	0	0	0	0	0	0	0	0	1	0	.000
Mar 27	OKLAHOMA	*p	0	0	0	0	0	0	0	0	0	0	0	0	0	0	0	1	0	0	.000
Apr 03	at Missouri	*p	0	0	0	0	0	0	0	0	0	0	0	0	0	0	0	0	3	0	.000
Apr 11	ARIZONA	*p	0	0	0	0	0	0	0	0	0	0	0	0	0	0	0	0	1	0	.000
Apr 17	OLE MISS	*p	0	0	0	0	0	0	0	0	0	0	0	0	0	0	0	0	1	0	.000
Totals		9gs	0	0	0	0	0	0	0	0	0	0	0	0	0	0	0	2	14	0	.000

On base pct. .000 • Slugging pct. .000

#21 Cece Cellura - 17 appearances (All games)

Date	Opponent	GS	IP	H	R	ER	BB	SO	2B	3B	HR	WP	BK	HBP	IBB	Score	W-L	Sv	ERA	NP
Feb 06	NC STATE	*	2.1	7	5	5	2	1	1	0	0	0	0	0	0	7-5	0-0	0	15.00	75
Feb 08	ILLINOIS	*	4.0	5	0	0	0	1	0	0	0	0	0	1	0	9-1	1-0	0	5.53	54
Feb 12	vs Oklahoma St	*	7.0	7	4	4	2	3	3	0	0	0	0	0	0	9-4	2-0	0	4.72	106
Feb 14	vs UCF	*	3.1	5	2	0	1	3	0	0	0	0	0	0	0	1-5	2-0	0	3.78	59
Feb 15	vs UCLA	*	1.2	5	2	2	0	0	2	0	0	0	0	0	0	0-8	2-0	0	4.20	25
Feb 21	ULL	*	8.0	5	1	0	0	3	1	1	0	0	0	0	0	2-1	2-0	0	2.92	110
Feb 27	MEMPHIS	*	4.0	4	2	2	2	1	1	0	0	1	0	0	0	11-2	3-0	0	3.00	58
Mar 07	at Tennessee	*	2.0	5	5	5	1	0	1	0	1	0	0	0	0	6-11	3-1	0	3.90	48
Mar 15	TEXAS A&M	*	7.0	6	3	3	0	6	0	0	1	0	0	0	0	2-3	3-2	0	3.74	108
Mar 21	at South Carolina	*	7.0	8	1	1	0	2	0	0	1	1	0	0	0	5-1	4-2	0	3.32	98
Mar 27	OKLAHOMA	*	7.0	10	3	3	0	3	1	0	0	0	0	0	0	2-3	4-3	0	3.28	117
Mar 29	OKLAHOMA	*	0.1	3	3	3	0	0	1	0	2	0	0	0	0	4-8	4-4	0	3.65	11
Apr 03	at Missouri	*	7.0	5	4	4	2	2	1	0	1	1	0	0	0	16-4	5-4	0	3.69	91
Apr 11	ARIZONA	*	7.0	7	1	0	1	3	1	0	0	0	0	0	0	3-1	6-4	0	3.31	105
Apr 12	ARIZONA	*	1.1	1	0	0	2	0	0	0	0	0	0	0	0	2-4	6-4	0	3.25	16
Apr 17	OLE MISS	*	4.1	5	4	3	2	1	0	0	2	0	0	0	0	6-4	6-4	0	3.34	69
Apr 19	OLE MISS	*	2.2	5	3	3	0	1	0	0	3	0	0	0	0	8-5	6-4	0	3.50	44
Totals		12	76.0	93	43	38	13	32	13	1	11	3	0	1	0	93-70	6-4	0	3.50	-

CELLURA'S CAREER STATS (AT SAN DIEGO STATE 2024-2025)

YEAR	ERA	W - L	APP	GS	CG	SHO	SV	IP	H	R	ER	BB	SO	2B	3B	HR	BF	BAVG	WP	HBP	BK	SFA	SHA
2024	2.78	8-5	31	19	0	0	4	108.1	128	51	43	8	45	20	6	4	466	0.285	5	2	0	0	7
2025	2.28	19-9	39	20	3	0	3	153.2	149	61	50	20	94	29	4	7	640	0.248	5	10	0	0	10
Total	2.48	27-14	70	39	3	0	7	262	277	112	93	28	139	49	10	11	1106	0.264	10	12	0	0	17

CELLURA'S CAREER STATS (AT LSU)

Year	era	w-l	app	gs	cg	sho	sv	ip	h	r	er	bb	so	2b	3b	hr	bf	bavg	wp	hbp	bk	sfa	sha
2026	3.50	6-4	17	12	5	0/0	0	76.0	93	43	38	13	32	13	1	11	332	.299	3	1	0	2	5
TOTAL	3.50	6-4	17	12	5	0/0	0	76.0	93	43	38	13	32	13	1	11	332	.299	3	1	0	2	5



SIERRA DANIEL

23

Utility • 5-4 • Junior • L/R • 2L • Chandler, Ariz. (Seton Catholic Prep HS)

SINGLE-GAME SEASON HIGHS

Hits	4 at Missouri (04/03/26)
Doubles	2 at #21/24 South Carolina (03/21/26) NC State (02/05/26)
Triples	1, Four Times
Home Runs	1, # 12/11 Arizona (04/10/26) Central Arkansas (04/07/26)
Total Bases	6, Central Arkansas (04/07/26)
RBIs	3, Three Times
Runs Scored	3 at Missouri (04/03/26)
Walks	2, Eight Times
Hit By Pitch	1 at UL Lafayette (04/14/26) Illinois (02/08/26)
Sacrifice Flies	1, Michigan St. (02/21/26) Lamar (02/08/26)
Sac Hits	1, #12/11 Arizona (04/10/26) #5/3 Oklahoma (03/27/26)
At Bats	6 at #21/24 South Carolina (03/20/26)
Stolen Bases	1, Seven Times
Putouts	5 at #21.24 South Carolina (03/20/26)
Assists	6, UL Lafayette (02/21/26)

Complete bio

Junior Season (2026)

- Had a stretch of multiple hits in four of five games (March 29-April 7).
- Hit first homer of the season vs. Central Arkansas and second in next game vs. No. 12/11 Arizona (April 7, 10).
- Logged a career-high four hits at Missouri (April 3).
- Tied for a team-best nine doubles and has turned 12 double plays.
- Named to 2025 the NFCA Gulf All-Region Second Team

2026 SEASON GAME-BY-GAME

Date	Opponent	Pos	AB	R	H	RBI	2B	3B	HR	BB	SB	CS	HBP	SAC	SF	GDP	K	PO	A	E	Avg	
Feb 05	NC STATE	*2b	4	2	2	2	2	0	0	0	0	0	0	0	0	0	0	1	0	2	0	.500
Feb 06	NEVADA	*2b	2	1	2	1	0	0	0	2	0	0	0	0	0	0	0	0	3	1	0	.667
Feb 06	NC STATE	*2b	4	0	1	0	0	0	0	0	0	0	0	0	0	0	1	1	1	1	0	.500
Feb 07	NEVADA	*2b	4	1	1	1	0	0	0	0	0	0	0	0	0	0	0	1	0	0	0	.429
Feb 08	ILLINOIS	*2b	1	2	0	0	0	0	0	1	0	0	1	0	0	0	0	3	1	0	0	.400
Feb 08	LAMAR	*2b	2	2	2	2	0	1	0	0	1	0	0	0	1	0	0	0	1	0	0	.471
Feb 12	vs Nebraska	*2b	3	0	2	0	0	0	0	0	1	0	0	0	0	0	0	1	2	1	0	.500
Feb 12	vs Oklahoma St	*2b	4	2	3	2	0	1	0	0	0	0	0	0	0	0	1	3	2	0	0	.542
Feb 13	vs Duke	*2b	2	0	0	1	0	0	0	2	0	0	0	0	0	0	0	0	1	1	0	.500
Feb 14	vs UCF	*2b	3	0	1	0	0	0	0	1	0	0	0	0	0	0	0	0	3	2	1	.483
Feb 15	vs UCLA	*2b	3	0	0	0	0	0	0	0	0	0	0	0	0	0	0	0	0	2	0	.438
Feb 17	SOUTH ALABAMA	*2b	3	1	1	0	0	0	0	0	1	0	0	0	0	0	0	1	1	1	0	.429
Feb 20	MICHIGAN ST	*2b	4	1	3	1	1	0	0	0	1	0	0	0	0	0	0	0	1	0	0	.462
Feb 21	ULL	*2b	5	0	3	0	0	1	0	0	0	0	0	0	0	0	0	3	6	0	0	.477
Feb 21	MICHIGAN ST	*2b	2	0	0	1	0	0	0	1	1	0	0	0	0	1	0	0	0	2	0	.457
Feb 22	HOWARD	*2b	3	0	1	0	0	0	0	0	0	0	0	0	0	0	0	0	2	2	0	.449
Feb 24	at McNeese	*2b	3	1	0	1	0	0	0	2	0	0	0	0	0	0	0	0	3	2	0	.423
Feb 27	NICHOLLS	*2b	1	0	0	0	0	0	0	2	0	0	0	0	0	0	0	0	1	0	0	.415
Feb 27	MEMPHIS	*2b	1	1	0	0	0	0	0	2	0	0	0	0	0	0	0	0	1	3	0	.407
Feb 28	IOWA	*2b	2	2	1	0	1	0	0	2	0	0	0	0	0	0	0	0	3	0	0	.411
Feb 28	MEMPHIS	*2b	2	0	1	0	0	0	0	2	1	0	0	0	0	0	0	0	0	1	0	.414
Mar 06	at Tennessee	*2b	3	0	0	0	0	0	0	0	0	0	0	0	0	0	0	1	3	3	0	.393
Mar 07	at Tennessee	*2b	1	1	0	0	0	0	0	2	0	0	0	0	0	0	0	0	1	2	0	.387
Mar 08	at Tennessee	*2b	3	0	0	0	0	0	0	1	0	0	0	0	0	0	0	0	3	2	0	.369
Mar 10	at Nicholls	*2b	4	2	1	2	0	1	0	1	1	0	0	0	0	0	0	1	0	1	0	.362
Mar 14	TEXAS A&M	*2b	3	0	0	0	0	0	0	0	0	0	0	0	0	0	0	2	1	1	0	.347
Mar 15	TEXAS A&M	*2b	2	0	0	0	0	0	0	0	0	0	0	0	0	0	0	1	1	0	0	.338
Mar 16	TEXAS A&M	*2b	3	1	1	0	0	0	0	0	0	0	0	0	0	0	0	2	1	1	0	.338
Mar 20	at South Carolina	*2b	6	0	2	0	0	0	0	0	0	0	0	0	0	0	0	0	5	3	0	.337
Mar 21	at South Carolina	*2b	4	0	2	1	2	0	0	0	0	0	0	0	0	0	0	0	2	2	0	.345
Mar 22	at South Carolina	*2b	2	1	0	0	0	0	0	1	0	0	0	0	0	0	0	1	3	3	0	.337
Mar 24	LOUISIANA TECH	*2b	3	1	1	0	0	0	0	0	0	0	0	0	0	0	0	0	0	0	0	.337
Mar 27	OKLAHOMA	*2b	2	0	0	0	0	0	0	0	0	0	0	1	0	0	2	3	1	1	0	.330
Mar 28	OKLAHOMA	*2b	2	0	0	0	0	0	0	1	0	0	0	0	0	0	0	0	1	1	0	.323
Mar 29	OKLAHOMA	*2b	3	0	2	0	1	0	0	1	0	0	0	0	0	0	0	0	1	4	0	.333
Apr 02	at Missouri	*2b	3	2	2	2	0	0	0	1	0	0	0	0	0	0	0	0	0	1	0	.343
Apr 03	at Missouri	*2b	5	3	4	3	1	0	0	1	0	0	0	0	0	0	0	2	3	0	0	.364
Apr 04	at Missouri	*2b	2	0	0	0	0	0	0	1	0	0	0	0	0	0	0	0	1	1	0	.358
Apr 07	CENTRAL ARK	*2b	4	1	2	3	1	0	1	0	0	0	0	0	0	0	0	1	0	2	0	.363
Apr 10	ARIZONA	*2b	2	1	1	3	0	0	1	0	0	0	0	1	0	0	0	1	1	3	0	.365
Apr 11	ARIZONA	*2b	3	0	0	0	0	0	0	0	0	0	0	0	0	0	0	0	0	5	0	.356
Apr 12	ARIZONA	*2b	3	0	0	0	0	0	0	1	0	0	0	0	0	0	0	0	2	2	0	.347
Apr 14	at ULL	*2b	2	0	0	1	0	0	0	1	0	0	1	0	0	0	0	0	2	2	0	.341
Apr 17	OLE MISS	*2b	4	1	0	0	0	0	0	0	1	0	0	0	0	0	0	1	2	4	1	.331
Apr 18	OLE MISS	*2b	3	1	1	0	0	0	0	1	0	0	0	0	0	0	0	0	3	3	0	.331
Apr 19	OLE MISS	*2b	4	1	1	0	0	0	0	0	0	0	0	0	0	0	0	1	2	0	0	.328
Totals			46gs	134	32	44	27	9	4	2	30	7	1	2	2	2	0	18	73	78	2	.328

On base pct. .452 • Slugging pct. .500

DANIEL'S CAREER STATS

Year	avg	gp-gs	ab	r	h	2b	3b	hr	rbi	tb	slg%	bb	hbp	so	gdp	ob%	sf	sh	sb-att	po	a	e	fld%
2024	.300	40-32	90	22	27	1	1	0	4	30	.333	11	0	8	0	.376	0	3	5-5	21	34	7	.887
2025	.381	50-43	105	32	40	5	0	2	19	51	.486	14	3	15	0	.460	2	3	8-9	56	74	4	.970
2026	.328	46-46	134	32	44	9	4	2	27	67	.500	30	2	18	0	.452	2	2	7-8	73	78	2	.987
TOTAL	.337	136-121	329	86	111	15	5	4	50	148	.450	55	5	41	0	.435	4	8	20-22	150	186	13	.963



CHAR LORENZ

24

Utility • 5-5 • Redshirt Sophomore • R/R • TR • Munster, Ind. (Louisville)

SINGLE-GAME SEASON HIGHS

Hits	2, Six Times
Doubles	2, Iowa (02/28/26)
Triples	N/A
Home Runs	2 at McNeese (02/24/26)
Total Bases	8 at McNeese (02/24/26)
RBIs	2 at McNeese (02/24/26) Nevada (02/06/26)
Runs Scored	2, Five Times
Walks	3, Ole Miss (04/17/26) Memphis (02/28/26)
Hit By Pitch	1, Four Times
Sacrifice Flies	1, Louisiana Tech (03/24/26)
Sac Hits	N/A
At Bats	5 at #21/24 South Carolina (03/20/26)
Stolen Bases	1, Memphis (02/28/26) South Alabama (02/17/26)
Putouts	11 at McNeese (02/24/26)
Assists	1, Four Times

SINGLE-GAME CAREER HIGHS

Hits	4 at Northern Ky. (03/18/25)* vs. Cleveland St. (02/09/25)*
Doubles	3 at Northern Ky. (03/18/25)*
Triples	1, Five Times*
Home Runs	2 at McNeese (02/24/26) vs. Cleveland St. (02/09/25)*
Total Bases	12, vs. Cleveland St. (02/09/25)*
RBIs	6 vs. Cleveland St. (02/09/25)*
Runs Scored	4 vs. Cleveland St. (02/09/25)*
Walks	3, Ole Miss (04/17/26) Memphis (02/28/26)
Hit By Pitch	1, 12 Times
Sacrifice Flies	1, Louisiana Tech (03/24/26) at Northern Ky. (03/18/25)*
Sac Hits	1, Four Times*
At Bats	6, Notre Dame (03/09/25)*
Stolen Bases	3, Bellarmine (02/26/25)*
Putouts	11 at McNeese (02/24/26)
Assists	1, Six Times*

* Includes games played at Louisville

Complete bio

Redshirt Sophomore Season (2026)

- Has six home runs on the season, including two homers at McNeese (Feb. 24).
- Recorded a career-high 11 putouts at McNeese (Feb. 24) after making her third start at catcher.
- Drove in a season-high four RBI against Iowa (Feb. 28).
- A 2025 All-ACC Second Team selection.
- Led Louisville with a .368 batting average on 57 hits and set a freshman record with 53 RBI.

2026 SEASON GAME-BY-GAME

Date	Opponent	Pos	AB	R	H	RBI	2B	3B	HR	BB	SB	CS	HBP	SAC	SF	GDP	K	PO	A	E	Avg
Feb 05	NC STATE	*of	2	1	1	1	0	0	0	1	0	0	0	0	0	0	0	0	0	0	.500
Feb 06	NEVADA	*of	3	1	1	2	0	0	1	0	0	0	0	0	0	0	1	1	0	0	.400
Feb 06	NC STATE	*of	3	0	1	0	0	0	0	0	0	1	0	0	0	0	2	3	0	0	.375
Feb 07	NEVADA	*of	2	1	0	0	0	0	1	0	0	0	0	0	0	0	1	0	0	0	.300
Feb 08	ILLINOIS	*of	1	0	0	0	0	0	0	1	0	0	0	0	0	0	0	0	0	0	.273
Feb 08	LAMAR	*c	2	1	1	0	1	0	1	0	0	0	0	0	0	0	0	4	0	0	.308
Feb 12	vs Nebraska	*of	3	0	1	0	0	0	0	0	0	0	0	0	0	0	1	3	0	0	.312
Feb 12	vs Oklahoma St	*of	4	0	0	0	0	0	0	0	0	0	0	0	0	0	0	1	1	0	.250
Feb 13	vs Duke	*of	3	0	0	0	0	0	0	0	0	0	0	0	0	0	0	0	0	0	.217
Feb 14	vs UCF	*of	3	0	1	0	0	0	0	0	0	1	0	0	0	0	0	1	0	0	.231
Feb 15	vs UCLA	*dh	2	0	0	0	0	0	0	0	0	0	0	0	0	0	0	0	0	0	.214
Feb 17	SOUTH ALABAMA	*of/c	2	1	1	0	0	0	0	1	0	1	0	0	0	0	2	1	0	0	.233
Feb 20	MICHIGAN ST	*of/c	2	1	1	0	0	0	0	1	0	0	0	0	0	0	2	2	0	0	.250
Feb 21	ULL	*of	3	1	2	0	0	0	0	2	0	0	0	0	0	0	0	2	0	1	.286
Feb 21	MICHIGAN ST	*of	2	0	0	0	0	0	0	1	0	0	0	0	0	0	0	2	1	0	.270
Feb 22	HOWARD	*c	2	0	0	0	0	0	0	1	0	0	0	0	0	0	0	4	0	0	.256
Feb 24	at McNeese	*c	3	2	2	2	0	0	2	1	0	0	0	0	0	0	0	11	1	0	.286
Feb 27	NICHOLLS	*c	2	0	0	0	0	0	0	1	0	0	0	0	0	0	1	4	0	0	.273
Feb 27	MEMPHIS	*c	1	1	0	1	0	0	0	2	0	0	0	0	0	0	0	1	1	0	.267
Feb 28	IOWA	*of	3	0	2	4	2	0	0	0	0	0	0	0	0	0	0	5	0	0	.292
Feb 28	MEMPHIS	*c	1	2	0	0	0	0	0	3	1	0	0	0	0	0	0	9	0	0	.286
Mar 06	at Tennessee	*of	3	0	1	0	0	0	0	0	0	0	0	0	0	0	0	1	0	0	.288
Mar 07	at Tennessee	*of	2	2	1	1	0	0	1	1	0	0	0	0	0	0	1	4	0	0	.296
Mar 08	at Tennessee	*of	3	1	0	1	0	0	0	1	1	0	0	0	0	0	0	5	0	0	.281
Mar 10	at Nicholls	*of	4	2	2	1	1	0	0	1	0	0	0	0	0	0	0	3	0	1	.295
Mar 14	TEXAS A&M	*of	3	1	1	0	0	0	0	0	0	0	0	0	0	0	0	4	0	1	.297
Mar 15	TEXAS A&M	*of	2	0	0	0	0	0	0	0	0	0	1	0	0	0	2	1	0	0	.288
Mar 16	TEXAS A&M	*of	4	0	1	0	0	0	0	0	0	0	0	0	0	0	0	4	0	0	.286
Mar 20	at South Carolina	*of	5	1	1	0	0	0	0	1	0	0	0	0	0	0	1	1	0	0	.280
Mar 21	at South Carolina	*of	2	0	0	0	0	0	0	1	0	0	0	0	0	0	1	0	0	0	.273
Mar 24	LOUISIANA TECH	*of	1	0	0	1	0	0	0	1	0	0	0	0	0	0	0	1	0	0	.269
Mar 27	OKLAHOMA	*of	4	0	0	0	0	0	0	0	0	0	0	0	0	0	0	6	0	0	.256
Mar 28	OKLAHOMA	*of	3	0	0	0	0	0	0	0	0	0	0	0	0	0	0	1	0	0	.247
Mar 29	OKLAHOMA	*of	3	1	1	1	0	0	1	0	0	0	0	0	0	0	2	3	0	0	.250
Apr 02	at Missouri	*of	3	0	0	0	0	0	0	0	0	0	0	0	0	0	1	0	0	0	.242
Apr 03	at Missouri	*of	3	1	0	0	0	0	0	2	0	0	0	0	0	0	1	0	0	0	.234
Apr 04	at Missouri	*of	3	0	2	0	0	0	0	0	0	0	0	0	0	0	0	1	0	0	.247
Apr 07	CENTRAL ARK	*of	2	0	0	0	0	0	0	1	0	0	0	0	0	0	0	3	0	0	.242
Apr 10	ARIZONA	*of	2	0	1	1	0	0	0	1	0	0	0	0	0	0	0	3	0	0	.248
Apr 11	ARIZONA	*of	2	0	0	0	0	0	0	0	0	1	0	0	0	0	0	1	0	0	.243
Apr 12	ARIZONA	*of/c	3	0	1	0	0	0	0	0	0	0	0	0	0	0	0	5	0	0	.245
Apr 14	at ULL	*c	2	2	2	2	0	0	1	1	0	0	0	0	0	0	2	0	0	0	.259
Apr 17	OLE MISS	*c	1	0	0	0	0	0	0	3	0	0	0	0	0	0	0	4	0	0	.257
Apr 18	OLE MISS	*c	4	0	0	0	0	0	0	0	0	0	0	0	0	0	0	4	0	0	.248
Apr 19	OLE MISS	*of	2	0	0	0	0	0	0	2	0	0	0	0	0	0	0	0	0	0	.243
Totals			45gs	115	23	28	18	4	0	6	31	3	1	4	0	1	0	17	112	4	.324

On base pct. .417 • Slugging pct. .435

LORENZ'S CAREER STATS (AT LOUISVILLE 2025)

Year	avg	gp-gs	ab	r	h	2b	3b	hr	rbi	tb	slg%	bb	hbp	so	gdp	ob%	sf	sh	sb-att	po	a	e	fld%
2025	.368	50-50	155	32	57	11	5	9	53	105	.677	17	8	24	0	.453	1	4	13-20	87	2	3	.967
TOTAL	.368	50-50	155	32	57	11	5	9	53	105	.677	17	8	24	0	.453	1	4	13-20	87	2	3	.967

LORENZ'S CAREER STATS (AT LSU)

Year	avg	gp-gs	ab	r	h	2b	3b	hr	rbi	tb	slg%	bb	hbp	so	gdp	ob%	sf	sh	sb-att	po	a	e	fld%
2026	.243	45-45	115	23	28	4	0	6	18	50	.435	31	4	17	0	.417	1	0	3-4	112	4	3	.975
TOTAL	.243	45-45	115	23	28	4	0	6	18	50	.435	31	4	17	0	.417	1	0	3-4	112	4	3	.975



JADA PHILLIPS

28

Catcher/Utility · 5-4 · Sophomore · R/R · 1L · Bradenton, Fla. (Braden River HS)

SINGLE-GAME SEASON HIGHS

Hits	1, Ole Miss (04/19/26)
Doubles	N/A
Triples	N/A
Home Runs	N/A
Total Bases	1, Ole Miss (04/19/26)
RBI	N/A
Runs Scored	1, Ole Miss (04/19/26) at Missouri (04/03/26)
Walks	N/A
Hit By Pitch	N/A
Sacrifice Flies	N/A
Sac Hits	N/A
At Bats	4, 1, Ole Miss (04/19/26)
Stolen Bases	N/A
Putouts	3, Ole Miss (04/19/26)
Assists	1, Ole Miss (04/19/26)

Complete bio

Sophomore Season (2026)

- Logged first career hit in her first start of the 2026 season vs. Ole Miss (April 17).
- Scored first career run at Missouri (April 3).
- Recorded first collegiate RBI with a groundout versus South Alabama (March 7, 2025).
- Won 2023 Atlanta Legacy Tournament with LLG Corn DPS club.
- Played club ball for Hotshots/Mojo Ross (2018-2020), Tampa Mustangs/LLG Maguire (2020-2021), Tampa Mustangs TJ (2021) and LLG Corn DPS (2021-2024).

2026 SEASON GAME-BY-GAME

Date	Opponent	Pos	AB	R	H	RBI	2B	3B	HR	BB	SB	CS	HBP	SAC	SF	GDP	K	PO	A	E	Avg
Feb 17	SOUTH ALABAMA	ph	1	0	0	0	0	0	0	0	0	0	0	0	0	0	0	0	0	0	.000
Feb 27	MEMPHIS	c	0	0	0	0	0	0	0	0	0	0	0	0	0	0	0	2	0	0	.000
Mar 10	at Nicholls	ph/c	1	0	0	0	0	0	0	0	0	0	0	0	0	0	0	1	1	0	.000
Mar 27	OKLAHOMA	pr	0	0	0	0	0	0	0	0	0	0	0	0	0	0	0	0	0	0	.000
Apr 03	at Missouri	pr	0	1	0	0	0	0	0	0	0	0	0	0	0	0	0	0	0	0	.000
Apr 18	OLE MISS	c	0	0	0	0	0	0	0	0	0	0	0	0	0	0	0	1	0	0	.000
Apr 19	OLE MISS	*c	4	1	1	0	0	0	0	0	0	0	0	0	0	0	0	3	1	0	.167
Totals		1gs	6	2	1	0	0	0	0	0	0	0	0	0	0	0	0	1	7	1	.167

On base pct. .167 · Slugging pct. .167

SINGLE-GAME CAREER HIGHS

Hits	1, Ole Miss (04/19/26)
Doubles	N/A
Triples	N/A
Home Runs	N/A
Total Bases	1, Ole Miss (04/19/26)
RBI	1, South Alabama (03/07/25)
Runs Scored	1, Ole Miss (04/19/26) at Missouri (04/03/26)
Walks	N/A
Hit By Pitch	N/A
Sacrifice Flies	N/A
Sac Hits	N/A
At Bats	4, Ole Miss (04/19/26)
Stolen Bases	N/A
Putouts	10, UT Arlington (02/14/25)
Assists	2, UT Arlington (02/14/25)

PHILLIPS' CAREER STATS

Year	avg	gp-gs	ab	r	h	2b	3b	hr	rbi	tb	slg%	bb	hbp	so	gdp	ob%	sf	sh	sb-att	po	a	e	fld%
2025	.000	6-4	10	0	0	0	0	0	1	0	.000	0	0	3	0	.000	0	0	0-0	29	3	0	1.000
2026	.167	7-1	6	2	1	0	0	0	0	1	.167	0	0	1	0	.167	0	0	0-0	7	1	0	1.000
TOTAL	.063	13-5	16	2	1	0	0	0	1	1	.063	0	0	4	0	.063	0	0	0-0	36	4	0	1.000



DESTINY HARRIS

33

Outfield · 5-4 · Sophomore · R/R · 1L · Norfolk, Va. (Granby HS)

SINGLE-GAME SEASON HIGHS

Hits	2 at #21/24 South Carolina (03/21/26)
	Michigan St. (02/21/26)
Doubles	1, Louisiana Tech (03/24/26)
Triples	N/A
Home Runs	1, Memphis (02/27/26)
	Michigan St. (02/21/26)
Total Bases	5, Michigan St. (02/21/26)
RBl	2, Three Times
Runs Scored	2, Three Times
Walks	1, Five Times
Hit By Pitch	1, Four Times
Sacrifice Flies	N/A
Sac Hits	N/A
At Bats	4, #5/3 Oklahoma (03/27/26)
Stolen Bases	1, Five Times
Putouts	4, Howard (02/22/26)
Assists	N/A

SINGLE-GAME CAREER HIGHS

Hits	2 at #21/24 South Carolina (03/21/26)
	Michigan St. (02/21/26)
Doubles	1, Louisiana Tech (03/24/26)
Triples	N/A
Home Runs	1, Memphis (02/27/26)
	Michigan St. (02/21/26)
Total Bases	5, Michigan St. (02/21/26)
RBl	2, Three Times
Runs Scored	2, Three Times
Walks	1, Five Times
Hit By Pitch	1, Four Times
Sacrifice Flies	N/A
Sac Hits	N/A
At Bats	4, #5/3 Oklahoma (03/27/26)
Stolen Bases	1, Five Times
Putouts	4, Howard (02/22/26)
Assists	N/A

Complete bio

Sophomore Season (2026)

- Recorded a multi-hit and multi-RBI game in her first collegiate start (Feb. 21 vs. Michigan St.).
- Hit a home run in her first at-bat of her first collegiate start.
- Has two two-run homers this season, and a two-run single to account for her eight RBI this season.
- Named 2024 Regional Player of the Year at Granby High School.
- A two-time Player of the Year, High School All-Region selection and All-State honoree.

2026 SEASON GAME-BY-GAME

Date	Opponent	Pos	AB	R	H	RBI	2B	3B	HR	BB	SB	CS	HBP	SAC	SF	GDP	K	PO	A	E	Avg
Feb 05	NC STATE	pr	0	1	0	0	0	0	0	0	0	0	0	0	0	0	0	0	0	0	.000
Feb 06	NC STATE	pr	0	1	0	0	0	0	0	0	0	0	0	0	0	0	0	0	0	0	.000
Feb 07	NEVADA	pr	0	1	0	0	0	0	0	0	0	0	0	0	0	0	0	0	0	0	.000
Feb 08	ILLINOIS	pr	0	1	0	0	0	0	0	0	1	0	0	0	0	0	0	0	0	0	.000
Feb 08	LAMAR	pr	0	0	0	0	0	0	0	0	0	0	0	0	0	0	0	0	0	0	.000
Feb 12	vs Nebraska	pr	0	0	0	0	0	0	0	0	0	0	0	0	0	0	0	0	0	0	.000
Feb 12	vs Oklahoma St	pr	0	0	0	0	0	0	0	0	0	0	0	0	0	0	0	0	0	0	.000
Feb 14	vs UCF	ph	1	0	0	0	0	0	0	0	0	0	0	0	0	0	1	0	0	0	.000
Feb 17	SOUTH ALABAMA	pr/of	0	0	0	0	0	0	0	0	0	0	0	0	0	0	0	0	0	0	.000
Feb 21	ULL	pr	0	0	0	0	0	0	0	0	0	0	0	0	0	0	0	0	0	0	.000
Feb 21	MICHIGAN ST	*dh	2	2	2	2	0	0	1	1	0	0	0	0	0	0	0	0	0	0	.667
Feb 22	HOWARD	*of	2	0	0	0	0	0	0	0	1	0	0	0	0	0	0	4	0	0	.400
Feb 24	at McNeese	*dh	3	0	1	1	0	0	0	1	0	0	0	0	0	0	0	0	0	0	.375
Feb 27	MEMPHIS	*of	2	2	1	2	0	0	1	0	1	0	0	0	0	0	0	0	0	0	.400
Feb 28	IOWA	*dh	3	1	1	0	0	0	0	0	0	0	0	0	0	0	0	0	0	0	.385
Feb 28	MEMPHIS	*of	2	0	0	0	0	0	0	1	1	0	0	0	0	0	0	0	0	0	.333
Mar 06	at Tennessee	*dh	2	0	0	0	0	0	0	0	0	0	0	0	0	0	0	2	0	0	.294
Mar 08	at Tennessee	pr	0	0	0	0	0	0	0	0	0	0	0	0	0	0	0	0	0	0	.294
Mar 10	at Nicholls	ph	0	1	0	0	0	0	0	0	0	0	1	0	0	0	0	0	0	0	.294
Mar 15	TEXAS A&M	pr	0	1	0	0	0	0	0	0	0	0	0	0	0	0	0	0	0	0	.294
Mar 16	TEXAS A&M	pr	0	1	0	0	0	0	0	0	0	0	0	0	0	0	0	0	0	0	.294
Mar 20	at South Carolina	pr	0	1	0	0	0	0	0	0	0	0	0	0	0	0	0	0	0	0	.294
Mar 21	at South Carolina	*dh	2	2	2	2	0	0	0	1	1	0	0	0	0	0	0	0	0	0	.368
Mar 22	at South Carolina	*dh	2	1	1	0	0	0	0	0	0	1	0	0	0	0	0	0	0	0	.381
Mar 24	LOUISIANA TECH	*dh	3	0	1	1	1	0	0	0	0	0	0	0	0	0	0	0	0	0	.375
Mar 27	OKLAHOMA	*dh	4	0	1	0	0	0	0	0	0	0	0	0	0	0	0	2	0	0	.357
Mar 28	OKLAHOMA	*dh	1	0	0	0	0	0	0	1	1	0	0	0	0	0	0	0	0	0	.345
Mar 29	OKLAHOMA	*dh	2	0	0	0	0	0	0	0	0	0	0	0	0	0	0	2	0	0	.323
Apr 03	at Missouri	*dh	2	0	0	0	0	0	0	0	0	0	0	0	0	0	0	1	0	0	.303
Apr 04	at Missouri	pr	0	0	0	0	0	0	0	0	0	0	0	0	0	0	0	0	0	0	.303
Apr 10	ARIZONA	pr	0	1	0	0	0	0	0	0	0	0	0	0	0	0	0	0	0	0	.303
Apr 14	at ULL	*of	3	1	1	2	0	0	0	0	0	0	0	0	0	0	0	0	1	0	.306
Apr 17	OLE MISS	ph/of	2	0	0	0	0	0	0	0	0	0	0	0	0	0	0	1	0	0	.289
Apr 19	OLE MISS	ph	1	0	0	0	0	0	0	0	0	0	0	0	0	0	0	0	0	0	.282
Totals			15gs	39	17	11	8	1	0	2	5	5	0	4	0	0	0	9	5	0	.282

On base pct. .417 · Slugging pct. .462

HARRIS' CAREER STATS

Year	avg	gp-gs	ab	r	h	2b	3b	hr	rbi	tb	slg%	bb	hbp	so	gdp	ob%	sf	sh	sb-att	po	a	e	fld%
2025	.500	2-0	2	0	1	0	0	0	1	1	.500	0	0	0	0	.500	0	0	0-0	0	0	0	.000
2026	.282	34-15	39	17	11	1	0	2	8	18	.462	5	4	9	0	.417	0	0	5-5	5	0	0	1.000
TOTAL	.293	36-15	41	17	12	1	0	2	9	19	.463	5	4	9	0	.420	0	0	5-5	5	0	0	1.000



TORI EDWARDS

42

Utility • 5-11 • Redshirt Sophomore • R/R • 1L • Flower Mound, Texas (Edward S. Marcus HS)

SINGLE-GAME SEASON HIGHS

Hits	3, Ole Miss (04/19/26) vs. RV/#23 Oklahoma St. (02/12/26)
Doubles	1, Five Times
Triples	1, NC State (02/06/26)
Home Runs	2, Ole Miss (04/19/26)
Total Bases	9, Ole Miss (04/19/26)
RBIs	4, Ole Miss (04/17/26) Illinois (02/08/26)
Runs Scored	3 at Missouri (04/03/26)
Walks	4 at #21/24 South Carolina (03/20/26)
Hit By Pitch	N/A
Sacrifice Flies	N/A
Sac Hits	N/A
At Bats	5 at McNeese (02/24/26)
Stolen Bases	2, Illinois (02/08/26)
Putouts	12, Four Times
Assists	1, Eight Times

SINGLE-GAME CAREER HIGHS

Hits	3, Eight Times
Doubles	1, 19 Times
Triples	1, NC State (02/06/26)
Home Runs	2, Three Times
Total Bases	9, Three Times
RBIs	6, ULM (03/05/25)
Runs Scored	3, Three Times
Walks	4 at #21/24 South Carolina (03/20/26)
Hit By Pitch	1, Four Times
Sacrifice Flies	1, Five Times
Sac Hits	N/A
At Bats	5 at McNeese (02/24/26)
Stolen Bases	2, Illinois (02/08/26) Louisiana Tech (04/09/25)
Putouts	12, Four Times
Assists	1, 16 Times

Complete bio

Redshirt Sophomore Season (2026)

- Dominated Ole Miss series with a .750 average behind six hits, including three home runs and eight RBI.
- Hit the program's second inside-the-park grand slam in the series opener vs. Ole Miss (April 17).
- Hit game-winning and series-clinching two-run double in the South Carolina finale (March 22).
- A 2025 NFCA All-American and 2025 SEC Freshman of the Year.
- Set a program single-season record with an .802 slugging percentage and tied the record with 18 homers in 2025.
- Has a program record four grand slams and is the eighth Tiger in program history with multiple grand slams in a season.
- First career home run was a grand slam against Charlotte (Feb. 8, 2025). Has five career slams.

2026 SEASON GAME-BY-GAME

Date	Opponent	Pos	AB	R	H	RBI	2B	3B	HR	BB	SB	CS	HBP	SAC	SF	GDP	K	PO	A	E	Avg	
Feb 05	NC STATE	*1b	1	0	0	1	0	0	0	2	1	0	0	0	0	0	0	3	0	1	.000	
Feb 06	NEVADA	*1b	2	1	0	0	0	0	0	1	0	0	0	0	0	0	0	5	1	0	.000	
Feb 06	NC STATE	*1b	4	2	2	0	0	1	0	0	0	0	0	0	0	0	0	3	0	0	.286	
Feb 07	NEVADA	*1b	2	0	0	1	0	0	2	0	0	0	0	0	0	0	2	1	0	0	.222	
Feb 08	ILLINOIS	*1b	2	2	2	4	0	0	1	2	0	0	0	0	0	0	0	6	1	0	.364	
Feb 08	LAMAR	*1b	2	1	1	3	0	0	1	1	1	0	0	0	0	0	0	7	0	0	.385	
Feb 12	vs Nebraska	*1b	2	0	0	0	0	0	0	1	0	0	0	0	0	0	2	3	0	0	.333	
Feb 12	vs Oklahoma St	*1b	4	2	3	3	0	0	1	0	1	0	0	0	0	0	0	8	1	0	.421	
Feb 13	vs Duke	*1b	3	0	0	0	0	0	0	1	0	0	0	0	0	0	1	5	0	0	.364	
Feb 14	vs UCF	*1b	3	0	0	0	0	0	0	0	0	0	0	0	0	0	0	8	1	0	.320	
Feb 15	vs UCLA	*1b	2	0	0	0	0	0	0	1	0	0	0	0	0	0	1	7	0	0	.296	
Feb 17	SOUTH ALABAMA	*1b	1	2	1	1	0	0	2	0	0	0	0	0	0	0	0	6	1	0	.321	
Feb 20	MICHIGAN ST	*1b	2	1	0	0	0	0	0	1	0	0	0	0	0	0	2	4	0	0	.300	
Feb 21	ULL	*1b	4	1	0	0	0	0	0	1	1	0	0	0	0	0	0	2	12	1	.265	
Feb 21	MICHIGAN ST	*1b	3	1	1	1	0	0	1	1	0	0	0	0	0	0	0	3	0	0	.270	
Feb 22	HOWARD	*1b	3	0	1	1	0	0	0	0	0	0	0	0	0	0	0	7	0	0	.275	
Feb 24	at McNeese	*1b	5	1	2	0	0	0	0	0	0	0	0	0	0	0	1	3	1	0	.289	
Feb 27	NICHOLLS	*1b	3	1	0	1	0	0	0	1	0	0	0	0	0	0	0	3	0	0	.271	
Feb 27	MEMPHIS	*1b	2	2	1	0	1	0	0	1	0	0	0	0	0	0	0	6	0	0	.280	
Feb 28	IOWA	*1b	3	0	1	1	0	0	0	0	0	0	0	0	0	0	0	2	0	1	.283	
Feb 28	MEMPHIS	*1b	3	0	0	0	0	0	0	1	0	0	0	0	0	0	1	5	0	0	.268	
Mar 06	at Tennessee	*1b	3	0	0	0	0	0	0	0	0	0	0	0	0	0	0	5	0	0	.254	
Mar 07	at Tennessee	*1b	3	0	0	0	0	0	0	0	0	0	0	0	0	0	2	7	0	0	.242	
Mar 08	at Tennessee	*1b	4	0	1	1	0	0	0	0	0	0	0	0	0	0	1	2	0	0	.242	
Mar 14	TEXAS A&M	*1b	2	0	1	1	0	0	0	1	0	0	0	0	0	0	1	4	0	0	.250	
Mar 15	TEXAS A&M	*1b	2	1	1	1	0	0	1	1	0	0	0	0	0	0	0	12	0	0	.257	
Mar 16	TEXAS A&M	*1b	4	0	1	0	0	0	0	0	0	0	0	0	0	0	0	3	0	1	.257	
Mar 20	at South Carolina	*1b	2	1	0	0	0	0	0	4	0	0	0	0	0	0	0	1	9	0	.250	
Mar 21	at South Carolina	*1b	4	0	0	0	0	0	0	0	0	0	0	0	0	0	0	9	0	0	.237	
Mar 22	at South Carolina	*1b	3	0	1	2	1	0	0	1	1	0	0	0	0	0	0	1	6	0	.241	
Mar 24	LOUISIANA TECH	*1b	2	2	2	2	0	0	1	1	0	0	0	0	0	0	0	2	0	0	.259	
Mar 27	OKLAHOMA	*1b	2	0	0	0	0	0	0	2	0	0	0	0	0	0	0	6	0	0	.253	
Mar 28	OKLAHOMA	*1b	3	0	1	0	0	0	0	0	0	0	0	0	0	0	1	5	0	0	.256	
Mar 29	OKLAHOMA	*1b	4	0	0	0	0	0	0	0	0	0	0	0	0	0	4	7	0	0	.245	
Apr 02	at Missouri	*1b	2	2	1	2	0	0	1	1	0	0	0	0	0	0	1	3	0	1	.250	
Apr 03	at Missouri	*1b	2	3	1	1	0	0	1	3	0	0	0	0	0	0	1	12	0	0	.255	
Apr 04	at Missouri	*1b	3	0	0	0	0	0	0	0	0	0	0	0	0	0	2	5	0	0	.248	
Apr 07	CENTRAL ARK	*1b	2	0	1	1	1	0	0	2	1	0	0	0	0	0	0	4	0	0	.252	
Apr 10	ARIZONA	*1b	3	0	1	0	1	0	0	0	0	0	0	0	0	0	1	6	0	0	.255	
Apr 11	ARIZONA	*1b	3	0	1	0	0	0	0	0	0	0	0	0	0	0	0	12	0	1	.257	
Apr 12	ARIZONA	*1b	2	0	0	0	0	0	0	1	0	0	0	0	0	0	1	0	7	1	.252	
Apr 14	at ULL	*1b	2	1	0	0	0	0	0	1	0	0	0	0	0	0	0	7	0	0	.248	
Apr 17	OLE MISS	*1b	3	1	2	4	0	0	1	1	0	0	0	0	0	0	1	9	0	0	.259	
Apr 18	OLE MISS	*1b	2	0	1	2	1	0	0	2	0	0	0	0	0	0	0	8	0	0	.263	
Apr 19	OLE MISS	*1b	3	2	3	2	0	0	2	1	0	0	0	0	0	0	0	11	0	1	.281	
Totals			45gs	121	30	34	36	5	1	11	38	8	0	0	0	0	2	28	268	8	6	.281

On base pct. .453 • Slugging pct. .612

T. EDWARDS' CAREER STATS

Year	avg	gp-gs	ab	r	h	2b	3b	hr	rbi	tb	slg%	bb	hbp	so	gdp	ob%	sf	sh	sb-att	po	a	e	fld%
2024	.167	3-2	6	2	1	0	0	0	0	1	.167	3	0	2	0	.444	0	0	0-0	0	0	0	.000
2025	.383	58-58	162	52	62	14	0	18	73	130	.802	37	4	33	2	.495	5	0	7-8	346	8	5	.986
2026	.281	45-45	121	30	34	5	1	11	36	74	.612	38	0	28	2	.453	0	0	8-8	268	8	6	.979
TOTAL	.336	106-105	289	84	97	19	1	29	109	205	.709	78	4	63	4	.476	5	0	15-16	614	16	11	.983



CI'ELLA PICKETT

44

Utility • 5-8 • Freshman • R/R • HS • Mentone, Calif. (Cajon HS)

SINGLE-GAME SEASON HIGHS

Hits	2, #16 Texas A&M (03/16/26)
Doubles	1 at Nicholls (03/10/26) Memphis (02/28/26)
Triples	N/A
Home Runs	N/A
Total Bases	2, Three Times
RBIs	2, Memphis (02/28/26)
Runs Scored	1 at Nicholls (03/10/26) Memphis (02/28/26)
Walks	1 at Missouri (04/02/26)
Hit By Pitch	1 at Nicholls (03/10/26)
Sacrifice Flies	N/A
Sac Hits	N/A
At Bats	3, Five Times
Stolen Bases	N/A
Putouts	10 at Nicholls (03/10/26)
Assists	1, Memphis (02/28/26) vs. UCF (02/14/26)

SINGLE-GAME CAREER HIGHS

Hits	2, #16 Texas A&M (03/16/26)
Doubles	1 at Nicholls (03/10/26) Memphis (02/28/26)
Triples	N/A
Home Runs	N/A
Total Bases	2, Three Times
RBIs	2, Memphis (02/28/26)
Runs Scored	1 at Nicholls (03/10/26) Memphis (02/28/26)
Walks	1 at Missouri (04/02/26)
Hit By Pitch	1 at Nicholls (03/10/26)
Sacrifice Flies	N/A
Sac Hits	N/A
At Bats	3, Five Times
Stolen Bases	N/A
Putouts	10 at Nicholls (03/10/26)
Assists	1, Memphis (02/28/26) vs. UCF (02/14/26)

Complete bio

Freshman Season (2026)

- Recorded a season-high two hits against No. 16 Texas A&M (March 16)
- Had an RBI double, scored a run and had four putouts and an assist in first collegiate start (Feb. 28).
- Named the 2025 Citrus Belt League MVP and four-time Citrus Belt League First Team selection (Cajon HS).
- Played club with the Corona Angels organization and won the 2021 Alliance National Championship.

2026 SEASON GAME-BY-GAME

Date	Opponent	Pos	AB	R	H	RBI	2B	3B	HR	BB	SB	CS	HBP	SAC	SF	GDP	K	PO	A	E	Avg
Feb 08	ILLINOIS	1b	0	0	0	0	0	0	0	0	0	0	0	0	0	0	0	1	0	0	.000
Feb 14	vs UCF	ph/3	1	0	0	0	0	0	0	0	0	0	0	0	0	0	0	0	1	0	.000
Feb 15	vs UCLA	3b	0	0	0	0	0	0	0	0	0	0	0	0	0	0	0	0	0	1	.000
Feb 27	MEMPHIS	pr/dh	1	0	0	0	0	0	0	0	0	0	0	0	0	0	0	0	0	0	.000
Feb 28	MEMPHIS	*3b	3	1	2	1	0	0	0	0	0	0	0	0	0	0	0	4	1	0	.200
Mar 07	at Tennessee	ph	1	0	0	0	0	0	0	0	0	0	0	0	0	0	0	0	0	0	.167
Mar 08	at Tennessee	ph	1	0	0	0	0	0	0	0	0	0	0	0	0	0	0	0	0	0	.143
Mar 10	at Nicholls	*1b	3	1	1	1	1	0	0	0	0	0	1	0	0	0	0	10	0	0	.200
Mar 15	TEXAS A&M	*dh	3	0	1	0	0	0	0	0	0	0	0	0	0	0	0	0	0	0	.231
Mar 16	TEXAS A&M	*dh	3	0	2	1	0	0	0	0	0	0	0	0	0	0	1	0	0	0	.312
Mar 20	at South Carolina	*dh	3	0	1	0	0	0	0	0	0	0	0	0	0	0	1	0	0	0	.316
Mar 24	LOUISIANA TECH	ph/3	1	0	0	0	0	0	0	0	0	0	0	0	0	0	0	0	0	0	.300
Mar 27	OKLAHOMA	ph	1	0	0	0	0	0	0	0	0	0	0	0	0	0	0	0	0	0	.286
Apr 02	at Missouri	*3b	1	0	0	0	0	0	0	1	0	0	0	0	0	0	1	0	0	0	.273
Totals			6gs	22	2	6	4	2	0	1	0	0	1	0	0	0	3	15	2	1	.273

On base pct. .333 • Slugging pct. .364

PICKETT'S CAREER STATS

Year	avg	gp-gs	ab	r	h	2b	3b	hr	rbi	tb	slg%	bb	hbp	so	gdp	ob%	sf	sh	sb-att	po	a	e	fld%
2026	.273	14-6	22	2	6	2	0	0	4	8	.364	1	1	3	0	.333	0	0	0-0	15	2	1	.944
TOTAL	.273	14-6	22	2	6	2	0	0	4	8	.364	1	1	3	0	.333	0	0	0-0	15	2	1	.944



KYLEE EDWARDS

67

Infield • 5-6 • Junior • R/R • TR • Waldron, Ind. (Mississippi State)

SINGLE-GAME SEASON HIGHS

Hits	4, at Missouri (04/03/26)
Doubles	1, Four Times
Triples	1, Four Times
Home Runs	2, #5/3 Oklahoma (03/29/26)
Total Bases	10 at Missouri (04/03/26)
RBIs	4 at Missouri (04/03/26) at #21/24 South Carolina (03/20/26)
Runs Scored	2, Seven Times
Walks	2, #16 Texas A&M (03/16/26)
Hit By Pitch	1, Four Times
Sacrifice Flies	N/A
Sac Hits	1, #16 Texas A&M (03/15/26)
At Bats	6 at Missouri (04/03/26) at #21/24 South Carolina (03/20/26)
Stolen Bases	2, Illinois (02/08/26) NC State (02/06/26)
Putouts	4, #5/3 Oklahoma (03/28/26) Nevada (02/06/26)
Assists	6, Illinois (02/08/26)

SINGLE-GAME CAREER HIGHS

Hits	4, at Missouri (04/03/26)
Doubles	1, 21 Times*
Triples	1, Six Times*
Home Runs	2, #5/3 Oklahoma (03/29/26)
Total Bases	10 at Missouri (04/03/26)
RBIs	4, Five Times*
Runs Scored	2, 11 Times*
Walks	2, Eight Times*
Hit By Pitch	1, 11 Times*
Sacrifice Flies	1, Five Times*
Sac Hits	1, Four Times*
At Bats	6 at Missouri (04/03/26) at #21/24 South Carolina (03/20/26)
Stolen Bases	2, Three Times*
Putouts	4, #5/3 Oklahoma (02/28/26) Nevada (02/06/26)
Assists	7, #10 Florida (03/29/24)*

* Includes games played at Mississippi State

Complete bio

Junior Season (2026)

- Became the first LSU Tiger to hit for the cycle (at Missouri; April 3).
- Hit first home run as an LSU Tiger against Memphis (Feb. 27), and two in one game vs. No. 5/3 Oklahoma.
- Hit a walk-off triple against UL Lafayette (Feb. 21) and set a career-high three hits in that game.
- Was a 2025 NFCA South All-Region selection after starting all 58 games at shorstop for Mississippi St.
- Had a .945 fielding percentage with 87 assists, 69 putouts and nine errors in 2025.

2026 SEASON GAME-BY-GAME

Date	Opponent	Pos	AB	R	H	RBI	2B	3B	HR	BB	SB	CS	HBP	SAC	SF	GDP	K	PO	A	E	Avg	
Feb 05	NC STATE	*ss	3	1	0	0	0	0	0	0	0	0	0	0	0	0	0	1	0	0	.000	
Feb 06	NEVADA	*ss	3	1	1	0	1	0	0	0	0	0	0	0	0	0	0	4	2	0	.167	
Feb 06	NC STATE	*ss	4	0	2	1	0	0	0	2	0	0	0	0	0	0	0	0	4	0	.300	
Feb 07	NEVADA	*ss	3	0	0	0	0	0	0	0	0	0	0	0	0	0	1	1	0	0	.231	
Feb 08	ILLINOIS	*ss	2	1	0	0	0	0	0	1	2	0	0	0	0	0	0	0	6	0	.200	
Feb 08	LAMAR	*ss	3	0	0	0	0	0	0	0	0	0	0	0	0	0	1	1	2	0	.167	
Feb 12	vs Nebraska	*ss	3	0	0	0	0	0	0	0	0	0	0	0	0	0	0	1	0	1	.143	
Feb 12	vs Oklahoma St	*ss	2	1	0	0	0	0	0	1	0	0	0	0	0	0	0	0	0	0	.130	
Feb 13	vs Duke	*ss	2	1	1	0	0	0	0	0	0	0	0	0	0	0	0	3	2	1	.154	
Feb 14	vs UCF	*ss	2	0	0	0	0	0	0	0	0	0	0	0	0	0	0	0	0	2	.179	
Feb 15	vs UCLA	*ss	2	0	0	0	0	0	0	0	0	0	0	0	0	0	0	0	2	0	.167	
Feb 17	SOUTH ALABAMA	*ss	3	0	0	0	0	0	0	0	0	0	0	0	0	0	0	2	1	0	.152	
Feb 20	MICHIGAN ST	*ss	2	1	0	0	0	0	0	1	0	0	0	0	0	0	0	2	1	0	.143	
Feb 21	ULL	*ss	4	0	3	2	0	1	0	1	0	0	0	0	0	0	0	0	1	0	.205	
Feb 21	MICHIGAN ST	*ss	3	1	1	0	0	0	0	0	0	0	0	0	0	0	0	3	1	0	.214	
Feb 22	HOWARD	*ss	3	0	0	0	0	0	0	0	0	0	0	0	0	0	0	1	3	1	.200	
Feb 24	at McNeese	*ss	4	1	3	1	0	0	0	0	0	0	0	0	0	0	0	0	0	0	.245	
Feb 27	NICHOLLS	*ss	2	1	1	0	1	0	0	0	0	0	1	0	0	0	0	2	2	0	.255	
Feb 27	MEMPHIS	*ss	2	2	1	1	0	0	1	1	0	0	0	0	0	0	0	2	1	0	.264	
Feb 28	IOWA	*ss	2	0	0	0	0	0	0	0	0	1	0	0	0	0	0	2	1	0	.255	
Feb 28	MEMPHIS	*ss	2	1	0	0	0	0	0	1	1	0	0	0	0	0	0	2	2	0	.246	
Mar 06	at Tennessee	*ss	3	0	0	0	0	0	0	0	0	0	0	0	0	0	2	2	4	0	.233	
Mar 07	at Tennessee	*ss	3	0	0	0	0	0	0	0	0	0	0	0	0	0	0	0	2	0	.222	
Mar 08	at Tennessee	*ss	3	0	1	0	0	0	0	0	0	0	0	0	0	0	0	1	1	0	.227	
Mar 10	at Nicholls	*ss	4	2	3	2	0	0	0	0	0	0	0	0	0	0	0	1	4	0	.257	
Mar 14	TEXAS A&M	*ss	3	0	1	0	0	0	0	0	0	0	0	0	0	0	0	3	0	1	.260	
Mar 15	TEXAS A&M	*ss	2	0	0	0	0	0	0	0	0	0	0	1	0	0	0	1	3	0	.253	
Mar 16	TEXAS A&M	*ss	1	2	1	0	0	0	0	2	1	0	0	0	0	0	0	3	0	0	.263	
Mar 20	at South Carolina	*ss	6	1	3	4	0	1	1	0	0	0	0	0	0	0	0	1	2	0	.280	
Mar 21	at South Carolina	*ss	3	2	2	0	1	0	0	1	1	0	0	0	0	0	0	2	3	0	.294	
Mar 22	at South Carolina	*ss	2	0	0	0	0	0	0	1	0	0	0	0	0	0	0	1	1	0	.287	
Mar 24	LOUISIANA TECH	*ss	1	1	1	2	0	0	1	1	0	0	0	0	0	0	0	2	1	0	.295	
Mar 27	OKLAHOMA	*ss	4	0	0	0	0	0	0	0	0	0	0	0	0	0	0	0	2	0	.283	
Mar 28	OKLAHOMA	*ss	3	1	2	2	0	0	1	0	0	0	0	0	0	0	0	4	1	0	.295	
Mar 29	OKLAHOMA	*ss	3	2	2	2	0	0	2	1	0	0	0	0	0	0	0	1	0	0	.306	
Apr 02	at Missouri	*ss	4	1	1	2	0	0	1	0	0	0	0	0	0	0	0	0	4	0	.304	
Apr 03	at Missouri	*ss	6	1	4	4	1	1	1	0	0	0	0	0	0	0	0	0	4	0	.324	
Apr 04	at Missouri	*ss	3	0	0	0	0	0	0	0	0	0	0	0	0	0	0	2	2	0	.315	
Apr 07	CENTRAL ARK	*ss	3	2	1	0	0	0	0	1	0	0	0	0	0	0	0	0	1	0	.316	
Apr 10	ARIZONA	*ss	3	0	0	0	0	0	0	0	0	0	0	0	0	0	0	0	1	1	.308	
Apr 11	ARIZONA	*ss	2	1	1	1	0	1	0	0	0	0	1	0	0	0	0	0	2	0	.311	
Apr 12	ARIZONA	*ss	4	0	2	1	0	0	0	0	0	0	0	0	0	0	0	1	1	4	.317	
Apr 14	at ULL	*ss	4	0	1	0	0	0	0	0	0	0	0	0	0	0	0	0	1	0	.315	
Apr 17	OLE MISS	*ss	3	2	2	2	0	0	1	1	0	1	0	0	0	0	0	2	2	0	.323	
Apr 18	OLE MISS	*ss	4	0	2	3	0	0	0	0	0	0	0	0	0	0	0	3	1	0	.328	
Apr 19	OLE MISS	*ss	3	0	1	0	0	0	0	0	0	0	1	0	0	0	0	2	4	0	.328	
Totals			46gs	137	30	45	30	4	4	9	14	7	1	4	1	0	0	6	65	84	5	.328

On base pct. .406 • Slugging pct. .613

K. EDWARDS' CAREER STATS (AT MISSISSIPPI STATE 2024-2025)

Year	avg	gp-gs	ab	r	h	2b	3b	hr	rbi	tb	slg%	bb	hbp	so	gdp	ob%	sf	sh	sb-att	po	a	e	fld%
2024	.269	54-53	134	25	36	8	2	5	23	63	.470	14	3	11	1	.344	3	1	4-6	43	98	12	.922
2025	.290	58-58	162	34	47	9	0	9	37	83	.512	24	4	13	1	.391	2	2	7-7	69	87	9	.945
TOTAL	.280	112-111	296	59	83	17	2	14	60	146	.493	38	7	24	2	.370	5	3	11-13	112	185	21	.934

K. EDWARDS' CAREER STATS (AT LSU)

Year	avg	gp-gs	ab	r	h	2b	3b	hr	rbi	tb	slg%	bb	hbp	so	gdp	ob%	sf	sh	sb-att	po	a	e	fld%
2026	.328	46-46	137	30	45	4	4	9	30	84	.613	14	4	6	0	.406	0	1	7-8	65	84	5	.968
TOTAL	.328	46-46	137	30	45	4	4	9	30	84	.613	14	4	6	0	.406	0	1	7-8	65	84	5	.968



AVERY HODGE

82

Infield • 5-6 • Senior • L/R • 1L • Richmond, Texas (Oklahoma)

SINGLE-GAME SEASON HIGHS

Hits	1, 14 Times
Doubles	1 at #1 Tennessee (03/08/26) Nevada (02/06/26)
Triples	N/A
Home Runs	1 at Nicholls (03/10/26)
Total Bases	4 at Nicholls (03/10/26)
RBIs	3 at Nicholls (03/10/26)
Runs Scored	2 at #1 Tennessee (03/08/26)
Walks	3 at Missouri (04/03/26)
Hit By Pitch	1, #16 Texas A&M (03/16/26) South Alabama (02/17/26)
Sacrifice Flies	N/A
Sac Hits	1, Three Times
At Bats	6 at #21/24 South Carolina (03/20/26)
Stolen Bases	1, Four Times
Putouts	3, Four Times
Assists	5 at #1 Tennessee (03/07/26)

Complete bio

Senior Season (2026)

- Hit her first home run of the season at Nicholls (March 10).
- Drew a season-high three walks at Missouri (April 3).
- Logged a career-high six assists against UConn (May 17, 2025).
- Hit first career home run, a two-run go-ahead shot at ULL (March 25, 2025).
- A two-time National Champion at Oklahoma.
- Played on the U.S. Women's National Team at the 2023 Japan All-Star Series.

2026 SEASON BATTING GAME-BY-GAME

Date	Opponent	Pos	AB	R	H	RBI	2B	3B	HR	BB	SB	CS	HBP	SAC	SF	GDP	K	PO	A	E	Avg
Feb 05	NC STATE	*3b	2	1	0	0	0	0	0	0	0	0	0	0	0	0	1	1	0	0	.000
Feb 06	NEVADA	*3b	2	1	1	0	1	0	0	1	1	0	0	0	0	0	1	1	0	0	.250
Feb 06	NC STATE	*3b	2	0	0	0	0	0	0	2	0	0	0	0	0	0	2	0	0	0	.167
Feb 07	NEVADA	*3b	1	1	0	0	0	0	0	0	0	0	0	0	1	0	0	0	0	0	.143
Feb 08	ILLINOIS	*3b	0	1	0	0	0	0	0	2	1	0	0	0	0	0	0	3	2	0	.143
Feb 12	vs Nebraska	*3b	3	0	0	0	0	0	0	0	0	0	0	0	0	0	1	2	1	1	.100
Feb 13	vs Duke	*3b	3	0	1	0	0	0	0	0	0	0	0	0	0	0	1	0	3	0	.154
Feb 14	vs UCF	*3b	1	0	0	0	0	0	0	0	0	0	0	0	0	0	0	1	2	1	.143
Feb 15	vs UCLA	*3b	0	0	0	0	0	0	0	0	0	0	0	0	0	0	0	1	1	0	.143
Feb 17	SOUTH ALABAMA	*3b/d	1	1	0	0	0	0	0	0	0	0	0	0	1	0	0	1	3	0	.133
Feb 22	HOWARD	*3b	2	0	0	0	0	0	0	0	0	0	0	0	0	0	0	0	1	0	.118
Feb 24	at McNeese	pr/3b	1	0	0	0	0	0	0	0	0	0	0	0	0	0	0	0	0	0	.111
Feb 27	MEMPHIS	*3b	3	1	1	0	0	0	0	0	0	0	0	0	0	0	2	3	0	0	.143
Feb 28	IOWA	*3b	1	0	0	0	0	0	0	0	0	0	0	0	0	0	0	1	1	0	.136
Feb 28	MEMPHIS	*3b	0	0	0	0	0	0	0	0	0	0	0	0	0	0	0	0	0	0	.136
Mar 06	at Tennessee	*3b	2	0	1	0	0	0	0	0	0	0	0	0	0	0	1	0	0	0	.167
Mar 07	at Tennessee	*3b	3	0	1	0	0	0	0	0	0	0	0	0	0	0	3	5	0	0	.185
Mar 08	at Tennessee	*3b	2	2	1	0	1	0	0	1	0	0	0	0	0	0	0	3	1	1	.207
Mar 10	at Nicholls	*3b	3	1	1	3	0	0	1	0	0	0	0	0	0	0	1	1	0	0	.219
Mar 14	TEXAS A&M	*3b	2	0	0	1	0	0	0	1	0	0	0	0	0	0	2	2	0	0	.206
Mar 15	TEXAS A&M	*3b	4	0	1	1	0	0	0	0	0	0	0	0	0	0	1	0	2	1	.211
Mar 16	TEXAS A&M	*3b	2	1	0	1	0	0	0	1	1	1	1	0	0	0	1	3	0	0	.200
Mar 20	at South Carolina	*3b	6	0	0	0	0	0	0	0	0	0	0	0	0	0	1	3	0	0	.174
Mar 21	at South Carolina	*3b	2	1	0	0	0	0	0	1	1	0	0	0	0	0	1	3	0	0	.167
Mar 22	at South Carolina	*3b	2	0	0	0	0	0	0	0	0	0	0	0	1	0	1	2	0	0	.160
Mar 24	LOUISIANA TECH	*3b	1	0	0	0	0	0	0	0	0	0	0	0	0	0	0	0	0	0	.157
Mar 27	OKLAHOMA	*3b	3	0	0	0	0	0	0	0	0	0	0	0	0	0	0	1	0	0	.148
Mar 28	OKLAHOMA	*3b	0	0	0	0	0	0	0	0	0	0	0	0	0	0	0	2	1	0	.148
Mar 29	OKLAHOMA	*3b	1	0	0	0	0	0	0	0	0	0	0	0	0	0	0	0	0	0	.145
Apr 02	at Missouri	*3b	1	1	1	0	0	0	0	0	0	0	0	0	0	0	0	1	0	0	.161
Apr 03	at Missouri	*3b	2	1	1	2	0	0	0	3	0	0	0	0	0	0	0	1	2	0	.172
Apr 04	at Missouri	*3b	2	0	0	0	0	0	0	0	0	0	0	0	0	0	0	1	1	0	.167
Apr 07	CENTRAL ARK	*3b	3	0	1	0	0	0	0	0	0	0	0	0	0	0	0	0	1	0	.175
Apr 10	ARIZONA	*3b	2	1	1	0	0	0	0	0	0	0	0	0	0	0	0	1	0	0	.185
Apr 11	ARIZONA	*3b	2	0	0	0	0	0	0	0	0	0	0	0	0	0	0	2	0	0	.179
Apr 12	ARIZONA	*3b	2	0	0	0	0	0	0	0	0	0	0	0	1	0	0	0	1	0	.174
Apr 14	at ULL	*3b	2	0	0	1	0	0	0	0	0	0	0	0	0	0	0	2	0	0	.169
Apr 17	OLE MISS	*3b	3	0	1	0	0	0	0	0	0	0	0	0	0	0	1	0	0	0	.176
Apr 18	OLE MISS	*3b	2	1	0	0	0	0	0	1	0	0	0	0	0	0	0	2	0	0	.171
Apr 19	OLE MISS	*3b	2	1	1	0	0	0	0	0	0	0	0	0	0	0	0	1	0	0	.179
Totals			33gs	78	16	14	9	2	0	14	4	1	2	3	0	0	9	38	51	5	.179

On base pct. .319 • Slugging pct. .244

SINGLE-GAME CAREER HIGHS

Hits	3, at McNeese (04/01/25)
Doubles	1, 12 Times*
Triples	1, Three Times*
Home Runs	1 at Nicholls (03/10/26) at UL Lafayette (03/25/25)
Total Bases	4, Five Times
RBIs	5, Minnesota (03/08/25)
Runs Scored	3, South Alabama (03/07/25) Southern Miss (02/22/25)
Walks	3 at Missouri (04/03/26) Charlotte (02/07/25)
Hit By Pitch	1, Nine Times*
Sacrifice Flies	1, Six Times*
Sac Hits	1, Seven Times*
At Bats	6 at #21/24 South Carolina (03/20/26)
Stolen Bases	2, Three Times*
Putouts	4, Three Times
Assists	6, vs. UConn (05/17/25)

* Includes games played at Oklahoma

HODGE'S CAREER STATS (AT OKLAHOMA 2023-2024)

Year	avg	gp-gs	ab	r	h	2b	3b	hr	rbi	tb	slg%	bb	hbp	so	gdp	ob%	sf	sh	sb-att	po	a	e	fld%
2023	.261	56-3	23	21	6	1	0	0	3	7	.304	2	0	1	0	.320	0	0	4-4	11	7	1	.947
2024	.284	63-25	74	28	21	5	1	0	9	28	.378	11	3	9	0	.389	2	1	4-5	44	68	6	.949
TOTAL	.278	119-28	97	49	27	6	1	0	12	35	.361	13	3	10	0	.374	2	1	8-9	55	75	7	.949

HODGE'S CAREER STATS (AT LSU)

Year	avg	gp-gs	ab	r	h	2b	3b	hr	rbi	tb	slg%	bb	hbp	so	gdp	ob%	sf	sh	sb-att	po	a	e	fld%
2025	.319	58-58	144	34	46	4	2	1	30	57	.396	20	4	18	1	.407	4	3	11-13	69	110	13	.932
2026	.179	40-33	78	16	14	2	0	1	9	19	.244	14	2	9	0	.319	0	3	4-5	38	51	5	.947
TOTAL	.270	98-91	222	50	60	6	2	2	39	76	.342	34	6	27	1	.376	4	6	15-18	107	161	18	.937

2026 TV/Radio Chart



00
Jayden Heavener
 Pitcher / Utility
 5-6 • So.-1L • L/L
 Pace, Fla.



1
Ally Hutchins
 Infield
 5-10 • Jr.-TR • R/R
 Paducah, Ky.



2
Maddox McKee
 Utility
 5-4 • Jr.-2L • L/R
 Montgomery, Texas



4
Gradie Appling
 Utility
 5-5 • Fr.-HS • R/R
 Juliette, Ga.



7
Jalia Lassiter
 Outfield
 5-7 • Sr.-1L • R/R
 Atmore, Ala.



8
Cali Deal
 Pitcher
 6-0 • Fr.-HS • R/L
 Quitman, La.



10
Rylie Johnson
 Outfield
 5-6 • Fr.-HS • L/L
 Spotsylvania, Va.



11
Lauryn Soeken
 Pitcher
 5-9 • Fr.-HS • R/R
 Katy, Texas



12
Maci Bergeron
 Catcher
 5-4 • Sr.-3L • R/R
 Rayne, La.



14
Ashlin Mowery
 Utility
 5-11 • Fr.-HS • R/R
 Lancaster, Ohio



15
Jady Laneaux
 Outfield
 5-10 • Jr.-2L • L/R
 Marietta, Ga.



17
Paytn Monticelli
 Pitcher
 6-2 • Sr.-TR • R/R
 Cedarburg, Wisc.



18
Tatum Clopton
 Pitcher
 5-10 • 5Y-Sr.-1L • L/R
 Lawrence, Kan.



20
Alix Franklin
 Utility
 5-7 • So.-1L • R/R
 St. Amant, La.




21
Cece Cellura
 Pitcher
 6-0 • Jr.-TR • R/R
 Glendale, Calif.



23
Sierra Daniel
 Utility
 5-4 • Jr.-2L • L/R
 Chandler, Ariz.



24
Char Lorenz
 Utility
 5-5 • RS-So.-TR • R/R
 Munster, Ind.



28
Jada Phillips
 Catcher / Utility
 5-4 • So.-1L • R/R
 Bradenton, Fla.



33
Destiny Harris
 Outfield
 5-4 • So.-1L • R/R
 Norfolk, Va.



42
Tori Edwards
 Utility
 5-11 • RS-So.-1L • R/R
 Flower Mound, Texas




44
Ci'ella Pickett
 Utility
 5-8 • Fr.-HS • R/R
 Mentone, Calif.




67
Kylee Edwards
 Infield
 5-6 • Jr.-TR • R/R
 Waldron, Ind.




82
Avery Hodge
 Infield
 5-5 • Sr.-1L • L/R
 Richmond, Texas




Beth Torina
 Head Coach
 15th Season




Bryce Neal
 Assistant Coach
 3rd Season



Sandra Moton
 Assistant Coach
 8th Season



Taylor Pleasants
 Assistant Coach
 1st Season



Zach Jermain
 Director of Player
 Performance &
 Analytics
 3rd Season